



TABLE OF CONTENTS

MEDIA INFORMATION

General Info	1-6
Contents	1
Quick Facts	2
Media Services & Guidelines	3-4
Robert M. Hartley Pressbox	5
Media Outlets	6

MISSISSIPPI STATE

General Info	7-25
Athletic Department Staff	7
Dr. Mark Keenum - President	8
Scott Stricklin - Director of Athletics	9
MSU Radio Network	10-11
2010 Opponents	12-23
Battle for the Golden Egg	24
Opponent Composite Schedule	25

2010 BULLDOGS

Team Information and Players	26-106
Numerical Roster	26
Alphabetical Roster	27
Roster Breakdown	28-29
Preseason Depth Chart	30
Season Outlook	31-35
Returning Player Bios	36-102
Newcomers	103-106

Coaches	107-121
Head Coach Dan Mullen	107-108
Les Koenning - Offensive Coordinator/Quarterbacks	109
Manny Diaz - Defensive Coordinator/Linebackers	110
Chris Wilson - Co-Defensive Coordinator/Defensive Line	111
John Hevesy - Run Game Coordinator/Offensive Line	112
Mark Hudspeth - Passing Game Coordinator/Wide Receivers	113
Tony Hughes - Safeties/Recruiting Coordinator	114
Greg Knox - Running Backs	115
Scott Sallach - Tight Ends	116
Melvin Smith - Cornerbacks/Nicklebacks	117
Matt Balis - Head Strength Coach	118
Rockey Felker - Director of Player Personnel/High School Relations	119
Jon Clark - Assistant AD/Football Operations	120
Mark Ouimet - Assistant Recruiting Coordinator	121

HISTORY

2009 Season Review	122-137
Game Recaps	122-127
Final Statistics	128-137

All-Time School History	138-172
MSU Football Timeline	138
All-Time Results	139-145
Homecoming / Helmet Records	146
All-Time Records/Conference Records	147
Television Records	148
Miscellaneous Records	149
Streaks	150
Series Records	151-157
All-Time Assistant Coaches	158
Letterwinners	159-166
Honors	167-170
All-Time NFL Roster/NFL Draft History	171-172

TEAM RECORDS

Season Records	173-175
Defense	173
Passing	173-174
Punting	174
Returning	174
Rushing	174
Scoring	175
Total Offense	175

Single-Game Records	176-182
Defense	176
Passing	176
Punting	176
Returning	176
Rushing	177
Scoring / Total Offense	177
Comebacks	178
The Last Time	179-182

INDIVIDUAL RECORDS

Career Records	183-186
All-Purpose	183
Defense	183
Passing	183-184
Punting	184
Receiving	184-185
Returning	185
Rushing	185-186
Scoring	186
Total Offense	186

Season Records	187-193
All-Purpose	187
Defense	187-188
Passing	188-189
Punting	189
Receiving	190
Returning	190-191
Rushing	192
Scoring	192-193
Total Offense	193

Single-Game Records	194-198
All-Purpose	194
Defense	194
Passing	194-195
Punting	195
Receiving	195-196
Returning	196
Rushing	196-197
Scoring	197
Total Offense	197
Long Plays	198

STADIUM RECORDS

Davis Wade Stadium at Scott Field Records	199
---	-----

BOWL HISTORY

Bowl History	200
Bowl Records	201-202
Bowl Game Recaps	203-215

MEDIA INFORMATION

MISSISSIPPI STATE

2010 BULLDOGS

HISTORY

RECORDS



2010 MISSISSIPPI STATE FOOTBALL SCHEDULE

SEPT. 4		MEMPHIS (White Out)
SEPT. 9	*	AUBURN (Thur.) (True Maroon)
Sept. 18	*	at LSU
SEPT. 25	*	GEORGIA
OCT. 2		ALCORN STATE
Oct. 9		at Houston
Oct. 16	*	at Florida
OCT. 23	*	UAB (Homecoming)
OCT. 30	*	KENTUCKY
Nov. 13	*	at Alabama
NOV. 20	*	ARKANSAS
Nov. 27	*	at Ole Miss

* indicates Southeastern Conference Game

COACHING STAFF

Head Coach Dan Mullen (Ursinus College, 1994)
 Record at Mississippi State 5-7, second season
 Career Record same

Assistant Coaches

Manny Diaz Defensive Coordinator/Linebackers
 John Hevesy Running Game Coordinator/Offensive Line
 Mark Hudspeth Passing Game Coordinator/WRs
 Tony Hughes Recruiting Coordinator/Saeties
 Greg Knox Running Backs
 Les Koenning Offensive Coordinator/Quarterbacks
 Scott Sallach Tight Ends
 Melvin Smith Cornerbacks/Nickels
 Chris Wilson Co-Defensive Coordinator/Defensive Line

Support Staff

Matt Balis Head Strength Coach
 Jon Clark Assistant AD/Football Operations
 Brock Dulaney Coord. of Film & Computing Services
 Mark Ouimet Assistant Recruiting Coordinator
 Phil Silva Equipment Manager

FOOTBALL INFORMATION

2009 Overall Record 5-7
 2009 SEC Record/Finish 3-5/t4th (West)
 Bowl N/A
 Offensive System Spread (Multiple)
 Defensive System Multiple
 Lettermen Returning 50 (23 offense, 23 defense, 4 specialty)
 Lettermen Lost 15 (10 offense, 5 defense, 0 specialty)
 Starters Returning 16 (6 offense, 8 defense, 2 specialty)
 Starters Lost 8 (5 offense, 3 defense, 0 specialty)

Returning Offensive Starters (6):

J.C. Brignone (C, 6-1, 300, Sr., 3L)
 Chad Bumphis (WR, 5-10, 195, So., 1L)
 Marcus Green (TE, 6-1, 235, Jr. 2L)
 Addison Lawrence (OL, 6-4, 300, Jr., 2L)
 Quentin Saulsberry (OL, 6-2, 300, Jr., 2L)
 Derek Sherrod (OL, 6-6, 305, Sr., 3L)

Returning Defensive Starters (8):

Johnthan Banks (S, 6-2, 175, So., 1L)
 Fletcher Cox (DL, 6-4, 275, So., 1L)
 Sean Ferguson (DL, 6-3, 245, Jr., 2L)
 Maurice Langston (CB, 5-10, 180, Sr.)
 Pernel McPhee (DL, 6-4, 275, Sr., 1L)
 Charles Mitchell (S, 5-11, 205, Jr., 2L)
 Chris White (LB, 6-3, 245, Sr., 1L)
 K.J. Wright (LB, 6-4, 245, Sr., 3L)

Returning Specialist Starters (2):

Derek DePasquale (K, 5-9, 180, Sr., 1L)
 Heath Hutchins (P, 6-1, 205, Sr. 1L)

GENERAL INFORMATION

Location Starkville, Mississippi
 Founded February 28, 1878
 Nickname Bulldogs
 Enrollment 19,500
 President Dr. Mark Keenum
 Faculty Athletics Representative Dr. Steven Turner
 Conference Southeastern (West)
 Colors Maroon and White
 Print Color Maroon - PMS 202
 Stadium Davis Wade Stadium at Scott Field
 Constructed 1914
 Capacity 55,082
 Playing Surface Natural Grass (Prescription Athletic Turf)

DEPARTMENT OF ATHLETICS

Director of Athletics Scott Stricklin
 Sr. Associate AD/Media Relations, Corporate Development Mike Nemeth
 Sr. Associate AD/Internal Operations, CFO Duncan McKenzie
 Sr. Associate AD/Senior Women's Administrator Ann Carr
 Associate AD/Compliance Bracky Brett
 Associate AD/Development Straton Karatassos
 Associate AD/Major Gifts Michelle McBride
 Associate AD/Bulldog Club, Ticket Operations Mike Richey
 Associate AD/Event Management and Facilities Bobby Tomlinson

RADIO NETWORK

Company Name Learfield Sports
 Contact Don Williams
 Play by Play Jack Cristil
 Color Analyst Jim Ellis
 Sideline Reporter John Correro

MEDIA RELATIONS

Football Contacts:

Joe Galbraith Assistant Director of Media Relations
 Jay Middleton Assistant Director of Media Relations

Staff:

Mike Nemeth Sr. Associate AD
 John R. Cade Assistant AD
 Joe Dier Assistant Director
 Gregg Ellis Assistant Director
 Brock Turnipseed Assistant Director
 Diane Keith Administrative Secretary

Scholarship Student Assistants:

Kyle Bass, Jan Blaine, Jamal Davis, Paul Hawkins, Mary Allison North, Lee VanHorn, Cameron White, Amber Winstead,

Media Relations Office Phone 662.325.2703
 Media Relations Fax 662.325.2563
 Official Web Site www.mstateathletics.com

CREDITS

The 2010 Mississippi State Football Media Information and Record Book is a publication of the Mississippi State Athletic Department. It was written, edited and compiled by Mike Nemeth, Joe Galbraith and Jay Middleton of Athletic Media Relations. Design was by Middleton.

Layout:	Jay Middleton
Research:	Jan Blaine Paul Hawkins Andy King
Photography:	Russ Houston (MSU University Relations) Mansel Guerry David Lann Bob Smith John R. Cade



MEDIA INFORMATION

MSU ATHLETIC MEDIA RELATIONS

Phone (662) 325-2703
 Fax (662) 325-2563
 Web Site <http://www.mstateathletics.com>

Mailing Address

P.O. Box 5308
 Mississippi State, MS 39762

Overnight Address

Bryan Building
 Lakeview Drive
 Mississippi State, MS 39762

MSU FOOTBALL CONTACTS

Joe Galbraith, Assistant Director of Media Relations
jgalbraith@athletics.msstate.edu
 Home: (662) 323-4343 • Cell: (662) 418-3970
 Jay Middleton, Assistant Director of Media Relations
jmiddleton@athletics.msstate.edu
 Cell: (662) 418-9139

OTHER IMPORTANT PHONE NUMBERS

Davis Wade Stadium at Scott Field Press Box(662) 325-3776
 MSU Football Office (662) 325-2534
 Coordinator of Electronic Media (662) 325-1332
 MSU Athletic Ticket Office (662) 325-2600
 MSU Athletic Director's Office (662) 325-8082
 Bulldog Club (662) 325-3074
 University Information (662) 325-2323

PRESEASON MEDIA CONFERENCE

Mississippi State will hold its annual preseason media conference Saturday, August 7, at 1 p.m., at the Bryan Athletic Administration Building media conference room. Head coach Dan Mullen will address the media and take questions for 30 minutes, after which selected players will be available for approximately 30 minutes for interview purposes in the Bryan Building. Contact the MSU Athletic Media Relations Office for specific player requests.

AUGUST/SEPTEMBER						
1	2	3	4	5	6	7
	Players Report	Practice #1				MSU Media Day
8	9	10	11	12	13	14
	First Day of Two-A-Days					
15	16	17	18	19	20	21
	Final Day of Two-A-Days					
22	23	24	25	26	27	28
						Fat Day noon
29	30	31	1	2	3	4
	First Weekly Press Conference					Season Opener vs. Memphis

DAN MULLEN INTERVIEWS

All interviews with head football coach Dan Mullen should be directed through the MSU Athletic Media Relations office. Please contact Joe Galbraith at 662-325-2703 to arrange an interview time.

Mullen has three scheduled interview opportunities during game-week and media representatives are encouraged to make use of these question-and-answer situations. Mullen is also generally available after practice, but media members must coordinate those opportunities through Galbraith.

SUNDAY TELECONFERENCE (MSU - Begins Sept. 5)

MSU will conduct a Sunday teleconference with Coach Mullen at 12:00 noon (CT). This is generally a 30-minute conference call that reviews the previous week's game; however, the upcoming game's media is encouraged to use this opportunity to speak to the MSU head coach. Contact the MSU Media Relations office for the teleconference number.

MONDAY PRESS CONFERENCE (MSU - Begins Aug. 30)

Coach Mullen will conduct a weekly media conference each Monday prior to an MSU game. The conference will be conducted at the Bryan Athletic Administration Building. Coach Mullen's press conference begins at 1:00 p.m. (CT). Selected players will be available following Mullen's presentation (at approximately 1:30 p.m.). To request specific players, media members must contact Jay Middleton in the MSU Media Relations Office (662-325-2703) by 3:00 p.m. the Sunday preceding each respective media conference.

WEDNESDAY TELECONFERENCE (SEC - Begins Sept. 1)

Coach Mullen will join the league's other 11 coaches on the SEC's Wednesday teleconference. Coach Mullen's 10-minute segment is scheduled from 11:30-11:40 a.m. (CT). The teleconference phone number can be obtained by calling the SEC or the MSU Media Relations Office. The SEC provides an archived copy of the teleconference at www.secsports.com for media replay.

WEEKLY PLAYER INTERVIEWS

Interviews with our players are encouraged; however, all interviews must be arranged through the Athletic Media Relations Office. This policy facilitates the orderly scheduling and completion of the desired interview. During game week, all player interviews need to be arranged at least 24 hours in advance. Please coordinate all requests with Middleton in the MSU Athletic Media Relations office.

Players will be available at the press conference. **No freshmen will be available to media until at least after the season-opening game.**

MSU Athletic Media Relations will not supply the media home or cellular telephone numbers for Bulldog student-athletes. Likewise, training room, locker room and apartment/dormitory areas are considered private player areas and are off-limits to the media.

PRACTICE COVERAGE

On Tuesday and Wednesday, the pre-practice period and team stretching will be open to media, including videographers and photographers. All other practice times will be closed to the media.

Contact the MSU Athletic Media Relations office to arrange any requests of assistant coaches. Players MAY NOT be interviewed after Tuesday night during a game week.

MSU ON THE INTERNET

Visit the official Mississippi State Athletics home page on the Internet at: <http://www.mstateathletics.com>. The site provides updated statistics, game notes and other pertinent football information to visitors as well as live statistics and audio links for all of MSU's football games.

An abbreviated transcription of head football coach Dan Mullen's Monday press conference each week is available on MSU's athletic web site. The site carries Mullen's Monday press conference live for media members who subscribe to the site and cannot attend the conference in person. The Website also covers selected preseason and game-week football practices, including post-practice interviews with the Bulldog head coach.

The site also offers up-to-date information on all of State's 16 varsity sports, including schedules and results, player and coach biographies as well as the latest news from the Mississippi State athletic program. Links to the NCAA, the Southeastern Conference and the other 11 SEC schools are also provided.

MEDIA WILL CALL

A media will call window will be operated on game days at the Davis Wade Stadium at Scott Field Ticket Office (south end zone) for the distribution of credentials which have not been mailed. Proper ID will be required.

MEDIA INFORMATION

MISSISSIPPI STATE

2010 BULLDOGS

HISTORY

RECORDS

MEDIA INFORMATION



MISSISSIPPI STATE FOOTBALL WEEKLY MEDIA OPPORTUNITIES						
SUNDAY	MONDAY	TUESDAY	WEDNESDAY	THURSDAY	FRIDAY	SATURDAY
<p>12 noon — Head Coach Teleconference</p> <p>4 p.m. — Practice - Closed</p>	<p>1 p.m. — Press Conference (Bryan Building)</p> <p>Requested players available following Mullen</p>	<p>4 p.m. — Practice (open through stretch)</p> <p>6:00 p.m. — Mullen, players available post-practice</p> <p>*Player availability ends following Tuesday practice</p>	<p>11:30 a.m. — Mullen on SEC Teleconference</p> <p>4 p.m. — Practice (Open through stretch)</p>	<p>4 p.m. — Practice - Closed</p> <p>7 p.m. — Mullen Radio Show (Harvey's)</p>	<p>No Media Opportunities</p>	<p>Gameday</p> <p>Postgame Mullen and selected players available following game in M-Club interview area.</p>

MEDIA PARKING

A limited number of season and individual-game parking spaces reserved for the media are available near Davis Wade Stadium at Scott Field. Requests for media parking passes should be specified with credential requests. Due to space limitations, no motor homes, campers or oversized vehicles will be permitted in media parking. Parking pass requests for satellite trucks should be made at least one week in advance.

HOTEL ROOMS

The Athletic Media Relations office has a limited number of rooms reserved for media use during the 2010 football season. As you make plans for this season and need assistance with accommodations, please contact our office as soon as possible.

REAL-TIME INTERNET POLICY

Mississippi State retains the rights to the distribution of play-by-play, drive-by-drive, statistical material and photographs of Mississippi State football during and following game action, just as it retains the rights to the video and audio description of game action. All rights to the dissemination of audio, video and real-time material is granted on a contractual basis only. Failure to abide by these restrictions may result in revocation of press credentials.

MEDIA CREDENTIALS

Arrangements for media credentials for Mississippi State's seven home football games in 2010 must be made through the MSU Athletic Media Relations Office. Requests by accredited media members should be made in writing and submitted on company letterhead to Joe Galbraith (via mail: P.O. Box 5308, Mississippi State, MS 39762, or by fax, 662-325-2563). Credential requests received via e-mail will only be granted to media representatives that regularly cover Mississippi State football or their weekly opponents.

Priority for the issuance of credentials will be given to daily newspapers, radio stations and television stations which cover MSU football on a regular basis. Due to space limitations, weekly publications, non-broadcasting radio representatives and on-line services may not be granted credentials. Student publications, radio stations and web sites that do not regularly cover MSU or its opponent, will be limited to one working media credential and/or one sideline photo pass, if applicable. Other credential requests will be filled on a space-available basis. Non-working spouses, dates, relatives, non-workers, and anyone 16 years of age or younger are not permitted in the press box. Media credential holders who violate this policy risk forfeiture of future credentials. Media credentials must be requested at least 48 hours prior to the requested game.

Media credential holders in the press box who are not actively covering the game, or credential wearers on the sideline who are not on assignment, will be asked to leave those respective areas. Press box or sideline security will be contacted should the credential wearer not comply. Credentials used in an unauthorized manner will be revoked immediately, and news organizations who allow credentials to fall into improper hands will have the credentials revoked for the remainder of

the year or the succeeding year, at the university's discretion.

PHOTOGRAPHERS/VIDEOGRAPHERS

MSU follows the guidelines established by the NCAA Communications Committee and the SEC regarding sideline control to insure the sideline is a working media area. The following guidelines are adhered to:

- 1.) Each photographer is required to wear an armband.
- 2.) Armbands must be secured at the photographer's credential pick-up, at the base of the media elevator at Davis Wade Stadium at Scott Field. Display the photo credential to the media relations representative there and receive an armband with a corresponding number. Both the credential and the armband must be worn on the field.
- 3.) After kickoff, no photographers are permitted in the bench area, on the playing field, or in the 12-foot area between the photo limit line and sideline.
- 4.) In accordance with NCAA policies, no freelance photographers will be credentialed.
- 5.) Outline writers, messengers and equipment carriers are not permitted in the sideline armband area. Photo assistants or others holding a "sideline" pass must remain out of the photo area immediately adjacent to the playing field. This will insure that photographers/videographers have the appropriate working area.
- 6.) Tripods are not permitted in the sideline armband area. Monopods are permissible.
- 7.) The areas behind the team benches are considered bench areas and are to be used only for the passage between the north and south sidelines. This area may not be used as a photo zone.

POSTGAME INTERVIEWS

Mississippi State officials will recognize the NCAA's 10-minute cooling-off period following each MSU game this season, home and away. Head coach Dan Mullen and selected players will be available for postgame interview purposes following each game on the second floor of the Seal M-Club Center at the south end of Davis Wade Stadium at Scott Field. MSU players may not be approached on the field following games for interviews.

Mullen's portion of the press conference may also be viewed in the press box on the MSU TV Center channel on press box television monitors.

The visiting head coach and players will be available following the cooling-off period in the interview room adjacent to the visitor's locker room. This media opportunity will be coordinated by the visiting SID and Mississippi State Media Relations personnel.



MEDIA INFORMATION

MEDIA INFORMATION

MISSISSIPPI STATE

2010 BULLDOGS

HISTORY

RECORDS



The **Robert M. Hartley Press Box**, named for longtime Mississippi State Sports Information Director and administrator Bob Hartley, is located on the 200 level of the west side of Davis Wade Stadium. To access the press box, enter Gate 5 on the west side of Davis Wade Stadium and take the media elevator to Level 2.

PRESS BOX SERVICES

MSU provides ample work space in the 144-seat Bob Hartley Press Box for members of the print media as well as booth accommodations for radio networks and originating telecasts. Post-game work space is available in both the open-air seating area of the press box or in the climate-controlled work area adjacent to the seating area.

STATISTICS

Complete individual and team stats, play-by-play and post-game quotes will be available to the media following each game. One hour prior to kickoff, media packets containing a game program, flipcard, updated stats and game notes will be distributed in the media working area.

An internal public address system will provide updated notes and information during the game. A post-game fax service is also available upon request.

TELEPHONES

A limited number of telephones are available for media use in the press box on a first-come, first-served basis. Private lines are recommended for those working under tight deadlines and may be ordered through BellSouth (1-800-622-0644 [out of state] or 662-557-6000 [in Mississippi]). Instruct BellSouth personnel to install the line in the press box at Scott Field, B.S. Hood Drive, on the MSU campus.

Please notify the Media Relations office when ordering private lines so that phone line installation and seat location can be coordinated.

ETHERNET/WIRELESS CONNECTIVITY

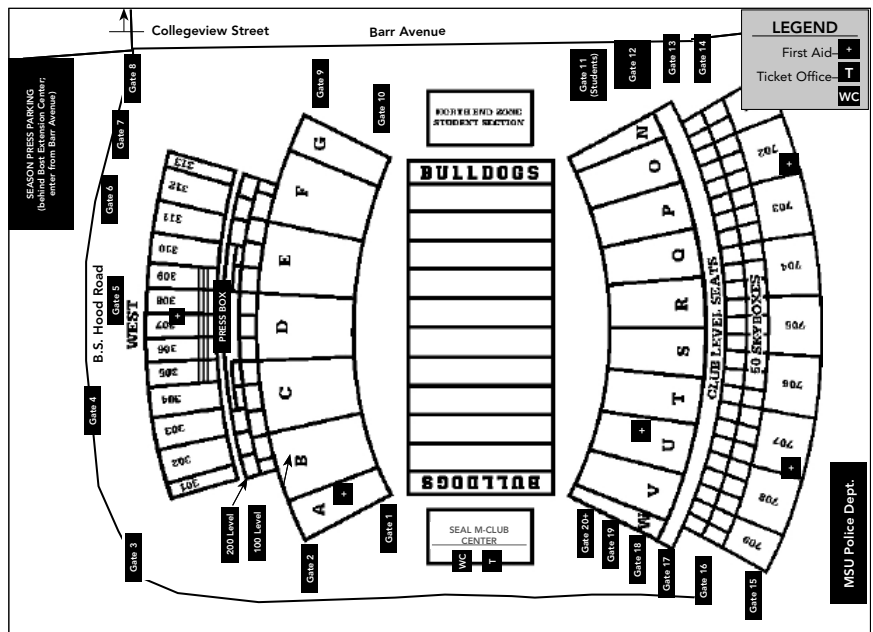
A limited number of Ethernet connections are available for photographic transmission in the climate-controlled area of the press box. These connections are assigned on a first-come, first-served basis to photographers requesting the service. All Ethernet lines are NOT

reserved by any media entity and may be shared when not in use.

The press box is equipped with wireless internet access. To gain access to the wireless internet, media members must have a wireless card on their computer.

MEALS

A pre-game meal is served in the Robert M. Hartley Press Box beginning three hours before kickoff with a light snack available in the press box at halftime. A stub on your credential, or a season pass is required for the pre-game meal.





PRINT MEDIA

Starkville Daily News (a.m.)
 Danny P. Smith, Staff Writer
 Matthew Stephens, Editor
 P.O. Drawer 1068
 Starkville, MS 39760
 Phone: (662) 323-1642
 e-mail: sdnsports@bellsouth.net

The Clarion Ledger (a.m.)
 Rusty Hampton, Sports Editor
 Kyle Veazey, Beat Writer
 Rick Cleveland, Columnist
 P.O. Box 40
 Jackson, MS 39205
 Phone: (601) 961-7293
 e-mail: quickwire@clarionledger.net

Northeast Mississippi Daily Journal (a.m.)
 John Pitts, Sports Editor
 Brad Locke, Beat Writer
 P.O. Box 909
 Tupelo, MS 38804
 Phone: (662) 842-2611
 e-mail: gregg.ellis@djjournal.com

The Commercial Dispatch (p.m.)
 Adam Minichino, Sports Editor
 David Miller, Asst. Sports Editor, Beat Writer
 P.O. Box 511
 Columbus, MS 39703
 Phone: (662) 328-2471
 e-mail: sports@cdispach.com

The Meridian Star (p.m.)
 Rocky Higginbotham, Sports Editor
 P.O. Box 1591
 Meridian, MS 39302
 Phone: (601) 693-1551
 e-mail: sports@themeridianstar.com

The Daily Times Leader (a.m.)
 Jason Brown, Sports Editor
 P.O. Drawer 1176
 West Point, MS 39773
 Phone: (662) 494-1422
 e-mail: dtltsports@bellsouth.net

The Sun Herald (a.m.)
 Doug Barber, Sports Editor
 Jim Mashek, SEC Writer/Columnist
 P.O. Box 4567
 Biloxi, MS 39535
 Phone: (228) 896-2352
 e-mail: sports@sunherald.com

The Laurel Leader Call (p.m.)
 Steve Sanders, Sports Editor
 130 Beacon Street
 Laurel, MS 39440
 Phone: (601) 428-0551
 e-mail: sports@laurelleadercall.com

The Daily Star (p.m.)
 Chuck Hathcock, Sports Editor
 P.O. Box 907
 Grenada, MS 38902
 Phone: (662) 226-4321
 e-mail: sports@grenadastar.com

The Delta Democrat (p.m.)
 Mark Rogers, Sports Editor
 P.O. Box 1618
 Greenville, MS 38702
 Phone: (662) 378-0721
 e-mail: ddttsports@ddtonline.com

WIRE SERVICE

The Associated Press
 TBA
 125 S. Congress, Ste. 1330
 Jackson, MS 39201
 Phone: (601) 948-5897
 e-mail: ctalbott@ap.org

SPECIALTY MEDIA

Bulldawg Junction
 Michael Wardlaw, Editor
 P.O. Box 1263
 Starkville, MS 39760
 Phone: (662) 418-7514
 e-mail: michael@bulldogjunction.com

Scout.com
 Gene Swindoll, Editor
 P.O. Box 80283
 Starkville, MS 39759
 Phone: (662) 322-84665
 e-mail: swindoll@genespage.com

DawgsBite.com
 David Murray, Editor
 1257 Louisville St. #1
 Starkville, MS 39759
 Phone: (662) 320-3982
 e-mail: dawgbite@ms.metrocast.net

TELEVISION MEDIA

WCBI-TV
 Derek Cody, Sports Director
 P.O. Box 271
 Columbus, MS 39703
 Phone: (662) 245-0133
 e-mail: sports@wcbi.com

WTVA-TV
 Jim Holder, Sports Director
 P.O. Box 350
 Tupelo, MS 38802
 Phone: (662) 842-7620
 e-mail: sports@wtva.com

WAPT-TV
 Christian Steckel, Sports Director
 P.O. Box 10297
 Jackson, MS 39289
 Phone: (601) 922-1607
 e-mail: tbahou@hearst.com

WLBT-TV
 Rob Jay, Sports Director
 P.O. Box 1712
 Jackson, MS 39215
 Phone: (601) 960-4428
 e-mail: robj@wlbt.net

WJTV-TV
 Jason Hurst, Sports Director
 1820 TV Road
 Jackson, MS 39204
 Phone: (601) 944-4922
 e-mail: jhurst@wjtv.com

WTOK-TV
 Lindsey Hall, Sports Director
 P.O. Box 2988
 Meridian, MS 39302
 Phone: (601) 703-2091
 e-mail: lindsey.hall@wtok.com

CAMPUS MEDIA

MSU Television Center
 Bennie Ashford
 P.O. Box 6101
 Mississippi State, MS 39762
 Phone: (662) 325-1332
 e-mail: bashford@utc.msstate.edu

The Reflector
 P.O. Box 5407
 Mississippi State, MS 39762
 Phone: (662) 325-2374/8819
 e-mail: sports@reflector.msstate.edu

RADIO MEDIA

MISSISSIPPI STATE RADIO NETWORK
 Don Williams, General Manager
 Humphrey Coliseum
 P.O. Box HY
 Mississippi State, MS 39762
 Phone: (662) 325-4171
 e-mail: dwilliams@learfieldsports.com

WFCM Radio
 Jason Crowder, Sports Director
 40 Mecklin Avenue
 French Camp, MS 39745
 Phone: (662) 547-6414
 e-mail: jason@wfcfm108.com

WZNO Radio
 Bo Bounds, Sports Talk Host
 5 Twelve Oaks Circle, Suite A
 Jackson, MS 39209
 Phone: (601) 826-6300
 e-mail: bobounds@jam.rr.com

WMSV Radio - Southeastern Drive Time
 Steve Ellis / Anthony Craven, Hosts
 P.O. Box 6210
 Student Media Center
 Mississippi State, MS 39762
 Phone: (662) 325-8034
 e-mail: sellis@ra.msstate.edu

MSU RADIO CREW

Jack Cristil, Play-by-Play
 1310 Marquette
 Tupelo, MS 38801
 Phone: (662) 842-6095
 FAX: (662) 842-0725

Jim Ellis, Color
 MSU Athletics
 P.O. Box 5327
 Mississippi State, MS 39762
 Phone: (662) 325-8950
 e-mail: jellis@athletics.msstate.edu

Steve Ellis, Studio Host
 WMSV Radio
 P.O. Box 6210
 Student Media Center
 Mississippi State, MS 39762
 Phone: (662) 325-8034
 e-mail: sellis@ra.msstate.edu

John Corroero, Sideline
 616 Sherwood Street
 Starkville, MS 39759
 Phone: (662) 323-2392



STAFF DIRECTORY

All Area Codes 662

ADMINISTRATION

Scott Stricklin325-8082
 director of athletics
 Ann Carr325-2532
 sr. associate director of athletics
 Steve Corhern325-3596
 assistant AD/business
 Brenda Edwards325-3637
 accounting assistant
 Janna Flint325-0863
 administrative assistant
 Christy Freeman325-2532
 executive secretary
 Michelle Gerhart325-2999
 accounting assistant
 Duncan McKenzie325-2532
 sr. associate director of athletics
 Wilma Peterson325-8235
 accounting assistant
 Katherine Rice325-8082
 administrative assistant

ACADEMICS

Ray Berryhill325-2066
 assistant director of athletics
 Kyle Amato325-2066
 academic counselor
 Ericka Bazzill325-2066
 administrative assistant
 Dana Blount325-2066
 academic counselor
 Caroline Crafton325-6728
 learning specialist
 Lynda Moore325-2066
 academic counselor
 Daniel Morgan325-2066
 temporary tutoring/study hall coordinator
 Vic Parker325-2066
 academic counselor

BULLDOGS SPORTS PROPERTIES/MARKETING

Bill Atkins325-4616
 account executive/Bulldog Sports Properties
 Taylor Harris325-0692
 marketing representative/Bulldog Sports Properties
 Don Williams325-8950
 general manager/Bulldog Sports Properties
 Taylor Harris325-0692
 marketing representative/Bulldog Sports Properties
 Chad Thomas325-9847
 athletic promotions coordinator

DEVELOPMENT / BULLDOG CLUB

Stephen Foshee325-3074
 accounting assistant
 Bart Gregory325-3594
 assistant director of athletics
 Straton Karatassos325-3074
 associate director of athletics
 Luane Laird325-3074
 operations coordinator
 Michelle McBride325-3074
 associate ad/major gifts
 Natalie McMillin325-3075
 staff assistant
 Mike Richey325-3074
 associate director of athletics

EQUIPMENT

Donald Huffman325-3206
 assistant equipment manager
 Phil Silva325-3206
 athletic equipment manager

FOOTBALL

Jane Ballard325-3470
 office associate
 John Clark325-3470
 assistant ad/coord. of football operations
 Nancy Covington325-2539
 executive secretary
 Manny Diaz325-2534
 assistant football coach
 Mark Hudspeth325-2534
 assistant football coach
 Tony Hughes325-2534
 assistant football coach
 Angie Jabri325-8560
 office associate
 Greg Knox325-2534
 assistant football coach
 Les Koenning325-2534
 assistant football coach
 Rockey Felker325-2534
 director of player personnel
 Dan Mullen325-2539
 head football coach
 Scott Sallach325-2534
 assistant football coach
 Mark Ouimet325-2534
 assistant director of recruiting operations
 Susan Simmons325-2536
 office associate
 Melvin Smith325-2534
 assistant football coach
 Chris Wilson325-2534
 assistant football coach

EVENT MANAGEMENT/FACILITIES

Bradley Douglas418-5281
 assistant coord./event mgt. and facilities
 Brent Frey325-0958
 coordinator
 Jay Logan325-2877
 coordinator
 Bart Prather325-2499
 sports turf manager
 Jason Rollins325-5169
 assistant coordinator
 Shaun Taylor325-5169
 assistant coordinator
 Bobby Tomlinson325-7452
 associate director of athletics

MEDIA RELATIONS

John R. Cade325-2703
 assistant athletic director
 Joe Dier325-8040
 assistant director
 Joe Galbraith325-0967
 assistant director
 Gregg Ellis325-3595
 assistant director
 Diane Keith325-0540
 administrative secretary
 Jay Middleton325-0972
 assistant director
 Mike Nemeth325-2723
 sr. associate director of athletics
 Brock Turnipseed325-7556
 assistant director

STRENGTH AND CONDITIONING

Richard Akins325-5750
 assistant coach
 Matt Balis325-8627
 head strength coach
 Daniel Desselle325-4007
 assistant strength coach
 Chad Smith325-8627
 assistant strength coach
 James Townsend325-8582
 assistant strength coach

SPORTS VIDEO

Bennie Ashford325-1332
 director of electronic media
 Brock Dulaney325-2534
 coordinator for filming & computing services
 John Riley325-7846
 assistant video coordinator

STUDENT SERVICES/COMPLIANCE

Bracky Brett325-0245
 associate director of athletics / compliance
 Candace Dailey325-5980
 assistant compliance coordinator
 Debbie Dearmon325-5891
 administrative secretary
 Steve Smith325-8731
 assistant compliance officer

TICKET OFFICE

Susan Holder325-2600
 ticket clerk
 Kristin Hollis325-2600
 ticket clerk
 John King325-2600
 assistant athletic director
 Christina Knox325-2600
 assistant ticket manager
 Brenda Lucas325-2600
 assistant ticket manager
 Shirley Skinner325-2600
 ticket clerk

SPORTS MEDICINE

Tammy Cummings325-0489
 athlete insurance coordinator
 Justin Gremillion325-2869
 assistant athletic trainer
 Scott Johnson325-4108
 assistant athletic trainer
 Mary McLendon325-0657
 associate athletic trainer
 Allen Thompson325-2442
 associate athletic trainer
 Katie Zukin325-3215
 assistant athletic trainer

MEDIA INFORMATION

MISSISSIPPI STATE

2010 BULLDOGS

HISTORY

RECORDS



DR. MARK KEENUM

UNIVERSITY PRESIDENT
MISSISSIPPI STATE, 1984

Dr. Mark Everett Keenum became Mississippi State's 19th president Jan. 5, 2009, following a distinguished public service career.

After completing his bachelor's and master's degrees in agricultural economics at Mississippi State, Dr. Keenum joined the university faculty in 1984 as a marketing specialist with the Mississippi Cooperative Extension Service. Two years later, he accepted a position as a research associate with the Mississippi Agricultural and Forestry Experiment Station at MSU.

He continued his education at the university, in 1988 receiving a doctorate in agricultural economics, and he joined the faculty of that department as an assistant professor/economist. During his professional tenure at Mississippi State, his primary research and extension work focused on the marketing and economics of aquaculture, specialty crops and forestry. He continued his faculty ties at the university 1997-2006 as an adjunct professor, teaching an annual course on agricultural legislative policy.

Prior to being named president of Mississippi State in November 2008, Dr. Keenum served as Under Secretary of the U.S. Department of Agriculture for two years, where he provided leadership and oversight for the Farm Service Agency, the Risk Management Agency and the Foreign Agricultural Service. The mission area, comprised of the three agencies, had a total operating budget of \$1.7 billion and approximately \$40 billion in program authority. The three agencies employed more than 16,500 people at more than 2,300 offices nationwide and 98 locations around the globe.

In 1989, Dr. Keenum joined the Washington, D.C., staff of U.S. Senator Thad Cochran as Legislative Assistant for Agriculture and Natural Resources. As Sen. Cochran's adviser on agricultural affairs, he worked on numerous issues important to U.S. agriculture, including the 1990, 1996, and 2002 Farm Bills. From 1996-2006, he served as Chief of Staff for Sen. Cochran. In this role, Dr. Keenum was the chief adviser to the senator on political, legislative and appropriations issues. He also was responsible for managing all administrative and legislative functions of Sen. Cochran's Washington, D.C., office and three Mississippi offices, including direct oversight of the U.S. Senate Committee on Agriculture, Nutrition, and Forestry and the U.S. Senate Committee on Appropriations.

Dr. Keenum and his wife Rhonda have four children.



PERSONAL

Birthplace: Starkville, MS
Hometown: Corinth, MS
Family: Wife Rhonda;
Children (son: Rett) and (daughters: Torie, Katie and Mary Phillips)

KEENUM'S HISTORY

- 1979-81** A.A. Degree in Business Administration
Northeast Mississippi Junior College
- 1981-83** B.S. Degree in Agricultural Economics
Mississippi State University
- 1983-84** Teaching/Research Assistant
Department of Agricultural Economics
Mississippi State University
- 1983-84** M.A. Degree in Agricultural Economics
Mississippi State University
- 1984** Married
- 1984** Marketing Specialist
Mississippi Cooperative Extension Service
Mississippi State University
- 1986** Research Associate
Mississippi Agricultural & Forestry
Experiment Station
Mississippi State University
- 1988** Ph.D. in Agricultural Economics
Mississippi State University
- 1987-1988** Assistant Professor/Economist
Department of Agricultural Economics
Mississippi State University
- 1989-1996** Legislative Assistant
Agricultural and Natural Resources
Senator Thad Cochran - Washington, D.C.
- 1996-2006** Chief of Staff
Senator Thad Cochran - Washington, D.C.
- 1997-2006** Adjunct Professor
Department of Agricultural Economics
Mississippi State University
- 2006-2008** U.S. Under Secretary
Farm and Foreign Agricultural Services
Washington, D.C.
- 2009** University President
Mississippi State University



SCOTT STRICKLIN

DIRECTOR OF ATHLETICS
MISSISSIPPI STATE, 1992

A lifelong dream was fulfilled on May 7, 2010, when Scott Stricklin was formally introduced as Mississippi State's director of athletics, the 16th in school history.

As Stricklin begins to enthusiastically tackle his new job of leading the MSU athletic department, he certainly isn't a stranger to the Bulldog family or college athletics.

A 1992 graduate of Mississippi State, the Jackson, Miss., native's resume is highlighted by 22 years of experience on the collegiate level in various capacities at five different universities. The last two years, he's faithfully served as Senior Associate Athletics Director for External Affairs at his alma mater, overseeing fundraising, football and men's basketball scheduling, managing MSU's all-sport agreement with Adidas, facility planning, and serving as the administrative sport liaison for men's basketball and softball.

It's those type of day-to-day tasks that's prepared the personable Stricklin to take over the top seat in the Mississippi State athletic department.

Yet it's a journey that started during his formidable days as a dedicated and tireless worker in the media relations department that's led to his highly respected career coming full circle.

Prior to graduating, Stricklin's stint in the MSU media relations office included three seasons (1990-92) as the media contact for the highly successful and nationally-renown baseball program. Upon graduation, he was named assistant media relations director at his alma mater.

He continued his climb up the ladder of success when he was named associate media relations director at Auburn, where from 1993-98 he served as the primary baseball contact and the secondary football contact. He also spent the 1993-94 season handling the publicity for the Tigers' nationally-ranked women's basketball team.

In 1998, Stricklin left Auburn to become Assistant Athletics Director at Tulane, where he served as the primary media contact for the Green Wave's 1998 12-0 football team.

Next came a four-year run in the Big 12 Conference at Baylor (1999-2003) as Assistant AD for Communications and Marketing. In 2003, Stricklin returned to the Southeastern Conference at Kentucky and spent five seasons as the Associate AD for Media Relations, where he oversaw the day-to-day publicity of the tradition-rich Wildcat basketball program.

It was his last stop before returning to Mississippi State in the Spring of 2008.

Stricklin, who turns 40 on Saturday, is married to the former Anne Howell, the youngest daughter of Basketball Hall of Fame member Bailey Howell. The couple has two daughters, Abby (9) and Sophie (6).

PERSONAL

Birthplace: Jackson, MS
Hometown: Starkville, MS
Family: Wife Anne;
Children (daughters: Abby and Sophie)

STRICKLIN'S HISTORY

- 1990-1992** Assistant Media Relations Director
Mississippi State University
- 1993-1998** Associate Media Relations Director
Auburn University
- 1998** Assistant Athletic Director/Media Relations
Tulane University
- 1999-2003** Assistant AD/Communications and Marketing
Baylor University
- 2003-2007** Associate AD/Media Relations
University of Kentucky
- 2008-2010** Senior Associate AD/External Affairs
Mississippi State University
- 2010** Athletic Director
Mississippi State University





From the opening whistle to the final horn, the color and excitement that is Mississippi State football will fill the airwaves across the Mid-South thanks to the MSU Football Radio Network. Linking 35 radio stations, the satellite-fed broadcast signal blankets the Magnolia State from affiliates on the Gulf Coast to a network outlet on the Tennessee border. Network programming is distributed and coordinated through Learfield Sports.

Anchoring the MSU broadcasts and returning for his 57th season behind the microphone is the personable "Voice of the Bulldogs" Jack Cristil. Cristil is a veteran of more than an estimated 1,700 MSU athletic broadcasts.

The 2010 season marks the 32nd year of work for two other veteran members of the MSU football broadcasting team, color analyst Jim Ellis and reporter John Correro.

A native of West Point, Miss., and a 1969 graduate of Mississippi State, Ellis hosts MSU's post-game locker room interview and scoreboard radio shows in addition to his duties as color analyst. A former Associate Athletic Director at MSU, he was selected as the "Outstanding Broadcaster in Mississippi" in 1999 and 2002, and is perhaps most widely recognized as the "Voice of the Diamond Dogs" on one of the nation's largest college baseball radio networks. He also serves as color analyst on the MSU basketball radio broadcasts.

The Greenwood, Miss., native Correro is a former three-year football letterman at MSU (1959-61). He recently retired as Director of Alumni Affairs and is the secretary-treasurer of the MSU M-Club Alumni Association.

Bart Gregory and Matt Wyatt enter their second year hosting the Cellular South Bulldog Tailgate pregame show and the Fifth Quarter post-game show after every Mississippi State contest.



JACK CRISTIL



JIM ELLIS



JOHN CORRERO



BART GREGORY



MATT WYATT



JACK CRISTIL

Jack Cristil has served as the MState sole football play-by-play broadcaster for 55 years, calling over 500 games for the Bulldogs. Cristil has also broadcast MSU basketball games since the 1957-58 season.

Born December 10, 1925, in Memphis, Tenn., Cristil grew up with the dream of becoming a radio broadcaster, often simulating games outside his boyhood Memphis home. After graduating from Memphis' L.C. Humes High School in 1943, Cristil served as a member of the Army Air Corps during World War II.

In 1947-48, Cristil studied broadcast journalism at the University of Minnesota before returning home to Memphis. He landed his first job in broadcasting in 1948 as a minor league baseball announcer in Jackson, Tenn. Over the next five years, he would also hold that position with teams in Anniston, Ala., Clarksdale, Miss., and Memphis.

After two years with the AA Memphis Chicks of the Southern League, Cristil moved back to Clarksdale and broadcast local high school football and basketball games for WROX, where he had worked previously.

It was August of 1953 when Cristil sent audition tapes in to Mississippi State when he heard of a job opening. MSU athletic director C.R. "Dudy" Noble hired Cristil that fall and he began his current career with the start of the 1953 football season.

From 1955-85, Cristil also served as play-by-play announcer (broadcasting games for Tupelo High School and Itawamba Junior College) and advertising salesman for WELO radio in Tupelo, Miss, where he has resided since '55. He also served as sales manager for WTVA television in Tupelo beginning in 1986.

A winner of numerous broadcasting laurels during his career, Cristil was honored with the prestigious Chris Schenkel Award in 1997 (the longtime ABC announcer was the initial recipient in 1996) for excellence in college broadcasting.

In 1992, Cristil received the Ronald Reagan Lifetime Achievement Award and was also the first non-coach/non-athlete to ever be inducted into the Mississippi Sports Hall of Fame that same year. Winner of the Mississippi Sportscaster of the Year Award a record 21 times, Cristil was named the Southeastern Conference's Broadcaster of the Year in 1988.

Cristil, who survives his late wife, Mavis, is the father of two daughters, Kay Cloutre and Rebecca Newhall. He also has one grandson, Jake Cloutre, and one granddaughter, Lindsey Newhall.



JACK CRISTIL ENTERS HIS 57TH YEAR WITH MISSISSIPPI STATE

2010 MISSISSIPPI STATE RADIO AFFILIATES

Aberdeen.....	WWZQ-AM 1240
Amory.....	WAMY-AM 1580
Batesville.....	WBLE-FM 100.5
Biloxi/Gulfport.....	/WQYZ-FM 104.9
.....	WBUV-FM 92.5
Bude.....	WMJU-FM 104.3
Columbia.....	WCJU-FM 104.9
Corinth.....	WKCU-AM 1350
Ferriday, LA.....	KWTG-FM 104.7
French Camp.....	WFOA-FM 107.9
Greenville.....	WDMS-FM 100.7
Greenwood/Indianola.....	WTCD-FM 96.9
Grenada.....	WOHT-FM 92.3
Hattiesburg.....	WMXI-FM 98.1
Jackson.....	WZNO-FM 105.9
McComb.....	WAKK-FM 104.9
Memphis, TN.....	TNKQPN-AM 730
Meridian.....	WMOX-AM 1010
Monticello.....	WRQO-FM 102.1
Philadelphia.....	WWSL-FM 102.3
Tupelo.....	WXWX-FM 96.3
Tylertown.....	WTYL-FM 97.7
Vicksburg.....	WVBG-FM 105.5
Waynesboro.....	WABO-AM 990
West Point.....	WKBB-FM 100.9
Winona.....	WONA-FM 95.1
Yazoo City.....	WBYP-FM/WELZ-AM107.1/1460

MEDIA INFORMATION

MISSISSIPPI STATE

2010 BULLDOGS

HISTORY

RECORDS



MEDIA INFORMATION

MISSISSIPPI STATE

2010 BULLDOGS

HISTORY

RECORDS



MEMPHIS

SEPTEMBER 4 • 6 P.M. CT
 STARKVILLE, MISS.
 DAVIS WADE STADIUM AT SCOTT FIELD



QUICK FACTS

Location.....Memphis, Tenn.
 Founded..... 1912
 Enrollment..... 21,424
 President..... Dr. Shirley Raines
 Athletics Director..... R.C. Johnson
 Conference..... Conference USA
 Nickname..... Tigers
 Colors..... Blue and White

TEAM/PLAYER INFORMATION

2009 Overall Record..... 2-10
 2009 Conference Record / Finish..... 1-7 / 6th (East)
 2009 Final Ranking..... NR / NR
 2009 Bowl Appearance..... None
 Offensive System..... Multiple
 Defensive System..... Multiple
 Lettermen Returning..... 45
 Lettermen Lost..... 25
 Starters Returning..... 18
 Starters Lost..... 14

COACHING STAFF

Head Coach..... Larry Porter
 Record at Memphis.....First Season
 Career Record.....First Season
 Assistant Coaches
 Eric Price..... Offensive Coordinator/Wide Receivers
 Jay Hopson..... Defensive Coordinator/Safeties
 Mike Dubose..... Defensive Line
 Sedrick Irvin..... Running Backs
 Jeff Kupper..... Director of Football Operations
 John McDonell..... Offensive Line
 Kevin McGiven..... Quarterbacks
 Shannon Morrison..... Cornerbacks
 Galen Scott..... Linebackers
 Dan Yanowsky..... Special Teams/Tight Ends
 Football Office Phone..... (901) 678-2090

MEDIA RELATIONS

Football Contact..... Jennifer Rodrigues
 Office Phone..... (901) 678-2397
 EMail Address..... jmpowers@memphis.edu
 Media Relations Fax..... (901) 678-4134
 Press Box Phone..... (901) 272-0136
 Mailing Address..... 203 Athletic Office Building
 Memphis, TN 38152

2009 SCHEDULE AND RESULTS

September 6..... Ole Miss (L, 14-45)
 September 12..... at Middle Tennessee (L, 14-31)
 September 19..... UT Martin (W, 41-14)
 September 26..... at Marshall (L, 16-27)
 October 3..... UCF (L, 14-32)
 October 10..... UTEP (W, 35-20)
 October 17..... at Southern Miss (L, 16-36)
 October 27..... at East Carolina (L, 19-38)
 November 7..... at Tennessee (L, 28-56)
 November 14..... UAB (L, 21-31)
 November 21..... Houston (L, 14-55)
 November 27..... at Tulsa (L, 30-33, OT)

2010 SCHEDULE

September 4..... at Mississippi State
 September 11..... at East Carolina
 September 18..... Middle Tennessee
 September 25..... at UTEP
 October 2..... Tulsa
 October 9..... at Louisville
 October 16..... Southern Miss
 October 30..... Houston
 November 6..... Tennessee
 November 13..... at Marshall
 November 20..... at UAB
 November 27..... UCF

SERIES HISTORY

All-Time Record..... Mississippi State leads 31-11
 In Starkville..... Mississippi State leads 14-4
 In Memphis..... Mississippi State leads 16-6
 Neutral Sites..... Tied 1-1
 Last Meeting..... Mississippi State 35, Memphis 27 (10/11/03)
 Last Meeting in Starkville Mississippi State 35, Memphis 27 (10/11/03)
 Record in Last 10 Meetings..... Mississippi State leads 10-0
 Current Series Win Streak..... Mississippi State, 10
 Dan Mullen vs. Memphis..... Never Met
 in Starkville..... Never Met
 Larry Porter vs. Mississippi State..... Never Met
 in Starkville..... Never Met
 Mullen vs. Porter..... Never Met



AUBURN | SEPTEMBER 9 • 6:30 P.M. CT
STARKVILLE, MISS.
DAVIS WADE STADIUM AT SCOTT FIELD



MEDIA INFORMATION

MISSISSIPPI STATE

2010 BULLDOGS

HISTORY

RECORDS

QUICK FACTS

Location.....Auburn, Ala.
Founded.....1856
Enrollment.....24,602
President.....Dr. Jay Gogue
Athletics Director.....Jay Jacobs
Conference.....Southeastern (West)
Nickname.....Tigers
Colors.....Burnt Orange and Navy Blue

TEAM/PLAYER INFORMATION

2009 Overall Record.....8-5
2009 Conference Record / Finish.....3-5 (T4th West)
2009 Final Ranking.....NR / NR
2009 Bowl Appearance... Outback Bowl vs. Northwestern (W, 38-35)
Offensive System.....Spread
Defensive System.....Multiple 4-3
Lettermen Returning.....50
Lettermen Lost.....20
Starters Returning.....16
Starters Lost.....8

COACHING STAFF

Head Coach.....Gene Chizik
Record at Auburn.....8-5 (1 Year)
Career Record.....13-24 (3 Years)
Assistant Coaches
Gus Malzahn.....Offensive Coordinator/Quarterbacks
Ted Roof.....Defensive Coordinator/Linebackers
Jay Boulware.....Special Teams/Tight Ends
Jeff Grimes.....Offensive Line
Phillip Lolley.....Cornerbacks
Curtis Looper.....Running Backs/Recruiting Coordinator
Tracy Rucker.....Defensive Line
Trooper Taylor.....Assistant Head Coach/Wide Receivers
Tommy Thigpen.....Safeties
Football Office Phone.....(334) 844-9894

MEDIA RELATIONS

Football Contact.....Kirk Sampson
Office Phone.....(334) 844-9800
EMail Address.....sampsk@auburn.edu
Media Relations Fax.....(334) 844-9807
Press Box Phone.....(334) 844-0856
Mailing Address.....392 South Donahue Dr.
.....Auburn, AL 36849

2009 SCHEDULE AND RESULTS

September 5.....Louisiana Tech (W, 37-13)
September 12.....Mississippi State (W, 49-24)
September 19.....West Virginia (W, 41-30)
September 26.....Ball State (W, 54-30)
October 3.....at Tennessee (W, 26-22)
October 10.....at Arkansas (L, 23-44)
October 17.....Kentucky (L, 14-21)
October 24.....at LSU (L, 10-31)
October 31.....Ole Miss (W, 33-20)
November 7.....Furman (W, 63-31)
November 14.....at Georgia (L, 24-31)
November 27.....Alabama (L, 21-26)
January 1.....vs. Northwestern (W, 38-35/Outback Bowl)

2010 SCHEDULE

September 4.....Arkansas State
September 9.....at Mississippi State
September 25.....South Carolina
October 2.....Louisiana Monroe
October 9.....at Kentucky
October 16.....Arkansas
October 23.....LSU
October 30.....at Ole Miss
November 6.....Chattanooga
November 13.....Georgia
November 26.....at Alabama

SERIES HISTORY

All-Time Record.....Auburn leads 58-23-2
In Starkville.....Auburn leads 11-4-1
In Auburn.....Auburn leads 25-6
Neutral Sites.....Auburn leads 21-13-1
Last Meeting.....Auburn 49, Mississippi State 24 (9/12/09)
Last Meeting in Starkville.....Auburn 3, Mississippi State 2 (9/13/09)
Record in Last 10 Meetings.....Auburn leads 8-2
Current Series Win Streak.....Auburn, 2 games
Dan Mullen vs. Auburn.....0-1
in Starkville.....Never Met
Gene Chizik vs. Mississippi State.....1-0
in Starkville.....Never Met
Mullen vs. Chizik.....Chizik leads 1-0

OPPONENTS



MEDIA INFORMATION

MISSISSIPPI STATE

2010 BULLDOGS

HISTORY

RECORDS



LSU SEPTEMBER 18 • 6 P.M. CT
BATON ROUGE, LA.
TIGER STADIUM



QUICK FACTS

Location..... Baton Rouge, La.
 Founded..... 1860
 Enrollment..... 27,992
 President.....Dr. John V. Lombardi
 Athletics Director..... Joe Alleva
 Conference..... Southeastern Conference (West)
 Nickname..... Tigers
 Colors..... Purple and Gold

TEAM/PLAYER INFORMATION

2009 Overall Record..... 9-4
 2009 Conference Record / Finish..... 5-3 / 2nd (West)
 2009 Final Ranking..... 17 / 17
 2009 Bowl Appearance..... Capitol One Bowl
 Offensive System..... Multiple
 Defensive System..... 4-3
 Lettermen Returning..... 42
 Lettermen Lost..... 19
 Starters Returning..... 12
 Starters Lost..... 12

COACHING STAFF

Head Coach..... Les Miles
 Record at LSU.....51-15 (5 Years)
 Career Record.....79-36 (9 Years)
 Assistant Coaches
 Gary Crowton..... Offensive Coordinator/Quarterbacks
 John Chavis..... Defensive Coordinator/Linebackers
 Joe Robinson..... Special Teams Coordinator/Defensive Line
 Greg Studrawa..... Offensive Line
 Ron Cooper..... Defensive Backs
 Brick Haley..... Defensive Line
 Billy Gonzales..... Wide Receivers/Passing Game Coordinator
 Frank Wilson..... Running Backs/Recruiting Coordinator
 Steve Ensminger..... Tight Ends
 Football Office Phone..... (228) 578-1151

MEDIA RELATIONS

Football Contact.....Michael Bonnette
 Office Phone..... (225) 578-8226
 EMail Address..... mbonnet@lsu.edu
 Media Relations Fax..... (225) 578-1861
 Press Box Phone..... (225) 578-6122
 Mailing Address..... P.O. Box 25095
Baton Rouge, LA 70894-5095

2009 SCHEDULE AND RESULTS

September 5..... at Washington (W, 31-23)
 September 12..... Vanderbilt (W, 23-9)
 September 19..... Louisiana Lafayette (W, 31-3)
 September 26..... at Mississippi State (W, 30-26)
 October 3..... at Georgia (W, 20-13)
 October 10..... Florida (L, 3-13)
 October 24..... Auburn (W, 31-10)
 October 31..... Tulane (W, 42-0)
 November 7..... at Alabama (L, 15-24)
 November 14..... Louisiana Tech (W, 24-16)
 November 21..... at Ole Miss (L, 23-25)
 November 28..... Arkansas (W, 33-30, OT)
 January 1..... vs. Penn State (L, 17-19, Capital One Bowl)

2010 SCHEDULE

September 4..... vs. North Carolina (Atlanta, Ga.)
 September 11..... at Vanderbilt
 September 18..... Mississippi State
 September 25..... West Virginia
 October 2..... Tennessee
 October 9..... at Florida
 October 16..... McNeese State
 October 23..... at Auburn
 November 6..... Alabama
 November 13..... Louisiana-Monroe
 November 20..... Ole Miss
 November 27..... at Arkansas

SERIES HISTORY

All-Time Record..... LSU leads 67-33-3
 In Starkville..... LSU leads 11-6-1
 In Baton Rouge..... LSU leads 45-18-1
 Neutral Sites..... LSU leads 10-9-1
 Last Meeting..... LSU 30, Mississippi State 26 (9/26/09)
 Last Meeting in Starkville..... LSU 30, Mississippi State 26 (9/26/09)
 Record in Last 10 Meetings..... LSU leads 10-0
 Current Series Win Streak..... LSU, 10
 Dan Mullen vs. LSU..... 0-1
 in Baton Rouge..... 0-1
 Les Miles vs. Mississippi State..... 5-0
 in Baton Rouge..... 2-0
 Mullen vs. Miles..... Miles leads 1-0

ROAD HEADQUARTERS

Crowne Plaza Baton Rouge
 4728 Constitution Avenue
 Baton Rouge, LA 70808-3206
 (225) 925-2244



GEORGIA | SEPTEMBER 25 • TBA
STARKVILLE, MISS.
DAVIS WADE STADIUM AT SCOTT FIELD

MEDIA INFORMATION

MISSISSIPPI STATE

2010 BULLDOGS

HISTORY

RECORDS

QUICK FACTS

Location..... Athens, Ga.
Founded..... 1785
Enrollment..... 34,180
President..... Dr. Michael F. Adams
Athletics Director..... TBA
Conference..... Southeastern (East)
Nickname..... Bulldogs
Colors..... Red and Black

TEAM/PLAYER INFORMATION

2009 Overall Record..... 8-5
2009 Conference Record / Finish..... 4-4 (T2nd East)
2009 Final Ranking..... NR / NR
2009 Bowl Appearance .. Independence Bowl vs. Texas A&M(W, 44-20)
Offensive System..... Pro-Style
Defensive System..... Multiple 4-3
Lettermen Returning..... 49
Lettermen Lost..... 24
Starters Returning..... 17
Starters Lost..... 7

COACHING STAFF

Head Coach..... Mark Richt
Record at Georgia..... 90-27 (9 Years)
Career Record..... 90-27 (9 Years)
Assistant Coaches
Mike Bobo..... Offensive Coordinator/Quarterbacks
Todd Grantham..... Defensive Coordinator/Outside Linebackers
Rodney Garner..... Asst. Head Coach/Def. Line/Recruiting Coord.
Stacey Searels..... Offensive Line/Running Game Coordinator
Scott Lakatos..... Secondary
Warren Belin..... Inside Linebackers
Tony Ball..... Wide Receivers
Bryan McClendon..... Running Backs
John Lilly..... Tight Ends
Football Office Phone..... (706) 542-9091

MEDIA RELATIONS

Football Contact..... Claude Felton
Office Phone..... (706) 542-1621
EMail Address..... cfelton@sports.uga.edu
Sports Communications Fax..... (706) 542-9339
Press Box Phone..... (706) 542-9039
Mailing Address..... Sports Communications Office
..... P.O. Box 1472
..... Athens, GA 30603-1472

2009 SCHEDULE AND RESULTS

September 5..... at Oklahoma State (L, 10-24)
September 12..... South Carolina (W, 41-37)
September 19..... at Arkansas (W, 52-41)
September 26..... Arizona State (W, 20-17)
October 3..... LSU (L, 13-20)
October 10..... at Tennessee (L, 19-45)
October 17..... at Vanderbilt (W, 34-10)
October 31..... vs. Florida (L, 17-41)
November 7..... Tennessee Tech (W, 38-0)
November 14..... Auburn (W, 31-24)
November 21..... Kentucky (L, 27-34)
November 28..... at Georgia Tech (W, 30-24)
December 28..... vs. Texas A&M (W, 44-20/Independence Bowl)

2010 SCHEDULE

September 4..... Louisiana-Lafayette
September 11..... at South Carolina
September 18..... Arkansas
September 25..... at Mississippi State
October 2..... at Colorado
October 9..... Tennessee
October 16..... Vanderbilt
October 23..... at Kentucky
October 30..... vs. Florida (Jacksonville)
November 6..... Idaho State
November 13..... at Auburn
November 27..... Georgia Tech

SERIES HISTORY

All-Time Record..... Georgia leads 16-5
In Starkville..... Georgia leads 4-1
In Athens..... Georgia leads 9-2
Neutral Sites..... Georgia leads 3-2
Last Meeting..... Georgia 27, Mississippi State 24 (10/21/06)
Last Meeting in Starkville .. Georgia 23, Mississippi State 10 (9/24/05)
Record in Last 10 Meetings..... Georgia leads 9-1
Current Series Win Streak..... Georgia, 9 games
Dan Mullen vs. Georgia..... Never Met
in Starkville..... Never Met
Mark Richt vs. Mississippi State..... 2-0
in Starkville..... 1-0
Mullen vs. Richt..... Never Met



MEDIA INFORMATION

MISSISSIPPI STATE

2010 BULLDOGS

HISTORY

RECORDS



ALCORN STATE

OCTOBER 2 • TBA
 STARKVILLE, MISS.
 DAVIS WADE STADIUM AT SCOTT FIELD

QUICK FACTS

Location.....Lorman, Miss.
 Founded.....1871
 Enrollment.....3,252
 Interim President.....Dr. Norris Edney
 Athletics Director.....Brenda T. Square
 Conference.....Southwestern Athletic Conference
 Nickname.....Braves
 Colors.....Purple and Gold

TEAM/PLAYER INFORMATION

2009 Overall Record.....3-6
 2009 Conference Record / Finish.....3-4 / 2nd (East)
 2009 Final Ranking.....NR/NR
 2009 Bowl Appearance.....NA
 Starters Returning.....18
 Starters Lost.....16

COACHING STAFF

Head Coach.....Earnest Collins Jr.
 Record at Alcorn State.....3-6 (1 Year)
 Career Record.....3-6 (1 Year)
 Assistant Coaches
 Micheal Armour.....Asst. Head Coach/Off. Coord./Quarterbacks
 Zach S. Shay.....Defensive Coord./Linebackers
 Terrance D. Robinson.....Recruiting Coord./Special Teams Coord.
 Derrick Davison.....Defensive Line Coach
 Willard Scissum.....Offensive Line Coach
 Jack Phillips.....Defensive Backs Coach
 Quentin Qualls.....Football Operations
 Clinton Mosely.....Offensive Graduate Assistant
 Football Office Phone.....(601) 877-3924

MEDIA RELATIONS

Football Contact.....Charles Edmond
 Office Phone.....(601) 877-2480
 EMail Address.....cedmond@lorman.alcorn.edu
 Mailing Address.....100 ASU Drive
Alcorn State, MS 39096

2009 SCHEDULE AND RESULTS

September 5.....at Southern Miss (L, 0-52)
 September 19.....at Central Michigan (L, 048)
 September 26.....at Southern (L, 42-48)
 October 10.....Mississippi Valley State (W, 32-10)
 October 17.....Alabama A&M (W, 34-16)
 October 24.....at Alabama State (L, 17-24)
 October 31.....at Texas Southern (L, 21-51)
 November 14.....Prairie View A&M (L, 14-34)
 November 21.....at Jackson State (W, 14-7)

2010 SCHEDULE

September 4.....Langston
 September 18.....at Mississippi Valley State
 September 25.....Alabama State
 October 2.....at Mississippi State
 October 9.....Texas Southern
 October 16.....at Grambling
 October 21.....Arkansas-Pine Bluff
 October 30.....Southern
 November 6.....at Alabama A&M
 November 13.....at Prairie View
 November 20.....at Jackson State

SERIES HISTORY

All-Time Record.....Never Met
 In Starkville.....Never Met
 In Lorman.....Never Met
 Neutral Sites.....Never Met
 Last Meeting.....Never Met
 Last Meeting in Starkville.....Never Met
 Record in Last 10 Meetings.....Never Met
 Current Series Win Streak.....Never Met
 Dan Mullen vs. Alcorn State.....Never Met
 in Starkville.....Never Met
 Earnest Collins Jr. vs. Mississippi State.....Never Met
 in Starkville.....Never Met
 Mullen vs. Collins Jr.....Never Met



HOUSTON | OCTOBER 9 • TBA
HOUSTON, TEXAS
JOHN O'QUINN FIELD AT ROBERTSON STADIUM

MEDIA INFORMATION

MISSISSIPPI STATE

2010 BULLDOGS

HISTORY

RECORDS

QUICK FACTS

Location.....Houston, Texas
Founded..... 1927
Enrollment..... 37,000
President.....Dr. Renu Khator
Athletics Director..... Mark Rhoades
Conference..... Conference USA
Nickname.....Cougars
Colors.....Scarlet and White

TEAM/PLAYER INFORMATION

2009 Overall Record..... 10-4
2009 Conference Record / Finish..... 6-2 (1st West)
2009 Final Ranking..... NR / NR
2009 Bowl Appearance..... Armed Forces Bowl vs. Air Force (L, 20-47)
Offensive System..... Multiple
Defensive System..... 3-4
Lettermen Returning..... 42
Lettermen Lost..... 17
Starters Returning..... 16
Starters Lost..... 9

COACHING STAFF

Head Coach.....Kevin Sumlin
Record at Houston.....18-9 (2 Years)
Career Record.....18-9 (2 Years)
Assistant Coaches
Jason Phillips..... Offensive Coordinator/Wide Receivers
Kliff Kingsbury..... Co-Offensive Coordinator/Quarterbacks
Brian Stewart.....Defensive Coordinator
Tony Levine.....Assistant. Head Coach
B.J. Anderson..... Offensive Line
Leon Burtnett..... Linebackers
Jim Jeffcoat..... Defensive Line
Clarence McKinney..... Running Backs/Recruiting Coordinator
Cornerbacks.....Zac Spavital
Justin Moore.....Assistant AD/Football Operations
Football Office Phone.....(713) 743-9388

MEDIA RELATIONS

Football Contact.....Cassie Arner
Office Phone.....(713) 743-9404
EMail Address.....mcarner@central.uh.edu
Athletic Communications Fax.....(713) 743-9411
Press Box Phone.....(713) 743-9404
Mailing Address.....University of Houston Athletic Communications
..... 3100 Cullen Blv., Suite 2008
..... Athletics/Alumni Center
..... Houston, TX 77204

2009 SCHEDULE AND RESULTS

September 5..... Northwestern State (W, 55-7)
September 12.....at Oklahoma State (W, 45-35)
September 26..... Texas Tech (W, 29-28)
October 3..... at UTEP (L, 41-58)
October 10..... at Mississippi State (W, 31-24)
October 17..... at Tulane (W, 44-16)
October 24..... SMU (W, 38-15)
October 31..... Southern Miss (W, 50-43)
November 7.....at Tulsa (W, 46-45)
November 14..... at UCF (L, 32-37)
November 21..... Memphis (W, 55-14)
November 28..... Rice (W, 73-14)
December 5.....vs. East Carolina (L, 32-38/CUSA Championship)
December 31..... vs. Air Force (L, 20-47/Armed Forces Bowl)

2010 SCHEDULE

September 4..... Texas State
September 12..... UTEP
September 18.....at UCLA
September 25..... Tulane
October 9..... Mississippi State
October 16..... at Rice
October 23..... at SMU
October 30..... at Memphis
November 5..... UCF
November 13..... Tulsa
November 20..... at Southern Miss
November 27..... at Texas Tech

SERIES HISTORY

All-Time Record..... Houston leads 9-6
In Starkville..... Houston leads 5-3
In Houston..... Houston leads 4-3
Neutral Sites..... Never Met
Last Meeting..... Houston 31, Mississippi State 24 (10/10/09)
Last Meeting in Houston.. Houston 42, Mississippi State 35 (9/20/03)
Record in Last 10 Meetings..... Houston leads 6-4
Current Series Win Streak..... Houston, 2 games
Dan Mullen vs. Houston..... 0-1
in Houston..... Never Met
Kevin Sumlin vs. Mississippi State..... 1-0
in Houston..... Never Met
Mullen vs. Sumlin..... Sumlin leads 1-0

ROAD HEADQUARTERS

Houston Marriott South at Hobby Airport
9100 Gulf Freeway
Houston, TX, 77017
(713) 943-7979



FLORIDA | OCTOBER 16 • TBA GAINESVILLE, FLA. BEN HILL GRIFFIN STADIUM

QUICK FACTS

Location..... Gainesville, Fla.
 Founded..... 1853
 Enrollment..... 52,112
 President..... Dr. J. Bernard Machen
 Athletics Director..... Jeremy Foley
 Conference..... Southeastern (East)
 Nickname..... Gators
 Colors..... Orange and Blue

TEAM/PLAYER INFORMATION

2009 Overall Record..... 13-1
 2009 Conference Record / Finish..... 8-0 / 1st (East)
 2009 Final Ranking..... 3/3
 2009 Bowl Appearance..... Sugar Bowl
 Lettermen Returning..... 42
 Lettermen Lost..... 26
 Starters Returning..... 13
 Starters Lost..... 11

COACHING STAFF

Head Coach..... Urban Meyer
 Record at Florida..... 57-10 (1 Year)
 Career Record..... 96-18 (1 Year)
 Assistant Coaches
 Steve Addazio..... Assoc. Head Coach/Offensive Coordinator/Off. Line
 Teryl Austin..... Defensive Coordinator/Cornerbacks
 Zach Azzanni..... Passing Game Coordinator/Wide Receivers
 Stan Drayton..... Running Backs/Recruiting Coordinator
 D.J. Durkin..... Linebackers/Special Teams
 Chuck Heater..... Co-Defensive Coordinator/Safeties
 Scot Loeffler..... Quarterbacks
 Dan McCarney..... Assistant Head Coach, Defense/Defensive Line
 Brian White..... Tight Ends/Fullbacks
 Football Office Phone..... (352) 375-4683

MEDIA RELATIONS

Football Contact..... Steve McClain
 Office Phone..... (352) 375-4683
 EMail Address..... stevem@gators.uaa.ufl.edu
 Mailing Address..... Ben Hill Griffin Stadium, Central Receiving
 Gale Lemerand Drive
 Gainesville, FL 32611

2009 SCHEDULE AND RESULTS

September 5..... Charleston Southern (W,62-3)
 September 12..... Troy (W, 56-6)
 September 19..... Tennessee (W, 23-13)
 September 26..... at Kentucky (W, 41-7)
 October 10..... at LSU (W, 13-3)
 October 17..... Arkansas (W, 23-20)
 October 24..... at Mississippi State (W, 29-19)
 October 31..... vs. Georgia (W, 41-17)
 November 7..... Vanderbilt (W, 27-3)
 November 14..... at South Carolina (W, 24-14)
 November 21..... Florida International (W, 62-3)
 November 28..... Florida State (W, 37-10)
 December 5..... vs. Alabama (L, 13-32/SEC Championship)
 January 7..... vs. Cincinnati (W, 51-24/Sugar Bowl)

2010 SCHEDULE

September 4..... Miami (Ohio)
 September 11..... South Florida
 September 18..... at Tennessee
 September 25..... Kentucky
 October 2..... at Alabama
 October 9..... LSU
 October 16..... Mississippi State
 October 30..... vs. Georgia (Jacksonville)
 November 6..... at Vanderbilt
 November 13..... South Carolina
 November 20..... Appalachian State
 November 27..... at Florida State

SERIES HISTORY

All-Time Record..... Florida leads 33-18-2
 In Starkville..... Mississippi State leads 7-4
 In Gainesville..... Florida leads 19-7-1
 Neutral Sites..... Florida leads 10-4-1
 Last Meeting..... Florida 29, Mississippi State 19 (10/24/09)
 Last Meeting in Gainesville..... Florida 35, Mississippi State 9 (10/8/05)
 Record in Last 10 Meetings..... Florida leads 7-3
 Current Series Win Streak..... Florida, 2 games
 Dan Mullen vs. Florida..... 0-1
 in Gainesville..... Never Met
 Urban Meyer vs. Mississippi State..... 2-0
 in Gainesville..... 1-0
 Mullen vs. Meyer..... Meyer leads 1-0

ROAD HEADQUARTERS

Hilton Ocala
 3600 SW 36th Avenue
 Ocala, FL 34474
 (352) 854-1400



UAB | OCTOBER 23 • TBA
STARKVILLE, MISS.
DAVIS WADE STADIUM AT SCOTT FIELD

MEDIA INFORMATION

MISSISSIPPI STATE

2010 BULLDOGS

HISTORY

RECORDS

QUICK FACTS

Location..... Birmingham, Ala.
Founded..... 1969
Enrollment..... 16,246
President..... Dr. Carol Z. Garrison
Athletics Director..... Brian Mackin
Conference..... Conference USA
Nickname..... Blazers
Colors..... Forest Green & Old Gold

TEAM/PLAYER INFORMATION

2009 Overall Record..... 5-7
2009 Conference Record / Finish..... 4-4 (t4th East)
2009 Final Ranking..... NR / NR
2009 Bowl Appearance..... None
Offensive System..... Multiple
Defensive System..... 4-3
Lettermen Returning..... 54
Lettermen Lost..... 18
Starters Returning..... 20
Starters Lost..... 5

COACHING STAFF

Head Coach..... Neil Callaway
Record at UAB..... 11-25 (3 Years)
Career Record..... 11-25 (3 Years)
Assistant Coaches
Kim Helton..... Offensive Coordinator/Tight Ends
Eric Schumann..... Defensive Coordinator/Safeties
Corey Barlow..... Cornerbacks
Tim Bowens..... Wide Receivers
Lorenzo Costantini..... Defensive Line
Steve Davenport..... Running Backs
Will Friend..... Offensive Line
Tyson Helton..... Quarterbacks/Recruiting Coordinator
Tyson Summers..... Linebackers
Football Office Phone..... (205) 934-7586

MEDIA RELATIONS

Football Contact..... Norm Reilly
Office Phone..... (205) 934-0722
EMail Address..... nreilly@uab.edu
Media Relations Fax..... (205) 934-7505
Mailing Address..... Bartow Arena
..... 1530 3rd Avenue South
..... Birmingham, AL 35294

2009 SCHEDULE AND RESULTS

September 5..... Rice (W, 44-24)
September 12..... SMU (L, 33-35)
September 19..... at Troy (L, 14-27)
September 26..... at Texas A&M (L, 19-56)
October 1..... Southern Miss (W, 31-17)
October 17..... at Ole Miss (L, 13-48)
October 24..... at Marshall (L, 7-27)
October 31..... at UTEP (W, 38-33)
November 7..... Florida Atlantic (W, 56-29)
November 14..... at Memphis (W, 31-21)
November 21..... at East Carolina (L, 21-37)
November 28..... UCF (L, 27-34)

2010 SCHEDULE

September 4..... Florida Atlantic
September 11..... at SMU
September 18..... Troy
September 25..... at Tennessee
October 6..... at UCF
October 16..... UTEP
October 23..... at Mississippi State
October 30..... at Southern Miss
November 6..... Marshall
November 11..... East Carolina
November 20..... Memphis
November 27..... at Rice

SERIES HISTORY

All-Time Record..... Mississippi State leads 2-1
In Starkville..... Series tied 1-1
In Birmingham..... Mississippi State leads 1-0
Neutral Sites..... Never Met
Last Meeting..... Mississippi State 30, UAB 13 (10/6/07)
Last Meeting in Starkville..... Mississippi State 30, UAB 13 (10/6/07)
Record in Last 10 Meetings..... Mississippi State leads 2-1
Current Series Win Streak..... Mississippi State, 2
Dan Mullen vs. UAB..... Never Met
in Starkville..... Never Met
Neil Callaway vs. Mississippi State..... Never Met
in Birmingham..... Never Met
Mullen vs. Callaway..... Never Met



KENTUCKY | OCTOBER 30 • TBA
 STARKVILLE, MISS.
 DAVIS WADE STADIUM AT SCOTT FIELD

QUICK FACTS

Location..... Lexington, Ky.
 Founded..... 1865
 Enrollment..... 27,000
 President..... Dr. Lee T. Todd Jr.
 Athletics Director..... Mitch Barnhart
 Conference..... Southeastern (East)
 Nickname..... Wildcats
 Colors..... Blue and White

TEAM/PLAYER INFORMATION

2009 Overall Record..... 7-6
 2009 Conference Record / Finish..... 3-5 / t4th (East)
 2009 Final Ranking..... NR/NR
 2009 Bowl Appearance..... Music City Bowl
 Lettermen Returning..... 43
 Lettermen Lost..... 30
 Starters Returning..... 13
 Starters Lost..... 12

COACHING STAFF

Head Coach..... Joker Phillips
 Record at Florida..... First Season
 Career Record..... First Season
 Assistant Coaches
 Randy Sanders..... Quarterbacks/Offensive Line
 Steve Brown..... Defensive Coordinator
 Chris Thurmond..... Defensive Backs
 Larry Brinson..... Running Backs
 Mike Summers..... Offensive Line
 Chuck Smith..... Linebackers/Recruiting Coordinator
 David Turner..... Defensive Line/Asst. Head Coach
 Tee Martin..... Wide Receivers
 Football Office Phone..... (859) 257-3611

MEDIA RELATIONS

Football Contact..... Tony Neely
 Office Phone..... (859) 224-9493
 EMail Address..... tneely@uky.edu
 Mailing Address..... Joe Craft Center
 338 Lexington Ave.
 Lexington, KY 40506

2009 SCHEDULE AND RESULTS

September 5..... vs. Miami (Ohio) (W,42-0)
 September 19..... Louisville (W, 31-27)
 September 26..... Florida (L, 7-41)
 October 3..... Alabama (L, 20-38)
 October 10..... at South Carolina (L, 26-28)
 October 17..... at Auburn (W, 21-14)
 October 24..... Louisiana-Monroe (W, 36-13)
 October 31..... Mississippi State (L, 24-31)
 November 7..... Eastern Kentucky (W, 37-12)
 November 14..... at Vanderbilt (W, 24-13)
 November 21..... at Georgia (W, 34-27)
 November 28..... Tennessee (L, 24-30)
 December 27..... vs. Clemson (L, 13-21/Music City Bowl)

2010 SCHEDULE

September 4..... at Louisville
 September 11..... Western Kentucky
 September 18..... Akron
 September 25..... Florida
 October 2..... at Ole Miss
 October 9..... Auburn
 October 16..... South Carolina
 October 23..... Georgia
 October 30..... at Mississippi State
 November 6..... Charleston Southern
 November 13..... Vanderbilt
 November 27..... at Tennessee

SERIES HISTORY

All-Time Record..... Kentucky leads 21-16
 In Starkville..... Mississippi State leads 9-6
 In Lexington..... Kentucky leads 13-6
 Neutral Sites..... Kentucky leads 2-1
 Last Meeting..... Mississippi State 31, Kentucky 24 (10/31/09)
 Last Meeting in Starkville... Kentucky 14, Mississippi State 13 (11/1/08)
 Record in Last 10 Meetings..... Series tied 5-5
 Current Series Win Streak..... Mississippi State, 1 game
 Dan Mullen vs. Kentucky..... 1-0
 in Starkville..... Never Met
 Joker Phillips vs. Mississippi State..... Never Met
 in Starkville..... Never Met
 Mullen vs. Phillips..... Meyer leads 1-0



ALABAMA | NOVEMBER 13 • TBA
TUSCALOOSA, ALA.
BRYANT-DENNY STADIUM

MEDIA INFORMATION

MISSISSIPPI STATE

2010 BULLDOGS

HISTORY

RECORDS

QUICK FACTS

Location..... Tuscaloosa, Ala.
Founded..... 1831
Enrollment..... 28,807
President Dr. Robert E. Witt
Athletics Director Mal Moore
Conference.....Southeastern (West)
NicknameCrimson Tide
Colors..... Crimson and White

TEAM/PLAYER INFORMATION

2009 Overall Record 13-0
2009 Conference Record / Finish..... 8-0 (1st West/Overall)
2009 Final Ranking #1/#1
2009 Bowl Appearance BCS National Championship vs Texas (W, 37-21)
Offensive System..... Pro Set
Defensive SystemMultiple 4-3
Lettermen Returning 39
Lettermen Lost 31
Starters Returning 10
Starters Lost 15

COACHING STAFF

Head Coach..... Nick Saban
Record at Auburn.....33-8 (3 Years)
Career Record 119-50-1 (16 Years)
Assistant Coaches
Jim McElwain Offensive Coordinator/Quarterbacks
Burton Burns Assistant Head Coach/Running Backs
Curt Cignetti Receivers/Recruiting Coordinator
Bo Davis Defensive Line
Joe Pendry Assistant Head Coach/Offensive Line
Jeremy Pruitt..... Secondary
Kirby Smart..... Defensive Coordinator
Sal Sunseri Assistant Head Coach/Linebackers
Bobby Williams..... Tight Ends/Special Teams
Football Office Phone (205) 348-3600

MEDIA RELATIONS

Football Contact Jeff Purinton
Office Phone (205) 348-3631
EMail Address jpurinton@ia.ua.edu
Media Relations Fax..... (205) 348-8841
Mailing Address P.O. Box 870391
..... Tuscaloosa, AL 35487

2009 SCHEDULE AND RESULTS

September 5..... vs Virginia Tech (W, 34-24)
September 12..... Florida International (W, 40-14)
September 19..... North Texas (W, 53-7)
September 26..... Arkansas (W, 35-7)
October 3 at Kentucky (W, 38-20)
October 10..... at Ole Miss (W, 22-3)
October 17 South Carolina (W, 20-6)
October 24 Tennessee (W, 12-10)
November 7 LSU (W, 24-15)
November 14 Mississippi State (W, 31-3)
November 21 Chattanooga (W, 45-0)
November 27 at Auburn (W, 26-21)
December 5..... vs. Florida (W, 32-13/SEC Championship)
January 7 vs Texas (W, 37-21/BCS National Championship)

2010 SCHEDULE

September 4..... San Jose State
September 11..... Penn State
September 18..... at Duke
September 25..... at Arkansas
October 2 Florida
October 9 at South Carolina
October 16..... Ole Miss
October 23..... at Tennessee
November 6 at LSU
November 13 Mississippi State
November 18 Georgia State
November 26 Auburn

SERIES HISTORY

All-Time Record..... Alabama leads 73-18-3
In Starkville Alabama leads 14-4
In Tuscaloosa Alabama leads 40-9-1
Neutral Sites..... Alabama leads 19-5-2
Last Meeting Alabama 31, Mississippi State 3 (11/14/09)
Last Meeting in Starkville .Alabama 31, Mississippi State 3 (11/14/09)
Record in Last 10 Meetings..... Alabama leads 7-3
Current Series Win Streak Alabama, 2 games
Dan Mullen vs. Alabama 0-1
in Starkville 0-1
Nick Saban vs. Mississippi State..... 7-1
in Starkville 3-1
Mullen vs. Saban Saban leads 1-0



ARKANSAS

NOVEMBER 20 • TBA
 STARKVILLE, MISS.
 DAVIS WADE STADIUM AT SCOTT FIELD

QUICK FACTS

Location..... Fayetteville, Ark.
 Founded..... 1871
 Enrollment..... 19,849
 Chancellor..... Dr. G. David Gearhart
 Athletics Director..... Jeff Long
 Conference..... Southeastern (West)
 Nickname..... Razorbacks
 Colors..... Cardinal and White

TEAM/PLAYER INFORMATION

2009 Overall Record..... 8-5
 2009 Conference Record / Finish..... 3-5 (T4th West)
 2009 Final Ranking..... NR / NR
 2009 Bowl Appearance..... Liberty Bowl vs East Carolina (W, 20-17)
 Offensive System..... Multiple
 Defensive System..... 4-3
 Lettermen Returning..... 57
 Lettermen Lost..... 14
 Starters Returning..... 18
 Starters Lost..... 6

COACHING STAFF

Head Coach..... Bobby Petrino
 Record at Arkansas..... 13-12 (2 Years)
 Career Record..... 54-21 (5 Years)
 Assistant Coaches
 Garrick McGee..... Offensive Coordinator/Quarterbacks
 Willy Robinson..... Defensive Coordinator/Secondary
 John L. Smith..... Special Teams/Outside Linebackers
 Chris Klenakis..... Offensive Line
 Bobby Allen..... Defensive Tackles
 Steve Caldwell..... Defensive Ends
 Tim Horton..... Running Backs/Recruiting Coordinator
 Kris Cinkovich..... Wide Receivers
 Reggie Johnson..... Inside Linebackers
 Press Box Phone (Fayetteville)..... (479) 575-6622
 (Little Rock)..... (501) 663-6152
 Football Office Phone..... (479) 575-2751

MEDIA RELATIONS

Football Contact..... Kevin Trainor
 Office Phone..... (479) 575 2751
 Email Address..... ktrainor@uark.edu
 Media Relations Fax..... (479) 575-7481
 Mailing Address..... P.O. Box 7777
 Fayetteville, AR 72702

2009 SCHEDULE AND RESULTS

September 5..... Missouri State (W, 48-10)
 September 19..... Georgia (L, 41-52)
 September 26..... at Alabama (L, 7-35)
 October 3..... vs. Texas Tech (W, 47-19)
 October 10..... Auburn (W, 44-23)
 October 17..... at Florida (L, 20-23)
 October 24..... at Ole Miss (L, 17-30)
 October 31..... Easten Michigan (W, 63-27)
 November 7..... South Carolina (W, 33-16)
 November 14..... Troy (W, 56-20)
 November 21..... Mississippi State (W, 42-21)
 November 28..... at LSU (L, 30-33)
 January 2..... vs. East Carolina (W, 20-17/Liberty Bowl)

2010 SCHEDULE

September 4..... Tennessee Tech
 September 11..... LA-Monroe
 September 18..... at Georgia
 September 25..... Alabama
 October 9..... vs Texas A&M
 October 16..... at Auburn
 October 23..... Ole Miss
 October 30..... Vanderbilt
 November 6..... at South Carolina
 November 13..... UTEP
 November 20..... at Mississippi State
 November 27..... LSU

SERIES HISTORY

All-Time Record..... Arkansas leads 13-6-1
 In Starkville..... Arkansas leads 5-4
 In Fayetteville..... Arkansas leads 3-0
 Neutral Sites..... Arkansas leads 5-2-1
 Last Meeting..... Arkansas 42, Mississippi State 21 (11/28/09)
 Last Meeting in Starkville..... Mississippi State 31, Arkansas 28 (11/22/09)
 Record in Last 10 Meetings..... Arkansas leads 9-1
 Current Series Win Streak..... Arkansas, 1 game
 Dan Mullen vs. Arkansas..... 0-1
 in Starkville..... Not Met
 Bobby Petrino vs. Mississippi State..... 1-1
 in Starkville..... 0-1
 Mullen vs. Petrino..... Petrino leads 1-0



OLE MISS

NOVEMBER 27 • TBA
OXFORD, MISS.
VAUGHT-HEMINGWAY STADIUM

MEDIA INFORMATION

MISSISSIPPI STATE

2010 BULLDOGS

HISTORY

RECORDS

QUICK FACTS

Location..... Oxford, Miss.
Founded..... 1848
Enrollment..... 18,344
President..... Dr. Daniel W. Jones
Athletics Director..... Pete Boone
Conference..... Southeastern (West)
Nickname..... Rebels
Colors..... Cardinal Red and Navy Blue

TEAM/PLAYER INFORMATION

2009 Overall Record..... 9-4
2009 Conference Record / Finish..... 4-4 (3rd West)
2009 Final Ranking..... NR / NR
2009 Bowl Appearance.... Cotton Bowl vs Oklahoma State (W, 21-7)
Offensive System..... Pro Set
Defensive System..... Multiple 4-3
Lettermen Returning..... 47
Lettermen Lost..... 27
Starters Returning..... 10
Starters Lost..... 16

COACHING STAFF

Head Coach..... Houston Nutt
Record at Ole Miss..... 18-8 (2 Years)
Career Record..... 129-78 (17 Years)
Assistant Coaches
Mike Markuson..... Co-Offensive Coordinator/Offensive Line
Dave Rader..... Co-Offensive Coordinator/Quarterbacks
Tyrone Nix..... Assistant Head Coach/Defensive Coordinator/LB's
James Shibest..... Special Teams/Tight Ends
Jeff Grimes..... Offensive Line
Chris Vaughn..... Cornerbacks/Recruiting Coordinator
Derrick Nix..... Running Backs
Terry Price..... Defensive Line
Ron Dickerson Jr..... Wide Receivers
Kim Dameron..... Safeties
Football Office Phone..... (662) 915-6512

MEDIA RELATIONS

Football Contact..... Kyle Campbell
Office Phone..... (662) 915-7522
EMail Address..... okcampbe@olemiss.edu
Media Relations Fax..... (662) 915-7006
Mailing Address..... P.O. Box 217
..... University, MS 38677

2009 SCHEDULE AND RESULTS

September 6..... at Memphis (W, 45-14)
September 19..... Southeastern Louisiana (W, 52-6)
September 24..... at South Carolina (L, 10-16)
October 3..... at Vanderbilt (W, 23-7)
October 10..... Alabama(L, 3-22)
October 17..... UAB (W, 48-13)
October 24..... Arkansas (W, 30-17)
October 31..... at Auburn (L, 20-33)
November 7..... Northern Arizona (W, 38-13)
November 14..... Tennessee (W, 42-17)
November 21..... LSU (W, 25-23)
November 28..... at Mississippi State (L, 27-41)
January 2..... vs. Oklahoma State (W, 21-7/Cotton Bowl)

2010 SCHEDULE

September 4..... Jacksonville State
September 11..... at Tulane
September 18..... Vanderbilt
September 25..... Fresno State
October 2..... Kentucky
October 16..... at Alabama
October 23..... at Arkansas
October 30..... Auburn
November 6..... UL-Lafayette
November 13..... at Tennessee
November 20..... at LSU
November 27..... Mississippi State

SERIES HISTORY

All-Time Record..... Ole Miss leads 60-40-6
In Starkville..... Ole Miss leads 20-12-3
In Oxford..... Ole Miss leads 21-10-6
Neutral Sites..... Ole Miss leads 19-18
Last Meeting..... Mississippi State 41, Ole Miss 27 (11/28/09)
Last Meeting in Starkville..... Mississippi State 41, Ole Miss 27 (11/28/09)
Record in Last 10 Meetings..... Mississippi State leads 6-4
Current Series Win Streak..... Mississippi State, 1 game
Dan Mullen vs. Ole Miss..... 1-0
in Starkville..... 1-0
Houston Nutt vs. Mississippi State..... 1-1
in Starkville..... 0-1
Mullen vs. Nutt..... Mullen leads 1-0

BATTLE FOR THE GOLDEN EGG



MEDIA INFORMATION

It has acquired the nickname "Egg Bowl", but no invitations are issued, or required. Mississippi State University and the University of Mississippi have standing reservations each November to battle for school pride, bragging rights and a battered 83-year old trophy symbolizing football supremacy in the state of Mississippi.

One of the Deep South's great football rivalries, this feud between State and UM will be renewed a 107th time on Nov. 27, 2010, in Oxford.

Whether known as "The Battle for the Golden Egg", or just "State-Ole Miss", it is the most significant athletic event of each year in the Magnolia State. Seasons and careers are made and hearts broken by the outcome, and gameday finds no one in the state neutral on the subject.

In 1998, for the first time in 27 years, the Battle for the Golden Egg returned to Thanksgiving Day to accommodate a national television audience on ESPN and was carried by the nation's leading cable network for six-straight seasons on Thanksgiving from 1998-2003.

While then-Mississippi A&M began playing football in 1885, and Mississippi two years earlier, the schools did not meet until October 28, 1901. The Mississippi Rebels were returning from playing Alabama in Tuscaloosa, and stopped in Starkville for a game with the A&M Aggies. The inaugural meeting was contested on the south end of campus, on a field used until recently for practice by the Famous Maroon Band. The Aggies, who had played only seven previous football games, scored the first points in school history that day and shut out the visitors 17-0.

Thus began a rivalry that has only gotten fiercer with 100-plus years of seasoning. Ole Miss currently holds a 60-40-6 advantage, their margin largely built in the quarter-century between World War II and Vietnam. The series has been interrupted only twice, with no games from 1912-14 and in 1943.

However, there were two meetings in one season, in 1918, with A&M winning both: 34-0 at Starkville and 13-0 at Oxford.

But the game did not acquire its distinctive symbol, and thus the unique title, until 1927. It came about after Mississippi broke a 14-game losing streak to A&M on Nov. 25, 1926, in Starkville. Celebrating Rebel fans took the field to tear down the goal posts, angry Aggies attempted to protect them, and a general melee ensued. Hoping to prevent similar episodes in future years, both schools agreed that the winner of the annual game would take possession of a trophy.

The next year's game debuted a regulation-size, gold-plated football mounted on a pedestal where the outcome of each year's game would be recorded. Because the trophy was shaped as the standard, more rounded ball of the day, it eventually came to be called the "Golden Egg." Today it is awarded immediately following every Battle for the Golden Egg, and proudly paraded on-field by the victors.

The series' commonly used title "Egg Bowl" was hatched in the 1970s when a newspaper sports editor wanted a shorter, distinctive name for the big game than "Battle for the Golden Egg". It seemed natural to call the annual MSU-UM meeting a "bowl" game and to title it after the prize.

The Battle for the Golden Egg has been played on 10 different fields in seven different cities, but since 1922 has been contested only on the respective campuses or in the state capital of Jackson. There have been 35 games played in Starkville, 33 in Oxford, and 30 in Jackson. The Jackson mark includes a run of 18 consecutive years, from 1973-90, at Mississippi Veteran's Memorial Stadium.

The series returned to campus in 1991, in Starkville, with host MSU taking a 24-9 win. Mississippi State leads the series 10-9 since the return to on-campus games 19 years ago.



MISSISSIPPI STATE

2010 BULLDOGS

HISTORY

RECORDS

THE NATION'S MOST-PLAYED DIVISION I-A RIVALRIES

Rnk.	Games	Teams
1.	119	Minnesota - Wisconsin
2.	118	Missouri - Kansas
3.	116	Nebraska - Kansas
	116	Texas - Texas A&M
5.	114	Miami (Ohio) - Cincinnati
	114	North Carolina - Virginia
7.	113	Auburn - Georgia
	113	Oregon - Oregon State
9.	112	Purdue - Indiana
	112	Stanford - California
11.	110	Army - Navy
12.	109	Utah - Utah State
13.	107	Clemson - South Carolina
	107	Kansas - Kansas State
15.	106	MISSISSIPPI STATE - OLE MISS
	106	Michigan - Ohio State
18.	105	Baylor - TCU
	105	Tennessee - Kentucky
19.	104	Georgia - Georgia Tech
	104	Nebraska - Iowa State
	104	Oklahoma - Oklahoma State
	104	Texas - Oklahoma
	103	North Carolina - Wake Forest

LONGEST UNINTERRUPTED SERIES (ACTIVE - MUST HAVE PLAYED EVERY YEAR)

Rnk.	Games	Teams
1.	103	Kansas-Nebraska (from 1906)
2.	102	Minnesota-Wisconsin (from 1907)
3.	100	Clemson-South Carolina (from 1909)
4.	98	Kansas-Kansas St. (from 1911)
	98	Kansas-Oklahoma (1903-97)
6.	97	North Carolina-Virginia (from 1910)*
7.	94	Texas-Texas A&M (1915)
8.	93	MISSISSIPPI ST. - OLE MISS (FROM 1915)**
9.	91	Michigan-Ohio St. (from 1918)
	91	Illinois-Ohio St. (1914-02)
11.	90	Kansas-Missouri (from 1919)
	90	Missouri-Iowa St. (from 1919)
13.	89	Tennessee-Kentucky (from 1919)**
	89	Auburn-Georgia (from 1919)**
	89	Indiana-Purdue (from 1920)

*Neither school fielded a team in 1917-18 due to World War I.

**Neither school fielded a team in 1943 due to World War II.

MSU-UM SERIES RECORDS

TEAM RECORDS

POINTS SCORED	65 by MSU (1915)
MARGIN OF VICTORY	65 [65-0] by MSU (1915)
INTERCEPTIONS THROWN	5 by MSU (1950, 1972)

INDIVIDUAL

RUSHES	40 by Deuce McAllister, UM (1998)
	Michael Davis, MSU (1993)
	Kayo Dottley, UM (1949)
RUSHING YARDS	242 by Dou Innocent, UM (1995)
RUSHING TDS	7 by Showboat Boykin, UM (1951)
PASSES ATTEMPTED	45 by Tony Shell, MSU (1988)
PASSES COMPLETED	24 by Tommy Pharr, MSU (1969)
YARDS PASSING	340 by Kevin Fant, MSU (2002)
TD PASSES	4 by Jevan Sneed (2008)
RECEPTIONS	14 by David Smith, MSU (1969)
YARDS RECEIVING	194 by David Smith, MSU (1969)
FIELD GOALS	3 by Artie Cosby, MSU (1983)
	Kinney Jordan, MSU (1976)
	James C. Elmer, UM (1906)

LONG PLAYS

RUSH	90, Fred Collins, MSU (1979)
PASS	84, Conner to Freeman, MSU (2004)
PUNT	77, John Bruce, UM (1944)
FIELD GOAL	51, Artie Cosby, MSU (1983)
KICKOFF RETURN	97, Lee Davis, UM (1984)
PUNT RETURN	78, Ray Hapes, UM (1937)
INTERCEPTION RETURN	97, Jack Nix, MSU (1938)



2010 OPPONENTS SCHEDULE

SEPTEMBER 4

Memphis @ Mississippi State
 Arkansas State @ Auburn
 LSU vs. North Carolina (Atlanta)
 Louisiana-Lafayette @ Georgia
 Langston @ Alcorn State
 Texas State @ Houston
 Miami (OH) @ Florida
 Florida Atlantic @ UAB
 Kentucky @ Louisville
 San Jose State @ Alabama
 Tennessee Tech @ Arkansas
 Jacksonville State @ Ole Miss

SEPTEMBER 9

Auburn @ Mississippi State

September 10

UTEP @ Houston

September 11

Memphis @ East Carolina
 LSU @ Vanderbilt
 Georgia @ South Carolina
 South Florida @ Florida
 UAB @ SMU
 Western Kentucky @ Kentucky
 Penn State @ Alabama
 Louisiana-Monroe @ Arkansas (Little Rock)
 Ole Miss @ Tulane
 OPEN: Alcorn State

September 18

Middle Tennessee State @ Memphis
 Clemson @ Auburn
 Mississippi State @ LSU
 Arkansas @ Georgia
 Alcorn State @ Mississippi Valley State
 Houston @ UCLA
 Florida @ Tennessee
 Troy @ UAB
 Akron @ Kentucky
 Alabama @ Duke
 Vanderbilt @ Ole Miss

September 25

Memphis @ UTEP
 South Carolina @ Auburn
 West Virginia @ LSU
 Georgia @ Mississippi State
 Alabama State @ Alcorn State
 Tulane @ Houston
 Kentucky @ Florida
 UAB @ Tennessee
 Alabama @ Arkansas
 Fresno State @ Ole Miss

October 2

Tulsa @ Memphis
 Louisiana-Monroe @ Auburn
 Tennessee @ LSU
 Georgia @ Colorado
 Alcorn State @ Mississippi State
 Florida @ Alabama
 Kentucky @ Ole Miss
 OPEN: Houston, UAB, Arkansas

October 6

UAB @ Central Florida

October 9

Memphis @ Louisville
 Auburn @ Kentucky
 LSU @ Florida
 Tennessee @ Georgia
 Texas Southern @ Alcorn State
 Mississippi State @ Houston
 Alabama @ South Carolina
 Arkansas @ Texas A&M (Arlington)
 OPEN: Ole Miss

October 16

Southern Miss @ Memphis
 Arkansas @ Auburn
 McNeese State @ LSU
 Vanderbilt @ Georgia
 Alcorn State @ Grambling
 Houston @ Rice
 Mississippi State @ Florida
 UTEP @ UAB
 South Carolina @ Kentucky
 Ole Miss @ Alabama

October 23

LSU @ Auburn
 Georgia @ Kentucky
 Houston @ SMU
 UAB @ Mississippi State
 Alabama @ Tennessee
 Ole Miss @ Arkansas
 OPEN: Memphis, Florida

October 30

Houston @ Memphis
 Auburn @ Ole Miss
 Georgia vs. Florida (Jacksonville)
 Southern @ Alcorn State
 UAB @ Southern Miss
 Kentucky @ Mississippi State
 Vanderbilt @ Arkansas
 OPEN: LSU, Alabama

November 5

Central Florida @ Houston

November 6

Tennessee @ Memphis
 Tennessee-Chattanooga @ Auburn
 Alabama @ LSU
 Idaho State @ Georgia
 Alcorn State @ Alabama A&M
 Florida @ Vanderbilt
 Marshall @ UAB
 Charleston Southern @ Kentucky
 Arkansas @ South Carolina
 Louisiana Lafayette @ Ole Miss
 Open: Mississippi State

November 11

East Carolina @ UAB

November 13

Memphis @ Marshall
 Georgia @ Auburn
 Louisiana-Monroe @ LSU
 Alcorn State @ Prairie View
 Tulsa @ Houston
 South Carolina @ Florida
 Vanderbilt @ Kentucky
 Mississippi State @ Alabama
 UTEP @ Arkansas
 Ole Miss @ Tennessee

November 18

Georgia State @ Alabama

November 20

Memphis @ UAB
 Ole Miss @ LSU
 Alcorn State @ Jackson State
 Houston @ Southern Miss
 Appalachian State @ Florida
 Arkansas @ Mississippi State
 OPEN: Auburn, Georgia, Kentucky

November 26

Auburn @ Alabama

November 27

Central Florida @ Memphis
 LSU @ Arkansas (Little Rock)
 Georgia Tech @ Georgia
 Houston @ Texas Tech
 Florida @ Florida State
 UAB @ Rice
 Kentucky @ Tennessee
 Mississippi State @ Ole Miss
 OPEN: Alcorn State

MEDIA INFORMATION

MISSISSIPPI STATE

2010 BULLDOGS

HISTORY

RECORDS

NUMERICAL ROSTER



MEDIA INFORMATION

MISSISSIPPI STATE

2010 BULLDOGS

HISTORY

RECORDS

No.	Name	Pos.	Ht.	Wt.	Cl.	Hometown (Last School)	No.	Name	Pos.	Ht.	Wt.	Cl.	Hometown (Last School)
1	Chad Bumphis	WR	5-10	195	So.	Tupelo, Miss. (Tupelo)	48	Emmanuel Gatling	LB	6-0	220	Sr.	McAllen, Texas (Rowe)
2	Robert Elliott	RB	6-2	215	Jr.	Okolona, Miss. (Okolona)	50	Chris White	LB	6-4	245	Sr.	Vanceleave, Miss. (Miss. Gulf Coast CC)
3	Brandon Heavens	WR	5-10	175	So.	Bessemer, Ala. (Jess Lanier)	51	Deontae Skinner	LB	6-2	235	RFr.	Macon, Miss. (Noxubee County)
4	Charles Mitchell	DB	5-11	205	Jr.	Clarksdale, Miss. (Clarksdale)	52	Karlin Brown	LB	5-8	205	Sr.	Tallahassee, Fla. (Lincoln)
5	Ferlanda Bohanna	LB	6-0	235	Fr.	Memphis, Tenn. (Whitehaven HS)	54	Trevor Stigers	DL	6-5	260	So.	Ridgeland, Miss. (Ridgeland)
6	Dylan Favre	QB	5-0	200	Fr.	Bay St. Louis, Miss. (St. Stanislaus)	55	Quentin Saulsberry	OL	6-2	305	Jr.	Coldwater, Miss. (Independence)
7	Wade Bonner	DB	5-10	200	Jr.	Mason, Tenn. (Fayette Ware)	56	Corvell Harrison-Gay	DL	6-3	220	Fr.	Laurel, Miss. (Northeast Jones HS)
8	Montrell Conner	RB	6-2	225	RFr.	Monroe, La. (Ouachita Parrish)	57	Johnathan McKenzie	DL	6-6	265	RFr.	Starkville, Miss. (Starkville Academy)
9	Leon Berry	WR	6-0	205	Sr.	Griffin, Ga. (East Mississippi CC)	58	Brandon Wilson	LB	6-0	245	So.	Tuscaloosa, Ala. (Northridge)
10	Cameron Lawrence	LB	6-2	225	So.	Coldwater, Miss. (Magnolia Heights)	59	Archie Muniz	OL	6-5	255	Fr.	Houston, Texas (Cypress Creek HS)
11	Ricco Sanders	WR	5-11	195	RFr.	Duncan, S.C. (Byrnes)	60	Devin Jones	DL	6-0	270	So.	Olive Branch, Miss. (DeSoto Central)
12	Dennis Thames	DB	5-11	190	RFr.	Louisville, Miss. (Louisville)	61	Gabe Jackson	OL	6-4	305	RFr.	Liberty, Miss. (Amite County)
13	Johnthan Banks	DB	6-2	180	So.	Maben, Miss. (East Webster)	62	Addison Lawrence	OL	6-4	300	Jr.	Coldwater, Miss. (Magnolia Heights)
14	Chris Relf	QB	6-4	240	Jr.	Montgomery, Ala. (Carver)	63	Dillon Day	OL	6-4	260	Fr.	West Monroe, La. (West Monroe HS)
15	Maurice Langston	DB	5-10	180	Sr.	Meridian, Miss. (East Central [Miss.] CC)	64	Eric Lawson	OL	6-6	320	Fr.	Olive Branch, Miss. (Olive Branch HS)
16	Jameon Lewis	ATH	5-8	170	Fr.	Tylertown, Miss. (Tylertown HS)	64	Mark Lynn	ATH	6-0	230	Sr.	Madison, Miss. (Madison Central)
17	Tyler Russell	QB	6-5	225	RFr.	Meridian, Miss. (Meridian)	65	Joshua Jackson	DL	6-2	300	So.	Canton, Miss. (Canton)
18	Brandon Hill	ATH	6-2	202	Fr.	Columbus, Miss. (West Lowndes HS)	66	D.J. Looney	OL	6-1	300	Jr.	Birmingham, Ala. (Oak Mountain)
19	Arceto Clark	DB	5-10	180	So.	Verona, Miss. (Shannon)	67	Tobias Smith	OL	6-3	305	So.	Columbus, Miss. (Columbus)
20	Louis Watson	DB	5-11	180	So.	Mobile, Ala. (St. Paul's Episcopal)	68	Templeton Hardy	OL	6-3	300	So.	Como, Miss. (North Panola)
22	Matthew Wells	ATH	6-0	190	Fr.	Monticello, Miss. (Lawrence County HS)	69	Reggie Odom	DL	6-0	295	Sr.	Deland, Fla. (Deland)
23	Sylvester Hemphill	FB	5-11	235	So.	Olive Branch, Miss. (Olive Branch)	70	J.C. Brignone	OL	6-1	300	Sr.	Pass Christian, Miss. (St. Stanislaus)
24	Jamerson Love	DB	5-11	175	Fr.	Aberdeen, Miss. (Aberdeen HS)	71	Sam Watts	OL	6-4	305	RFr.	Conyers, Ga. (Salem)
25	Corey Broomfield	DB	5-10	180	So.	Palm Bay, Fla. (Bayside)	72	John McMillan	OL	6-1	290	Sr.	Paragould, Ark. (Paragould)
26	Damein Anderson	DB	5-11	195	Jr.	Hazlehurst, Miss. (Hazlehurst)	73	Paul Thompson	OL	6-3	300	Fr.	Madison, N.J. (Hargrave Military)
27	LaDarius Perkins	RB	5-10	190	RFr.	Greenville, Miss. (St. Joseph)	74	Mark Melichar	OL	6-5	300	Sr.	Birmingham, Ala. (Oak Mountain)
28	Vick Ballard	RB	5-11	215	Jr.	Pascagoula, Miss. (Miss. Gulf CC)	75	Blaine Clausell	OL	6-7	305	Fr.	Mobile, Ala. (Baker)
29	Nick Griffin	RB	5-11	195	Fr.	New Augusta, Miss. (Perry Central HS)	76	Phillip Freeman	OL	6-6	305	Sr.	Wesson, Miss. (Co-Lincoln [Miss.] CC)
30	Jay Hughes	DB	5-11	175	Fr.	Hattiesburg, Miss. (Oak Grove)	77	Sam Latham	ATH	6-1	280	So.	Cordova, Tenn. (Briarcrest)
31	Nickoe Whitley	DB	6-0	200	RFr.	Jackson, Miss. (Provine)	78	Michael Bufkin	ATH	6-4	285	Jr.	Clinton, Miss. (Pearl River [Miss.] CC)
32	Marcus Green	TE	6-1	235	Jr.	Scooba, Miss. (Kemper County)	78	Damien Robinson	OL	6-8	330	Fr.	Olive Branch, Miss. (Olive Branch HS)
33	Jamie Jones	LB	6-0	240	Jr.	Springdale, Ark. (Springdale)	79	Derek Sherrrod	OL	6-6	305	Sr.	Columbus, Miss. (Caledonia)
33	Sam Williams	ATH	6-1	200	RFr.	Brandon, Miss. (Northwest Rankin)	80	Malcolm Johnson	WR	6-2	205	Fr.	Tuscaloosa, Ala. (Northridge)
34	K.J. Wright	LB	6-4	250	Sr.	Olive Branch, Miss. (Olive Branch)	81	Robert Johnson	WR	6-0	195	Fr.	Hattiesburg, Miss. (Oak Grove)
35	Patrick Hanrahan	FB	5-11	235	Sr.	Springville, Ala. (Alabama)	82	Thomas Webb	TE	6-5	255	Sr.	Starkville, Miss. (Southern Mississippi)
36	Nick Bell	DL	6-3	265	So.	Bessemer, Ala. (Jess Lanier)	83	Charles Bailey	WR	6-1	185	So.	St. Augustine, Fla. (Bartram Trail)
37	Sean Brauchle	K	5-10	180	Sr.	Biloxi, Miss. (Mississippi Gulf Coast CC)	85	Brandon Henderson	TE	6-2	245	Sr.	Fayetteville, Ga. (Fayette County)
38	Heath Hutchins	P	6-1	205	Sr.	Saltito, Miss. (Itawamba [Miss.] CC)	86	Michael Carr	WR	6-1	195	Fr.	West Point, Miss. (West Point HS)
39	Baker Swedenburg	P	6-0	190	RFr.	Columbus, Miss. (Heritage Academy)	87	Chris Smith	WR	6-2	210	So.	Meridian, Miss. (Meridian)
40	Derek DePasquale	K	5-8	180	Jr.	The Woodlands, Texas (C.S.O.M)	88	Kendrick Cook	TE	6-3	250	Jr.	Attalla, Ala. (Etowah)
40	Chris Hughes	LB	6-0	215	Fr.	Mobile, AL (Davidson HS)	89	Allen Tolbert	ATH	5-11	230	So.	Duluth, Ga. (Northview)
41	Marvin Bure	ATH	5-8	190	Jr.	Vicksburg, Miss. (Vicksburg)	90	Pernell McPhee	DL	6-4	285	Sr.	Pahokee, Fla. (Itawamba [Miss.] CC)
42	E.J. Buford	ATH	6-0	215	Jr.	Clarksdale, Miss. (Phillips [Ark.] CC)	91	Rodney Prince	DL	6-1	280	Sr.	Irondale, Ala. (Shades Valley)
42	Zach Smith	DB	5-11	195	Sr.	Altoona, Ala. (Susan Moore)	92	Kaleb Eulls	DL	6-4	255	Fr.	Yazoo City, Miss. (Yazoo County HS)
43	William Shumpert	FB	6-0	240	RFr.	Fulton, Miss. (Itawamba Agricultural)	93	Jeffrey Howie	DL	6-4	330	Jr.	Medina, Pa. (Itawamba CC)
44	Christian Holmes	LB	6-2	235	Fr.	Puckett, Miss. (Puckett HS)	94	Fletcher Cox	DL	6-4	300	So.	Yazoo City, Miss. (Yazoo City)
45	Michael Hunt	LB	6-3	245	So.	Meadville, Miss. (Franklin County)	95	James Carmon	DL	6-7	345	Jr.	Baltimore, Md. (Miss. Gulf Coast CC)
45	Adrian Marcus	ATH	5-9	225	So.	Alabaster, Ala. (Thompson)	96	Shane McCardell	DL	6-5	245	So.	Beaumont, Texas (West Brook)
46	Aaron Feld	SN	6-1	230	Sr.	Homewood, Ala. (Homewood)	97	Josh Boyd	DL	6-3	295	So.	Philadelphia, Miss. (Philadelphia)
47	Jonathan Phillips	DB	6-1	190	Fr.	Starkville, Miss. (Starkville)	98	Curtis Virges	DL	6-3	290	Fr.	West Point, Miss. (West Point HS)
47	Chris Cameron	ATH	5-10	185	So.	Palm Beach Gardens, Fla. (Dwyer)	99	Sean Ferguson	DL	6-3	255	Jr.	Miami, Fla. (Norland)



ALPHABETICAL ROSTER

No.	Name	Pos.	Ht.	Wt.	Cl.	Hometown (Last School)	No.	Name	Pos.	Ht.	Wt.	Cl.	Hometown (Last School)
26	Damein Anderson	DB	5-11	195	Jr.	Hazlehurst, Miss. (Hazlehurst)	80	Malcolm Johnson	WR	6-2	205	Fr.	Tuscaloosa, Ala. (Northridge)
83	Charles Bailey	WR	6-1	185	So.	St. Augustine, Fla. (Bartram Trail)	81	Robert Johnson	WR	6-0	195	Fr.	Hattiesburg, Miss. (Oak Grove)
28	Vick Ballard	RB	5-11	215	Jr.	Pascagoula, Miss. (Miss. Gulf Coast CC)	60	Devin Jones	DL	6-0	270	So.	Olive Branch, Miss. (DeSoto Central)
13	Johnthan Banks	DB	6-2	180	So.	Maben, Miss. (East Webster)	33	Jamie Jones	LB	6-0	240	Jr.	Springdale, Ark. (Springdale)
36	Nick Bell	DL	6-3	265	So.	Bessemer, Ala. (Jess Lanier)	15	Maurice Langston	DB	5-10	180	Sr.	Meridian, Miss. (East Central [Miss.] CC)
9	Leon Berry	WR	6-0	205	Sr.	Griffin, Ga. (East Mississippi CC)	77	Sam Latham	ATH	6-1	280	So.	Cordova, Tenn. (Briarcrest)
5	Ferlanda Bohanna	LB	6-0	235	Fr.	Memphis, Tenn. (Whitehaven HS)	62	Addison Lawrence	OL	6-4	300	Jr.	Coldwater, Miss. (Magnolia Heights)
7	Wade Bonner	DB	5-10	200	Jr.	Mason, Tenn. (Fayette Ware)	10	Cameron Lawrence	LB	6-2	225	So.	Coldwater, Miss. (Magnolia Heights)
97	Josh Boyd	DL	6-3	295	So.	Philadelphia, Miss. (Philadelphia)	64	Eric Lawson	OL	6-6	320	Fr.	Olive Branch, Miss. (Olive Branch HS)
37	Sean Brauchle	K	5-10	180	Sr.	Biloxi, Miss. (Miss. Gulf Coast CC)	16	Jameon Lewis	ATH	5-8	170	Fr.	Tylertown, Miss. (Tylertown HS)
70	J.C. Brignone	OL	6-1	300	Sr.	Pass Christian, Miss. (St. Stanislaus)	66	D.J. Looney	OL	6-1	300	Jr.	Birmingham, Ala. (Oak Mountain)
25	Corey Broomfield	DB	5-10	180	So.	Palm Bay, Fla. (Bayside)	24	Jamerson Love	DB	5-11	175	Fr.	Aberdeen, Miss. (Aberdeen HS)
52	Karlin Brown	LB	5-8	205	Sr.	Tallahassee, Fla. (Lincoln)	64	Mark Lynn	ATH	6-0	230	Sr.	Madison, Miss. (Madison Central)
78	Michael Bufkin	OL	6-4	285	Jr.	Clinton, Miss. (Pearl River [Miss.] CC)	45	Adrian Marcus	ATH	5-9	225	So.	Alabaster, Ala. (Thompson)
42	E.J. Buford	ATH	6-0	215	Jr.	Clarksdale, Miss. (Phillips [Ark.] CC)	96	Shane McCardell	DL	6-5	245	So.	Beaumont, Texas (West Brook)
1	Chad Bumphis	WR	5-10	195	So.	Tupelo, Miss. (Tupelo)	57	Johnathan McKenzie	DL	6-6	265	RFr.	Starkville, Miss. (Starkville Academy)
41	Marvin Bure	ATH	5-8	190	Jr.	Vicksburg, Miss. (Vicksburg)	72	John McMillan	OL	6-1	290	Sr.	Paragould, Ark. (Paragould)
47	Chris Cameron	ATH	5-10	185	So.	Palm Beach Gardens, Fla. (Dwyer)	90	Pernell McPhee	DL	6-4	285	Sr.	Pahokee, Fla. (Itawamba [Miss.] CC)
95	James Carmon	DL	6-7	345	Jr.	Baltimore, Md. (Mississippi Gulf Coast CC)	74	Mark Melichar	OL	6-5	300	Sr.	Birmingham, Ala. (Oak Mountain)
86	Michael Carr	WR	6-1	195	Fr.	West Point, Miss. (West Point HS)	4	Charles Mitchell	DB	5-11	205	Jr.	Clarksdale, Miss. (Clarksdale)
19	Arceto Clark	DB	5-10	180	So.	Verona, Miss. (Shannon)	59	Archie Muniz	OL	6-5	255	Fr.	Houston, Texas (Cypress Creek HS)
75	Blaine Clausell	OL	6-7	305	Fr.	Mobile, Ala. (Baker)	69	Reggie Odom	DL	6-0	295	Sr.	Deland, Fla. (Deland)
8	Montrell Conner	RB	6-2	225	RFr.	Monroe, La. (Ouachita Parrish)	27	LaDarius Perkins	RB	5-10	190	RFr.	Greenville, Miss. (St. Joseph)
88	Kendrick Cook	TE	6-3	250	Jr.	Attalla, Ala. (Etowah)	47	Jonathan Phillips	DB	6-1	190	Fr.	Starkville, Miss. (Starkville)
94	Fletcher Cox	DL	6-4	300	So.	Yazoo City, Miss. (Yazoo City)	91	Rodney Prince	DL	6-1	280	Sr.	Irondale, Ala. (Shades Valley)
63	Dillon Day	OL	6-4	260	Fr.	West Monroe, La. (West Monroe HS)	14	Chris Relf	QB	6-4	240	Jr.	Montgomery, Ala. (Carver)
40	Derek DePasquale	K	5-8	180	Sr.	The Woodlands, Texas (C.S.O.M)	78	Damien Robinson	OL	6-8	330	Fr.	Olive Branch, Miss. (Olive Branch HS)
2	Robert Elliott	RB	6-2	215	Jr.	Okolona, Miss. (Okolona)	17	Tyler Russell	QB	6-5	225	RFr.	Meridian, Miss. (Meridian)
92	Kaleb Eulls	DL	6-4	255	Fr.	Yazoo City, Miss. (Yazoo County HS)	11	Ricco Sanders	WR	5-11	195	RFr.	Duncan, S.C. (Byrnes)
6	Dylan Favre	QB	5-0	200	Fr.	Bay St. Louis, Miss. (St. Stanislaus)	55	Quentin Saulsberry	OL	6-2	305	Jr.	Coldwater, Miss. (Independence)
46	Aaron Feld	SN	6-1	230	Sr.	Homewood, Ala. (Homewood)	79	Derek Sherrod	OL	6-6	305	Sr.	Columbus, Miss. (Caledonia)
99	Sean Ferguson	DL	6-3	255	Jr.	Miami, Fla. (Norland)	43	William Shumpert	FB	6-0	240	RFr.	Fulton, Miss. (Itawamba Agricultural)
76	Phillip Freeman	OL	6-6	305	Sr.	Wesson, Miss. (Co-Lincoln [Miss.] CC)	51	Deontae Skinner	LB	6-2	235	RFr.	Macon, Miss. (Noxubee County)
48	Emmanuel Gatling	LB	6-0	220	Sr.	McAllen, Texas (Rowe)	87	Chris Smith	WR	6-2	210	So.	Meridian, Miss. (Meridian)
32	Marcus Green	TE	6-1	235	Jr.	Scooba, Miss. (Kemper County)	67	Tobias Smith	OL	6-3	305	So.	Columbus, Miss. (Columbus)
29	Nick Griffin	RB	5-11	195	Fr.	New Augusta, Miss. (Perry Central HS)	42	Zach Smith	DB	5-11	195	Sr.	Altoona, Ala. (Susan Moore)
35	Patrick Hanrahan	FB	5-11	235	Sr.	Springville, Ala. (Alabama)	54	Trevor Stigers	DL	6-5	260	So.	Ridgeland, Miss. (Ridgeland)
68	Templeton Hardy	OL	6-3	300	So.	Como, Miss. (North Panola)	39	Baker Swedenburg	P	6-0	190	RFr.	Columbus, Miss. (Heritage Academy)
56	Corvell Harrison-Gay	DL	6-3	220	Fr.	Laurel, Miss. (Northeast Jones HS)	12	Dennis Thames	DB	5-11	190	RFr.	Louisville, Miss. (Louisville)
3	Brandon Heavens	WR	5-10	175	So.	Bessemer, Ala. (Jess Lanier)	73	Paul Thompson	OL	6-3	300	Fr.	Madison, N.J. (Hargrave Military)
23	Sylvester Hemphill	FB	5-11	235	So.	Olive Branch, Miss. (Olive Branch)	89	Allen Tolbert	ATH	5-11	230	So.	Duluth, Ga. (Northview)
85	Brandon Henderson	TE	6-2	245	Sr.	Fayetteville, Ga. (Fayette County)	98	Curtis Virges	DL	6-3	290	Fr.	West Point, Miss. (West Point HS)
18	Brandon Hill	ATH	6-2	202	Fr.	Columbus, Miss. (West Lowndes HS)	20	Louis Watson	DB	5-11	180	So.	Mobile, Ala. (St. Paul's Episcopal)
44	Christian Holmes	LB	6-2	235	Fr.	Puckett, Miss. (Puckett HS)	71	Sam Watts	OL	6-4	305	RFr.	Conyers, Ga. (Salem)
93	Jeffrey Howie	DL	6-4	330	Jr.	Medina, Pa. (Itawamba CC)	82	Thomas Webb	TE	6-5	255	Sr.	Starkville, Miss. (Southern Mississippi)
40	Chris Hughes	LB	6-0	215	Fr.	Mobile, Ala. (Davidson HS)	22	Matthew Wells	RB	6-0	190	Fr.	Monticello, Miss. (Lawrence County HS)
30	Jay Hughes	DB	5-11	175	Fr.	Hattiesburg, Miss. (Oak Grove)	50	Chris White	LB	6-4	245	Sr.	Vancleave, Miss. (Miss. Gulf Coast CC)
45	Michael Hunt	LB	6-3	245	So.	Meadville, Miss. (Franklin County)	31	Nickoe Whitley	DB	6-0	200	RFr.	Jackson, Miss. (Provine)
38	Heath Hutchins	P	6-1	205	Sr.	Saltillo, Miss. (Itawamba [Miss.] CC)	33	Sam Williams	ATH	6-1	200	RFr.	Brandon, Miss. (Northwest Rankin)
61	Gabe Jackson	OL	6-4	305	RFr.	Liberty, Miss. (Amite County)	58	Brandon Wilson	LB	6-0	245	So.	Tuscaloosa, Ala. (Northridge)
65	Joshua Jackson	DL	6-2	300	So.	Canton, Miss. (Canton)	34	K.J. Wright	LB	6-4	250	Sr.	Olive Branch, Miss. (Olive Branch)

MEDIA INFORMATION

MISSISSIPPI STATE

2010 BULLDOGS

HISTORY

RECORDS

ROSTER BREAKDOWN



MEDIA INFORMATION

MISSISSIPPI STATE

2010 BULLDOGS

HISTORY

RECORDS

GEOGRAPHICAL BREAKDOWN



ALABAMA (16)

Alabaster
Adrian Marcus

Altoona
Zach Smith

Attalla
Kendrick Cook

Bessemer (2)
Brandon Heavens
Nick Bell

Birmingham (2)
D.J. Looney
Mark Melichar

Homewood
Aaron Feld

Irontale
Rodney Prince

Mobile
Blaine Clausell
Chris Hughes
Louis Watson

Montgomery
Chris Relf

Springville
Patrick Hanrahan

Tuscaloosa
Malcolm Johnson
Brandon Wilson

ARKANSAS (2)

Paragould
John McMillan

Springdale
Jamie Jones

FLORIDA (7)

Deland
Reggie Odom

Miami
Sean Ferguson

Pahokee
Pernell McPhee

Palm Bay
Corey Broomfield

Palm Beach Gardens
Chris Cameron

St. Augustine
Charles Bailey

Tallahassee
Karlin Brown

GEORGIA (4)

Conyers
Sam Watts

Duluth
Allen Tolbert

Fayetteville
Brandon Henderson

Griffin
Leon Berry

LOUISIANA (2)

Monroe
Montrell Conner

West Monroe
Dillon Day

MARYLAND (1)

Baltimore
James Carmon

MISSISSIPPI (60)

Aberdeen
Jamerson Love

Bay St. Louis
Dylan Favre

Biloxi
Sean Brauchle

Brandon
Sam Williams

Canton
Joshua Jackson

Clarksdale (2)
E.J. Buford
Charles Mitchell

Clinton
Michael Bufkin

Coldwater (3)
Addison Lawrence
Cameron Lawrence
Quentin Saulsberry

Columbus (4)
Brandon Hill
Derek Sherrod
Tobias Smith
Baker Swedenburg

Como
Templeton Hardy

Fulton
William Shumpert

Greenville
LaDarius Perkins

Hattiesburg (2)
Jay Hughes
Robert Johnson

Hazlehurst
Damein Anderson

Jackson
Nikoe Whitley

Laurel
Corvell Harrison-Gay

Liberty
Gabe Jackson

Louisville
Dennis Thames

Maben
Johnthan Banks

Macon
Deontae Skinner

Madison
Mark Lynn

Meadville
Michael Hunt

Meridian (3)

Chris Smith
Maurice Langston
Tyler Russell

Monticello

Matthew Wells

New Augusta

Nick Griffin

Okolona

Robert Elliot

Olive Branch (5)

Sylvester Hemphill
Devin Jones
Eric Lawson
Damien Robinson
K.J. Wright

Pascagoula

Vick Ballard

Pass Christian

J.C. Brignone

Philadelphia

Josh Boyd

Puckett

Christian Holmes

Ridgeland

Trevor Stigers

Saltito

Heath Hutchins

Scooba

Marcus Green

Starkville (3)

Jonathan McKenzie
Jonathan Phillips
Thomas Webb

Tupelo

Chad Bumphis

Tylertown

Jameon Lewis

Vanceleve

Chris White

Verona

Arceto Clark

Vicksburg

Marvin Bure

Wesson

Phillip Freeman

West Point (2)

Michael Carr
Curtis Virges

Yazoo City (2)

Fletcher Cox
Kaleb Eulls

NEW JERSEY (1)

Madison

Paul Thompson

PENNSYLVANIA (1)

Medina

Jeffrey Howie

SOUTH CAROLINA (1)

Duncan

Ricco Sanders

TENNESSEE (3)

Cordova

Sam Latham

Mason

Wade Bonner

Memphis

Ferlanda Bohanna

TEXAS (4)

Beaumont

Shane McCardell

Houston

Archie Muniz

McAllen

Emmanuel Gatling

The Woodlands

Derek DePasquale

ARRIVAL BREAKDOWN

2006 SIGNING CLASS (6)

J.C. Brignone
Aaron Feld
Brandon Henderson
Mark Melichar
Reggie Odom
Rodney Prince

2006 WALK-ONS (2)

Mark Lynn
John McMillan

2007 SIGNING CLASS (13)

Damein Anderson
Wade Bonner
Karlin Brown
Robert Elliott
Marcus Green
Jamie Jones
Addison Lawrence
D.J. Looney
Chris Relf
Quentin Saulsberry
Derek Sherrod
Zach Smith
K.J. Wright

2007 WALK-ONS (1)

Emmanuel Gatling

2008 SIGNING CLASS (16)

Charles Bailey
Nick Bell
Corey Broomfield
Arceto Clark
Kendrick Cook
Sean Ferguson
**Phillip Freeman
Templeton Hardy
*Michael Hunt
Joshua Jackson
Devin Jones
Shane McCardell
Charles Mitchell
Tobias Smith
Trevor Stigers
Louis Watson

2008 WALK-ONS (1)

Chris Cameron

2009 SIGNING CLASS (25)

Johnathan Banks
**Leon Berry
Josh Boyd
**Sean Brauchle
Chad Bumphis
Montrell Conner
Fletcher Cox
Brandon Heavens
**Heath Hutchins
Gabe Jackson
**Maurice Langston
*Cameron Lawrence
Johnathan McKenzie
**Pernell McPhee
LaDarius Perkins
Tyler Russell
Ricco Sanders
William Shumpert
Deontae Skinner
Chris Smith
*Baker Swedenburg
Dennis Thames
*Sam Watts
Chris White
Nickoe Whitley

2009 WALK-ONS (11)

Michael Bufkin
E.J. Buford
Marvin Bure
Derek DePasquale
Patrick Hanrahan
Sylvester Hemphill
Sam Latham
Adrian Marcus
Allen Tolbert
Thomas Webb
Brandon Wilson

2010 SIGNING CLASS (24)

**Vick Ballard
Ferlando Bohanna
**James Carmon
Michael Carr
*Blaine Clausell
Dillon Day
Kaleb Eulls
Dylan Favre
Nick Griffin
Corvell Harrison-Gay
Brandon Hill
Christian Holmes
Jeffrey Howie
Chris Hughes
Jay Hughes
Malcolm Johnson
Robert Johnson
Eric Lawson
Jameon Lewis
Jamerson Love
Archie Muniz
Damien Robinson
Curtis Virges
Matthew Wells

2010 WALK-ONS (3)

Jonathan Phillips
Paul Thompson
Sam Williams

*Player enrolled in January out of high school

**Player enrolled in January out of junior college



ROSTER BREAKDOWN

POSITION BREAKDOWN

OFFENSE (48)	
Seniors (9)	
Leon Berry	WR
*J.C. Brignone	OL
Phillip Freeman	OL
Patrick Hanrahan	FB
*Brandon Henderson	TE
*John McMillan	OL
*Mark Melichar	OL
Derek Sherrod	OL
Thomas Webb	TE
Juniors (11)	
Vick Ballard	RB
Michael Bufkin	OL
E.J. Buford	WR
Kendrick Cook	TE
*Robert Elliott	RB
* Marcus Green	TE
Jeffrey Howie	OL
* Addison Lawrence	OL
*D.J. Looney	QB
*Chris Relf	QB
Quentin Saulsberry	OL
Sophomores (9)	
*Charles Bailey	WR
Chad Bumphis	WR
*Templeton Hardy	OL
Brandon Heavens	WR
*Sylvester Hemphill	FB
Sam Latham	OL
*Chris Smith	WR
Tobias Smith	OL
Allen Tolbert	ATH
Redshirt Freshman (7)	
*Montrell Conner	RB
*Gabe Jackson	OL
*LaDarius Perkins	WR
*Tyler Russell	QB
*Ricco Sanders	WR
*William Shumpert	FB
*Sam Watts	OL
True Freshman (12)	
Michael Carr	ATH
Blaine Clausell	OL
Dillon Day	OL
Dylan Favre	QB
Nick Griffin	RB
Brandon Hill	ATH
Malcolm Johnson	WR
Robert Johnson	WR
Eric Lawson	OL
Archie Muniz	OL
Damien Robinson	OL
Paul Thompson	OL
DEFENSE (49)	
Seniors (9)	
Karlin Brown	LB
Emmanuel Gatling	LB
Maurice Langston	DB
*Mark Lynn	ATH
Pernell McPhee	DL
*Reggie Odom	DL
Zach Smith	DB
Chris White	LB
K.J. Wright	LB
Juniors (8)	
*Damein Anderson	DB
Wade Bonner	DB
Marvin Bure	ATH
James Carmon	DL
Joshua Jackson	DL
*Jamie Jones	LB
Charles Mitchell	DB
Rodney Prince	DL
Sophomores (16)	
Johnthan Banks	DB
*Nick Bell	DL
Josh Boyd	DL
*Corey Broomfield	DB
*Chris Cameron	DB
*Arceto Clark	DB
Fletcher Cox	DL
Sean Ferguson	DL
*Michael Hunt	LB
*Devin Jones	DL
Cameron Lawrence	LB
Adrian Marcus	ATH
*Shane McCardell	DL

*Trevor Stigers	DL
*Louis Watson	DB
*Brandon Wilson	LB
Redshirt Freshman (5)	
*Johnathan McKenzie	DL
*Deontae Skinner	LB
*Dennis Thames	DB
*Nickoe Whitley	DB
*Sam Williams	ATH
True Freshman (11)	
Ferlando Bohanna	LB
Kaleb Eulls	DL
Corvell Harrison-Gay	LB
Christian Holmes	DB
Chris Hughes	DB
Jay Hughes	ATH
Jameon Lewis	ATH
Jamerson Love	DB
Curtis Virges	DL
Matthew Wells	ATH
Jonathan Phillips	ATH
SPECIALISTS (5)	
Seniors (3)	
Sean Brauchle	K
*Aaron Feld	SN
Heath Hutchins	P
Juniors (1)	
Derek DePasquale	K
Redshirt Freshman (1)	
*Baker Swedenburg	K
LETTERMEN RETURNING (49)	
Offense (20)	
Leon Berry	
J.C. Brignone	
Chad Bumphis	
Kendrick Cook	
Robert Elliott	
Phillip Freeman	
Marcus Green	
Patrick Hanrahan	
Brandon Heavens	
Sylvester Hemphill	
Brandon Henderson	
Addison Lawrence	
D.J. Looney	
John McMillan	
Mark Melichar	
Chris Relf	
Quentin Saulsberry	
Derek Sherrod	
Chris Smith	
Thomas Webb	
Defense (25)	
Damein Anderson	
Johnthan Banks	
Nick Bell	
Wade Bonner	
Josh Boyd	
Corey Broomfield	
Karlin Brown	
Chris Cameron	
Fletcher Cox	
Sean Ferguson	
Emmanuel Gatling	
Devin Jones	
Jamie Jones	
Maurice Langston	
Cameron Lawrence	
Mark Lynn	
Shane McCardell	
Pernell McPhee	
Charles Mitchell	
Reggie Odom	
Zach Smith	
Trevor Stigers	
Louis Watson	
Chris White	
K.J. Wright	
Specialists (4)	
Sean Brauchle	
Derek DePasquale	
Aaron Feld	
Heath Hutchins	
* player has spent one redshirt season	
BOLD indicates 2009 starter	

EXPERIENCE BREAKDOWN

3 LETTERS AWARDED (6)	
J.C. Brignone	
Aaron Feld	
Mark Melichar	
Derek Sherrod	
Zach Smith	
K.J. Wright	
2 LETTERS AWARDED (14)	
Damein Anderson	
Wade Bonner	
Karlin Brown	
Kendrick Cook	
Robert Elliott	
Sean Ferguson	
Emmanuel Gatling	
Marcus Green	
Brandon Henderson	
Jamie Jones	
Addison Lawrence	
D.J. Looney	
Charles Mitchell	
Quentin Saulsberry	
1 LETTER AWARDED (31)	
Johnthan Banks	
Nick Bell	
Leon Berry	
Josh Boyd	
Sean Brauchle	
Corey Broomfield	
Chad Bumphis	
Chris Cameron	
Arceto Clark	
Fletcher Cox	
Derrick DePasquale	
Phillip Freeman	
Patrick Hanrahan	
Brandon Heavens	
Sylvester Hemphill	
Heath Hutchins	
Josh Jackson	
Devin Jones	
Maurice Langston	
Cameron Lawrence	
Shane McCardell	
John McMillan	
Pernell McPhee	
Reggie Odom	
Rodney Prince	
Chris Relf	
Chris Smith	
Trevor Stigers	
Louis Watson	
Thomas Webb	
Chris White	
REDSHIRT (15)	
Michael Bufkin	
E.J. Buford	
Montrell Conner	
Gabe Jackson	
Johnathan McKenzie	
LaDarius Perkins	
Tyler Russell	
Ricco Sanders	
William Shumpert	
Deontae Skinner	
Baker Swedenburg	
Dennis Thames	
Sam Watts	
Nickoe Whitley	
Sam Williams	
SQUAD MEMBERS (10)	
Charles Bailey	
Marvin Bure	
Templeton Hardy	
Michael Hunt	
Sam Latham	
Mark Lynn	
Adrian Marcus	
Tobias Smith	
Allen Tolbert	
Brandon Wilson	
TRANSFERS (4)	
Vick Ballard	
James Carmon	
Jeff Howie	
Paul Thompson	
HIGH SCHOOL (22)	
Ferlando Bohanna	
Michael Carr	
Blaine Clausell	
Dillon Day	
Kaleb Eulls	
Dylan Favre	
Nick Griffin	
Corvell Harrison-Gay	
Brandon Hill	
Christian Holmes	
Chris Hughes	
Jay Hughes	
Malcolm Johnson	
Robert Johnson	
Eric Lawson	
Jameon Lewis	
Jamerson Love	
Archie Muniz	
Jonathan Phillips	
Damien Robinson	
Curtis Virges	
Matthew Wells	

MEDIA INFORMATION

MISSISSIPPI STATE

2010 BULLDOGS

HISTORY

RECORDS

2010 DEPTH CHART



MEDIA INFORMATION

MISSISSIPPI STATE

2010 BULLDOGS

HISTORY

RECORDS

OFFENSE

DEFENSE

WR	9	LEON BERRY	6-0	205	SR.
	87	Chris Smith	6-2	210	So.
WR	1	CHAD BUMPHIS	5-10	195	SO.
	3	Brandon Heavens	5-10	175	So.
LT	79	DEREK SHERROD	6-6	305	SR.
	75	Blaine Clausell	6-7	305	Fr.
LG	55	QUENTIN SAULSBERRY	6-2	305	JR.
	68	Templeton Hardy	6-3	300	So.
C	70	J.C. BRIGNONE	6-1	300	SR.
	66	D.J. Looney	6-1	300	Jr.
RG	67	TOBIAS SMITH	6-3	305	SO.
	74	Mark Melichar	6-5	300	Sr.
RT	62	ADDISON LAWRENCE	6-4	300	JR.
	76	Phillip Freeman	6-6	305	Sr.
TE	32	MARCUS GREEN	6-1	235	JR.
	88	Kendrick Cook	6-3	250	Jr.
	85	Brandon Henderson	6-2	245	Sr.
RB	2	ROBERT ELLIOTT	6-0	215	JR.
-OR-	28	VICK BALLARD	5-11	215	JR.
	27	LaDarius Perkins	5-10	190	RFr.
	8	Montrell Conner	6-2	225	RFr.
FB	35	PATRICK HANRAHAN	5-11	235	SR.
	23	Sylvester Hemphill	5-11	235	So.
QB	14	CHRIS RELF	6-4	240	JR.
-OR-	17	TYLER RUSSELL	6-4	225	RFR.

DE	90	PERNELL MCPHEE	6-4	285	SR.
	57	Johnathan McKenzie	6-6	265	RFr.
DT	97	JOSH BOYD	6-3	295	SO.
	95	James Carmon	6-7	345	Jr.
DT	94	FLETCHER COX	6-4	300	SO.
	60	Devin Jones	6-0	270	So.
DE	36	NICK BELL	6-3	265	SO.
	99	Sean Ferguson	6-3	255	Jr.
LB	10	CAMERON LAWRENCE	6-2	225	SO.
	48	Emmanuel Gatling	6-0	220	Sr.
LB	50	CHRIS WHITE	6-4	245	SR.
	58	Brandon Wilson	6-0	245	So.
LB	34	K.J. WRIGHT	6-4	250	SR.
	51	Deonte Skinner	6-2	235	RFr.
LCB	15	MAURICE LANGSTON	5-10	180	SR.
	26	Damein Anderson	5-11	195	Jr.
SS	4	CHARLES MITCHELL	5-11	205	JR.
	7	Wade Bonner	5-10	200	Jr.
FS	13	JOHNTHAN BANKS	6-2	180	SO.
	42	Zach Smith	5-11	195	Sr.
RCB	25	COREY BROOMFIELD	5-10	180	SO.
	20	Louis Watson	5-11	180	So.

SPECIALISTS

PK	37	SEAN BRAUCHLE	5-10	180	SR.
-OR-	40	DEREK DEPASQUALE	5-8	180	SR.
P	38	HEATH HUTCHINS	6-1	205	SR.
-OR-	39	BAKER SWEEDENBERG	6-0	190	FR.
KR	9	LEON BERRY	6-0	205	SR.
-OR-	1	CHAD BUMPHIS	5-10	195	So.

PRONUNCIATION GUIDE

- 1 Chad **BUMPHIS**BUMP-fiss
- 3 Brandon **HEAVENS** HEVV-ens
- 12 **DENNIS THAMES** duh-NYE-us TIMS
- 31 **NICKOE** WhitleyNEE-koe
- 37 Sean **BRAUCHLE**.....BROCK-lee
- 51 **DEONTE** Skinner..... dee-AHN-tay
- 70 J.C. **BRIGNONE**brig-no-nee
- 74 Mark **MELICHAR**MELL-eh-car
- 79 Derek **SHERROD**.....shuh-rod
- Les **KOENNING**KENN-ing
- Scott **SALLACH** SALL-ack
- Matt **BALIS**BAY-liss



THE DAN MULLEN ERA - YEAR TWO -



MEDIA INFORMATION

MISSISSIPPI STATE

2010 BULLDOGS

HISTORY

RECORDS

Even as the final seconds ticked off the clock during Mississippi State's 41-27 drubbing of its in-state rival to close the 2009 season, the Bulldogs began looking forward to Year Two of the Dan Mullen Era.

Mullen brought enthusiasm and energy from the moment he took the reins of the gridiron program, and players and fans alike responded with a renewed passion on Saturdays during the fall.

Last season in Starkville saw the Bulldogs improve in virtually all areas on the field and topple attendance records in the stands. Excitement remained at a fever pitch as Coach Mullen's squad made its way through the nation's toughest schedule.

After dispatching The School Up North to close the on-field season, the Bulldogs began preparations for 2010 and Mullen and his staff began assembling a nationally-ranked recruiting class to continue the momentum. Bulldog fans again came out in droves for the Maroon-White Spring Game, setting another State of Mississippi record with 34,127 fans in Davis Wade Stadium for the annual showcase.

And now, 2010 looks to be another step forward for the Mississippi State football program.

OFFENSE

One of the main focal points of the new era of Mississippi State football has been without a doubt the offensive side of the ball. Last season the Bulldogs led the Southeastern Conference in rushing yards per game, averaging an astounding 228 yards per game on the ground. The

offense also increased scoring by more than 10 points per game from the year prior and total offensive yards increased by nearly 100 per contest. The Bulldogs return six offensive starters and a host of contributors to the field in 2010 and the arrival of several talented newcomers should provide Mullen and offensive coordinator Les Koenning the nucleus to continue the rapid improvement on the offensive side of the ball.

OFFENSIVE LINE

Far and away the most experienced position on the field for the Bulldogs, the offensive line will look to pave the way for the 2010 team. Returning four players that started all 12 games last season, the offensive line has a combined 84 career starts among the bunch.



Center J.C. Brignone

Last season, the group up front created holes as Anthony Dixon led the conference in rushing and set the school record with 1,391 rushing yards. As a whole, the Bulldogs ran for 2,731 yards, the most by a Mississippi State team since the 1974 team ran for 2,753.

It wasn't only in the running game that the offensive line gelled. In pass protection, the group allowed 16 fewer sacks than the year prior, despite the team throwing for nearly the same amount of yards.

Left tackle Derek Sherrod and center J.C. Brignone, both seniors, have emerged as the leaders of the group. Brignone has earned 23 career starts at the pivot and played in 35 contests, while Sherrod has anchored the left side down 22 times while playing in 34 games. Both Sherrod and Brignone should earn all-conference recognition in 2010, and their efforts up front will help pave the way for the Bulldog offense.

Also returning after starting each game a year ago are juniors Quentin Saulsberry and Addison Lawrence. Saulsberry shored up the left guard position in 2010 while Lawrence earned the starting spot at left tackle. Saulsberry has seen action in all 24 games of his career, while Lawrence has played in 20.

Joining the four returning starters is expecting to be sophomore Tobias Smith. Smith was slated to get the starting nod at guard a season ago before suffering a leg injury.

Phillip Freeman, Mark Melichar and D.J. Looney are all listed among the second group, but each has seen valuable playing time during their

careers. Melichar started a pair of games at left tackle during the 2008 season in place of an injured Sherrod, while Looney earned a start at center in the '08 campaign as well. Freeman saw action in 11 games a year ago, mainly on special teams.

Joining the veteran trio along the second line are youngsters Templeton Hardy and Blaine Clausell. Hardy has been in the program for two years and played in the season opener a year ago. Clausell graduated from Baker High School in Mobile in December and joined the team for spring practice.

Providing depth along the front is John McMillan, who played in all 12 games a year ago, serving on the punt team. The Bulldog front is also expecting help and development from a handful of highly touted incoming freshmen.

TIGHT ENDS

After finishing second on the team with 27 receptions a year ago, junior Marcus Green has solidified his role in Coach Mullen's spread attack. The Scooba, Miss., native returned from injury in 2008 to show his ability both as a receiver and a solid blocker from his tight end position. He earned six starts last year, only missing the opening lineup when State's offense began in a three-wideout set.

Junior Kendrick Cook also saw extensive playing time during the 2009 season and pulled in his only reception during the Georgia Tech game, but the Attalla, Ala., native has shown his ability to catch passes during practice.

Brandon Henderson and Thomas Webb will both provide depth and each has seen extensive game action. Henderson has seen action in 18 career games, while Webb saw mostly special teams action in 10 games last season.

RUNNING BACKS

There are no bigger shoes to fill on the 2010 Mississippi State roster than those left by the school's all-time leading rusher Anthony Dixon. Dixon set the career and single season marks for attempts, yards, touchdowns and a host of other categories during his standout career in Starkville. But no one player will be asked to carry the enormous load that Dixon shouldered last season.

And Dixon wasn't the lone departure from the offensive backfield, as seniors Christian Ducre and Arnil Stallworth also exhausted their eligibility after last season. To replace the departed trio, running backs coach Greg Knox will likely turn to a stable of talented, if inexperienced, runners to fill the void.

Junior Robert Elliott will likely get the first chance to start, and the highly recruited speedster out of Okalona, Miss., has the talent to star for State. Elliott has averaged 4.5 yards per carry on his 62 attempts in limited



Running Back Robert Elliott

action during his first two years.

Junior college all-American Vick Ballard will also have a chance to prove his mettle in the Bulldog backfield. Ballard rushed for 1,728 yards and 22 scores last season at Mississippi Gulf Coast CC.

Also getting a chance to tote the rock after a year of learning the system will be redshirt freshmen Montrell Conner and LaDarius Perkins. They'll be joined by a few talented incoming freshmen as

well. Walk-ons Patrick Hanrahan and Sylvester Hemphill each saw time at the fullback position last season and return to the team in 2010. Redshirt freshman William Shumpert will also see some time at the fullback position.

WIDE RECIEVERS

Coach Mullen has repeatedly stated his desire to have an eight-man rotation at the wide receiver position, and the Bulldogs have recruited the position aggressively the past two years. Only one scholarship receiver remains on the squad that was a part of the program when Mullen ar-

rived just over a year and a half ago.

Despite the lack of experience at the wideout position, a true bright spot in the passing game during the 2009 season was the emergence of Chad Bumphis. The team's leading receiver with 32 catches a year ago, Bumphis led the squad with four touchdown receptions as well. He also rushed six times and averaged 12.2 yards per carry as he became one of the biggest playmakers on the offensive side of the ball.

Joining Bumphis as the most experienced wide receiver is senior Leon Berry, who pulled in 14 catches during his first season on campus last year. Berry excelled as a returner in the kicking game, and he will look to bring his big play talents to the line of scrimmage this fall.

A pair of sophomores, Brandon Heavens and Chris Smith saw limited action last year and will be expected to develop in 2010. Heavens caught seven passes and Smith pulled in three balls a year ago.

Redshirt sophomore Charles Bailey, the "veteran" of the group, has been in the program for three seasons but has yet to make an impact on the field for the Bulldogs.

A few true freshmen that will begin their careers this fall will be called upon to provide depth at the wideout position during their initial season on campus.

QUARTERBACKS

Head coach Dan Mullen and offensive coordinator Les Koenning have each said repeatedly that playing two quarterbacks is a luxury. This year, the Bulldogs might just have that luxury with junior Chris Relf and red-shirt freshman Tyler Russell.

Relf played in 10 games a year ago and despite throwing only 41 times, led the team with five touchdown passes. But it was his ability on the

ground that really propelled the Montgomery, Ala., native into a position to compete for the starting job in 2010. Relf was the Bulldogs' second leading rusher last season, amassing 500 yards on 76 carries. His performance in the season-ending win over the in-state rival was a masterpiece as he ran for 131 yards and threw a pair of touchdowns to guide the way to victory.

Russell might have been the most highly-touted quarterback signee to arrive on campus in nearly 30 years when he joined the team last fall, but he gained a valuable year of experience as he redshirted during his true freshman campaign.

This spring, Relf and Russell both excelled at times and both are expected to see playing time during the 2010 campaign.



Wide Reciever Chad Bumphis



DEFENSE

A pair of new coaches will join a pair of veterans in leading the Bulldog defense in 2010. With new defensive coordinator Manny Diaz and co-defensive coordinator Chris Wilson, the Mississippi State defense will have a pair of the brightest young minds in all of college football. Diaz comes to Starkville from Middle Tennessee, where his Blue Raider defense finished second nationally in tackles for loss and sixth nationally in quarterback sacks last season. Wilson brings a wealth of knowledge after spending the last five seasons at Oklahoma. The Sooner defensive front finished eighth nationally against the run last season, and Wilson's bunch tied Diaz' defense for the sixth-highest number of sacks in the nation.

At State, Diaz and Wilson inherit a group that returns eight starters and a host of young talent. Last season saw 11 different players earn their first career start for the Maroon and White defense, and all 11 return for the 2010 season.

DEFENSIVE LINE

Loaded. Young. Stacked. Inexperience. Deep. Potential. Talent. Each of those words has been used in descriptions of the troops up front that Chris Wilson will be charged with mentoring. The group returns six different players that earned starts a year ago.

The unquestioned leader of the bunch will be senior Pernell McPhee. An

all-Southeastern Conference performer a year ago, McPhee led the team with 12.0 tackles for loss and 5.0 quarterback sacks.

While McPhee has proven the most on this level, he's hardly the only one with talent amongst the defensive front. Junior Sean Ferguson has earned nine starts over his first two seasons on campus, and sophomores Nick Bell, Josh Boyd and Fletcher Cox all earned starting nods a year ago.

Bell is listed as a starting defensive end opposite McPhee, and Cox and Boyd are slated to start up the middle. But the second group alongside Ferguson includes Devin Jones and big James Carmon in the middle with Johnathan McKenzie at end.

Pass rushing specialist Shane McCardell, versatile Rodney Prince and veteran Reggie Odom will each provide depth, and a group of talented freshmen could make an impact during their first season on campus.

LINEBACKERS

Replacing a fifth-year middle linebacker and defensive leader is never an easy task. But senior Chris White is ready and able to step into the void left by Jamar Chaney. White started all 12 games last season at outside linebacker and made a seamless transition to the "Mike" position during the spring. White recorded 75 tackles a year ago and could better that number from his new position in the middle.

Joining White as a familiar face in the middle of the defense will be senior K.J. Wright. Wright finished with 82 tackles and 6.5 tackles for loss in 2010, and will be considered for postseason honors following the 2010 campaign. A main leader of the defense, Wright has started 22 games at his outside linebacker position.

The third starting linebacker in Manny Diaz' 4-3 lineup will be up for grabs as fall practice begins. Sophomore Cameron Lawrence will probably get the first chance to claim the spot, but senior walk-on Emmanuel Gatling, redshirt freshman Deonte Skinner or any of several talented newcomers could claim the starting role. No matter who gets the call on the opening snap, all of those players, along with sophomores Brandon Wilson and Mike Hunt and junior Jamie Jones will provide depth both on defense and on special teams.



Defensive End Pernell McPhee



DEFENSIVE BACKS

It was feast or famine for a young group in the defensive backfield during the 2009 season. The back four helped the Mississippi State defense lead Southeastern Conference a year ago with 17 interceptions, yet finished a disappointing 11th in the conference in passing yards allowed. With a season of experience and a talented front seven that should put pressure on opposing quarterbacks, this ball-hawking group could put up remarkable numbers in 2010.

Led by junior safety Charles Mitchell, the defensive backfield returns seniors safety Zach Smith and cornerback Maurice Langston along with sophomores Damein Anderson, Corey Broomfield, Johnthan Banks and Louis Watson. Each of those seven players earned at least one start last season, and all will compete for playing time this year.

Broomfield tied for the SEC lead with six interceptions last year, and Mitchell and Banks each picked off four. Broomfield and Banks earned Freshman All-SEC accolades, and each returned two of their interceptions for defensive touchdowns.

The Bulldogs also expect veteran Wade Bonner along with Arceto Clark, Dennis Thames and Nickoe Whitely – each of whom redshirted in 2009 – to provide depth in the defensive backfield.

SPECIAL TEAMS


When the head football coach also serves as the special teams coordinator, an emphasis is placed on that area of the game. It was evident last season when the Bulldogs finished second in the Southeastern Conference in kickoff return average and doubled their punt return output from the season prior that head coach Dan Mullen's attention to that aspect of the game had made an effect.

The Bulldogs return every key part of its special teams from a year ago, including a pair of kickers that saw extensive playing time. Senior Sean Brauchle began the year as the kicker, but a midyear injury allowed junior Derek DePasquale to step in and do an admirable job. Brauchle made six consecutive field goals in the first half of the season, and DePasquale hit 10-of-12 down the stretch.

Senior Heath Hutchins handled every punt a year ago and forced 22 to be fair caught. He also placed 11 inside the opponent's 20 yard line. Red-shirt freshman Baker Swedenburg should provide depth, as he enjoyed a solid spring.

Senior Aaron Feld will begin his fourth year of handling all snapping duties for the Bulldogs and has been a consistent presence since his arrival on campus.

In the return game, a pair of gamebreakers will be waiting deep. Leon Berry became the first Mississippi State player to record 1,000 yards in kickoff returns in a single season a year ago, returning 38 kicks for 1,015 yards. Chad Bumphis proved to be equally capable as a return man, and both are expected to return boots at some point during the season.



Safety Charles Mitchell



Punt Returner Leon Berry

MEDIA INFORMATION

MISSISSIPPI STATE

2010 BULLDOGS

HISTORY

RECORDS



DAMEIN ANDERSON #26

JUNIOR | DEFENSIVE BACK
5-11 | 195
2L

HAZLEHURST, MISS. (HAZLEHURST)

CAREER: Enters his junior season in the mix for a starting cornerback job ... Has played in 22 games in the secondary and on special teams ... Earned five starts at cornerback during his sophomore season ... Picked off one pass against Vanderbilt a year ago ... Has made 22 tackles, including two for loss (minus 21 yards) and five pass deflection during his still-young career ... Also credited with two kickoff returns (38 yards) ... Came to MSU after a standout high school career as a quarterback and defensive back ... Selected to play in the Mississippi/Alabama All-Star Classic.

2009: Saw playing time in 11 games during his sophomore season ... Missed only the Arkansas game due to injury ... Credited with 16 total tackles on the year ... Returned one kickoff for 23 yards ... Earned first career start in the season opener against Jackson State ... Recorded four total tackles with a tackle for loss against the Tigers ... Earned the 16-yard tackle for loss on a failed punt attempt ... Posted four tackles with a pass breakup at Auburn ... Intercepted his first career pass at Vanderbilt, returning it four yards ... Also tallied three tackles against Vandy ... Recorded two tackles against LSU ... Posted a pair of stops with a quarterback hurry against Houston ... Recorded one tackle against Florida ... Finished the season with a two-tackle game in the Egg Bowl victory.

2008: Played in all but one game (11 of 12) as a redshirt freshman ... Saw action in all but the Week 11 win over Arkansas ... Made six tackles, including one tackle for loss (minus 5 yards) and a pass deflection on the year ... Also returned one kickoff (15 yards) ... Saw the first action of his redshirt freshman season at Louisiana Tech in the season opener ... Registered a pair of tackles and had a 15-yard kickoff return in Ruston ... Added a pass deflection one week later in the Bulldogs' home-opening win over Southeastern Louisiana ... Had one hit in State's SEC opener vs. Auburn ... Added another hit one week later at Georgia Tech, a 5-yard tackle for loss ... Made one more stop in Week 7 at Tennessee ... Finished the season with one hit at Ole Miss.

2007: Redshirted his true freshman season.

HIGH SCHOOL: Selected to play in the Mississippi/Alabama All-Star Classic ... Listed as the No. 52 cornerback prospect in the country by ESPN.com ... Rated the No. 24 prospect in the state of Mississippi, regardless of position, by Super-

DAMEIN ANDERSON'S CAREER DEFENSIVE STATS									
YEAR	G/GS	TT	UT	AT	TFL-YDS	SCK-YDS	FF/FR	PD	INT-YD
2008	11/0	6	2	4	1.0-5	0.0-0	0/0	1	0-0
2009	11/5	16	13	3	1.0-16	0.0-0	0/0	3	1-4
TOTALS	22/5	22	15	7	2.0-21	0.0-0	0/0	4	1-4

DAMEIN ANDERSON'S GAME-BY-GAME DEFENSIVE STATS							
DATE	OPPONENT	TT	UT	AT	PBU	INT	INT-YDS
8/30/08	at Louisiana Tech	2	0	2	0	0	0-0
9/6/08	SOUTHEASTERN LOUISIANA	0	0	0	1	0	0-0
9/13/08	AUBURN	1	1	0	0	0	0-0
9/20/08	at Georgia Tech	1	1	0	0	0	0-0
9/27/08	at LSU	0	0	0	0	0	0-0
10/11/08	VANDERBILT	0	0	0	0	0	0-0
10/18/08	at Tennessee	1	0	1	0	0	0-0
10/25/08	MIDDLE TENNESSEE	0	0	0	0	0	0-0
11/1/08	KENTUCKY	0	0	0	0	0	0-0
11/15/08	at Alabama	0	0	0	0	0	0-0
11/28/08	at Ole Miss	1	0	1	0	0	0-0
9/5/09	* JACKSON STATE	4	2	2	0	0	0-0
9/12/09	* at Auburn	2	2	0	1	0	0-0
9/19/09	* at Vanderbilt	3	3	0	0	1	1-4
9/26/09	* LSU	2	1	1	0	0	0-0
10/3/09	GEORGIA TECH	0	0	0	1	0	0-0
10/10/09	* HOUSTON	2	2	0	0	0	0-0
10/17/09	at Middle Tennessee	0	0	0	0	0	0-0
10/24/09	FLORIDA	1	1	0	0	0	0-0
10/31/09	at Kentucky	0	0	0	0	0	0-0
11/14/09	ALABAMA	0	0	0	0	0	0-0
11/28/09	OLE MISS	2	2	0	1	0	0-0

Prep Recruiting Magazine in its season-ending All-America issue, the second-best cornerback on the list ... Ranked among the top 25 players in the state of Mississippi by the Jackson Clarion-Ledger following his senior season, one of the top two defensive backs in the state ... Earned first-team, all-state mention in Class 3A by the Mississippi Association of Coaches at free safety ... Credited with running a 4.5 in the 40-yard dash by both the Scout.com and Rivals.com recruiting web sites ... Helped lead head coach Vernon Perry's Hazlehurst High team to a two-year mark of 24-3 during his junior and senior campaigns ... Hazlehurst was 10-3 during his senior campaign after posting a 14-0 record and the 2005 Class 3A state championship one year prior ... Went both ways for the Indians, playing quarterback on offense and cornerback on defense ... Accounted for 1,080 total yards as the team's QB, passing for 553 yards, rushing for 527 yards, and scoring 15 touchdowns ... Also helped pace a defense that held eight of its opponents scoreless ... Rushed nine times for 111 yards and a touchdown in the title game ... Committed to MSU in March 2006.

PERSONAL: Born Damein Fitzgerald Anderson, 11-7-88, in Hazlehurst, Miss... Son of Mr. Ronnie Anderson and Ms. Vanessa Jones.



CHARLES #83 BAILEY

SOPHOMORE | WIDE RECEIVER
6-1 | 185
SQ
ST. AUGUSTINE, FLA. (BARTRAM TRAIL)

CAREER: Young receiver will compete for a spot in the rotation during his sophomore season ... Came to Mississippi State after a solid high school career in the Florida prep ranks.

2009: Saw only playing time of season in the season opener against Jackson State.

2008: Sat out the season as a true freshman redshirt.

HIGH SCHOOL: Credited with running a 4.57 in the 40-yard dash by recruiting web site Scout.com ... Ranked No. 134 on Scout's list of the nation's top wide receivers ... Named honorable mention, All-First Coast at wide receiver by the Florida Times Union newspaper ... Helped lead head coach Darrell Sutherland's Bartram Trail High School team to back-to-back Class 5A District 2 championships during his sophomore and junior seasons and to the state semifinals during his senior campaign ... He caught a 42-yard touchdown pass with 36 seconds left in regulation to send the Bears into overtime of that state semifinal game as a senior ... Had 32 catches for 495 yards, a 15.5-yard average, and three touchdowns during his senior campaign ... Made 24 receptions for 282 yards, a 11.8-yard per catch average, and two touchdowns, during his junior season ... Solid student in the high school classroom with a 3.38 grade point average ... Other top scholarship offer: Indiana ... Committed to MSU in July 2007.

PERSONAL: Born Charles Walker Bailey, 5-26-90 ... Son of Mr. and Mrs. Charles Bailey Sr... His father is a longtime National Football League scout.



MEDIA INFORMATION

MISSISSIPPI STATE

2010 BULLDOGS

HISTORY

RECORDS



JOHNTHAN BANKS #13

SOPHOMORE | DEFENSIVE BACK
 6-2 | 180
 1L
 MABEN, MISS. (EAST WEBSTER)

CAREER: Made an immediate impact in the Bulldog defensive backfield during his true freshman season ... Provided a highlight of the 2009 season with 100 interception return for touchdown against Florida ... Versatile athlete that could see action at several different defensive positions in 2010.


2009: Named Freshman All-Southeastern Conference by the league's coaches ... Earned SEC Freshman of the Week following the Florida game ... Played in all 12 games during his true freshman season on campus ... Saw action mainly on special teams until an opportunity to start in Week 6 ... Started each of the last seven games after entering the lineup ... Posted six tackles against Houston, his first defensive action ... Intercepted a pair of passes against Middle Tennessee the following week ... Intercepted a pair of Tim Tebow passes and returned both for touchdowns against Florida ... His 100-yard return on the final play of the first half was one of the biggest moments of the 2009 season ... Recorded a career-best seven tackles against Alabama.

HIGH SCHOOL: Considered the No. 63 "athlete" prospect in the country by national recruiting web site Rivals.com ... That site also regarded him as the No. 23 prospect in the state of Mississippi ... Rated the No. 69 safety prospect in the country by national recruiting web site Scout.com following his senior season ... Credited with running a 4.6 in the 40-yard dash by national recruiting web site ESPN.com ... Named second-team, all-state in all classifications at linebacker by the Jackson Clarion-Ledger following his senior season ... Rated with the top 40 high school prospects in the state of Mississippi by the Jackson Clarion-Ledger following his senior season ... Accounted for 1,740 yards of total offense and 17 touchdowns while playing quarterback for head coach Jimmy Carden at East Webster High School in Maben, Miss. ... Also starred on the defensive side of the ball, making 35 tackles and seven pass interceptions during his senior season ... As a junior, he rushed for 16 touchdowns as a running back and recorded two pass interceptions in the defensive secondary ... Once returned three punts for touchdowns in a single game for the Wolverines ... Played for his high school varsity team since the eighth grade ... Led his prep baseball team to state championships in Class 1-A during his freshman and junior campaigns ... Also played basketball on the high school level ... Committed to Mississippi State in April 2008.

PERSONAL: Born Johnthan Shuntay Banks, 10-3-89 ... Grandson of Mrs. Maggie Banks.

JOHNTHAN BANKS' CAREER DEFENSIVE STATS									
YEAR	G/GS	TT	UT	AT	TFL-YDS	SCK-YDS	FF/FR	PD	INT-YD
2009	12/7	33	20	13	0.0-0	0.0-0	0/0	7	4-145
TOTALS	12/7	33	20	13	0.0-0	0.0-0	0/0	7	4-145

JOHNTHAN BANKS' GAME-BY-GAME DEFENSIVE STATS						
DATE	OPPONENT	TT	UT	AT	PBU	INT-YDS
9/5/09	JACKSON STATE	0	0	0	0	0-0
9/12/09	at Auburn	0	0	0	0	0-0
9/19/09	at Vanderbilt	0	0	0	0	0-0
9/26/09	LSU	0	0	0	0	0-0
10/3/09	GEORGIA TECH	0	0	0	0	0-0
10/10/09	* HOUSTON	6	5	1	0	0-0
10/17/09	* at Middle Tennessee	4	0	4	1	2-25
10/24/09	* FLORIDA	6	2	4	0	2-120
10/31/09	* at Kentucky	5	3	2	1	0-0
11/14/09	* ALABAMA	7	3	4	1	0-0
11/21/09	* at Arkansas	2	0	2	0	0-0
11/28/09	* OLE MISS	3	3	0	0	0-0





NICK #36 BELL

SOPHOMORE | DEFENSIVE LINEMAN
 6-3 | 265
 1L
 BESSEMER, ALA. (JESS LANIER)

CAREER: Listed as a starter at defensive end headed into the fall ... Played in all 12 games during his redshirt freshman campaign ... Recorded 15 total tackles with 2.5 tackles for loss (3 yards) during his still-young career.

2009: Played in all 12 games and earned a pair of starts during his redshirt freshman season ... Totaled 15 tackles with 2.5 coming behind the line of scrimmage ... Posted at least one stop in 11 of 12 contests ... Recorded a season-best three tackles against Georgia Tech ... Started at defensive end against the Yellow Jackets and also in win at Vanderbilt ... Recorded one half-sack against Florida.

2008: Sat out the year as a true freshman redshirt.

HIGH SCHOOL: Credited with running a 4.6 in the 40-yard dash by recruiting web site Scout.com ... Named honorable mention all-metro by the Birmingham News as a linebacker ... Helped lead head coach Jerry Dismuke's Jess Lanier High School team in Bessemer, Ala., to a 10-3 overall record as a senior and into the second round of the state playoffs before losing to eventual Class 5A champion St. Paul's Episcopal ... Made 70 tackles in just six games as a senior for the Tigers ... Began his high school career at Adamsville (Ala.) Minor High School ... Solid student on the high school level with a 2.80 grade point average ... Committed to MSU in November 2007.

PERSONAL: Born Nicholas L. Bell, 6-25-90 ... Son Ms. Linda Bell.

NICK BELL'S CAREER DEFENSIVE STATS									
YEAR	G/GS	TT	UT	AT	TFL-YDS	SCK-YDS	FF/FR	PD	INT-YD
2009	12/2	15	5	10	2.5-3	0.5-1	0/0	0	0-0
TOTALS	12/2	15	5	10	2.5-3	0.5-1	0/0	0	0-0

NICK BELL'S GAME-BY-GAME DEFENSIVE STATS						
DATE	OPPONENT	TT	UT	AT	TFL-YDS	SCK-YDS
9/5/09	JACKSON STATE	1	0	1	0-0.0	0-0
9/12/09	at Auburn	1	0	1	0-0.0	0-0
9/19/09	* at Vanderbilt	2	0	2	0-0.0	0-0
9/26/09	LSU	1	0	1	0-0.0	0-0
10/3/09	* GEORGIA TECH	3	1	2	0.5-0	0-0
10/10/09	HOUSTON	1	0	1	0-0.0	0-0
10/17/09	at Middle Tennessee	0	0	0	0-0.0	0-0
10/24/09	FLORIDA	2	1	1	0.5-1	0.5-1
10/31/09	at Kentucky	1	0	1	0-0.0	0-0
11/14/09	ALABAMA	1	1	0	1.0-2	0-0
11/21/09	at Arkansas	1	1	0	0-0.0	0-0
11/28/09	OLE MISS	1	0	1	0.5-0	0-0





LEON BERRY #9

SENIOR | WIDE RECEIVER
6-0 | 205
1L
GRIFFIN, GA. (EAST MISSISSIPPI CC)

CAREER: Expected to be one of the Bulldogs' key playmakers in both the return game and as a receiver in 2010 ... Made an immediate impact during his first year on campus ... Set a school record with 1,015 kickoff return yards on the year ... Came to Mississippi State after a standout junior college career at East Mississippi.

2009: Played in all 12 games during his first season, earning three starts at wide receiver ... Excelled as the team's top kick returner ... Set the Mississippi State single-season record with 1,015 kickoff return yards ... His total kickoff return yards marked the second-highest single-season tally in SEC history ... Finished ranked 21st nationally and 4th in the SEC with an average return of 26.7 ... Broke onto the scene with 246 all-purpose yards against Auburn in the second game of the season ... The single-game tally was the sixth-highest in school history at the time ... Returned four punts for 53 yards against Vanderbilt, including a season-best 35 yard return ... Brought back a kickoff for an 89-yard touchdown against Georgia Tech, the first MSU player to return a kickoff for TD since 2003 ... Caught 14 passes for 170 yards on the season, including career highs of four receptions for 60 yards at Auburn.

JUNIOR COLLEGE: Named second-team junior college all-America by the National Junior College Athletic Association ... Two-time first-team, all-Region XXIII selection as a return specialist ... Two-time, first-team, all-state at wide receiver ... Caught 59 passes for 1,003 yards, a 17.0-yard average, and nine touchdowns during his junior college career at East Mississippi Community College for head coach Buddy Stephens ... Also returned 43 kickoffs for 1,126 yards, a 26.2-yard average, and two touchdowns, during his JC career ... Also credited with 10 punt returns for 129 yards and another score ... Ranked 13th nationally in receiving, he caught 39 passes for 661 yards, a 16.9-yard average, and five touchdowns during his sophomore season ... Also led the Mississippi Association of Junior and Community Colleges with 19 kickoff returns for 485 yards, a 25.5-yard average, and another TD ... Also had all 10 career punt returns for 129 yards and one touchdown during his final JC campaign ... Caught 20 passes for 342 yards, a 17.1-yard average, and four touchdowns during his freshman season at EMCC ... Also returned 24 kickoffs for 641 yards, a 26.7-yard average, and another touchdown ... Helped East Mississippi Community College to an 8-2 record and national No. 10 ranking as a sophomore.

HIGH SCHOOL: Started for three seasons as a running back and cornerback at Griffin (Ga.) High School ... Helped the Bears to a 22-3 record during his final two prep seasons ... Griffin finished third in the state during his junior and senior seasons, ending his senior campaign with an 11-2 mark.

PERSONAL: Born Leon Berry, 1/21/88, in Griffin, Ga... Son of Mr. Leon Berry and Ms. Magnolia Berry ... Once featured in Sport's Illustrated Faces in the Crowd ... Voted Mr. EMCC by the student body.

LEON BERRY'S CAREER RECEIVING STATS						
YEAR	G/GS	CGT	YDS	AVG.	TD	LP/OPPONENT
2009	12/3	14	170	12.1	0	32 / Auburn
TOTALS	12/3	14	170	12.1	0	32 / AUBURN

LEON BERRY'S GAME-BY-GAME RECEIVING STATS						
DATE	OPPONENT	REC	YARDS	AVG	TD	LONG
9/5/09	JACKSON STATE	0	0	—	0	—
9/12/09	at Auburn	4	60	15.0	0	32
9/19/09	* at Vanderbilt	3	17	5.7	0	7
9/26/09	* LSU	3	42	14.0	0	22
10/3/09	GEORGIA TECH	2	17	8.5	0	14
10/10/09	HOUSTON	2	34	17.0	0	19
10/17/09	at Middle Tennessee	0	0	—	0	—
10/24/09	FLORIDA	0	0	—	0	—
10/31/09	at Kentucky	0	0	—	0	—
11/14/09	ALABAMA	0	0	0	0	10
11/21/09	* at Arkansas	0	0	—	0	—
11/28/09	OLE MISS	0	0	—	0	—

LEON BERRY'S CAREER KICK RETURN STATS						
YEAR	G/GS	NO	YDS	AVG	TD	LP/OPP
2009	12/3	38	1015	26.7	1	89 / Georgia Tech
TOTALS	12/3	38	1015	26.7	1	89 / GEORGIA TECH

LEON BERRY'S GAME-BY-GAME KICK RETURN STATS						
DATE	OPPONENT	RET	YARDS	AVG	TD	LONG
9/5/09	JACKSON STATE	1	38	38.0	0	38
9/12/09	at Auburn	7	186	26.6	0	34
9/19/09	* at Vanderbilt	2	32	16	0	21
9/26/09	* LSU	5	94	18.8	0	28
10/3/09	GEORGIA TECH	3	145	48.3	1	89
10/10/09	HOUSTON	1	30	30	0	30
10/17/09	at Middle Tennessee	2	28	14	0	17
10/24/09	FLORIDA	7	184	26.3	0	41
10/31/09	at Kentucky	3	64	21.3	0	35
11/14/09	ALABAMA	2	98	49	0	78
11/21/07	* at Arkansas	1	24	24	0	24
11/28/09	OLE MISS	4	92	23	0	28

LEON BERRY'S CAREER PUNT RETURN STATS						
YEAR	G/GS	NO	YDS	AVG	TD	LP/OPP
2009	12/3	9	69	7.7	0	35 / Vanderbilt
TOTALS	12/3	9	69	7.7	0	35 / VANDERBILT

LEON BERRY'S GAME-BY-GAME PUNT RETURN STATS						
DATE	OPPONENT	RET	YARDS	AVG	TD	LONG
9/5/09	JACKSON STATE	1	-1	-1	0	0
9/12/09	at Auburn	0	0	0	0	0
9/19/09	* at Vanderbilt	4	53	13.3	0	35
9/26/09	* LSU	1	6	6	0	6
10/3/09	GEORGIA TECH	0	0	0	0	0
10/10/09	HOUSTON	1	6	6	0	6
10/17/09	at Middle Tennessee	1	3	3	0	3
10/24/09	FLORIDA	0	0	0	0	0
10/31/09	at Kentucky	0	0	0	0	0
11/14/09	ALABAMA	1	2	2	0	2
11/21/07	* at Arkansas	0	0	0	0	0
11/28/09	OLE MISS	0	0	0	0	0



WADE BONNER #7

JUNIOR | DEFENSIVE BACK
5-10 | 200
2L
MASON, TENN. (FAYETTE WARE)

CAREER: Has played in 20 games during his career at Mississippi State ... Saw action on special teams and as a reserve in the defensive backfield 2009 ... Made the move from offense to the defensive side of the ball prior to the 2009 season ... Standout two-way player in the Memphis high school ranks, who excelled at both cornerback and wide receiver.

2009: Played in 10 games, earning a pair of starts as the fifth defensive back ... Recorded 20 total tackles with a career-best five against Houston ... Earned starting calls in Week 3 at Vanderbilt and Week 6 against Houston ... Returned three kickoffs for 43 yards, including two for 28 against LSU ... Posted four tackles against both Jackson State and Vanderbilt.

2008: Played in all 12 games during his redshirt freshman season ... Rushed seven times for 12 yards, a 1.4-yard average ... Also caught one pass (6 yards) ... Returned six kickoffs for 106 yards, a 17.7-yard per return average ... Assumed the role of deep kick returner in his redshirt freshman season opener at Louisiana Tech ... Credited with three returns for 64 yards, a 21.3-yard average, in Ruston .


2007: Redshirted his true freshman season.

HIGH SCHOOL: Considered a top 5 recruit in Memphis by the Commercial Appeal newspaper ... Credited with running a 4.48 in the 40-yard dash by national recruiting web site Scout.com ... Rated the No. 19 prospect in Tennessee by recruiting web site Rivals.com, the state's top-ranked defensive back ... Played running back, wide receiver and defensive back for head coach Tim Thompson at Fayette Ware High School in Somerville, Tenn., in the greater Memphis area ... Also handled all punt and kickoff returns ... Helped lead the Wildcats to the first round of the state playoffs for the first time in 10 years ... Made 63 tackles and had an interception on defense, while accounting for 2,380 yards and 18 touchdowns during his senior campaign ... Rushed 76 times for 726 yards, a 9.6-yard per carry average and 10 touchdowns, and caught 30 passes for 588 yards, a 19.6-yard average, and three more scores ... Had 85 pass receptions and nine interceptions during his junior season ... Other top scholarship offer: Arkansas ... Committed to MSU in December 2006.

PERSONAL: Born Wade M. Bonner Jr., 8-5-88, in Memphis, Tenn... . Son of Mr. and Mrs. Wade Bonner Sr.

WADE BONNER'S CAREER DEFENSIVE STATS									
YEAR	G/GS	TT	UT	AT	TFL-YDS	SCK-YDS	FF/FR	PD	INT-YD
2009	10/2	20	15	5	0.0-0	0.0-0	0/0	0	0-0
TOTALS	10/2	20	15	5	0.0-0	0.0-0	0/0	0	0-0

WADE BONNER'S GAME-BY-GAME DEFENSIVE STATS							
DATE	OPPONENT	TT	UT	AT	PBU	INT-YDS	
9/5/09	JACKSON STATE	4	4	0	0	0-0	
9/12/09	at Auburn	2	1	1	0	0-0	
9/19/09	* at Vanderbilt	4	1	3	0	0-0	
9/26/09	LSU	3	2	1	0	0-0	
10/10/09	* HOUSTON	5	5	0	0	0-0	
10/17/09	at Middle Tennessee	1	1	0	0	0-0	
10/24/09	FLORIDA	0	0	0	0	0-0	
11/14/09	ALABAMA	0	0	0	0	0-0	
11/21/09	at Arkansas	0	0	0	0	0-0	
11/28/09	OLE MISS	1	1	0	0	0-0	





MEDIA INFORMATION



JOSH BOYD #97

SOPHOMORE | DEFENSIVE LINEMAN
6-3 | 295
1L
PHILADELPHIA, MISS. (PHILADELPHIA)

MISSISSIPPI STATE

CAREER: Made an immediate impact on the field as a true freshman ... Played in 12 games during his first year on campus ... Credited with 17 tackles on the season ... Slated to be a starter at defensive tackle heading into his sophomore season.

2009: Played in all 12 games as a true freshman ... Also earned starts at defensive tackle against Kentucky, Alabama and Arkansas ... Posted a career-high five tackles against Georgia Tech in Week 5 ... Had a pair of total tackles in five different games during his first year ... Closed out his first year on campus with at least one stop in the final five games.

HIGH SCHOOL: Selected to play for the East squad in the U.S. Army All-America Bowl game in San Antonio, Texas ... After a week of practice in which he caught scouts' attention, he had four tackles in the all-star game ... Rated the No. 12 defensive tackle prospect in the country by national recruiting web site Scout.com ... Credited with running a 4.85-second 40-yard dash and a 385-pound bench press by that web site ... That service also says he has a 560-pound squat ... Listed No. 15 on national recruiting web site Rivals.com ranking of the nation's top defensive tackle prospects ... Listed No. 23 on Super Prep Magazine's ranking of the top defensive linemen in the country in its post-season All-America issue ... Ranked No. 5 on the Jackson Clarion-Ledger's list of the 10 most wanted high school prospects in the state of Mississippi, the top-ranked interior defensive lineman on the list ... Rated No. 6 on Rivals.com ranking of the state of Mississippi's top prospects, the highest listed defensive tackle ... Named first-team, all-state on the defensive line by the Jackson Clarion-Ledger newspaper for all classifications ... Called the state's most highly sought after interior defensive lineman by that publication ... Chosen to play in the Mississippi-Alabama High School All-Star game following his senior season ... Helped head coach Teddy Dyess Philadelphia (Miss.) High School team to a 9-3 record during his senior campaign and into the second round of the state playoffs ... Posted 112 tackles during his senior season, with seven quarterback sacks and six other tackles for loss ... Also credited with three fumble recoveries and a blocked kick ... Selected to the G&W Recruiting Report's Pre-season Top 250 prospects nationally, one of the top 50 defensive ends on the list ... Selected to the Jackson Clarion-Ledger Dandy Dozen, symbolic of being one of the top 12 players in the state of Mississippi ... Named first-team, all-state in the Class 3A division by the Jackson Clarion-Ledger, second-team all-state in all classifications, following his junior season ... Made 154 tackles, including 27 for loss, and eight quarterback sacks during his junior season for head coach Teddy Dyess at Philadelphia (Miss.) High School ... Also blocked two punts and two extra-points in that junior year ... Other top scholarship offers: LSU, Alabama, Auburn, Tennessee, Ole Miss, Florida State, Michigan and Miami ... Committed to MSU in July 2008.

PERSONAL: Born Joshua Caleb Boyd, 8-3-89 ... Son of Mr. and Mrs. Roger Boyd.

JOSH BOYD'S CAREER DEFENSIVE STATS									
YEAR	G/GS	TT	UT	AT	TFL-YDS	SCK-YDS	FF/FR	PD	INT-YD
2009	12/3	17	8	9	0.0-0	0.0-0	0/0	0	0-0
TOTALS	12/3	17	8	9	0.0-0	0.0-0	0/0	0	0-0

JOSH BOYD'S GAME-BY-GAME DEFENSIVE STATS							
DATE	OPPONENT	TT	UT	AT	TFL-YDS	SCK-YDS	
9/5/09	JACKSON STATE	2	1	1	0-0.0	0-0	
9/12/09	at Auburn	2	1	1	0-0.0	0-0	
9/19/09	at Vanderbilt	0	0	0	0-0.0	0-0	
9/26/09	LSU	0	0	0	0-0.0	0-0	
10/3/09	GEORGIA TECH	5	3	2	0-0.0	0-0	
10/10/09	HOUSTON	0	0	0	0-0.0	0-0	
10/17/09	at Middle Tennessee	0	0	0	0-0.0	0-0	
10/24/09	* FLORIDA	2	0	2	0-0.0	0-0	
10/31/09	* at Kentucky	2	2	0	0-0.0	0-0	
11/14/09	ALABAMA	2	1	1	0-0.0	0-0	
11/21/09	* at Arkansas	1	0	1	0-0.0	0-0	
11/28/09	OLE MISS	1	0	1	0-0.0	0-0	

2010 BULLDOGS

HISTORY

RECORDS





SEAN BRAUCHLE #37

SENIOR | PLACE KICKER

5-10 | 180

1L

BILOXI, MISS. (MISSISSIPPI GULF COAST CC)

CAREER: Earned the starting kicker job but missed the final half of the 2009 season with injury ... Expected to compete for the starting role during his senior season ... Made 6-of-9 field goal attempts and converted all 12 of his point after attempts ... Joined the Mississippi State football program in January 2009 and participated in spring drills ... Came to State following an all-star junior college career in the state's junior college ranks.

2009: Earned the starting placekicking job during August practices ... Connected on six straight attempts after struggling in the season opener ... Missed his first two field goal tries before finally connecting on a 25-yarder in the opener against Jackson State ... Settled into his role and converted three field goals including a 49-yarder in wet conditions at Vanderbilt ... Suffered season-ending injury on a missed attempt against Georgia Tech.


JUNIOR COLLEGE: Two-time junior college all-America ... Earned first-team, all-America honors by the National Junior College Athletic Association ... Also selected first-team, all-Region XXIII place-kicker by the Mississippi Association of Community and Junior Colleges ... Led Gulf Coast to back-to-back state junior college titles and a 22-2 overall record ... Connected on 14-of-19 field goal attempts, including a season-long and school-best 55-yarder, and 55 of 57 points after touchdown during his sophomore season ... His 97 total points led the nation's junior college in that category ... Named pre-season, first-team, all-America by the National Junior College Athletic Association prior to his sophomore season ... Earned first-team, all-America by both the NJCAA and the JC Gridwire ... Made 19-of-25 field goal attempts as a freshman place-kicker for head coach Steve Campbell at Mississippi Gulf Coast Community College ... Made a then-school record 52-yard field goal ... Helped the Bulldogs to a 12-0 overall record and a share of the national junior college championship ... Other top scholarship offer: Hawaii.

HIGH SCHOOL: Played running back, defensive back and place-kicker for head coach Rocky Gaudin at Mercy Cross High School in Biloxi, Miss... Helped Mercy Cross to a three-year, 20-7 record including playoff berths in his final two prep seasons ... Named first-team, all-state following his junior and senior seasons as a place-kicker ... As a senior for the Crusaders, 60 of his 72 kickoffs resulted in touch-back ... Also named all-district as a running back ... Also an honor roll student in the high school classroom.

PERSONAL: Born Sean Michael Brauchle, 2/3/89, in Biloxi, Miss... Son of Mr. and Mrs. John Brauchle ... His father also played football at Mississippi Gulf Coast Community College.

SEAN BRAUCHLE'S CAREER KICKING STATS						
YEAR	G/GS	PAT/ATT	PCT.	FG/ATT	PTS.	LONG/OPP.
2009	5/5	12-12	1.000	6-9	30	49/Vanderbilt
TOTALS	5/5	12-12	1.000	6-9	30	49/Vanderbilt

SEAN BRAUCHLE'S GAME-BY-GAME KICKING STATS						
DATE	OPPONENT	PAT/ATT	FG/ATT	PTS	LONG	
9/5/09	* JACKSON STATE	5-5	1-3	8	25	
9/12/09	* at Auburn	3-3	1-1	6	29	
9/19/09	* at Vanderbilt	0-0	3-3	9	49	
9/26/09	* LSU	3-3	1-1	6	22	
10/3/09	* GEORGIA TECH	1-1	0	1	-	





J.C. **BRIGNONE** #70

SENIOR | OFFENSIVE LINEMAN
6-1 | 300
3L

PASS CHRISTIAN, MISS. (ST. STANISLAUS)

CAREER: Has played in 35 of a possible 37 games during his Mississippi State career on the offensive line, starting 24 times ... Last season, started all 12 games at center ... In 2008, Started 11 games at center and one at offensive guard ... After practicing on both sides of the ball during his redshirt freshman season, he settled in at offensive guard ... Came to Starkville as a standout two-way prep lineman, initially in the Mississippi High School ranks and then in Georgia when Hurricane Katrina displaced his family for his senior campaign.

2009: Became vocal leader of an offensive line that paved the way for the Southeastern Conference's leading rushing attack (227.6 yards per game) ... Started all 12 games at the center position ... Played 65 snaps and posted an 80 percent grade with six knockdowns against Jackson State ... Posted a team-high 86 percent with three knockdowns against Auburn ... Helped pave the way for State to rush for 260 yards against Vanderbilt, posting an 81 percent blocking grade ... Recorded an 87% grade with six knockdowns while playing all 87 snaps against LSU ... Led the team with a remarkable 95 percent against Georgia Tech ... Helped State rush for 209 yards on 38 carries ... Again played every snap and tied for the team lead with an 87 percent grade against Houston ... Also credited with six knockdowns ... Played in every snap for the sixth straight game as State ran for 178 yards and three scores against Middle Tennessee ... Graded out at 90 percent against Kentucky with seven knockdowns as he helped pave the way for Anthony Dixon to run for 252 yards and State to rush for 348 and three touchdowns ... Recorded an 82 percent blocking grade against Alabama, often facing defensive standouts Terrance Cody and Ronaldo McClain ... Helped clear the path as Mississippi State rushed for 114 yards against Alabama, becoming only the second team to eclipse the 100-yard mark against the Tide this season ... Recorded a 91 percent blocking grade against Arkansas as State rushed for 327 yards, the most by a Bulldog team since 2004 ... Racked up a 93 percent grade in the season finale win over the Bulldogs in-state rival ... State ran for more than 300 yards for the third time in four games, punishing the Rebel defense with 59 carries for 317 yards.

2008: Started all 12 games on the offensive line for the Bulldogs, 11 times at the center position and once at offensive guard ... Was on the field for 65 of a possible 72 offensive snaps at Louisiana Tech in the season lidlifter, his first career start ... Tallied a 78 percent blocking grade with five knockdown blocks in Ruston ... Turned in a team-high 89 percent blocking grade on 55 offensive snaps one week later in the Bulldogs' home-opening win over Southeastern Louisiana ... Was second on the club with seven will-breaker blocks ... Was on the field for all 61 offensive plays against Auburn in the SEC opener ... Tallied a team-best 83 percent blocking grade with a line-high nine pancake blocks ... Turned in an 80 percent blocking grade one week later at Georgia Tech, tying for second on the club with six knockdown blocks ... Was on the field for all 59 offensive snaps at LSU in Week 5 ... Finished second on the line with an 83 percent blocking grade ... Played all 73 offensive snaps in the Bulldogs' 17-14 win over Vanderbilt, despite missing practice time most of the week due to injury ... Tallied an impressive 85 percent blocking mark against the Commodores with a team-best 10 knockdown blocks ... Went all 63 plays and had a 77 percent blocking mark in Week 7 at Tennessee ... Went all 64 offensive snaps and graded out at a team-best 88 percent mark against Middle Tennessee at homecoming ... Moved over to left guard for State's Week 10 game at Alabama and went all 57 snaps at his new position ... Tallied a team-best 81 percent blocking score against the Crimson Tide ... Was on the field for all 76 offensive snaps in the team's Week 11 victory over Arkansas, scoring an 85 percent blocking mark ... Credited with five knockdown blocks against the Razorbacks ... Started in the season finale at Ole Miss.

2007: Played in 11 games during his redshirt freshman season, seeing action as a reserve at offensive guard from the season's outset ... Only missed playing time during Week 3 game at Auburn and in the Week 5 contest at South Carolina ... Logged increased playing time as the season developed ... Settled in at offensive

guard during pre-season camp and moved to second on the depth chart after missing substantial time the previous spring with a shoulder injury ... Was on the field for 12 offensive snaps in State's season opener vs. LSU ... Scored an 81 percent blocking grade against the Tigers ... Was again on the field for 12 plays one week later in the team's win at Tulane ... Turned in a solid 82 percent blocking mark in the victory over the Green Wave ... Recorded two perfect snaps in State's Week 4 win over Gardner-Webb ... Added two more flawless snaps two weeks later in the Bulldogs' 30-13 win over UAB ... Was on the field for six mid-game snaps against Tennessee in Week 7 ... Had an 83 percent blocking mark with a pair of knockdown blocks against the Volunteers ... Beginning with MState's Week 8 game against West Virginia, he began seeing more field time and he responded with a blocking grade just over 80 percent for the remainder of the season ... Saw substantial work for the first time at West Virginia in Week 8 ... Was on the field for 23 offensive plays against the Mountaineers, scoring an 86 percent blocking grade with three pancake blocks ... Played 26 snaps at Kentucky in Week 9, scoring an 88 percent blocking mark, a grade that tied for the team lead ... Recorded three will-breaker blocks against the nationally ranked Wildcats ... Was on the field for nearly half the game (31 of 66 offensive snaps) in MSU's Week 10 victory over No. 21-ranked Alabama, the most snaps of his redshirt freshman campaign ... Recorded five knockdown blocks against the Crimson Tide ... Played 30 snaps (out of 85) at Arkansas in Week 11 ... Had a 77 percent blocking grade against the Razorbacks with three pancake blocks ... Was on the field for 24 snaps in the Bulldogs' 17-14 win over Ole Miss in the regular season-ending arch-rival game ... Tallied an 81 percent blocking mark with a knockdown block against the Rebels ... Saw substantial work in the Bulldogs' post-season win over Central Florida in the 2007 AutoZone Liberty Bowl.

2006: Sat out his true freshman season ... Saw scout team practice time on both sides of the ball at the line of scrimmage.

HIGH SCHOOL: Selected to play in the Mississippi-Alabama High School All-Star game ... Credited with a 340-pound bench press max and a 5.0-second clocking in the 40-yard dash at the Rivals.com Louisiana Junior Day ... Has benched 185 pounds 35 times, with a 385-pound max, according to the Scout.com website ... Considered one of the top seniors in the state of Mississippi prior to his senior season by G&W Recruiting Report ... Displaced by Hurricane Katrina for his senior year of high school, he finished his prep career at Lilburn (Ga.) Parkview High School ... Helped Parkview to a 10-3 record during his senior campaign and into the state of Georgia playoff quarterfinals ... Was a two-way tackle for the Class 5A Panthers, a team which finished No. 6 in the Atlanta Journal Constitution's season-ending final poll ... Made 37 tackles with four tackles for loss on the season, a campaign that was interrupted for him at midseason by a broken left arm ... Rebounded from that injury to earn first-team, all-Gwinnett County on the defensive line ... Began his senior wrestling season at Parkview before returning to the state of Mississippi in January 2006 ... Selected second-team, Class 4A all-state at offensive guard following his junior season at St. Stanislaus by the Mississippi Association of Coaches ... Registered 62 tackles with six quarterback sacks and three fumble recoveries during his junior campaign for head coach Casey Wittman at St. Stanislaus ... Helped lead his team to a 9-2 record during his junior year ... Also an outstanding wrestler and power lifter on the high school level ... A three-time USA wrestling champion for Louisiana/Alabama/Mississippi region, he finished sixth nationally ... Won a state wrestling championship in Louisiana all three years ... Finished fourth in the 308-pound weight class in the power lifting meet during his junior season, despite weighing just 275 at the time ... An outstanding student at the prep level, he had a 3.0-plus grade point average ... Owned his own pressure washing business in high school ... Other top scholarship offer: Rice ... Committed to Mississippi State in September 2005.

PERSONAL: Born Julio Cesar Brignone IV, 2-16-88, in Atlanta, Ga... Son of Mr. and Mrs. Julio Brignone.



COREY BROOMFIELD #25

SOPHOMORE | DEFENSIVE BACK
5-10 | 180
1L
PALM BAY, FLA. (BAYSIDE)

CAREER: Talented player that made an impact during his red-shirt freshman season ... Played in all 12 games a season ago and earned postseason honors ... Tied the Mississippi State record with six interceptions on the season ... Slated to start during his sophomore season despite not participating in contact drills during the spring practice period.

2009: Earned Freshman All-America and Freshman All-SEC honors after intercepting six passes during his redshirt season ... Played in all 12 games and recorded 19 tackles on the season ... Earned three starts, coming against Middle Tennessee, Florida and Ole Miss ... Tied a school record held by five others with six picks on the year ... Also tied a school record (along with fellow freshman Johnthan Banks) with two interceptions returned for touchdowns on the year ... Got off to a fast start with an interception and 43-yard return for a touchdown against Jackson State in first career game ... Picked off a pair of passes and posted a career-high five tackles against Middle Tennessee ... Earned SEC Freshman of the Week honors for his efforts against the Blue Raiders ... Picked off a pair of passes against Arkansas quarterback Ryan Mallet in Week 11 ... Sealed the victory in the Egg bowl with a 64-yard interception return for touchdown in the season finale.

2008: Sat out his true freshman season.

HIGH SCHOOL: Rated the No. 56 cornerback prospect in the nation by ESPN.com in its post-season listing of the top signees available ... Ran a 4.53-second 40-yard dash at the Miami Scout.com combine prior to his senior season ... Also recorded a 34.1-inch vertical jump at that session ... Named first-team, All-Space Coast at defensive back by Florida Today newspaper ... Earned third-team, all-state recognition ... Intercepted five passes for 160 yards, a 33.3-yard average per return, and two touchdowns as a senior for head coach Mike Davis at Bayside High School in Palm Bay, Fla... On offense, had 13 catches for 374 yards, a 28.8-yard average, and two touchdowns ... Also returned nine punts for 315 yards, a 35-yard average per return, and two touchdowns during his final prep season ... Registered 70 tackles during his junior season at Bayside ... Blocked five kicks and intercepted two passes during his junior campaign ... Also started as a sophomore ... Solid in the classroom on the high school level with a 3.1 grade point average ... Other top scholarship offers: Iowa State and Cincinnati ... Committed to MSU in July 2007.

PERSONAL: Born Corey R. Broomfield, 8-31-90 ... Son of Mr. and Mrs. Allen Broomfield.

COREY BROOMFIELD'S CAREER DEFENSIVE STATS									
YEAR	G/GS	TT	UT	AT	TFL-YDS	SCK-YDS	FF/FR	PD	INT-YD
2009	12/3	19	13	6	1.0-2	0.0-0	0/0	4	6-118
TOTALS	12/3	19	13	6	1.0-2	0.0-0	0/0	4	6-118

COREY BROOMFIELD'S GAME-BY-GAME DEFENSIVE STATS							
DATE	OPPONENT	TT	UT	AT	PBU	INT-YDS	
9/5/09	JACKSON STATE	4	3	1	0	1-43	
9/12/09	at Auburn	0	0	0	0	0-0	
9/19/09	at Vanderbilt	1	0	1	0	0-0	
9/26/09	LSU	0	0	0	0	0-0	
10/3/09	GEORGIA TECH	0	0	0	0	0-0	
10/10/09	HOUSTON	0	0	0	0	0-0	
10/17/09	* at Middle Tennessee	5	5	0	1	2-11	
10/24/09	* FLORIDA	3	1	2	1	0-0	
10/31/09	at Kentucky	1	0	1	0	0-0	
11/14/09	ALABAMA	0	0	0	0	0-0	
11/21/09	at Arkansas	3	2	1	1	2-0	
11/28/09	* OLE MISS	2	2	0	1	1-64	





KARLIN BROWN #52

SENIOR | LINEBACKER
5-8 | 205
2L

TALLAHASSEE, FLA. (LINCOLN)

CAREER: Pressed into immediate service on Mississippi State special teams during his initial season on campus, he has developed into a valuable reserve and part-time starter in the Bulldog linebacker corps ... Has seen action in 23 games for the Bulldogs and started five times ... Has had two pass interceptions (31 yards in returns) and deflected one pass ... Joined the MState program from talent-rich Lincoln High School in Tallahassee, Fla.

2009: Saw action in five games during his junior season on campus ... Played mainly on special teams as a reserve linebacker ... Posted seven tackles on the year ... Collected two stops in games against Auburn, Georgia Tech and Houston ... Also credited with one tackle for loss against Georgia Tech.

2008: Played in all but one game (11 of 12), and started five times at outside linebacker ... Only missed seeing action in the season opener vs. Louisiana Tech ... Earned starts in five-straight games (Weeks 6-9) and in the season finale at Ole Miss ... Recorded 34 total tackles, including one for loss (minus 4 yards) ... Registered a pair of pass interceptions (31 yards in returns) and a pass deflection ... Made the first hit of his sophomore season in Mississippi State's home-opening win over Southeastern Louisiana ... Recorded one stop, a one-half tackle for loss (minus 3 yards), in State's SEC opener against Auburn ... Added two tackles one week later at Georgia Tech, a total that includes a half-tackle for loss (minus 1 yard) ... Again had a pair of tackles at LSU in Week 5 ... Had the best game of his Bulldog career in the team's win over Vanderbilt at mid-season ... Registered three tackles and an 11-yard pass interception in the victory over the Commodores ... His pick ended Vandy's final offensive possession in the 17-14 MSU triumph ... After making just nine tackles in the season's first five weeks (1.8 per game), he recorded 25 stops in the final six games (4.2 per game) ... Put a second-straight strong performance together in Week 7 at Tennessee ... Finished second on the club with eight hits against the Volunteers ... Tacked on a pass deflection ... Had a pair of tackles in his team's homecoming win over Middle Tennessee ... Added two more in Week 9 game vs. Kentucky ... Made one stop a week later at Alabama ... Added another hit one week later in the team's win over Arkansas ... Closed his sophomore season with the first double-digit tackle performance of his career at Ole Miss in the season finale ... Had 11 tackles against the Rebels, and returned an interception 20 yards.

2007: Played in seven games during his true freshman season ... Saw action in the year's first two games (LSU and Tulane), in two games at mid-season (UAB and Tennessee), in Weeks 9 and 11 (Kentucky and Arkansas), and in the post-season contest against Central Florida ... Credited with one tackle on the season, a special teams hit at Arkansas.

KARLIN BROWN'S CAREER DEFENSIVE STATS									
YEAR	G/GS	TT	UT	AT	TFL-YDS	SCK-YDS	FF/FR	PD	INT-YDS
2007	6/0	1	1	0	0.0-0	0.0-0	0/0	0	0-0
2008	11/5	34	17	17	1.0-4	0.0-0	0/0	3	2-31
2009	5/0	7	5	2	1.0-3	0.0-0	0/0	0	0-0
TOTALS	23/5	42	23	19	2.0-7	0.0-0	0/0	3	2-31
KARLIN BROWN'S GAME-BY-GAME DEFENSIVE STATS									
DATE	OPPONENT	TT	UT	AT	TFL-YDS	SCK-YDS			
8/30/07	LSU	0	0	0	0.0-0	0.0-0			
9/8/07	at Tulane	0	0	0	0.0-0	0.0-0			
10/6/07	UAB	0	0	0	0.0-0	0.0-0			
10/13/07	TENNESSEE	0	0	0	0.0-0	0.0-0			
10/27/07	at Kentucky	0	0	0	0.0-0	0.0-0			
11/17/07	vs. Arkansas	1	1	0	0.0-0	0.0-0			
9/6/08	SOUTHEASTERN LA.	1	0	1	0.0-0	0.0-0			
9/13/08	AUBURN	1	0	1	0.5-3	0.0-0			
9/20/08	at Georgia Tech	2	1	1	0.5-1	0.0-0			
9/27/08	at LSU	2	1	1	0.0-0	0.0-0			
10/11/08	* VANDERBILT	3	2	1	0.0-0	0.0-0			
10/18/08	* at Tennessee	8	4	4	0.0-0	0.0-0			
10/25/08	* MIDDLE TENNESSEE	2	2	0	0.0-0	0.0-0			
11/1/08	* KENTUCKY	2	0	2	0.0-0	0.0-0			
11/15/08	at Alabama	1	0	1	0.0-0	0.0-0			
11/22/08	ARKANSAS	1	1	0	0.0-0	0.0-0			
11/28/08	* at Ole Miss	11	6	5	0.0-0	0.0-0			
9/5/09	JACKSON STATE	0	0	0	0.0-0	0.0-0			
9/12/09	at Auburn	2	1	1	0.0-0	0.0-0			
10/3/09	GEORGIA TECH	2	2	0	1.0-3	0.0-0			
10/10/09	HOUSTON	2	2	0	0.0-0	0.0-0			
11/14/09	ALABAMA	1	0	1	0.0-0	0.0-0			

HIGH SCHOOL: Rated the No. 37 outside linebacker in the country by ESPN.com ... Helped lead head coach Bryan Jennings' Lincoln High School team in Tallahassee, Fla., to 9-4 overall record and into the Class 4A state semifinals as a senior ... Credited with running a 4.4 in the 40-yard dash by the Rivals.com recruiting web site following his junior season ... Helped lead head coach David Wilson and Kyle Rice's Lincoln High School team in Tallahassee, Fla., to a three-year 25-10 overall record during his three prep seasons ... Recorded 103 tackles, including 10 tackles for loss, five of which were quarterback sacks during his junior season at Lincoln ... Was honorable mention all-state following that junior campaign ... Also caused four fumbles and recovered three for the Trojans ... Made a pair of pass interceptions, one of which he returned for a touchdown ... Ran a 10.71 100 meters during his junior campaign and ran the first leg of his high school track team's 4x100 meter relay team which won the state championship in 2004 and the national title in spring 2005... Started in football at the nationally prominent high school since his sophomore season ... Solid in the high school classroom ... Other top scholarship offers: LSU, South Carolina, Kentucky, Ole Miss, Iowa, Illinois, Louisville, Kansas, Kansas State, Iowa State and South Florida ... Committed to MSU in May 2006.

PERSONAL: Born Karlin Reginald Brown, 1-26-89, in Tallahassee, Fla... Son of Mr. and Mrs. Reginald Brown.



CHAD BUMPHIS #1

SOPHOMORE | WIDE RECEIVER
 5-10 | 195
 1L
 TUPELO, MISS. (TUPELO)

CAREER: Became a primary playmaker for the Bulldogs during his true freshman season ... Has caught 32 passes for 375 yards and four touchdowns during his still-young career ... Came to Mississippi State as a highly-touted recruit from the Mississippi prep ranks.

2009: Earned Freshman All-Southeastern Conference honors from the league's coaches ... Led the Mississippi State offense with 32 receptions and 375 receiving yards ... Opened his true freshman campaign with an end-around pass attempt on the first play of his career ... Caught two passes in the opener against Jackson State and scored touchdowns on both ... Returned 16 kickoffs for 383 yards on the season ... Also brought back five punts for 45 yards ... Had a career-best day with six catches for 123 yards and a touchdown against Houston ... Carried one time for 49 yards against Arkansas ... Hauled in three catches for 52 yards and a score in the season-ending Egg Bowl victory.

CHAD BUMPHIS' CAREER RECEIVING STATS						
YEAR	G/GS	CGT	YDS	AVG.	TD	LP/OPPONENT
2009	12/6	32	375	11.7	4	69 / Georgia Tech
TOTALS	12/6	32	375	11.7	4	69 / GEORGIA TECH

CHAD BUMPHIS' GAME-BY-GAME RECEIVING STATS						
DATE	OPPONENT	REC	YARDS	AVG	TD	LONG
9/5/09	* JACKSON STATE	2	22	11	2	15
9/12/09	at Auburn	1	8	8	0	8
9/19/09	at Vanderbilt	3	15	5.0	0	8
9/26/09	LSU	4	24	6.0	0	8
10/3/09	* GEORGIA TECH	6	123	20.5	1	69
10/10/09	HOUSTON	3	43	14.3	0	23
10/17/09	at Middle Tennessee	4	32	8.0	0	14
10/24/09	FLORIDA	1	3	3	0	3
10/31/09	* at Kentucky	2	20	10.0	0	10
11/14/09	* ALABAMA	2	28	14	0	24
11/21/09	* at Arkansas	1	5	5	0	5
11/28/09	* OLE MISS	3	52	17.3	1	34

HIGH SCHOOL: Selected to play in the Offense-Defense All-America Bowl game following his senior season ... Ranked No. 4 among the most impressive 15 players on the West squad for his practice work and game performance that week ... Was called the "star of most of the practices" during the week ... Listed as the No. 16 wide receiver available in the country by national recruiting web site Rivals.com ... That site had him rated as the 109th-best prospect, regardless of position, in the country ... Ranked as the No. 3 prospect in Mississippi by Rivals ... Listed No. 23 on Super Prep Magazine's ranking of the top wide receivers in the country in its post-season All-America issue ... Rated the No. 33 wide receiver prospect in the country following his senior season by national recruiting web site Scout.com ... Credited with running a 4.4-second, 40-yard dash and a 34-inch vertical jump by that site ... Ranked No. 2 on the Clarion-Ledger's list of the 10 most wanted high school prospects in the state of Mississippi ... Ranked No. 5 on ESPN.com's list of the state's top players ... Chosen to play in the Mississippi-Alabama High School All-Star game ... Selected first-team, all-state by the Jackson Clarion-Ledger newspaper as an all-purpose back after his senior year ... Named to that newspaper's Dandy Dozen prior to his senior season, symbolic of being one of the top 12 players in the state of Mississippi ... During his career, he had 2,034 receiving yards, 1,348 rushing yards, and 568 yards passing ... He also totaled 1,429 yards in returns and scored 10 touchdowns on special teams ... Accounted for 2,207 yards and 23 touchdowns for head coach Eric Collins at Tupelo (Miss.) High School ... Rushed for 611 yards and had 617 yards receiving that season ... Scored seven touchdowns on punt and kickoff returns ... He also threw for 348 yards and six TDs ... Hauled in 37 passes for 787 yards and 12 touchdowns during his junior campaign ... As a sophomore, had 31 catches for 630 yards, a 20.3-yard average, and five touchdowns ... Other top scholarship offers: Alabama, Florida, LSU, Kentucky, Tennessee, Auburn, Ole Miss, Oklahoma and Texas Tech ... Committed to Mississippi State in January 2009.

PERSONAL: Born Chad Lemar Bumphis, 10-18-89 ... Son of Ms. Dorothy Bumphis.





MEDIA INFORMATION



ARCETO CLARK #19

SOPHOMORE | DEFENSIVE BACK
 5-10 | 180
 1L
 VERONA, MISS. (SHANNON)

MISSISSIPPI STATE

CAREER: Expected to contribute on special teams and as a reserve in the defensive backfield in 2010 ... Spent 2009 as a redshirt ... After a redshirt season was contemplated during his true freshman campaign, he saw action to conclude the first year ... Has played in five games during his still very young Mississippi State career ... Came to MSU as an athlete who excelled on both side of the ball in high school ... Was selected to play in the Mississippi-Alabama High School All-Star game.

2009: Sat out the season as a redshirt.

2008: Played five games during his true freshman season ... After not seeing action in the season's first seven weeks, he saw game work in the final five ... Rushed three times for 21 yards, a 7.0-yard average ... Also caught three passes for 11 yards, a 3.7-yard average.


HIGH SCHOOL: Ranked as the No. 36 cornerback prospect in the country by ESPN.com in its post-season listing ... Selected to play in the Mississippi/Alabama High School All-Star game as a wide receiver ... Credited with running a 4.5 in the 40-yard dash by recruiting web site Scout.com ... Rated No. 9 on SuperPrep's post-season All-America listing of the state of Mississippi's top players, the state's second-ranked cornerback ... Rated among the top 25 recruits in the state of Mississippi by the Jackson Clarion-Ledger following his senior season ... That newspaper selected him second-team, all-state as a defensive back following his senior season for head coach Porter Casey at Shannon (Miss.) High School ... Registered four pass interceptions during his senior campaign ... On the offensive side of the football, caught 56 passes for 1,090 yards, a 19.7-yard per catch average, and 10 touchdowns, as a junior ... The yardage total topped the state's juniors ... That production resulted in his selection as the Class 4A Division 4 Offensive Most Valuable Player ... Also made 30 tackles and three pass interceptions during that junior campaign ... Solid student in the high school classroom with a 3.17 grade point average ... Other top scholarship offers: Ole Miss and Clemson ... Committed to MSU in July 2007.

PERSONAL: Born Arceto Martinez Clark, 9-29-89 ... Son of Mr. and Mrs. David Vaughn ... His cousin, Louis Clark, lettered as a wide receiver for Mississippi State, 1983-86.

2010 BULLDOGS

HISTORY

RECORDS





MONTRELL #8 CONNER

REDSHIRT FRESHMAN | RUNNING BACK
6-2 | 225
RS
MONROE, LA. (OUACHITA PARRISH)

CAREER: Talented youngster expected to contribute during his redshirt freshman season ... Still awaiting his first opportunity to help on the playing field ... Stood out on the scout team during his true freshman campaign ... Redshirted behind three senior tailbacks his first year on campus.

2009: Redshirted his true freshman season.

HIGH SCHOOL: Selected to play in the Under Armour All-America Bowl in Orlando, Fla., following his senior season ... Ranked as the No. 16 "athlete" in the country by recruiting web site Rivals.com, the No. 11 prospect, regardless of position, in the state of Louisiana ... He was the top-ranked athlete in the state by Rivals.com ... Listed No. 20 on Super Prep Magazine's ranking of the top running backs in the country in its post-season All-America issue ... Selected to the G&W Recruiting Report's Pre-season Top 250 prospects nationally, one of the top 25 defensive back/athletes on the list ... Rated the No. 31 running back in the country by Scout.com, which also credited him with running a 4.4 in the 40-yard dash ... Considered the No. 34 running back in the nation by national recruiting web site Rivals.com ... Picked as the No. 18 prospect in the state of Louisiana regardless of position by that web site, the No. 2 "athlete" in their ranking ... Named first-team, Class 5A all-state following his senior season for head coach John Carr at Ouachita Parish High School in Monroe, La. ... Rushed for 1,961 yards and 19 touchdowns as a senior ... Rushed 205 times for 1,139 yards, a 5.6-yard per carry average, and 13 touchdowns during his junior season ... Scored nine more touchdowns on receptions and returns ... Solid high school student with a 3.0 grade point average ... Other top scholarship offers: Florida, Alabama, Tennessee, Kentucky, Ole Miss, Oregon, Southern California, Oklahoma, Kansas, Oklahoma State, Texas A&M, Texas Tech, Miami, and Colorado ... Committed to MSU in August 2008.

PERSONAL: Born Montrell Conner, 2-24-90 ... Nicknamed "Choo-Choo" ... Son of Mr. and Mrs. Jimmy Robinson.





MEDIA INFORMATION



KENDRICK #88 COOK

JUNIOR | TIGHT END
6-3 | 250
2L
ATTALLA, ALA. (ETOWAH)

MISSISSIPPI STATE

CAREER: Talented blocker should see valuable playing time in 2010 ... Has played in 18 career games as a special teamer and reserve tight end ... A redshirt season was considered during his true freshman campaign but injuries at the tight end position forced him onto the playing field.

2009: Saw action in 10 games, playing mainly on special teams and as a reserve tight end ... Earned one start in a two-tight end set against Auburn in Week 2 ... Primarily used as a blocker, did catch one pass for 13 yards against Georgia Tech.

2008: Played in eight games during his true freshman season ... Did not see game action in the season's first three weeks and two weeks later at LSU ... Earned his first collegiate start at Alabama in Week 10 and opened the Arkansas win one week later.

HIGH SCHOOL: Ranked as the No. 34 tight end prospect in the nation by ESPN.com in its post-season listing ... Rated as the No. 49 tight end prospect in the country by recruiting web site Rivals.com ... Starred for four years at tight end for head coach Gene Hill at Etowah High School in Attalla, Ala., helping his high school team to a 31-13 record during that time ... Selected to the Gadsden Times Dirty Dozen during both his junior and senior seasons, symbolic of being one of the top 12 players in the Gadsden area ... Hauled in 26 passes for 331 yards, a 12.7-yard per catch average, and one touchdown ... Named Class 5A first-team, all-state as a tight end for the Blue Devils during his junior season by the Alabama Sports Writers Association ... Caught 31 passes for 438 yards, a 14.1-yard average, and three touchdowns, during that junior campaign ... Credited with running a 4.8 in the 40-yard dash by recruiting web site Rivals.com ... Three-sport star on the high school level who also excelled in baseball and basketball ... Solid student in the high school classroom with a 3.25 grade point average ... Committed to MSU in July 2007.

PERSONAL: Born Kendrick ShaMar Cook, 8-22-90, in Gadsden, Ala. ... Son of Mr. and Mrs. Julius Cook Sr. ... His brother played baseball at Alabama State.



2010 BULLDOGS

HISTORY

RECORDS



FLETCHER #94 COX

SOPHOMORE | DEFENSIVE LINEMAN
6-4 | 300
1L
YAZOO CITY, MISS. (YAZOO CITY)


CAREER: Talented defensive lineman made an immediate impact during his true freshman season ... Slated to start along the Bulldog defensive front in 2010 ... Highly recruited athlete from Yazoo City, Miss.

2009: Played in all 12 games during his true freshman season ... Earned Freshman All-Southeastern Conference honors from the league's coaches ... Started four times on the year ... Posted 29 total tackles with 3.5 coming behind the line of scrimmage ... Began career with two tackle for loss game against Jackson State ... Also posted first career sack against the Tigers ... Recorded career-high five tackles in Week 2 against Auburn ... Earned first start against Middle Tennessee ... Credited with four tackles with 1.5 for loss against the Blue Raiders ... Also posted four stops against Florida and Arkansas.

FLETCHER COX'S CAREER DEFENSIVE STATS									
YEAR	G/GS	TT	UT	AT	TFL-YDS	SCK-YDS	FF/FR	PD	INT-YD
2009	12/4	29	17	12	3.5-9	1.0-3	0/0	0	0-0
TOTALS	12/4	29	17	12	3.5-9	1.0-3	0/0	0	0-0
FLETCHER COX'S GAME-BY-GAME DEFENSIVE STATS									
DATE	OPPONENT	TT	UT	AT	TFL-YDS	SCK-YDS	FF/FR	PD	INT-YD
9/5/09	JACKSON STATE	2	2	0	2-0.4	1.0-3			
9/12/09	at Auburn	5	3	2	0-0.0	0-0			
9/19/09	at Vanderbilt	0	0	0	0-0.0	0-0			
9/26/09	LSU	1	0	1	0-0.0	0-0			
10/3/09	GEORGIA TECH	2	0	2	0-0.0	0-0			
10/10/09	HOUSTON	1	0	1	0-0.0	0-0			
10/17/09	* at Middle Tennessee	4	3	1	1.5-5	0-0			
10/24/09	FLORIDA	4	1	3	0-0.0	0-0			
10/31/09	* at Kentucky	2	1	1	0-0.0	0-0			
11/14/09	* ALABAMA	3	2	1	0-0.0	0-0			
11/21/09	* at Arkansas	4	3	1	0-0.0	0-0			
11/28/09	OLE MISS	1	0	1	0-0.0	0-0			

HIGH SCHOOL: Rated the No. 5 weak side defensive end in the country by national recruiting web site Rivals.com ... That site credits him with the second-fastest first step among all defensive ends and a 4.47 time in the 40-yard dash ... Rivals moved him among its top 100 players overall in the country in its final post-season ranking ... He is also considered the No. 2 prospect in the state of Mississippi by Rivals, the top defensive player on the chart ... Considered the No. 17 defensive end prospect in the country by national recruiting web site Scout.com ... Listed No. 31 on Super Prep Magazine's ranking of the top defensive linemen in the country in its post-season All-America issue ... Named first-team, all-state on the defensive line by the Jackson Clarion-Ledger newspaper for all classifications ... Ranked No. 4 on the Clarion-Ledger's list of the 10 most wanted high school prospects in the state of Mississippi, the top defensive lineman on the list ... Also selected to that newspaper's Dandy Dozen list, symbolic of being one of the top 12 high school players in Mississippi ... Made 104 total tackles during his senior season, including 10 quarterback sacks ... Also had one pass interception and a fumble recovery ... Chosen to play in the Mississippi-Alabama High School All-Star game following his senior season for head coach Tony Woolfolk at Yazoo City (Miss.) High School ... Selected to the G&W Recruiting Report's Pre-season Top 250 prospects nationally, one of the top 56 offensive and defensive linemen on the list ... During his junior campaign, he had 103 total tackles, including 11 quarterback sacks and two pass interceptions, one of which he returned for a touchdown ... Other top scholarship offers: LSU, Alabama, Auburn, Ole Miss and Colorado ... Committed to MSU in April 2008.

PERSONAL: Born Fletcher Cox, 12-13-90 ... Son of Mrs. Melissa Cox Bright.





MEDIA INFORMATION



DEREK DEPASQUALE #40

JUNIOR | PLACE KICKER
5-8 | 180
1L

THE WOODLANDS, TEXAS (COLORADO SCHOOL OF MINES)

MISSISSIPPI STATE

CAREER: Pressed into service during his first year on campus ... Connected on 10-of-12 field goal attempts with a long of 48 yards ... Started each of the last seven games ... Made all 23 of his point after touchdown attempts.

2009: Stepped in when starting kicker Sean Brauchle was injured during the Georgia Tech game in Week 5 ... Connected on 10-of-12 field goals with only one miss inside of 50 yards ... Made his first career attempt against Georgia Tech ... Converted all 23 point after attempts during his first season ... Made a career-long 48-yarder in the Egg Bowl victory ... Also booted a 43-yarder against Florida.

COLLEGE: Played one year at Division II Colorado School of Mines in Golden Colorado ... Played in five games in 2007 for the Orediggers ... Converted on all 17 extra point attempts and 3-of-7 field goal tries.

HIGH SCHOOL: Played for head coach Mark Schmidt at The Woodlands High School in The Woodlands, Texas ... Named Academic All-State as a senior and Academic All-District each of his final two seasons in high school ... Three year starter at placekicker.

PERSONAL: Born Derek Anthony DePasquale on 8-13-88 in New Orleans, La. ... Son of Clare Furr-Smith and Thomas Smith ... Twin sister Amber plays softball at Liberty University.


2010 BULLDOGS

HISTORY

RECORDS

DEREK DEPASQUALE'S CAREER KICKING STATS						
YEAR	G/GS	PAT/ATT	PCT.	FG/ATT	PTS.	LONG/OPP.
2009	9/7	23-23	1.000	10-12	53	48/Ole Miss
TOTALS	9/7	23-23	1.000	10-12	53	48/OLE MISS

DEREK DEPASQUALE'S GAME-BY-GAME KICKING STATS						
DATE	OPPONENT	PAT/ATT	FG/ATT	PTS	LONG	
9/5/09	JACKSON STATE	1-1	0-0	1	-	
9/12/09	AT AUBURN	0-0	0-0	0	-	
9/19/09	AT VANDERBILT	0-0	0-0	0	-	
9/26/09	LSU	0-0	0-0	0	-	
10/3/09	GEORGIA TECH	3-3	1-1	6	31	
10/10/09	* HOUSTON	3-3	1-2	6	34	
10/17/09	* at Middle Tennessee	3-3	2-2	9	36	
10/24/09	* FLORIDA	1-1	2-2	7	43	
10/31/09	* AT KENTUCKY	4-4	1-1	7	33	
11/14/09	* ALABAMA	0-0	1-2	3	34	
11/21/09	* at Arkansas	3-3	0-0	3	-	
11/28/09	* OLE MISS	5-5	2-2	11	48	





ROBERT ELLIOTT #2

JUNIOR | RUNNING BACK
6-2 | 215
2L
OKOLONA, MISS. (OKOLONA)

CAREER: Has played in 16 games during his still very young career, one that got off to an injury-shortened start ... Slated to be a primary playmaker for the 2010 Bulldog offense ... Came to MSU as one of the state's most decorated recruits in 2007.

2009: Saw playing time in all 12 games during his sophomore season ... Played mainly on special teams and as a reserve running back ... Carried 44 times for 221 yards and a touchdown ... Saw most extensive action at tailback in the season opener against Jackson State ... Rushed 11 times for 80 yards and a score against the Tigers ... Ran five times for 27 yards and hauled in two passes against Georgia Tech ... Return a block punt for a score against Auburn.

2008: Played in four games during his redshirt freshman season until having that campaign curtailed by a knee injury ... After not seeing action in the season opener, played in four straight games (Weeks 2-5) ... Rushed 18 times for 61 yards, a 3.4-yard per carry average, and one touchdown ... Also had four pass receptions for 53 yards, a 13.2-yard average ... Saw his first action from the line of scrimmage in Mississippi State's home-opening win over Southeastern Louisiana ... Rushed five times for 7 yards and had a 19-yard pass reception against the Lions ... Saw the most extensive work of his redshirt freshman season at Georgia Tech in Week 4 ... Rushed a career-best nine times for 36 yards and a touchdown, and caught three passes for 34 yards ... The score was the first of his collegiate career ... Rushed four times for 18 yards at LSU in Week 5, but suffered a season-ending knee injury shortly before halftime ... Led all rushers during two fall scrimmages by gaining 86 yards on 27 attempts.

2007: Redshirted his true freshman season at Mississippi State.

HIGH SCHOOL: Selected to play in the Mississippi/Alabama All-Star Classic ... Ranked as the No. 8 running back in the nation by national recruiting web site Scout.com, the No. 55 prospect regardless of position on its list ... Also ranked No. 13 in the southeast, regardless of position, the No. 3 running back in the region, by Scout in its preseason yearbook ... Likewise rated the No. 5 running back in the nation by SuperPrep magazine in its season-ending All-America issue ... That publication has him ranked as No. 2 prospect in Mississippi, the top-rated running back ... Moved up 13 spots on that publication's ranking from its pre-season No. 18 standing in the country ... Rated the No. 11 running back in the country by recruiting web site Rivals.com ... That site ranked him as the No. 2 prospect in Mississippi, the top running back listed ... Rated with the top 25 running backs in the nation prior to his senior season by the G&W Recruiting Report ... Ranked with the top 10 running backs in the Southeast by the Rivals.com recruiting yearbook following his senior campaign ... Mentioned with the top 14 running backs in the southeast on the Atlanta Journal-Constitution Super Southern 100 ... Listed with the top 15 running backs in the southeast by PrepStar recruiting magazine following his senior season ... Named first-team, all-state following his senior season for head coach Andrew Aldridge at Okolona (Miss.) High School by the Jackson Clarion-Ledger ... Ranked No. 3 on the Clarion-Ledger's list of the top 10 players in the state in that paper's post-season chart, the top running back in the state ... Also named to the Dandy Dozen prior to his senior season, symbolic of being one of the top 12 players in the state, by that newspaper ... Rushed for more than 5,000 yards and 51 rushing touchdowns during his high school career at Okolona ... Had another 740 yards receiving and eight more scores through the air ... Rushed for 1,730 yards on 221 carries, a 7.8-yard per rush average, and 18 touchdowns during that senior campaign for the Chieftains ... Also caught 17 passes for 300 yards out of the backfield ... Was a return man on special teams as well

... Gained 1,818 yards on 215 carries and scored 17 TDs during his junior season ... Caught 22 passes for 404 yards that season ... Ran a 4.58 40-yard dash and jumped 32 inches in the vertical leap at the Oxford Scout.com combine ... Had the second-best showing in both the standing broad jump (10 feet, 3 inches) and the shuttle run (4.41 seconds) ... Was the most valuable player of that combine ... Credited with a 255-pound bench press max, he did 16 repetitions of 185 pounds on the bench, according to recruiting web site Rivals.com ... Other top scholarship offers: Ole Miss, Alabama and Florida State.

PERSONAL: Born Robert L. Elliott III, 6-23-89, in Okolona, Miss... . Son of Mrs. Bridgett Elliott.

ROBERT ELLIOTT'S CAREER RUSHING STATS									
YEAR	G/GS	NO	GAIN	LOSS	NET	AVG	TD	LP/OPP	
2008	4/0	18	65	4	61	3.4	1	15/ Georgia Tech	
2009	12/0	44	235	14	221	5.0	1	26 / Alabama	
TOTALS	16/0	62	300	18	282	4.5	2	26 / ALABAMA	

ROBERT ELLIOTT'S GAME-BY-GAME RUSHING STATS						
DATE	OPPONENT	RUSH	YARDS	AVG	TD	LONG
9/6/08	SOUTHEASTERN LOUISIANA	5	7	1.4	0	4
9/13/08	AUBURN	0	0	0	0	0
9/20/08	at Georgia Tech	9	36	4.0	1	15
9/27/08	at LSU	4	18	4.5	0	6
9/5/09	JACKSON STATE	11	80	7.3	1	20
9/12/09	at Auburn	2	-1	0.0	0	2
9/19/09	at Vanderbilt	1	-8	0.0	0	0
9/26/09	LSU	0	0	0	0	0
10/3/09	GEORGIA TECH	5	27	5.4	0	20
10/10/09	HOUSTON	5	16	3.2	0	8
10/17/09	at Middle Tennessee	6	0	0.0	0	5
10/24/09	FLORIDA	1	-4	0.0	0	0
10/31/09	at Kentucky	1	-1	0.0	0	0
11/14/09	ALABAMA	1	26	26.0	0	26
11/21/09	at Arkansas	7	62	8.9	0	22
11/21/09	OLE MISS	4	24	6.0	0	12

ROBERT ELLIOTT'S CAREER RECEIVING STATS						
YEAR	G/GS	CGT	YDS	AVG.	TD	LP/OPPONENT
2008	4/0	4	53	13.2	0	19/ Southeastern Louisiana
2009	12/0	3	47	15.7	0	18 / Georgia Tech
TOTALS	16/0	7	100	11.7	0	19 / Southeastern Louisiana

ROBERT ELLIOTT'S GAME-BY-GAME RECEIVING STATS						
DATE	OPPONENT	REC	YARDS	AVG	TD	LONG
9/6/08	SOUTHEASTERN LOUISIANA	1	19	19.0	0	19
9/13/08	AUBURN	0	0	0.0	0	0
9/20/08	at Georgia Tech	3	34	11.3	0	12
9/27/08	at LSU	0	0	0.0	0	0
9/5/09	JACKSON STATE	1	15	15.0	0	15
9/12/09	at Auburn	0	0	0.0	0	0
9/19/09	at Vanderbilt	0	0	0.0	0	0
9/26/09	LSU	0	0	0.0	0	0
10/3/09	GEORGIA TECH	2	32	16.0	0	18
10/10/09	HOUSTON	0	0	0.0	0	0
10/17/09	at Middle Tennessee	0	0	0.0	0	0
10/24/09	FLORIDA	0	0	0.0	0	0
10/31/09	at Kentucky	0	0	0.0	0	0
11/14/09	ALABAMA	0	0	0.0	0	0
11/21/09	at Arkansas	0	0	0.0	0	0
11/28/09	OLE MISS	0	0	0.0	0	0



MEDIA INFORMATION



AARON FELD #46

SENIOR | DEEP SNAPPER
6-1 | 230
3L
HOMEWOOD, ALA. (HOMEWOOD)

MISSISSIPPI STATE

CAREER: Assumed all snapping duties for Mississippi State after redshirting as a true freshman and maintained that role through his junior season ... Has started 36 of a possible 37 games at his specialty following that redshirt season, missing one game due to injury ... Has made 11 special teams tackles ... Came to State following a high school career in which he starred on both sides of the ball, but with a talent for deep snapping.

2009: Played in all 12 games during his junior season ... Was not credited with a tackle during the 2009 campaign ... Also handled the short snapping duties for the Bulldogs in addition to his punt responsibilities.

2008: Played in 11 of 12 games during his sophomore season, missing one game due to injury ... Did not play at Alabama in Week 10 ... Made six tackles on the year, four in the season's final four games ... Had a special teams tackle at Louisiana Tech to open his sophomore season ... Added another in Week 5 at LSU ... Made a special teams tackle in his team's homecoming win over Middle Tennessee ... Added another hit in Week 9 game vs. Kentucky ... Added one tackle in back-to-back games against Arkansas and Ole Miss to conclude his sophomore season.

2007: Played in all 13 games during his redshirt freshman season, starting each contest at his specialty ... Broke pre-season training camp as the regular long snapper on punts and short snapper for all placements ... Recorded five special teams tackles ... Made his first tackle in Week 4 action against Gardner-Webb ... Added another special teams tackle against Tennessee in Week 7 ... Made two hits at West Virginia one week later ... Returned to the stats sheet with a tackle against Ole Miss in the team's 17-14 win over the Rebels in the Battle for the Golden Egg.

2006: Sat out the year as a true freshman redshirt.

HIGH SCHOOL: Tested with the defensive ends (his high school position) at the Oxford NIKE Training Camp, he placed in all four areas in his group ... Finished second among all defensive ends with 22 repetitions of 225 pounds on the bench press, and second in the vertical leap (32 inches) ... Was timed in 5.01 seconds in the 40-yard dash and 4.72 in the shuttle run, ninth and fifth respectively, among all defensive ends ... Has a 320-pound bench press max ... A four-year starter, he set his high school's single-season and all-time quarterback sack records while playing defensive end ... Totaled 25 quarterback sacks during his career ... Named honorable mention all-state and all-metro Birmingham following a standout senior season by the Birmingham News ... Helped lead head coach Bob Newton's Homewood (Ala.) High School team to a 56-3 record and three state championships during his four seasons of high school ball, a 15-0 mark in 2005 and a second-straight state title ... Made 92 tackles, including 18 quarterback sacks and 12 other tackles for loss during his senior season ... Caused six fumbles for the Patriot defense ... Played fullback on the offensive side of the ball ... Also wrestled at the high school level, finishing second in the state at the 225-pound weight class as a junior ... Helped lead Homewood's wrestling team to a state championship in 2003 ... Outstanding student in the classroom ... Committed to Mississippi State in December 2005.

PERSONAL: Born Aaron Wesley Feld, 8-10-87, in Homewood, Ala. ... Son of Mr. and Mrs. Jerry Feld.



2010 BULLDOGS

HISTORY

RECORDS





SEAN FERGUSON #99

JUNIOR | DEFENSIVE LINEMAN
6-3 | 255
2L
MIAMI, FLA. (NORLAND)

CAREER: Expected to continue to play a prominent role along the defensive front during his junior season ... Was pressed into immediate service at defensive end during his true freshman season ... Has played in all 24 games during his Mississippi State career, starting nine times ... Has made 37 tackles, including six and a half for loss ... Came to MSU after playing in the state of Florida High School All-Star game.

2009: Played in all 12 games earning four starts during his sophomore season ... Posted 25 total tackles on the year with five and a half coming behind the line of scrimmage ... Tallied a career best eight tackles against Florida with 1.5 TFL ... Also credited with a pair of quarterback hurries on the season ... Recorded his first career sack in the Egg Bowl victory.

2008: Played in all 12 games during his true freshman season, starting five times at a defensive end position ... Received the opening call in the first three games of the season and back-to-back games against Middle Tennessee and Kentucky in Weeks 8-9 ... Registered 12 tackles, including one for loss (minus 4 yards) on the year ... Became the first true freshman to start the first game of his career for Mississippi State since Quinton Culberson did so against Oregon in 2003, and just the second since 1986 ... Made one tackle in the season's first game at Louisiana Tech ... Registered three tackles in Mississippi State's home-opening 34-10 win over Southeastern Louisiana ... Had one stop at LSU in Week 5 ... Recorded five tackles, and his lone tackle for loss, in back-to-back games at mid-season at Tennessee and against Middle Tennessee ... Added two more stops at Tennessee in Week 7 ... Registered three tackles, including a 4-yard tackle for loss, in his team's homecoming win over Middle Tennessee ... Added one hit each in back-to-back games against Arkansas and Ole Miss to conclude his first season on campus.

HIGH SCHOOL: Named one of the top 25 prospects in the Miami-Dade County area, the fourth-best pass rushing prospect, by the Miami Herald ... That newspaper selected him second-team Dade County in the Class 4A-6A divisions on the defensive line following his senior season ... Selected to play in both the Florida High School All-Star game and the Broward-Dade County All-Star game following his senior season ... He had a pair of sacks in the Florida High School All-Star game ... Finished the regular season with 57 tackles and 12 quarterback sacks during his senior campaign for head coach Nigel Dunn Jr. at Norland High School in Miami, Fla... . Helped lead Norland to a 7-4 record during that senior campaign ... Had 35 tackles and five sacks as a junior ... Also played on the offensive line during his high school career ... Wrestled and ran track as a prepster, as well ... Other top scholarship offers: Rutgers, South Florida, Florida Atlantic, Florida International ... Committed to MSU in January 2008.

PERSONAL: Born Sean Pierre Ferguson, 9-25-89, in Miami, Fla... . Son of Ms. Philicia Ferguson.

SEAN FERGUSON'S CAREER DEFENSIVE STATS									
YEAR	G/GS	TT	UT	AT	TFL-YDS	SCK-YDS	FF/FR	PD	INT-YDS
2008	12/5	12	5	7	1.0-4	0.0-0	0/0	0	0-0
2009	12/4	25	12	13	5.5-13	1.0-7	0/0	0	0-0
TOTALS	24/9	37	17	20	6.5-17	1.0-7	0/0	0	0-0

SEAN FERGUSON'S GAME-BY-GAME DEFENSIVE STATS						
DATE	OPPONENT	TT	UT	AT	TFL-YDS	SCK-YDS
8/30/08	* at Louisiana Tech	1	0	1	0.0-0	0.0-0
9/6/08	* SOUTHEASTERN LA.	3	1	2	0.0-0	0.0-0
9/13/08	* AUBURN	0	0	0	0.0-0	0.0-0
9/20/08	at Georgia Tech	0	0	0	0.0-0	0.0-0
9/27/08	at LSU	1	1	0	0.0-0	0.0-0
10/11/08	VANDERBILT	0	0	0	0.0-0	0.0-0
10/18/08	at Tennessee	2	0	2	0.0-0	0.0-0
10/25/08	* MIDDLE TENNESSEE	3	2	1	1.0-4	0.0-0
11/1/08	* KENTUCKY	0	0	0	0.0-0	0.0-0
11/15/08	at Alabama	0	0	0	0.0-0	0.0-0
11/22/08	ARKANSAS	1	0	1	0.0-0	0.0-0
11/28/08	at Ole Miss	1	0	1	0.0-0	0.0-0
9/5/09	JACKSON STATE	0	0	0	0.0-0	0.0-0
9/12/09	at Auburn	3	1	2	1.0-2	0.0-0
9/19/09	at Vanderbilt	1	0	1	0.0-0	0.0-0
9/26/09	LSU	1	1	0	0.0-0	0.0-0
10/3/09	GEORGIA TECH	1	1	0	0.0-0	0.0-0
10/10/09	* HOUSTON	2	2	0	1.0-1	0.0-0
10/17/09	* at Middle Tennessee	2	0	2	0.5-0	0.0-0
10/24/09	* FLORIDA	8	2	6	1.5-3	0.0-0
10/31/09	* at Kentucky	2	1	1	0.5-0	0.0-0
11/14/09	ALABAMA	0	0	0	0.0-0	0.0-0
11/21/09	at Arkansas	2	2	0	0.0-0	0.0-0
11/28/09	OLE MISS	3	2	1	1.0-7	1.0-7





*PHILLIP
FREEMAN* #76

SENIOR | OFFENSIVE LINEMAN
6-6 | 305
1L

WESSON, MISS. (COPIAH-LINCOLN [MISS.] CC)

CAREER: Played in 11 games during his career at Mississippi State ... Redshirted his first year after transferring from junior college ... Was first-team, all-state in the Mississippi Junior College system at offensive tackle while at Copiah-Lincoln (Miss.) Community College.

2009: Saw playing time in 11 of 12 games during his junior season ... Played mainly on special teams and as a reserve along the offensive line ... Only missed action came due to injury prior to Week 8 game at Middle Tennessee.

2008: Sat out the season as a transfer redshirt.

JUNIOR COLLEGE: Starred as an offensive tackle at hometown Copiah-Lincoln (Miss.) Community College for head coach Glen Davis ... Earned first-team, all-state recognition at the conclusion of his 2006 freshman and 2007 sophomore seasons by the Mississippi Association of Community and Junior Colleges ... Ranked No. 24 on the Rivals.com list of the nation's top 50 junior college prospects, the second-best offensive lineman on the chart ... Rated among the top 25 junior college players in Mississippi by the Jackson Clarion-Ledger ... Credited with a 300-pound bench press max and a 5.0-second 40-yard dash time by Rivals ... Other top scholarship offers: Arizona State, Kansas State, Boise State, Colorado and Oklahoma State ... Committed to MSU in December 2007.

HIGH SCHOOL: Played both offensive and defensive tackle for three seasons at Wesson (Miss.) High School.

PERSONAL: Born Phillip Freeman, 8/29/89.





EMMANUEL #48 GATLING

SENIOR | LINEBACKER
6-0 | 220
2L
MCALLEN, TEXAS (ROWE)

CAREER: Has played in 23 games during his Mississippi State career ... Joined the program as a walk-on and has contributed on special teams throughout his time in Starkville.

2009: Played in all 12 games ... Saw action mainly on special teams and as a reserve in the defensive backfield ... Tallied eight tackles ... Posted a pair of stops against both Florida and Kentucky ... Also recorded single tackles against Auburn, Georgia Tech, Arkansas and Ole Miss.

2008: Played in 11 games during his sophomore campaign, only missing seeing action in the season opener at Louisiana Tech ... Registered four special teams tackles on the year, one each against Southeastern Louisiana, Georgia Tech, LSU, and Alabama.

2007: Did not see action as a redshirt freshman.

2006: Redshirted his true freshman season.

HIGH SCHOOL: Played quarterback and free safety for four seasons at Nikki Rowe High School in McAllen, Texas ... Helped the team to a 26-4 record during his first three years ... Made 138 tackles during his high school career, while adding seven pass interceptions ... Was named honorable mention all-state during his senior campaign and played in two post-season all-star classics.

PERSONAL: Born Emmanuel O. Gatling, 9/20/85, in Boston, Mass... Son of Mr. and Mrs. Alphonzo Gatling.

EMMANUEL GATLING'S CAREER DEFENSIVE STATS									
YEAR	G/GS	TT	UT	AT	TFL-YDS	SCK-YDS	FF/FR	PD	INT-YD
2007	0/0	0	0	0	0-0	0-0	0/0	0	0-0
2008	11/0	4	4	0	0-0	0-0	0/0	0	0-0
2009	12/0	8	5	3	0.0-0	0.0-0	0/0	0	0-0
TOTALS	23/0	12	9	3	0.0-0	0.0-0	0/0	0	0-0

EMMANUEL GATLING'S GAME-BY-GAME DEFENSIVE STATS						
DATE	OPPONENT	TT	UT	AT	PBU	INT-YDS
9/6/08	SOUTHEASTERN LOUISIANA	1	1	0	0	0-0
9/13/08	AUBURN	0	0	0	0	0-0
9/20/08	at Georgia Tech	1	1	0	0	0-0
9/27/08	at LSU	1	1	0	0	0-0
10/11/08	VANDERBILT	0	0	0	0	0-0
10/18/08	at Tennessee	0	0	0	0	0-0
10/25/08	MIDDLE TENNESSEE	0	0	0	0	0-0
11/1/08	KENTUCKY	0	0	0	0	0-0
11/15/08	at Alabama	1	1	0	0	0-0
11/22/08	ARKANSAS	0	0	0	0	0-0
11/28/08	at Ole Miss	0	0	0	0	0-0
9/5/09	JACKSON STATE	0	0	0	0	0-0
9/12/09	at Auburn	1	1	0	0	0-0
9/19/09	at Vanderbilt	0	0	0	0	0-0
9/26/09	LSU	0	0	0	0	0-0
10/3/09	GEORGIA TECH	1	1	0	0	0-0
10/10/09	HOUSTON	0	0	0	0	0-0
10/17/09	at Middle Tennessee	0	0	0	0	0-0
10/24/09	FLORIDA	2	1	1	0	0-0
10/31/09	at Kentucky	2	1	1	0	0-0
11/14/09	ALABAMA	0	0	0	0	0-0
11/21/09	at Arkansas	1	1	0	0	0-0
11/28/09	OLE MISS	1	0	1	0	0-0



MEDIA INFORMATION

MISSISSIPPI STATE

2010 BULLDOGS

HISTORY

RECORDS



MARCUS GREEN #32

JUNIOR | TIGHT END

6-1 | 235

2L

SCOOBA, MISS. (KEMPER COUNTY)

CAREER: Emerged as the Bulldogs primary tight end during his sophomore season ... Played in 14 games during his career ... After a redshirt season, he was limited by injury in his first season of eligibility ... Made an early true freshman season move from running back to tight end and spent the season working at his new position on the scout team ... Came to the Bulldogs as a highly recruited running back from nearby Scooba, Miss.

2009: Played in all 12 games, earning six starts on the year ... Became the starting tight end and only missed opening calls due to formation changes ... One of the top receivers on the team during his sophomore season ... Caught 27 passes for 306 yards and three touchdowns ... Hauled in his first touchdown in the season opener against Jackson State ... Pulled in five catches for a career-high 100 yards against LSU, including a 50-yard catch-and-run for a score ... Also caught a touchdown pass in the season-ending victory in the Egg Bowl.

2008: Played in the first two games of his redshirt freshman season, starting once at tight end (vs. Southeastern Louisiana), during an injury-shortened campaign ... Had one pass reception (50 yards) and one rush (3-yard loss) in limited activity ... Rushed once on a tight-end reverse for a 3-yard loss in the season opener at Louisiana Tech ... Had his first collegiate pass reception, a 50-yard catch-and-run, in Mississippi State's home-opening win over Southeastern Louisiana, his first collegiate start ... Re-aggravated a persistent hamstring injury in that game and missed the remainder of the year.

2007: Redshirted his first season on campus.

HIGH SCHOOL: Listed No. 5 on the Jackson Clarion-Ledger ranking of the top 40 prospects in the state of Mississippi, the second-best running back mentioned ... Rated the No. 18 prospect in the state of Mississippi, regardless of position, by SuperPrep Recruiting Magazine, the third-best "athlete" listed ... Moved to 17th in SuperPrep's season-ending All-America issue ... Chosen to the Clarion-Ledger Dandy Dozen prior to his senior season, symbolic of being one of the top 12 football players in the state of Mississippi ... Named first-team, all-state in all classifications by that newspaper following his senior season ... Earned first-team, all-state mention in Class 2A by the Mississippi Association of Coaches as a running back ... Rushed 156 times for 1,618 yards (10.4 yards per rush) and 25 touchdowns during his senior season for head coach Brock Clay at Kemper County High School in DeKalb, Miss... Also threw for five touchdowns ... Credited with running a 4.5 in the 40-yard dash at the Oxford Scout.com combine following his junior year ... That 40 time was the fourth fastest among all wide receivers at the camp ... His 34-inch vertical leap tied for third best among his peers, and his 9-foot, 9-inch vault in the broad jump was second best ... Rushed for 1,074 yards and 12 touchdowns during his junior season on the gridiron, playing only on the offensive side of the ball for the Wildcats ... Also threw for 376 yards and five more touchdowns ... Returned three kickoffs for touchdown ... Was named most valuable player on his high school football and basketball teams during both his junior and senior seasons ... Was selected to play in the Mississippi North-South All-Star basketball game following his junior year and earned game most valuable player honors ... Other top scholarship

offer: Ole Miss ... Committed to MSU in August 2006.

PERSONAL: Born Marcus Lakendrick Green, 5-6-88, in Meridian, Miss... Son of Mr. Fred Ramsey and Ms. Patrice Green.

MARCUS GREEN'S CAREER RECEIVING STATS						
YEAR	G/GS	CGT	YDS	AVG.	TD	LP/OPPONENT
2008	2/1	1	50	50.0	0	50/Southeastern Louisiana
2009	12/6	27	306	11.3	3	50 / LSU
TOTALS	14/7	28	356	12.7	3	50 / LSU

MARCUS GREEN'S GAME-BY-GAME RECEIVING STATS						
DATE	OPPONENT	REC	YARDS	AVG	TD	LONG
8/30/08	at Louisiana Tech	0	0	0.0	0	0
9/6/08	* SOUTHEASTERN LOUISIANA	1	50	50.0	0	50
9/5/09	* JACKSON STATE	3	40	13.3	1	19
9/12/09	* at Auburn	1	3	3	0	3
9/19/09	at Vanderbilt	1	23	23.0	0	23
9/26/09	LSU	5	100	20.0	1	50
10/3/09	GEORGIA TECH	3	25	8.3	0	18
10/10/09	* HOUSTON	4	37	9.3	0	14
10/17/09	* at Middle Tennessee	1	10	10.0	0	10
10/24/09	* FLORIDA	3	20	6.7	0	9
10/31/09	at Kentucky	1	6	6.0	0	6
11/14/09	ALABAMA	0	0	0.0	0	0
11/21/09	at Arkansas	3	17	5.7	0	13
11/28/09	* OLE MISS	2	25	12.5	1	23





PATRICK HANRAHAN #35

SENIOR | FULLBACK
5-11 | 235
1L
SPRINGVILLE, ALA. (ALABAMA)

CAREER: Played in every game in 2009 after joining the Bulldogs as a walk-on ... Slated as the top fullback on the roster entering the 2010 season ... Came to Mississippi State after beginning his career at Alabama.

2009: Saw playing time in all 12 games during his junior season ... Saw action both at fullback and on special teams ... Carried one time against Jackson State, falling for a one yard loss ... Blocked an Auburn punt that resulted in a touchdown in Week 2 ... Credited with nine special teams tackles on the year.

2008: Sat out the season as an incoming transfer.

COLLEGE: Began his collegiate career at the University of Alabama ... Redshirted the 2006 season ... Did not see any game action during his redshirt freshman campaign.

HIGH SCHOOL: Played three years at Springville High School in Springville, Ala. ... Earned All-State selection as a running back ... Also the recipient of the school's Athlete award.

PERSONAL: Son of Gary and Pam Hanrahan ... Has two siblings, Michael and Michelle ... Father, Gary, played football for Alabama and was a member of the Washington Redskins ... Born 5-5-86.



MEDIA INFORMATION

MISSISSIPPI STATE

2010 BULLDOGS

HISTORY

RECORDS



MEDIA INFORMATION



TEMPLETON #68 HARDY

SOPHOMORE | OFFENSIVE LINEMAN
6-3 | 300
SQ
COMO, MISS. (NORTH PANOLA)

MISSISSIPPI STATE

CAREER: Listed as second team left guard heading into fall camp ... Played in only one game during his redshirt freshman season on campus ... Came to Mississippi State as an outstanding two-way lineman in the Mississippi prep ranks.

2009: Saw only game action in the season opener against Jackson State as a reserve along the offensive line.

2008: Sat out his first season on campus as a true freshman redshirt.

2010 BULLDOGS

HIGH SCHOOL: Rated as the No. 8 defensive tackle prospect in the country by recruiting web site Rivals.com ... That site has him ranked as the No. 3 player, regardless of position, in the state of Mississippi, the top-rated defensive lineman ... ESPN.com has him ranked as the No. 9 defensive tackle prospect in the U.S. in its post-season listing ... Ranked as the No. 16 defensive tackle prospect in the country prior to his senior season by recruiting web site Scout.com, the 39th-best prospect overall ... Selected to play in the Under Armour All-Star game following his senior season ... Listed with the top 40 offensive and defensive linemen in the Southeastern Conference area by the G&W Recruiting Report, one of only three linemen listed from the state of Mississippi ... That publication also mentioned him as one of the top 250 players in the country, regardless of position ... Attended the U.S. Army junior combine in San Antonio, Texas, in January 2007 ... Ran a 5.2-second 40-yard dash at that combine, bench pressed 300 pounds, and jumped 28 inches in the vertical leap ... Rated No. 4 on SuperPrep's post-season All-America listing of the state of Mississippi's top players, the state's top defensive lineman ... That site had him ranked as the No. 30 defensive lineman available in the country ... Selected to the Jackson Clarion-Ledger Dandy Dozen, symbolic of being one of the top 12 players in the state of Mississippi ... Rated No. 9 in the state of Mississippi's Ten Most Wanted recruits by that newspaper following his senior season ... Registered 148 tackles, including 28 for loss, nine of which were quarterback sacks, during his junior season ... Also had one pass interception (touchdown return), three forced fumbles and four fumble recoveries ... Three-year, two-way starter for head coach Clifton Davis Jr. at North Panola ... Started for the Cougars' basketball team as well ... Outstanding high school student in the classroom with a 3.4 grade point average ... Other top scholarship offers: Ole Miss, Alabama, Auburn, LSU, Tennessee, Oklahoma, Oklahoma State, Texas A&M, Southern Cal, Stanford and UCLA ... Committed to MSU in June 2007.

PERSONAL: Born Templeton Rashaad Hardy, 9-20-89, in Senatobia, Miss... . Son of Mr. and Mrs. Michael Hardy.



HISTORY

RECORDS



BRANDON HEAVENS #3

SOPHOMORE | WIDE RECEIVER
5-10 | 175
1L
BESSEMER, ALA. (JESS LANIER)

Career: Speedy wideout will compete for a starting role in 2010 ... Came to Mississippi State after a standout career in the Alabama prep ranks.

2009: Saw immediate playing time among the wide receiver corps during his true freshman season ... Rushed nine times for 27 yards and caught seven passes for 36 yards ... Carried twice for 14 yards in his first career action against Jackson State ... Had a career-high three rushes in win over Vanderbilt .. Returned a pair of kickoffs for a total of 40 yards on the year.

HIGH SCHOOL: Rated the No. 33 "athlete" in the country by national recruiting web site Rivals.com ... That site also has him listed as the No. 15 prospect in Alabama, regardless of position, the top "athlete" listed and the second-best wide receiver ... Played in just five games during his senior season for Jess Lanier, a campaign cut short by a high ankle sprain injury ... Still caught 14 passes for 330 yards, a 23.6-yard average, and five touchdowns ... Also rushed 21 times for 136 yards, a 6.5-yard per carry average ... Had transferred to Lanier following his junior season at Bessemer Academy ... Selected to the Birmingham News newspaper Super Senior list prior to his senior season ... Led Bessemer Academy to back-to-back 13-0 records during his sophomore and junior seasons ... Named first-team, all-state by the Alabama Independent Schools Association following his junior season at Bessemer Academy and selected to the Birmingham News Super Metro team for all classifications as a wide receiver ... Was selected the state of Alabama Back of the Year after accounting for 3,119 all-purpose yards as a junior ... Rushed for 730 yards, had 1,236 yards receiving, and more than 1,000 yards in punt and kickoff returns during that junior campaign ... Scored 22 touchdowns ... Credited with running a 4.5 in the 40-yard dash by national recruiting web site Scout.com ... Also a standout on his high school basketball team ... Other top scholarship offers: Alabama, Tennessee, Auburn and Kentucky.

PERSONAL: Born Brandon Heavens, 4-28-91 ... Son of Mrs. Debbie Mixon.

BRANDON HEAVENS' CAREER RECEIVING STATS						
YEAR	G/GS	CGT	YDS	AVG.	TD	LP/OPPONENT
2009	12/1	7	36	5.1	0	14 / Houston
TOTALS	12/1	7	36	5.1	0	14 / HOUSTON

BRANDON HEAVENS' GAME-BY-GAME RECEIVING STATS						
DATE	OPPONENT	REC	YARDS	AVG	TD	LONG
9/5/09	JACKSON STATE	1	-4	-4.0	0	0
9/12/09	at Auburn	0	0	0	0	0
9/19/09	* at Vanderbilt	2	11	5.5	0	8
9/26/09	LSU	0	0	0.0	0	0
10/3/09	GEORGIA TECH	0	0	0.0	0	0
10/10/09	HOUSTON	2	10	5.0	0	14
10/17/09	at Middle Tennessee	0	0	0.0	0	0
10/24/09	FLORIDA	1	13	13	0	13
10/31/09	at Kentucky	0	0	0.0	0	0
11/14/09	ALABAMA	0	0	0.0	0	0
11/21/09	at. Arkansas	0	0	0.0	0	0
11/28/09	OLE MISS	1	6	6.0	0	6





*SYLVESTER
HEMPHILL*

#23

SOPHOMORE | FULLBACK
5-11 | 235
1L


OLIVE BRANCH, MISS. (OLIVE BRANCH)

CAREER: Emerged as a solid fullback and special teamer after walking on to the Bulldog squad out of high school ... Came to Mississippi State from the traditional high-school hotbed of Olive Branch, Miss.

2009: Played in all 12 games during his redshirt freshman season ... Carried three times for five yards in the season opener against Jackson State ... Saw action mainly on special teams during the course of the season ... Served on the field goal and point after protection units.

2008: Redshirted his true freshman season on campus.

HIGH SCHOOL: Played for head coach Scott Samsel at Olive Branch High School ... Compiled 119 tackles during his junior season ... Selected to play linebacker in the Mississippi-Alabama High School All-Star Game ... Credited with five tackles and a forced fumble in that contest ... One of several recent Bulldogs to prep at Olive Branch, including senior linebacker K.J. Wright.





BRANDON HENDERSON #85

SENIOR | TIGHT END
6-2 | 245
2L
FAYETTEVILLE, GA. (FAYETTE COUNTY)

CAREER: Has played in 18 games for Mississippi State during his college career after redshirting his first season with the Bulldogs ... Has caught six passes for 70 yards, an 11.7-yard average, and one touchdown ... Came to Starkville as a solid all-around player in the talent-laden Georgia high school ranks.

2009: Played in only four games during an injury-plagued junior season ... Saw action in the season opener and did not see the playing field again until Week 10 against Alabama.

2008: Played in all 12 games during his sophomore season at the tight end position and on special teams ... Caught six passes for 70 yards, an 11.7-yard average, and one touchdown ... All of those statistics came during a four-week stretch at mid-season, Weeks 6-9 ... Had the first two catches of his collegiate career during Mississippi State's mid-season win over Vanderbilt, gaining 11 yards, including a touchdown ... Added a 12-yard reception in Week 7 at Tennessee ... Made one catch (2 yards) in his team's homecoming win over Middle Tennessee ... Had two catches for 45 yards in Week 9 action against Kentucky .

2007: Had the beginning of his redshirt freshman season slowed by an ankle injury which limited him most of the early portion of the season ... Played for the first time during his redshirt freshman campaign in Week 3 vs. Auburn ... Saw game action again one week later against Gardner-Webb.

2006: Sat out his first season on campus as a true freshman redshirt.

HIGH SCHOOL: Ran a 4.87 40-yard dash at the Athens (Ga.) NIKE Training Camp prior to his senior high school season ... His 4.31 time in the shuttle, however, was the second-fastest among those players classified as "athletes" at the camp ... Was also second in that group with 18 repetitions of 185 pounds in the bench press ... Finished fourth among those players with a 31-inch vertical leap ... Played both wide receiver and tight end during his high school career for head coach Tommy Webb at Fayette County (Ga.) High School ... Had 21 pass receptions during his senior season for the Tigers, working as both a tight end and an h-back on a predominately running team ... Made 18 catches with a pair of scores as a junior ... Also saw action at defensive end ... Committed to Mississippi State in November 2005.

PERSONAL: Born Brandon Michael Henderson, 2-15-88, in Athens, Ga... Son of Mr. Keith Henderson and Ms. Carolyn Jones ... His father played football at Georgia and lettered for the Bulldogs 1985-88, and later played professionally with the San Francisco 49ers (1989-92) and Minnesota Vikings (1992) ... Majoring in broadcasting.





MEDIA INFORMATION



**MICHAEL
HUNT #45**

SOPHOMORE | LINEBACKER

6-3 | 245

SQ

MEADVILLE, MISS. (FRANKLIN COUNTY)

MISSISSIPPI STATE

CAREER: Has played in five games during his still young Bulldog career ... Enrolled at Mississippi State in January of 2009 after finishing high school ... High school standout in the defensive secondary at Mississippi prep power Franklin County.

2009: Saw action in five games during his redshirt freshman season ... Played mainly on special teams ... Recorded one tackle against Florida ... Played in the season opener against Jackson State and again against Georgia Tech ... Played for three consecutive weeks in the middle of the season, seeing special teams work against Middle Tennessee, Florida and Kentucky.

2008: Sat out the season as a true freshman redshirt.

HIGH SCHOOL: Ranked as the No. 63 safety prospect in the country by ESPN.com following his senior season at Franklin County (Miss.) High School in 2006 ... Rated among the top 60 defensive backs in the Southeast by PrepStar recruiting magazine in its season-ending yearbook ... Credited with running a 4.53 in the 40-yard dash by that publication ... Listed as the No. 16 prospect in the state following his senior season by Rivals.com, the second-best defensive back in its ranking ... Rated the No. 26 prospect in the state of Mississippi, regardless of position, by SuperPrep Recruiting Magazine, the second-best safety on the list ... Credited with a 300-pound bench press by the Rivals.com recruiting web site ... Benched 185 pounds 15 times at the Baton Rouge summer 2006 NIKE Training Camp ... Two-way star for head coach Grady McCluskey at Franklin County in Meadville, Miss... . Helped lead his team to a 14-1 record and a Class 3A state title as a senior ... Played wide receiver and defensive back for the Bulldogs ... Registered 60 tackles and made three interceptions during his senior campaign ... Registered five interceptions during his junior season at Franklin County ... Other top scholarship offer: Ole Miss ... Committed to MSU in May 2006.

PERSONAL: Born Mike Monroe Hunt Jr., 9-19-88 ... Son of Mr. and Mrs. Mike Hunt Sr.



2010 BULLDOGS

HISTORY

RECORDS



HEATH HUTCHINS #38

SENIOR | PUNTER

6-1 | 205

1L

SALTILLO, MISS. (ITAWAMBA [MISS] CC)

CAREER: Has handled punting duties for the Bulldogs since joining the program in January 2009 and participating in spring practice ... Booted fifty punts for a 39.7 yard average during his first season on campus ... Came to State from the Mississippi junior college system as an all-star punter.

2009: Earned starting spot as Bulldog punter from the beginning of the season ... Began his career with a 56-yard boot against Jackson State and another pinned inside the 20 ... Finished the season with 22 forced fair catches and a pair of 50-yarders ... Had 11 punts downed inside opponents' 20 yard line ... Credited with one tackle on the year, coming against Kentucky.

JUNIOR COLLEGE: Punted 93 times for a 44-yard average during his two seasons as a junior college punter ... Selected first-team, junior college all-America punter by the National Junior College Athletic Association ... Chosen first-team, All-Region XXIII punter by the NJCAA ... Named pre-season All-America prior to his sophomore campaign ... Led the nation in punting during his sophomore campaign, averaging 46.1 yards on 69 kicks, with a season-best 69-yard boot ... Had a string of six straight games during his sophomore season in which he pinned the opponent inside the 2-yard line, and 25 of 42 inside the 20 for the year ... Also handled the kicking duties the final five games of that season and missed just one field goal ... Named all-state by the Mississippi Association of Community and Junior Colleges following his freshman season ... Led the state of Mississippi and ranked sixth nationally in punting as a freshman, averaging 41.8 yards per punt ... Had a season best 57-yarder during his first JUCO season ... Thirty of those 55 punts came to rest inside the opponent 20-yard line ... Played for head coach Jeff Terrill at Itawamba (Miss.) Community College ... Also an outstanding student in the junior college classroom ... Committed to MSU in November 2008.

HIGH SCHOOL: Rated the No. 1 punter at the Ray Guy Punting Academy following his senior season ... Played at Saltillo (Miss.) High School as a freshman, junior and senior ... Spent his sophomore year in high school at Wynne, Arkansas.

PERSONAL: Born Heath Hutchins, 3/6/88 ... Son of Mr. and Mrs. Keith Hutchins ... Also a competition duck caller and outdoors photographer.

HEATH HUTCHINS' CAREER PUNTING STATS						
YEAR	G/GS	NO	YDS	AVG.	IN20	LP/OPPONENT
2009	12/12	50	1986	39.7	11	56 / Jackson State
TOTALS	12/12	50	1986	39.7	11	56 / JACKSON STATE

HEATH HUTCHINS' GAME-BY-GAME PUNTING STATS						
DATE	OPPONENT	PUNTS	YARDS	AVG	IN20	LONG
9/5/09	* JACKSON STATE	2	98	49.0	1	56
9/12/09	* at Auburn	6	271	45.2	1	49
9/19/09	* at Vanderbilt	8	321	40.1	0	46
9/26/09	* LSU	5	205	41.0	2	52
10/3/09	* GEORGIA TECH	0	0	0	0	0
10/10/09	* HOUSTON	2	60	30.0	0	46
10/17/09	* at Middle Tennessee	7	257	36.7	3	42
10/24/09	* FLORIDA	4	148	37.0	1	39
10/31/09	* at Kentucky	4	152	38.0	0	48
11/14/09	* ALABAMA	5	198	39.6	1	46
11/21/09	* at Arkansas	6	228	38.0	2	45
11/28/09	* OLE MISS	1	48	48.0	0	48





GABE JACKSON #61

REDSHIRT FRESHMAN | OFFENSIVE LINEMAN
 6-4 | 305
 RS
 LIBERTY, MISS. (AMITE COUNTY)

CAREER: Still awaiting first chance to help on the playing field ... Redshirted during his true freshman season on campus ... Highly-recruited lineman from the Mississippi prep ranks.

2009: Redshirted his true freshman year.

HIGH SCHOOL: Ranked as the No. 52 offensive tackle prospect in the country by recruiting web site Scout.com ... Considered the third-best offensive lineman in Mississippi by Scout.com, which credits him with a 5.1-second time in the 40-yard dash ... Rivals.com has him ranked as the No. 85 offensive tackle prospect in the nation ... That site also has him ranked as the No. 28 prospect in the state of Mississippi, the fourth-best offensive lineman on the chart ... Rated with the top 40 high school prospects in the state of Mississippi by the Jackson Clarion-Ledger following his senior season ... Has started both ways at tackle since his freshman season ... Other top scholarship offers: LSU, Auburn, and Ole Miss ... Solid 2.8 grade point average in the high school classroom ... Committed to MSU in July 2008.

PERSONAL: Born Gabriel C. Jackson, 7-12-91 ... Son of Mr. and Mrs. Charles Jackson ... His father was his high school coach.





JOSH JACKSON #65

SOPHOMORE | DEFENSIVE LINEMAN
6-2 | 300
1L
CANTON, MISS. (CANTON)

CAREER: Has played in six games for the Bulldog defense and has made one tackle ... Rated among the top defensive tackle prospects in the country coming out of high school.

2009: Saw only playing time in season-ending Egg Bowl victory ... Excelled at times as a member of the scout team defensive front.

2008: Played in five games as a true freshman, making one tackle on the season ... Saw action against Southeastern Louisiana in Week 2, at Georgia Tech in Week 4, and in the season's final three games at Alabama, vs. Arkansas, and at Ole Miss ... Made his lone tackle against the Crimson Tide.

HIGH SCHOOL: Ranked as the No. 25 defensive tackle in the nation by recruiting web site Rivals.com ... That site tabbed him as the 11th-best player, regardless of position, in the state of Mississippi ... Listed as the No. 42 defensive tackle prospect in the U.S. by ESPN.com in its post-season ranking ... Rated the No. 55 defensive tackle in the country by recruiting website Scout.com ... He topped all defensive tackles at the New Orleans Scout.com combine by running a 5.12 in the 40-yard dash ... Also credited with a 335-pound bench press maximum by recruiting website Rivals.com ... Rated No. 14 on SuperPrep's post-season All-America listing of the state of Mississippi's top players ... Rated among the top 25 recruits in the state of Mississippi by the Jackson Clarion-Ledger following his senior season ... Played defensive end and defensive tackle for four seasons for head coach James Davis at Canton (Miss.) High School ... Made 102 tackles, including 15 quarterback sacks, during his senior season ... Also forced a pair of fumbles ... Led Class 4A in quarterback sacks during his junior season with 14 ... Also had 84 total tackles, leading the Tigers to a post-season playoff berth ... An honor roll student on the high school level ... Other top scholarship offer: Ole Miss ... Committed to MSU in May 2007.

PERSONAL: Born Joshua Kenoriss Jackson, 2-12-90, in Jackson, Miss... . Son of Mr. and Mrs. Robert Jackson.





DEVIN JONES #60

SOPHOMORE | DEFENSIVE LINEMAN
 6-0 | 270
 1L
 OLIVE BRANCH, MISS. (DESOTO COUNTY)

CAREER: Expected to compete for playing time along the defensive front in 2010 ... Earned playing time in 12 games during his redshirt freshman season ... Came to State as a highly regarded defensive end candidate.

2009: Played in all 12 games during his redshirt freshman season ... Saw time on special teams and along the defensive line ... Served on the punt coverage team ... Tallied 14 tackles with 3.5 tackles for loss on the year ... Posted a season-high three tackles against Houston ... Recorded his first career sack against Middle Tennessee ... Credited with 1.5 sacks against Kentucky.


2008: Sat out his true freshman season as a redshirt.

HIGH SCHOOL: Ranked as the No. 62 defensive end prospect in the country by ESPN.com in its post-season listing ... Rated the No. 70 defensive end prospect in the country by recruiting web site Rivals.com ... Credited with running a 4.63 in the 40-yard dash and with a 300-pound bench press maximum by Rivals ... Rated No. 17 on SuperPrep's post-season All-America listing of the state of Mississippi's top players ... Rated among the top 25 recruits in the state of Mississippi by the Jackson Clarion-Ledger following his senior season for head coach Chris Purnell at DeSoto Central High School ... Suffered a knee injury during spring practice following his junior campaign and sat out his entire senior season for the Jaguars ... Won the state Class 4A Power Lifting championship in the 242-pound division during his junior and senior seasons in high school ... Other top scholarship offers: Ole Miss ... Committed to MSU in July 2007.

PERSONAL: Born Devin Chrishawn Jones, 7-7-90, in Memphis, Tenn... . Son of Mr. and Mrs. Marcus Threatt.

DEVIN JONES' CAREER DEFENSIVE STATS									
YEAR	G/GS	TT	UT	AT	TFL-YDS	SCK-YDS	FF/FR	PD	INT-YD
2009	12/0	14	6	8	3.5-15	2.5-11	0/0	0	0-0
TOTALS	12/0	14	6	8	3.5-15	2.5-11	0/0	0	0-0

DEVIN JONES' GAME-BY-GAME DEFENSIVE STATS							
DATE	OPPONENT	TT	UT	AT	TFL-YDS	SCK-YDS	
9/5/09	JACKSON STATE	1	0	1	0-0.0	0-0	
9/12/09	at Auburn	2	1	1	1.0-4	0-0	
9/19/09	at Vanderbilt	1	0	1	0-0.0	0-0	
9/26/09	LSU	0	0	0	0-0.0	0-0	
10/3/09	GEORGIA TECH	0	0	0	0-0.0	0-0	
10/10/09	HOUSTON	3	2	1	0-0.0	0-0	
10/17/09	at Middle Tennessee	2	2	0	1-0.9	1.0-9	
10/24/09	FLORIDA	0	0	0	0-0.0	0-0.0	
10/31/09	at Kentucky	2	1	1	1-5.2	1.5-2	
11/14/09	ALABAMA	1	0	1	1.0-2	0-0	
11/21/09	at Arkansas	2	0	2	0-0.0	0-0	
11/28/09	OLE MISS	0	0	0	0-0.0	0-0	





JAMIE JONES #33

JUNIOR | LINEBACKER
6-0 | 240
2L
SPRINGDALE, ARK. (SPRINGDALE)

CAREER: Has played in 23 games for Mississippi State after sitting out his true freshman season as a redshirt ... Has made one start as a linebacker, but been a valuable special teams member ... Came to MSU following a standout career as a linebacker and running back at Springdale (Ark.) High School.

PERSONAL: Born Jamie Durell Jones, 2-8-89, in Springdale, Ark... . Son of Mr. Cleophus Jones and Ms. Sarah Jones ... Cousins Terrell Fletcher (San Diego Chargers), Bryan Fletcher (Indianapolis Colts), and Greg Lasker (New York Giants) all play in the National Football League.

2009: Saw playing time in 11 games, mainly on special teams ... Only missed the Houston contest due to injury ... Credited with six tackles on the season ... Recorded a pair of stops against both Jackson State and Vanderbilt ... Also picked up a fumble in each of those two contests.

2008: Played in all 12 games during his redshirt freshman season at linebacker and on special teams, making one start ... Earned a starting call in Week 2 win over Southeastern Louisiana ... Recorded 10 tackles, including one-half tackle for loss (minus 1 yard) ... Made one tackle, a half-tackle for loss (minus 1 yard), in Mississippi State's season opener at Louisiana Tech ... Rose to the starting call at middle linebacker for the team's Week 2 game vs. Southeastern Louisiana when a leg injury ended Jamar Chaney's season ... Had one hit against the Lions in his first career start in State's home-opener ... Added another one week later in State's SEC opener vs. Auburn ... Had one more stop in Week 4 at Georgia Tech ... Returned to the stats column with another hit in his team's homecoming win over Middle Tennessee ... Was back in the stats column for the final two weeks of the season ... Had one hit in Week 11 against Arkansas and produced a season-best four tackles at Ole Miss in the season finale.

2007: Redshirted his true freshman season.

HIGH SCHOOL: Rated the No. 42 strong side linebacker in the country by recruiting web site Scout.com ... Ranked with the top 40 linebackers in the southeast in the 2007 Rivals recruiting yearbook ... Ranked among the top 50 linebackers in the Southeast by PrepStar recruiting magazine in its season-ending yearbook, one of just two linebackers listed from the state of Arkansas ... That publication ranked him among the top 15 players in the state ... Also listed No. 15 in the state of Arkansas by SuperPrep Recruiting Magazine in its season-ending All-America issue, the state's top-ranked linebacker ... Credited with a 310-pound bench press max by SuperPrep ... Ran a 4.58 40-yard dash at the Austin Scout.com camp prior to his senior season ... Played both tailback and linebacker for head coach Kevin Johnson at Springdale (Ark.) High School ... Rushed for more than 800 yards and made 70 tackles during an illness-plagued senior season for the Bulldogs ... Also had a pair of interceptions, one of which he returned for a touchdown ... Made 80 tackles, including seven quarterback sacks, during his junior season for the Bulldogs, helping lead the team to a 14-0 overall record and a state title ... That team was ranked second nationally by USA Today ... Transferred to Springdale from Conway (Ark.) High School, where he played as a sophomore ... Also an all-state track performer ... Other top scholarship offers: Ole Miss, Kentucky, Kansas State and Kansas ... Committed to MSU in January 2007.

JAMIE JONES' CAREER DEFENSIVE STATS									
YEAR	G/GS	TT	UT	AT	TFL-YDS	SCK-YDS	FF/FR	PD	INT-YD
2008	12/1	10	6	4	0.5-1	0-0	0/0	0	0-0
2009	11/0	6	1	5	0.0-0	0.0-0	0/2	0	0-0
TOTALS	23/1	16	7	9	0.5-1	0.0-0	0/2	0	0-0

JAMIE JONES' GAME-BY-GAME DEFENSIVE STATS						
DATE	OPPONENT	TT	UT	AT	TFL-YDS	SCK-YDS
8/30/08	at Louisiana Tech	1	0	1	0.5-1	0-0
9/6/08	* SOUTHEASTERN LOUISIANA	1	1	0	0	0-0
9/13/08	AUBURN	1	1	0	0	0-0
9/20/08	at Georgia Tech	1	1	0	0	0-0
9/27/08	at LSU	0	0	0	0	0-0
10/11/08	VANDERBILT	0	0	0	0	0-0
10/18/08	at Tennessee	0	0	0	0	0-0
10/25/08	MIDDLE TENNESSEE	1	1	0	0	0-0
11/1/08	KENTUCKY	0	0	0	0	0-0
11/15/08	at Alabama	1	1	0	0	0-0
11/22/08	ARKANSAS	1	1	0	0	0-0
11/28/08	at Ole Miss	4	1	3	0	0-0
9/5/09	JACKSON STATE	2	0	2	0	0-0
9/12/09	at Auburn	1	0	1	0	0-0
9/19/09	at Vanderbilt	2	1	1	0	0-0
9/26/09	LSU	0	0	0	0	0-0
10/3/09	GEORGIA TECH	1	1	0	0	0-0
10/10/09	HOUSTON	0	0	0	0	0-0
10/17/09	at Middle Tennessee	0	0	0	0	0-0
10/24/09	FLORIDA	1	0	1	0	0-0
10/31/09	at Kentucky	0	0	0	0	0-0
11/14/09	ALABAMA	0	0	0	0	0-0
11/21/09	at Arkansas	0	0	0	0	0-0
11/28/09	OLE MISS	0	0	0	0	0-0



MEDIA INFORMATION

MISSISSIPPI STATE

2010 BULLDOGS

HISTORY

RECORDS



MEDIA INFORMATION

MISSISSIPPI STATE

2010 BULLDOGS

HISTORY

RECORDS



MAURICE LANGSTON #15

SENIOR | DEFENSIVE BACK

5-10 | 180

1L

MERIDIAN, MISS. (EAST CENTRAL [MISS.] CC)

CAREER: Listed as a potential starter in 2010 ... Emerged as a top cornerback during his first season on campus ... Came to Mississippi State after a standout career at East Central Mississippi CC.

2009: Career got off to a slow start as he didn't appear in a game until Week 4 ... Played the final eight games of the season ... Earned five starts in the second half of the season ... Credited with 18 total tackles and 2.5 tackles for loss ... Posted season-high five tackle outings against Florida and Alabama ... Posted a tackle for loss against both Middle Tennessee and Alabama.

JUNIOR COLLEGE: Listed No. 24 on Super Prep Magazine's ranking of the top junior college prospects in the country in its post-season All-America issue ... Named first-team all-Region XXIII and first-team, all-state by the Mississippi Association of Community and Junior Colleges as a wide receiver for head coach Steve Cheatam at East Central (Miss.) Community College ... Also named first-team, all-Region as a return specialist ... Rated #3 on the Jackson Clarion-Ledger list of the state's top junior college prospects following his sophomore season ... Led the nation in touchdowns, scoring 21 as a sophomore as both a kick returner and wide receiver ... Caught 44 passes for 658 yards, a 15-yard average, and seven touchdowns ... Also rushed 54 times for 267 yards and 10 more TDs ... Averaged 31 yards per punt return during his sophomore campaign for the Warriors, leading the nation in that category, and scoring two touchdowns ... Added 22 yards per kickoff return and another score ... Credited with running a 4.4 in the 40-yard dash by recruiting web site Scout.com ... Committed to MSU in December 2008 ... Other top scholarship offer: Kentucky.


ARKANSAS STATE: Redshirted his true freshman season as a defensive back.

HIGH SCHOOL: Selected to play in the Mississippi/Alabama High School All-Star game following his senior season of high school ... Two-way starter at quarterback and defensive back for head coach Steve Nelson at Northeast Lauderdale in Meridian ... Threw for 1,765 yards and 17 touchdowns on 108-of-175 passing (.617) while rushing 182 times for 1,179 yards (6.5 yard average) and another 15 touchdowns ... Returned punts 77 and 71 yards for touchdowns ... Averaged 25 yards per punt return and 27 yards per kick return ... Tossed just four interceptions as a senior, earning first-team all-state recognition ... Timed at 4.4 seconds in the 40-yard dash ... Ran 10.7 seconds in the 100-meter dash and qualified for the state meet in the triple jump while helping to break the school record in the 4x400 relay (3:32) ... Nominated for the Old Spice Red Zone Player of the Year ... Helped guide team to a 7-4 record and a spot in the Class 4A playoffs ... Named an all-state pick by the Mississippi Association of Coaches and by the Jackson Clarion-Ledger ... Tabbed all-area by the Meridian Star ... As a junior passed for 1,200 yards and rushed for just over 1,000 and 12 touchdowns for the Trojans ... Also a standout basketball player on the high school level, averaging over 20 points per game ... Honor student on the high school level.

PERSONAL: Born Maurice Sanchez Langston, 4/26/88, in Meridian, Miss. ... Son of Mr. and Mrs. James Houston.

MAURICE LANGSTON'S CAREER DEFENSIVE STATS									
YEAR	G/GS	TT	UT	AT	TFL-YDS	SCK-YDS	FF/FR	PD	INT-YDS
2009	8/5	18	12	6	2.5-10	0.0-0	0/0	0	0-0
TOTALS	8/5	18	12	6	2.5-10	0.0-0	0/0	0	0-0

MAURICE LANGSTON'S GAME-BY-GAME DEFENSIVE STATS								
DATE	OPPONENT	TT	UT	AT	TFL-YDS	PBU	INT-YDS	
9/26/09	LSU	0	0	0	0-0	0	0-0	
10/3/09	GEORGIA TECH	0	0	0	0-0	0	0-0	
10/10/09	HOUSTON	0	0	0	0-0	0	0-0	
10/17/09	* at Middle Tennessee	3	3	0	1.0-5	0	0-0	
10/24/09	* FLORIDA	5	3	2	0-0	0	0-0	
10/31/09	* at Kentucky	3	0	3	0.5-2	0	0-0	
11/14/09	* ALABAMA	5	4	1	1.0-3	0	0-0	
11/21/09	* at Arkansas	2	2	0	0.0-0	0	0-0	





ADDISON LAWRENCE

#62

JUNIOR | OFFENSIVE LINEMAN

6-4 | 300

2L

COLDWATER, MISS. (MAGNOLIA HEIGHTS)

CAREER: Enters the fall expected to return to his starting role at right tackle ... Has played in 22 games for Mississippi State on both special teams and along the offensive line... Made the move from high school tight end to the offensive line at State and redshirted his first season on campus ... Was all-state at tight end in the Mississippi Private School Association.

2009: Earned a starting role at right tackle in all 12 games ... Helped the Bulldog offense lead the SEC and finish ninth nationally in rushing offense, averaging more than 227 yards per game ... The offensive line created room for the offense to increase yards-per-game by nearly 100 yards from the previous season ... The o-line also allowed 16 fewer sacks in 2009 ... Played every snap in 10 games ... Helped pave the way for running back Anthony Dixon to set a new school record with 1,391 yards on the year ... Also cleared the path for the offense to eclipse the 300 rushing yard mark four times, including rushing 55 times for 327 yards at Arkansas and 59 times for 317 yards in the season-ending win over Ole Miss.

2008: Played in 10 games for Mississippi State during his first season of eligibility ... Saw his first collegiate action during Mississippi State's home-opening win over Southeastern Louisiana ... Was on the field for nine offensive plays against the Lions ... Played on special teams through his redshirt freshman season.

2007: Redshirted his true freshman season.


HIGH SCHOOL: Rated the No. 78 tight end prospect in the country by ESPN.com following his senior season ... Ranked among the top 25 players in the state of Mississippi by the Jackson Clarion-Ledger following his senior season, one of the top seven offensive linemen in the state ... Listed as the No. 25 prospect in the state by Rivals.com ... Rated the No. 28 prospect in the state of Mississippi, regardless of position, by SuperPrep Recruiting Magazine and its season-ending All-America issue, the top-rated tight end on the list ... Named first-team, all-state at tight end by the Mississippi Private School Association Football Committee ... Credited with running a 5.0 40-yard dash at the Scout.com combine in Tuscaloosa, Ala... . Ran a 4.37 shuttle time at the Clemson NIKE Training Camp, the fastest among all tight ends ... He also pressed 185 pounds 17 times, the third-best total on the bench in his classification . . .Had a 28-inch vertical leap at that Scout camp ... Started on both sides of the football and served as the Chief's long snapper during his high school career for head coach Cliff Young at Magnolia Heights in Senatobia, Miss... . Had 11 catches for 225 yards, a 20.5-yard average, and five touchdowns during his senior campaign ... Made 10 catches for 190 yards and a score as a sophomore ... As an outstanding track and field athlete, he won the state discus competition as a sophomore and junior ... Outstanding student in the classroom with a 3.5 grade point average ... Committed to MSU in June 2006.

PERSONAL: Born Carl Addison Lawrence, 1-14-89, in Memphis, Tenn... . Son of Mr. and Mrs. Carl Lawrence.





MEDIA INFORMATION



CAMERON LAWRENCE #10

SOPHOMORE | LINEBACKER

6-2 | 225

1L

COLDWATER, MISS. (MAGNOLIA HEIGHTS)

MISSISSIPPI STATE

CAREER: Versatile athlete could help at several different positions in 2010 ... Has played quarterback, receiver, safety and linebacker during first year of career at Mississippi State ... Participated in 2009 spring drills at State following a star-studded high school career on both sides of the ball.

2009: Played in all 12 games during his true freshman season ... Totaled 14 tackles on the year, seeing time mainly on the kick coverage units ... Posted a pair of tackles three times, including the season-opener against Jackson State ... Also credited with two stops against Auburn and Kentucky ... Closed out the season with a career-best four tackles in the Egg Bowl victory.

HIGH SCHOOL: Named second-team, all-state in all classifications at linebacker by the Jackson Clarion-Ledger following his senior season ... That newspaper listed him among their Dandy Dozen prior to his senior season, symbolic of being one of the top 12 players in the state ... Credited with running a 4.66 40-yard dash at the New Orleans Scout.com combine prior to his junior season ... Also credited with a 265-pound bench press by Scout.com ... Selected to the Mississippi Association of Private Schools all-star team following his senior campaign and captained the North squad ... Helped lead coach Cliff Young's Magnolia Heights' team to a 22-2 record during his final two seasons of football, playing both quarterback and defensive back ... Accounted for 1,854 yards during his junior season and scored 26 touchdowns as a quarterback on offense ... Also amassed 138 tackles and four pass interceptions while playing defense ... Named all-state by the Mississippi Private School Association following that junior campaign ... Helped Magnolia Heights win a state title during his sophomore season ... Also ran track for the Chiefs, finishing second in the state in the 300 meter hurdles ... Helped lead the school's baseball team to a state runner-up finish as a sophomore ... Outstanding student in the high school classroom with a 3.7 grade point average ... Other top scholarship offers: Oklahoma State and Duke ... Committed to MSU in March 2008.

PERSONAL: Born Cameron Aaron Lawrence, 1/20/91, in Altus, Okla... Son of Mr. and Mrs. Carl Lawrence ... His brother Addison also plays for the Bulldogs.


2010 BULLDOGS

HISTORY

RECORDS

CAMERON LAWRENCE'S CAREER DEFENSIVE STATS									
YEAR	G/GS	TT	UT	AT	TFL-YDS	SCK-YDS	FF/FR	PD	INT-YDS
2009	12/0	14	5	9	0.0-0	0.0-0	0/0	0	0-0
TOTALS	12/0	14	5	9	0.0-0	0.0-0	0/0	0	0-0

CAMERON LAWRENCE'S GAME-BY-GAME DEFENSIVE STATS						
DATE	OPPONENT	TT	UT	AT	PBU	INT-YDS
9/5/09	JACKSON STATE	2	0	2	0	0-0
9/12/09	at Auburn	2	2	0	0	0-0
9/19/09	at Vanderbilt	1	0	1	0	0-0
9/26/09	LSU	0	0	0	0	0-0
10/3/09	GEORGIA TECH	0	0	0	0	0-0
10/10/09	HOUSTON	0	0	0	0	0-0
10/17/09	at Middle Tennessee	1	0	1	0	0-0
10/24/09	FLORIDA	0	0	0	0	0-0
10/31/09	at Kentucky	2	0	2	0	0-0
11/14/09	ALABAMA	1	1	0	0	0-0
11/21/09	at Arkansas	1	1	0	0	0-0
11/28/09	OLE MISS	4	1	3	0	0-0





D.J.
LOONEY #66

JUNIOR | OFFENSIVE LINEMAN
6-1 | 300
2L
BIRMINGHAM, ALA. (OAK MOUNTAIN)

CAREER: Has seen playing time in seven games during his Mississippi State career, earning one starting call at the center position ... Standout center in the state of Alabama, he redshirted his first season in Starkville.


2009: Saw playing time in three games during his sophomore season ... Earned snaps in the season opener against Jackson State and again in Week 10 against Alabama ... Entered the game on a key drive in Mississippi State's Egg Bowl victory.

2008: Played in four games during the season, earning one starting assignment ... Was on the field for seven perfect snaps at Louisiana Tech in the team's season opener ... Returned to the playing field a week later in the Bulldogs' home-opening win over Southeastern Louisiana with 17 more snaps ... Earned his first collegiate start at Alabama in Week 10 ... Played all 57 offensive snaps against the Crimson Tide, recording a 63 percent blocking grade ... Saw action in the season finale at Ole Miss.

2007: Redshirted as a true freshman.

HIGH SCHOOL: Rated the No. 11 offensive center prospect in the nation by ESPN.com ... Ranked as the No. 19 prep center in the country by the Rivals.com recruiting web site ... Named first-team, all-state in the Class 6A division and first-team all-metro in Birmingham by the Birmingham News on the offensive line ... Ranked No. 31 in the state of Alabama, regardless of position, in SuperPrep Magazine's season-ending All-America issue ... Three-year starter for head coach Jerry Hood at Oak Mountain High School in Birmingham, Ala... Ran a 4.84 shuttle time at the Tuscaloosa Scout.com combine, the sixth-fastest among all defensive tackles ... His 8.4-second clocking in the three-cone run was the fourth-best time at that camp, while his 7-8 in the broad jump was the sixth-longest ... Earned honorable mention all-state recognition as a junior for the Eagles ... Played in the state of Alabama Junior All-Star game ... Was also the top-rated heavyweight wrestler in the state of Alabama ... Other top scholarship offer: Alabama ... Committed to MSU in June 2006.

PERSONAL: Born David DeWayne Looney, 12-26-88, in Chattanooga, Tenn... Son of Mr. and Mrs. David Looney.





SHANE MCCARDELL #96

SOPHOMORE | DEFENSIVE LINEMAN
 6-5 | 245
 1L
 BEAUMONT, TEXAS (WEST BROCK)

CAREER: Speedy defensive end is still looking for his first real opportunity to help the Mississippi State football program on the game field ... Has seen action in nine games, mainly on special teams ... Despite limited high school experience, developed into an outstanding pass rusher on the prep level.

2009: Saw playing time in nine games during his redshirt freshman season ... Played mainly on kick coverage units ... Recorded one tackle in victory over Vanderbilt ... Credited with one quarterback hurry against Houston.

2008: Sat out his first year at State as a true freshman redshirt.

HIGH SCHOOL: Only played high school football during his junior and senior seasons for head coach Craig Stump at West Brook High School in Beaumont, Texas ... Credited with running a 4.6 in the 40-yard dash and with a 39 inch vertical jump by his high school coach... Started all nine games in which he saw action during his senior season ... Made 33 tackles, including five and one-half for loss (minus 46 yards), three and one-half of which were quarterback sacks (minus 31 yards) ... Forced a pair of fumbles and had one pass deflection during that senior campaign ... Started five times in the 12 games he played as a junior ... Had 18 tackles, including 12 for loss (minus 55 yards), seven of which were QB sacks (minus 38 yards) ... Also recovered a fumble in his junior season, his first year playing football on the high school level ... Also an outstanding basketball player and track athlete, who ran the anchor leg of his high school team's mile relay ... Class 5A regional qualifier as a junior in the 400 meters for the Bruins ... Other top scholarship offers: Texas, Arkansas, Baylor and Boise State ... Committed to MSU in January 2008.

PERSONAL: Born Shane Anthony McCardell, 1-16-90, in Beaumont, Texas ... Son of Mr. and Mrs. Nathaniel McCardell.

SHANE MCCARDELL'S CAREER DEFENSIVE STATS									
YEAR	G/GS	TT	UT	AT	TFL-YDS	SCK-YDS	FF/FR	PD	INT-YDS
2009	9/0	1	0	1	0.0-0	0.0-0	0/0	0	0-0
TOTALS	9/0	1	0	1	0.0-0	0.0-0	0/0	0	0-0

SHANE MCCARDELL'S GAME-BY-GAME DEFENSIVE STATS						
DATE	OPPONENT	TT	UT	AT	PBU	INT-YDS
9/5/09	JACKSON STATE	0	0	0	0	0-0
9/12/09	at Auburn	0	0	0	0	0-0
9/19/09	at Vanderbilt	1	0	1	0	0-0
9/26/09	LSU	0	0	0	0	0-0
10/3/09	GEORGIA TECH	0	0	0	0	0-0
10/10/09	HOUSTON	0	0	0	0	0-0
10/17/09	at Middle Tennessee	0	0	0	0	0-0
11/15/08	ALABAMA	0	0	0	0	0-0
11/28/08	OLE MISS	0	0	0	0	0-0





JOHNATHAN #57 MCKENZIE

REDSHIRT FRESHMAN | DEFENSIVE LINEMAN
6-6 | 265
RS
STARKVILLE, MISS. (STARKVILLE ACADEMY)

CAREER: Enters the fall as the top reserve at defensive end behind Pernell McPhee ... Natural talent still awaiting his first opportunity to help the Bulldogs on the playing field ... Local product played in high school at Starkville Academy.

2009: Redshirted his first season on campus.

HIGH SCHOOL: Named first-team, all-state in all classifications at tight end by the Jackson Clarion-Ledger newspaper ... Rated with the top 40 high school prospects in the state of Mississippi by the Jackson Clarion-Ledger following his senior season ... Chosen first-team, all-state by the Mississippi Private Schools Association ... Named to the MPSA All-Star game as a senior ... Was named the Defensive Most Valuable Player of the North squad in that game ... Credited with running a 4.9 in the 40-yard dash by national recruiting web site Rivals.com ... That site also credits him with a 315-pound bench press ... Two-way player who also starred at defensive end for head coach Brian Sims at Starkville (Miss.) Academy ... Had 27 pass receptions for 473 yards, a 17.5-yard average, and six touchdowns during his senior campaign ... Had 13 quarterback sacks while playing defense ... Also an all-state performer on the Starkville Academy basketball team ... Outstanding student in the high school class room with a perfect 4.0 grade point average ... Committed to Mississippi State in December 2008.

PERSONAL: Born Johnathan Tyler McKenzie, 5-24-90 ... Son of Mr. and Mrs. Duncan McKenzie ... His father lettered in football at Mississippi State from 1974-77.





JOHN MCMILLAN #72

SENIOR | OFFENSIVE LINEMAN
 6-1 | 290
 1L
 PARAGOULD, ARK. (PARAGOULD)

CAREER: Former walk-on that has earned a scholarship in the Bulldog football program ... Earned playing time on special teams in all 12 games last season ... Reserve offensive lineman came to Mississippi State from the Arkansas prep ranks.

2009: Played in all 12 games during his junior season ... Saw action mainly as a member of the special teams units ... Saw action as a reserve along the offensive line.


2008: Served as a member of the scout team along the offensive line ... Did not see any playing time during his sophomore season.

2007: Did not play during his redshirt freshman season.

2006: Redshirted his freshman season on campus.

HIGH SCHOOL: Played for head coach Brian Carter at Paragould High School ... Three year letter winner for the Rams ... Helped Paragould advance to the Arkansas State Playoffs each of his first two seasons ... Earned all-conference and all-state honors following his senior season ... Received offers from a pair of Division II schools.

PERSONAL: Son of Walter and Vicki McMillan ... Born 8-13-88 in Paragould, Ark.





PERNELL #90 MCPHEE

SENIOR | DEFENSIVE LINEMAN

6-4 | 285

1L

PAHOKEE, FLA. (ITAWAMBA [MISS.] CC)

CAREER: All-America candidate entering his senior season ... Emerged as a team leader along the defensive line during his first season on campus ... Earned All-Southeastern Conference honors during his junior year ... Joined the Mississippi State football program in January 2009 ... Highly decorated and highly recruited junior college defensive lineman.

2009: Earned All-SEC honors from both the league's coaches and the Associated Press ... Twice earned SEC Defensive Lineman of the Week honors ... Finished the year tied for sixth in the conference with 12.0 tackles for loss ... Posted 56 total tackles, one of the highest totals in the league for defensive linemen ... Also recorded a team-leading 5.0 sacks ... Posted five tackles with a quarterback hurry against Auburn ... Had a career day against Georgia Tech, tallying 11 stops, 3.5 tackles for loss and one sack ... Also forced a fumble against the Yellow Jackets ... Posted seven tackles with three tackles for loss against Arkansas ... Closed the season with five tackles and a quarterback hurry that forced and interception in the Egg Bowl victory.

JUNIOR COLLEGE: Two-time junior college all-America who led the state's junior colleges in quarterback sacks as both a freshman and sophomore, totaling 33 sacks during his junior college career ... Earned first-team junior college all-America recognition by the National Junior College Athletic Association following a star-studded sophomore season for head coach Jeff Terrill at Itawamba (Miss.) Community College ... Two-time all-state and all-Region XXIII player ... Named first-team, All-Region XXIII at defensive end ... Totaled a nation-leading 13.5 quarterback sacks during that sophomore season and 23.5 tackles for loss ... Named first-team, pre-season junior college all-America by the National Junior College Athletic Association and J.C. Gridwire Magazine prior to his sophomore campaign ... Earned second-team all-America by the NJCAA and J.C. Gridwire following his freshman season at ICC ... Totaled 67 tackles that season and led the Mississippi Association of Community and Junior Colleges with 19.5 quarterback sacks during that first season ... Also had 37 tackles for loss ... Other top scholarship offers: Alabama, Georgia, LSU, Kentucky, Illinois, Michigan, Kansas State and West Virginia ... Committed to MSU in July 2008.

HIGH SCHOOL: Only played one year of high school football ... Starred on both sides of the football for head coach Leroy Foster at Pahokee (Fla.) High School ... Played offensive tackle and defensive end for the Muckers ... Registered 75 total tackles, including 35 tackles for loss and 19 quarterback sacks during his senior season ... Also forced 12 fumbles ... Helped lead Pahokee to a 14-0 record and the Florida State Class 2B Championship ... Named all-state following that season ... Also a two-year starter in basketball on the prep level ... Other top scholarship offers: South Florida and Central Florida ... Signed with Southern Mississippi out of high school.

PERSONAL: Born Pernelle McPhee, 12/17/88 ... Grandson of Ms. Lela Osborne.

PERNELL MCPHEE'S CAREER DEFENSIVE STATS									
YEAR	G/GS	TT	UT	AT	TFL-YDS	SCK-YDS	FF/FR	PD	INT-YDS
2009	12/12	56	32	24	12.0-45	5.0-24	1/0	4	0-0
TOTALS	12/12	56	32	24	12.0-45	5.0-24	1/0	4	0-0

PERNELL MCPHEE'S GAME-BY-GAME DEFENSIVE STATS									
DATE	OPPONENT	TT	UT	AT	TFL-YDS	SCK-YDS	PBU	INT-YDS	
9/5/09	* JACKSON STATE	0	0	0	0.0-0	0.0-0	0	0-0	
9/12/09	* at Auburn	5	4	1	0.0-0	0.0-0	0	0-0	
9/19/09	* at Vanderbilt	3	1	2	1.5-7	1.5-7	1	0-0	
9/26/09	* LSU	4	2	2	0.0-0	0.0-0	0	0-0	
10/3/09	* GEORGIA TECH	11	6	5	3.5-15	1.0-5	0	0-0	
10/10/09	* HOUSTON	4	4	0	0.0-0	0.0-0	0	0-0	
10/17/09	* at Middle Tennessee	2	2	0	1.0-1	0.0-0	1	0-0	
10/24/09	* FLORIDA	4	2	2	1.5-3	1.5-3	1	0-0	
10/31/09	* at Kentucky	5	2	3	1.5-5	0.0-0	0	0-0	
11/14/09	* ALABAMA	6	3	3	0.0-0	0.0-0	1	0-0	
11/21/09	* at Arkansas	7	3	4	0.0-0	0.0-0	0	0-0	
11/28/09	* OLE MISS	5	3	2	0.0-0	0.0-0	0	0-0	





MARK MELICHAR #74

SENIOR | OFFENSIVE LINEMAN
 6-5 | 300
 3L
 BIRMINGHAM, ALA. (OAK MOUNTAIN)

CAREER: Earned playing time in 22 games during his career at Mississippi State ... Enters the fall as the top reserve at right guard, but has experience playing all along the offensive front ... Redshirted his true freshman season at State following an all-star high school career in the state of Alabama.

2009: Played in all 12 games during his junior season ... Saw action both as a reserve on the offensive line and on special teams.


2008: Started the first two games of the season ... Played all but nine snaps (65 of 74) in Mississippi State's season opener at Louisiana Tech, his first career start ... Scored a 75 percent blocking grade in Ruston, his first collegiate start ... Was on the field for 46 offensive snaps one week later in the Bulldogs' home-opening win over Southeastern Louisiana.

2007: Played in eight games for Mississippi State as a reserve at offensive tackle ... Saw action in the first two weeks of the season, against Gardner-Webb in Week 4, in Weeks 6 through 9, and at Arkansas in Week 11 ... Listed as the top back-up at left offensive tackle coming out of pre-season camp ... Was on the field for 12 offensive snaps as a reserve against LSU in the season opener, and turned in an 81 percent blocking grade against the Tigers ... Played 13 snaps in a reserve role one week later in the team's win over Tulane at the Superdome ... Was on the field for two perfect plays in the Bulldogs' Week 4 win over Gardner-Webb ... Had a knockdown block against the Runnin' Bulldogs ... Added two more perfect snaps two weeks later in the team's win over UAB ... Totaled six more perfect snaps with a knockdown block against Tennessee in Week 7 ... Was on the field for seven plays a week later at West Virginia, recording six plus plays for an 85 percent grade ... Added six late-game snaps in State's 31-14 win over nationally No. 14-ranked Kentucky ... Returned to the playing field for three snaps at Arkansas in Week 11.

2006: Sat out his first season at State as a true freshman redshirt.

HIGH SCHOOL: Rated with the top 60 offensive linemen in the Southeast by Prep Star Magazine in its season-ending issue ... Named to the Birmingham News all-state and all-metro teams following his senior season ... Named honorable mention all-state by the Alabama Sports Writers Association ... Named to the Birmingham News Super Seniors team ... Credited with a 325-pound bench press max and with running a 5.2 in the 40-yard dash by the Rivals.com recruiting website ... Two-year starter on the offensive line for head coach Jerry Hood at Oak Mountain High School in Birmingham, Ala... Selected to play in the Mississippi-Alabama High School All-Star game and nominated for the Alabama North/South all-star game ... Graded out at an 85 percent clip during his junior and senior seasons for the Eagles ... Had 112 pancake blocks as a senior, helping lead Oak Mountain to a 10-4 overall record ... Named honorable mention all-metro by the Birmingham News as a junior ... Outstanding high school student with a 3.3 grade point average ... Other top scholarship offer: Vanderbilt ... Committed to Mississippi State in August 2005.

PERSONAL: Born Mark William Melichar, 1-28-88, in Jackson, Miss... Son of Mr. and Mrs. Randolph Melichar ... Major is undeclared.





CHARLES MITCHELL #4

JUNIOR | DEFENSIVE BACK
 5-11 | 205
 2L
 CLARKSDALE, MISS. (CLARKSDALE)

CAREER: An All-Southeastern Conference candidate in 2010 ... Has played in all 24 games during his Bulldog career ... Has recorded 95 tackles and intercepted four passes during his career ... Saw immediate action in the Mississippi State defensive backfield as a true freshman ... Also a standout special teams player ... Was named the Gatorade Player of the Year for the state of Mississippi following his high school career in Clarksdale.

2009: Started all 12 games at safety during his sophomore year ... Posted 65 tackles with one and a half tackles for loss ... Tied for second on the team with four interceptions ... Also credited with a pair of pass breakups and one forced fumble ... Posted a career-high nine tackles against Georgia Tech ... Intercepted a Case Keenum pass and returned it 71 yards for a touchdown against Houston ... Picked off two passes in the season ending victory over Ole Miss.

2008: Played in all 12 games during his true freshman season for the Bulldogs ... Voted to the Freshman All-SEC team by the league's coaches ... Recorded 31 tackles and a pass deflection as a top reserve and special teams player ... Made at least one tackle in 10 of the 12 games, and nine straight to finish the season ... Tied for the team lead with five tackles in Mississippi State's home-opening win over Southeastern Louisiana ... Returned to the stats column with one hit at Georgia Tech in Week 4 ... Had three tackles at LSU in Week 5 ... Matched that total with three tackles in the Bulldogs' mid-season win over Vanderbilt ... Again made three hits at Tennessee in Week 7 ... Made two tackles in his team's homecoming victory over Middle Tennessee ... Added another hit in Week 9 game with Kentucky ... Matched his season high with five tackles at Alabama one week later ... Had four tackles and a pass deflection in the Bulldogs' Week 11 win over Arkansas ... Added four more hits in the season finale at Ole Miss.

HIGH SCHOOL: Named the Gatorade Player of the Year for the state of Mississippi his senior season ... Selected to play in the Mississippi-Alabama High School All-Star game following his senior season ... Led the Mississippi team to victory by pacing the defense in tackles (nine) and recording an interception in the all-star classic ... Chosen to the Jackson Clarion-Ledger Dandy Dozen prior to his senior season, symbolic of being one of the top 12 prospects in the state of Mississippi ... He was rated No. 4 on that newspaper's list of state's top high school recruits ... Selected first-team, all-state in the defensive backfield by the Clarion-Ledger ... Named as one of the top 250 players in the country by recruiting web site Rivals.com, he is that web site's 10th-ranked safety prospect nationally ... Rivals rated him the fifth-best prospect in Mississippi, the top-rated defensive back ... That site timed him a 4.58 in the 40-yard dash and with a 245-pound bench press max ... Ranked as the No. 22 safety in the nation by recruiting web site Scout.com, he is that site's

CHARLES MITCHELL'S CAREER DEFENSIVE STATS									
YEAR	G/GS	TT	UT	AT	TFL-YDS	SCK-YDS	FF/FR	PD	INT-YDS
2008	12/0	31	17	14	0.0-0	0.0-0	0/0	1	0-0
2009	12/12	64	39	25	1.5-3	0.0-0	1/0	2	4-131
TOTALS	24/12	95	56	39	1.5-3	0.0-0	1/0	3	4-131

CHARLES MITCHELL'S GAME-BY-GAME DEFENSIVE STATS							
DATE	OPPONENT	TT	UT	AT	TFL-YDS	PBU	INT-YDS
8/30/08	at Louisiana Tech	0	0	0	0-0	0	0-0
9/6/08	SOUTHEASTERN LA.	5	4	1	0-0	0	0-0
9/13/08	AUBURN	0	0	0	0-0	0	0-0
9/20/08	at Georgia Tech	1	1	0	0-0	0	0-0
9/27/08	at LSU	3	1	2	0-0	0	0-0
10/11/08	VANDERBILT	3	1	2	0-0	0	0-0
10/18/08	at Tennessee	3	1	2	0-0	0	0-0
10/25/08	MIDDLE TENNESSEE	2	2	0	0-0	0	0-0
11/1/08	KENTUCKY	1	0	1	0-0	0	0-0
11/15/08	at Alabama	5	4	1	0-0	0	0-0
11/22/08	ARKANSAS	4	2	2	0-0	1	0-0
11/28/08	at Ole Miss	4	1	3	0-0	0	0-0
9/5/09	* JACKSON STATE	3	3	0	0-0	0	1-17
9/12/09	* at Auburn	7	6	1	0-0	1	0-0
9/19/09	* at Vanderbilt	3	1	2	0.5-1	0	0-0
9/26/09	* LSU	4	3	1	0-0	0	0-0
10/3/09	* GEORGIA TECH	9	4	5	0-0	0	0-0
10/10/09	* HOUSTON	7	5	2	0-0	0	1-71
10/17/09	* at Middle Tennessee	2	1	1	0-0	0	0-0
10/24/09	* FLORIDA	5	1	4	0-0	1	0-0
10/31/09	* at Kentucky	6	2	4	0-0	0	0-0
11/14/09	* ALABAMA	6	4	2	1.0-2	0	0-0
11/21/09	* at Arkansas	6	5	1	0-0	0	0-0
11/28/09	* OLE MISS	6	4	2	0-0	0	2-43

No. 8 prospect overall in the state of Mississippi, the top-rated defensive back ... Credited with running a 4.56 40-yard dash and a 37-inch vertical jump by Scout at its New Orleans camp prior to his senior season ... SuperPrep rated him the No. 25 defensive backfield prospect in the country in its season-ending All-America issue ... That publication ranked him the No. 6 prospect in the state of Mississippi, the second-rated defensive back ... Two-year standout performer for head coach Jim Hughes at Clarksdale (Miss.) High School ... Starred as both a running back and defensive back for the Wildcats ... Made 78 tackles, four of which were quarterback sacks, and two pass interceptions in leading Clarksdale to the second round of the state playoffs as a senior ... Offensively, he rushed 80 times for 520 yards and nine touchdowns, and caught 14 passes for 200 yards and another score ... Named second-team, all-state in the secondary by the Clarion-Ledger as a junior when he led Clarksdale to the state semifinals ... Made 108 tackles and had three interceptions that season, while rushing for 1,151 yards and 12 touchdowns on offense ... Three-year starter on the prep level ... Solid student in the high school classroom with a 2.80 grade point average ... Other top scholarship offers: Nebraska, Michigan, Alabama, and Ole Miss.

PERSONAL: Born Charles D. Mitchell, 9-13-89 ... Son of Mr. and Mrs. Neil Mitchell.

MEDIA INFORMATION

MISSISSIPPI STATE

2010 BULLDOGS

HISTORY

RECORDS



REGGIE ODOM #69

SENIOR | DEFENSIVE LINEMAN
6-0 | 295
1L
DELAND, FLA. (DELAND)

CAREER: Has played in a 12 career games as a reserve on the defensive line and on special teams for Mississippi State ... Redshirted his true freshman season ... Highly recruited defensive lineman out of the Florida prep ranks.

2009: Played in 10 games serving mainly on special teams and seeing limited action as a reserve defensive lineman ... Vocal leader of punt protection unit ... Recorded a pair of tackles in the season-opening win over Jackson State.

2008: Saw action in two games during his sophomore season, playing in Week 2 vs. Southeastern Louisiana and at Georgia Tech two weeks later ... Did not record statistics.

2007: Did not see game action as a redshirt freshman.

2006: Sat out the season as a true freshman redshirt.

HIGH SCHOOL: Rated the No. 77 high school prospect, regardless of position, in the country by ESPN.com ... Selected to play in the CaliFlorida Bowl, the California vs. Florida All-Star game following his senior season ... Helped lead the Florida team to a 20-0 win over the California squad with a pass interception behind the line of scrimmage ... Rated the 37th-best defensive tackle in the nation by the Scout.com recruiting website ... Ranked as the No. 65 defensive tackle in the country by the Rivals.com recruiting website following his senior season ... Listed among the top 20 defensive linemen in the Southeast by Prep Star in its postseason magazine ... Rated the No. 34 player, regardless of position, in the state of Florida, the sixth-best defensive tackle by that website ... Credited with a 320-pound bench press max by Rivals ... Was ranked 26th nationally among defensive tackles prior to his senior campaign by that site ... Ranked with the top 50 offensive and defensive linemen in the SEC region by the G&W Recruiting Magazine ... The recruiting website floridakids.us ranked him the No. 20 prospect in Florida prior to his senior season, the second-best defensive line prospect on the list ... Standout four-year starter for head coach Dean Fabrizio at Class 6A Deland (Fla.) High School ... Helped lead the Bulldogs to a 7-3 record as a senior ... Recorded 78 total tackles, seven tackles for loss and three quarterback sacks ... Also credited with two forced fumbles and three fumble recoveries ... Also selected to play in the Central Florida All-Star game ... Made 50 tackles with eight quarterback sacks and three fumble recoveries during an injury-reduced junior season ... Outstanding high school student with a 3.5-plus grade point average ... Other top scholarship offers: South Carolina, Georgia Tech, Wake Forest and Louisville ... Committed to Mississippi State in January 2006.

PERSONAL: Born Reggie Maurice Odom, 10-6-87, in Pensacola, Fla... . Son of Mr. Reginald Odom and Ms. Lawanda Odom ... His father lettered in football at Southern Mississippi from 1974-77 ... Major is undeclared.





LADARIUS #27 PERKINS

REDSHIRT FRESHMAN | RUNNING BACK
5-10 | 190
RS
GREENVILLE, MISS. (ST. JOSEPH)

CAREER: Skilled runner that is expected to compete for playing time in 2010 ... Redshirted his first season on campus ... Came to Mississippi State after highly decorated football and track career in Mississippi.

2009: Sat out his true freshman season as a redshirt.

HIGH SCHOOL: Selected to play in the Mississippi-Alabama High School All-Star game ... Ranked as the No. 37 all-purpose back in the country by national recruiting web site Rivals.com ... That site also has him listed as the No. 24 prospect in Mississippi following his senior season ... Rivals credits him with a 4.4-second time in the 40-yard dash and with a 330-pound bench press ... Rated as the No. 77 running back in the country by national recruiting web site Scout.com ... Named second-team, all-state in all classifications at running back by the Jackson Clarion-Ledger newspaper ... Earned first-team, all-state in Class 1A by the Mississippi Association of Coaches ... Rushed 139 times for 1,915 yards, an amazing 13.8-yard per carry average, and 29 touchdowns, during his senior season ... Added another 400 yards receiving and five more scores for head coach Phillip Wasson at Greenville St. Joseph High School ... Rated with the top 25 high school prospects in the state of Mississippi by the Jackson Clarion-Ledger following his senior season ... He led St. Joseph to an 8-4 record and into the second round of the state playoffs during his junior season ... Made 38 tackles and four pass interceptions while playing defense ... Also a standout in track, he is the Class 1A defending state champion in both the 100 and 200 meters ... In the 100 meters, he ran a 10.9, breaking a state record that had stood for 30 years ... Other top scholarship offers: Auburn and BYU ... Committed to Mississippi State in January 2009.

PERSONAL: Born LaDarius Robert Perkins, 9-18-90 ... Son of Mr. Robert Perkins and Mrs. Vanessa Perkins.



MEDIA INFORMATION

MISSISSIPPI STATE

2010 BULLDOGS

HISTORY

RECORDS



RODNEY PRINCE #91

SENIOR | DEFENSIVE LINEMAN
 6-1 | 280
 1L
 IRONDALE, ALA. (SHADES VALLEY)

CAREER: Has played in six games for Mississippi State after redshirting his true freshman season ... Has made one hit in limited back-up work and special teams activity ... Came to Starkville as a highly respected defensive end prospect in the Alabama high school ranks.

2009: Played in only the season opener against Jackson State.

2008: Did not see action during his sophomore season.

2007: Played in five games for the Bulldogs in his redshirt freshman campaign ... Saw action in five of the season's first six weeks, missing only against Tulane in Week 2 during that stretch ... Entered the stats column for the first time in his career in Week 6 win over UAB ... Made one tackle, a half tackle for loss, in the 30-13 win over the Blazers.

2006: Sat out the season as a true freshman redshirt.

HIGH SCHOOL: Rated the No. 26 weakside defensive end in the country by the Rivals.com recruiting website ... Rated with the top 70 defensive linemen in the Southeast by Prep Star Magazine in its season-ending issue ... Was 23rd on that site's list of the top 40 players in the state of Alabama, the third-best defensive end ... Credited with running a 4.6 in the 40-yard dash and a 300-pound bench press max at the Rivals.com Georgia junior day... Jumped 34 inches in the vertical leap, according to Rivals ... Rated No. 25 in the state of Alabama by AuburnSports.com ... Ranked the No. 30 player in the state of Alabama by SuperPrep Recruiting Magazine in its preseason edition ... Registered 335 career tackles with 27 quarterback sacks during his prep career ... Also managed 15 pass deflections and nine fumble recoveries during his four seasons ... Offensively, he had 22 pass receptions during his career as a tight end ... Made more than 100 tackles with 12 quarterback sacks during his senior season for head coach Mark Rice at Shades Valley (Ala.) High School ... Also credited with eight pass deflections and four fumble recoveries ... Tallied 120 total tackles with 10 quarterback sacks and three fumble recoveries during his junior season for the Mounties . . . Other top scholarship offers: Arkansas and Clemson ... Committed to Mississippi State in September 2005.

PERSONAL: Born Rodney Lamar Prince, 11-27-86, in Birmingham, Ala... Son of Dr. and Mrs. Rodney Prince ... Majoring in general business administration.





CHRIS #14 RELF

JUNIOR | QUARTERBACK
6-4 | 240
1L
MONTGOMERY, ALA. (CARVER)

CAREER: The most experienced quarterback on the Mississippi State roster ... Impressed coaches and onlookers with improvement during 2010 spring practice ... Has played in 12 games including significant action in 10 games in 2009 ... Played in a pair of games as a redshirt freshman and spent his true freshman season as the scout team quarterback ... Was a highly regarded two-year starting quarterback in the Alabama prep ranks before joining the MSU program.

2009: Played in 10 games and finished the season as the Bulldogs' second-leading rusher ... Completed 22-of-41 passes for 283 yards and a team-leading five touchdowns ... Rushed 76 times for 500 yards and a pair of scores ... Opened the season with a stellar outing as he completed 7-of-10 passes with three touchdowns and rushed for 82 yards and another score against Jackson State ... Rushed for 52 yards on just seven carries at Auburn ... Carried nine times for 44 yards in win at Vanderbilt ... Saw limited action until rushing for 12 times for 68 yards at Arkansas ... Also completed four of seven passes against the Razorbacks ... Emerged again as a playmaker in season finale against Ole Miss ... Ran 15 times for 131 yards and a score against the Rebels ... Completed three passes on the day, two of which went for touchdowns.

2008: Played two games as a reserve quarterback during his redshirt freshman season ... Saw action in the home opener vs. Southeastern Louisiana and the season finale against Ole Miss ... Completed two-of-nine passes for 13 yards in limited duty ... Saw his first collegiate action in Mississippi State's home-opening win over Southeastern Louisiana ... Rushed once (4 yards) and threw one incomplete pass against the Lions ... Completed two-of-eight passes for 13 yards in the season finale against Ole Miss.

2007: Redshirted his true freshman season.

HIGH SCHOOL: Ranked No. 29, regardless of position, in the state of Alabama in SuperPrep Magazine's season-ending list of the top prospects in the state ... Was the second-best quarterback on that list ... Credited with running a 4.8 in the 40-yard dash by the Rivals.com recruiting web site ... Selected the second-best quar-

terback at the Scout.com combine at Tuscaloosa, Ala., following his junior season ... Played for head coach Larry Ware at Carver High School in Montgomery, Ala ... Threw for more than 1,500 yards in a ground-oriented offense during his junior season in high school for the Wolverines ... Committed to MSU in May 2006.

PERSONAL: Born Christopher L. Relf, 5-26-89, in Montgomery, Ala... Son of Mr. and Mrs. Dennis Relf ... His father played football at Miles College and his brother Eric currently plays football at Alcorn (Miss.) State University.

CHRIS RELF'S CAREER RUSHING STATS								
YEAR	G/GS	NO	GAIN	LOSS	NET	AVG	TD	LP/OPP
2008	2/0	7	20	33	-13	-1.9	0	10/ Ole Miss
2009	10/0	76	525	25	500	6.6	2	53 / Kentucky
TOTALS	12/0	83	545	58	487	5.9	2	53 / KENTUCKY

CHRIS RELF'S GAME-BY-GAME RUSHING STATS							
DATE	OPPONENT	RUSH	YARDS	AVG	TD	LONG	
9/6/08	SOUTHEASTERN LOUISIANA	1	4	4.0	0	4	
11/28/08	at Ole Miss	6	-17	-2.8	0	12	
9/5/09	JACKSON STATE	12	82	6.8	1	20	
9/12/09	at Auburn	7	52	7.4	0	26	
9/19/09	at Vanderbilt	9	44	4.9	0	11	
9/26/09	LSU	2	4	2.0	0	5	
10/3/09	GEORGIA TECH	3	16	5.3	0	8	
10/24/09	FLORIDA	8	34	4.3	0	24	
10/31/09	at Kentucky	2	60	30.0	0	53	
11/14/09	ALABAMA	6	9	1.5	0	6	
11/21/09	at Arkansas	12	68	5.7	0	13	
11/28/09	OLE MISS	15	131	8.7	1	28	

CHRIS RELF'S CAREER PASSING STATS								
YEAR	G/GS	CMP	ATT	INT	PCT	YDS	TD	LP/Opponent
2008	2/0	2	9	0	.220	13	0	12 / Ole Miss
2009	10/0	22	41	3	.537	283	5	46 / LSU
TOTALS	12/0	24	50	3	.480	296	5	46 / LSU

CHRIS RELF'S GAME-BY-GAME PASSING STATS							
DATE	OPPONENT	CMP	ATT	INT	YDS	TD	
9/6/08	SOUTHEASTERN LA.	0	1	0	0	0	
11/28/08	at Ole Miss	2	8	0	13	0	
9/5/09	JACKSON STATE	7	10	0	75	3	
9/12/09	at Auburn	5	11	2	77	0	
9/19/09	at Vanderbilt	2	4	0	15	0	
9/26/09	LSU	1	1	0	46	0	
10/3/09	GEORGIA TECH	0	0	0	0	0	
10/24/09	FLORIDA	0	0	0	0	0	
10/31/09	at Kentucky	0	0	0	0	0	
11/14/09	ALABAMA	0	3	1	0	0	
11/21/09	at Arkansas	4	7	0	27	0	
11/28/09	OLE MISS	3	5	0	43	2	



MEDIA INFORMATION



*TYLER
RUSSELL* #17

REDSHIRT FRESHMAN | QUARTERBACK
6-5 | 225
RS
MERIDIAN, MISS. (MERIDIAN)

MISSISSIPPI STATE

CAREER: Highly touted prospect still awaiting his first game experience ... Enters the fall in the mix for the starting quarterback position ... One of the most heavily recruited quarterbacks to attend Mississippi State.

2009: Redshirted his true freshman season on campus.


HIGH SCHOOL: Named to the Parade Magazine All-America team following his senior season ... Ranked as the No. 12 pro-style quarterback in the country by national recruiting web site Rivals.com ... That site also has him rated as the No. 8 prospect in the state of Mississippi, the top-rated quarterback ... Rated the No. 13 quarterback prospect in the country by national recruiting web site Scout.com ... Listed No. 15 on Super Prep Magazine's ranking of the top quarterbacks in the country in its post-season All-America issue ... Named Mr. Football for the state of Mississippi by the Jackson Clarion-Ledger following a banner season ... Also selected the Gatorade Player of the Year for the state of Mississippi ... Ranked No. 1 on the Clarion-Ledger's list of the 10 most wanted high school prospects in the state of Mississippi ... Named first-team, all-state at quarterback in all classifications by that newspaper ... Led Meridian High School to the Class 5A state championship as a senior ... Completed 206-of-314 passes (.656) for 3,284 yards, 40 touchdowns and just five interceptions ... Led his high school team to the Class 5A state championship to culminate his senior season ... Chosen to play in the Mississippi-Alabama High School All-Star game following his senior season ... Selected to the G&W Recruiting Report's Pre-season Top 250 prospects nationally, one of the top 30 quarterbacks on the list ... Selected to the Clarion-Ledger Dandy Dozen prior to his senior campaign, symbolic of being one of the top 12 players in the state of Mississippi ... Named second-team, all-state by the Jackson Clarion-Ledger following his junior season ... Completed 146-of-274 passes (.533) for 2,481 yards, 26 touchdowns and just eight interceptions during an injury-plagued junior season for the Wildcats ... Also rushed for 514 yards and five TDs as a junior ... Helped that team to the state semifinals as a junior ... Led head coach Larry Weems' Meridian (Miss.) High School team to the Class 5A state championship during his sophomore season and to the state title game during an 11-3 junior campaign ... Outstanding student on the high school level with a 3.3 grade point average ... Other top scholarship offers: Alabama and South Carolina ... Committed to MSU in April 2008.

PERSONAL: Born Tyler Ryan Russell, 12-6-90 ... Son of Mr. and Mrs. Craig Russell.

2010 BULLDOGS

HISTORY

RECORDS





RICCO SANDERS #11

REDSHIRT FRESHMAN | WIDE RECEIVER
5-11 | 195
RS
DUNCAN, S.C. (BYRNES)

CAREER: Still awaiting his first opportunity to help on the playing field ... Came to Mississippi State from the South Carolina prep ranks.

2009: Redshirted his first season on campus.

HIGH SCHOOL: Rated the No. 51 wide receiver prospect in the country by national recruiting web site Rivals.com ... That site has him listed as the No. 19 prospect in the state, regardless of position, the second-best wide receiver ... Rivals credits him with a 4.4 timing in the 40-yard dash ... Ranked as the No. 88 wide receiver prospect in the country by national recruiting web site Scout.com ... Called the No. 2 wide receiver prospect in the state of South Carolina by that web site ... Selected to the Mobile Press Register's Super Southeast 120 ... Helped lead Byrnes to the Class 4A state title following his senior season ... Caught 42 passes for 765 yards, an 18.2-yard per catch average, and six touchdowns during his senior season for head coach Chris Miller at James F. Byrnes High School in Duncan, S.C. ... Helped lead the Rebels to the South Carolina state title as a junior, catching seven passes for 89 yards in the championship game ... Caught 58 passes for 908 yards, a 15.6-yard average, and 13 touchdowns for the year ... Other top scholarship offers: Florida, Georgia, Auburn, Clemson, Florida State and Kansas ... Committed to Mississippi State in February 2009.

PERSONAL: Born Ricco Sanders, 3-15-91 ... Son of Mrs. Jackie Sanders.






MEDIA INFORMATION

MISSISSIPPI STATE

2010 BULLDOGS

HISTORY

RECORDS



QUENTIN SAULSBERRY #55

JUNIOR | OFFENSIVE LINEMAN
6-2 | 305
2L
COLDWATER, MISS. (INDEPENDENCE)

CAREER: One of the young leaders on the talented offensive line ... One of four returning starters along the front ... Started each of the last 24 games for the Bulldogs ... Started all 12 games at left guard after being pressed into service as Mississippi State's starting right offensive tackle after just one redshirt season ... Highly regarded two-way lineman in the Mississippi high school ranks who concentrated on the defensive side once he arrived in Starkville, but made the switch to offense during his redshirt season.

2009: Started all 12 games at left guard ... Helped the Bulldog offense lead the SEC and finish ninth nationally in rushing offense, averaging more than 227 yards per game ... The offensive line created room for the offense to increase yards-per-game by nearly 100 yards from the previous season ... The o-line also allowed 16 fewer sacks in 2009 ... Played every snap in 10 games ... Helped pave the way for running back Anthony Dixon to set a new school record with 1,391 yards on the year ... Also cleared the path for the offense to eclipse the 300 rushing yard mark four times, including rushing 55 times for 327 yards at Arkansas and 59 times for 317 yards in the season-ending win over Ole Miss.

2008: Started all 12 games of the year at right tackle ... Won the first start of his collegiate career in his first game of eligibility on the offensive line ... Played all 74 offensive snaps, a team high, during that first start, turning in a 79 percent blocking grade ... For the second-straight week, saw the most action of any Bulldog offensive lineman in Week 2 home-opening win over Southeastern Louisiana ... Tallied an 82 percent blocking mark against the Lions ... Was on the field for all 61 offensive snaps vs. Auburn in the SEC opener ... Was on the field for all 87 offensive snaps at Georgia Tech one week later ... Scored a 78 percent blocking mark in Atlanta ... Was on the field for all 59 offensive snaps in Week 5 at LSU ... Tallied a 75 percent blocking ratio ... Played all 73 offensive plays in the Bulldogs' 17-14 win over Vanderbilt at mid-season ... Tallied a 74 percent blocking grade against the Commodores ... Went all 63 offensive snaps in Week 7 at Tennessee, recording a 72 percent blocking mark ... Went all 64 offensive snaps and graded out at an 84 percent mark against Middle Tennessee at homecoming ... Played all 57 snaps at Alabama in Week 10, scoring a 70 percent blocking mark ... Was on the field all 76 offensive snaps in the team's Week 11 win over Arkansas, grading out at 86 percent with five knockdown blocks ... Started the season finale at right tackle for the Bulldogs.

2007: Sat out his true freshman season as a redshirt.

HIGH SCHOOL: Selected to play in the Mississippi/Alabama All-Star Classic ... Selected to play in the Max Emfinger All-American Bowl Game Classic all-star game at Shreveport, La., following his senior season ... Rated the No. 36 offensive guard prospect in the country by ESPN.com ... Ranked among the top 60 offensive linemen in the Southeast by PrepStar recruiting magazine in its season-ending yearbook ... Rated as the No. 15 prospect in the state following his senior season by Rivals.com, the third-best offensive lineman ... Ranked among the top 25 players in

the state of Mississippi by the Jackson Clarion-Ledger following his senior season, one of the top seven offensive linemen in the state ... Named first-team, all-state in all classifications by the Clarion-Ledger newspaper on the offensive line following his senior season ... Earned first-team, all-state mention in Class 3A by the Mississippi Association of Coaches at offensive guard ... Helped lead his prep team to the post-season playoffs all four seasons as a regular ... Graded out at 93 percent during his senior campaign for head coach Tim Nickens at Independence (Miss.) High School, recording 24 pancake blocks ... Ran a 5.15 40-yard dash at the Oxford Scout.com combine, the third-fastest time among linemen ... His nine-foot broad jump was the best in his group, while his 8.03-second time in the three-cone event was second best among his peers ... His 5.03-second short shuttle time tied for the third fastest at that camp, while his 26-foot vertical leap was third among linemen ... Credited with a 325-pound bench press max by the Rivals.com recruiting web site ... Started on both sides of the ball his freshman through junior season in high school for head coach Clay Stevens at Independence ... Registered 40 tackles during his sophomore season as a defensive tackle ... Also played basketball and ran track on the high school level ... Other top scholarship offer: Ole Miss ... Committed to MSU in July 2006.

PERSONAL: Born Quentin Cortez Saulsberry, 10-14-88, in Memphis, Tenn... Son of Mr. Jesse Saulsberry and Ms. Pat Wilson.





DEREK SHERROD #79

SENIOR | OFFENSIVE LINEMAN
6-6 | 305
3L
COLUMBUS, MISS. (CALEDONIA)

CAREER: All-American candidate headed into his senior season ... Heavily recruited high school lineman who broke into Mississippi State's rotation at the line of scrimmage as a true freshman ... Has played in 34 of a possible 37 games for the Bulldogs, missing time only due to injury ... All-America high school lineman from nearby Columbus, Miss.

2009: Started all 12 games at left tackle for the Bulldogs ... Helped pave the way for MSU to lead the SEC in rushing ... Graded out with a team-leading 91 percent with 11 knockdowns in the season-opening win over Jackson State ... Played 65 snaps in the game as the Bulldogs ran for 238 yards and a pair of touchdowns ... Played all 65 snaps at Auburn, posting an 83 grade with four knockdowns ... Again played every snap against Georgia Tech, playing every snap for the fourth straight game ... Recorded a team-leading four knockdowns as state ran for 209 ... Led the team with an 87 percent as State ran for 330 yards on 51 carries against Houston ... Also posted seven knockdowns ... Played in every snap for the sixth straight game as State ran for 178 yards and three scores against Middle Tennessee ... Recorded a team-high 81 percent blocking grade against Florida ... Graded out at a season high of 93 percent against Kentucky with 10 knockdowns as he helped pave the way for Anthony Dixon to run for 252 yards and State to rush for 348 and three touchdowns ... Posted an 80 percent grade with a pair of knockdowns as Mississippi State rushed for 114 yards against Alabama, becoming only the second team to eclipse the 100-yard mark against the Tide this season ... Recorded a 85 blocking grade against Arkansas as State rushed for 327 yards, the most by a Bulldog team since 2004 ... Played every snap in the season-ending win in the Egg Bowl as State again eclipsed the 300 yard rushing mark.

2008: Played in 11 games, starting 10 times at left tackle ... Did not play in the season opener at Louisiana Tech due to injury, and did not start Week 2 ... After missing that opener, he hit the playing field for the first time in his sophomore season in the Bulldogs' home-opening win over Southeastern Louisiana ... Only played 18 snaps as he returned to game action ... Was on the field for every snap (61 plays) one week later in the Bulldogs' SEC opener against Auburn ... Was on the field for all 87 offensive plays at Georgia Tech one week later ... His 81 percent blocking grade was second-best on the team and his eight knockdown blocks led the club ... Was on the field for all 59 offensive snaps in Week 5 at LSU ... Turned in a team-best 92 percent blocking grade against the Tigers ... Again played every snap during the team's mid-season win over Vanderbilt ... Scored a 77 percent blocking mark with five knockdown blocks against the previously undefeated Commodores ... Posted an 81 percent blocking mark, second-best on the team, at Tennessee in Week 7 ... Was on the field for all 63 plays against the Volunteers ... Went all 64 offensive snaps and graded out at an 87 percent mark against Middle Tennessee at homecoming ... Played the entire game (57 snaps) in Week 10 at Alabama, tallying a 79 percent mark ... Was on the field for all 76 offensive snaps in the team's win over Arkansas one week later ... Posted a team-best 89 percent blocking mark with five knockdowns against the Razorbacks ... Started at left tackle in the season finale at Ole Miss.

2007: Played in all but two games (11 of 13) during regular season in his freshman season at Mississippi State ... Failed to see game action only in the season opener against LSU and in Week 5 at South Carolina ... Saw the first playing time of his collegiate career in Week 2 against Tulane in the Superdome ... Was on the field for 33 of a possible 85 offensive snaps against the Green Wave and was second on the team with four knockdown blocks ... Helped MSU rush for 266 yards on 54 carries, a 4.9-yard per carry average, against Tulane ... Participated in 10 plays during State's Week 3 win at Auburn ... Graded out at a 77 percent clip against the Tigers ... Was on the field for eight plays in Mississippi State's 31-15 victory over Gardner-Webb in Week 4 ... Scored a 75 percent blocking grade against the Runnin' Bulldogs ... Played 14 snaps in the team's Week 6 win over UAB ... Graded out at an 85 percent clip against the Blazers ... Was on the field for nearly half of all plays (32 of 73) one week later against Tennessee ... Tallied a team-best 89 percent blocking grade

against the Volunteers ... Was on the field more than half the time (40 of 74 plays) at West Virginia in Week 8 ... Saw action on 26 offensive snaps at Kentucky in Week 9 ... Tied for the team high with an 88 percent blocking grade against the nationally ranked Wildcats with five pancake blocks ... Went nearly half the way (31 of 66 plays) in MState's Week 10 victory over nationally No. 21-ranked Alabama ... Scored an 80 percent blocking grade with three pancake blocks against the Crimson Tide ... Played 32 snaps (out of 85) at Arkansas in Week 11, with a team-best and season-high 93 percent blocking mark ... Played 24 snaps in the regular season-closing win over Ole Miss in the Battle For The Golden Egg ... Split time at right offensive tackle with J.D. Hamilton in the 2007 AutoZone Liberty Bowl.

HIGH SCHOOL: Selected to play in the Mississippi/Alabama All-Star Classic ... Selected to play in the Offense-Defense All-American Bowl all-star game in Fort Lauderdale, Fla., following his senior season ... Rated the No. 26 offensive tackle prospect in the country by ESPN.com ... Ranked among the top 20 offensive linemen in the Southeast by PrepStar recruiting magazine in its season-ending yearbook ... Considered one of the top five prospects in the state by that publication ... Ranked No. 24 on the Mobile Press Register's Super Southern 120, the top-ranked offensive tackle on the list ... Named to the Atlanta Journal-Constitution Super Southern 100, symbolic of being one of the top 100 players in the South ... One of just 16 offensive linemen so recognized ... Ranked as the No. 18 offensive tackle prospect in the country prior to his senior season by the Rivals.com recruiting web site, the No. 5 prospect in the Magnolia State according to that site ... Moved to No. 3 in the state on that site's post-season list, the top offensive lineman ... Ranked with the top 14 offensive linemen in the southeast in the 2007 Rivals recruiting yearbook ... Listed No. 2 on the Jackson Clarion-Ledger ranking of the top 40 prospects in the state of Mississippi, the top-rated offensive lineman ... Rated the No. 5 prospect in the state of Mississippi, regardless of position, by SuperPrep Recruiting Magazine, the top-ranked offensive lineman ... That publication also had him ranked as the No. 35 offensive line prospect in the country ... Moved to No. 4 in that publication's season-ending all-America issue, the state's top-rated offensive lineman ... Named the Gatorade Mississippi Player of the Year for 2006 ... Named to the Clarion-Ledger Dandy Dozen prior to his senior season, symbolic of being ranked among the top 12 players in the state of Mississippi ... Named first-team, all-state on the offensive line in all classifications by that newspaper following his senior season ... Earned first-team, all-Southeast on the offensive line in the pre-season recruiting guide by Scout ... Ranked No. 38 overall in the southeast in that publication, the fourth-best offensive lineman listed ... Earned first-team, all-state mention in Class 3A by the Mississippi Association of Coaches at offensive tackle ... Allowed just one quarterback sack during his senior season and was credited with 32 pancake blocks ... Also made 79 tackles on defense, with six quarterback sacks and four fumble recoveries ... He also blocked three kicks ... Credited with a 325-pound bench press max and a 30-inch vertical jump by recruiting web site Scout.com ... His 5.35-second 40-yard dash time was fourth-fastest among offensive linemen at the Starkville Scout.com combine in 2005 (as a high school sophomore) ... His 4.84-second run in the short shuttle and 8.16-second time in the three-cone run were the second fastest ... Four-year starter on the offensive line and three-year regular on the defensive side of the ball for head coaches David Boykin and Jack Hankins at Caledonia (Miss.) High School ... A three-time all-area selection by the Columbus Commercial Dispatch, including being named as both an offensive and defensive lineman his senior year ... Was also a two-time, Elite 11 selection by that newspaper, symbolic of being one of top 11 players in a 10 county area surrounding Columbus ... Named second-team, all-state following his junior season by the Mississippi Association of Coaches ... Recorded 93 tackles with four quarterback sacks and three fumble recoveries during his junior season as defensive tackle for the Confederates ... Also played basketball on the high school level ... Outstanding high school student with a 3.5 grade point average ... Other top scholarship offers: Florida, Miami (Fla.), Notre Dame, Michigan, Louisville and Ole Miss ... Committed to MSU in August 2006.

PERSONAL: Born Derek Lee Sherrod, 4-23-89, in Chula Vista, Calif. ... Son of Mr. and Mrs. Louis Sherrod.



MEDIA INFORMATION



WILLIAM SHUMPERT #43

REDSHIRT FRESHMAN | FULLBACK
6-0 | 240
RS
FULTON, MISS. (ITAWAMBA AGRICULTURAL)

MISSISSIPPI STATE

CAREER: Bruising fullback that enters the fall with an opportunity to become the starter ... Redshirted his freshman year on campus ... Came to Mississippi State after a standout two-way career in the Mississippi prep ranks.

2009: Did not play during his true freshman season as he redshirted.

HIGH SCHOOL: Considered the No. 7 fullback prospect in the country by national recruiting web site Rivals.com ... That site also listed him as the No. 17 recruit in the state of Mississippi ... Ranked as the No. 14 fullback prospect in the country by national recruiting web site Scout.com ... Named first-team, all-state on the defensive line by the Jackson Clarion-Ledger newspaper in all classifications following his senior campaign ... Rated with the top 25 high school prospects in the state of Mississippi by the Jackson Clarion-Ledger following his senior season ... Two-way standout who starred at fullback and nose guard ... Made 96 tackles on the defensive line, he was credited with 31 tackles for loss, including 13.5 quarterback sacks ... Also rushed 56 times for 278 yards, nearly 5 yards per carry, with three touchdowns as a running back ... Added five pass receptions for 81 yards and another score ... Chosen to play in the Mississippi-Alabama High School All-Star game following his senior season ... Rated the No. 13 high school fullback prospect in the country by recruiting web site Rivals.com ... Named the Defensive Player of the Year by the Northeast Mississippi Daily Journal for his work on the defensive line for head coach Jamie Mitchell following his junior season ... Earned Division I-4A all-region by the Mississippi Association of Coaches following his junior season ... Other top scholarship offer: Ole Miss ... Committed to MSU in July 2008.

PERSONAL: Born William Dake Shumpert, 12-4-89.



2010 BULLDOGS

HISTORY

RECORDS





DEONTAE #51 SKINNER

REDSHIRT FRESHMAN | LINEBACKER
6-2 | 235
RS
MACON, MISS. (NOXUBEE COUNTY)

CAREER: Talented linebacker should provide depth on both defense and special teams in 2010 ... Came to Mississippi State after playing prep football at nearby Noxubee County.

2009: Sat out the season as a true freshman redshirt.

HIGH SCHOOL: Ranked as the No. 28 strong linebacker prospect in the country by national recruiting web site Scout.com . . . Listed as the No. 39 weak side linebacker in the country by national recruiting web site Rivals.com . . . That site also rates him the No. 19 player, regardless of position, in the state of Mississippi, the top-ranked linebacker on the chart . . . Credited with a 305-pound bench press and running a 4.7 in the 40-yard dash by Rivals . . . Named first-team, all-state on the defensive line by the Jackson Clarion-Ledger newspaper in all classifications following his senior campaign . . . Rated with the top 25 high school prospects in the state of Mississippi by the Jackson Clarion-Ledger following his senior season . . . Played defensive end as a senior for head coach M.C. Miller at Noxubee County in Macon, Miss. . . . Led his prep team to the Class 4A championship as a senior . . . Made 134 total tackles, including 28 tackles for loss, 11 of which were quarterback sacks . . . Also credited with two forced fumbles . . . Chosen to play in the Mississippi-Alabama High School All-Star game following his senior season . . . Helped lead Noxubee County to the state title game as a junior . . . Made 122 total tackles, including five quarterback sacks, during his junior season at Noxubee County High School in Macon, Miss. . . . Other top scholarship offer: Ole Miss . . . Committed to MSU in July 2008.

PERSONAL: Born Deontae Skinner, 12-18-90 . . . Grandson of Georgia Mae Skinner.





CHRIS SMITH #87

SOPHOMORE | WIDE RECEIVER
6-2 | 210
1L
MERIDIAN, MISS. (MERIDIAN)

CAREER: Talented receiver pressed into immediate service for the Bulldogs during his true freshman season ... Played in 10 games during his first year on campus ... Highly recruited athlete coming out of Meridian High School, where he played with fellow Mississippi State classmate Tyler Russell.


2009: Saw action in 10 games, earning two starts during his true freshman season ... Caught one pass for 13 yards in the season opener against Jackson State ... Hauled in one pass in back-to-back weeks against Georgia Tech and Houston ... Saw action on special teams throughout the season ... Recorded a pair of tackles in the season ending Egg Bowl victory.

CHRIS SMITH'S CAREER RECEIVING STATS						
YEAR	G/GS	CGT	YDS	AVG.	TD	LP/OPPONENT
2009	10/2	3	22	7.3	0	13 / Jackson State
TOTALS	10/2	3	22	7.3	0	13 / JACKSON STATE

CHRIS SMITH'S GAME-BY-GAME RECEIVING STATS						
DATE	OPPONENT	REC	YARDS	AVG	TD	LONG
9/5/09	JACKSON STATE	1	13	13.0	0	13
9/12/09	at Auburn	0	0	0.0	0	0
9/19/09	* at Vanderbilt	0	0	0.0	0	0
10/3/09	GEORGIA TECH	1	8	8.0	0	8
10/10/09	* HOUSTON	1	1	1.0	0	1
10/17/09	at Middle Tennessee	0	0	0.0	0	0
10/24/09	FLORIDA	0	0	0.0	0	0
11/14/09	ALABAMA	0	0	0.0	0	0
11/21/09	at Arkansas	0	0	0.0	0	0
11/28/09	OLE MISS	0	0	0.0	0	0

HIGH SCHOOL: Rated as the No. 31 wide receiver prospect in the country by national recruiting web site Rivals.com, which included him among its top 250 players nationally . . . That site also considers him the No. 7 high school student-athlete available in the state of Mississippi . . . Listed No. 33 on Super Prep Magazine's ranking of the top wide receivers in the country in its post-season All-America issue . . . Ranked as the No. 76 wide receiver prospect in the country by national recruiting web site Scout.com . . . Physical, strong receiver who is credited with a 225-pound bench press maximum by Scout . . . Named first-team, all-state in all classifications at wide receiver by the Jackson Clarion-Ledger following his senior season . . . Rated with the top 25 high school prospects in the state of Mississippi by the Jackson Clarion-Ledger following his senior season . . . Helped lead head coach Larry Weems' Meridian (Miss.) High School team to a 14-1 overall record and the Class 5A state title as a senior . . . Caught 70 passes for 1,076 yards, a 15.4-yard average, and 10 touchdowns as a senior . . . As a junior, he hauled in 54 passes for 876 yards, a 16.2-yard average per catch, and seven touchdowns . . . Also played soccer, basketball and ran track on the high school level . . . Committed to Mississippi State in April 2008.

PERSONAL: Born Christopher Ben Smith, 1-21-90 . . . Son of Ms. Lisa Moore.





TOBIAS SMITH #67

SOPHOMORE | OFFENSIVE LINEMAN
6-3 | 305
SQ
COLUMBUS, MISS. (COLUMBUS)

CAREER: Has played in three games during his still-young career ... Looking to remain injury free after a pair of August injuries have sidelined the youngster ... Slated to begin the season atop the depth chart at right guard ... Local high school product who impressed coaches upon his arrival on campus.

2009: Had season derailed with leg injury suffered in August ... Was working with the first team offense before the injury ... Still saw action in three games ... Played for the first time against Georgia Tech and saw action a week later against Houston ... Only other action of the season came against Alabama.

2008: Sat out his true freshman season after suffering a broken ankle during pre-season practice.

HIGH SCHOOL: Ranked as the No. 34 offensive guard prospect in the country by recruiting web site Rivals.com ... That site has him listed as the No. 9 prospect, regardless of position, in the state of Mississippi, following his senior season ... He was the second-ranked offensive lineman on the chart, the top-rated offensive guard ... Credited with a 405-pound bench press max and a 32-inch vertical jump by Rivals ... He was rated No. 66 on Scout.com's post-season listing of the top offensive tackles in the nation ... Selected to play in the Mississippi-Alabama High School All-Star game ... Named first-team, all-state on the offensive line by the Jackson Clarion-Ledger following a standout senior season for head coach Daryl Jones at Columbus (Miss.) High School ... Accomplished all that despite playing two games with a broken foot and missing four others ... Was a three-year starter on the offensive line for the Falcons ... Other top scholarship offer: Baylor ... Committed to MSU in January 2008.

PERSONAL: Born Tobias Antonio Smith, 9-16-89 ... Son of Mr. and Mrs. Kelvin Smith.





ZACH SMITH #42

SENIOR | DEFENSIVE BACK
5-11 | 195
3L

ALTOONA, ALA. (SUSAN MOORE)

CAREER: Veteran player enters senior season looking to provide depth to young group in defensive backfield ... Has played in 29 games for Mississippi State during his career, and has earned seven starting calls ... Pressed into immediate service in his true freshman season as a reserve in the secondary and on special teams ... Came to the Bulldog football program after a scintillating high school career in the state of Alabama.

2009: Started each of the first five games before a season-ending injury ... Posted 26 tackles with 2.5 tackles for loss and a pair of forced fumbles during limited season ... Recorded a season-high eight tackles at Auburn in Week 2 ... Posted seven more stops with 1.5 TFLs at Vanderbilt the following week ... Credited with pass breakups against both the Commodores and LSU.

2008: Played in all 12 games and started twice during his sophomore season ... Started the season opener at Louisiana Tech and the Week 9 game vs. Kentucky ... Recorded 43 total tackles, including one-half tackle for loss (minus 2 yards) ... Also deflected a pass and recovered a fumble ... Earned his first collegiate start in Mississippi State's season opener at Louisiana Tech ... Turned in a solid all-around performance in that lidlifter ... Finished third on the club with seven tackles against LTU, including one-half tackle for loss (minus 2 yards) ... Also credited with a fumble recovery in Ruston ... Had three tackles in State's home-opening win over Southeastern Louisiana ... Added another tackle two weeks later at Georgia Tech ... Was also credited with a 16-yard kickoff return, the first of his career ... Had a pair of tackles in the Bulldogs' mid-season win over Vanderbilt ... After making 13 tackles in the season's first six weeks (2.2 per game), he recorded 30 in the final six contests (5.0 per game) ... Registered the first double-digit tackle game of his career at Tennessee in Week 7 ... Had 11 hits against the Volunteers ... Made a pair of tackles and had a pass deflection in Week 9 against Kentucky ... Tied for third on the club with seven tackles one week later at Alabama ... Registered three tackles in the Bulldogs' Week 11 win over Arkansas ... Posted seven tackles in the season finale at Ole Miss.

2007: Played in 12 of a possible 13 games during his true freshman season for Mississippi State ... Only missed seeing action at West Virginia in Week 8 due to injury ... Valuable special teams player who had an outstanding pre-season camp, vaulting him into the top reserve role at safety to begin his college career ... Recorded one tackle against LSU to open the season ... Had two hits two weeks later in Mississippi State's victory over Auburn in Jordan-Hare Stadium ... Made three tackles vs. Gardner-Webb in the Bulldogs' 31-15 victory ... Had a season-best four tackles during the team's Week 6 victory over UAB ... Also credited with one pass deflection in the 30-13 win over the Blazers ... Missed State's Week 8 game at West Virginia with a quadriceps muscle strain ... Returned to the stats sheet one week later in the Bulldogs' 31-14 win over nationally No. 14 Kentucky ... Had one hit against the Wildcats in Lexington ... Registered three tackles in State's Week 10 victory over nationally No. 21-ranked Alabama ... Added one tackle a week later at Arkansas ... Had a pair of tackles and a pass broken up in State's regular season-concluding win over Ole Miss in the Battle For The Golden Egg ... Matched his season high with four tackles in the Bulldogs' 10-3 win over Central Florida in the 2007 AutoZone Liberty Bowl.

HIGH SCHOOL: Named Most Valuable Player of the North team in the Alabama High School Athletic Association All-Star Game in December 2005, a contest for the state of Alabama's top juniors ... Completed 10-of-19 passes for 85 yards and added 60 more yards rushing in that game ... Credited with running a 4.52-second 40-yard dash at the Tuscaloosa Scout.com combine prior to his senior campaign ... Holds the state of Alabama total offense record with more than 10,000 yards ... Started every year since his freshman season through the end of his prep career for head coach Tim Gillespie at Susan Moore High School

in Blountsville, Ala., throwing for more than 6,000 yards ... Led Susan Moore to a 29-8 record the final three seasons ... Selected as a finalist for the state of Alabama Wendy's High School Heisman, given annually to the state's top football player ... Led his team to a 12-2 record as a senior and into the state semifinals ... Named the Alabama Class 3A state Back of the Year following his senior campaign ... Selected first-team, all-state as a senior, he completed 215-of-341 passes for 3,000 yards and 34 touchdowns ... Also rushed 189 times for 1,501 yards and 23 more scores ... Also had 81 tackles and recorded five interceptions as a free safety on defense ... Selected first-team, all-state when he passed for 2,450 yards and 18 touchdowns, and rushed for 950 more and 12 scores during his junior season ... Invited to participate in the U.S. Army and Scout.com Combine for juniors ... Also attended the Elite 11 Camp for quarterbacks following his junior season ... Completed 106-of-193 passes, a 55 percent completion rate, for 1,854 yards with 24 touchdowns and just one interception during his sophomore campaign ... Also rushed 115 times for 600 yards and 11 scores that year ... Outstanding student (3.8 GPA) in the classroom ... Committed to MSU in November 2006.

PERSONAL: Born Zachary Alan Smith, 11-9-88, in Birmingham, Ala... Son of Mr. Alan Smith and Ms. Diana Whatley ... His brother Curt Smith plays football at Samford.

ZACH SMITH'S CAREER DEFENSIVE STATS

YEAR	G/GS	TT	UT	AT	TFL-YDS	SCK-YDS	FF/FR	PD	INT-YDS
2007	12/0	21	7	14	0.0-0	0.0-0	0/0	2	0-0
2008	12/2	43	25	18	0.5-2	0.0-0	0/1	1	0-0
2009	5/5	26	20	6	2.5-9	1.0-7	2/0	2	0-0
TOTALS	29/7	90	52	38	3.0-11	1.0-7	2/1	5	0-0

ZACH SMITH'S GAME-BY-GAME DEFENSIVE STATS

DATE	OPPONENT	TT	UT	AT	TFL-YDS	PBU	INT-YDS
8/30/07	LSU	1	1	0	0-0	0	0-0
9/7/07	at Tulane	0	0	0	0-0	0	0-0
9/15/07	at Auburn	2	1	1	0-0	0	0-0
9/22/07	GARDNER-WEBB	3	0	3	0-0	0	0-0
9/29/07	at South Carolina	0	0	0	0-0	0	0-0
10/6/07	UAB	4	0	4	0-0	1	0-0
10/13/07	TENNESSEE	0	0	0	0-0	0	0-0
10/27/07	at Kentucky	1	0	1	0-0	0	0-0
11/10/07	ALABAMA	3	1	2	0-0	0	0-0
11/17/07	vs. Arkansas	1	0	1	0-0	0	0-0
11/23/07	OLE MISS	2	2	0	0-0	1	0-0
12/29/07	vs. UCF	4	2	2	0-0	0	0-0
8/30/08	* at Louisiana Tech	7	3	4	0.5-2	0	0-0
9/6/08	SOUTHEASTERN LA.	3	2	1	0-0	0	0-0
9/13/08	AUBURN	0	0	0	0-0	0	0-0
9/20/08	at Georgia Tech	1	1	0	0-0	0	0-0
9/27/08	at LSU	0	0	0	0-0	0	0-0
10/11/08	VANDERBILT	2	0	2	0-0	0	0-0
10/18/08	at Tennessee	11	7	4	0-0	0	0-0
10/25/08	MIDDLE TENNESSEE	0	0	0	0-0	0	0-0
11/1/08	* KENTUCKY	2	2	0	0-0	1	0-0
11/15/08	at Alabama	7	5	2	0-0	0	0-0
11/22/08	ARKANSAS	3	2	1	0-0	0	0-0
11/28/08	at Ole Miss	7	2	5	0-0	0	0-0
9/5/09	* JACKSON STATE	2	1	1	0-0	0	0-0
9/12/09	* at Auburn	8	6	2	0-0	0	0-0
9/19/09	* at Vanderbilt	7	5	2	1.5-2	1	0-0
9/26/09	* LSU	5	4	1	1.0-7	1	0-0
10/3/09	* GEORGIA TECH	4	4	0	0-0	0	0-0



TREVOR STIGERS #54

SOPHOMORE | DEFENSIVE LINEMAN
 6-5 | 260
 1L
 RIDGELAND, MISS. (RIDGELAND)


CAREER: Looking to find playing time along the defensive front in 2010 ... Played in six games during his redshirt freshman season ... Season was cut short due to injury ... Came to the Bulldogs after a standout high school career in the state of Mississippi.

2009: Played in six games on special teams and along the defensive line ... Season was derailed by injury midway through the season ... Finished the year with three total tackles ... Posted a single stop against Jackson State, Houston and Middle Tennessee.

2008: Sat out his first year on campus as a true freshman redshirt.

HIGH SCHOOL: Rated the No. 51 defensive end in the country by recruiting web site Scout.com ... Ranked the No. 29 weak side defensive end in the nation by recruiting web site Rivals.com ... That site also considered him the No. 14 prospect in Mississippi overall, the state's second-best defensive end ... Selected to play in the Mississippi/Alabama High School all-star game as a defensive end, where he registered six tackles and one quarterback sack ... Rated No. 9 in the state of Mississippi's Ten Most Wanted recruits by the Jackson Clarion-Ledger following his senior season ... Rated No. 13 on SuperPrep's post-season All-America listing of the state of Mississippi's top players, the state's top true defensive end prospect ... Credited with running a 4.87 in the 40-yard dash and with a 270-pound bench press max by Rivals ... Named first-team, all-state on the defensive line by the Jackson Clarion-Ledger following his senior season ... That newspaper named him its Metro Jackson Player of the Year ... Made 84 tackles for head coach Kenny Burton's Ridgeland (Miss.) High School team during his senior season ... Had 11.5 quarterback sacks, three forced fumbles and four pass deflections during that senior campaign ... Recorded 109 tackles and 14 quarterback sacks during his junior season for the Titans ... Named second-team, all-state that season by the Clarion-Ledger ... Head coach Kenny Burton ... Other top scholarship offers: Ole Miss ... Committed to MSU in October 2007.

PERSONAL: Born Trevor Trent Stigers, 9-18-89, in Crawford, Miss... . Son of Mr. Ricky Butler and Mrs. Bettie Butler.





BAKER SWEEDENBURG #39


REDSHIRT FRESHMAN | PUNTER
6-0 | 190
RS
COLUMBUS, MISS. (HERITAGE ACADEMY)

CAREER: Awaiting his first chance to help the Bulldogs on the playing field ... Enjoyed a phenomenal 2010 spring practice ... Enrolled at Mississippi State full-time in January 2009 and participated in spring practice ... Outstanding local kicker and punter in the Mississippi private school ranks.

2009: Sat out his true freshman season as a redshirt.

HIGH SCHOOL: Selected to play in the Max Emfinger High School All-America Bowl Game following his senior season ... Was ranked the No. 3 punter in the country in March 2007 by the Ray Guy ProKicker.com web site ... Considered the No. 7 kicker nationally by ESPN.com in its post-season listing ... Rated No. 9 nationally as a punter by Scout.com ... Rated No. 24 on recruiting web site Rivals.com ranking of the nation's top punters and place-kickers ... Rated among the top 40 recruits in the state of Mississippi by the Jackson Clarion-Ledger following his senior season ... That newspaper selected him second-team, all-state punter following his senior season for head coach Herbert Davis at Heritage Academy in Columbus, Miss... . Selected to the Columbus Commercial Dispatch Dandy Dozen, symbolic of being one of the top 12 players in the Columbus area prior to his senior season ... Punted 46 times for a 42-yard average as a junior for the Patriots ... Had a season-long 67-yard boot ... Named first-team, all-state by the Mississippi Private Schools Association and first-team North AAA All-Conference following both his junior and senior seasons ... Punted for Heritage Academy when the team finished second in the state during his sophomore campaign ... Also a standout baseball player on the high school level ... Solid student in the high school classroom with a 3.00 grade point average ... Committed to MSU in July 2007.

PERSONAL: Born Michael Baker Swedenburg, 8-19-89, in Jackson, Miss... . Son of Mr. and Mrs. Michael Swedenburg.





DENNIS THAMES #12


REDSHIRT FRESHMAN | DEFENSIVE BACK
5-11 | 190
RS
LOUISVILLE, MISS. (LOUISVILLE)

CAREER: Talented athlete that can play multiple positions for the Bulldogs ... Began his career at wideout and switched to the defensive backfield in the spring of 2010 ... Still awaiting his first opportunity to help Mississippi State on the field.

2009: Redshirted his first season on campus.

HIGH SCHOOL: Considered the No. 20 "athlete" in the country by national recruiting web site Rivals.com . . . That site also has him ranked as the No. 10 prospect in the state of Mississippi, the top "athlete" on the chart . . . Rated as the No. 40 safety prospect in the country by national recruiting web site Scout.com . . . Credited with a 230-pound bench press by Rivals . . . Named first-team, all-state in the defensive backfield by the Jackson Clarion-Ledger newspaper . . . Ranked No. 9 on the Clarion-Ledger's list of the 10 most wanted high school prospects in the state of Mississippi . . . Picked to that publication's Dandy Dozen, symbolic of being one of the top 12 players in the state prior to his senior season . . . Chosen to play in the Mississippi-Alabama High School All-Star game . . . Helped lead head coach Brad Peterson's Louisville (Miss.) High School to the Class 3A state championship during his senior season . . . Named the game's Most Valuable Player after scoring all three touchdowns for the Wildcats . . . A star on both sides of the football, he accounted for 1,600 yards on offense and 19 touchdowns, playing mostly wide receiver . . . Had 677 yards rushing and eight touchdowns and another 532 yards and eight more scores . . . Defensively, he made 97 tackles with five pass interceptions and four defensive TDs . . . As a junior, had 39 catches for 636 yards, a 16.3-yard average, and eight touchdowns . . . Other top scholarship offers: Alabama, Auburn, Tennessee, Arkansas, Ole Miss, and Michigan . . . Committed to Mississippi State in January 2009.

PERSONAL: Born Dennis (Duh-NYE-us) Deunta Thames (TIMMS), 5-18-90 . . . His uncle Marcus Thames is a Major League Baseball player with the New York Yankees.





LOUIS WATSON #20

SOPHOMORE | DEFENSIVE BACK
 5-11 | 180
 1L
 MOBILE, ALA. (ST. PAUL'S EPISCOPAL)

CAREER: Enters the fall as a top reserve in the defensive backfield ... Played in nine games as a redshirt freshman, and earned one start ... Came to Starkville as a standout defensive back in the Alabama prep ranks.

2009: Saw action in nine games as a redshirt freshman, earning one starting call ... Posted three tackles in the season-opener against Jackson State ... Earned a start and recorded one stop against Georgia Tech ... Saw extensive duty on coverage teams throughout the year.


2008: Redshirted his true freshman season.

HIGH SCHOOL: Was selected to play in the Mississippi-Alabama High School All-Star game, but sat out the contest due to injury ... Named first-team, Class 5A all-state at defensive back by the Alabama Sports Writers Association ... Credited with running a 4.47 in the 40-yard dash by recruiting web site Scout.com ... Recruiting web site Rivals.com credits him with a 4.53 time in the 40 and with a 250-pound bench press max ... Rated No. 33 on SuperPrep's post-season All-America listing of the state of Alabama's top players, the state's top cornerback prospect ... Helped coach Mike Bates' St. Paul's Episcopal School in Mobile, Ala., to the Class 5A state championship during his senior season ... Registered 65 tackles and six interceptions during his senior campaign for the Saints ... Offensively, made 13 pass receptions for 333 yards, a 26-yard average, and two touchdowns ... Also helped St. Paul's Episcopal to a pair of state quarterfinal appearances during his sophomore and junior seasons ... Recorded 43 tackles and six pass interceptions as a junior defensive back as well ... Had eight catches for 166 yards, a 20.8-yard average, and three touchdowns during his junior season as a wide receiver ... Also returned one kickoff for a touchdown that season ... Outstanding track sprinter on the high school level, leading his prep team to back-to-back state titles in his sophomore and junior seasons ... He won individual state championships in the 400 meters (sophomore and junior years) and 55 meter dashes (junior year) ... Other top scholarship offers: Colorado, Louisville and Purdue ... Committed to MSU in January 2008.

PERSONAL: Born Louis Teddy Watson II, 1-23-90, in Mobile, Ala... Son of Mr. and Mrs. Louis Watson ... His father played football at Mississippi Valley State and in the National Football League with the Cleveland Browns.

LOUIS WATSON'S CAREER DEFENSIVE STATS									
YEAR	G/GS	TT	UT	AT	TFL-YDS	SCK-YDS	FF/FR	PD	INT-YD
2009	9/1	4	2	2	0.0-0	0.0-0	0/0	0	0-0
TOTALS	9/1	4	2	2	0.0	0.0-0	0/0	0	0-0

LOUIS WATSON'S GAME-BY-GAME DEFENSIVE STATS							
DATE	OPPONENT	TT	UT	AT	PBU	INT-YDS	
9/5/09	JACKSON STATE	3	1	2	0	0-0	
9/12/09	at Auburn	0	0	0	0	0-0	
9/19/09	at Vanderbilt	0	0	0	0	0-0	
9/26/09	LSU	0	0	0	0	0-0	
10/3/09	* GEORGIA TECH	1	1	0	0	0-0	
10/10/09	HOUSTON	0	0	0	0	0-0	
10/17/09	at Middle Tennessee	0	0	0	0	0-0	
11/14/09	ALABAMA	0	0	0	0	0-0	
11/28/09	OLE MISS	0	0	0	0	0-0	





SAM WATTS #71

REDSHIRT FRESHMAN | OFFENSIVE LINEMAN
6-4 | 305
RS
CONYERS, GA. (SALEM)

CAREER: Still awaiting first opportunity to help the Bulldogs on the playing field ... Graduated from high school one semester early and joined the Mississippi State football program in January 2009 ... Solid two-way lineman from the highly regarded Georgia prep ranks.

2009: Sat out his freshman season as a redshirt.

HIGH SCHOOL: Played four years of varsity football at Salem High School in Conyers, Ga., starting the final three seasons of his career on the offensive line for head coach Chad Estes ... Played offensive guard as a freshman, offensive tackle as sophomore, and center the final two seasons ... Named all-state during his senior season ... Helped lead Salem to a pair of regional championships and nine-win seasons as a freshman and junior ... Outstanding student in the high school classroom with a 3.96 grade point average, 12th in his senior class ... Committed to MSU in February 2008.

PERSONAL: Born Samuel Alton Watts, 10/10/90, in Starkville, Miss... . Son of Mr. and Mrs. Lin Watts, who are Mississippi State University graduates.





**THOMAS
WEBB #82**

SENIOR | TIGHT END
6-5 | 255
1L

STARKVILLE, MISS. (SOUTHERN MISSISSIPPI)

CAREER: Steady blocker that provides depth at the tight end position and on special teams ... Saw action in 10 games during his junior season ... Came to Mississippi State after beginning his collegiate career at Southern Miss.

2009: Played in 10 games during his junior year ... Saw action mainly on special teams, serving on the field goal and extra point units.

2008: Sat out the season in accordance with NCAA transfer rules.

COLLEGE: Did not see any playing time during his first two seasons at Southern Miss.

HIGH SCHOOL: Three-year letterwinner for Head Coach Bill Lee at Starkville High ... Finished with 84 tackles, two fumble recoveries, two forced fumbles, four tackles for loss, 10 sacks and three pass breakups ... Also returned a fumble 60 yards for a touchdown ... Had two catches for 37 yards ... Played in the Mississippi/Alabama All-Star Game ... Named team captain ... Honored as the Best Defensive Lineman ... An all-region selection ... A Second-Team All-State selection by The Clarion-Ledger ... Two-year starter ... Named to The Clarion-Ledger's Top 40 ... Holds a 3.2 GPA ... Team finished the season 7-4 with a first round appearance in the playoffs as a senior ... Team had a 5-5 mark in his junior year ... Posted 56 tackles and five sacks as a junior ... A two-star rating by rivals.com and Scout.com ... Also lettered three years in baseball, earning all-region and all-area honors.

PERSONAL: Son of Jody and Deree Webb ... Born 10-19-87.





CHRIS WHITE #50

SENIOR | LINEBACKER

6-4 | 245

1L

VANCELEAVE, MISS. (MISSISSIPPI GULF COAST CC)

CAREER: Had an immediate impact as he started all 12 games for the Bulldogs in his first season on campus ... Finished the year third on the team with 75 tackles from his outside linebacker spot ... Made the switch this spring to his natural middle linebacker position ... Enrolled at Mississippi State in January 2009 ... Outstanding junior college linebacker from the Mississippi JUCO system.

2009: Earned starts in all 12 games during his first season on campus ... Finished the year with 75 total tackles, four tackles for loss and three pass breakups ... Posted a career-high nine stops against Houston ... Recorded eight tackles against both Kentucky and Alabama ... Posted seven stops against Middle Tennessee, Georgia Tech and Vanderbilt ... Also credited with two tackles for loss against the Blue Raiders.

JUNIOR COLLEGE: Named first-team all-America and first-team all-Region XXIII by the National Junior College Athletic Association following his sophomore season ... Selected the Mississippi Most Valuable Player in the inaugural Mississippi Bowl, which pitted Mississippi Gulf Coast against Georgia Military Institute, two of the premier junior college programs in the country ... In addition to being a stalwart on defense for MGCCC in that game, he caught a touchdown pass as a blocking back in a short yardage situation ... Led his junior college team to back-to-back state junior college championships, making 204 total tackles ... Had four pass interceptions and four fumble recoveries, returning three for touchdown ... Helped head coach Steve Campbell's Gulf Coast team to a 10-2 record and to a No.4 finish in the final NJCAA poll ... Recorded more than 100 tackles on the season for the Bulldogs ... Picked up a fumble and returned it 41 yards for a touchdown against Pearl River Community College in the state title game ... Returned another fumble 81 yards for a score ... Also intercepted two passes ... Named first-team pre-season all-America by the National Junior College Athletic Association prior to his sophomore season for head coach Steve Campbell's Mississippi Gulf Coast Community College team ... Led MGCCC to the junior college national championship, playing middle linebacker, during his freshman season ... Totaled 87 tackles for the Bulldogs that year, earning second-team all-state recognition ... Also had a pair of interceptions and scored two touchdowns ... Credited with running a 4.52-second 40-yard dash by recruiting web site ESPN.com ... Other top scholarship offer: South Florida ... Committed to MSU in August 2008.

CHRIS WHITE'S CAREER DEFENSIVE STATS									
YEAR	G/GS	TT	UT	AT	TFL-YDS	SCK-YDS	FF/FR	PD	INT-YDS
2009	12/12	75	44	31	4.0-17	0.5-4	0/1	3	0-0
TOTALS	12/12	75	44	31	4.0-17	0.5-4	0/1	3	0-0

CHRIS WHITE'S GAME-BY-GAME DEFENSIVE STATS							
DATE	OPPONENT	TT	UT	AT	TFL-YDS	SCK-YDS	
9/5/09	* JACKSON STATE	2	1	1	0-0	0-0	
9/12/09	* at Auburn	6	4	2	1.0-4	0-0	
9/19/09	* at Vanderbilt	7	1	6	0-0	0-0	
9/26/09	* LSU	4	3	1	0-0	0-0	
10/3/09	* GEORGIA TECH	7	4	3	0-0	0-0	
10/10/09	* HOUSTON	9	6	3	0.5-4	0.5-4	
10/17/09	* at Middle Tennessee	7	7	0	2.0-8	2.0-8	
10/24/09	* FLORIDA	6	3	3	0-0	0-0	
10/31/09	* at Kentucky	8	6	2	0.5-1	0-0	
11/14/09	* ALABAMA	8	4	4	0-0	0-0	
11/21/09	* at Arkansas	6	4	2	0-0	0-0	
11/28/09	* OLE MISS	5	1	4	0-0	0-0	

HIGH SCHOOL: Selected to play in the Mississippi/Alabama High School All-Star game following his senior prep season ... Started for four years for head coach Jim Bloomfield at Vanceleave (Miss.) High School ... Made 267 total tackles during his high school career, with 20 tackles for loss, 13.5 of which were quarterback sacks ... Had eight fumble recoveries and a pair of pass interceptions, one he returned for touchdown ... Helped guide the Bulldogs into the first round of the state playoffs his final three seasons ... Selected Region 7 most valuable player following his senior campaign ... Also rushed for 604 yards and 10 touchdowns on offense ... Named both the team's offensive and defensive most valuable player as a senior ...

PERSONAL: Born Christopher Andrew White, 1/15/89, in Mobile, Ala... Son of Mr. and Mrs. Nicholas Myrick.



MEDIA INFORMATION

MISSISSIPPI STATE

2010 BULLDOGS

HISTORY

RECORDS



NICKOE WHITLEY #31

REDSHIRT FRESHMAN | DEFENSIVE BACK
 6-0 | 200
 RS
 JACKSON, MISS. (PROVINE)

CAREER: Talented youngster could compete for a starting job in 2010 ... Red-shirted his true freshman season on campus ... Came to Mississippi State after a standout high school career in the Jackson Metro Area.

2009: Sat out his true freshman season as a redshirt.

HIGH SCHOOL: Ranked as the No. 80 safety prospect in the country by national recruiting web site Scout.com, in part because he missed most of his senior season with an injury . . . Suffered both a torn anterior cruciate and medial collateral ligament in his knee two games into his final high school campaign . . . Considered the No. 74 "athlete" in the country by national recruiting web site Rivals.com . . . That site rated him the No. 22 prospect in the state of Mississippi . . . Rated with the top 25 high school prospects in the state of Mississippi by the Jackson Clarion-Ledger following his senior season . . . Credited with running a 4.6-second, 40-yard dash by recruiting web site Rivals.com . . . Standout two-way player in the Jackson high school prep ranks, he started at quarterback and defensive back during his high school career for head coach Willie Collins at Provine High School in Jackson . . . Had accounted for four touchdowns offensively and returned a fumble 55 yards for a score defensively before his senior injury . . . Rushed and passed for 1,701 yards during his junior season while on offense . . . Made 40 tackles with five interceptions as a junior on defense . . . Began his high school career at Murrah High School in Jackson, Miss. . . . Other top scholarship offers: Ole Miss . . . Committed to MSU in June 2008.

PERSONAL: Born Nickoe E. Whitley, 10-2-90 . . . Son of Mr. and Mrs. Nickoe Whitley.





BRANDON #58 WILSON


SOPHOMORE | LINEBACKER
6-0 | 245
SQ
TUSCALOOSA, ALA. (NORTHRIDGE)

CAREER: Emerged as a surprising talent among the linebackers during his first season on campus ... Initially walked on to the Mississippi State football team ... Came to Starkville after playing prep ball in the Tuscaloosa, Ala., area.

2009: Played in six games during his redshirt freshman season ... Recorded five tackles on the year ... Posted at least one stop in each of the Bulldogs' first four games ... Recorded a pair of tackles at Auburn ... Credited with a pass breakup in the season-opener against Jackson State.

HIGH SCHOOL: Played for head coach Michael Smith at Northridge High School ... Played in Region 5 of Alabama's 6A top classification ... Invited to participate in the NIKE Combine in Atlanta prior to his senior season ... Also participated in the Athens NIKE Training Camp ... Rated as a two-star prospect by Rivals.com ... Received interest from both Troy and UAB.

PERSONAL: Born April 23, 1990.



MEDIA INFORMATION

MISSISSIPPI STATE

2010 BULLDOGS

HISTORY

RECORDS



K.J. WRIGHT #34

SENIOR | LINEBACKER

6-4 | 250

3L

OLIVE BRANCH, MISS. (OLIVE BRANCH)

CAREER: Enters his senior season as the leader of the Bulldog defense ... Has played in 34 consecutive games, initially as a reserve in the linebacker corps and a special teams contributor, but then as a fixture in the linebacker corps ... Joined the Bulldog program as a standout multi-sport athlete from the Mississippi high school ranks.

2009: Started 10 games and played in all 12 during his junior season ... Only left out of the opening lineup due to formation adjustments ... Finished the season with 82 total tackles, second most on the team ... Recorded 6.5 tackles for loss and a pair of sacks ... Filled the stat sheet with Four quarterback hurries, two pass break-ups, a pair of forced fumbles and one fumble recovery ... Opened the season with a tackle for loss, sack and forced fumble against Jackson State ... Posted double-digit tackles three times on the year ... Recorded a season-high 12 stops against Georgia Tech, 11 against Vanderbilt and 10 against Kentucky ... Also recorded a sack against Florida ... Closed the season with seven tackles, one-half for loss, a forced fumble and a quarterback hurry in Egg Bowl victory.

2008: Started all 12 games during his sophomore season at one outside linebacker position ... Finished second on the club with 72 total tackles, recording at least two hits in every game during the year ... Led the team with nine tackles for loss (minus 55 yards), a team-best four of which were quarterback sacks (minus 41 yards) ... Credited with a tackle for loss in eight contests ... Also deflected three passes and forced one fumble ... Made six tackles, including a team-best two tackles for loss (minus 4 yards) at Louisiana Tech in the season opener, his first career start ... Also credited with one pass deflection in Ruston ... Had two tackles in Mississippi State's home-opening win over Southeastern Louisiana, one a 10-yard quarterback sack ... Also swatted away one pass at the line of scrimmage against the Lions ... Recorded three tackles, including one half for loss (minus 1 yard), in State's SEC opener vs. Auburn ... After making 11 tackles in the season's first three games (3.7 per game), he totaled 61 over the final nine games (6.8 per game) ... Tied for the team lead with six hits at Georgia Tech one week later ... Registered a team-best one and one-half tackles for loss (minus 7 yards) against the Ramblin' Wreck ... Recorded the first double-digit tackle game of his career at LSU in Week 5 ... Made 10 hits, including a 15-yard quarterback sack, against the Tigers ... Was also credited with a forced fumble in Baton Rouge ... Tied for third on the team with four tackles during the Bulldogs' mid-season victory over Vanderbilt ... Registered two tackles and a pass deflection at Tennessee in Week 7 ... Made seven tackles, including a half tackle for loss (minus 1 yard), in his team's homecoming victory over Middle Tennessee ... Tied for second on the club with seven tackles against Kentucky in Week 9 ... Finished second on the team with eight hits at Alabama one week later ... Posted nine tackles, including two quarterback sacks (minus 16 yards), in the Bulldogs' Week 11 win over Arkansas ... He became the first Bulldog to record a pair of sacks in a game in 15 games (Avery Hannibal vs. Kentucky 2007) and the first MSU linebacker to turn that trick since Clarence McDougal had two against Ole Miss in 2005 ... Added eight more hits in the season finale at Ole Miss, a total that includes a half-tackle for loss (minus 1 yard).

2007: Played in 10 straight games during his freshman season, from Week 4 through the end of the season (includes the bowl game) ... Recorded seven tackles and recovered one fumble during his first season at State ... Made one tackle vs. UAB at mid-season ... Added two hits one week later against Tennessee ... Recovered a fumble at UK on special teams ... Matched his season best with two tackles at Arkansas in Week 11 ... Made two more a week later in the Bulldogs' 17-14 win over Ole Miss in the Battle For The Golden Egg.

HIGH SCHOOL: Selected to play in the Mississippi/Alabama All-Star Classic ... Listed as the No. 19 prospect in the state following his senior season by Rivals.com, the second-best outside linebacker

in their ranking ... Rated the No. 22 prospect in the state of Mississippi, regardless of position, by SuperPrep Recruiting Magazine, the fourth-best defensive end in the list ... Moved to 21st in that publication's season-ending All-America issue ... Ranked among the top 25 players in the state of Mississippi by the Jackson Clarion-Ledger following his senior season ... Named first-team, all-state on the defensive line by the Clarion-Ledger in all classifications following his senior season for head coach Scott Samsel at Olive Branch (Miss.) High School ... Also earned first-team, all-state mention by the Mississippi Association of Coaches at outside linebacker in Class 5A ... Made 91 total tackles during that senior season for the Conquistadors, including 48 solos ... Recorded 13 quarterback sacks and a pass interception as well ... Helped Olive Branch to a 12-2 overall record as a senior ... Ran a 4.69 40-yard dash at the Oxford Scout.com combine prior to his senior season ... Recorded 50 tackles and six sacks during his junior campaign ... Also a standout for an undefeated basketball team as a senior ... Solid student in the classroom on the prep level ... Other top scholarship offers: Auburn, Arkansas, Ole Miss and South Carolina ... Committed to MSU in December 2006.

PERSONAL: Born Kenneth Bernard Wright Jr., 7-23-89, in Memphis, Tenn... Son of Mr. Kenneth Wright Sr., and Ms. Jacquelyn Wright.

K.J. WRIGHT'S CAREER DEFENSIVE STATS									
YEAR	G/GS	TT	UT	AT	TFL-YDS	SCK-YDS	FF/FR	PD	INT-YDS
2007	10/0	7	3	4	0.0-0	0.0-0	0/1	0	0-0
2008	12/12	72	37	35	9.0-55	4.0-41	1/0	3	0-0
2009	12/10	82	41	41	6.5-17	2.0-4	2/1	2	0-0
TOTALS	22/12	161	81	80	15.5-72	6.0-45	3/2	5	0-0

K.J. WRIGHT'S GAME-BY-GAME DEFENSIVE STATS							
DATE	OPPONENT	TT	UT	AT	TFL-YDS	SCK-YDS	
9/22/07	GARDNER-WEBB	0	0	0	0.0-0	0.0-0	
9/29/07	at South Carolina	0	0	0	0.0-0	0.0-0	
10/6/07	UAB	1	1	0	0.0-0	0.0-0	
10/13/07	TENNESSEE	2	0	2	0.0-0	0.0-0	
10/20/07	at West Virginia	0	0	0	0.0-0	0.0-0	
10/27/07	at Kentucky	0	0	0	0.0-0	0.0-0	
11/10/07	ALABAMA	0	0	0	0.0-0	0.0-0	
11/17/07	vs. Arkansas	2	2	0	0.0-0	0.0-0	
11/23/07	OLE MISS	2	0	2	0.0-0	0.0-0	
12/29/07	vs. UCF	0	0	0	0.0-0	0.0-0	
8/30/08	* at Louisiana Tech	6	1	5	2.0-4	0.0-0	
9/6/08	* SOUTHEASTERN LA.	2	1	1	1.0-10	1.0-10	
9/13/08	* AUBURN	3	2	1	0.5-1	0.0-0	
9/20/08	* at Georgia Tech	6	4	2	1.5-7	0.0-0	
9/27/08	* at LSU	10	6	4	1.0-15	1.0-15	
10/11/08	* VANDERBILT	4	3	1	0.0-0	0.0-0	
10/18/08	* at Tennessee	2	1	1	0.0-0	0.0-0	
10/25/08	* MIDDLE TENNESSEE	7	3	4	0.5-1	0.0-0	
11/1/08	* KENTUCKY	7	3	4	0.0-0	0.0-0	
11/15/08	* at Alabama	8	3	5	0.0-0	0.0-0	
11/22/08	* ARKANSAS	9	6	3	2.0-16	2.0-16	
9/5/09	* JACKSON STATE	2	1	1	1.5-3	1.0-3	
9/12/09	* at Auburn	8	5	3	0.0-0	0.0-0	
9/19/09	* at Vanderbilt	11	4	7	1.0-3	0.0-0	
9/26/09	* LSU	5	3	2	1.0-5	0.0-0	
10/3/09	* GEORGIA TECH	12	8	4	0.0-0	0.0-0	
10/10/09	* HOUSTON	5	3	2	0.0-0	0.0-0	
10/17/09	at Middle Tennessee	4	3	1	0.0-0	0.0-0	
10/24/09	FLORIDA	8	1	7	1.5-1	1.0-1	
10/31/09	* at Kentucky	10	5	5	1.0-4	0.0-0	
11/14/09	* ALABAMA	4	2	2	0.0-0	0.0-0	
11/21/09	* at Arkansas	6	3	3	0.0-0	0.0-0	
11/28/09	* OLE MISS	7	3	4	0.5-1	0.0-0	



2010 MISSISSIPPI STATE FOOTBALL SIGNEES

NAME	POS.	HT.	WT.	HOMETOWN	PREVIOUS SCHOOL
Vick Ballard*	RB	5-11	210	Pascagoula, Miss.	Miss. Gulf Coast CC
Ferlando Bohanna	LB	6-0	230	Memphis, Tenn.	Whitehaven
James Carmon*	DL	6-7	360	Baltimore, Md.	Miss. Gulf Coast CC
Michael Carr	ATH	6-1	195	West Point, Miss.	West Point
Blaine Clausell*	OL	6-7	310	Mobile, Ala.	Baker
Paul Crawford	DL	6-8	235	Lewisville, Texas	Hebron
Dillon Day	OL	6-4	260	West Monroe, La.	West Monroe
Kaleb Eulls	DL	6-4	255	Yazoo City, Miss.	Yazoo County
Dylan Favre	QB	5-11	190	Bay St. Louis, Miss.	St. Stanislaus
Nick Griffin	RB	5-11	195	New Augusta, Miss.	Perry Central
Corvell Harrison-Gay	LB/DE	6-3	220	Laurel, Miss.	Northeast Jones
Brandon Hill	ATH	6-2	210	Crawford, Miss.	West Lowndes
Christian Holmes	DB	6-2	235	Puckett, Miss.	Puckett
Jeff Howie	DL	6-4	330	Medina, Pa.	Itawamba CC
Chris Hughes	DB	6-0	215	Mobile, Ala.	Davidson
Jay Hughes	ATH	5-11	175	Hattiesburg, Miss.	Oak Grove
Malcolm Johnson	WR	6-2	205	Tuscaloosa, Ala.	Northridge
Robert Johnson	WR	6-0	195	Hattiesburg, Miss.	Oak Grove
Eric Lawson	OL	6-6	320	Olive Branch, Miss.	Olive Branch
Jeremy Lee	ATH	5-10	170	Utica, Miss.	Hinds AHS
Jameon Lewis	ATH	5-9	175	Tylertown, Miss.	Tylertown
Jamerson Love	DB	5-11	175	Aberdeen, Miss.	Aberdeen
Archie Muniz	OL	6-5	255	Houston, Texas	Cypress Creek
Damien Robinson	OL	6-8	330	Olive Branch, Miss.	Olive Branch
Curtis Virges	DL	6-3	290	West Point, Miss.	West Point
Matthew Wells	ATH	6-0	190	Monticello, Miss.	Lawrence County

*Enrolled at Mississippi State in January 2010 and participated in spring practice

FERLANDO BOHANNA, LB, 6-0, 230, MEMPHIS, TENN. (WHITEHAVEN)

HIGH SCHOOL: Rated the No. 7 prospect in the state of Tennessee regardless of position by Rivals.com ... Ranked the 15th best middle linebacker in the nation by Rivals.com ... Rated a three-star prospect ... Led Coach Rodney Saulsberry's team to a 10-3 record and a trip to the third round of the state playoffs in 2009 ... Named the District 16-AAA defensive player of the year and made the Nashville Tennessean's 2009 Dream Team of the state's top 25 players ... He was credited with 85 total tackles as a senior ... Also had 13 hits for losses with three sacks and three forced fumbles ... Finished his junior season with 75 tackles, 12 tackles for loss, three fumbles recovered, two sacks, one fumble caused and one interception ... Participated in the Junior U.S. Army All-American Combine in San Antonio ... Committed to Mississippi State in November over Clemson, Middle Tennessee, North Carolina and Southern Miss.

PERSONAL: Born September 2, 1991 ... Son of Chris and Chaquana Bohanna.

MICHAEL CARR, ATH, 6-1, 195, WEST POINT, MISS. (WEST POINT)

HIGH SCHOOL: Rated the No. 5 prospect in the state regardless of position by Rivals.com ... Ranked the 23rd best athlete in the nation by ESPN ... Received a four-star listing from both ESPN and Rivals ... Named the 8th most-wanted recruit in the Jackson (Miss.) Clarion-Ledger's top 40 ... Named to the Clarion-Ledger's first team all-state offense for all classifications at wide receiver ... Also named to the Mississippi Association of Coaches 5A All-State first team ... Led Coach Chris Chambless' Green Wave to a 14-1 record and 5A state championship ... In state championship game, Carr scored on a 64-yard reception and a 78-yard kickoff return ... He finished the contest with four catches for 128 yards ... Finished

his senior campaign with 38 catches for 832 yards and 16 total touchdowns ... Defensively he intercepted one pass and had a 35 yard return ... Also returned 15 punts for 415 yards with a longest return of 84 yards ... Chosen to the Mississippi High School All-Star Game he caught four passes for 53 yards ... He was a pre-season Clarion-Ledger Dandy Dozen selection ... Chose Mississippi State over Mississippi ... Committed in February of his junior year.

PERSONAL: Born Michael Christopher Carr on October 29, 1990 ... Son of Fluid Carr, Jr. and Ferecia Carr.

PAUL CRAWFORD, DL, 6-8, 235, LEWISVILLE, TEXAS (HEBRON)

HIGH SCHOOL: Signed with Mississippi State out of the talent-rich prep ranks of Texas ... Finished his senior season with 72 tackles ... Named all-district following the 2009 season ... Posted 17 tackles from his outside linebacker position in the first game of the season ... Played for head coach Brian Brazil at Hebron High School ... Hebron missed the Class 5A Playoffs by one game ... Standout on the Hebron basketball team also had offers to play collegiately on the hardwood ... Chose Mississippi State over Arkansas, Baylor, Colorado State and UTEP among others.

PERSONAL: Born June 18, 1992 ... Brother, David, is a wide receiver at Wagner College.



DILLON DAY, OL, 6-4, 260, WEST MONROE, LA. (WEST MONROE)

HIGH SCHOOL: Played offensive tackle for head coach Don Shows at West Monroe, helping lead the Rebels to a state championship appearance his junior year and the 5A state title his senior campaign ... West Monroe finished the 2009 season 15-0 and ranked No. 9 nationally, defeating Archbishop Rummel 30-0 in the title game in the Louisiana Superdome ... Rated a two-star prospect by Rivals.com ... Also held scholarship offers from Louisiana Tech and Louisiana-Monroe

PERSONAL: Born October 17, 1991 ... Son of Marc and Diane Day.

KALEB EULLS, DL, 6-4, 255, YAZOO CITY, MISS. (YAZOO COUNTY)

HIGH SCHOOL: Ranked the No. 4 player in the state of Mississippi regardless of position by SuperPrep Magazine ... Slotted at No. 5 regardless of position and the top defensive lineman by Scout.com ... A four-star rating by both Scout.com and Rivals.com ... A consensus all-state selection and a pick to play in the Mississippi-Alabama All-Star Game ... Named the 4A Defensive Player of the Year by the Mississippi Association of Coaches ... Named to the Jackson (Miss.) Clarion-Ledger Dandy Dozen along with being named the paper's sixth most-wanted recruit ... As a defensive end he totaled 82 tackles with 16 tackles for loss and seven sacks ... Forced one fumble and recovered another ... Also handled quarterback on offense and finished his senior year with 721 passing yards ... Rushed for 942 yards with 11 touchdowns ... Also served as teams punter, averaging 42 yards per boot ... Played for head coach Matt Williams ... Received national headlines and television appearances after disarming a student on the bus on the way to school ... Chose Mississippi State over Mississippi ... Also had offers from Alabama, Georgia, LSU, Southern Miss and Tennessee among others ... Committed to Mississippi State in July of 2009.

PERSONAL: Born Kaleb Lashun Eulls on June 28, 1991 ... Son of Ora Eulls.

DYLAN FAVRE, QB, 5-11, 190, BAY ST. LOUIS, MISS. (ST. STANISLAUS)

HIGH SCHOOL: Named the 2009 Gatorade Player of the Year in the state of Mississippi ... Named to the prestigious Parade All-America Team ... Honored as Class 4A Offensive Player of the Year by Mississippi Association of Coaches ... Also named Mississippi Player of the Year and All-State quarterback by the Jackson (Miss.) Clarion-Ledger ... Listed as one of Mississippi's 40 Most Wanted by the Clarion-Ledger ... Number 27 prospect regardless of position in the state of Mississippi by SuperPrep ... Named the 15th best prospect in the state by the Mississippi Press ... Rivals.com rated him as the No. 2 quarterback and the No. 33 prospect in the state regardless of position ... Shattered most state passing records ... Completed 342 of 529 passes for 5,589 yards and 63 touchdowns as a senior ... Also rushed for 1,265 yards and 18 scores as he led coach Forrest Williams' Rockachaws to a 14-1 record and the 4A state title ... Tabbed as the All-South offensive player of the year by the Biloxi Sun Herald each of the past two seasons ... As a junior, completed 225 of 370 passes for 3,805 yards and a then-state record 45 touchdown passes ... Named 2nd team All-State by the Clarion Ledger in 2008 ... During his sophomore season, Favre threw for 36 touchdowns 3,092 yards and completed 196 of 322 pass attempts ... Chose Mississippi State over Southern Mississippi and Tulane.

PERSONAL: Born Dylan DeWayne Favre on March 19, 1992 ... Son of Jeffrey and Rhonda Favre ... Nephew of NFL quarterback Brett Favre.

NICK GRIFFIN, RB, 5-11, 195, NEW AUGUSTA, MISS. (PERRY CENTRAL)

HIGH SCHOOL: Rated the No. 10 prospect in the state of Mississippi regardless of position by Rivals.com ... Earned a three-star rating from Rivals, Scout and ESPN ... Played in the Mississippi-Alabama All-Star Game ... Listed on the Jackson (Miss.) Clarion-Ledger's 40 Most Wanted List and also a preseason Dandy Dozen Selection ... Named first team all-state for all classifications by the Jackson (Miss.) Clarion-Ledger ... Also named first-team All-State on the 3A level by Mississippi

Association of Coaches ... Led class 3A in rushing with 2,080 yards on 234 carries for head coach Tim Barron in 2009 ... Scored 36 touchdowns during his senior season with 31 coming on the ground ... Also played defensively as a safety, and as a junior posted 82 tackles with a two sacks and four interceptions ... Averaged just under 30.0 yards punting ... As a junior, rushed for 720 yards with nine touchdowns on 120 carries ... In 2007 he had a breakout season with 1,371 rushing yards on 201 carries and 17 touchdowns ... Also posted 64 tackles with an interception on defense ... Played for the varsity as a ninth grader with 59 tackles and three sacks ... Plays for the PCHS basketball varsity and runs track ... Committed to Mississippi State in January over Mississippi ... Also had offers from Stanford, Southern Mississippi and Vanderbilt.

PERSONAL: Born Nicholas Cameron Griffin on October 23, 1991 ... Son of Joseph and Mae Griffin ... Has four siblings Joseph, Kimberly, Latory and Josie Rice.

CORVELL HARRISON-GAY, LB, 6-3, 220, LAUREL, MISS. (NORTHEAST JONES)

HIGH SCHOOL: Listed as the top linebacker prospect in the state of Mississippi by Rivals.com and No. 2 linebacker by Scout.com ... Rated the No. 23 prospect regardless of position in Mississippi by Scout.com ... Selected to play in the Mississippi-Alabama All-Star game ... Listed on the Jackson (Miss.) Clarion-Ledger's 40 Most Wanted List ... Earned all-state honors in Class 4A by the Mississippi Association of Coaches ... Named second-team All-State regardless of classification by the Clarion-Ledger ... All-Jones County team pick of the Laurel Leader Call ... All-Area selection of WDAM-TV ... For the 2009 season he led NEJHS on defense with 85 tackles in ten games ... Playing tight end he caught eight passes for 82 yards with a pair of touchdown receptions, one each in games with Class 5A state finalists West Jones and Wayne County ... Played for head coach Robert Hathorn at Northeast Jones ... Committed to Mississippi State in December of 2009.

PERSONAL: Born Corvell Vermaine Gay on March 22, 1991 ... Son of Ollie and Michelle Michelle Harrison.

BRANDON HILL, ATH, 6-2, 210, CRAWFORD, MISS. (WEST LOWDNE)

HIGH SCHOOL: Earned a four-star ranking by ESPN.com and listed as the No. 24 athlete in the nation by that recruiting service ... Listed by Scout.com as the No. 22 prospect in the state regardless of position ... Listed on the Jackson (Miss.) Clarion-Ledger's 40 Most Wanted recruits ... Finished his senior season with 23 catches for 269 yards and two touchdowns on offense ... Defensively registered 64 tackles with one sack ... Also picked off three passes and returned one for a touchdown ... Recovered three fumbles, broke up three passes and tallied three tackles for loss ... Played for head coach Chris Chambless at West Point ... Became one of the Bulldogs' first commitments of the class as he committed in February of 2009 ... Chose Mississippi State over Mississippi ... Also considered by Arkansas and Southern Mississippi ... Also received baseball and track scholarship offers from several schools.

PERSONAL: Born Brandon D. Hill on May 26, 1991 ... Son of Brandon Hill and LaTonya Bush.

CHRISTIAN HOLMES, LB, 6-2, 235, PUCKETT, MISS. (PUCKETT)

HIGH SCHOOL: Class 2A All-Metro selection by the Jackson (Miss.) Clarion-Ledger ... Recorded 107 tackles during his senior season at Puckett Attendance Center ... Also tallied four sacks, intercepted two passes, forced four fumbles and recovered three of them ... A two-way player in high school, he added 388 yards receiving and nine touchdowns on the offensive side of the ball ... Helped lead the Wolves to a 11-2 record in 2009 ... Chose Mississippi State over Mississippi ... Also had offers Southern Mississippi and Memphis ... Committed to Mississippi State in January.

PERSONAL: Born Christian Joseph Holmes on June 16, 1992 ... Son of Kristi Holmes.



JEFF HOWIE, DL, 6-4, 330, MEDINA, PA. (ITAWAMBA CC)

JUNIOR COLLEGE: Earned a three-star rating from both Scout.com and Rivals.com ... Earned all-state honors at Itawamba Community College as a freshman on the offensive line ... Moved to defensive tackle and earned first-team honors as a sophomore ... Due to a broken hand, played in just six games in 2009 but still managed 38 tackles, including 12 tackles for loss and five sacks ... Committed to Mississippi State in January ... Also received scholarship offers from Louisiana-Monroe, Ohio, South Florida, Southern Mississippi, Troy and Western Kentucky. **HIGH SCHOOL:** Made 32 solo tackles and three sacks in 2006 under head coach Mike Milano at Downingtown West High School to help team to a 10-2 record and a playoff berth ... Earned first-team All-Chesmont and all-area honors ... Played both offensive tackle and defensive tackle ... Selected to play in the 2007 PSFCA East-West All-Star Game and the 2007 Valor Bowl All-Star Game ... Signed with Temple after high school career before attending Fork Union Military Academy ... Was ranked in the Rivals.com prep school Top 50 following only season at the Virginia institution.

PERSONAL: Born Jeffrey A. Howie on September 3, 1988...Son of George Howie.

CHRIS HUGHES, DB, 6-0, 215, MOBILE, ALA. (DAVIDSON)

HIGH SCHOOL: Ranked four-star prospect by ESPN.com and listed as the No. 16 safety prospect in the nation by that service ... Ranked the 25th best prospect in the state of Alabama by Rivals.com and as the 30th ranked senior in the state by Scout.com ... Rated the No. 49 safety prospect in the country by Rivals ... Suffered a leg injury prior to his senior season and saw limited playing time ... As a junior, recorded 118 tackles with 71 solo ... Also posted seven tackles for a loss with a sack ... Caused two fumbles, intercepted three passes and was credited with two pass breakups and four hurries ... Committed to Mississippi State in January of 2010 ... Played for head coach Fred Riley at Davidson High School ... Also held offers from Clemson, Arkansas, South Carolina, Louisville, Mississippi, Southern Miss and Kansas State.

PERSONAL: Born Christopher Brian Hughes on August 11, 1991 ... Son of Chawnerick Winbush.

JAY HUGHES, ATH, 5-11, 175, HATTIESBURG, MISS. (OAK GROVE)

HIGH SCHOOL: Listed as a top-100 national running back by Scout.com ... Ranked the 14th prospect regardless of position in the state of Mississippi by Scout ... Earned a three-star ranking by Scout, Rivals.com and ESPN.com ... Named to the Jackson (Miss.) Clarion-Ledger's 40 Most Wanted Recruits list ... Selected to play running back in the Mississippi-Alabama All-Star Game ... Named to the Jackson (Miss.) Clarion-Ledger's second team all-state team comprised of all classifications ... Playing for Coach Nevil Barr he helped Oak Grove to an 11-3 record with championships of both Region 3 and South State to reach the Class 6A State Finals ... WDAM-TV named him to their All-Area first team, and he was second-team All-Area by the Hattiesburg American newspaper ... During 2009 senior season, rushed 143 times for 856 yards ... Also recorded four rushing touchdowns ... Transferred to Oak Grove HS for his junior season in 2008 ... Made an immediate impact by rushing for 980 yards on 172 carries ... Scored 17 rushing touchdowns as the Warriors finished 12-2 and reached the South State title game ... Played for head coach Nevil Barr at Oak Grove ... Played in 2007 at Oxford (Miss.) High School ... Committed to Mississippi State in December of 2009 ... Also held offers from Auburn, Duke, Louisiana Tech, Mississippi, Southern Miss, Tennessee, Tulsa, Vanderbilt and West Virginia.

PERSONAL: Born Jay Khalil Hughes on November 21, 1991 ... Son of Tony and Marion Hughes ... Father is safeties coach and recruiting coordinator for Mississippi State.

MALCOLM JOHNSON, WR, 6-2, 205, TUSCALOOSA, ALA. (NORTHRIDGE)

HIGH SCHOOL: Rated a three-star prospect by Rivals.com and ESPN.com ... ESPN.com lists him as the No. 75 wide receiver prospect in the nation ... Rivals.com has him as the No. 33 recruit in the state of Alabama regardless of position ... Most Valuable Player at Rivals Ultimate 100 Camps in both Birmingham and Atlanta ... During his senior season, Johnson caught 39 passes for 598 yards and scored eight touchdowns ... Played for head coach Michael Smith ... Also rushed for 137 yards on 30 carries and completed two of three pass attempts ... Hauled in 41 receptions for 492 yards and nine touchdowns during junior season ... Standout on the basketball court as well for the Jaguars ... Committed to Mississippi State in July of 2009.

PERSONAL: Born Malcolm Jamaine Johnson on August 11, 1992 ... Son of James and Genesis Johnson.

ROBERT JOHNSON, WR, 6-0, 195, HATTIESBURG, MISS. (OAK GROVE)

HIGH SCHOOL: Ranked the fifth most-coveted player in the state of Mississippi in the Mississippi Press' Fantastic 15 ... No. 9 prospect in the state of Mississippi regardless of position by Rivals.com ... No. 10 prospect according to SuperPrep Magazine ... No. 11 prospect in the state according to Scout.com ... A four-star recruit according to Rivals.com and a three-star pick by Scout.com and ESPN.com ... The consensus second-ranked wide receiver in the state of Mississippi in the 2010 class ... Member of the Jackson (Miss.) Clarion-Ledger 40 Most Wanted Recruits ... Second-team All-State in all classifications according to the Jackson (Miss.) Clarion-Ledger ... During senior season caught 28 passes for 529 yards with a long of 70 yards and a pair of scores ... Also had 167 carries for 798 yards and nine touchdowns ... Helped lead Warriors to the Class 6A state title game ... Caught six passes for 78 yards in the state championship against South Panola ... Member of the Jackson (Miss.) Clarion-Ledger Dandy Dozen ... Selected to play in the Mississippi High School All-Star Game ... As a junior caught 48 passes for 632 yards and four scores ... Also rushed for 276 yards and four TDs on 31 carries ... Committed to Mississippi State in December of 2009 .. Also held offers from Auburn, Kentucky, Louisville, Mississippi, Southern Mississippi and West Virginia.

PERSONAL: Born Robert Earl Johnson II on August 1, 1991 ... Son of Robert, Sr. and Joanne Johnson.

ERIC LAWSON, OL, 6-6, 320, OLIVE BRANCH, MISS. (OLIVE BRANCH)

HIGH SCHOOL: The No. 30 prospect in the state of Mississippi according to Rivals.com ... Named to the Jackson (Miss.) Clarion-Ledger 40 Most Wanted List ... A three-star prospect according to ESPN.com ... Helped lead head coach Scott Samsel's Conquistadors to the third round of the playoffs ... Named first team Mississippi High School Activities Association Region 1 Class 6A Team ... Earned Shelby Metro All-Suburban Team honors from the Memphis Commercial Appeal ... Played his junior season at Terry (Miss.) High School ... Committed to Texas Tech in October of 2009 before selecting Mississippi State in February ... Also had an offer from Memphis and considered Southern Mississippi.



JAMEON LEWIS, ATH, 5-9, 175, TYLERTOWN, MISS. (TYLERTOWN)

HIGH SCHOOL: Named first-team all-classification All-State by the Jackson (Miss.) Clarion-Ledger on defense ... Also named the Mississippi Association of Coaches Offensive Player of the Year in 3A ... Rated the No. 24 prospect in the state of Mississippi regardless of position by Scout.com ... Listed on the Jackson (Miss.) Clarion-Ledger's 40 Most Wanted recruits ... A three-star recruit according to both Rivals.com and ESPN.com ... Led the undefeated Chiefs of Coach Walter Denton, who won 15 straight games en route to the school's first Class 3A championship ... One of the two quarterbacks chosen for the Mississippi-Alabama All-Star Game roster ... In the 3A championship game against Aberdeen he had a hand in all five Chiefs touchdowns, rushing for two scores including the game-clincher on a fourth-down dash, and passing for three more ... During his senior season he was 75-of-137 passing for 1,161 yards with 13 touchdowns ... Rushed 200 times for 1,182 yards and 18 touchdowns ... As a junior he helped THS go 12-1 and capture its first-ever South State championship

PERSONAL: Born Jameon Kalchevis Lewis on November 26, 1991 ... Son of Roy Walker and Tyrone Lewis ... His father played football at Louisiana State.

JAMERSON LOVE, DB, 5-11, 175, ABERDEEN, MISS. (ABERDEEN)

HIGH SCHOOL: Rated the No. 22 prospect in the state regardless of position by Rivals.com ... A three-star athlete according to both Rivals.com and Scout.com ... Named first-team All-State all-classification by the Jackson (Miss.) Clarion-Ledger on defense ... Selected to participate in the Mississippi-Alabama All-Star Game at safety ... Named first-team all-state by the Mississippi Association of Coaches at running back ... His senior season he led Aberdeen to a 13-3 record and the 3A championship game ... In the state title game against Tylertown he carried 13 times for 131 yards and scored on a 34-yard touchdown dash ... He was the third-leading rusher in Class 3A as a senior, finishing the year with 1,773 yards on 195 carries ... He scored 21 rushing touchdowns in 2009 and added six receiving scores ... His 18 catches resulted in 434 yards ... As a junior he helped Aberdeen reach the 3A championship game ... Rushed for 787 yards on 57 carries with 15 touchdowns in 2008 ... Also caught ten passes for 224 more yards and three scores.

PERSONAL: Born Jamerson Valentino Love on November 6, 1990 ... Son of James Love and Maggie Walker.

ARCHIE MUNIZ, OL, 6-5, 255, HOUSTON, TEXAS (CYPRESS CREEK)

HIGH SCHOOL: Rated a three-star prospect by Rivals.com and ESPN.com ... Listed as the No. 30 offensive tackle in the country according to ESPN ... Unanimous first-team All-District selection from District 15 in Class 5A for 2009 ... Helped lead Coach Greg McCaig's Cypress Creek High School to consecutive District Championships ... Helped lead the Cougars to their latest District 15 championship with a 6-1 record, while his team posted an overall 9-1 mark for the regular season in Class 5A before a first-round loss in the playoffs ... For the 2009 season he was credited with a 90% blocking grade and over 50 pancake blocks in ten games ... As a junior in 2008 graded out at 84% on his blocks with 43 pancakes ... Earned second-team All-District 15-5A his junior season ... Chose Mississippi State in January with offers from across the nation including Arizona State, Colorado State, Houston, Iowa State, Kansas State, Northwestern, Oklahoma State, Rice, Southern Methodist, Tulane, Utah, UTEP, Vanderbilt and Wake Forest.

PERSONAL: Born Ariel Ivan Muniz on May 12, 1992 ... Son of Ariel and Ana Muniz.

DAMIEN ROBINSON, OL, 6-8, 330, OLIVE BRANCH, MISS. (OLIVE BRANCH)

HIGH SCHOOL: Selected to play in the U.S. Army All-American Game in San Antonio ... Ranked No. 3 on the Jackson (Miss.) Clarion-Ledger 40 Most Wanted prospects ... Rated a four-star prospect by Rivals.com and listed as that recruiting service's No. 3 recruit in the state of Mississippi ... Member of the Rivals 250 ... Selected to represent Mississippi at the Mississippi-Alabama All-Star Game ... Named first team all-state for all classifications by the Jackson (Miss.) Clarion-Ledger ... Also named first-team all-state in 6A by the Mississippi Association of Coaches ... Rated No. 9 offensive lineman in the nation and assigned four-stars by Scout.com and is that organization's No. 2 prospect in the state of Mississippi ... Rated No. 2 prospect in the state by SuperPrep Magazine ... Helped lead head coach Scott Samsel's Conquistadors to the third round of the playoffs ... Chose Mississippi State over Mississippi, Alabama, Arkansas, Auburn, Florida State, LSU, North Carolina, Oklahoma, Tennessee and UAB.

PERSONAL: Born May 22, 1991 ... Son of Alice Robinson.

CURTIS VIRGES, DL, 6-3, 290, WEST POINT, MISS. (WEST POINT)

HIGH SCHOOL: Rated a three-star prospect by Scout.com, Rivals.com and ESPN.com ... Listed as the No. 14 prospect in the state of Mississippi by Rivals.com ... Scout.com ranks him as the No. 17 prospect in the state regardless of position ... Member of the Jackson (Miss.) Clarion-Ledger 40 Most Wanted Recruits ... Selected to play in the Mississippi-Alabama All-Star Game ... Named first-team all-state for all classifications by the Jackson (Miss.) Clarion-Ledger ... Named first-team all-state in Class 5A by the Mississippi Association of Coaches ... Listed among state's most wanted players by the Mississippi Press ... Helped lead head coach Chris Chambliss' Green Wave to a Class 5A state championship ... Named the Northeast Mississippi Daily Journal regional Defensive Player of the Year ... In the state championship game, tallied nine solo tackles with a quarterback sack ... On the season he posted 82 total tackles and 14 sacks ... Played both defensive tackle and offensive guard during sophomore and junior seasons ... Chose Mississippi State over Mississippi ... Committed to Mississippi State in July of 2009 ... Also received offers from Southern Mississippi and UAB.

PERSONAL: Born Curtis Maurice Virges, Jr. on March 27, 1992 ... Son of Curtis Virges, Sr. and Carsandra Virges.

MATTHEW WELLS, ATH, 6-0, 190, MONTICELLO, MISS. (LAWRENCE COUNTY)

HIGH SCHOOL: Listed as the No. 4 Most Wanted Prospect in the state of Mississippi by the Jackson (Miss.) Clarion-Ledger ... Selected to play in the Mississippi-Alabama All-Star Game ... Listed as the No. 6 prospect in the state regardless of position by Scout.com ... A four-star prospect and the No. 17 running back in the nation according to Scout.com ... A three-star selection by both Rivals.com and ESPN.com ... The No. 11 prospect in the state on the Mississippi Press Fantastic 15 ... Preseason member of the Jackson (Miss.) Clarion-Ledger Dandy Dozen ... Named first-team all-state in Class 4A by the Mississippi Association of Coaches ... Despite missing four games during senior season due to injury, finished with 1,050 rushing yards and 12 touchdowns ... Also credited with 36 tackles and four interceptions ... Rushed for 1,352 yards as a junior on 113 carries and scored 21 touchdowns ... Also starred on the Lawrence County High School basketball team ... Committed to Mississippi State over Mississippi in January of 2010 ... Had offers from Southern Mississippi, Tennessee and Stanford.

PERSONAL: Born Matthew Sean Wells on November 26, 1990 ... Son



DAN MULLEN

**HEAD COACH
SECOND SEASON
URSINUS, 1994**

Dan Mullen was widely regarded as one of the top young minds in college football when he arrived at Mississippi State, and he brought not only an impressive offensive resume and a list of NFL-developed quarterbacks but also an energy and passion for the college game. With 15 years of experience in the collegiate coaching ranks, Mullen was named the 32nd head football coach in the history of Mississippi State University on December 10, 2008.

From the moment of Mullen's announcement, Mississippi State fans have been reenergized. Supporters have turned out in the form of capacity crowds at Mullen's appearances around the Southeast and the Bulldog faithful set a new State of Mississippi record with more than 31,000 in attendance at the team's 2009 Maroon-White Spring Game in April.

The excitement continued throughout Mullen's first fall on campus, as MSU set school records for total home attendance, average home attendance and posted three of the school's top four largest single-game crowds.

Improvement wasn't limited to fan enthusiasm, as Mullen ignited the Bulldog offense despite facing the nation's toughest schedule. State's rushing attack, led by first-team all-Southeastern Conference selection Anthony Dixon, finished ninth nationally with a 227.6 rushing yard average per game. State averaged 371.9 yards of total offense per game, the eighth highest total in school history and the most since 2000.

Mullen's first season concluded with a rousing 41-27 victory over MSU's in-state rival, which brought the Golden Egg back to Starkville. He became the only the third Mississippi State coach to win his Egg Bowl debut since 1939, joining Allyn McKeen and Jackie Sherrill. The Bulldogs posted a 5-7 overall record in 2009, including three road victories.

During the previous four seasons as the offensive coordinator and quarterback coach at the University of Florida, Mullen molded a Heisman Trophy, Davey O'Brien and Maxwell Award winning quarterback, along with a Rimington Trophy finalist and a Biletnikoff Award semifinalist.

In 2008 alone, Mullen's offensive attack ranked third nationally in scoring – averaging better than 45 points per game as the Gators scored at least 30 points in 12 of 13 games. The 587 points scored eclipsed the previous University of Florida mark, set in 1996.

Florida has rushed for a new-school record 41 touchdowns that season and UF's 80 rushing touchdowns over the two seasons ranked second nationally Overall, Florida's rushing yardage of 2,987 this year ranks

PERSONAL INFORMATION

Birthdate: April 27, 1972
Hometown: Manchester, N.H.
Education:
1994 – Bachelor's Degree in Exercise and Sport Science from Ursinus College;
1996 – Master's Degree in Education from Wagner College
Family: Married to the former Megan West
Children: Son Canon

COACHING EXPERIENCE

2009- Mississippi State University (Head Coach)
2005-08- Florida (Offensive Coordinator/ Quarterbacks)
2003-04- Utah (Quarterbacks)
2001-02- Bowling Green (Quarterbacks)
1999-00- Notre Dame (Graduate Assistant Offense)
1998- Syracuse (Graduate Assistant Offense)
1996-97- Columbia (Wide Receivers)
1994-95- Wagner (Wide Receivers)

BOWL GAMES AS A COACH

2009: BCS National Championship Game
2008: Capital One
2007: BCS National Championship Game
2006: Outback
2005: Fiesta
2003: Liberty
2001: Fiesta
1999: Orange

PLAYERS IN THE NFL DRAFT (ROUND DRAFTED)

WR Dallas Baker (7th)	Florida 2007	Pittsburgh Steelers
OG Lance Butler (FA)	Florida 2006	Cleveland Browns
WR Andre Caldwell (3rd)	Florida 2008	Cincinnati Bengals
LB Jamar Chaney (7th)	Mississippi State 2009	Philadelphia Eagles
RB Anthony Dixon (6th)	Mississippi State 2009	San Francisco 49ers
OT Randy Hand (FA)	Florida 2006	New England Patriots
QB Josh Harris (6th)	Bowling Green 2004	Baltimore Ravens
WR Percy Harvin (1st)	Florida 2008	Minnesota Vikings
TE Cornelius Ingram (5th)	Florida 2008	Philadelphia Eagles
WR Chad Jackson (2nd)	Florida 2006	New England Patriots
QB Omar Jacobs (5th)	Bowling Green 2006	Pittsburgh Steelers
QB Chris Leak (FA)	Florida 2007	Chicago Bears
C Drew Miller (FA)	Florida 2008	Jacksonville Jaguars
WR Louis Murphy (4th)	Florida 2008	Oakland Raiders
QB Alex Smith (1st)	Utah 2005	San Francisco 49ers
QB Tim Tebow (1st)	Florida 2009	Denver Broncos
OL Phil Trautwein (FA)	Florida 2008	St. Louis Rams
OT Tavares Washington (FA)	Florida 2006	San Francisco 49ers
OL Jason Watkins (FA)	Florida 2008	Houston Texans
RB DeShawn Wynn (7th)	Florida 2007	Green Bay Packers

COACHING STAFF



MEDIA INFORMATION

MISSISSIPPI STATE

2010 BULLDOGS

HISTORY

RECORDS

ninth nationally and is the third-highest total in school history.

Seven offensive players were recognized as All-Southeastern Conference selections following the season in which Florida claimed its second SEC Championship and a chance to play for its second national championship in three seasons.

The Gator offense ranked first in the SEC in scoring offense and total offense for a second-straight season in 2008, averaging 45.2 points and 442.4 yards per game. Under Mullen's tutelage in 2007, UF averaged 42.5 points and 457.2 yards.

In 2007, Mullen directed the Gator offense to the third-highest point total ever by a UF unit and the top single-season marks for rushing touchdowns and third-down conversion percentage. Florida's offense scored 75 touchdowns during the season most in the SEC.

Mullen orchestrated a UF attack that was the only one in the nation to have rushed for a touchdown and passed for a touchdown in every game during the season. He also helped UF score on 83 of 152 drives in 2007 for a league-best 54.6 percent, marking the best number since the stat was tracked by the SEC in 2000. Florida also averaged 7.0 yards per play last year, the fourth-best total in the nation and the Gators averaged 5.3 yards per rush, the second-best number in school history.

In 2007, he helped coach sophomore quarterback Tim Tebow into a Heisman Trophy, Maxwell and Davey O'Brien award winner, 78th Sullivan Award winner and AP first-team All-American among other honors.

He also tutored six offensive players to the All-SEC team: Tebow, Percy Harvin, Cornelius Ingram, Brandon James, Jim Tartt and Drew Miller.

Mullen played an integral role in Florida's 2006 national championship, overseeing an offense that averaged 29.7 points and 396.1 yards per game. In the BCS National Championship Game, he engineered an attack that produced 41 points against a top-ranked Ohio State squad that was limiting opponents to less than 11 points per game on the year. Under Mullen's tutelage, quarterback Chris Leak opened the contest by going 9-for-9 for 99 yards and a touchdown en route to earning Offensive MVP honors.

The 2006 Gator offense posted 76 plays of 20 yards or more, 19 of which went for touchdowns. Florida passed for 29 touchdowns in 2006, while Leak ranked among the national leaders with 23 scoring tosses. Tebow matched UF's single-season record for rushing touchdowns by a quarterback with eight scores, and his 5.3 average yards per carry were second nationally among signal callers. Six different players averaged at least 5.0 yards per carry last season, including SEC Freshman of the Year Harvin.

In 2005, Chad Jackson played his way to Biletnikoff Award semifinalist status after matching the UF single-season record with 88 receptions, a figure that led the SEC and finished sixth nationally. Center Mike Degory was also named a finalist for the Rimington Trophy, given annually to the nation's top center, during that campaign. Both earned first-team All-SEC honors under Mullen's tutelage.

Mullen went to Florida from Utah with head coach Urban Meyer, with whom he had spent the past 10 seasons. While the quarterbacks coach at Utah, Mullen developed Alex Smith – the first overall selection in the 2005 NFL Draft – from a pocket passer into an efficient executor of the spread offense, making him one of the most versatile threats in college

football. Smith took over the starting job three games into Mullen's tenure, passing for 2,247 yards and running for 452 to finish second in the Mountain West Conference in total offense in 2003.

The 2004 campaign saw Smith earn National Player of the Year honors from The Sporting News and Sports Illustrated, while also becoming Utah's first-ever Heisman Trophy finalist and garnering final consideration for the Davey O'Brien and Walter Camp National Player of the Year Awards. Smith passed for 2,952 yards and 32 touchdowns and ran for 631 yards and 10 scores on the year, ranking second in the nation with a 176.5 efficiency rating and leading the Utes to a perfect 12-0 season and a Fiesta Bowl championship. As a team, Utah finished the 2004 season third in the nation in scoring offense (45.3) and total offense (499.8).

Prior to his stint at Utah, Mullen served as quarterbacks' coach at Bowling Green for two seasons, putting up 6,627 yards of total offense and scoring 81 touchdowns during that span. In 2002, quarterback Josh Harris threw for 2,425 yards, ran for 737 yards and completed the campaign as the nation's third-leading scorer.

Mullen spent the two years before his Bowling Green stint as a graduate assistant at Notre Dame, making a Fiesta Bowl appearance, and assisted with Syracuse's 1998 BIG EAST championship and Orange Bowl run.

A two-year starter at tight end for Ursinus College in Collegenille, Pa., Mullen earned first-team All-Centennial Conference honors as a senior. He is married to the former Megan West, and the couple has a one-year-old son, Canon.





LES KOENNING

OFFENSIVE COORDINATOR/QUARTERBACKS
SECOND SEASON
TEXAS, 1981

Head football coach Dan Mullen spent the first 14 years of his career coaching on the offensive side of the ball and the past four at Florida as offensive coordinator. When he began his search for an offensive coordinator, Mullen found Les Koenning - a coach with more than 25 years of experience and a wealth of knowledge not only about developing quarterbacks but also about the spread offense.

Koenning is not only experienced coaching on the collegiate level in general, he gained some of that knowledge during a previous stop at Mississippi State. His second full-time position in the college ranks was a four-year stint in Starkville from 1986-89.

Koenning comes to Mississippi State from South Alabama, where he spent the past season as the offensive coordinator for the newly developed Jaguar program. South Alabama will begin playing intercollegiate football this season.

Prior to his one-year stay at South Alabama, Koenning, 49, spent five years on the Texas A&M staff, serving as offensive coordinator and working with the quarterbacks. He has spent the last 10 years of his career coordinating offenses and calling plays, starting in 1998 at Duke before stops at Houston (1999), TCU (2000) and Alabama (2001-03).

A native of Houston, Koenning began his career with graduate assistantships at Texas and Alabama before being named wide receivers coach and recruiting coordinator at Louisiana-Lafayette in 1985.

Koenning then served as running backs and wide receivers coach for Rocky Felker at Mississippi State from 1986-89. He moved to Rice as wide receivers coach from 1990-93 before taking the same position at Texas A&M. Koenning gained a year of experience in the NFL with the Miami Dolphins during the 1997 season before returning to his college roots.

A 1981 graduate of Texas with a degree in Health and Physical Education, Koenning added a master's degree in sports management two years later. He and his wife, Lisa, have two children, Les and Lana.

PERSONAL INFORMATION
Birthdate: February 10, 1958
Hometown: Houston, Texas
Education:
1981 – Bachelor's in Health and Physical Education from Texas
1983 – Master's in Sports Management from Texas
Family: Married to the former Lisa Pihl
Children: Les and Lana

COACHING EXPERIENCE
2009- Mississippi State (Offensive Coordinator/ QBs)
2008-09: South Alabama (Offensive Coordinator / QBs)
2003-07: Texas A&M (Offensive Coordinator / QBs)
2001-02: Alabama (Offensive Coordinator / QBs)
2000: TCU (Passing Game Coordinator / QBs)
1999: Houston (Offensive Coordinator / QBs)
1998: Duke (Offensive Coordinator / QBs)
1997: Miami Dolphins (Offensive Assistant)
1994-96: Texas A&M (Wide Receivers)
1993(Dec.): Duke (Wide Receivers)
1990-93: Rice (Wide Receivers)
1986-89: Mississippi State (Running Backs / WR's)
1985: Louisiana-Lafayette (WR's / Recruiting Coordinator)
1984: Alabama (Graduate Assistant)
1981-83: Texas (Graduate Assistant)





MANNY DIAZ

DEFENSIVE COORDINATOR/LINEBACKERS
FIRST SEASON
FLORIDA STATE, 1995

One of the bright young defensive minds in collegiate coaching, Diaz comes to Mississippi State following four seasons as defensive coordinator at Middle Tennessee. Diaz, who spent six years at N.C. State before joining the Blue Raiders, also coached linebackers for the two years after mentoring the safeties his first two seasons in Murfreesboro.

In four years under Diaz, the Middle Tennessee defense led its conference in sacks and tackles for loss twice, and finished no lower than third in the league in either category during his tenure. In 2009, the Blue Raiders finished second nationally in tackles for loss, stopping more than eight and a half plays per game behind the line of scrimmage. Diaz' defense also ranked sixth nationally in quarterback sacks last season, posting nearly three per game.

Last season, Diaz tutored defensive end Chris McCoy who was tabbed the Sun Belt Conference co-Defensive Player of the Year. McCoy led the league and ranked sixth nationally in tackles for loss. Safety Jeremy Kellum and cornerbacks Alex Suber and Marcus Udell were also named first team all-SBC. Defensive end Jamari Lattimore along with linebackers Cam Robinson and Danny Carmichael earned second-team honors. Overall, Diaz' unit has produced 17 all-conference players during his time there and put up three of the top four fewest yards allowed averages at Middle Tennessee in its FBS era.

Diaz has been involved in nine bowl games during his 11 years on the collegiate level and played a major role for one of the country's top-ranked defenses by coaching safeties in 2004 and 2005 and handling the linebackers in 2002 and 2003 for North Carolina State, where he coached from 2002-2005.

In 2005, the Wolfpack finished eighth nationally in total defense, sixth in third down percentage, and 12th in scoring defense en route to a 7-5 record and a shutout win over South Florida in the Meineke Car Care Bowl. Diaz, who also served as special teams coordinator, saw his kickoff return unit finish fifth nationally, and his punt return team recorded four blocked kicks.

In his first year as safeties coach and special teams coordinator in 2004, N.C. State's defense finished the year as the top-ranked unit in the country in total defense by allowing just over 220 yards per game. The Wolfpack defense also held national powers Ohio State and Florida State to under 130 yards of total offense during the 2004 campaign. Diaz, who coached All-ACC performer and former New York Jet Andre Maddox, also had his punt return team block three kicks and take two returns for touchdowns.

The Miami, Fla., native handled the linebackers for N.C. State in 2002 and 2003. In 2003, the Wolfpack won the Tangerine Bowl and finished 7-5 with Diaz sharing play-calling duties for all 11 games. Diaz also made all the defensive calls during the bowl win over Kansas.

In his first year as a full-time coach, Diaz helped the Wolfpack to one of their best seasons ever: they finished 11-3 and defeated Notre Dame in the Gator Bowl. Diaz, who coached All-ACC performer Dantonio Burnette, shared in the play-calling duties, and N.C. State ended the year ranked 14th nationally in total defense and 10th in scoring defense. In back-to-back games against Florida State and Notre Dame, N.C. State did not allow an offensive touchdown.

Diaz spent the 2000 and 2001 seasons at N.C. State as a graduate assistant working primarily with the linebacking corps. During this time, the Wolfpack went to two bowl games and became the first ACC team to

beat FSU in Tallahassee.

Diaz, whose father recently concluded his second term as mayor of the City of Miami, began his coaching career at Florida State in 1998, working alongside defensive coordinator Mickey Andrews for two seasons. During his stint, the Seminoles won a national championship in 1999 and were runners-up in 1998.

The 1995 Florida State graduate (B.S. in communications) is married to the former Stephanie Cerow and they have three sons, Colin, Gavin, and Manny. Diaz, who worked at ESPN from 1995 to 1997, was a Miami Herald Honorable Mention All-Dade County Scholar-Athlete for football, basketball, and baseball in 1991.

PERSONAL

Birthdate: March 13, 1974

Hometown: Miami, Fla.

Education:

1995 – Bachelor of Science in Communication from Florida State

Family: Married to the former Stephanie Cerow

Children: Colin, Gavin and Manny

COACHING EXPERIENCE

2010- Mississippi State (Defensive Coordinator/ Linebackers)

2008-09: Middle Tennessee (Defensive Coordinator / Linebackers)

2006-07: Middle Tennessee (Defensive Coordinator / Safeties)

2004-05: NC State (Safeties / Special Teams)

2002-03: NC State (Linebackers)

2000-01: NC State (Graduate Assistant)

1998-99: Florida State (Graduate Assistant)





CHRIS WILSON

CO-DEFENSIVE COORDINATOR/DEFENSIVE LINE
FIRST SEASON
OKLAHOMA, 1992

Chris Wilson will serve as the Mississippi State defensive line coach and co-defensive coordinator after spending the past five years tutoring defensive linemen at his alma mater, Oklahoma. Wilson is a veteran of 15 years coaching at the collegiate level with stints at Indiana State, Northern Illinois, Illinois State, Colorado and Oklahoma.

For the past five seasons, Wilson has coached defensive ends at Oklahoma and for the last three has also served as special teams coordinator. In 2009, Wilson helped mentor a defensive front that finished eighth nationally against the run, allowing only 92 yards per game, and posted the sixth-most sacks in the country. The Sooner defense also finished the season ranked eighth in total defense and seventh in points allowed.

Under Wilson's tutelage, defensive end Jeremy Beal has been named All-Big 12 each of the past two seasons, and led the Sooner defense in tackles for loss and sacks both as a sophomore and as a junior.

In 2007, Wilson helped guide the OU defense to a conference-leading 32 sacks, 15 of which came from his ends. Sophomore Auston English ranked 15th nationally in sacks despite missing three games and was named first team All-Big 12. The year prior, his ends logged 25.5 tackles for loss including 10 sacks.

In 2005, with his top returning starter (Larry Birdine) lost in August and one of his budding stars (John Williams) sidelined in the opener by injuries, he still coached the defensive ends to a brilliant season. C.J. Ah You was named Big 12 Defensive Newcomer of the Year and MVP of the Holiday Bowl, and Calvin Thibodeaux captured postseason honors while leading the team with 10 sacks.

During his tenure in Boulder, Colorado captured the Big 12 North titles three times, and the Buffalos ranked 15th nationally and second in the Big 12 with 33 sacks in 2004.

Wilson also coached on the Illinois State squad that captured the Gateway Conference title and advanced to the NCAA Division I-AA semifinals in 1999. That season marked the only time that the Redbirds accomplished those feats.

Prior to his two-year stint at Illinois state, Wilson also served as linebackers coach at Indiana State in 1997, defensive coordinator at Northeastern Oklahoma A&M in 1996, linebackers coach at Northern Illinois in 1995 and at Indiana State in 1994.

PERSONAL INFORMATION

Birthdate: January 8, 1969
Hometown: Dallas, Texas
Education:
1992 – Bachelor's degree from Oklahoma
Wife: Tina
Children: Caleb and Colby

COACHING EXPERIENCE

2010- Mississippi State (Co-Defensive Coordinator/ Defensive Line)
2007-09: Oklahoma (Special Teams Coordinator / Defensive Ends)
2005-06: Oklahoma (Defensive Ends)
2000-04: Colorado (Defensive Line)
2000 (spring): Army (Defensive Line)
1998-99: Illinois State (Defensive Line)
1997: Indiana State (Linebackers / Recruiting Coordinator)
1996: Northeastern Oklahoma A&M (Defensive Coord./Defensive Line)
1995: Northern Illinois (Linebackers)
1994: Indiana State (Linebackers)
1993: Indiana State (Graduate Assistant)





JOHN HEVESY

**RUN GAME COORDINATOR/OFFENSIVE LINE
SECOND SEASON
MAINE, 1994**

No one can argue with the results put up by John Hevesy's group during his first year as the Bulldogs' run game coordinator and offensive line coach. The line paved the way as the offense led the SEC and finished ninth nationally in rushing, averaging better than 225 yards per game. Hevesy has worked with Dan Mullen for the better part of a decade, and came to Mississippi State after four years as a member of the University of Florida coaching staff, where he spent time working with both the tight ends and the offensive line. Hevesy has coached in four BCS bowls, including Florida's 2006 and 2008 National Championship Game victories. In 2008, he coached Florida tight end Aaron Hernandez as the sophomore caught 34 passes for 381 yards and five scores. Hevesy also assisted with a Florida offensive line which allowed only 16 sacks in 14 games and paved the way for a rushing attack that averaged more than 231 yards per game.

In 2007, he tutored the UF tight ends' duo of Cornelius Ingram and Hernandez to a combined 43 receptions and 659 yards receiving. Ingram's seven touchdowns receiving matched Andre Caldwell's team leading total and his 14.9 yards per reception were the most of any Gator who had double digit catches. That season, the Gator offensive line surrendered just 13 sacks in 13 games, tying for the secondlowest total in the SEC and fifth nationally.

Despite entering the 2006 season with one player having started a game at his opening-day position, the UF offensive line allowed only 23 sacks on the year, and yielded one or less seven times during the campaign. Hevesy has also shown a penchant for molding individual talents on the interior of the Gators' line. Starting centers Mike Degory and Steve Rissler earned first-team All-SEC honors as seniors, and Drew Miller earned honorable mention All-SEC.

As the offensive line coach at Utah in 2004, Hevesy directed the front line for one of the most prolific offenses in the country, as the Utes ranked third nationally in scoring, total offense and passing efficiency. Behind the blocking of Hevesy's group, Utah scored on 62-of-67 trips to the red zone that year.

Prior to his arrival in Salt Lake City, Hevesy coached the tackles and tight ends at Bowling Green from 2001-02. In his first year on campus, the line allowed 50 percent fewer sacks than the year before, while the 2002 unit blocked for skill players that amassed more than 5,000 yards of total offense.

During a three-year stint at Brown, Hevesy coached an offensive line that blocked for 13 school records and saw three of its members earn multiple All-Ivy selections.

A three-year starter on the offensive line at the University of Maine from 1991-93, Hevesy is married to the former Kelli Rogers. The couple has three children, Jack, Taylor and Madison.

PERSONAL

Birthdate: May 2, 1971
Hometown: Madison, Conn.
Education:
 1995 – Bachelor in Education from Maine
Family: Married to the former Kelli Rogers
Children: Jack, Taylor and Madison

COACHING EXPERIENCE

2009- Mississippi State (Running Game Coordinator/Off. Line)
2005-08: Florida (TEs/ Asst. Offensive Line)
2003-04: Utah (Offensive Line)
2001-02: Bowling Green (Offensive Tackles / TEs)
1998-2000: Brown (Offensive Line)
1997: Syracuse (Graduate Assistant)
1996: Brown (Offensive Tackles / TEs)
1994-95: Trinity (Offensive Line)





MARK HUDSPETH

PASSING GAME COORDINATOR/WIDE RECEIVERS
SECOND SEASON
DELTA STATE, 1992

Arguably charged with the most challenging position during his first year at Mississippi State, Mark Hudspeth, the team's passing game coordinator and receivers coach tutored a group of young players to a solid first season. Under Hudspeth's guidance, then-true freshman Chad Bumphis lead the team in receiving en route to earning Freshman All-Southeastern Conference honors.

An ultra-successful head coach at the Division II level and a native of Louisville, Miss., Hudspeth returned to his home state after a seven-year stint as the head coach at North Alabama. Hudspeth led the Lions to a 66-21 record, with a pair of Gulf South Conference championships and five NCAA playoff appearances.

In 2008, Hudspeth led UNA to its fourth-consecutive 10-win season, posting a 12-2 record and a berth in the NCAA Division II semifinals. The Lions led the Gulf South Conference and ranked sixth nationally, scoring 41.3 points per game. In 2007, Hudspeth led the Lions to a 10-2 record and reached the national quarterfinals.

In 2006 the Lions had an 11-1 record, won a GSC title and a spot in the quarterfinals of the Division II playoffs. Hudspeth was selected Gulf South Conference Coach of the Year for the second time by his peers and was also selected Region 2 Coach of the Year by the American Football Coaches Association.

In 2005, Hudspeth led a UNA squad that went 11-3 and reached the semifinals of the Division II playoffs for the second time in three years. The Lions went 4-7 in Hudspeth's first season, then posted a 13-1 record and advanced to the NCAA Division II semifinals in 2003. For his efforts, Hudspeth was named GSC Coach of the Year in just his second season as a collegiate head coach. He was also selected NCAA Division II Region 2 Coach of the Year by the American Football Coaches Association.

Prior to his stint at North Alabama, Hudspeth served as the offensive coordinator at the United States Naval Academy in 2001. Hudspeth was the offensive coordinator and strength and conditioning coach at Delta State University from 1999-2000. He helped lead the Statesmen to a NCAA Division II National Championship in 2000, and his offense broke 21 school records, 12 Gulf South Conference records, and six NCAA Division II records that year.

Hudspeth served as the head coach at Winston Academy in Louisville, Miss., in 1996 and 1997. He led Winston Academy to a 25-1 record over two seasons including an undefeated record in the regular season.

In 1994-95 Hudspeth served as the wide receivers/tight ends coach and then the running backs coach at Nicholls State University. He is married to the former Tyla McConnell,


PERSONAL INFORMATION

Birthdate: November 10, 1968
Hometown: Louisville, Miss.
Education:
1992 – Bachelor's in Education from Delta State
1993 – Masters in Education from Central Arkansas
Family: Married to the former Tyla McConnell
Children: Gunner and Carley

COACHING EXPERIENCE

2009- Mississippi State (Passing Game Coord./Wide Receivers)
2002-08: North Alabama (Head Coach)
2001: Naval Academy (Offensive Coordinator)
1999-2000: Delta State (Offensive Coordinator)
1998: Central Arkansas (Defensive Backs)
1996-97: Louisville (Miss.) Winston Academy High School (Head Coach)
1994-95: Nicholls State (Wide Receivers / TEs)
1992-93: Central Arkansas (Graduate Assistant)
1993: Indiana State (Graduate Assistant)





TONY HUGHES

SAFETIES/RECRUITING COORDINATOR
 SECOND SEASON
 SOUTHERN MISSISSIPPI, 1980

A Mississippi native with a wealth of experience coaching in his home state, Tony Hughes will coach safeties in the defensive backfield and will also coordinate the Bulldogs' recruiting efforts.

Hughes comes to Mississippi State after spending one season at Southern Mississippi, where he coached the secondary. Prior to that stop, Hughes coached for three seasons at Ole Miss. Named one of the top 25 college football recruiters in the nation by Rivals.com in the spring of 2006, Hughes' first two years were spent tutoring the defensive backs and his final season in Oxford was spent working with the tight ends.

Prior to a two-season tenure at Louisiana Tech, Hughes had spent the previous 10 years on the coaching staff at Hinds Community College in Raymond, Miss., where he served as the defensive coordinator for one year and the secondary coaching during his first nine seasons. At Hinds, Hughes coached eight players that later went on to the National Football League, including former Mississippi State standout Fred Smoot.

Before working at Hinds, Hughes first college stop as a full-time collegiate coach was a two-year stay at West Alabama where he was the secondary coach in 1992 and 1993. Hughes coached for seven years in the Mississippi high school ranks, serving as the offensive coordinator and offensive backs coach at Hattiesburg High School in 1988-1991. Hughes also spent two seasons as the defensive secondary coach and boys track coach at South Natchez High School in 1986 and 1987. His first high school coaching job came at Philadelphia High School in 1985.

After serving in the United States Marine Corps from 1981 to 1984 and receiving an honorable discharge, he began his coaching career as a graduate assistant at Southern Mississippi in 1984, working with the defensive backs.

Hughes, who played football and ran track at Forest High School (1974-76) and played defensive back at St. Paul's College (1976-77), was a defensive back for Southern Miss in 1977 and 1978. He earned his Bachelor of Arts degree in sociology from Southern Mississippi in 1980. He is an active member of the Fellowship of Christian Athletes, serving as a member of the Mississippi FCA State Board of Directors in 1999, president of the Mississippi FCA Coaches Council in 1998, and vice-president of the Mississippi FCA Coaches Council in 1997.

Hughes is married to the former Marion McCaleb of Meridian, Miss., and the couple has two sons, Jamison and Jay.

PERSONAL

Birthdate: May 22, 1959
Hometown: Forest, Miss.
Education:
 1980 – Bachelor's in Sociology from Southern Mississippi
 1985 – Certificate of Education in Social Studies from from Southern Mississippi
Family: Married to the former Marion McCaleb
Children: Jamison and Jay

COACHING EXPERIENCE

2009- Mississippi State (Safeties/Recruiting Coordinator)
2008: Southern Mississippi (Secondary)
2007: Ole Miss (Tight Ends)
2005-06: Ole Miss (Defensive Backs)
2004: Louisiana Tech (Outside Linebackers)
2003: Louisiana Tech (Defensive Backs)
2002: Hinds Community College (Defensive Coordinator)
1994-2001: Hinds Community College (Secondary)
1992-93: West Alabama (Secondary)
1988-91: Hattiesburg High (Offensive Coordinator)
1986-87: South Natchez (Secondary)
1985: Philadelphia (Miss.) High School





GREG KNOX

**RUNNING BACKS
SECOND SEASON
NORTHEASTERN STATE, 1986**

When he walked into the doors at Mississippi State, Greg Knox found one of the best running backs in school history waiting for him. All Knox did was help Anthony Dixon reach even greater heights than imaginable. During his senior season, Knox mentored Dixon as he rushed for a school record 1,391 yards and 12 touchdowns. But it wasn't only the All-SEC tailback that thrived under Knox's guidance, as the running backs combined for more than 2,000 yards as the Bulldogs led the conference in rushing yards.

Prior to his arrival at Mississippi State, Knox had spent the last 14 seasons coaching in the Southeastern Conference and nearly 20 years coaching offense on the collegiate level. He came to Mississippi State following a 14-year stretch as head coach Tommy Tuberville's wide receivers coach at both Ole Miss and Auburn. Knox was also the recruiting coordinator for the last 13 of those seasons.

A veteran of nine postseason bowl games, Knox helped lead the Auburn offense to the top of the SEC in scoring in both 2004 and 2005. He has tutored six players selected in the National Football League draft. He helped Ole Miss reach the 1997 Motor City Bowl, and was part of Auburn coaching staffs that finished football seasons in the 2001 Citrus and Peach Bowls, 2003 Capital One and Music City Bowls, the 2005 Sugar Bowl, the '06 Capital One Bowl, and the 2007 Cotton and Chick-fil-A postseason classics.

Of the six players that he has had selected in the NFL draft, three came in just two years while at Auburn (Courtney Taylor in 2007, and Ben Obomanu and Devin Aromashodu in 2006). Knox helped Taylor become the school's all-time leader in receptions, and Obomanu finish second in touchdown receptions.

After earning his bachelor's degree while playing quarterback for Northeastern State, Knox began his coaching career at his alma mater in 1988. Knox spent two seasons as a graduate assistant at Northeastern State and two at Texas Christian before being named to the staff at Stephen F. Austin in 1992.

In three seasons on the Lumberjacks staff as the receivers and special teams coach, Knox helped a program that had won only three games in the previous two seasons to the 1993 I-AA playoffs and a top-25 ranking the following season.


A native of Rosebud, Texas, Knox is married to the former Toralyn Foster, and the couple has three sons, Gregory, Torian and Tyson.

PERSONAL INFORMATION

Birthdate: September 10, 1963
Hometown: Rosebud, Texas
Education:
1986- Bachelor's from Northeastern State
1990- Masters from Northeastern State
Family: Married to the former Toralyn Foster
Children: Gregory, Torian and Tyson

COACHING EXPERIENCE

2009- Mississippi State (Running Backs)
1999-2008: Auburn (WRs /Recruiting Coordinator)
1996-98: Ole Miss (WRs / Recruiting Coordinator)
1995: Ole Miss (Wide Receivers)
1992-94: Stephen F. Austin (WRs / Special Teams)
1990-91: TCU (Graduate Assistant)
1988-89: Northeastern State (Graduate Assistant)





SCOTT SALLACH

TIGHT ENDS
FIRST SEASON
URSINUS, 1994

Head coach Dan Mullen brought in his old college teammate, Scott Sallach, to coach tight ends for the Bulldogs' offense after Sallach spent the previous 11 seasons in the Ivy League.

In 2009, Sallach helped tight end Marcus Green learn the spread attack and in his first season Green finished second on the team with 27 receptions for 306 yards.

A veteran of more than 15 years coaching on the collegiate level, Sallach came to Mississippi State after a six-year stint at Princeton, where he coached wide receivers and quarterbacks.

He added the title of passing game coordinator prior to the 2008 season. During his time at the Ivy League school, he oversaw two of the top four career passing yardage totals and two of the best five season passing yardage efforts as passing game coordinator. He coached two of the top seven all-time receivers at Princeton, and in his six seasons coached nine alleague performers, one of whom gained all-America recognition.

Before his stop at Princeton, Sallach worked at Dartmouth College for five seasons (1998-2002), Monmouth for three seasons (1995-97) and Hamilton College for one season (1994). At Dartmouth, he coached the wide receivers while assisting with the special teams, specializing in kickoffs and kickoff returns.


During his tenure with the Big Green, the school set school records for completions in a game and season, and passing yards in a season. His instruction assisted a Dartmouth receiver become the institution's all-time top pass-catcher for a single game, a season and a career. Sallach also tutored the school's single season leader in kickoff returns. While at Dartmouth, Sallach's receivers posted five of the school's best six single-game receiving totals, the top two single-game and career receivers, and two of the top three career receiving yardage leaders. Sallach who, along with Mullen graduated from Ursinus College in 1994 with a bachelor of science degree in exercise and sport science, took his first football job at Hamilton College in 1994 as an assistant coach. After one season there, he spent three years at Monmouth as an assistant coach. In both positions, Sallach was responsible for coaching wide receivers.

PERSONAL

Birthdate: December 13, 1971
Hometown: Bound Brook, N.J.
Education:
1994 – Bachelor's in Exercise and Sports Science from Ursinus.

COACHING EXPERIENCE

2009- Mississippi State (Tight Ends)
2008: Princeton (Passing Game Coord. / WRs / Quarterbacks)
2003-07: Princeton (WRs / Quarterbacks)
1998-2002: Dartmouth (WRs / Special Teams)
1995-97: Monmouth (Wide Receivers)
1994: Hamilton (Wide Receivers)





MELVIN SMITH

CORNERBACKS/NICKELS
FOURTH SEASON
MILLSAPS, 1982

Mississippi State head coach Dan Mullen retained Melvin Smith from the previous coaching staff, and Smith has proven to be a good fit with the new group. A coach with deep Mississippi connections and proven recruiting ability, Smith coached the cornerbacks in 2007-08 after coaching the entire secondary in 2006.

In 2009, Smith mentored a young group yet the Mississippi State secondary led the SEC with 17 interceptions on the season. Led by then-freshman Corey Broomfield's six picks, the corners improved as the season progressed. For his efforts, Broomfield was named Freshman All-Southeastern Conference. Smith returned to Mississippi State in 2006 after spending time at both Alabama and Texas A&M. In just his second season back on the campus, Smith helped the MSU pass defense rank fourth in the SEC, allowing just 182.2 yards per game, sixth in pass efficiency defense (114.8). The Bulldogs improved their interception total from 12 to 15.

For Smith, returning to MSU was a homecoming, not only to the university but to the state of Mississippi. A native of Taylorsville, Miss., who grew up in Magee, Miss., Smith was an assistant football coach previously at State for seven years (1995-2001), helping guide the Bulldogs through arguably the greatest period in the school's football history.

The 25-year coaching veteran has spent 21 of those years working in the Magnolia State. Smith came back to Mississippi State following three seasons at Texas A&M, where he coached the safeties. During his tenure in College Station, Texas, Smith helped the Aggies to a 7-4 regular season record in 2004 and a berth in the 2005 Cotton Bowl.

Prior to his stint at A&M and immediately following his seven years at MSU, Smith coached the safeties at Alabama in 2002. That Crimson Tide team posted a 10-3 regular season record that year. In 2000, three of his four defensive backfield starters signed professional football contracts. That secondary intercepted 19 passes, the second-most in school history. Smith has also coached on the collegiate level in Mississippi at Ole Miss (1992-94) and Delta State (1990-91). He began his coaching career on the high school level at Greenwood (Miss.) from 1982-89.

Smith holds a master's degree in administration from Delta State (1992) and a bachelor's degree in health and physical education from Millsaps College. Smith is married to the former Sheilah McLemore and the couple has four children, sons Robert and Melvin, and daughters Deondra and Ashlee.

PERSONAL INFORMATION

Birthdate: February 1, 1958
Hometown: Magee, Miss.
Education:
1982 – Bachelor's in Health and Physical Education from Millsaps
1992 – Master's in Administration from Delta State
Family: Married to the former Sheilah McLemore
Children: Robert, Melvin, Deondra and Ashlee

COACHING EXPERIENCE

2007- Mississippi State (Cornerbacks)
2006: Mississippi State (Secondary)
2003-05: Texas A&M (Safeties)
2002: Alabama (Safeties)
1996-2001: Mississippi State (Defensive Backs)
1995: Mississippi State (Wide Receivers)
1992-94: Ole Miss (Tight Ends / Wide Receivers)
1991: Delta State (Defensive Coordinator / LBs)
1990: Delta State University (Defensive Backs)
1982-89: Greenwood [MS] HS



MEDIA INFORMATION

MISSISSIPPI STATE

2010 BULLDOGS

HISTORY

RECORDS



MATT BALIS

STRENGTH AND CONDITIONING
SECOND SEASON
NORTHERN ILLINOIS, 1996

Since the moment he was hired, head coach Dan Mullen has often referred to Matt Balis as the most important part of his program. The head coach has also called his head strength and conditioning coach "the best strength coach in the country."

Balis came to Starkville from the University of Virginia, where he served two years as the strength and conditioning coach for the Cavaliers football program.

Prior to his stint in Charlottesville, Balis previously served as the assistant director of strength and conditioning at Florida in 2005 and 2006. The Florida football team completed the 2006 season with a 13-1 record and won the Southeastern Conference Championship and the BCS National Championship.

Before joining the staff at Florida, Balis worked two years as the director of strength and conditioning for the entire 16-sport program in 2004. Balis was directly in charge of designing and implementing strength and conditioning programs for football, men's basketball, women's basketball, baseball and volleyball. The football team completed the 2004 season with an overall record of 12-0 and won the Fiesta Bowl. He served as assistant strength coach at Utah in 2003.

Balis was also an assistant strength coach at Houston for two years and before moving to the college level, he was an assistant football coach and worked in the area of strength and conditioning at Wheaton (Ill.) Warrenville South High School for two years and at Wheaton (Ill.) North High School for three years. He also taught physical education at the elementary school level during that five-year period.

Balis earned a bachelor's degree in education from Northern Illinois University in 1996 and a master's degree in educational leadership and administration from Aurora University in 2001. Balis is certified by the National Strength and Conditioning Association (NSCA) and the Collegiate Strength and Conditioning Coaches Association (CSCC), and is a certified strength and conditioning specialist, and a certified strength and conditioning coach.

PERSONAL

Birthdate: April 27, 1972

Hometown: Chicago, Ill.

Education:

1996 – Bachelor's in Physical Education from Northern Illinois

2001 – Master's in Education Administration from Aurora University

Family: Married to the former Lanette Francis

Children: Jacob

COACHING EXPERIENCE

2009- Mississippi State (Head Strength Coach)

2007-08: Virginia (Dir. of Strength and Conditioning)

2005-06: Florida (Asst. Dir. of Strength and Conditioning)

2004: Utah (Dir. of Strength and Conditioning)

2003: Utah (Asst. Dir. of Strength and Conditioning)

2001-02: Houston (Assistant Director of Strength and Conditioning)

1998-2001: Wheaton (Chicago) North High School (Assistant Coach)

1996-98: Wheaton (Chicago) Warrenville South High School (Asst. Coach)





ROCKEY FELKER

DIRECTOR OF PLAYER PERSONNEL/HIGH SCHOOL RELATIONS
NINTH SEASON
MISSISSIPPI STATE, 1975

As he begins his fifth different decade with an association to Mississippi State football, Rocky Felker is living proof that persistence, loyalty and hard work pay dividends. Felker played at Mississippi State in the 1970s, served as head coach from 1986-1990 and returned to the Bulldog staff in 2004.

Head coach Dan Mullen has directed Felker with a new charge, serving as Director of Player Personnel and High School Relations. It will be Felker's second stint in an off field role, having served as the staff's coordinator of football operations for both Jackie Sherrill and Sylvester Croom. For the previous two seasons, Felker tutored the Bulldog running backs, helping guide Anthony Dixon to nearly 2,000 yards in those two years. Felker was the nation's youngest collegiate head coach – at age 33 – when he was selected to guide the MSU football program in 1986. He directed the Bulldogs to a 6-5 mark in his first season at the helm, the school's first winning season in five years. Felker's team won road games at Syracuse and at defending SEC champion Tennessee during that '86 season, and he became the first State head football coach to post a winning record in his initial season since the legendary Darrell Royal in 1954. Felker served as State's head football coach through the 1990 season.

He came back to State as the school's head coach following 11 years as an assistant coach on the collegiate level. Immediately prior to rejoining the MSU program, he was an assistant at Alabama from 1983-85. He served as the Crimson Tide receivers coach in 1983-84 and the offensive backfield coach in '85. During his stay in Tuscaloosa, he helped Alabama to postseason bowl wins over Southern Methodist ('83 Sun Bowl) and Southern California ('85 Aloha Bowl).

Felker began his coaching career at Mississippi State following his playing days, working for head coach Bob Tyler. He worked with the junior varsity (1975) and the varsity receivers, quarterbacks and running backs (1976-78).

A native of Jackson, Tenn., Felker was a five-sport letterman at Brownsville (Tenn.) High School, earning all-state honors in football under the tutelage of his father, Edwin "Babe" Felker, an assistant coach at the school.

Felker's first association with Mississippi State came in December 1970, when he signed a football scholarship to play quarterback for the Bulldogs. After playing one year of freshman ball, he was under center for most of the next three seasons. In 1974, Felker led MSU to a 9-3 overall record, leading the SEC in total offense and directing the Bulldogs to a win over North Carolina in the Sun Bowl. He was named the Nashville Banner SEC Player of the Year and the Birmingham Post-Herald Outstanding Senior Player for his stellar final season.

Following his five years as head coach at MSU, Felker worked nine more years as an assistant coach. He had two terms as the offensive coordinator at the University of Tulsa (1991-92 and 1997-99) and spent four years on the coaching staff at the University of Arkansas, working three seasons (1994-96) as the school's offensive coordinator.

While at Arkansas, Felker coached the running backs in 1993, then tutored the quarterbacks the next three years. He helped the Razorbacks win the SEC Western Division title and earn a berth in the '95 SEC

Championship Game. The Razorbacks concluded that season with a bid to the Carquest Bowl in Miami, Fla.

Felker is married to the former Susan Tingle and they have three sons, Jay, David and Stephen.

PERSONAL INFORMATION

Birthdate: February 1, 1953
Hometown: Jackson, Tenn.
Education:
1975 – Bachelor's from Mississippi State
Family: Married to the former Susan Tingle
Children: Jay, David and Stephen

COACHING EXPERIENCE

2009- Mississippi State (Dir. of Player Personnel/High School Relations)
2007-08: Mississippi State (Running Backs / Recruiting Coordinator)
2002-06: Mississippi State (Coordinator of Football Operations)
1997-99: Tulsa (Offensive Coordinator)
1993-96: Arkansas (Offensive Coordinator)
1991-92: Tulsa (Offensive Coordinator)
1986-90: Mississippi State (Head Coach)
1985: Alabama (Defensive Backs)
1983-84: Alabama (Receivers)
1981-82: Memphis State (Assistant Coach)
1979-80: Texas Tech (Assistant Coach)
1976-78: Mississippi State (Receivers and Running Backs)
1975: Mississippi State (Junior Varsity)





JON CLARK

ASSISTANT AD/FOOTBALL OPERATIONS
FIRST SEASON
BOWLING GREEN, 2002

Jon Clark, a veteran of 10 years in work surrounding football operations, comes to Mississippi State after five seasons at the University of Florida, where he served as the Director of Football Administration.

Clark will oversee the administrative operations of the football department, including daily scheduling, budget, travel, office staff and other duties.

Prior to his stint at Florida, Clark served in the same role at the University of Utah in 2002 and 2003. He first worked with Florida head football coach Urban Meyer at Bowling Green, where Clark was an undergraduate student manager prior to earning his Bachelor's Degree in Secondary Education in May of 2002. After completing his education, Clark accepted a position as an administrative graduate assistant at BGSU.





MARK OUIMET

ASSISTANT RECRUITING COORDINATOR
FIRST SEASON
SIENA HEIGHTS COLLEGE, 1995

Mark Ouimet enters his first season as assistant recruiting coordinator at Mississippi State.

Ouimet comes to Starkville from Ann Arbor, Mich. where he spent the past 10 year. During that stint, Ouimet spent the last two years as the Director of Football Operations for the All-American Football League. Prior to that, he spent two years as the Vice President of Football Operations for the PMG Sports Company.

For four years prior, Ouimet worked with the University of Michigan football program first serving as an Assistant Recruiting Coordinator and Special Teams Assistant followed by an assignment as the Coordinator of Player Development for the football Wolverines.

Ouimet spent time as an Account Representative for the Detroit Pistons in 1998. For three years prior, Ouimet was a football graduate assistant for Northwood University in Midland, Mich. from 1996-98.

Ouimet earned his bachelor's in Business Administration from Siena Heights College in 1995, followed by a MBA from Northwood in 1997.



MEDIA INFORMATION

MISSISSIPPI STATE

2010 BULLDOGS

HISTORY

RECORDS



GAME 1

Jackson State	7
Mississippi State	45

September 5, 2009
 Davis Wade Stadium • Starkville, Miss.

STARKVILLE, Miss. - Mississippi State ushered in the Dan Mullen era with great success and in commanding fashion Saturday afternoon, as the Bulldogs ran past Jackson State at Scott Field, 45-7.

This historical outing, delayed at the start by 30 minutes due to lightning in the area, marked the first meeting on the gridiron between teams from the SEC and SWAC and was viewed by a nationally televised ESPNU audience and sell-out crowd of 54,232, the third-largest in school history.

Mississippi State wasted little time in flexing its muscles. On their second possession of the game, the Bulldogs parlayed a bobbled punt snap by the Tigers into a touchdown four plays later when backup quarterback Chris Relf connected with true freshman Chad Bumphis for a 15-yard scoring strike with 9 minutes, 12 seconds left in the first quarter.

After State's offensive production was momentarily hampered by fumbles, penalties and two missed field goals, it found its rhythm again right before the half when Relf took a keeper around the right end from the 5 for a 14-0 advantage with just 48 seconds left on the clock.

Coming out of the locker room to start the second half, State quickly jumped on the Tigers (0-1) and swelled its lead to 21-0 when sophomore running back Robert Elliott, back from a knee injury he suffered last year at LSU, scored from the 7.

State, which outgained JSU in total yards 359-194, struck two more times in the third when Relf hit Marcus Green and Bumphis from 19 and 7 yards out, respectively.

Then in the fourth, MState made it a 38-0 affair when Sean Brauchle nailed a 25-yard field goal with 13:47 remaining.

Jackson State finally found the end zone midway through the fourth when Terrence Davis broke free for a 16-yard scamper.

However, the final points of the day belonged to Mississippi State. With 3:34 left, defensive back Corey Broomfield returned a Trae Rutland interception 43 yards for the score. It was the first INT returned for a touchdown since the 2007 season against Alabama, when Anthony Johnson took a John Parker Wilson pass 100 yards for the score in State's 17-12 stunner.

Broomfield's play capped a stellar performance by the defense. The Tigers managed just seven first downs and 62 yards rushing, while Rutland was 8 of 19 for 132 yards, with 52 coming on one completion in the first half.

As for Mullen, he became the fourth-straight MSU coach to win in his debut, joining the likes of Sylvester Croom, Jackie Sherrill and Rocky Felker.

Jackson State	0	0	0	7	=	7
Mississippi State	7	7	21	10	=	45

1st Quarter

MSU- Bumphis 15 yd pass from Relf, 9:12

2nd Quarter

MSU- Relf 5 yd run (Brauchle kick), 0:48

3rd Quarter

MSU- Elliott 7 yd run (Brauchle kick), 13:07

MSU- Green 19 yd pass from Relf (Brauchle kick), 8:15

MSU- Bumphis 7 yd pass from Relf (Brauchle kick), 3:33

4th Quarter

MSU- Brauchle 25 yd FG, 13:47

JSU- Davis 16 yd run (Perri kick), 8:27

MSU-Broomfield 43 yd interception return (DePasquale kick), 3:34

	JSU	MSU
First Downs	9	20
Rushes-Yards	34-62	45-238
Passing Yards	132	172
Passes (C-A-I)	20-8-2	25-16-0
Total Offense	194	410
Fumbles-Lost	6-3	4-2
Penalties-Yards	15-95	12-152
Possession	28:58	31:02

RUSHING: (MSU) Relf 12-82, Elliott 11-80, Stallworth 7-31, Ducre 6-24, Heavens 2-14, Hemphill 3-5, Lee 3-3, Hanrahan 1(-1); (JSU) Rutland 14-46, Bolela 6-28, Davis 2-24, Edwards 4-4, Smith 1-0, Dorzan 4(-3), McDonald 1(-7), Bennett 2(-30).

PASSING: (MSU) Lee 9-14-0-97, Relf 7-10-0-75 (JSU) Rutland 8-19-2-132, McDonald 0-1-0-0.

RECEIVING: (MSU) Green 3-40, Stallworth 3-28, Bowser 2-25, Bumphis 2-22, McRae 2-21, Elliott 1-15, Smith 1-13, Ducre 1-12, Heavens 1(-4). (JSU) Tillman 2-57, Wilder 2-15, Everett 1-31, Bolela 1-15, Tiller 1-12, Mayes 1-2.

Attendance: 54,232.

GAME 2

Mississippi State	24
Auburn	49

September 12, 2009
 Jordan-Hare Stadium • Auburn, Ala.

AUBURN, Ala. - After a momentum-swinging first half that saw both teams lead, Auburn played solid defense in the second stanza and pulled away from visiting Mississippi State for a 49-24 win Saturday night at Jordan-Hare Stadium in the Southeastern Conference opener for both schools.

Auburn looked as if it was going to run away with the game early on, jumping out to a 14-0 lead in the first quarter of the contest. After the teams traded punts on their opening drives of the game, Auburn mounted a 73-yard drive, capped with three straight runs by Kodi Burns, who crossed the goal line from a yard out for the first score of the night.

The teams traded punts again before the Tigers would take a 14-0 lead when the first miscue of the evening was committed by State. Chris Relf's pass attempt was picked off by AU's linebacker Antonio Coleman who then rumbled 20 yards into the end zone.

MSU manufactured an impressive 12-play, 83-yard march - which started late in the first period - and concluded it when Anthony Dixon rushed five consecutive times for 15 yards, the last a 1-yard plunge on fourth down. Auburn led 14-7 with 12:05 to go before the half.

The Bulldogs would cut into the lead even more as Sean Brauchle nailed a 29-yard field goal to trim the Tiger lead to 14-10.

The Bulldogs then got a huge play after holding Auburn on three downs once again on the next series. On the punt attempt from Auburn's Clinton Durst, MSU's Patrick Hanrahan broke through the line and blocked the AU kick. Bulldog Robert Elliott scooped up the loose ball and returned it 10 yards for the score and a 17-14 MSU lead at the 4:44 mark of the second quarter.

But Auburn would roar back to end the half with two touchdowns for a 28-17 halftime advantage. The first scoring drive came on a quick five-play, 80-yard drive featuring five rushes, the last a 48-yard explosion down the left sideline by Tiger Onterio McCalebb. After holding Mississippi State to a short 20-yard drive, Auburn went to work again, creating an eight-play, 78-yard drive in just 1:13. Three passes of 20+ yards from Chris Todd to Darvin Adams, the third going out of bounds at the MSU 1, set up a 1-yard run by Burns just before the intermission.

The Tigers pulled away in the third period, outscoring State 14-0 for a 42-17 lead. Auburn would get one more score when Burns scored from a yard out, solidifying a lengthy 13-play, 75-yard drive for the Tigers midway through the fourth quarter. Burns accounted for four Auburn touchdowns on the evening - three rushing and one passing.

State would add a touchdown followed by an Auburn touchdown to close the scoring.

Mississippi State	0	17	0	7	=	24
Auburn	14	14	14	7	=	49

1st Quarter

AU- Burns 1 yd run (Byrum kick), 8:13

AU- Coleman 20 yd interception return (Byrum kick), 2:21

2nd Quarter

MSU- Dixon 1 yd run (Brauchle kick), 12:05

MSU- Brauchle 29 yd FG, 7:20

MSU- Elliott 10 yd blocked punt return (Brauchle kick), 4:44

AU- McCalebb 48 yd run (Byrum kick), 3:08

AU- Burns 1 yd run (Byrum kick), 0:16

3rd Quarter

AU- Lutzenkirchen 13 yd pass from Burns (Byrum kick), 3:52

AU- Tate 35 yd run (Byrum kick), 1:19

4th Quarter

MSU- Ducre 1 yd pass from Lee (Brauchle kick), 11:15

AU- Burns 1 yd run (Byrum kick), 5:56

	MSU	AU
First Downs	14	29
Rushes-Yards	38-167	59-390
Passing Yards	130	199
Passes (C-A-I)	11-21-2	11-24-0
Total Offense	297	589
Fumbles-Lost	0-0	2-0
Penalties-Yards	10-89	5-40
Possession	28:57	31:03

RUSHING: (MSU) Dixon 20-92, Relf 7-52, Ducre 4-14, Lee 3-9, Sallworth 1-3, Elliott 2(-1). (AU) Tate 20-157, McCalebb 16-114, Fannin 9-75, Burns 9-32, Smith 3-8, Todd 1-6.

PASSING: (MSU) Relf 5-11-2-77, Lee 6-10-0-53. (AU) Todd 10-23-0-186, Burns 1-1-0-13.

RECEIVING: (MSU) Berry 4-60, McRae 3-33, Wilder 1-25, Bumphis 1-8, Green 1-3, Ducre 1-1. (AU) Adams 5-116, Zachery 2-41, Wisner 1-24, Lutzenkirchen 1-13, Fannin 1-3, Burns 1-2

Attendance: 85,269



GAME 3

Mississippi State 15
Vanderbilt 3

September 19, 2009
Vanderbilt Stadium • Nashville, Tenn. FSN

NASHVILLE, Tenn. - Great defense, an excellent night from place-kicker Sean Brauchle, and a late touchdown run by Tyson Lee to solidify things led Mississippi State to a 15-3 victory on the road at Vanderbilt Saturday night.

Mississippi State's defense limited the Commodores to just 157 yards of total offense in Saturday's contest, much of that allowed in the fourth quarter when VU still had hopes of pulling out a late win. Vandy mustered just 10 first downs in the game and only 33 rushing yards all evening from an offense that had run the ball well early on in 2009.

Meanwhile, the junior Bulldog Brauchle had a stellar night - just the third game of his Bulldog career - nailing field goals of 44, 27 and 49 yards at key times during the game to give the Bulldogs a 9-3 edge in a defensive battle where the feeling was that just a few points might mean the difference.

The victory was never certain until State manufactured the only touchdown drive of the affair - a late fourth-quarter march that went 80 yards in eight plays, and ended with 3:20 to go before the horn. A 40-yard breakout run by senior Anthony Dixon led to a 22-yard TD scamper by the quarterback Lee, who faked to Dixon before taking the ball in for the score, and MSU led 15-3.

Dixon was the offensive star of the game from scrimmage, rushing for 123 yards on 21 carries. State amassed 341 yards of total offense against a tough Vanderbilt defense.

After a scoreless first period, the Bulldogs broke scoring ice on the first play of the second period. Brauchle nailed a 44-yard field goal to give State a 3-0 lead just five seconds into the second quarter. The play came after the Bulldogs had moved the ball 60 yards on nine plays to set up the kick.

The Commodores would even things at 3-3 just over three minutes later when State made a mistake with a fumble inside its own 10-yard line. Running back Robert Elliott lost control of the ball and VU's Tim Fugger recovered at the MSU 5. State held strong, however, stuffing a Vanderbilt third-and-goal rushing try from the 1 and forcing a 20-yard field goal by Ryan Fowler that was true.

Mississippi State would regain the lead later in the period, manufacturing an 11-play, 52-yard drive that culminated with another successful Brauchle field goal, this one coming from 27 yards with 2:14 to play before halftime. State would stop Vandy quickly on the ensuing drive and regain possession with over a minute to go before the intermission, but a late score could not be attained despite the Bulldogs driving to the VU 30.

More defense was featured in the the third quarter, as the teams went scoreless until the last minute of play. The Bulldogs got a big break when Vandy punt returner Alex Washington bobbled a fair catch and State's Jamie Jones recovered at the VU 36. Though the Bulldogs could not muster a first down, they moved the ball four yards, just enough to set up a 49-yard field goal from Brauchle - the longest of his young MSU career. State led 9-3 just before the end of the third period.

Table with 2 rows: Mississippi State 0 6 3 6 = 15, Vanderbilt 0 3 0 0 = 3

2nd Quarter

MSU- Brauchle 44 yd FG, 14:55
VU- Fowler 20 yd FG, 11:28
MSU- Brauchle 27 yd FG, 2:14

3rd Quarter

MSU- Brauchle 49 yd FG, 0:59

4th Quarter

MSU- Lee 22 yd run (Lee pass failed), 3:20

Table with 3 columns: Stat, MSU, VU. Includes First Downs, Rushes-Yards, Passing Yards, etc.

RUSHING: (MSU) Dixon 21-123, Ducre 9-62, Relf 9-44, Lee 6-18, Stallworth 5-16, Heavens 3-8, Elliott 1-(-8). (VU) Norman 7-26, Stacy 7-9, Reeves 7-3, van Rensburg 1-3, Smith 6-(-2).
PASSING: (MSU) Lee 8-14-0-66, Relf 2-4-0-15. (VU) Smith 12-32-1-124.
RECEIVING: (MSU) Berry 3-17, Bumphis 3-15, Heavens 2-11, Green 1-23, Wilder 1-15. (VU) Cole 3-32, Umoh 3-21, Monahan 2-20, Washington 1-29, Wimberly 1-11, Collin 1-6, Barden 1-5.

Attendance: 31,840

GAME 4

#7 LSU 30
Mississippi State 26

September 26, 2009
Davis Wade Stadium • Starkville, Miss. SEC NETWORK

STARKVILLE, Miss. - Mississippi State was one-inch away from defeating the seventh-ranked LSU Tigers Saturday in front of the sixth-largest crowd in MSU history.

However, the Bulldogs' victory hopes were thwarted when quarterback Tyson Lee was stopped one inch from the goal line with just over a minute to play.

The end result was the Tigers hanging on to a hard-fought 30-26 victory in front of 53,612 fans at Scott Field to extend their winning streak against MSU to 10 games.

But despite two impressive runs by Anthony Dixon that gave MSU first-and-goal at the 2, State failed to capitalize when Lee was stopped on fourth-and-goal.

The senior signal caller finished 15-of-38 passing for 172 yards, one touchdown and three interceptions. In all, State outgained LSU in total yardage, 374-263. Dixon again eclipsed the 100-yard mark with 106 yards on 27 carries. He also scored twice to become the all-time leader scorer in MSU history with 222 points.

Mississippi State quickly got the ball rolling in a rain-drenched first quarter and showed LSU that this was going to be a battle. On State's second possession, Lee connected with tight end Marcus Green for a 32-yard pick up that was the start of an impressive scoring drive for the Bulldogs. Dixon capped off a 9-play 66-yard drive with a 2-yard rushing touchdown to give MSU a 7-6 early lead.

However, Tigers matched State's intensity and quickly scored to give LSU a 13-7 lead with 3:39 left in the quarter. Unfortunately for the Tigers, their next possession ended in disaster on a bad snap exchange from center to punter that resulted in the Bulldogs getting the ball on the 1 with 49 seconds left in the quarter. Dixon made the visitors from Baton Rouge pay for their miscue when scored his record-breaking TD to give State a 14-13 advantage.

Then it was LSU's turn to take advantage of a turnover. Following a fumble by running back Arnil Stallworth on State's 22-yard line, the Tigers settled for a 22-yard field goal to go up 16-14.

LSU opened the second half with a 58-yard touchdown to increase their lead to 23 - 14. Yet in the middle of the third, Lee threw a 50-yard touchdown pass to Green to put State back within two.

LSU's Chad Jones returned a punt 95-yards in the beginning of the fourth, putting the Tigers on top 30-21. Backup quarterback Chris Relf found wide out O'Neal Wilder to set up a 9 play drive that resulted in a 22-yard field goal by junior kicker Sean Brauchle to close the gap to 30-24 with 10:09 to play.

Defensively, State limited the Tigers to just 30 rushing yards on 31 carries.

Table with 2 rows: LSU 13 3 7 7 = 30, Mississippi State 14 0 7 5 = 26

1st Quarter

LSU- Peterson 37 yd interception return (team rush failed), 12:47
MSU- Dixon 2 yd run *Brauchle kick), 7:14
LSU- LaFell 4 yd pass from Jefferson (Jasper kick), 3:45
MSU- Dixon 1 yd run (Brauchle kick), 0:41

2nd Quarter

LSU- Jasper 22 yd FG, 6:16

3rd Quarter

LSU- LaFell 58 yd. pass from Jefferson (Jasper kick), 13:30
MSU- Green 50 yd. pass from Lee (Brauchle kick), 6:33

4th Quarter

LSU- Jones 93 yd. punt return (Jasper kick), 14:36
MSU- Brauchle 22 yd. FG, 10:13
MSU- Team Safety, 0:51

Table with 3 columns: Stat, LSU, MSU. Includes First Downs, Rushes-Yards, Passing Yards, etc.

RUSHING: (MSU) Dixon 27-106, Ducre 7-30, Stallworth 3-15, Lee 5-10, Relf 2-4, Heavens 1-(-6). (LSU) Shepard 4-26, Williams 9-20, Scott 6-15, Jefferson 7-6, Holliday 1-0.
PASSING: (MSU) Lee 15-38-3-172, Bumphis 1-1-0-5, Relf 1-1-0-46. (LSU) Jefferson 15-28-0-233.
RECEIVING: (MSU) Green 5-100, Bumphis 4-24, Berry 3-42, Wilder 2-51, McRae 2-7, Dixon 1-(-1). (LSU) LaFell 6-101, Toliver 4-60, Dickson 2-14, Jackson 1-40, Peterson 1-13, Mitchell 1-5.

Attendance: 53,612



GAME 5

#25 Georgia Tech 42
 Mississippi State 31

October 3, 2009 Davis Wade Stadium • Starkville, Miss.

STARKVILLE, Miss. - For the second-straight week, Mississippi State faced a Top 25 foe at Scott Field. And for the second-straight week, the Bulldogs fell short despite a valiant effort to pull off the upset.

Saturday night in front of a raucous crowd of 50,035 fans, No. 25 Georgia Tech raced out to a 14-0 lead in the first quarter and held off MSU late en route to a 42-31 victory.

Georgia Tech quickly opened the contest by scoring on its first two possessions. The Yellow Jackets went up 7-0 after an 8-play, 47-yard drive capped by a 24-yard run by Stephen Hill and then swelled their lead to 14-0 with less than a minute left in the first quarter.

However, Mississippi State responded quickly and closed the gap to 14-7 when junior Leon Berry returned the ensuing kickoff 89 yards for a touchdown.

In the second quarter, though, turnovers began to plague MSU, and Tech took advantage of the miscues, starting with a Chris Relf fumble that set up another 8-play drive that gave the Yellow Jackets a 21-7 advantage.

State answered again and cut the lead to 21-14 on a 10-yard run by Chad Bumphis. However, the momentum was thwarted when the Bulldogs' next possession ended in disaster when Georgia Tech picked up a fumble and returned it 40 yards for a 28-14 lead.

Still, State wouldn't fold. Instead, the Bulldogs added more points as time expired when backup placekicker Derek DePasquale nailed a 31-yard field goal, his first wearing the Maroon & White, to make the score 28-17 at the break.

In the third quarter after the Yellow Jackets went up 35-17, State again responded with points of its own. This time, it was Bumphis again finding the end zone on a 69-yard catch-and-run pass from Tyson Lee. The Tupelo, Miss., native hauled in a career-high six passes for 123 yards.

The Yellow Jackets, who manufactured 479 total yards of offense and totaled 23 first downs, got their final points of the evening on an Anthony Allen 5-yard rushing touchdown.

The final points, though, belonged to Mississippi State.

With just 3:41 remaining, senior running back Christian Ducre scored from 4-yards out. State had one more drive to try and add more points, but those hopes ended when Lee's final pass of the game was intercepted by Mario Butler at the Tech 16 with just 28 ticks left on the clock.

It was the fifth turnover of the game for MSU, which had four last week against LSU in a 31-30 setback.

State finished with 25 first downs and a season-high 487 yards of offense. Lee accounted with 278 yards through the air on 20-of-31 passing, while senior running back Anthony Dixon grounded a game-best 106 yards.

State also converted both of its fourth-down attempts, while the Yellow Jackets were 4-for-4.

Georgia Tech	14	14	7	7	=	42
Mississippi State	7	10	0	14	=	31

1st Quarter

GT- Hill 24 yd. run (Tanner kick), 9:41
 GT- Dwyer 2 yd. run, 0:34
 MSU- Berry 89 yd. kickoff return (Brauchle kick)

2nd Quarter

GT- Jones 5 yd run (Tanner kick), 8:23
 MSU- Bumphis 10 yd. run (DePasquale kick), 6:09
 GT- Tarrant 40 yd. fumble recovery (Tanner kick), 4:28
 MSU- DePasquale 31 yd FG, 13:47

3rd Quarter

GT- Thomas 23 yd. pass from Nesbitt (Tanner kick), 9:32

4th Quarter

MSU- Bumphis 69 yd. pass from Lee (DePasquale kick), 9:49
 GT- Allen 5 yd. run (Tanner kick), 7:05
 MSU- Ducre 4 yd. run (DePasquale kick)

	GT	MSU
First Downs	23	25
Rushes-Yards	54-213	38-209
Passing Yards	266	278
Passes (C-A-I)	11-14-0	20-30-1
Total Offense	479	487
Fumbles-Lost	4-1	5-4
Penalties-Yards	9-61	5-40
Possession	31:25	28:35

RUSHING: (MSU) Dixon 18-106, Elliott 5-27, Lee 6-22, Ducre 4-18, Relf 3-16, Bumphis 1-10, Cameron 1-10. (GT) Dwyer 16-83, Nesbitt 23-53, Hill 1-24, Peoples 3-19, Wright 2-14, Allen 3-10, Jones 3-8, Lyons 2-4.
PASSING: (MSU) Lee 20-30-1-278. (GT) Nesbitt 11-14-1-266.
RECEIVING: (MSU) Bumphis 6-123, Ducre 3-38, Green 3-25, Elliott 2-32, Berry 2-17, Cook 1-13, Stallworth 1-13, Wilder 1-9, Smith 1-8. (GT) Thomas 8-174, Hill 1-53, Allen 1-20, Peoples 1-19

Attendance: 50,035

GAME 6

Houston 31
 Mississippi State 24

October 10, 2009 Davis Wade Stadium • Starkville, Miss.

STARKVILLE, Miss. - Turnovers and penalties plagued Mississippi State in close losses to nationally-ranked LSU and Georgia Tech in back-to-back weeks.

Saturday afternoon in a homecoming affair against Houston, unfortunately, the trend continued.

In front of a crowd of 48,019 at Scott Field under overcast skies, the Cougars scored twice in the fourth quarter to rally to a 31-24 victory.

Houston's high-octane offense manufactured 553 yards, with quarterback Case Keenum accounting for 434 on 39-of-52 passing. He also tossed four touchdowns.

And it was his third scoring strike that gave the Conference USA foe the lead for good when he connected with James Cleveland from 3-yards out with 6:23 remaining for a 24-17 lead.

On their next possession, however, it appeared the Bulldogs had tied the game on a rushing touchdown by Anthony Dixon. But the score was negated due to a penalty, and the drive later stalled on a fumble, MSU's fourth turnover on the day.

The Cougars (4-1) took advantage and extended their lead to 31-17 on a 18-yard touchdown pass from Keenum to Tyron Carrier.

MSU, which dropped to 2-4 and travels to Middle Tennessee next Saturday, didn't fold.

Instead, the Bulldogs put together another solid drive and closed the gap to 31-24 on a 1-yard scoring plunge by Dixon, who finished the day with 21 carries for 134 yards to pull him within 48 yards of Jerious Norwood's school rushing record.

The loss was the third straight for the Bulldogs, who totaled 490 yards of offense (they were also flagged eight times for 60 yards). Quarterback Tyson Lee threw for 160 yards on 15-of-23 passing. He was also picked off twice. His favorite targets were Marcus Green and Chad Bumphis, who grabbed four and three passes for 37 and 43 yards, respectively.

In the second quarter, running back Anthony Dixon displayed the kind of effort Mullen has been talking about all season long. The senior from Jackson, Miss., carried the ball, along with three Houston defenders, 50 yards to the Bulldog end zone for a 14-7 lead.

However, Houston answered on its next drive with a 16-yard touchdown pass from Keenum to Carrier.

MSU continued to show first-class effort as it marched 44 yards down the field that resulted in a 34-yard field goal by junior kicker Derek DePasquale as State regained the lead at 17-14.

The third quarter was a battle of the defenses as only three points were scored. Houston tied the game at 17-all with its first offensive drive of the second half on a 23-yard field goal by Ben Bell.

The Bulldogs attempted to bounce back and get on the board after a key interception by senior linebacker Jamar Chaney with 2:27 left in the quarter, but that drive was thwarted by a Tyson Lee fumble.

Houston	7	7	3	14	=	31
Mississippi State	7	10	0	7	=	24

1st Quarter

MSU- Mitchell 71 yd. interception return (DePasquale kick), 5:07
 HOU- Cleveland 5 yd. pass from Keenum (Mannisto kick), 2:38

2nd Quarter

MSU- Dixon 50 yd. run (DePasquale kick), 9:30
 HOU- Carrier 16 yd. pass from Keenum (Mannisto kick), 8:03

3rd Quarter

HOU- Bell 23 yd. FG, 6:39

4th Quarter

HOU- Cleveland 3 yd. pass from Keenum (Bell kick), 6:23
 HOU- Carrier 18 yd. pass from Keenum (Bell kick), 4:14
 MSU- Dixon 1 yd. run (DePasquale kick), 1:22

	HOU	MSU
First Downs	31	26
Rushes-Yards	25-119	51-330
Passing Yards	434	160
Passes (C-A-I)	39-52-2	15-25-2
Total Offense	553	490
Fumbles-Lost	0-0	2-2
Penalties-Yards	2-32	8-60
Possession	27:10	32:50

RUSHING: (MSU) Dixon 21-134, Ducre 9-87, Lee 12-68, Stallworth 3-24, Elliott 5-16, Heavens 1-1. (HOU) Beall 15-94, Sims 3-16, Keenum 3-13, Johnson 1-3.
PASSING: (MSU) Lee 15-23-2-160. (HOU) Keenum 29-52-2-434.
RECEIVING: (MSU) Green 4-37, Bumphis 3-43, Berry 2-34, Heavens 2-10, McRae 1-18, Ducre 1-12, Dixon 1-5, Smith 1-1. (HOU) Cleveland 11-131, Carrier 7-83, Sims 7-77, Edwards 6-39, Rodriguez 2-52, Beall 2-31, Castille 1-7 Dugat 1-6, Johnson 1-5, Smith 1-3

Attendance: 48,019



GAME 7

Mississippi State 27

Middle Tennessee 6

October 17, 2009

Floyd Stadium • Murfreesboro, Tenn.



MURFREESBORO, Tenn. - Anthony Dixon became Mississippi State's career rushing leader...

In the second quarter, the senior Dixon burst through the line for a 57-yard score...

Defensively, the Bulldogs limited MTSU to 248 total yards and registered four interceptions...

State finally broke onto the scoreboard with 6:24 to go in the first period when quarterback Tyson Lee...

Lee also ended very efficient 14-of-20 for 155 yards through the air for State in the game.

The ensuing Blue Raider drive stalled after 43 yards from scrimmage before the teams traded field goals...

Mississippi State would answer that score with its second touchdown of the contest, Dixon's record-setting rumble.

The Blue Raiders would close out scoring in the first half with another solid drive that stalled inside the MSU 10.

Neither team was able to manufacture much in the third quarter. State generated the only points of the period...

A sequence of two plays cost Middle Tennessee a score early in the fourth period that would have brought MTSU to within a touchdown.

The Blue Raiders could never muster any semblance of a late comeback. Dasher would be picked off on the next two drives as well...

Summary table: Mississippi State 7 10 3 7 = 27, Middle Tennessee 0 6 0 0 = 6

1st Quarter MSU- Lee 39 yd. run (DePasquale kick), 6:24

2nd Quarter MSU- DePasquale 24 yd. FG, 11:42 MT- Gendreau 18 yd. FG, 7:10 MS- Dixon 57 yd. run (DePasquale kick), 5:37 MT- Gendreau 24 yd. FG, 0:39

3rd Quarter MSU- DePasquale 36 yd. FG, 3:37

4th Quarter MSU- Dixon 1 yd. run, 3:25

Statistical comparison table between MSU and MT for Game 7

RUSHING: (MSU) Dixon 27-135, Lee 10-38, Ducre 1-5, Stallworth 4-3, Elliott 6-0, Bumphis 1-(-2). (MT) Dasher 13-47, Cunningham 4-6, Burnette 3-(-3), Gee 5-(-8). PASSING: (MSU) Lee 14-20-0-155. (MT) Dasher 11-22-3-129, Burnette 7-15-0-48, McDonald 0-1-1-0, Gee 1-1-0-29. RECEIVING: (MSU) Stallworth 4-71, Bumphis 4-32, Wilder 2-19, Dixon 2-11, McRae 1-12, Green 1-10. (MT) Andrews 4-49, Turner 3-45, McClover 3-36, Blissard 2-29, Gee 2-4, Banks 1-16, McDonald 1-16, Gilstrap 1-11, Delle Donne 1-5, Cunningham 1-(-5)

Attendance: 23,882

GAME 8

#1 Florida 29

Mississippi State 19

October 24, 2009

Davis Wade Stadium • Starkville, Miss.



STARKVILLE, Miss. - Mississippi State's bid to knock off Florida for the fifth consecutive time at Scott Field came up short Saturday night...

However, the score wasn't at all indicative of just how close this SEC showdown on ESPN actually was.

In fact, with 9:32 remaining in the third quarter, a 31-yard field goal by Derek Pasquale tied the game at 13-apiece.

From that point, though, the defending national champions scored 16 unanswered points to take control of the game.

And that run started with 5:15 left to play when Florida (7-0, 5-0) regained the lead for good on a 27-yard field goal by Caleb Sturgis.

Then in the fourth, the Gators extended their advantage to 22-13 on an 8-yard scamper by Chris Rainey.

But if there was any hope remaining for the Bulldogs (3-5, 1-3), it was thwarted at the 8:25 mark of the final frame when Dustin Doe picked off a Tyson Lee pass and returned it 23 yards for a touchdown.

Still, the Bulldogs maintained their fight, especially true freshman safety Johnthan Banks.

With 3:51 left on the clock, he intercepted Tim Tebow, and returned it 20 yards to the end zone to cut the Gators' lead to 29-19.

For Banks, it was his second pick-six of the night, the first time in school history that has happened.

His first came with 27 seconds left in the opening half that covered 100 yards to make it 13-10 Florida.

The two interceptions matched Tebow's total for the entire season, and the 2008 Heisman Trophy winner finished the night 12-of-22 passing for 127 yards. He also rushed for 88 yards as the Gators manufactured a total of 376 on the night.

Lee, whose team travels to Kentucky next Saturday for a 6 p.m. outing with the Wildcats, was 15 of 23 for 145 yards. He was also picked off three times. MSU finished with 237 yards, while senior running back Anthony Dixon accounted for 53 on 15 carries.

Lee's first interception came on the Bulldogs' opening drive of the game. However the defense picked up the slack and held the Gators to a missed field-goal attempt to end their first offensive possession.

The Bulldogs took advantage and scored the game's first points on their next possession when DePasquale capped off a 10-play, 54-yard drive with a 43-yard field goal to give MSU a 3-0 lead.

Florida attempted to get in the end zone first on its ensuing drive, but the Bulldog defense tightened up. After three failed attempts inside the MSU 10, the Gators settled for a 21-yard field goal to tie the game, 3-3.

In the second quarter, Florida's offense put up 10 points on its first two drives to go up 13-3.

It appeared the Gators were going to add to their lead as the half was winding down, but Banks' first interception for a touchdown made for a different story.

Summary table: Florida 3 10 3 13 = 29, Mississippi State 3 7 3 6 = 19

1st Quarter MSU- DePasquale 43 yd FG, 9:05 UF- Sturgis 21 yd. FG, 3:36

2nd Quarter UF- Tebow 26 yd. run (Sturgis kick), 13:16 UF- Sturgis 21 yd. FG, 7:15 MSU- Banks 100 yd. interception return (DePasquale kick), 0:27

3rd Quarter MSU- DePasquale 31 yd. FG, 9:32 UF- Sturgis 27 yd. FG, 5:15

4th Quarter UF- Rainey 8 yd. run (Sturgis failed kick), 9:08 UF- Doe 23 yd. interception return, 8:25 MSU- Banks 20 yd. interception return, 3:51

Statistical comparison table between UF and MSU for Game 8

RUSHING: (MSU) Dixon 15-53, Relf 8-34, Ducre 2-14, Elliott 1-(-4), Lee 9-(-5). (UF) Rainey 12-90, Tebow 22-88, Moody 5-32, James 2-28, Demps 5-13. PASSING: (MSU) Lee 15-23-3-145. (UF) Tebow 12-22-2-127. RECEIVING: (MSU) Wilder 3-21, Dixon 3-21, Green 3-20, Ducre 2-61, McRae 2-6, Heavens 1-13, Bumphis 1-3. (UF) Hernandez 5-32, Cooper 4-63, Thompson 1-19, Moody 1-8, Demps 1-5.

Attendance: 57,178



GAME 9

Mississippi State 31
Kentucky 24

October 31, 2009
Commonwealth Stadium • Lexington, Ky.

LEXINGTON, Ky. - Anthony Dixon ran for a school-record 252 yards as Mississippi State outlasted Kentucky 31-24 in a back-and-forth battle Saturday night at Commonwealth Stadium. The win was State's third in a row away from home.

Dixon really could not be stopped all night. The senior averaged 7.6 yards per carry, scoring two touchdowns, en route to his career- and school-best performance from scrimmage. His effort supplemented an impressive offensive effort from State overall, as the Bulldogs racked up a season-high 493 yards of total offense on the night - 348 on the ground.

State broke scoring ice just over 10 minutes into the contest. A Kentucky turnover gave State the ball at its own 37 and the Bulldogs drove 48 yards on six plays to set up a 33-yard field goal from Derek DePasquale. MSU led 3-0 with 4:23 to go in the first period.

The Wildcats answered quickly on the ensuing drive. After a big kickoff return, UK marched 59 yards on just seven plays for the first touchdown of the evening. Derrick Locke, who manufactured 38 of the drive's yards, capped it with a 10-yard dash into the end zone.

A Mississippi State miscue set up the next score of the game. With 9:21 to go in the second quarter, Lee was intercepted for the second time of the game, this time by Randall Burden who returned the ball to the Bulldog 41. From there, UK drove to the end zone in eight plays, the drive concluding on an 11-yard rush by quarterback Morgan Newton. UK led 14-3 with 5:16 to go before the intermission.

But the Bulldogs provided a big answer on their next drive. With Chris Relf in at quarterback for the first time on the night, Relf rushed on the first two plays, the second of which was a 52-yard jaunt down to the UK 2. That setup a 1-yard dive by Dixon and, in the blink of an eye, State trimmed the Wildcat lead to 14-10 with 3:43 to go in the half.

After stopping State deep in its own territory to force a punt, the always-dangerous Randall Cobb returned MSU's punt 46 yards to the Bulldog 26. After a Newton rush added six yards, Lones Seiber nailed a 38-yard field goal to hand the Wildcats a 17-10 advantage going into the locker room.

The second half would open very positively for Mississippi State when the Kats coughed up the football at their own 47-yard line. The Bulldogs capitalized by driving for a game-tying touchdown in six plays. Dixon picked up most of the yardage on the drive, but Christian Ducre topped it off with a 2-yard scoring run.

UK came right back at State, however, with another impressive drive, marching 65 yards on eight plays to take a 24-17 lead with 7:49 to go in the third period. An MSU pass interference call on the drive and solid rushing by Cobb led to his 3-yard scoring rush.

However, it didn't take long for the Bulldogs to post their answer to that score to tie things up once again. On just the second play from scrimmage on the ensuing drive, a Lee play fake to Dixon set up a beautiful 67-yard bomb from the MSU signal caller to O'Neal Wilder. Score: 24-24 with 6:56 left in the third.

Kentucky's next drive would stall and that would give State the opportunity to take its first second-half lead, which the Bulldogs would do. MSU mounted a lengthy 87-yard drive, spurred by a 47-yard rumble from Dixon as well as his 3-yard run to put the Bulldogs ahead 31-24 with just under a minute to go in the third quarter. A 28-yard pass from Lee to Ducre set up the score.

Mississippi State 3 7 21 0 = 31
 Kentucky 7 10 7 0 = 24

1st Quarter
 MSU- DePasquale 33 yd. FG, 4:23
 UK- Locke 10 yd. run, Seiber kick, 1:28

2nd Quarter
 UK- Newton 11 yd. run (Seiber kick), 5:16
 MSU- Dixon 1 yd. run (DePasquale kick), 3:43
 UK- Seiber 38 yd. FG, 0:00

3rd Quarter
 MSU- Ducre 2 yd. run (DePasquale kick), 11:48
 UK- Cobb 3 yd. run (Seiber kick), 7:49
 MSU- Wilder 67 yd. pass from Lee (DePasquale kick), 6:56
 MSU- Dixon 3 yd. run (DePasquale kick), 0:59

	MSU	UK
First Downs	20	19
Rushes-Yards	45-348	48-189
Passing Yards	145	119
Passes (C-A-I)	10-17-2	11-19-1
Total Offense	493	308
Fumbles-Lost	2-0	2-2
Penalties-Yards	4-35	2-20
Possession	29:05	30:55

RUSHING: (MSU) Dixon 33-252, Relf 2-60, Lee 3-27, Ducre 3-9, Bumphis 1-2, Elliott 1(-)-1. (UK) Locke 17-103, Newton 13-39, Cobb 8-17, Allen 4-15, Smith 4-11, Conner 2-4.
PASSING: (MSU) Lee 10-17-2-145. (UK) Newton 11-18-1-119, Cobb 0-1-0-0.
RECEIVING: (MSU) Wilder 2-72, Ducre 2-27, Bumphis 2-20, Dixon 2-14, Green 1-6, McRae 1-6. (UK) Cobb 2-32, Matthews 2-31, King 2-31, Drake 2-15, Locke 2-7, McCaskill 1-3

Attendance: 67,953.

GAME 10

#3 Alabama 31
Mississippi State 3

November 14, 2009
Davis Wade Stadium • Starkville, Miss.

STARKVILLE, Miss. - Alabama kept its unblemished record intact Saturday evening as the third-ranked Crimson Tide turned back Mississippi State 31-3 in front of a Scott Field record crowd of 58,103 and a nationally-televised ESPN audience.

However, most of the Tide's points came in the final half, as defense was the key in the opening two quarters.

State defenders held the Crimson Tide to only 27 passing yards in the first 15 minutes as both squads failed to put points on the board. Mississippi State (4-6, 2-4) came close on its second drive of the game, but those hopes were dashed when quarterback Tyson Lee's pass was picked off by Alabama's Mark Baron.

In the second quarter, though, the Tide's offense found its rhythm en route to scoring 14 unanswered points.

Bama, which clinched its second-straight Western Division crown last week with a win against LSU, first found pay dirt following a six-play drive that was capped by a 45-yard touchdown reception by Darius Hanks.

Then after a three-and-out series on the Bulldogs' next possession, the Crimson Tide turned to Mark Ingram, who scored on a 1-yard plunge for a 14-0 advantage.

The momentum continued for Alabama (10-0, 7-0) in the second half as the Tide scored on its opening drive thanks to a 39-yard field goal by Leigh Tiffin to go up 17-0.

But in the final frame, the Bulldogs' offense finally put points on the board when Derek DePasquale connected on a 34-yard field goal to close the gap to 17-3.

However, Alabama struck two more times before the final horn sounded, the first a 48-yard pass from Greg McElroy to Julio Jones followed by a 70-yard scoring scamper by Ingram.

Ingram, the SEC's top rusher, finished the day with 149 yards on 19 carries, while McElroy was 13-of-18 passing for 192 yards. Jones proved to be his favorite target, hauling in four passes for 66 yards. As a team, the Tide finished with 444 total yards.

Mississippi State, which travels to Little Rock next Saturday to face Arkansas looking to upend the Razorbacks for the second-straight year, was limited to just 213 yards of total offense. Anthony Dixon, the second-leading rusher in the SEC, accounted for 81 yards on 22 carries to give him 1,083 on the year and 3,685 for his career. Lee threw for 99 yards on 9-of-17 passing and was intercepted twice.

Alabama 0 14 3 14 = 31
 Mississippi State 0 0 0 3 = 3

2nd Quarter
 UA- Hanks 45 yd. pass from McElroy (Tiffin kick), 12:48
 MSU- Ingram 1 yd. run (Tiffin kick), 4:41

3rd Quarter
 UA- Tiffin 39 yd. FG, 11:19

4th Quarter
 MSU- DePasquale 34 yd. FG, 10:35
 UA- Julio Jones 48 yd. pass from McElroy, 10:18
 UA- Ingram 70 yd. run (Tiffin kick), 7:24

	UA	MSU
First Downs	17	11
Rushes-Yards	40-252	37-114
Passing Yards	192	99
Passes (C-A-I)	13-18-0	9-20-3
Total Offense	444	213
Fumbles-Lost	0-0	1-0
Penalties-Yards	3-25	2-14
Possession	31:36	28:24

RUSHING: (MSU) Dixon 22-81, Elliott 1-26, Relf 6-9, Heavens 1-5, Lee 6(-)-6. (UA) 19-149, Richardson 11-47, McElroy 4-30, Upchurch 5-19, Maze 1-7.
PASSING: (MSU) Lee 9-17-2-99, Relf 0-3-1-0. (UA) McElroy 13-18-2-192
RECEIVING: (MSU) Dixon 6-59, Bumphis 2-28, Wilder 1-12. (UA) Jones 4-66, Maze 4-55, Hanks 3-59, Ingram 1-9, Upchurch 1-3

Attendance: 58,103



GAME 11

GAME 12

Mississippi State 21
Arkansas 42

Ole Miss 27
Mississippi State 41

November 21, 2009
War Memorial Stadium • Little Rock, Ark.

November 28, 2009
Davis Wade Stadium • Starkville, Miss.

LITTLE ROCK, Ark. - Despite a solid second-half charge, Mississippi State's historical woes in the state of Arkansas continued Saturday as the Bulldogs dropped a 42-21 decision to Arkansas at War Memorial Stadium.

STARKVILLE, Miss. - Mississippi State sophomore quarterback Chris Relf ran for a career-high 131 yards and senior running back Anthony Dixon set MSU's single-season rushing record as State (5-7, 3-5 SEC) reclaimed the Golden Egg with a 41-27 win against No. 25 Ole Miss (8-4, 4-4 SEC).

For the most part, the game was a showcase of two great players' talents - Arkansas quarterback Ryan Mallett and Mississippi State running back Anthony Dixon. Through the air, Mallett was 18-for-45 for 313 yards and five touchdowns.

Relf scored on his feet and in the air, rushing for one touchdown and passing for two more as he completed three of his five attempts for 43 yards. Relf also combined with Dixon for 264 of the Bulldogs' 317 rushing yards as the pair became the first MSU duo to rush for 100 or more yards in a game since Fred Reid and Jerious Norwood each passed the century mark against Kentucky in 2004.

After Arkansas received the opening kickoff, State's Corey Broomfield intercepted Arkansas' Mallett on the second play from scrimmage. After an end run by Chad Bumphis went for 49 yards to the Razorback 3, Arnli Stallworth scored on a 1-yard dive and the Bulldogs led 7-0 early in the contest.

Dixon registered his eighth 100-yard rushing game of the season as he capped his career with a 133-yard effort against the Rebels. The Jackson, Miss., product finished 2009 with 1,391 yards on the ground, pushing him past James Johnson's 1998 record of 1,383.

But as quickly as the Bulldogs took that early lead, Arkansas would answer just as speedily. On the ensuing possession, UA got a big kickoff return to its own 41. After a run for no gain, two big pass plays from Mallett would lead to the score - the first a 21-yarder to Jared Wright and the second a 39-yard touchdown to Joe Adams.

State's offense out-gained the Rebels 412-385, but limited Ole Miss to just 90 yards on the ground.

However - after those two scores that came inside the first four minutes of kickoff - it would be nearly a quarter before either team manufactured any more points. Both teams struggled to muster any offense the rest of the first period.

After a close first half that saw the Rebels take a 13-10 lead at the intermission, the Bulldogs would take over in the second half. Relf guided State on a seven-play, 32-yard drive to open the third quarter. The sophomore ran for 20 yards to the Ole Miss 32-yard line. The Bulldogs worked the ball down to the 31 and Derek DePasquale connected on a career-long 48-yard field goal to knot the game at 13.

But with 12:35 to go in the second quarter, Mallett would showcase his passing prowess again, this time hitting Cobi Hamilton in stride for a 58-yard touchdown. The Hogs led 14-7.

The State defense stopped the Rebels on their first offensive possession of the final half, and the offense returned to the field and marched 70 yards in 13 plays. Relf capped the drive as he found Marcus Green on a two-yard touchdown pass that put State up 20-13.

After stopping State on the next possession, Arkansas extended its lead to 14 on its next drive, a 10-play, 74-yard march that culminated with Mallett's third touchdown pass of the afternoon. Mallett hit Wright from five yards out and UA led 21-7 with 4:53 to go before the intermission and that would remain the score at halftime.

On the ensuing Ole Miss possession, Mitchell picked off a Snead pass and gave the Bulldog offense the ball at the Ole Miss 34. On the fourth play of the drive, Relf connected with freshman Chad Bumphis, and the Tupelo native broke several tackles and scored a 34-yard touchdown that put State up 27-13 with 38 seconds left in the third quarter.

The Bulldogs came out strong in the second half, putting together an impressive 11-play, 94-yard drive that resulted in State's second score of the day. All 11 plays of the drive were rushes, many featuring Dixon, who would punch in the score on a 4-yard touchdown. Arkansas led 21-14 with early in the third period.

After Ole Miss responded with a touchdown, MSU marched down to the 10 where Relf ran in to put MSU up 34-20 with just under 11 minutes left.

Unfortunately for Mississippi State, it did not take the Razorbacks long to answer the challenge. After it appeared State was going to stop UA on three down on the next possession, on third-and-10 Mallett hit Hamilton on a slant pass which Hamilton ended up weaving downfield and taking 64 yards to the end zone. Arkansas led 28-14 with 8:14 to go in the third.

As both teams traded turnovers early in the fourth quarter, the Rebels moved the ball to the Bulldog 40, but Broomfield stepped in front of a Snead pass and returned it 64-yards to give the Dawgs a 41-20 lead.

But right back came State and this time it only took one play to do the job. Dixon took a handoff from Chris Relf, bounced outside and rumbled 70 yards for the score. Derek DePasquale's extra point trimmed the UA lead to 28-21 just 18 seconds after Arkansas' score.

Ole Miss would add a late touchdown to close the scoring at 41-27.

The teams went scoreless until early in the fourth quarter when the Hogs capitalized on a key turnover by the Bulldogs. State's Dixon fumbled at midfield and Arkansas used that miscue to push its lead back to 14 points, essentially sealing the game's fate. UA marched 50 in six plays, a drive capped with Mallett finding Greg Childs in the back of the end zone for the signal caller's fifth touchdown pass of the contest.

Score summary table: Ole Miss 3 6 10 3 = 22, Mississippi State 7 7 0 0 = 14

Arkansas tacked on a late touchdown with Broderick Green diving in from two yards out.

1st Quarter
OM- Shene 26 yd. FG, 7:54

Score summary table: Mississippi State 7 0 14 0 = 21, Arkansas 7 14 7 14 = 42

2nd Quarter
MSU- DePasquale 28 yd. FG, 14:57
OM- Shene 28 yd. FG, 11:08
MSU- Dixon 2 yd. run (DePasquale kick), 3:22
OM- Hodge 20 yd. pass from Snead (Shene kick), 1:01

1st Quarter
MSU- Stallworth 1 yd. run (DePasquale kick), 13:07
AR- Adams 39 yd. pass from Mallett (Tejada kick), 11:21

3rd Quarter
MSU- DePasquale 48 yd. FG, 11:38
MSU- Green 2 yd. pass from Relf (DePasquale kick), 4:07
MSU- Bumphis 34 yd. pass from Relf (DePasquale kick), 0:38

2nd Quarter
AR- Hamilton 58 yd. pass from Mallett (Tejada kick), 2:14
AR- Wright 5 pass from Mallett (Tejada kick), 4:53

4th Quarter
OM- Summers 48 yd. pass from Snead (Shene kick), 14:53
MSU-Relf 10 yd. run (DePasquale kick), 10:56
MSU- Broomfield 64 yd. interception return (DePasquale kick), 5:17
OM- McCluster 52 yd. pass from Snead (Shene kick), 4:56

3rd Quarter
MSU- Dixon 4 yd. run (DePasquale kick), 9:22
AR- Hamilton 64 yd. pass from Mallett, 8:14
MSU- Dixon 70 yd. run (DePasquale kick), 7:56

4th Quarter
AR- Childs 11 yd. pass from Mallett (Tejada kick), 12:35
AR- Green 2 yd. run (Tejada kick), 2:35

Statistical table with columns MSU and AR for First Downs, Rushes-Yards, Passing Yards, Passes (C-A-I), Total Offense, Fumbles-Lost, Penalties-Yards, Possession.

Statistical table with columns OM and MSU for First Downs, Rushes-Yards, Passing Yards, Passes (C-A-I), Total Offense, Fumbles-Lost, Penalties-Yards, Possession.

RUSHING: (MSU) Dixon 24-176, Relf 12-68, Elliott 7-62, Bumphis 1-49, Heavens 1-5, Stallworth 1-1, Lee 7-(21), (AR) Johnson 11-50, Green 9-25, Mallett 4-7, Wingo 1-4, Davis 1-1, Adams 1-(4).
PASSING: (MSU) Relf 4-7-0-27, Lee 4-6-0-22, (AR) Mallett 18-34-2-313.
RECEIVING: (MSU) Green 3-17, McRae 2-13, Wilder 1-12, Bumphis 1-5, Dixon 1-2, (AR) Williams 4-30, Hamilton 3-131, Childs 3-49, Wright 3-34, Adams 1-39, Miller 1-12, Wingo 1-7, Johnson 1-6, Davis 1-5

RUSHING: (MSU) Dixon 29-133, Relf 15-131, Elliott 4-24, Bumphis 2-14, Lee 4-12, Berry 1-5, Stallworth 2-2. (OM) McCluster 16-82, Bolden 4-5, Grandy 1-4, Snead 2-(1).
PASSING: (MSU) Lee 5-9-1-52, Relf 3-5-0-43. (OM) Snead 17-29-3-275, Tapp 1-1-0-20.
RECEIVING: (MSU) Bumphis 3-52, Green 2-25, Dixon 2-12, Heavens 1-6. (OM) Hodge 6-96, McCluster 5-63, Summers 4-75, Breaux 1-24, Hicks 1-20, Patterson 1-17.

Attendance: 55,634

Attendance: 55,365

2009 IN REVIEW



MEDIA INFORMATION

MISSISSIPPI STATE

2010 BULLDOGS

HISTORY

RECORDS

2007 RECORD & RESULTS

RECORD	ALL	HOME	AWAY	VS.
ALL GAMES	5-7-0	2-5-0	3-2-0	0-0-0
CONFERENCE	3-5-0	1-3-0	2-2-0	0-0-0
NON-CONFERENCE	2-2-0	1-2-0	1-0-0	0-0-0

DATE	OPPONENT	W/L	SCORE
Sep 05	JACKSON STATE	W	45-7
* Sep 12	at Auburn	L	24-49
* Sep 19	at Vanderbilt	W	15-3
* Sep 26	#7 LSU	L	26-30
Oct 03	#25 GEORGIA TECH	L	31-42
Oct 10	HOUSTON	L	24-31
Oct 17	at Middle Tennessee	W	27-6
* Oct 24	#1 FLORIDA	L	19-29
* Oct 31	at Kentucky	W	31-24
* Nov 14	#3 ALABAMA	L	3-31
* Nov 21	at Arkansas	L	21-42
* Nov 28	#25 OLE MISS	W	41-27

TEAM STATISTICS	MSU	OPP
SCORING	307	321
Points Per Game	25.6	26.8
FIRST DOWNS	229	219
Rushing	140	98
Passing	78	108
Penalty	11	13
RUSHING YARDAGE	2731	1752
Rushing Attempts	555	442
Average Per Rush	4.9	4.0
Average Per Game	227.6	146.0
TDs Rushing	21	18
PASSING YARDAGE	1732	2640
Comp-Att-Int	153-266-17	187-332-17
Average Per Pass	6.5	8.0
Average Per Catch	11.3	14.1
Average Per Game	144.3	220.0
TDs Passing	9	18
TOTAL OFFENSE	4463	4392
Average Per Play	5.4	5.7
Average Per Game	371.9	366.0
KICK RETURNS: #-Yards	61-1514	57-1253
PUNT RETURNS: #-Yards	15-151	13-173
INT RETURNS: #-Yards	17-417	17-147

TEAM STATISTICS

	MSU	OPP
KICK RETURNS: #-Yards	61-1514	57-1253
PUNT RETURNS: #-Yards	15-151	13-173
INT RETURNS: #-Yards	17-417	17-147
KICK RETURN AVERAGE	24.8	22.0
PUNT RETURN AVERAGE	10.1	13.3
INT RETURN AVERAGE	24.5	8.6
FUMBLES-LOST	23-13	22-8
PENALTIES-Yards	67-590	67-517
Average Per Game	49.2	43.1
PUNTS-Yards	51-1986	60-2372
Average Per Punt	38.9	39.5
Net punt average	34.0	35.0
TIME OF POSSESSION/Game	31:46	28:13
3RD-DOWN Conversions	53/159	56/154
3rd-Down Pct	33%	36%
4TH-DOWN Conversions	14/25	9/18
4th-Down Pct	56%	50%
SACKS BY-Yards	18-88	20-130
MISC YARDS	13	0
TOUCHDOWNS SCORED	37	41
FIELD GOALS-ATTEMPTS	16-21	12-16
ON-SIDE KICKS	0-4	0-2
RED-ZONE SCORES	66-88 75%	64-78 82%
RED-ZONE TOUCHDOWNS	42-88 48%	44-78 56%
PAT-ATTEMPTS	35-35 100%	39-41 95%
ATTENDANCE	753088	529156
Games/Avg Per Game	14/53792	10/52916
Neutral Site Games		0/0

SCORE BY QUARTERS

	1st	2nd	3rd	4th	OT	Total
Mississippi State	55	84	89	79	-	307
Opponents	68	105	51	97	-	321



2009 IN REVIEW

INDIVIDUAL STATISTICS

RUSHING	GP	Att	Gain	Loss	Net	Avg	TD	Lg	YPG
Anthony Dixon	11	257	1445	54	1391	5.4	12	70	126.5
Chris Relf	10	76	525	25	500	6.6	2	53	50.0
Christian Ducre	9	45	272	9	263	5.8	2	23	29.2
Robert Elliott	12	44	251	30	221	5.0	1	26	18.4
Tyson Lee	12	74	348	173	175	2.4	2	39	14.6
A. Stallworth	11	26	98	3	95	3.7	1	17	8.6
Chad Bumphis	12	6	75	2	73	12.2	1	49	6.1
Brandon Heavens	12	9	38	11	27	3.0	0	16	2.2
Chris Cameron	12	1	10	0	10	10.0	0	10	0.8
Leon Berry	12	1	5	0	5	5.0	0	5	0.4
S. Hemphill	12	3	5	0	5	1.7	0	3	0.4
P. Hanrahan	12	1	0	1	-1	-1.0	0	0	-0.1
TEAM	10	12	0	33	-33	-2.8	0	0	-3.3
TOTAL	12	555	3072	341	2731	4.9	21	70	227.6
OPPONENTS	12	442	2054	302	1752	4.0	18	70	146.0

PASSING	GP	Effic	Att-Cmp-Int	Pct	Yds	TD	Lg	YPG
Tyson Lee	12	107.01	130-221-14	58.8	1444	4	69	120.3
Chris Relf	10	137.25	22-41-3	53.7	283	5	46	28.3
Chad Bumphis	12	71.00	1-2-0	50.0	5	0	5	0.4
TEAM	10	0.00	0-2-0	0.0	0	0	0	0.0
TOTAL	12	110.60	153-266-17	57.5	1732	9	69	144.3
OPPONENTS	12	130.77	187-332-17	56.3	2640	18	65	220.0

RECEIVING	G	No.	Yds	Avg	TD	Lg	YPG
Chad Bumphis	12	32	375	11.7	4	69	31.2
Marcus Green	12	27	306	11.3	3	50	25.5
Anthony Dixon	11	18	123	6.8	0	18	11.2
O'Neal Wilder	12	14	236	16.9	1	67	19.7
Leon Berry	12	14	170	12.1	0	32	14.2
Brandon McRae	12	14	116	8.3	0	20	9.7
Christian Ducre	9	10	151	15.1	1	54	16.8
A. Stallworth	11	8	112	14.0	0	21	10.2
Brandon Heavens	12	7	36	5.1	0	14	3.0
Robert Elliott	12	3	47	15.7	0	18	3.9
Chris Smith	10	3	22	7.3	0	13	2.2
Tay Bowser	12	2	25	12.5	0	18	2.1
Kendrick Cook	10	1	13	13.0	0	13	1.3
TOTAL	12	153	1732	11.3	9	69	144.3
OPPONENTS	12	187	2640	14.1	18	65	220.0

PUNT RETURNS	No.	Yds	Avg	TD	Long
Leon Berry	9	69	7.7	0	35
Chad Bumphis	5	45	9.0	0	20
P. Hanrahan	1	27	27.0	0	0
Robert Elliott	0	10	0.0	1	10
TOTAL	15	151	10.1	1	35
OPPONENTS	13	173	13.3	1	93

INTERCEPTIONS	No.	Yds	Avg	TD	Long
C. Broomfield	6	118	19.7	2	64
C. Mitchell	4	131	32.8	1	71
Johnthan Banks	4	145	36.2	2	100
Jamar Chaney	2	19	9.5	0	19
Damein Anderson	1	4	4.0	0	4
TOTAL	17	417	24.5	5	100
OPPONENTS	17	147	8.6	3	37

KICK RETURNS	No.	Yds	Avg	TD	Long
Leon Berry	38	1015	26.7	1	89
Chad Bumphis	16	383	23.9	0	50
Wade Bonner	3	43	14.3	0	17
Brandon Heavens	2	40	20.0	0	22
Damein Anderson	1	23	23.0	0	23
Robert Elliott	1	10	10.0	0	10
TOTAL	61	1514	24.8	1	89
OPPONENTS	57	1253	22.0	0	46

FUMBLE RETURNS	NO.	YDS	AVG	TD	LONG
Jamar Chaney	1	2	2.0	0	2
TOTAL	1	2	2.0	0	2
OPPONENTS	2	43	21.5	1	40

MEDIA INFORMATION

MISSISSIPPI STATE

2010 BULLDOGS

HISTORY

RECORDS

2009 IN REVIEW



MEDIA INFORMATION

MISSISSIPPI STATE

2010 BULLDOGS

HISTORY

RECORDS

INDIVIDUAL STATISTICS

SCORING	TD	FGs	Kick	PATs			DXP	Saf	Pts
				Rush	Rcv	Pass			
Anthony Dixon	12	0-0	0-0	0-0	0	0-0	0	0	72
D. DePasquale	0	10-12	23-23	0-0	0	0-0	0	0	53
Sean Brauchle	0	6-9	12-12	0-0	0	0-0	0	0	30
Chad Bumphis	5	0-0	0-0	0-1	0	0-0	0	0	30
Marcus Green	3	0-0	0-0	0-0	0	0-0	0	0	18
Christian Ducre	3	0-0	0-0	0-0	0	0-0	0	0	18
Johnthan Banks	2	0-0	0-0	0-0	0	0-0	0	0	12
C. Broomfield	2	0-0	0-0	0-0	0	0-0	0	0	12
Robert Elliott	2	0-0	0-0	0-0	0	0-0	0	0	12
Tyson Lee	2	0-0	0-0	0-0	0	0-1	0	0	12
Chris Relf	2	0-0	0-0	0-0	0	0-0	0	0	12
O'Neal Wilder	1	0-0	0-0	0-0	0	0-0	0	0	6
A. Stallworth	1	0-0	0-0	0-0	0	0-0	0	0	6
C. Mitchell	1	0-0	0-0	0-0	0	0-0	0	0	6
Leon Berry	1	0-0	0-0	0-0	0	0-0	0	0	6
TEAM	0	0-0	0-0	0-0	0	0-0	0	1	2
TOTAL	37	16-21	35-35	0-1	0	0-1	0	1	307
OPPONENTS	41	12-16	39-41	0-0	0	0-0	0	0	321
TOTAL OFFENSE	G	Plays	Rush	Pass	Total	Avg/G			
Tyson Lee	12	295	175	1444	1619	134.9			
Anthony Dixon	11	257	1391	0	1391	126.5			
Chris Relf	10	117	500	283	783	78.3			
Christian Ducre	9	45	263	0	263	29.2			
Robert Elliott	12	44	221	0	221	18.4			
A. Stallworth	11	26	95	0	95	8.6			
Chad Bumphis	12	8	73	5	78	6.5			
Brandon Heavens	12	9	27	0	27	2.2			
Chris Cameron	12	1	10	0	10	0.8			
Leon Berry	12	1	5	0	5	0.4			
S. Hemphill	12	3	5	0	5	0.4			
P. Hanrahan	12	1	-1	0	-1	-0.1			
TEAM	10	14	-33	0	-33	-3.3			
TOTAL	12	821	2731	1732	4463	371.9			
OPPONENTS	12	774	1752	2640	4392	366.0			
FIELD GOALS	FG-AT	Pct	01-19	20-29	30-39	40-49	50-99	Lg	Blk
Sean Brauchle	6-9	66.7	0-0	4-4	0-2	2-3	0-0	49	0
D. DePasquale	10-12	83.3	0-0	2-2	6-7	2-2	0-1	48	0
PUNTING	No.	Yds	Avg	Long	TB	FC	I20	Blkd	
Heath Hutchins	50	1986	39.7	56	4	22	11	1	
TEAM	1	0	0.0	0	0	0	0	0	
TOTAL	51	1986	38.9	56	4	22	11	1	
OPPONENTS	60	2372	39.5	65	6	21	19	1	
KICKOFFS	NO.	YDS	AVG	TB	OB	RETN	NET	YDLN	
D. DePasquale	39	2240	57.4	0	2	-	-	-	
Sean Brauchle	23	1469	63.9	0	0	-	-	-	
TOTAL	62	3709	59.8	0	2	1253	39.6	30	
OPPONENTS	64	4015	62.7	1	1	1514	38.8	31	
ALL PURPOSE	G	Rush	Rec	PR	KOR	IR	Tot	Avg/G	
Anthony Dixon	11	1391	123	0	0	0	1514	137.6	
Leon Berry	12	5	170	69	1015	0	1259	104.9	
Chad Bumphis	12	73	375	45	383	0	876	73.0	
Chris Relf	10	500	0	0	0	0	500	50.0	
Christian Ducre	9	263	151	0	0	0	414	46.0	
Marcus Green	12	0	306	0	0	0	306	25.5	
Robert Elliott	12	221	47	10	10	0	288	24.0	
O'Neal Wilder	12	0	236	0	0	0	236	19.7	
A. Stallworth	11	95	112	0	0	0	207	18.8	
Tyson Lee	12	175	0	0	0	0	175	14.6	
Johnthan Banks	12	0	0	0	0	145	145	12.1	
C. Mitchell	12	0	0	0	0	131	131	10.9	
C. Broomfield	12	0	0	0	0	118	118	9.8	
Brandon McRae	12	0	116	0	0	0	116	9.7	
Brandon Heavens	12	27	36	0	40	0	103	8.6	
Wade Bonner	10	0	0	0	43	0	43	4.3	
Damein Anderson	11	0	0	0	23	4	27	2.5	
P. Hanrahan	12	-1	0	27	0	0	26	2.2	
Tay Bowser	12	0	25	0	0	0	25	2.1	
Chris Smith	10	0	22	0	0	0	22	2.2	
Jamar Chaney	12	0	0	0	0	19	19	1.6	
Kendrick Cook	10	0	13	0	0	0	13	1.3	
Chris Cameron	12	10	0	0	0	0	10	0.8	
S. Hemphill	12	5	0	0	0	0	5	0.4	
TEAM	10	-33	0	0	0	0	-33	-3.3	
Total	12	2731	1732	151	1514	417	6545	545.4	
Opponents	12	1752	2640	173	1253	147	5965	497.1	



2009 DEFENSIVE LEADERS

	GP	[-----Tackles-----]			TFL/Yds	[-Sacks-]			QBH	[---Fumbles---]		Blkd Kick	Saf
		Solo	Ast	Total		No-Yards	Int-Yds	BrUp		Rcv-Yds	FF		
22 Jamar Chaney	12	39	51	90	4.5-19	2.0-15	2-19	2	4	2-2	2	.	.
34 K.J. Wright	12	41	41	82	6.5-17	2.0-4	.	2	4	1-0	2	.	.
50 Chris White	12	44	31	75	4.0-17	0.5-4	.	3	1	1-0	.	.	.
4 C. Mitchell	12	39	25	64	1.5-3	.	4-131	2	2	.	1	.	.
18 M. Washington	12	37	23	60	5.0-11	.	.	5	2	2-0	2	.	.
90 Pernell McPhee	12	32	24	56	12.0-45	5.0-24	.	4	8	.	1	.	.
95 Kyle Love	12	16	19	35	2.0-7	1.5-5	.	.	1
13 Johnthan Banks	12	20	13	33	.	.	4-145	3
94 Fletcher Cox	12	17	12	29	3.5-9	1.0-3	.	.	2	.	.	1	.
42 Zach Smith	5	20	6	26	2.5-9	1.0-7	.	2	.	.	2	.	.
99 Sean Ferguson	12	12	13	25	5.5-13	1.0-7	.	.	2
7 Wade Bonner	10	15	5	20	1
25 C. Broomfield	12	13	6	19	1.0-2	.	6-118	4	1
15 M. Langston	8	12	6	18	2.5-10
97 Josh Boyd	12	8	9	17
26 Damein Anderson	11	13	3	16	1.0-16	.	1-4	3	1
36 Nick Bell	12	5	10	15	2.5-3	0.5-1	.	.	2
60 Devin Jones	12	6	8	14	3.5-15	2.5-11
10 C. Lawrence	12	5	9	14
92 Charles Burns	8	5	7	12	0.5-1	.	.	2	2
35 P. Hanrahan	12	5	4	9	1	.
48 E. Gatling	12	5	3	8
28 Tay Bowser	12	4	3	7	1.0-14
52 Karlin Brown	5	5	2	7	1.0-3
93 Brandon Cooper	6	5	2	7	1.5-8	1.0-7
49 Terrell Johnson	4	1	5	6	0.5-1
33 Jamie Jones	11	1	5	6	2-0	.	.	.
58 Brandon Wilson	6	5	.	5	.	.	.	1
29 Christian Ducre	9	4	.	4
47 Chris Cameron	12	1	3	4
20 Louis Watson	9	2	2	4
2 Robert Elliott	12	4	.	4
87 Chris Smith	10	2	1	3
54 Trevor Stigers	6	2	1	3
41 Marvin Bure	4	2	1	3
40 D. DePasquale	9	2	1	3
79 Derek Sherrod	12	2	.	2
69 Reggie Odom	10	2	.	2
81 O'Neal Wilder	12	1	.	1
38 Heath Hutchins	12	1	.	1
45 Michael Hunt	5	.	1	1
30 A. Stallworth	11	1	.	1
32 Marcus Green	12	1	.	1
14 Chris Relf	10	1	.	1
37 Sean Brauchle	5	1	.	1
44 Bo Walters	2	1	.	1
96 Shane McCardell	9	.	1	1	1
98 L. Williams	1	.	1	1
TM TEAM	10												1
TOTAL	12	460	357	817	62-223	18-88	17-417	33	34	8-2	10	2	1
OPPONENTS	12	585	307	892	77.0-286	20-130	17-147	38	21	13-43	13	1	.

MEDIA INFORMATION

MISSISSIPPI STATE

2010 BULLDOGS

HISTORY

RECORDS



2009 MSU GAME-BY-GAME STARTERS OFFENSE

	WR	LT	LG	C	RG	RT	TE	QB	HB	FB	WR
Jackson State	Bumphis	Sherrod	Saulsberry	Brignone	Jenkins	Lawrence	Green	Lee	Ducre	Hemphill	Wilder
Auburn	McRae	Sherrod	Saulsberry	Brignone	Jenkins	Lawrence	Green	Lee	Dixon	Cook (TE)	Wilder
Vanderbilt	McRae	Sherrod	Saulsberry	Brignone	Jenkins	Lawrence	Berry (WR)	Lee	Dixon	Smith (WR)	Heavens
LSU	McRae	Sherrod	Saulsberry	Brignone	Jenkins	Lawrence	Berry (WR)	Lee	Dixon	Ducre	Wilder
Georgia Tech	McRae	Sherrod	Saulsberry	Brignone	Jenkins	Lawrence	Bumphis (WR)	Lee	Dixon	Ducre	Wilder
Houston	McRae	Sherrod	Saulsberry	Brignone	Jenkins	Lawrence	Green	Lee	Dixon	Ducre	Smith
Middle Tennessee	McRae	Sherrod	Saulsberry	Brignone	Jenkins	Lawrence	Green	Lee	Dixon	Stallworth	Wilder
Florida	McRae	Sherrod	Saulsberry	Brignone	Jenkins	Lawrence	Green	Lee	Dixon	Ducre	Wilder
Kentucky	McRae	Sherrod	Saulsberry	Brignone	Jenkins	Lawrence	Bumphis (WR)	Lee	Dixon	Ducre	Wilder
Alabama	McRae	Sherrod	Saulsberry	Brignone	Jenkins	Lawrence	Bumphis (WR)	Lee	Dixon	Hanrahan	Wilder
Arkansas	McRae	Sherrod	Saulsberry	Brignone	Jenkins	Lawrence	Bumphis (WR)	Lee	Dixon	Wilder (WR)	Berry
Ole Miss	McRae	Sherrod	Saulsberry	Brignone	Jenkins	Lawrence	Green	Lee	Dixon	Bumphis (WR)	Wilder

DEFENSE

	E	DT	DT	E	SLB	MLB	WLB	LC	SS	FS	RC
Jackson State	McPhee	Burns	Love	Cooper	Wright	Chaney	White	Anderson	Mitchell	Smith	Washington
Auburn	McPhee	Burns	Love	Cooper	Wright	Chaney	White	Anderson	Mitchell	Smith	Washington
Vanderbilt	McPhee	Bonner (DB)	Love	Bell	Wright	Chaney	White	Anderson	Mitchell	Smith	Washington
LSU	McPhee	Burns	Love	Cooper	Wright	Chaney	White	Anderson	Mitchell	Smith	Washington
Georgia Tech	McPhee	Burns	Love	Bell	Wright	Chaney	White	Watson	Mitchell	Smith	Washington
Houston	McPhee	Bonner (DB)	Love	Ferguson	Wright	Chaney	White	Anderson	Mitchell	Banks	Washington
Middle Tennessee	McPhee	Cox	Love	Ferguson	Broomfield (DB)	Chaney	White	Langston	Mitchell	Banks	Washington
Florida	McPhee	Boyd	Love	Ferguson	Washington (DB)	Chaney	White	Langston	Mitchell	Banks	Broomfield
Kentucky	McPhee	Boyd	Cox	Ferguson	Wright	Chaney	White	Langston	Mitchell	Banks	Washington
Alabama	McPhee	Cox	Love	Cooper	Wright	Chaney	White	Langston	Mitchell	Banks	Washington
Arkansas	McPhee	Boyd	Burns	Cox	Wright	Chaney	White	Langston	Mitchell	Banks	Washington
Ole Miss	McPhee	Burns	Love	Cooper	Wright	Chaney	White	Broomfield	Mitchell	Banks	Washington

2009 MSU CAREER STARTS BY POSITION

OFFENSE

LT

Sherrod - 22
Melichar - 2

LG

Saulsberry - 12
Brignone - 1

C

Brignone - 22
Looney - 1

RG

Jenkins - 30

RT

Jenkins - 12
Saulsberry - 12
Lawrence - 12

TE

Green - 8
Cook - 3
Wilbanks - 2

WR

McRae - 23
Wilder - 10
Bumphis - 6
Berry - 3
Smith - 2
Heavens - 1

RB

Dixon - 40
Ducre - 10
Stallworth - 5
Hemphill - 1
Hanrahan - 1

QB

Lee - 19

DEFENSE

DE

Ferguson - 9
McPhee - 12
Burns - 6
Cooper - 5
Bell - 2
Cox - 1

DT

Love - 21
Burns - 6
Boyd - 3
Cox - 3
Williams - 1

OLB

Wright - 22
Chaney - 15
White - 12
Brown - 5
Johnson - 2
Walters - 2

MLB

Chaney - 25
Jones - 1

SAF

Mitchell - 12
Smith - 7
Banks - 7
Bonner - 2
Broomfield - 1
Washington - 1

CORNER

Washington - 30
Anderson - 5
Langston - 5
Broomfield - 2
Watson - 1
Bowser - 1

2009 starts in BOLD



CAREER GAMES PLAYED & STARTS LISTING

No.	Name	Career		2009	2008	2007	2006	2005
		GP (CGP)	S (CS)	GP-S	GP-S	GP-S	GP-S	GP-S
22	Jamar Chaney	49 (12)	39 (12)	12-12	1-1	13-12	12-11	11-3
24	Anthony Dixon	48 (11)	40 (11)	11-11	12-12	13-12	12-5	—
75	Craig Jenkins	48 (25)	42 (17)	12-12	12-7	12-11	12-12	—
18	Marcus Washington	48 (33)	31 (25)	12-12	12-12	12-7	12-0	—
95	Kyle Love	45 (41)	21 (1)	12-10	12-2	13-9	8-0	—
30	Arnil Stallworth	44 (4)	5 (0)	11-1	12-1	13-0	8-3	—
92	Charles Burns	42 (3)	12 (2)	8-6	12-4	—	11-1	11-1
29	Christian Ducre	37 (0)	10 (0)	9-6	12-1	13-3	3-0	—
28	Tay Bowser	37 (12)	2 (0)	12-0	8-0	8-1	9-0	—
6	Brandon McRae	37 (37)	23 (11)	12-11	12-10	13-2	—	—
46	Aaron Feld	36 (14)	—	12-0	11-0	13-0	—	—
70	J.C. Brignone	35 (32)	24 (24)	12-12	12-12	11-0	—	—
34	K.J. Wright	34 (34)	22 (4)	12-10	12-12	10-0	—	—
79	Derek Sherrod	33 (22)	22 (22)	12-12	10-10	11-0	—	—
42	Zach Smith	29 (0)	7 (0)	5-5	12-2	11-0	—	—
52	Karlin Brown	26 (0)	5 (0)	5-0	11-4	10-0	—	—
98	LaMarcus Williams	24 (0)	1 (0)	1-0	12-0	11-1	—	—
93	Brandon Cooper	25 (1)	5 (1)	6-5	11-0	8-0	—	—
48	Emmanuel Gatling	25 (24)	—	12-0	12-0	1-0	—	—
55	Quentin Saulsberry	24 (24)	24 (24)	12-12	12-12	—	—	—
99	Sean Ferguson	24 (24)	9 (0)	12-4	12-5	—	—	—
4	Charles Mitchell	24 (24)	12 (12)	12-12	12-0	—	—	—
33	Jamie Jones	23 (6)	3 (0)	11-0	12-1	—	—	—
16	Tyson Lee	23 (21)	20 (20)	12-12	11-8	—	—	—
26	Damein Anderson	22 (1)	5 (0)	11-5	11-0	—	—	—
7	Wade Bonner	22 (3)	2 (0)	10-2	12-0	—	—	—
80	Andrew Ellard	22 (9)	—	10-0	12-0	—	—	—
74	Mark Melichar	22 (12)	2 (0)	12-0	2-2	8-0	—	—
62	Addison Lawrence	21 (12)	12 (12)	12-12	9-0	—	—	—
88	Kendrick Cook	18 (2)	3 (0)	10-1	8-2	—	—	—
49	Terrell Johnson	16 (0)	2 (0)	4-0	12-2	—	—	—
85	Brandon Henderson	17 (3)	—	4-0	12-0	1-0	—	—
2	Robert Elliott	16 (12)	—	12-0	4-0	—	—	—
32	Marcus Green	14 (12)	7 (1)	12-6	2-1	—	—	—
72	John McMillian	13 (12)	—	12-0	1-0	—	—	—
69	Reggie Odom	12 (1)	—	10-0	2-0	—	—	—
14	Chris Relf	12 (5)	—	10-0	2-0	—	—	—
1	Chad Bumphis	12 (12)	6 (5)	12-6	—	—	—	—
23	Sylvester Hemphill	12 (12)	1 (0)	12-1	—	—	—	—
81	O'Neal Wilder	12 (12)	10 (10)	12-10	—	—	—	—
50	Chris White	12 (12)	12 (12)	12-12	—	—	—	—
90	Pernell McPhee	12 (12)	12 (12)	12-12	—	—	—	—
38	Heath Hutchins	12 (12)	12 (12)	12-12	—	—	—	—
3	Brandon Heavens	12 (12)	1 (0)	12-1	—	—	—	—
9	Leon Berry	12 (12)	3 (0)	12-3	—	—	—	—
10	Cameron Lawrence	12 (12)	—	12-0	—	—	—	—
13	Johnthan Banks	12 (12)	7 (7)	12-7	—	—	—	—
25	Corey Broomfield	12 (12)	3 (1)	12-3	—	—	—	—
35	Patrick Hanrahan	12 (12)	1 (0)	12-1	—	—	—	—
36	Nick Bell	12 (12)	3 (0)	12-2	—	—	—	—
47	Chris Cameron	12 (12)	—	12-0	—	—	—	—
60	Devin Jones	12 (12)	—	12-0	—	—	—	—
94	Fletcher Cox	12 (12)	4 (0)	12-4	—	—	—	—
97	Josh Boyd	12 (12)	3 (0)	12-3	—	—	—	—
76	Phillip Freeman	12 (5)	—	12-0	—	—	—	—
44	Bo Walters	10 (0)	2 (0)	2-0	8-2	—	—	—
87	Chris Smith	10 (3)	3 (0)	10-2	—	—	—	—
82	Thomas Webb	10 (5)	—	10-0	—	—	—	—
91	Rodney Prince	8 (0)	—	1-0	—	7-0	—	—
84	Austin Wilbanks	8 (0)	2 (0)	1-0	5-2	2-0	—	—
20	Louis Watson	9 (0)	1 (0)	9-1	—	—	—	—
40	Derek DePasquale	9 (8)	7 (7)	9-7	—	—	—	—
15	Maurice Langston	8 (8)	5 (0)	8-5	—	—	—	—
54	Trevor Stigers	6 (0)	—	6-0	—	—	—	—
66	D. J. Looney	7 (1)	1 (0)	3-0	4-1	—	—	—
96	Shane McCardell	7 (1)	—	7-0	—	—	—	—
31	Taylor Reed	6 (2)	—	6-0	—	—	—	—
37	Sean Brauchle	5 (0)	5 (0)	5-5	—	—	—	—
65	Joshua Jackson	6 (1)	—	1-0	5-0	—	—	—
89	Arceto Clark	5 (0)	—	0-0	5-0	—	—	—
58	Brandon Wilson	6 (1)	—	6-0	—	—	—	—
45	Michael Hunt	5 (0)	—	5-0	—	—	—	—
63	Chris Spencer	4 (0)	—	1-0	2-0	—	1-0	—
41	Marvin Bure	4 (0)	—	4-0	—	—	—	—
64	Mark Lynn	3 (0)	—	1-0	1-0	1-0	—	—
67	Tobias Smith	3 (0)	—	3-0	—	—	—	—
15	Riley Saunders	1 (0)	—	1-0	—	—	—	—
68	Templeton Hardy	1 (0)	—	1-0	—	—	—	—
83	Charles Bailey	1 (0)	—	1-0	—	—	—	—
89	Kyle Roberts	1 (0)	—	1-0	—	—	—	—

GP - games played
CGP - consecutive games played
S - starts
CS - consecutive starts

2009 Mississippi State Scoring Drives / Plays

Q	P-YD	TOP	SCORE
JACKSON STATE			
1	5-24	2:07	Bumphis 15 pass from Relf
2	14-79	3:41	Relf 5 run
3	3-15	1:24	Elliott 7 run
3	3-34	1:12	Green 19 pass from Relf
3	7-51	3:07	Bumphis 7 pass from Relf
4	4-3	1:21	Brauchle 25 FG
4	—	—	Broomfield 43 int. return
AUBURN			
2	12-83	5:16	Dixon 1 run
2	7-38	3:05	Brauchle 29 FG
2	—	—	Elliott 10 block punt
return	—	—	—
4	10-57	5:04	Ducre 1 pass from Lee
VANDERBILT			
2	9-60	4:22	Brauchle 44 FG
2	11-52	4:55	Brauchle 27 FG
3	4-4	1:52	Brauchle 49 FG
4	8-80	5:01	Lee 22 run
LSU			
1	9-66	5:27	Dixon 2 run
1	1-1	0:08	Dixon 1 run
3	6-73	2:39	Green 50 pass from Lee
4	9-68	4:16	Brauchle 22 FG
4	—	—	Team Safety
GEORGIA TECH			
1	—	—	Berry 89 kickoff return
2	7-68	2:14	Bumphis 10 run
2	13-47	4:22	DePasquale 31 FG
4	3-81	1:09	Bumphis 69 pass from Lee
4	10-67	3:15	Ducre 4 run
HOUSTON			
1	—	—	Mitchell 71 yd. int. return
2	4-76	1:32	Dixon 50 run
2	11-44	4:23	DePasquale 34 FG
4	11-62	2:45	Dixon 1 run
MIDDLE TENNESSEE			
1	2-44	0:26	Lee 39 run
2	16-78	6:57	DePasquale 24 FG
2	3-69	1:33	Dixon 57 run
3	8-35	4:34	DePasquale 36 FG
4	3-25	1:02	Dixon 1 run
FLORIDA			
1	10-54	3:12	DePasquale 43 FG
2	—	—	Banks 100 yd. int. return
3	7-65	3:43	DePasquale 31 FG
4	—	—	Banks 20 yd. int. return
KENTUCKY			
1	6-48	2:24	DePasquale 33 FG
2	4-62	1:26	Dixon 1 run
3	6-47	2:18	Ducre 2 run
3	2-75	0:47	Wilder 67 pass from Lee
3	8-87	3:47	Dixon 3 run
ALABAMA			
4	15-44	6:59	DePasquale 34 FG
ARKANSAS			
1	4-47	1:32	Stallworth 1 run
3	11-94	5:38	Dixon 4 run
3	1-70	0:18	Dixon 70 run
OLE MISS			
1	13-69	7:50	DePasquale 28 FG
2	9-81	3:58	Dixon 2 run
3	7-32	3:13	DePasquale 48 FG
3	13-70	5:51	Green 2 pass from Relf
3	4-34	2:07	Bumphis 34 pass from Relf
4	8-46	3:45	Relf 10 run
4	—	—	Broomfield 64 int. return

MEDIA INFORMATION

MISSISSIPPI STATE

2010 BULLDOGS

HISTORY

RECORDS

2009 IN REVIEW



MEDIA INFORMATION

MISSISSIPPI STATE

2010 BULLDOGS

HISTORY

RECORDS

No.	Name	GP	GS	9/5	9/12	9/19	9/26	10/3	10/10	10/17	10/24	10/31	11/14	11/21	11/28
				JSU	AU	VU	LSU	GT	UH	MT	UF	UK	UA	AR	UM
1	Chad Bumphis	12	6	WR	X	X	X	WR	X	X	X	WR	WR	WR	WR
2	Robert Elliott	12	0	X	X	X	X	X	X	X	X	X	X	X	X
3	Brandon Heavens	12	1	X	X	WR	X	X	X	X	X	X	X	X	X
4	Charles Mitchell	12	12	SS	SS	SS	SS	SS	SS	SS	SS	SS	SS	SS	SS
6	Brandon McRae	12	11	X	WR	WR	WR	WR	WR	WR	WR	WR	WR	WR	WR
7	Wade Bonner	10	2	X	X	DB	X	—	NCK	X	X	—	X	X	X
8	Montrell Conner	0	0	—	—	—	—	—	—	—	—	—	—	—	—
9	Leon Berry	12	3	X	X	WR	WR	X	X	X	X	X	X	WR	X
10	Cameron Lawrence	12	0	X	X	X	X	X	X	X	X	X	X	X	X
10	Daniel Stegall	0	0	—	—	—	—	—	—	—	—	—	—	—	—
11	Ricco Sanders	0	0	—	—	—	—	—	—	—	—	—	—	—	—
12	Dennis Thames	0	0	—	—	—	—	—	—	—	—	—	—	—	—
13	Johnthan Banks	12	7	X	X	X	X	X	FS	DB	FS	FS	FS	FS	FS
14	Chris Relf	10	0	X	X	X	X	X	—	—	X	X	X	X	X
15	Riley Saunders	1	0	X	—	—	—	—	—	—	—	—	—	—	—
15	Maurice Langston	10	5	—	—	—	X	X	X	CB	CB	CB	CB	CB	—
16	Tyson Lee	12	12	QB	QB	QB	QB	QB	QB	QB	QB	QB	QB	QB	QB
17	Tyler Russell	0	0	—	—	—	—	—	—	—	—	—	—	—	—
18	Marcus Washington	12	12	CB	CB	CB	CB	CB	CB	CB	NB	CB	CB	CB	CB
19	Aaron Encalade	0	0	—	—	—	—	—	—	—	—	—	—	—	—
20	Louis Watson	9	1	X	X	X	X	CB	X	X	—	—	X	—	X
22	Jamar Chaney	12	12	MLB	MLB	MLB	MLB	MLB	MLB	MLB	MLB	MLB	MLB	MLB	MLB
23	Sylvester Hemphill	12	1	FB	X	X	X	X	X	X	X	X	X	X	X
24	Anthony Dixon	11	11	—	RB	RB	RB	RB	RB	RB	RB	RB	RB	RB	RB
25	Corey Broomfield	12	3	X	X	X	X	X	X	FS	RCB	X	X	X	RCB
26	Damein Anderson	11	5	CB	CB	CB	CB	X	CB	X	X	X	X	—	X
27	LaDarius Perkins	0	0	—	—	—	—	—	—	—	—	—	—	—	—
28	Tay Bowser	12	0	X	X	X	X	X	X	X	X	X	X	X	X
29	Christian Ducre	9	6	RB	X	X	RB	RB	RB	X	RB	RB	—	—	—
30	Arnil Stallworth	11	1	X	X	X	X	X	X	RB	—	X	X	X	—
31	Taylor Reed	5	0	X	X	X	—	—	—	X	—	—	—	X	—
31	Nikoe Whitley	0	0	—	—	—	—	—	—	—	—	—	—	—	—
32	Marcus Green	12	5	TE	TE	X	X	X	TE	TE	TE	X	X	X	TE
33	Jamie Jones	11	0	X	X	X	X	X	—	X	X	X	X	X	X
33	Sam Williams	0	0	—	—	—	—	—	—	—	—	—	—	—	—
34	K.J. Wright	12	10	SLB	SLB	SLB	SLB	SLB	SLB	X	X	SLB	SLB	SLB	SLB
35	Patrick Hanrahan	12	1	X	X	X	X	X	X	X	X	X	X	X	X
36	Nick Bell	12	2	X	X	DE	X	DE	X	X	X	X	X	X	X
37	Sean Brauchle	5	5	PK	PK	PK	PK	PK	—	—	—	—	—	—	—
38	Heath Hutchens	12	12	P	P	P	P	P	P	P	P	P	P	P	P
39	Baker Swedenburg	0	0	—	—	—	—	—	—	—	—	—	—	—	—
40	Derek DePasquale	9	7	X	—	—	—	X	PK	PK	PK	PK	PK	PK	PK
41	Marvin Bure	4	0	X	—	—	—	—	X	X	—	X	—	—	—
42	Zach Smith	5	5	FS	FS	FS	FS	FS	—	—	—	—	—	—	—
42	E.J. Buford	0	0	—	—	—	—	—	—	—	—	—	—	—	—
43	William Shumpert	0	0	—	—	—	—	—	—	—	—	—	—	—	—
44	Bo Walters	2	0	X	X	—	—	—	—	—	—	—	—	—	—
44	Allen Tolbert	0	0	—	—	—	—	—	—	—	—	—	—	—	—
45	Michael Hunt	5	0	X	—	—	—	X	—	X	X	X	—	—	—
45	Adrian Marcus	0	0	—	—	—	—	—	—	—	—	—	—	—	—
46	Aaron Feld	12	0	X	X	X	X	X	X	X	X	X	X	X	X



2009 IN REVIEW

No.	Name	GP	GS	9/5	9/12	9/19	9/26	10/3	10/10	10/17	10/24	10/31	11/14	11/21	11/28
				JSU	AU	VU	LSU	GT	UH	MT	UF	UK	UA	AR	UM
47	Chris Cameron	12	0	X	X	X	X	X	X	X	X	X	X	X	X
48	Emmanuel Gatling	12	0	X	X	X	X	X	X	X	X	X	X	X	X
49	Terrell Johnson	4	0	X	X	—	—	X	—	—	—	—	X	—	—
49	Ryan Elliot	0	0	—	—	—	—	—	—	—	—	—	—	—	—
50	Chris White	12	12	WLB	WLB	WLB	WLB	WLB	WLB	WLB	WLB	WLB	WLB	WLB	WLB
51	Deontae Skinner	0	0	—	—	—	—	—	—	—	—	—	—	—	—
52	Karlin Brown	5	0	X	X	—	—	X	X	—	—	—	X	—	—
54	Trevor Stigers	6	0	X	X	X	—	—	X	X	X	—	—	—	—
55	Quentin Saulsberry	12	12	LG	LG	LG	LG	LG	LG	LG	LG	LG	LG	LG	LG
56	Tyler Gregory	0	0	—	—	—	—	—	—	—	—	—	—	—	—
57	Johnathan McKenzie	0	0	—	—	—	—	—	—	—	—	—	—	—	—
58	Brandon Wilson	6	0	X	X	—	—	—	X	X	X	—	—	—	X
60	Devin Jones	12	0	X	X	X	X	X	X	X	X	X	X	X	X
61	Gabe Jackson	0	0	—	—	—	—	—	—	—	—	—	—	—	—
62	Addison Lawrence	12	12	RT	RT	RT	RT	RT	RT	RT	RT	RT	RT	RT	RT
63	Chris Spencer	1	0	X	—	—	—	—	—	—	—	—	—	—	—
64	Mark Lynn	1	0	—	—	—	—	—	X	—	—	—	—	—	—
65	Joshua Jackson	1	0	—	—	—	—	—	—	—	—	—	—	—	X
66	D.J. Looney	3	0	X	—	—	—	—	—	—	—	—	X	—	X
67	Tobias Smith	3	0	—	—	—	—	X	X	—	—	—	X	—	—
68	Templeton Hardy	1	0	X	—	—	—	—	—	—	—	—	—	—	—
69	Reggie Odom	10	0	X	X	X	X	X	X	—	X	X	X	—	X
70	J.C. Brignone	12	12	C	C	C	C	C	C	C	C	C	C	C	C
71	Sam Watts	0	0	—	—	—	—	—	—	—	—	—	—	—	—
72	John McMillan	12	0	X	X	X	X	X	X	X	X	X	X	X	X
74	Mark Melichar	12	0	X	X	X	X	X	X	X	X	X	X	X	X
75	Craig Jenkins	12	12	RG	RG	RG	RG	RG	RG	RG	RG	RG	RG	RG	RG
76	Phillip Freeman	11	0	X	X	X	X	X	X	—	X	X	X	X	X
77	Sam Latham	0	0	—	—	—	—	—	—	—	—	—	—	—	—
78	Michael Bufkin	0	0	—	—	—	—	—	—	—	—	—	—	—	—
79	Derek Sherrod	12	12	LT	LT	LT	LT	LT	LT	LT	LT	LT	LT	LT	LT
80	Andrew Ellard	10	0	X	—	—	X	X	X	X	X	X	X	X	X
81	O'Neal Wilder	12	10	WR	WR	X	WR	WR	X	WR	WR	WR	WR	WR	WR
82	Thomas Webb	11	0	X	X	X	—	X	X	—	X	X	X	X	X
83	Charles Bailey	1	0	X	—	—	—	—	—	—	—	—	—	—	—
84	Austin Wilbanks	1	0	X	—	—	—	—	—	—	—	—	—	—	—
85	Brandon Henderson	4	0	X	—	—	—	—	—	—	—	—	X	X	X
86	Major Sosebee	0	0	—	—	—	—	—	—	—	—	—	—	—	—
87	Chris Smith	10	2	X	X	WR	—	X	WR	X	X	—	X	X	X
88	Kendrick Cook	10	1	X	TE	X	X	X	X	X	X	—	—	X	X
89	Kyle Roberts	1	0	X	—	—	—	—	—	—	—	—	—	—	—
90	Pernell McPhee	12	12	DE	DE	DE	DE	DE	DE	DE	DE	DE	DE	DE	DE
91	Rodney Prince	1	0	X	—	—	—	—	—	—	—	—	—	—	—
92	Charles Burns	8	6	DT	DT	X	DT	DT	—	—	—	X	—	DT	DT
93	Brandon Cooper	6	5	DE	DE	—	DE	X	—	—	—	—	DE	—	DE
94	Fletcher Cox	12	4	X	X	X	X	X	X	DT	X	DT	DT	DE	X
95	Kyle Love	12	10	DT	DT	DT	DT	DT	DT	DT	DT	X	DT	X	X
96	Shane McCardell	9	0	X	X	X	X	X	X	X	—	—	X	—	X
97	Josh Boyd	12	3	X	X	X	X	X	X	X	DT	DT	X	DT	X
98	LaMarcus Williams	1	0	X	—	—	—	—	—	—	—	—	—	—	—
99	Sean Ferguson	12	4	X	X	X	X	X	DE	DE	DE	DE	DE	X	X

MEDIA INFORMATION

MISSISSIPPI STATE

2010 BULLDOGS

HISTORY

RECORDS



TEAM GAME BY GAME STATISTICS

Game	Score	1st Downs		Rushing	Passing	Tot. Off.	Punts	Fumbles	Penalties	3rd	Time of
		Tot Ru-Pa-Pe	No-Yds-TD	C-A-I Yds TD	Pl-Yds	No-Yds	F-L	No-Yds	Dns	Poss.	
Jackson State	7	9 4-4-1	34-62-1	8-20-2 132 0	54-194	5-173	6-3	15-95	2-11	28:58	
Mississippi State	45	20 11-9-0	45-238-2	16-25-0 172 3	70-410	2-98	4-2	12-152	6-13	31:02	
Mississippi State	24	14 6-7-1	38-167-1	11-21-2 130 1	59-297	6-271	0-0	10-89	5-14	28:57	
Auburn	49	29 18-8-3	59-390-5	11-24-0 199 1	83-589	5-144	2-0	5-40	6-13	31:03	
Mississippi State	15	18 14-4-0	56-260-1	10-18-0 81 0	74-341	8-321	1-1	3-40	2-15	38:09	
Vanderbilt	3	10 2-6-2	29-33-0	12-32-1 124 0	61-157	11-473	4-1	3-15	6-18	21:51	
LSU	30	12 3-9-0	31-30-0	15-28-0 233 2	59-263	7-301	2-0	8-65	2-13	25:58	
Mississippi State	26	21 13-6-2	46-151-2	17-40-3 223 1	86-374	5-205	2-1	2-10	8-19	33:52	
Georgia Tech	42	23 14-8-1	54-213-4	11-14-0 266 1	68-479	3-111	4-1	9-61	8-13	36:03	
Mississippi State	31	25 14-11-0	38-209-2	20-30-1 278 1	68-487	0-0	5-4	5-40	4-10	23:57	
Houston	31	31 11-20-0	25-119-0	39-52-2 434 4	77-553	2-85	0-0	2-32	6-12	27:10	
Mississippi State	24	26 14-11-1	51-330-2	15-25-2 160 0	76-490	2-60	2-2	8-60	6-12	32:50	
Mississippi State	27	19 6-10-3	50-178-3	14-20-0 155 0	70-333	7-257	2-0	7-45	5-17	37:51	
Middle Tennessee	6	14 2-11-1	25-45-0	19-39-4 206 0	64-248	7-246	0-0	8-90	4-14	22:09	
Florida	29	18 11-7-0	47-249-2	12-22-2 127 0	69-376	4-173	1-0	3-25	2-13	32:15	
Mississippi State	19	13 8-4-1	35-92-0	15-23-3 145 0	58-237	5-148	0-0	5-25	2-12	27:45	
Mississippi State	31	20 13-6-1	45-348-3	10-17-2 145 1	62-493	4-152	2-0	4-35	1-9	29:05	
Kentucky	24	19 11-7-1	48-189-3	11-19-1 119 0	67-308	4-170	2-2	2-20	6-14	30:55	
Alabama	31	17 12-5-0	40-252-2	13-18-0 192 2	58-444	5-206	0-0	3-25	4-11	31:36	
Mississippi State	3	11 5-4-2	37-114-0	9-20-3 99 0	57-213	5-198	1-0	2-14	2-13	28:24	
Mississippi State	21	18 16-2-0	55-327-3	8-13-0 49 0	68-376	6-228	3-2	7-65	3-12	32:24	
Arkansas	42	22 7-11-4	27-83-1	18-34-2 313 5	61-396	5-211	0-0	4-24	6-11	27:36	
Ole Miss	27	15 3-12-0	23-90-0	18-30-3 295 3	53-385	2-79	1-1	5-25	4-11	22:58	
Mississippi State	41	24 20-4-0	59-317-2	8-14-1 95 2	73-412	1-48	1-1	2-15	9-13	37:02	

MISCELLANEOUS TEAM STATISTICS

IN THE RED ZONE (20 YARDS AND IN)*

MSU SCORES/RED ZONE ENTRIES - 33-44 (75.0%)

Scores - 33

Touchdowns - 21 (Passing - 5, Rushing - 16), Field Goals - 12

Non-Scores - 11

Missed Field Goals - 3, Loss of Downs - 2, Punts - 0

Turnovers - 4 (Fumbles - 3, Interceptions - 2, Blocked Field Goal - 0)

End of half - 0; End of game - 1

OPPONENT SCORES/RED ZONE ENTRIES - 32-39 (82.1%)

Scores - 32

Touchdowns - 22 (Passing - 9, Rushing - 13), Field Goals - 10

Non-Scores - 7

Missed Field Goals - 2, Loss of Downs - 1, Punts - 0

Turnovers - 2 (Fumbles - 1, Interceptions - 3, Blocked Field Goal - 0)

End of half - 0; End of game - 0

* - Offensive series only; does not include overtimes

TURNOVERS

Takeaways - 25

Giveaways - 30

Difference - (-5)

Ratio Per Game: -0.420

Points Off TOs - MSU 92 (12 TD, 3 FG, 11 PAT[1], 0 PAT[2])

Opp. 109 (14 TD, 4 FG, 14 PAT[1], 0 PAT[2])

Points Off TOs/Game - MSU 7.7, Opp. 9.1

KICKOFFS

Touchbacks - 0 (0/62, 0.0%)

Opp. Returns - 57, 1253 yards (Avg. Return — 22.0)

Fair Catches - 0 • Out of Bounds - 2

Onside Kicks - 2 (0 recovered)

CONVERSIONS

3RD DOWN CONVERSIONS (BY QUARTER)

	1	2	3	4	OT	Total
MISSISSIPPI STATE	13-37	8-40	13-37	19-45	-	53-159
Pct.	.351	.200	.351	.422	-	.333
Opponents	9-34	18-47	14-39	15-34	-	56-154
Pct.	.265	.383	.359	.441	-	.364

3RD DOWN CONVERSIONS (BY DISTANCE)

3rd and:	1-3	4-6	7-10	11+	Total
MISSISSIPPI STATE	28-45	15-38	8-44	2-32	53-159
Pct.	.622	.395	.182	.063	.333
Opponents	27-47	12-39	12-41	5-27	56-154
Pct.	.574	.308	.293	.185	.364

4TH DOWN CONVERSIONS (BY QUARTER)

	1	2	3	4	OT	Total
MISSISSIPPI STATE	0-1	5-9	4-5	5-10	-	14-25
Pct.	.000	.556	.800	.500	-	.560
Opponents	3-8	1-1	1-1	4-8	-	9-18
Pct.	.375	1.00	1.00	.500	-	.500



INDIVIDUAL GAME BY GAME STATISTICS

RUSHING

Att.-Yds.-TD	#2 Elliott	#14 Relf	#16 Lee	#24 Dixon	#29 Ducre	#30 Stallworth
Jackson State	11-80-1	12-82-1	3-3-0	-	6-24-0	7-31-0
Auburn	2-(-1)-0	7-52-0	3-9-0	20-94-1	4-14-0	1-3-0
Vanderbilt	1-(-8)-0	9-44-0	6-18-1	21-123-0	9-62-0	5-16-0
LSU	0-0-0	2-4-0	5-10-0	27-106-2	7-30-0	3-15-0
Georgia Tech	5-27-0	3-16-0	6-22-0	18-106-0	4-18-1	0-0-0
Houston	5-16-0	-	12-68-0	21-134-2	9-87-0	3-24-0
Middle Tennessee	6-7-0	-	10-38-1	27-135-2	1-5-0	4-3-0
Florida	1-(-4)-0	8-34-0	9-(-5)-0	15-53-0	2-14-0	-
Kentucky	1-(-1)-0	2-60-0	3-27-0	33-252-2	3-9-1	0-0-0
Alabama	1-26-0	6-9-0	6-(-6)-0	22-81-0	-	0-0-0
Arkansas	7-62-0	12-68-0	7-(-21)-0	24-176-2	-	1-1-1
Ole Miss	4-24-0	15-131-1	4-12-0	29-133-1	-	2-2-0

RECEIVING

Rec.-Yds.-TD	#1 Bumphis	#3 Heavens	#6 McRae	#9 Berry	#28 Bowser	#30 Stallworth	#32 Green	#81 Wilder
Jackson State	2-22-2	1-(-4)-0	2-21-0	0-0-0	2-25-0	3-28-0	3-40-1	0-0-0
Auburn	1-8-0	0-0-0	3-33-0	4-60-0	0-0-0	0-0-0	1-3-0	1-25-0
Vanderbilt	3-15-0	2-11-0	0-0-0	3-17-0	0-0-0	0-0-0	1-23-0	1-15-0
LSU	4-24-0	0-0-0	2-7-0	3-42-0	0-0-0	0-0-0	5-100-1	2-51-0
Georgia Tech	6-123-1	0-0-0	0-0-0	2-17-0	0-0-0	1-13-0	3-25-0	1-9-0
Houston	3-43-0	2-10-0	1-18-0	2-34-0	0-0-0	0-0-0	4-37-0	0-0-0
Middle Tennessee	4-32-0	0-0-0	1-12-0	0-0-0	0-0-0	4-71-0	1-10-0	2-19-0
Florida	1-3-0	1-13-0	2-6-0	0-0-0	0-0-0	-	3-20-0	3-21-0
Kentucky	2-20-0	0-0-0	1-6-0	0-0-0	0-0-0	0-0-0	1-6-0	2-72-1
Alabama	2-28-0	0-0-0	0-0-0	0-0-0	0-0-0	0-0-0	0-0-0	1-12-0
Arkansas	1-5-0	0-0-0	2-13-0	0-0-0	0-0-0	0-0-0	3-17-0	1-12-0
Ole Miss	3-52-1	1-6-0	0-0-0	0-0-0	0-0-0	0-0-0	2-25-1	0-0-0

PASSING

Cmp-Att-Int-Yds-TD	#14 Relf	#16 Lee
Jackson State	7-10-0-75-3	9-14-0-97-0
Auburn	5-11-2-77-0	6-10-0-53-1
Vanderbilt	2-4-0-15-0	8-14-0-66-0
LSU	1-1-0-46-0	15-38-3-172-1
Georgia Tech	0-0-0-0-0	20-30-1-278-1
Houston	-	15-23-2-160-0
Middle Tennessee	-	14-20-0-155-0
Florida	0-0-0-0-0	15-23-3-145-0
Kentucky	0-0-0-0-0	10-17-2-145-1
Alabama	0-3-1-0-0	9-17-2-99-0
Arkansas	4-7-0-27-0	4-6-0-22-0
Ole Miss	3-5-0-43-2	5-9-1-52-0

FIELD GOALS

Made, Missed	#37 Brauchle	#40 DePasquale
Jackson State	38, 37, 25	-
Auburn	29	-
Vanderbilt	44, 27, 49	-
LSU	22	-
Georgia Tech	42	31
Houston	-	34, 51
Middle Tennessee	-	24, 36
Florida	-	43, 31
Kentucky	-	33
Alabama	-	36, 34
Arkansas	-	-
Ole Miss	-	28, 48

PUNTING

No.-Avg.-In 20	#38 Hutchins
Jackson State	2-49.0-1
Auburn	6-45.2-1
Vanderbilt	8-40.1-0
LSU	5-41.0-2
Georgia Tech	0-0-0
Houston	2-30.0-0
Middle Tennessee	7-36.7-3
Florida	4-37.0-1
Kentucky	4-38.0-0
Alabama	5-39.6-1
Arkansas	6-38.0-2
Ole Miss	1-48.0-0

TT-UT-AT-TFL-Sck.	#22 Chaney	#4 Mitchell	#90 McPhee	#92 Burns	#34 Wright	#50 White	#94 Cox	#18 Washington	#95 Love
Jackson State	5-2-3-0-0	3-3-0-0-0	0-0-0-0-0	3-1-2-1-0-0	2-1-1-2-0-1-0	2-1-1-0-0	2-2-0-2-0-1-0	1-1-0-1-0-0	1-1-0-0-0
Auburn	4-0-4-0-0	7-6-1-0-0	5-4-1-0-0	1-0-1-0-0	8-5-3-0-0	6-4-2-1-0-0	5-3-2-0-0	5-3-2-1-0-0	2-0-2-0-0
Vanderbilt	7-2-5-0-0	3-1-2-0-5-0	3-1-2-1-5-1-5	0-0-0-0-0	11-4-7-1-0-0	7-1-6-0-0	0-0-0-0-0	4-2-2-0-0	4-1-3-0-5-0-5
LSU	8-4-4-1-5-1-0	4-3-1-0-0	4-2-2-0-0	3-1-2-0-0	5-3-2-0-0	4-3-1-0-0	1-0-1-0-0	5-2-3-0-5-0	6-4-2-0-0
Georgia Tech	10-5-5-0-0	9-4-5-0-0	11-6-5-3-5-1-0	0-0-0-0-0	12-8-4-0-0	7-4-3-0-0	2-2-0-0-0	2-2-0-0-0	4-2-2-0-0
Houston	9-5-4-0-5-0-5	7-5-2-0-0	4-4-0-0-0	-	5-3-2-0-0	9-6-3-0-5-0-5	1-0-1-0-0	8-6-2-0-0	1-0-1-0-0
Middle Tennessee	3-2-1-0-0	2-1-1-0-0	2-2-0-1-0-0	-	4-3-1-0-0	7-7-0-2-0-0	4-3-1-1-5-0	1-1-0-0-0	2-2-0-0-0
Florida	12-4-8-1-0-0	5-1-4-0-0	4-2-2-1-5-1-5	-	8-1-7-1-5-1-0	6-3-3-0-0	4-1-3-0-0	15-7-8-1-0-0	3-1-2-0-0
Kentucky	15-5-10-1-5-0-5	6-2-4-0-0	5-2-3-1-5-0	-	10-5-5-1-0-0	8-6-2-0-5-0	2-1-1-0-0	8-4-4-1-0-0	3-1-2-1-0-1-0
Alabama	8-4-4-0-0	6-4-2-1-0-0	6-3-3-0-0	-	4-2-2-0-0	8-4-4-0-0	3-2-1-0-0	4-3-1-0-0	7-3-4-0-0
Arkansas	7-5-2-0-0	6-5-1-0-0	7-3-4-3-0-1-0	3-2-1-0-0	6-3-3-0-0	6-4-2-0-0	4-3-1-0-0	4-3-1-0-5-0	1-1-0-0-5-0
Ole Miss	2-2-0-0-0	6-4-2-0-0	5-3-2-0-0	2-1-1-0-0	7-3-4-0-5-0	5-1-4-0-0	1-0-1-0-0	3-3-0-0-0	1-0-1-0-0



MSU FOOTBALL TIMELINE

MEDIA INFORMATION

MISSISSIPPI STATE

2010 BULLDOGS

HISTORY

RECORDS

1892 - Mississippi A&M College faculty challenge a team of students on Thanksgiving Day to the first football game played on campus.

1895 - Mississippi A&M fields first team, coached by W.M. Matthews, and finishes the season with an 0-2 record.

1895 - Team captain W.M. Matthews chooses Maroon and White as team colors.

Oct. 10, 1896 - A&M loses 8-0 to Southwestern Baptist University (now Union University) in the first game played in Starkville, at the Starkville Fairgrounds.

1901 - After a four-year absence, football is revived at A&M under player-coach L.B. Harvey.

Oct. 28, 1901 - The Aggies earn the first victory in school history, a 17-0 triumph over Mississippi, the first game in the long and storied rivalry.

1903 - Mississippi A&M finishes its first undefeated season (under head coach Dan Martin) with a 3-0-2 record.

1905 - Mississippi A&M College builds Hardy Field, the school's first-ever football field.

1907 - Fred Furman becomes the first full-time head coach/athletic director.

1909 - W.D. Chadwick is hired as head coach and proceeds to lead Mississippi A&M to five consecutive winning seasons.

Jan. 1, 1912 - In its first and only game played outside of the United States, Mississippi A&M defeats Club Atletico de Cuba, 12-0 in Havana, Cuba.

1914 - A new field is built to replace Hardy Field, and for six years is referred to by the A&M student body as the "New Athletic Field."

1915 & 1916 - Under head coach E.C. Hayes, the Aggies defeat the University of Mississippi in consecutive years by a combined score of 101-0.

1917-19 - In three seasons as head coach, Sid Robinson compiles a .750 winning percentage—still the second-highest percentage in school history.

1920 - Students rename the football field "Scott Field," in honor of 1920 track star and Olympian Don Scott, the nation's premier half-miler and a football letterman in 1915 and 1916.

1922 - In his only season as head football coach, C.R. 'Dudy' Noble leads the Aggies to a 3-4-2 record, including a 19-13 win over Mississippi.

Nov. 25, 1927 - A&M loses to Mississippi in the debut of the "Battle for the Golden Egg," the football-shaped trophy students from the schools decided to award the winning team.

1932 - Mississippi A&M officially becomes Mississippi State College.

December 1932 - Mississippi State College becomes one of 13 charter members of the new Southeastern Conference.

1935 - Coach Ralph Sasse selects a Bulldog from Memphis named 'Ptolemy' as the school's first official game mascot, and the Maroons defeat Alabama 20-7.

1935 - Shortly following one of the school's greatest victories, State's 13-7 win over Army, a litter-mate of 'Ptolemy' becomes the first 'Bully.'

1936 - Scott Field undergoes its first expansion, seating as many as 26,000.

1936 - Under Sasse, the Maroons compile their first SEC winning record.

Jan. 1, 1937 - State competes in its first ever bowl game, a 13-12 loss to Duquesne in the 1937 Orange Bowl.

1937 - Chuck Gelatka becomes first State player selected in the NFL draft, a 10th-round pick of the New York Giants.

1940 - The Maroons compile their first 10-win season and finish with an undefeated 10-0-1 record.

Jan. 1, 1941 - Allyn McKeen's 'Maroon Machine' earns State's first bowl victory, 14-7 over Georgetown in the '41 Orange Bowl, and finishes season ranked No. 9 in AP poll.

1941 - Coach McKeen is named the SEC Coach of the Year, and end Erwin 'Buddy' Elrod becomes State's first consensus all-American, following the 1940 season.

1941 - State wins its first SEC title with a 4-0-1 league record, is ranked No. 16 in the final AP poll, but does not play in a bowl game due to the bombing of Pearl Harbor.

1942 - Maroons finish with an 8-2 record and a No. 18 final AP ranking.

1944 - Tom 'Shorty' McWilliams finishes 10th in the Heisman Trophy balloting, State's highest finish ever.

1948 - Scott Field undergoes second expansion that increases stadium capacity to 35,000.

1952 - Quarterback Jackie Parker sets the SEC single-season scoring record with 120 points (Parker currently stands No. 2 in that category).

1957 - Mississippi State finishes 6-2-1 and No. 14 in the final AP poll.

1958 - State College is granted university status and becomes Mississippi State University.

1961 - MSU adopts 'Bulldogs' as its nickname for athletic teams.

1963 - Under head coach Paul Davis, the Bulldogs finish 6-2-2 and receive the school's third bowl invitation, to the Liberty Bowl.

Dec. 21, 1963 - State defeats North Carolina State in the 1963 Liberty Bowl in Philadelphia, and finishes No. 11 in the final UPI poll.

Oct. 17, 1970 - Flanker David Smith sets the school receiving record with a 215-yard performance (12 catches, 2 TDs) vs. Texas Tech in Jackson.

Dec. 28, 1974 - Following an 8-3 season, Mississippi State defeats North Carolina 26-24 in the Sun Bowl at El Paso, Texas. The Bulldogs finish with a 9-3 record and ranked No. 17 in both the AP & UPI polls.

1980 - MSU records a remarkable 6-3 victory over No. 1 ranked Alabama.

October 1981 - After a 21-17 victory in Auburn, MSU climbs to a No. 7 national ranking, the highest in school history.

1982 - State defeats No. 6 LSU, 27-24 in the first night game at Scott Field. Portable lights were used to accommodate ABC-TV.

1986 - Former MSU QB Rocky Felker is named head coach and State proceeds to win five of its first six games and is ranked No. 13.

Dec. 9, 1990 - Jackie Sherrill is hired as MSU's head coach.

Oct. 1, 1992 - In front of the largest home-opening crowd in Scott Field history (38,886—since broken), and a national TV audience (ESPN), the 24th-ranked Bulldogs humble the 13th-ranked Florida Gators, 30-6.

Oct. 22, 1994 - Sophomore Derrick Taite shatters the MSU single-game passing mark with 466 yards in a 66-22 win over Tulane.

Nov. 16, 1996 - MSU defeats No. 8 Alabama 17-16 in Starkville, State's first victory over the Tide at Scott Field.

November 1998 - MSU defeats Alabama, Arkansas and Mississippi in succession to claim the SEC Western Division title. Senior James "J.J." Johnson crushes school records for rushing (237) and all-purpose yards (312) against Alabama.

Dec. 5, 1998 - State competes in the SEC Championship Game for the first time ever, falling to eventual national champion Tennessee 24-14 after holding a 14-10, fourth-quarter lead.

Nov. 6, 1999 - After a last-second win over Kentucky, State moves to 8-0 on the season and is ranked No. 8 nationally.

Dec. 30, 1999 - MSU caps one of the greatest years in school history, downing Clemson 17-7 in the Peach Bowl for a 10-2 overall record.

Summer 2000 - The largest expansion project in MSU athletic history begins with a \$30 million expansion of Scott Field.

Sept. 30 & Oct. 7, 2000 - MSU defeats #3 Florida and #15 Auburn, the eventual SEC Eastern and Western Division champions, in back-to-back weekends.

Nov. 11, 2000 - The Bulldogs defeat Alabama 29-7 at Scott Field to give coach Jackie Sherrill his 66th victory at MSU, making him the winningest coach in MSU history.

Dec. 31, 2000 - State defeated Texas A&M 43-41 in an exciting snow-filled overtime game to claim the Independence Bowl title. The game goes down as one of the most memorable games in MSU and bowl history.

Dec. 1, 2003 - Sylvester Croom is named Mississippi State's 31st head football coach.

Oct. 23, 2004 - After recording a season-opening win against Tulane, the Bulldogs get win number two of the Croom era with an upset of No. 20 Florida, 38-31, behind 174 yards and 2 TDs from Jerious Norwood.

Nov. 26, 2005 - Jerious Norwood rushes for 204 yards and scores four touchdowns despite missing most of the third quarter in State's 35-14 route of rival Ole Miss.

Nov. 4, 2006 - Mississippi State picks up a 24-16 victory in Tuscaloosa against Croom's alma mater, Alabama.

Nov. 10, 2007 - The Bulldogs defeat 21st-ranked Alabama for the second-straight season and secure bowl eligibility for the first time since the 2000 season.

Dec. 29, 2007 - Anthony Dixon's fourth-quarter touchdown secured a 10-3 victory for State in the 49th annual AutoZone Liberty Bowl in Memphis.

Dec. 11, 2008 - Dan Mullen is named Mississippi State's 32nd head football coach.

Nov. 28, 2009 - The Bulldogs close out Dan Mullen's first season with a 41-27 victory at home over Ole Miss.



ALL-TIME RESULTS

1895 (0-2)

0-0 H • 0-2 A • 0-0 N	W.M. Matthews
11/16 at Union	.0-21 L
12/7 at Memphis Athletic Club	.0-16 L

1896 (0-4)

0-1 H • 0-3 A • 0-0 N	J.B. Hildebrand
10/10 UNION	.0-8 L
10/24 at Alabama	.0-20 L
11/20 at LSU [Fri.]	.6-52 L
11/21 at New Orleans Athletic Club	.0-55 L

1901 (2-2-1)

1-0 H • 1-2-1 A • 0-0 N	L.B. Harvey
10/26 at Christian Brothers	.0-0 T
10/28 MISSISSIPPI [Mon.]	.17-0 W
11/2 at Meridian Athletic Club	.11-5 W
11/19 at Alabama [Tue.]	.6-24 L
11/26 at Alabama [Tue.]	.0-45 L

1902 (1-4-1)

0-3 H • 1-1-1 A • 0-0 N	L. Gwinn
10/17 CUMBERLAND [Fri.]	.6-15 L
10/25 MISSISSIPPI	.0-21 L
11/1 at Tulane	.11-11 T
11/8 at Alabama	.0-27 L
11/15 at Howard	.26-0 W
11/27 LSU [Thu.]	.0-6 L

1903 (3-0-2)

1-0 H • 1-0-2 A • 1-0 N	Dan Martin
10/16 Alabama (@ Columbus) [Fri.]	.11-0 W
10/24 at Meridian Athletic Club	.43-0 W
11/7 LSU	.11-0 W
11/14 at Mississippi	.6-6 T
12/5 at Tulane	.0-0 T

1904 (2-5)

2-1 H • 0-1 A • 0-3 N	Dan Martin
10/1 Vanderbilt (@ Columbus)	.0-30 L
10/15 Alabama (@ Columbus)	.0-6 L
10/22 Mississippi (@ Columbus)	.5-17 L
10/29 at Tulane	.0-10 L
11/11 TENNESSEE MED. COLL. [Fri.]	.59-0 W
11/18 CUMBERLAND [Fri.]	.5-27 L
11/25 LOUISIANA TECH [Fri.]	.32-5 W

1905 (3-4)

1-1 H • 1-2 A • 1-1 N	Dan Martin
10/14 at Alabama	.0-34 L
10/20 at Marion [Ala.] Mlt. Inst. [Fri.]	.38-0 W
10/27 Auburn (@ Columbus) [Fri.]	.0-18 L
11/11 HOWARD	.44-0 W
11/18 CUMBERLAND	.5-27 L
11/30 Mississippi (@ Jackson) [Thu.]	.11-0 W
12/2 at LSU	.0-15 L

1906 (2-2-1)

2-1 H • 0-0 A • 0-1-1 N	Dan Martin
9/29 HOWARD	.30-0 W
10/13 MARION [Ala.] MILITARY INST.	.62-0 W
10/26 LSU (@ Columbus) [Fri.]	.0-0 T
11/3 ALABAMA	.4-16 L
11/25 Mississippi (@ Jackson) [Sun.]	.5-29 L

1907 (6-3)

3-0 H • 1-2 A • 2-1 N	Fred Furman
10/2 SOUTHWESTERN [Wed.]	.7-0 W
10/10 at Sewanee [Thu.]	.0-38 L
10/12 at Howard	.12-5 W
10/19 UNION	.80-0 W
10/24 Mercer (@ Columbus) [Thu.]	.75-0 W
10/30 DRURY COLLEGE [Wed.]	.6-0 W
11/9 at LSU	.11-23 L
11/16 Tennessee (@ Memphis)	.4-11 L
11/28 Mississippi (@ Jackson) [Thu.]	.15-0 W

1908 (3-4)

2-0 H • 0-3 A • 1-1 N	Fred Furman
10/10 LOUISIANA TECH	.47-0 W
10/17 at Georgia Tech	.0-23 L
10/23 USL (@ Columbus) [Fri.]	.5-6 L
10/31 TRANSYLVANIA	.12-5 W
11/7 at LSU	.0-50 L
11/14 at Tulane	.0-23 L
11/20 Mississippi (@ Jackson) [Fri.]	.44-6 W

1909 (5-4)

3-0 H • 0-3 A • 2-1 N	W.D. Chadwick
10/2 BIRMINGHAM-SOUTHERN	.21-0 W
10/9 CUMBERLAND	.34-6 W
10/16 at LSU	.0-15 L
10/22 S'Western (@ Columbus) [Fri.]	.31-0 W
10/30 at Tulane	.0-2 L
11/2 Union (@ Columbus) [Tue.]	.25-0 W
11/8 at Howard [Mon.]	.0-6 L
11/13 CHATTANOOGA	.37-6 W
11/25 Mississippi (@ Jackson) [Thu.]	.5-9 L

1910 (7-2)

5-0 H • 1-1 A • 1-1 N	W.D. Chadwick
10/1 MISSISSIPPI COLLEGE	.24-0 W
10/8 at Auburn	.0-6 L
10/15 MEMPHIS [UNIVERSITY OF]	.6-0 W
10/21 LSU (@ Columbus) [Fri.]	.3-0 W
10/31 TENNESSEE [Mon.]	.48-0 W
11/5 at Tulane	.10-0 W
11/12 BIRMINGHAM-SOUTHERN	.46-0 W
11/18 HOWARD [Fri.]	.82-0 W
11/24 Mississippi (@ Jackson) [Thu.]	.0-30 L

1911 (7-2-1)

4-1 H • 1-0 A • 2-1-1 N	W.D. Chadwick
9/29 MISSISSIPPI COLLEGE [Fri.]	.27-6 W
10/7 SOUTHWESTERN	.30-0 W
10/14 HOWARD [Fri.]	.48-0 W
10/20 Alabama (@ Columbus) [Fri.]	.6-6 T
10/27 Auburn (@ Birmingham) [Fri.]	.5-11 L
11/3 BIRMINGHAM-STHRN [Fri.]	.62-0 W
11/11 LSU (@ Gulfport)	.6-0 W
11/20 TULANE [Mon.]	.4-5 L
11/30 Mississippi (@ Jackson) [Thu.]	.6-0 W
1/1 at Havana [Cuba] AC [Mon.]	.12-0 W

1912 (4-3)

2-0 H • 1-1 A • 1-2 N	W.D. Chadwick
10/4 MISSISSIPPI COLLEGE [Fri.]	.19-0 W
10/12 TENNESSEE MED. COLLEGE	.32-0 W
10/18 Alabama (@ Aberdeen) [Fri.]	.7-0 W
10/26 Auburn (@ Birmingham, Ala.)	.0-7 L
11/2 at LSU	.7-0 W
11/9 at Tulane	.24-27 L
11/28 Texas A&M (@ Houston) [Thu.]	.7-41 L

1913 (6-1-1)

3-0-1 H • 1-0 A • 2-1 N	W.D. Chadwick
10/4 HOWARD	.66-0 W
10/10 MISSISSIPPI COLLEGE [Fri.]	.1-0 W
10/17 Transylvania (@ Columbus) [Fri.]	.31-0 W
10/25 Auburn (@ Birmingham, Ala.)	.0-34 L
11/1 at Texas A&M	.6-0 W
11/8 TULANE	.32-0 W
11/15 LSU	.0-0 T
11/27 Alabama (@ Birmingham) [Thu.]	.7-0 W

1914 (6-2)

3-0 H • 1-1 A • 2-1 N	E.C. Hayes
10/3 MARION [Ala.] MILITARY INST.	.54-0 W
10/10 CUMBERLAND	.77-0 W
10/17 at Kentucky	.13-19 L
10/24 Auburn (@ Birmingham, Ala.)	.0-19 L
10/31 at Georgia	.9-0 W
11/7 MERCER	.66-0 W
11/14 Tulane (@ Jackson)	.61-0 W
11/26 Alabama (@ Birmingham) [Thu.]	.9-0 W

1915 (5-2-1)

1-0-1 H • 1-1 A • 3-1 N	E.C. Hayes
10/2 Mississippi College (@ Jackson)	.12-0 W
10/9 TRANSYLVANIA	.0-0 T
10/16 KENTUCKY	.12-0 W
10/23 Auburn (@ Birmingham, Ala.)	.0-26 L
10/30 at LSU	.0-10 L
11/6 Mississippi (@ Tupelo)	.65-0 W
11/13 at Tennessee	.14-0 W
11/25 Texas A&M (@ Dallas) [Thu.]	.7-0 W

1916 (4-4-1)

1-1 H • 1-1-1 A • 2-2 N	E.C. Hayes
10/6 Miss. Coll. (@ Aberdeen) [Fri.]	.6-13 L
10/14 at Chattanooga	.33-0 W
10/21 TRANSYLVANIA	.13-0 W
10/27 Auburn (@ Birmingham) [Fri.]	.3-7 L
11/3 Mississippi (@ Tupelo) [Fri.]	.36-0 W
11/11 LSU	.3-13 L
11/18 at Kentucky	.3-13 L
11/20 at Maryville College [Mon.]	.7-7 T
11/30 Arkansas (@ Memphis) [Thu.]	.20-7 W

1917 (6-1)

3-0 H • 1-0 A • 2-1 N	Sid Robinson
10/5 MARION [Ala.] Mlt. Inst. [Fri.]	.18-6 W
10/13 MISSISSIPPI COLLEGE	.68-0 W
10/27 Auburn (@ Birmingham, Ala.)	.6-13 L
11/3 Mississippi (@ Tupelo)	.41-14 W
11/10 KENTUCKY	.14-0 W
11/17 at LSU	.9-0 W
11/29 Haskell Inst. (@ Memphis) [Thu.]	.7-6 W

1918 (3-2)

2-2 H • 1-0 A • 0-0 N	Sid Robinson
11/2 PAYNE [AR] FIELD	.6-7 L
11/9 CAMP SHELBY [Tenn.]	.12-0 W
11/16 PARK FIELD	.0-6 L
11/28 MISSISSIPPI [Thu.]	.34-0 W
12/7 at Mississippi	.13-0 W

1919 (6-2)

4-0 H • 1-0 A • 1-2 N	Sid Robinson
10/4 SPRING HILL [Tenn.] COLLEGE	.12-6 W
10/11 MISSISSIPPI COLLEGE	.56-7 W
10/18 at Tennessee	.6-0 W
10/25 HOWARD	.39-0 W
11/1 LSU	.6-0 W
11/8 Mississippi (@ Clarksdale)	.33-0 W
11/15 Auburn (@ Birmingham, Ala.)	.0-7 L
11/27 Alabama (@ Birmingham) [Thu.]	.6-14 L

ALL-TIME RESULTS



MEDIA INFORMATION

MISSISSIPPI STATE

2010 BULLDOGS

HISTORY

RECORDS

1920 (5-3)
3-0 H • 1-2 A • 1-1 N Fred Holtkamp

10/2	MISSISSIPPI COLLEGE	.27-0	W
10/9	at Indiana	.0-24	L
10/16	SOUTHERN MLT. ACADEMY	.33-0	W
10/23	at LSU	.12-7	W
10/30	TENNESSEE	.13-7	W
11/6	Mississippi (@ Greenwood)	.20-0	W
11/13	at Tulane	.0-6	L
11/25	Alabama (@ Birmingham) [Thu.]	.7-24	L

1921 (4-4-1)
2-1 H • 0-2 A • 2-1-1 N Fred Holtkamp

10/1	BIRMINGHAM-SOUTHERN	.20-7	W
10/8	OUACHITA	.21-6	W
10/15	Miss. College (@ Jackson)	.14-13	W
10/22	at Tulane	.0-7	L
10/29	Mississippi (@ Greenwood)	.21-0	W
11/5	Tennessee (@ Memphis)	.7-14	L
11/11	at Texas [Fri.]	.7-54	L
11/24	Alabama (@ Birmingham) [Thu.]	.7-7	T
12/3	LSU	.14-17	L

1922 (3-4-2)
1-1-2 H • 1-1 A • 1-2 N C.R. "Dudy" Noble

10/7	BIRMINGHAM-SOUTHERN	.14-0	W
10/14	HOWARD	.0-0	T
10/21	Mississippi (@ Jackson)	.19-13	W
10/28	at Tulane	.0-26	L
11/4	OUACHITA	.7-7	T
11/11	Tennessee (@ Memphis)	.3-31	L
11/18	at LSU	.7-0	W
11/25	DRAKE	.6-48	L
11/30	Alabama (@ Birmingham) [Thu.]	.0-59	L

1923 (5-2-2)
4-0 H • 0-0-1 A • 1-2-1 N Earl Able

10/6	MILLSAPS COLLEGE	.28-6	W
10/13	OUACHITA	.6-0	W
10/20	Mississippi (@ Jackson)	.13-6	W
10/27	Tennessee (@ Memphis)	.3-7	L
11/3	at Vanderbilt	.0-0	T
11/10	UNION	.6-0	W
11/17	Illinois (@ Urbana, Ill.)	.0-27	L
11/24	Florida (@ Jacksonville, Fla.)	.13-13	T
12/1	LSU	.14-7	W

1924 (5-4)
2-1 H • 1-2 A • 2-1 N Earl Able

10/4	MILLSAPS COLLEGE	.28-6	W
10/11	OUACHITA	.0-12	L
10/18	Mississippi (@ Jackson)	.20-0	W
10/25	Tennessee (@ Memphis)	.7-2	W
11/1	at Tulane	.14-6	W
11/8	at Vanderbilt	.0-18	L
11/15	MISSISSIPPI COLLEGE	.7-6	W
11/22	Florida (@ Montgomery, Ala.)	.0-27	L
11/27	at Washington [St. Louis] [Thu.]	.6-12	L

1925 (3-4-1)
2-0-1 H • 0-3 A • 1-1 N Bernie Bierman

10/3	MILLSAPS COLLEGE	.34-0	W
10/10	OUACHITA	.3-3	T
10/17	at Tulane	.3-25	L
10/24	Mississippi (@ Jackson)	.6-0	W
10/31	at Alabama	.0-6	L
11/7	MISSISSIPPI COLLEGE	.46-0	W
11/14	at Tennessee	.9-14	L
11/21	Florida (@ Tampa, FL)	.0-12	L

1926 (5-4)
2-2 H • 2-1 A • 1-1 N Bernie Bierman

9/25	at Birmingham-Southern	.19-7	W
10/2	MISSISSIPPI COLLEGE	.41-0	W
10/9	Alabama (@ Meridian)	.7-26	L
10/16	MILLSAPS COLLEGE	.34-0	W
10/23	LSU (@ Jackson)	.7-6	W
10/30	TENNESSEE	.0-33	L
11/6	at Tulane	.14-0	W
11/13	at Indiana	.6-19	L
11/25	MISSISSIPPI [Thu.]	.6-7	L

1927 (5-3)
3-0 H • 1-2 A • 1-1 N J.W. Hancock

10/1	BIRMINGHAM-SOUTHERN	.27-0	W
10/8	LOUISIANA TECH	.14-0	W
10/15	at Tulane	.13-6	W
10/22	LSU (@ Jackson)	.7-9	L
10/29	at Alabama	.7-13	L
11/12	Auburn (@ Birmingham, Ala.)	.7-0	W
11/18	MILLSAPS COLLEGE [Fri.]	.6-0	W
11/25	at Mississippi [Fri.]	.12-20	L

1928 (2-4-2)
1-2-1 H • 0-0-1 A • 1-2 N J.W. Hancock

9/29	OUACHITA	.20-6	W
10/6	Tulane (@ Jackson)	.6-51	L
10/13	ALABAMA	.0-46	L
10/21	LSU (@ Jackson) [Sun.]	.0-31	L
11/3	at Michigan State	.6-6	T
11/10	CENTENARY	.6-6	T
11/17	Auburn (@ Birmingham, Ala.)	.13-0	W
11/29	MISSISSIPPI [Thu.]	.19-20	L

1929 (1-5-2)
1-1-1 H • 0-2-1 A • 0-2 N J.W. Hancock

9/27	HENDERSON-BROWN [Fri.]	.0-7	L
10/5	at Georgia Tech	.13-27	L
10/12	at Tulane	.0-34	L
10/19	LSU (@ Jackson)	.6-31	L
11/2	MISSISSIPPI COLLEGE	.6-0	W
11/9	Michigan State (@ Jackson)	.19-33	L
11/16	MILLSAPS COLLEGE	.0-0	T
11/28	at Mississippi [Thu.]	.7-7	T

1930 (2-7)
0-4 H • 0-2 A • 2-1 N Chris Cagle

9/27	SOUTHWESTERN	.0-14	L
10/4	Mississippi College (@ Jackson)	.12-13	L
10/11	MILLSAPS COLLEGE	.13-19	L
10/18	LSU (@ Jackson)	.8-6	W
10/25	at North Carolina State	.0-14	L
11/1	at Tulane	.0-53	L
11/8	HENDERSON STATE	.7-25	L
11/15	Auburn (@ Birmingham, Ala.)	.7-6	W
11/27	MISSISSIPPI [Thu.]	.0-20	L

1931 (2-6)
1-2 H • 0-3 A • 0-1 N Ray Dauber

9/26	at Millsaps College	.10-7	W
10/3	MISSISSIPPI COLLEGE	.2-6	L
10/10	Alabama (@ Meridian, Miss.)	.0-53	L
10/17	at LSU	.0-31	L
10/31	at Tulane	.7-59	L
11/7	NORTH CAROLINA STATE	.0-6	L
11/14	SOUTHWESTERN	.14-0	W
11/26	at Mississippi [Thu.]	.14-25	L

1932 (3-5)
2-1 H • 0-2 A • 1-2 N Ray Dauber

10/1	Alabama (@ Montgomery)	.0-53	L
10/8	Miss. College (@ Jackson)	.18-7	W
10/15	LSU (@ Monroe, La.)	.0-24	L
10/22	MILLSAPS COLLEGE	.9-8	W
10/27	at Indiana [Thu.]	.0-19	L
11/5	at Tennessee	.0-31	L
11/12	SOUTHWESTERN	.6-0	W
11/24	MISSISSIPPI [Thu.]	.0-13	L

1933 (3-6-1, 1-5-1 SEC)
3-0 H • 0-5-1 A • 0-1 N Ross McKechnie

9/30	MILLSAPS COLLEGE	.12-0	W
10/7	* at Tennessee	.0-20	L
10/14	* at Alabama	.0-18	L
10/21	* at Vanderbilt	.7-7	T
10/27	at Southwestern [Fri.]	.0-6	L
11/4	MISSISSIPPI COLLEGE	.18-0	W
11/11	* at Tulane	.0-33	L
11/18	* SEWANEE	.26-13	W
11/25	* LSU (@ Monroe, LA)	.6-21	L
12/2	* at Mississippi	.0-31	L

1934 (4-6, 0-5 SEC)
1-1 H • 3-4 A • 0-1 N Ross McKechnie

9/21	at Howard [Fri.]	.13-7	W
9/29	* at Vanderbilt	.0-7	L
10/5	MILLSAPS COLLEGE [Fri.]	.6-7	L
10/13	* at Alabama	.0-41	L
10/20	at Southwestern	.21-6	W
10/26	MISSISSIPPI COLLEGE [Fri.]	.13-6	W
11/3	* at LSU	.3-25	L
11/10	* at Tennessee	.0-14	L
11/17	at Loyola [New Orleans]	.20-6	W
12/1	* Mississippi (@ Jackson)	.3-7	L

1935 (8-3, 2-3 SEC)
3-0 H • 5-3 A • 0-0 N Ralph Sasse

9/20	HOWARD [Fri.]	.19-6	W
9/28	* at Vanderbilt	.9-14	L
10/4	MILLSAPS COLLEGE [Fri.]	.45-0	W
10/12	* at Alabama	.20-7	W
10/18	at Loyola [New Orleans] [Fri.]	.6-0	W
10/26	at Xavier [Ohio]	.7-0	W
11/2	at Army	.13-7	W
11/9	* at LSU	.13-28	L
11/15	* at Mississippi Southern [Fri.]	.27-0	W
11/23	* SEWANEE	.25-0	W
11/30	* at Mississippi	.6-14	L

1936 (7-3-1, 3-2 SEC)
4-0 H • 1-2 A • 2-1-1 N Ralph Sasse

9/26	MILLSAPS COLLEGE	.20-0	W
10/3	HOWARD	.35-0	W
10/10	* at Alabama	.0-7	L
10/17	Loyola [N.O.] (@ Meridian)	.32-0	W
10/24	TCU (@ Dallas, TX)	.0-0	T
10/31	* Sewanee (@ Jackson)	.68-0	W
11/7	* at LSU	.0-12	L
11/21	* MISSISSIPPI	.26-6	W
11/28	MERCER	.32-0	W
12/5	* at Florida	.7-0	W

ORANGE BOWL (@ MIAMI, FL)
 1/1 Duquesne [Fri.] .12-13 L



ALL-TIME RESULTS

MEDIA INFORMATION

MISSISSIPPI STATE

2010 BULLDOGS

HISTORY

RECORDS

1937 (5-4-1, 3-2 SEC)

4-1 H • 1-1-1 A • 0-2 N		Ralph Sasse	
9/25	DELTA STATE	.39-0	W
10/2	HOWARD	.38-0	W
10/9	Texas A&M (@ Tyler, TX)	.0-14	L
10/16	* Auburn (@ Birmingham, Ala.)	.7-33	L
10/23	* FLORIDA (HC)	.14-13	W
10/30	at Centenary	.0-0	T
11/6	* at LSU	.0-41	L
11/12	* SEWANEE [Fri.]	.12-0	W
11/30	* at Mississippi [Tue.]	.9-7	W
12/4	DUQUESNE	.0-9	L

1938 (4-6, 1-4 SEC)

3-1 H • 1-3 A • 0-2 N		Spike Nelson	
9/25	HOWARD [Sun.]	.19-0	W
10/1	* FLORIDA (HC)	.22-0	W
10/8	LOUISIANA TECH	.48-0	W
10/14	* Auburn (@ Montgomery) [Fri.]	.6-20	L
10/21	at Duquesne [Fri.]	.12-7	W
10/29	* at Tulane	.0-27	L
11/5	* at LSU	.7-32	L
11/12	Centenary (@ Meridian)	.0-19	L
11/19	at Southwestern	.3-7	L
11/26	* MISSISSIPPI	.6-19	L

1939 (8-2, 3-2 SEC)

4-0 H • 3-1 A • 1-1 N		Allyn McKeen	
9/23	HOWARD	.45-0	W
9/30	Arkansas (@ Memphis)	.19-0	W
10/7	* at Florida	.14-0	W
10/14	* Auburn (@ Birmingham, Ala.)	.0-7	L
10/21	SOUTHWESTERN	.37-0	W
10/28	* at Alabama	.0-7	L
11/4	B'HAM-SOUTHERN (HC)	.28-0	W
11/11	* at LSU	.15-12	W
11/18	MILLSAPS COLLEGE	.40-0	W
11/25	* at Mississippi	.18-6	W

1940 (10-0-1, 4-0-1 SEC)

4-0 H • 5-0 A • 1-0-1 N		Allyn McKeen	
9/28	* at Florida	.27-7	W
10/5	USL	.20-0	W
10/12	* Auburn (@ Birmingham, Ala.)	.7-7	T
10/19	HOWARD (HC)	.40-7	W
10/26	at North Carolina State	.26-10	W
11/2	at Southwestern (#20-NR)	.13-0	W
11/9	* at LSU (#19-NR)	.22-7	W
11/16	MILLSAPS (#15-NR)	.46-13	W
11/23	* MISSISSIPPI (#16-#11)	.19-0	W
11/30	* at Alabama (#11-NR)	.13-0	W

ORANGE BOWL (@ MIAMI, FL)

1/1	Georgetown (#9-#13) [Wed.]	.14-7	W
-----	----------------------------	-------	---

1941 (8-1-1, 4-0-1 SEC)

SEC CHAMPIONS

3-0 H • 4-1-1 A • 1-0 N		Allyn McKeen	
9/27	* FLORIDA	.6-0	W
10/4	* at Alabama (#19-NR)	.14-0	W
10/11	* at LSU	.0-0	T
10/25	UNION (HC)	.56-7	W
11/1	at Southwestern (#17-NR)	.20-6	W
11/8	* Auburn (@ B'ham) (#16-NR)	.14-7	W
11/15	at Duquesne (#13-#10)	.0-16	L
11/22	MILLSAPS COLLEGE	.49-6	W
11/29	* at Mississippi (NR-#14)	.6-0	W
12/6	at San Francisco (#16-NR)	.26-13	W

1942 (8-2, 5-2 SEC)

3-0 H • 3-2 A • 2-0 N		Allyn McKeen	
9/26	UNION	.35-2	W
10/3	* at Alabama	.6-21	L
10/10	* at LSU	.6-16	L
10/17	* at Vanderbilt (NR-#12)	.33-0	W
10/24	* at Florida (#16-NR)	.26-12	W
10/31	* Auburn (@ Birmingham, Ala.)	.6-0	W
11/7	* at Tulane	.7-0	W
11/14	DUQUESNE (HC)	.28-6	W
11/28	* MISSISSIPPI (#16-NR)	.34-13	W
12/5	USF (@ Memphis) (#18-NR)	.19-7	W

1943 No Team (World War II)

1944 (6-2, 3-2 SEC)

3-0 H • 1-2 A • 2-0 N		Allyn McKeen	
9/30	JACKSON [Miss.] AFB	.41-0	W
10/7	MILLSAPS COLLEGE	.56-0	W
10/14	ARKANSAS A&M	.49-20	W
10/21	* at LSU	.13-6	W
11/4	* Kentucky (@ Memphis)	.26-0	W
11/11	* Auburn (@ B'ham) (#19-NR)	.26-21	W
11/18	* at Alabama (#16-NR)	.0-19	L
11/25	* at Mississippi	.8-13	L

1945 (6-3, 2-3 SEC)

3-1 H • 1-2 A • 2-0 N		Allyn McKeen	
9/29	USL	.31-0	W
10/6	* Auburn (@ Birmingham)	.20-0	W
10/13	Detroit (@ Memp.) (#20-NR)	.41-6	W
10/20	MAXWELL FIELD (#20-NR)	.16-6	W
11/3	* at Tulane (#15-#17)	.13-14	L
11/10	* at LSU (NR-#14)	.27-20	W
11/17	N'WESTERN ST. (#16-NR)	.54-0	W
11/24	* MISSISSIPPI (#15-NR)	.6-7	L
12/1	* at Alabama	.13-55	L

1946 (8-2, 3-2 SEC)

3-0 H • 3-2 A • 2-0 N		Allyn McKeen	
9/29	CHATTANOOGA [Sun.]	.41-7	W
10/5	* at LSU	.6-13	L
10/12	at Michigan State	.6-0	W
10/19	San Francisco (@ Memphis)	.48-20	W
10/26	* at Tulane	.14-7	W
11/2	MURRAY STATE (HC)	.69-0	W
11/9	* Auburn (@ Birmingham)	.33-0	W
11/16	NORTHWESTERN [LA] STATE	.27-0	W
11/23	* at Mississippi	.20-0	W
11/30	* at Alabama (#19-NR)	.7-24	L

1947 (7-3, 2-2 SEC)

4-1 H • 2-2 A • 1-0 N		Allyn McKeen	
9/26	CHATTANOOGA [Fri.]	.19-0	W
10/4	at Michigan State	.0-7	L
10/11	at San Francisco	.21-14	W
10/18	DUQUESNE	.34-0	W
10/25	HARDIN-SIMMONS (HC)	.27-7	W
11/1	* at Tulane	.20-0	W
11/8	* Auburn (@ Birmingham, Ala.)	.14-0	W
11/15	* at LSU	.6-21	L
11/22	MISSISSIPPI SOUTHERN	.14-7	W
11/29	* MISSISSIPPI	.14-33	L

1948 (4-4-1, 3-3 SEC)

1-2 H • 2-2 A • 1-0-1 N		Allyn McKeen	
9/25	* at Tennessee	.21-6	W
10/2	Baylor (@ Memphis)	.7-7	T
10/9	CLEMONT	.7-21	L
10/16	CINCINNATI (HC)	.27-0	W
10/23	* ALABAMA	.7-10	L
10/30	* at Tulane (NR-#19)	.0-9	L
11/6	* Auburn (@ Birmingham, Ala.)	.20-0	W
11/13	* at LSU	.7-0	W
11/27	* at Mississippi	.7-34	L

1949 (0-8-1, 0-6 SEC)

0-2 H • 0-6-1 A • 0-0 N		Slick Morton	
9/24	* at Tennessee	.0-10	L
10/1	BAYLOR (HC)	.6-14	L
10/8	at Clemon	.7-7	T
10/15	at Cincinnati	.0-19	L
10/22	* at Alabama	.6-35	L
10/29	* at Tulane	.6-54	L
11/5	* at Auburn	.6-25	L
11/12	* at LSU	.7-34	L
11/26	* MISSISSIPPI	.0-26	L

1950 (4-5, 3-4 SEC)

3-1 H • 1-3 A • 0-1 N		Slick Morton	
9/23	ARKANSAS STATE	.67-0	W
9/30	* TENNESSEE	.7-0	W
10/7	Baylor (@ Shreveport, LA)	.7-14	L
10/14	* at Georgia	.0-27	L
10/28	* at Alabama	.7-14	L
11/4	* AUBURN	.27-0	W
11/11	* KENTUCKY (HC) (NR-#4)	.21-48	L
11/18	* at LSU	.13-7	W
12/2	* at Mississippi	.20-27	L

1951 (4-5, 2-5 SEC)

2-2 H • 2-3 A • 0-0 N		Slick Morton	
9/22	ARKANSAS STATE	.32-0	W
9/29	* at Tennessee	.0-14	L
10/6	* GEORGIA (NR-#13)	.6-0	W
10/13	* at Kentucky	.0-27	L
10/27	* ALABAMA (HC)	.0-7	L
11/3	* at Tulane	.10-7	W
11/10	at Memphis State	.27-20	W
11/17	* at LSU	.0-3	L
12/1	* MISSISSIPPI	.7-49	L

1952 (5-4, 3-4 SEC)

3-0 H • 2-3 A • 0-1 N		Murray Warmath	
9/27	* Tennessee (@ Memphis)	.7-14	L
10/4	ARKANSAS STATE	.41-14	W
10/11	NORTH TEXAS STATE	.14-0	W
10/18	* KENTUCKY (HC)	.27-14	W
10/25	* at Alabama	.19-42	L
11/1	* at Tulane	.21-34	L
11/8	* at Auburn	.49-34	W
11/15	* at LSU	.33-14	W
11/29	* at Mississippi	.14-20	L

1953 (5-2-3, 3-1-3 SEC)

1-0-2 H • 4-1-1 A • 0-1 N		Murray Warmath	
9/19	at Memphis State	.34-6	W
9/26	* at Tennessee	.26-0	W
10/3	NORTH TEXAS STATE	.21-6	W
10/10	* AUBURN (HC) (#13-NR)	.21-21	T
10/17	* at Kentucky	.13-32	L
10/24	* at Alabama	.7-7	T
10/31	Texas Tech (@ Jackson)	.20-27	L
11/7	* at Tulane	.21-0	W
11/14	* at LSU	.26-13	W
11/28	* MISSISSIPPI	.7-7	T

ALL-TIME RESULTS



MEDIA INFORMATION

1954 (6-4, 3-3 SEC)

3-0 H • 3-3 A • 0-1 N		Darrell Royal	
9/18	MEMPHIS STATE	27-7	W
9/25	* Tennessee (@ Memphis)	7-19	L
10/2	ARKANSAS STATE	46-13	W
10/9	* at Tulane	14-0	W
10/15	at Miami [FL] [Fri.]	13-27	L
10/23	* at Alabama	12-7	W
10/30	* at Florida	0-7	L
11/6	NORTH TEXAS STATE (HC)	48-26	W
11/13	* at LSU	25-0	W
11/27	* at Mississippi	0-14	L

1955 (6-4, 4-4 SEC)

3-1 H • 3-3 A • 0-0 N		Darrell Royal	
9/17	* at Florida	14-20	L
9/24	* at Tennessee	13-7	W
10/1	MEMPHIS STATE	33-0	W
10/8	* TULANE (HC)	14-0	W
10/15	* at Kentucky (NR-#20)	20-14	W
10/22	* at Alabama	26-7	W
10/29	NORTH TEXAS STATE	20-7	W
11/5	* at Auburn (#20-#14)	26-27	L
11/12	* at LSU	7-34	L
11/26	* MISSISSIPPI	0-26	L

1956 (4-6, 2-5 SEC)

2-1 H • 2-5 A • 0-0 N		Wade Walker	
9/22	* FLORIDA	0-26	L
9/29	at Houston	7-18	L
10/6	* at Georgia	19-7	W
10/13	TRINITY (HC)	18-6	W
10/20	ARKANSAS STATE	19-9	W
10/27	* at Alabama	12-13	L
11/3	* at Tulane	14-20	L
11/10	* at Auburn	20-27	L
11/17	* at LSU	32-13	W
12/1	* at Mississippi	7-13	L

1957 (6-2-1, 4-2-1 SEC)

2-0-1 H • 3-1 A • 1-1 N		Wade Walker	
9/28	MEMPHIS STATE	10-6	W
10/5	* at Tennessee	9-14	L
10/12	ARKANSAS STATE (HC)	47-13	W
10/19	* at Florida	29-20	W
10/26	* at Alabama	25-13	W
11/2	* Tulane (@ Jackson)	27-6	W
11/9	* Auburn (@ B'ham) (#17-#3)	7-15	L
11/16	* at LSU	14-6	W
11/30	* MISSISSIPPI	7-7	T

1958 (3-6, 1-6 SEC)

2-1 H • 1-3 A • 0-2 N		Wade Walker	
9/27	* at Florida (#11-#18)	14-7	W
10/4	* Tennessee (@ Memphis)	8-13	L
10/11	MEMPHIS STATE	28-6	W
10/18	ARKANSAS STATE	38-0	W
10/25	* ALABAMA (HC)	7-9	L
11/1	* at Kentucky	12-33	L
11/8	* at Auburn (NR-#5)	14-33	L
11/15	* LSU (@ Jackson)	6-7	L
11/29	* at Mississippi	0-21	L

1959 (2-7, 0-7 SEC)

2-1 H • 0-4 A • 0-2 N		Wade Walker	
9/26	* at Florida (NR-#19)	13-14	L
10/3	* at Tennessee	6-22	L
10/10	ARKANSAS STATE	49-14	W
10/17	* Georgia (@ Atlanta, GA)	0-15	L
10/24	MEMPHIS STATE (HC)	28-23	W
10/31	* at Alabama	0-10	L
11/7	* Auburn (@ B'ham) (NR-#8)	0-31	L
11/14	* at LSU	0-27	L
11/28	* MISSISSIPPI	0-42	L

MISSISSIPPI STATE

2010 BULLDOGS

HISTORY

RECORDS

1960 (2-6-1, 0-5-1 SEC)

2-2 H • 0-4 A • 0-0-1 N		Wade Walker	
9/24	HOUSTON	10-14	L
10/1	* Tennessee (@ Memphis)	0-0	T
10/8	ARKANSAS STATE	29-9	W
10/15	* at Georgia	17-20	L
10/22	MEMPHIS STATE	21-0	W
10/29	* ALABAMA (HC)	0-7	L
11/5	* at Auburn	12-27	L
11/12	* at LSU	3-7	L
11/26	* at Mississippi	9-35	L

1961 (5-5, 1-5 SEC)

1-1 H • 2-3 A • 2-1 N		Wade Walker	
9/23	Texas Tech (@ Jackson)	6-0	W
9/30	at Houston	10-7	W
10/7	* at Tennessee	3-17	L
10/14	ARKANSAS STATE (HC)	38-0	W
10/21	* Georgia (@ Atlanta, GA)	7-10	L
10/28	at Memphis State	23-16	W
11/4	* at Alabama (NR-#4)	0-24	L
11/11	* Auburn (@ Birmingham, Ala.)	11-10	W
11/18	* at LSU	6-14	L
12/2	* MISSISSIPPI	7-37	L

1962 (3-6, 2-5 SEC)

0-2 H • 2-2 A • 1-2 N		Paul Davis	
9/22	* Florida (@ Jackson)	9-19	L
10/6	* Tennessee (@ Memphis)	7-6	W
10/12	* at Tulane [Fri.]	35-6	W
10/20	at Houston	9-3	W
10/27	MEMPHIS STATE	7-28	L
11/3	* ALABAMA (HC) (NR-#2)	0-20	L
11/10	* at Auburn	3-9	L
11/17	* LSU (@ Jackson)	0-28	L
12/1	* at Mississippi	6-13	L

1963 (7-2-2, 4-1-2 SEC)

2-0-1 H • 1-2-1 A • 4-0 N		Paul Davis	
9/21	HOWARD	43-0	W
9/28	* at Florida	9-9	T
10/5	* at Tennessee	7-0	W
10/12	* Tulane (@ Jackson)	31-10	W
10/19	HOUSTON (HC)	20-0	W
10/26	at Memphis State	10-17	L
11/2	* at Alabama (NR-#7)	19-20	L
11/9	* Auburn (@ Jackson)	13-10	W
11/16	* LSU (@ Jackson)	7-6	W
11/30	* MISSISSIPPI	10-10	T

LIBERTY BOWL (@ PHILADELPHIA, PA.)

12/21	North Carolina State	16-12	W
-------	----------------------	-------	---

1964 (4-6, 2-5 SEC)

3-0 H • 1-3 A • 0-3 N		Paul Davis	
9/19	at Texas Tech	7-21	L
9/26	* Florida (@ Jackson)	13-16	L
10/3	* Tennessee (@ Memphis)	13-14	L
10/10	* TULANE (HC)	17-6	W
10/17	SOUTHERN MISS.	48-7	W
10/24	HOUSTON	18-13	W
10/31	* Alabama (@ Jackson) (NR-#3)	6-23	L
11/7	* at Auburn	3-12	L
11/14	* at LSU	10-14	L
12/5	* at Mississippi	20-17	W

1965 (4-6, 1-5 SEC)

2-1 H • 2-3 A • 0-2 N		Paul Davis	
9/18	at Houston	36-0	W
9/25	* at Florida (NR-#8)	18-13	W
10/2	TAMPA	48-7	W
10/9	SOUTHERN MISS. (HC)	27-9	W
10/16	at Memphis State	13-33	L
10/22	* at Tulane [Fri.]	15-17	L
10/30	* Alabama (@ Jackson)	7-10	L
11/6	* Auburn (@ Birmingham, Ala.)	18-25	L
11/14	* at LSU [Sun.]	20-37	L
11/27	* MISSISSIPPI	0-21	L

1966 (2-8, 0-6 SEC)

2-0 H • 0-6 A • 0-2 N		Paul Davis	
9/17	* Georgia (@ Jackson)	17-20	L
9/24	* at Florida	7-28	L
10/1	RICHMOND	20-0	W
10/8	SOUTHERN MISS. (HC)	10-9	W
10/15	at Houston	0-28	L
10/22	at Florida State	0-10	L
10/29	* at Alabama (NR-#4)	14-27	L
11/5	* Auburn (@ Jackson)	0-13	L
11/12	* at LSU	7-17	L
11/26	* at Mississippi	0-24	L

1967 (1-9, 0-6 SEC)

0-3 H • 1-5 A • 0-1 N		Charley Shira	
9/23	* at Georgia (NR-#7)	0-30	L
9/30	* Florida (@ Jackson)	7-24	L
10/7	at Texas Tech	7-3	W
10/14	SOUTHERN MISS.	14-21	L
10/21	HOUSTON (HC)	6-43	L
10/28	at Florida State	12-24	L
11/4	* at Alabama	0-13	L
11/11	* at Auburn	0-36	L
11/18	* at LSU	0-55	L
12/2	* MISSISSIPPI	3-10	L

1968 (0-8-2, 0-4-2 SEC)

0-3 H • 0-4-1 A • 0-1-1 N		Charley Shira	
9/21	LOUISIANA TECH	13-20	L
9/28	* Auburn (@ Jackson)	0-26	L
10/5	* at Florida (NR-#4)	14-31	L
10/12	SOUTHERN MISS. (HC)	14-47	L
10/19	* Texas Tech (@ Jackson)	28-28	T
10/26	at Tampa	17-24	L
11/2	* at Alabama	13-20	L
11/9	FLORIDA STATE	14-27	L
11/16	* at LSU	16-20	L
11/30	* at Mississippi	17-17	T

(Note: Texas Tech was an appointed conference game for State)

1969 (3-7, 0-5 SEC)

2-1 H • 1-4 A • 0-2 N		Charley Shira	
9/20	RICHMOND	17-14	W
9/27	* Florida (@ Jackson) (NR-#12)	35-47	L
10/4	at Houston	0-74	L
10/11	SOUTHERN MISS. (HC)	34-20	W
10/18	at Texas Tech	30-26	W
10/25	at Florida State	17-20	L
11/1	* Alabama (@ Jackson)	19-23	L
11/8	* at Auburn (NR-#11)	13-52	L
11/15	* at LSU	6-61	L
11/27	* MISSISSIPPI [Thu.]	22-48	L



ALL-TIME RESULTS

MEDIA INFORMATION

MISSISSIPPI STATE

2010 BULLDOGS

HISTORY

RECORDS

1970 (6-5, 3-4 SEC)

1-1 H • 1-3 A • 4-1 N		Charley Shira
9/12	Oklahoma State (@ Jackson)	14-13 W
9/19	* at Florida (NR-#14)	13-34 L
9/26	* Vanderbilt (@ Memphis)	20-6 W
10/3	* Georgia (@ Jackson)	7-6 W
10/10	HOUSTON	14-31 L
10/17	Texas Tech (@ Jackson)	20-16 W
10/24	SOUTHERN MISS. (HC)	51-15 W
10/31	* at Alabama	6-35 L
11/7	* Auburn (@ B'ham) (NR-#10)	0-56 L
11/14	* at LSU	7-38 L
11/21	* at Mississippi	19-14 W

1971 (2-9, 1-7 SEC)

1-2 H • 0-4 A • 1-3 N		Charley Shira
9/11	at Oklahoma State	7-26 L
9/18	* Florida (@ Jackson)	13-10 W
9/25	* VANDERBILT	19-49 L
10/2	* at Georgia (NR-#11)	7-35 L
10/9	at Florida State	9-27 L
10/16	LAMAR (HC)	24-7 W
10/23	* Tennessee (@ Memphis)	7-10 L
10/30	* Alabama (@ Jackson) (NR-#4)	10-41 L
11/6	* at Auburn (NR-#5)	21-30 L
11/13	* LSU (@ Jackson)	3-28 L
11/25	* MISSISSIPPI [Thu.]	0-48 L

1972 (4-7, 1-6 SEC)

3-0 H • 1-5 A • 0-2 N		Charley Shira
9/9	* Auburn (@ Jackson)	3-14 L
9/16	NORTHEAST LOUISIANA	42-7 W
9/23	* at Vanderbilt	10-6 W
9/30	* at Florida	13-28 L
10/7	* at Kentucky	13-17 L
10/14	Florida State (@ Jackson)	21-25 L
10/21	SOUTHERN MISS.	26-7 W
10/28	HOUSTON (HC)	27-13 W
11/4	* at Alabama (NR-#2)	14-58 L
11/18	* at LSU	14-28 L
11/25	* at Mississippi	14-51 L

1973 (4-5-2, 2-5 SEC)

1-0-2 H • 2-2 A • 1-3 N		Bob Tyler
9/15	NORTHEAST LOUISIANA	21-21 T
9/22	* VANDERBILT	52-21 W
9/29	* Florida (@ Jackson) (NR-#16)	33-12 W
10/6	* Kentucky (@ Jackson)	14-42 L
10/13	at Florida State	37-12 W
10/20	at Louisville	18-7 W
10/27	SOUTHERN MISS. (HC)	10-10 T
11/3	* Alabama (@ Jackson) (NR-#2)	0-35 L
11/10	* at Auburn	17-31 L
11/17	* at LSU	7-26 L
11/24	* Mississippi (@ Jackson)	10-38 L

1974 (9-3, 3-3 SEC)

2-0 H • 2-2 A • 5-1 N		Bob Tyler
9/7	William & Mary (@ Jackson)	49-7 W
9/21	* Georgia (@ Jackson)	38-14 W
9/28	* at Florida	13-29 L
10/5	KANSAS STATE	21-16 W
10/12	at Lamar	37-21 W
10/19	at Memphis State	29-28 W
10/26	LOUISVILLE (HC)	56-7 W
11/2	* at Alabama (#17-#4)	0-35 L
11/9	* Auburn (@ Jackson) (NR-#10)	20-24 L
11/16	* LSU (@ Jackson)	7-6 W
11/23	* Mississippi (@ Jackson)	31-13 W

SUN BOWL (@ EL PASO, TX)

12/28	North Carolina	26-24 W
-------	----------------	---------

1975 (\$2-9, 0-6 SEC)

1-1 H • 1-5 A • 0-3 N		Bob Tyler
9/6	at Memphis State	17-7 W
9/20	* at Georgia	6-28 L
9/27	* Florida (@ Jackson) (NR-#19)	10-27 L
10/4	\$ SOUTHERN MISS.	7-3 W
10/11	\$ at Rice	28-14 W
10/18	NORTH TEXAS STATE (HC)	15-12 W
10/25	\$ at Louisville	28-14 W
11/1	* Alabama (@ Jackson) (NR-#6)	10-21 L
11/8	*\$ at Auburn	21-21 T
11/15	*\$ at LSU	16-6 W
11/22	* Mississippi (@ Jackson)	7-13 L

1976 (\$0-11, 0-6 SEC)

0-3 H • 0-4 A • 0-4 N		Bob Tyler
9/4	\$ NORTH TEXAS STATE	7-0 W
9/18	\$ LOUISVILLE	30-21 W
9/25	* at Florida	30-34 L
10/2	\$ CAL POLY POMONA (HC)	38-0 W
10/9	*\$ Kentucky (@ Jackson)	14-7 W
10/16	\$ at Memphis State	42-33 W
10/23	\$ at Southern Miss.	14-6 W
10/30	* at Alabama (#18-#17)	17-34 L
11/6	*\$ Auburn (@ Jackson)	28-19 W
11/13	*\$ LSU (@ Jackson)	21-13 W
11/20	*\$ Mississippi (@ Jackson)	28-11 W

1977 (\$0-11, 0-6 SEC)

0-3 H • 0-6 A • 0-3 N		Bob Tyler
9/3	\$ NORTH TEXAS STATE	17-15 W
9/10	\$ at Washington	27-18 W
9/24	* Florida (@ Jackson) (#12-#13)	22-24 L
10/1	\$ at Kansas State	24-21 W
10/8	* at Kentucky (NR-#16)	7-23 L
10/15	at Memphis State	13-21 L
10/22	SOUTHERN MISS. (HC)	7-14 L
10/29	* Alabama (@ Jackson) (NR-#2)	7-37 L
11/5	*\$ at Auburn	27-13 W
11/12	* at LSU	24-27 L
11/19	*\$ Mississippi (@ Jackson)	18-14 W

1978 (6-5, 2-4 SEC)

1-1 H • 1-2 A • 4-2 N		Bob Tyler
9/2	West Texas State (@ Jackson)	28-0 W
9/9	North Texas State (@ Irving, TX)	17-5 W
9/23	at Memphis State	44-14 W
9/30	* at Florida	0-34 L
10/7	at Southern Miss.	17-22 L
10/14	FLORIDA STATE (HC) (NR-#15)	55-27 W
10/28	* Tennessee (@ Memphis)	34-21 W
11/4	* Alabama (@ B'ham) (NR-#3)	14-35 L
11/11	* AUBURN	0-6 L
11/18	* LSU (@ Jackson) (NR-#17)	16-14 W
11/25	* Mississippi (@ Jackson)	7-27 L

\$—All wins during 1975-77 were forfeited by the NCAA, except the 1975 Memphis State and North Texas State games

1979 (3-8, 2-4 SEC)

1-1 H • 0-5 A • 2-2 N		Emory Bellard
9/8	Memphis State (@ Jackson)	13-14 L
9/22	at Maryland	14-35 L
9/29	* Florida (@ Jackson)	24-10 W
10/6	* Tennessee (@ Memphis) (NR-#19)	28-9 W
10/13	at Florida State (NR-#9)	6-17 L
10/20	MARSHALL (HC)	48-0 W
10/27	SOUTHERN MISS.	7-21 L
11/3	* at Alabama (NR-#1)	7-24 L
11/10	* at Auburn	3-14 L
11/17	* at LSU	3-21 L
11/24	* Mississippi (@ Jackson)	9-14 L

1980 (9-3, 5-4 SEC)

1-1 H • 4-1 A • 4-1 N		Emory Bellard
9/6	at Memphis State	34-7 W
9/13	LOUISIANA TECH	31-11 W
9/20	* at Vanderbilt	24-14 W
9/27	* at Florida	15-21 L
10/4	at Illinois	28-21 W
10/11	SOUTHERN MISS. (HC)	14-42 L
10/18	at Miami [FL] (NR-#18)	34-31 W
10/25	* Auburn (@ Jackson)	24-21 W
11/1	* Alabama (@ Jackson) (NR-#1)	6-3 W
11/15	* LSU (@ Jackson) (#19-NR)	55-31 W
11/22	* Ole Miss (@ Jackson) (#17-NR)	19-14 W

SUN BOWL (@ EL PASO, TX)

12/27	Nebraska (#17-#8)	17-31 L
-------	-------------------	---------

1981 (8-4, 4-2 SEC)

2-0 H • 3-1 A • 3-3 N		Emory Bellard
9/5	Memphis St. (@ Jackson) (#14-NR)	20-3 W
9/19	* VANDERBILT (#14-NR)	29-9 W
9/26	* Florida (@ Jackson) (#12-#19)	28-7 W
10/3	Missouri (@ Jackson) (#9-#17)	3-14 L
10/10	at Colorado State (#19-NR)	37-27 W
10/17	MIAMI [FL] (HC) (#16-#13)	14-10 W
10/24	* at Auburn (#9-NR)	21-17 W
10/31	* at Alabama (#7-#8)	10-13 L
11/7	S. Miss. (@ Jackson) (#15-#19)	6-7 L
11/14	* at LSU	17-9 W
11/21	* Mississippi (@ Jackson)	17-21 L

HALL OF FAME BOWL (@ BIRMINGHAM, AL)

12/31	Kansas [Thu.]	10-0 W
-------	---------------	--------

1982 (5-6, 2-4 SEC)

2-2 H • 2-2 A • 1-2 N		Emory Bellard
9/4	at Tulane	30-21 W
9/11	ARKANSAS STATE	31-10 W
9/18	at Memphis State	41-17 W
9/25	* at Florida (NR-#5)	17-27 L
10/2	* GEORGIA (NR-#6)	22-29 L
10/9	Southern Miss. (@ Jackson)	14-20 L
10/16	at Miami [FL] (NR-#17)	14-31 L
10/23	* AUBURN (HC)	17-35 L
10/30	* Alabama (@ Jackson) (NR-#9)	12-20 L
11/13	* LSU (NR-#6)	27-24 W
11/20	* Mississippi (@ Jackson)	27-10 W

1983 (3-8, 1-5 SEC)

1-3 H • 1-3 A • 1-2 N		Emory Bellard
9/3	TULANE	14-9 W
9/17	Navy (@ Jackson)	38-10 W
9/24	* FLORIDA (NR-#15)	12-35 L
10/1	* at Georgia (NR-#11)	7-20 L
10/8	Southern Miss. (@ Jackson)	6-31 L
10/15	MIAMI [FL] (HC) (NR-#10)	7-31 L
10/22	* at Auburn (NR-#3)	13-28 L
10/29	* at Alabama (NR-#18)	18-35 L
11/5	MEMPHIS STATE	13-30 L
11/12	* at LSU	45-26 W
11/19	* Mississippi (@ Jackson)	23-24 L

1984 (4-7, 1-5 SEC)

2-2 H • 1-3 A • 1-2 N		Emory Bellard
9/1	at Tulane	30-3 W
9/8	COLORADO STATE	14-9 W
9/22	at Missouri	30-47 L
9/29	* at Florida	12-27 L
10/6	Southern Miss. (@ Jackson)	27-18 W
10/13	* KENTUCKY (HC)	13-17 L
10/20	at Memphis State	12-23 L
10/27	* AUBURN (NR-#12)	21-24 L
11/3	* Alabama (@ Jackson)	20-24 L
11/17	* LSU (NR-#9)	16-14 W
11/24	* Mississippi (@ Jackson)	3-24 L

ALL-TIME RESULTS



MEDIA INFORMATION

1985 (5-6, 0-6 SEC)

4-1 H • 0-4 A • 1-1 N	Emory Bellard
9/7 ARKANSAS STATE	.22-14 W
9/14 SYRACUSE	.30-3 W
9/21 Southern Miss. (@ Jackson)	.23-20 W
9/28 * FLORIDA	.22-36 L
10/5 MEMPHIS STATE	.31-28 W
10/12 * at Kentucky	.19-33 L
10/19 TULANE (HC)	.31-27 W
10/26 * at Auburn (NR-#6)	.9-21 L
11/2 * at Alabama	.28-44 L
11/16 * at LSU (NR-#19)	.15-17 L
11/23 * Mississippi (@ Jackson)	.27-45 L

1986 (6-5, 2-4 SEC)

2-2 H • 4-0 A • 0-3 N	Rockey Felker
9/6 at Syracuse	.24-17 W
9/13 * at Tennessee (NR-#8)	.27-23 W
9/20 Southern Miss. (@ Jackson)	.24-28 L
9/27 * FLORIDA	.16-10 W
10/4 at Memphis State	.34-17 W
10/11 ARKANSAS STATE (#19-NR)	.24-9 W
10/18 at Tulane (#13-NR)	.34-27 W
10/25 * AUBURN (HC) (#13-#7)	.6-35 L
11/1 * ALABAMA (#19-#8)	.3-38 L
11/15 * LSU (@ Jackson) (NR-#11)	.0-47 L
11/22 * Mississippi (@ Jackson)	.3-24 L

1987 (4-7, 1-5 SEC)

3-2 H • 0-3 A • 1-2 N	Rockey Felker
9/5 SOUTHWESTERN LOUISIANA	.31-3 W
9/12 * TENNESSEE (NR-#14)	.10-38 L
9/19 LOUISIANA TECH	.14-13 W
9/26 * at Florida	.3-38 L
10/3 MEMPHIS STATE (HC)	.9-6 W
10/17 Southern Miss. (@ Jackson)	.14-18 L
10/24 * at Auburn (NR-#6)	.7-38 L
10/31 * Alabama (@ B'ham) (NR-#16)	.18-21 L
11/7 TULANE	.19-30 L
11/14 * at LSU (NR-#10)	.14-34 L
11/21 * Mississippi (@ Jackson)	.30-20 W

1988 (1-10, 0-7 SEC)

1-3 H • 0-5 A • 0-2 N	Rockey Felker
9/3 LOUISIANA TECH	.21-14 W
9/10 * at Vanderbilt	.20-24 L
9/17 * GEORGIA (NR-#7)	.35-42 L
9/24 * at Florida (NR-#20)	.0-17 L
10/1 at Memphis State	.10-31 L
10/15 Southern Miss. (@ Jackson)	.21-38 L
10/22 * at Auburn (NR-#10)	.0-33 L
10/29 * ALABAMA (HC) (NR-#19)	.34-53 L
11/12 * LSU (NR-#12)	.3-20 L
11/19 at Tulane	.22-27 L
11/26 * Mississippi (@ Jackson)	.6-33 L

1989 (5-6, 1-6 SEC)

4-0 H • 1-3 A • 0-3 N	Rockey Felker
9/2 * VANDERBILT	.42-7 W
9/9 at Southern Miss. (NR-#18)	.26-23 W
9/23 * at Georgia	.6-23 L
9/30 * Florida (@ Tampa, FL)	.0-21 L
10/7 NORTHEAST LOUISIANA	.28-14 W
10/21 MEMPHIS STATE (HC)	.35-10 W
10/28 * at Auburn (NR-#16)	.0-14 L
11/4 * Alabama (@ B'ham) (NR-#5)	.10-23 L
11/11 TULANE	.27-7 W
11/18 * at LSU	.20-44 L
11/25 * Mississippi (@ Jackson)	.11-21 L

1990 (5-6, 1-6 SEC)

2-3 H • 2-2 A • 1-1 N	Rockey Felker
9/8 * TENNESSEE (NR-#8)	.7-40 L
9/15 CAL STATE FULLERTON	.27-13 W
9/22 SOUTHERN MISS.	.13-10 W
9/29 * at Florida (NR-#17)	.21-34 L
10/13 * at Kentucky	.15-17 L
10/20 at Tulane	.38-17 W
10/27 * AUBURN (HC) (NR-#2)	.16-17 L
11/3 * ALABAMA	.0-22 L
11/10 at Memphis State	.27-23 W
11/17 * LSU (@ Jackson)	.34-22 W
11/24 * Mississippi (@ Jackson)	.9-21 L

1991 (7-5, 4-3 SEC)

5-1 H • 2-2 A • 0-2 N	Jackie Sherrill
8/31 CAL STATE FULLERTON	.47-3 W
9/7 TEXAS (NR-#13)	.13-6 W
9/14 TULANE (#25-NR)	.48-0 W
9/21 * at Tennessee (#23-#6)	.24-26 L
9/28 * Florida (@ Orlando) (#21-#14)	.7-29 L
10/12 * KENTUCKY	.31-6 W
10/19 MEMPHIS STATE (HC)	.23-28 L
10/26 * at Auburn	.24-17 W
11/2 * at Alabama (NR-#7)	.7-13 L
11/16 * at LSU	.28-19 W
11/23 * MISSISSIPPI	.24-9 W

LIBERTY BOWL (@ MEMPHIS, TENN.)

12/29 Air Force [Sun.]	.15-38 L
------------------------	----------

1992 (7-5, 4-4 SEC)

4-1 H • 3-3 A • 0-1 N	Jackie Sherrill
9/5 at Texas (#21-NR)	.28-10 W
9/12 * at LSU (#18-NR)	.3-24 L
9/19 at Memphis State (#24-NR)	.20-16 W
10/1 * FLORIDA (#24-#13) [Thu.]	.30-6 W
10/10 * AUBURN (#18-NR)	.14-7 W
10/17 * at South Carolina (#15-NR)	.6-21 L
10/24 ARKANSAS STATE (HC) (#25-NR)	.56-6 W
10/31 * at Kentucky (#24-NR)	.37-36 W
11/7 * ARKANSAS (#19-NR)	.10-3 W
11/14 * ALABAMA (#16-#2)	.21-30 L
11/28 * at Mississippi (#16-#24)	.10-17 L

PEACH BOWL (@ ATLANTA, GA)

1/2 North Carolina (#24-#19)	.17-21 L
------------------------------	----------

1993 (\$4-5-2, 3-4-1 SEC)

2-3-1 H • 2-2 A • 0-0-1 N	Jackie Sherrill
9/4 MEMPHIS STATE (#23-NR)	.35-45 L
9/11 * LSU	.16-18 L
9/25 at Tulane	.36-10 W
10/2 * at Florida (NR-#5)	.24-38 L
10/9 * at Auburn (NR-#22)	.17-31 L
10/16 * SOUTH CAROLINA	.23-0 W
10/23 ARKANSAS STATE (HC)	.15-15 T
10/30 * KENTUCKY	.17-26 L
11/6 * Arkansas (@ Little Rock, AR)	.13-13 T
11/13 * \$ at Alabama (NR-#12)	.25-36 L
11/27 * MISSISSIPPI	.20-13 W

\$—Alabama's win was forfeited by the NCAA to Mississippi State

1994 (8-4, 5-3 SEC)

4-1 H • 3-3 A • 0-1 N	Jackie Sherrill
9/3 at Memphis	.17-6 W
9/10 * at LSU	.24-44 L
9/24 * TENNESSEE (NR-#23)	.24-21 W
10/1 ARKANSAS STATE	.49-3 W
10/8 * AUBURN (NR-#9)	.18-42 L
10/15 * at South Carolina	.41-36 W
10/22 TULANE (HC)	.66-22 W
10/29 * at Kentucky	.47-7 W
11/5 * ARKANSAS (#24-NR)	.17-7 W
11/12 * ALABAMA (#20-#6)	.25-29 L
11/26 * at Mississippi (#19-NR)	.21-17 W

PEACH BOWL (@ ATLANTA, GA)

1/1 NC State (#16-#23) [Sun.]	.24-28 L
-------------------------------	----------

1995 (3-8, 1-7 SEC)

2-4 H • 1-4 A • 0-0 N	Jackie Sherrill
9/2 MEMPHIS	.28-18 W
9/9 * LSU	.16-34 L
9/16 at Baylor	.30-21 W
9/23 * at Tennessee (NR-#15)	.14-52 L
9/30 NORTHEAST LOUISIANA	.32-34 L
10/7 * at Auburn (NR-#11)	.20-48 L
10/14 * SOUTH CAROLINA	.39-65 L
10/28 * KENTUCKY (HC)	.42-32 W
11/4 * Arkansas (at L.R.) (NR-#18)	.21-26 L
11/11 * at Alabama (NR-#16)	.9-14 L
11/25 * MISSISSIPPI	.10-13 L

1996 (5-6, 3-5 SEC)

2-4 H • 3-2 A • 0-0 N	Jackie Sherrill
9/7 at Memphis	.31-10 W
9/21 LOUISIANA TECH	.23-38 L
9/28 * at South Carolina	.14-10 W
10/5 * GEORGIA	.19-38 L
10/12 * AUBURN (NR-#18)	.15-49 L
10/26 * at LSU (NR-#13)	.20-28 L
11/2 NORTHEAST LA. (HC)	.59-0 W
11/9 * at Kentucky	.21-24 L
11/16 * ALABAMA (NR-#8)	.17-16 W
11/23 * ARKANSAS	OT 13-16 L
11/30 * at Mississippi	.17-0 W

1997 (7-4, 4-4 SEC)

5-2 H • 2-2 A • 0-0 N	Jackie Sherrill
8/30 MEMPHIS	.13-10 W
9/6 * KENTUCKY	.35-27 W
9/13 * LSU (NR-#10)	.9-24 L
9/27 * SOUTH CAROLINA	.37-17 W
10/4 * at Georgia (NR-#18)	.0-47 L
10/11 NORTHEAST LOUISIANA	.24-10 W
10/25 CENTRAL FLORIDA (HC)	.35-28 W
11/1 * at Auburn (NR-#11)	.20-0 W
11/15 * at Alabama (#17-NR)	.32-20 W
11/22 * at Arkansas (#15-NR)	.7-17 L
11/29 * MISSISSIPPI (#22-NR)	.14-15 L

1998 (8-5, 6-2 SEC)

SEC WEST CHAMPIONS

5-0 H • 3-3 A • 0-2 N	Jackie Sherrill
9/5 * VANDERBILT	.42-0 W
9/12 at Memphis	.14-6 W
9/19 at Oklahoma State (#25-NR)	.23-42 L
9/26 * at South Carolina	.38-0 W
10/10 * AUBURN	.38-21 W
10/17 EAST TENN. STATE (HC)	.53-6 W
10/24 * at LSU (#24-NR)	.6-41 L
11/7 * at Kentucky	.35-37 L
11/14 * ALABAMA	.26-14 W
11/21 * ARKANSAS (NR-#9)	.22-21 W
11/26 * at Mississippi (#25-NR) [Thu.]	.28-6 W

SEC CHAMPIONSHIP (@ ATLANTA, GA)

12/5 Tennessee (#23-#1)	.14-24 L
-------------------------	----------

COTTON BOWL (@ DALLAS, TX)

1/1 Texas (#23-#20) [Fri.]	.11-38 L
----------------------------	----------

MISSISSIPPI STATE

2010 BULLDOGS

HISTORY

RECORDS



ALL-TIME RESULTS

MEDIA INFORMATION

MISSISSIPPI STATE

2010 BULLDOGS

HISTORY

RECORDS

1999 (10-2, 6-2 SEC)

7-0 H • 2-1 A • 1-1 N		Jackie Sherrill
9/4	MIDDLE TENNESSEE	40-7 W
9/11	MEMPHIS	13-10 W
9/18	OKLAHOMA STATE	29-11 W
9/25	* SOUTH CAROLINA (#23-NR)	17-0 W
10/2	* at Vanderbilt (#16-NR)	42-14 W
10/9	* at Auburn (#14-NR)	18-16 W
10/23	* LSU (HC) (#12-NR)	17-16 W
11/4	* KENTUCKY (#8-NR) [Thu.]	23-22 W
11/13	* at Alabama (#8-#11)	7-19 L
11/20	* Arkansas @ L.R. (#12-#22)	9-14 L
11/25	* MISSISSIPPI (#18-#23) [Thu.]	23-20 W
PEACH BOWL (@ ATLANTA, GA)		
12/30	Clemson (#15-NR) [Thu.]	17-7 W

2000 (8-4, 4-4 SEC)

4-1 H • 3-3 A • 1-0 N		Jackie Sherrill
9/2	at Memphis	17-3 W
9/14	at Brigham Young [Thu.]	44-28 W
9/23	* at South Carolina (#25-NR)	19-23 L
9/30	* FLORIDA (NR-#3)	47-35 W
10/7	* AUBURN (#20-#15)	17-10 W
10/21	* at LSU (#13-NR)	OT 38-45 L
10/28	* MID. TENN. (HC) (#20-NR)	61-35 W
11/4	* at Kentucky (#18-NR)	35-17 W
11/11	* ALABAMA (#15-NR)	29-7 W
11/18	* ARKANSAS (#13-NR)	OT 10-17 L
11/23	* at Mississippi (#23-NR) [Thu.]	30-45 L
INDEPENDENCE BOWL (@ SHREVEPORT, LA)		
12/31	Texas A&M [Sun.]	OT 43-41 W

2001 (3-8, 2-6 SEC WEST)

3-4 H • 0-4 A • 0-0 N		Jackie Sherrill
9/3	MEMPHIS [Mon.]	30-10 W
9/20	* S. CAROLINA (#17-#18) [Thu.]	14-16 L
9/29	* at Florida (#21-#2)	0-52 L
10/6	* at Auburn	14-16 L
10/13	TROY STATE (HC)	9-21 L
10/20	* LSU	0-42 L
11/3	* KENTUCKY	17-14 W
11/10	* at Alabama	17-24 L
11/17	* at Arkansas	21-24 L
11/22	* MISSISSIPPI [Thu.]	36-28 W
12/1	BRIGHTMAN YOUNG (NR-#10)	38-41 L

2002 (3-9, 0-8 SEC WEST)

2-4 H • 1-5 A • 0-0 N		Jackie Sherrill
8/31	at Oregon (NR-#15)	13-36 L
9/14	JACKSONVILLE STATE	51-13 W
9/19	* AUBURN [Thu.]	14-42 L
9/28	* at LSU (NR-#22)	13-31 L
10/5	* at South Carolina	10-34 L
10/12	TROY STATE [HC]	11-8 W
10/19	at Memphis	29-17 W
11/2	* KENTUCKY	24-45 L
11/9	* at Alabama (NR-#11)	14-28 L
11/16	* TENNESSEE	17-35 L
11/23	* ARKANSAS	19-26 L
11/28	* at Mississippi [Thu.]	12-24 L

2003 (2-10, 1-7 SEC WEST)

2-4 H • 0-6 A • 0-0 N		Jackie Sherrill
8/31	OREGON	34-42 L
9/13	at Tulane	28-31 L
9/20	at Houston	35-42 L
9/27	* LSU (NR-#7)	6-41 L
10/4	* VANDERBILT	30-21 W
10/11	MEMPHIS (HC)	35-27 W
10/18	* at Auburn (NR-#19)	13-45 L
10/25	* at Kentucky	17-42 L
11/8	* ALABAMA	0-38 L
11/15	* at Tennessee (NR-#9)	21-59 L
11/22	* at Arkansas	6-52 L11/27
*MISSISSIPPI [Thu.]		0-31 L

2004 (3-8, 2-6 SEC WEST)

3-3 H • 0-5 A • 0-0 N		Sylvester Croom
9/4	TULANE	28-7 W
9/11	* AUBURN (NR-#18)	14-43 L
9/18	MAINE	7-9 L
9/25	* at LSU (NR-#13)	0-51 L
10/2	* at Vanderbilt	13-31 L
10/9	UAB (HC)	13-27 L
10/23	* FLORIDA (NR-#20)	38-31 W
10/30	* KENTUCKY	22-7 W
11/6	* at Alabama	14-30 L
11/20	* ARKANSAS	21-24 L11/27
*at Mississippi		3-20 L

2005 (3-8, 1-7 SEC WEST)

2-5 H • 0-2 A • 1-1 N		Sylvester Croom
9/3	MURRAY STATE	38-6 W
9/10	* at Auburn (NR-#25)	0-28 L
9/17	vs. Tulane (Shreveport, La.)	21-14 W
9/24	* GEORGIA (NR-#6)	10-23 L
10/1	* LSU (NR-#5)	7-37 L
10/8	* at Florida (NR-#13)	9-35 L
10/22	HOUSTON (HC)	16-28 L
10/29	* at Kentucky	7-13 L
11/5	* ALABAMA (NR-#4)	0-17 L
11/19	* vs. Arkansas (L.R.)	10-44 L
11/26	* MISSISSIPPI	35-14 W

2006 (3-9, 1-7 SEC WEST)

1-6 H • 2-3 A • 0-0 N		Sylvester Croom
8/31	* SOUTH CAROLINA	0-15 L
9/9	* AUBURN (NR-#4)	0-34 L
9/16	TULANE	29-32 L
9/23	at UAB	OT 16-10 W
9/30	* at LSU (NR-#9)	17-48 L
10/7	WEST VIRGINIA (NR-#4)	14-42 L
10/14	JACKSONVILLE STATE	35-3 W
10/21	* at Georgia (NR-#24)	24-27 L
10/28	* KENTUCKY	31-34 L
11/4	* at Alabama	24-16 W
11/18	* ARKANSAS	14-28 L
11/25	* at Mississippi	17-20 L

2007 (8-5, 4-4 SEC WEST)

4-2 H • 3-2 A • 1-1 N		Sylvester Croom
8/30	* LSU (NR-#2)	0-45 L
9/8	at Tulane	38-17 W
9/15	* at Auburn	19-14 W
9/22	GARDNER-WEBB	31-15 W
9/29	* at South Carolina	21-38 L
10/6	UAB	30-13 W
10/13	* TENNESSEE (NR-#25)	21-33 L
10/20	at West Virginia (NR-#7)	13-38 L
10/27	* at Kentucky (NR-#14)	31-14 W
11/10	* ALABAMA (NR-#21)	17-12 W
11/17	* vs. Arkansas	31-45 L
11/23	* MISSISSIPPI	17-14 W
LIBERTY BOWL (@ MEMPHIS, TENN.)		
12/29	vs. UCF (Sat.)	10-3 W

2008 (4-8, 2-6 SEC WEST)

4-2 H • 0-6 A • 0-0 N		Sylvester Croom
8/30	at Louisiana Tech	14-22 L
9/6	SOUTHEASTERN LOUISIANA	34-10 W
9/13	* AUBURN (NR-#9)	2-3 L
9/20	at Georgia Tech	7-38 L
9/27	* at LSU (NR-#5)	24-34 L
10/11	* VANDERBILT (NR-#13)	17-14 W
10/18	* at Tennessee	3-34 L
10/25	MIDDLE TENNESSEE (HC)	31-22 W
11/1	* KENTUCKY	13-14 L
11/15	* at Alabama (NR-#1)	7-32 L
11/22	* ARKANSAS	31-28 W
11/28	* at Ole Miss	0-45 L

2009 (5-7, 3-5 SEC WEST)

2-5 H • 3-1 A • 0-1 N		Dan Mullen
9/5	JACKSON STATE	45-7 W
9/12	* at Auburn	24-49 L
9/19	* at Vanderbilt	15-3 W
9/26	* LSU (NR-#7)	26-30 L
10/3	GEORGIA TECH (NR-#25)	31-42 L
10/10	HOUSTON	24-31 L
10/17	at Middle Tennessee	27-6 W
10/24	* FLORIDA (NR-#1)	19-29 L
10/31	* at Kentucky	31-24 W
11/14	* ALABAMA (NR-#3)	3-31 L
11/21	* Arkansas (Little Rock)	21-42 L
11/28	* OLE MISS (NR-#25)	41-27 W



MSU HOMECOMING HISTORY

10-23-37	FloridaW, 14-13
10-1-38	FloridaW, 22-0
11-4-39	Birmingham-SouthernW, 28-0
10-19-40	Howard CollegeW, 40-7
10-25-41	UnionW, 56-7
11-14-42	DuquesneW, 28-6
10-20-45	Maxwell [AL] FieldW, 16-6
11-2-46	Murray StateW, 69-0
10-25-47	Hardin-SimmonsW, 27-7
10-16-48	CincinnatiW, 27-0
10-1-49	BaylorL, 6-14
11-11-50	KentuckyL, 21-48
10-27-51	AlabamaL, 0-7
10-18-52	KentuckyW, 27-14
10-10-53	AuburnT, 21-21
11-6-54	North Texas StateW, 48-26
10-8-55	TulaneW, 14-0
10-13-56	TrinityW, 18-6
10-12-57	Arkansas StateW, 47-13
10-25-58	AlabamaL, 7-9
10-24-59	Memphis StateW, 28-23
10-29-60	AlabamaL, 0-7
10-14-61	Arkansas StateW, 38-0
11-3-62	AlabamaL, 0-20
10-19-63	HoustonW, 20-0
10-10-64	TulaneW, 17-6
10-9-65	Southern MississippiW, 27-9
10-8-66	Southern MississippiW, 10-9
10-21-67	HoustonL, 6-43
10-12-68	Southern MississippiL, 14-47
10-11-69	Southern MississippiW, 34-20
10-24-70	Southern MississippiW, 51-15
10-16-71	LamarW, 24-7
10-28-72	HoustonW, 27-13
10-27-73	Southern MississippiT, 10-10
10-26-74	LouisvilleW, 56-7
10-18-75	North Texas StateW, 15-12
10-2-76	Cal Poly PomonaW, 38-0
10-22-77	Southern MississippiL, 7-14
10-14-78	Florida StateW, 55-27
10-20-79	MarshallW, 48-0
10-11-80	Southern MississippiL, 14-42
10-17-81	Miami (Fla.)W, 14-10
10-23-82	AuburnL, 17-35
10-15-83	Miami (Fla.)L, 7-31
10-13-84	KentuckyL, 13-17
10-19-85	TulaneW, 31-27
10-25-86	AuburnL, 6-35
10-3-87	Memphis StateW, 9-6
10-29-88	AlabamaL, 34-53
10-21-89	Memphis StateW, 35-10
10-27-90	AuburnL, 16-17
10-19-91	Memphis StateL, 23-28
10-24-92	Arkansas StateW, 56-6
10-23-93	Arkansas StateT, 15-15
10-22-94	TulaneW, 66-22
10-28-95	KentuckyW, 42-32
11-2-96	Northeast LouisianaW, 59-0
10-25-97	Central FloridaW, 35-28
10-17-98	East Tennessee StateW, 53-6
10-23-99	LSUW, 17-16
10-28-00	Middle TennesseeW, 61-35
10-13-01	Troy StateL, 9-21
10-12-02	Troy StateW, 11-8
10-11-03	MemphisW, 35-27
10-9-04	UABL, 13-27
10-22-05	HoustonL, 16-28
10-14-06	Jacksonville StateW, 35-3
10-6-07	UABW, 30-13
10-25-08	Middle TennesseeW, 31-22
10-10-09	HoustonL, 24-31
71 Games — 34 Different Opponents — 47-21-3		

HELMET HISTORY

After a recent five year stint of white helmets, Mississippi State will done Maroon helmets again beginning in 2009. State first wore the maroon headgear from 1963-65 followed by the period from 1974-2003. State's record when wearing maroon helmets is 150-187-5 (.445). They are 95-158-9 (.375) in white helmets.

no logo on helmet



jersey number on helmet



1951-62 white helmet with maroon stripe

1963-65 white decal on maroon helmet

1966-68 maroon numerals on white helmet

1969-73 maroon decal on white helmet (maroon stripe)

1974-78 white decal on maroon helmet

1979-85 white decal on maroon helmet

1986-95 white decal on maroon helmet

1996-2003 white decal on maroon helmet

2004-2008 maroon decal on white helmet

2009-present white decal on maroon helmet

1895-1932 (PRE-SEC YEARS)

Overall			
Year	Record	Conf.	Head Coach
1895	0-2	—	W.M. Matthews
1896	0-4	SIAA	J.B. Hildebrand
1901	2-2-1	SIAA	L.B. Harvey
1902	1-4-1	SIAA	L. Gwinn
1903	3-0-2	SIAA	Dan Martin
1904	2-5	SIAA	Dan Martin
1905	3-4	SIAA	Dan Martin
1906	2-2-1	SIAA	Dan Martin
1907	6-3	SIAA	Fred Furman
1908	3-4	SIAA	Fred Furman
1909	5-4	SIAA	W.D. Chadwick
1910	7-2	SIAA	W.D. Chadwick
1911	7-2-1	SIAA	W.D. Chadwick
1912	4-3	SIAA	W.D. Chadwick
1913	6-1-1	SIAA	W.D. Chadwick
1914	6-2	SIAA	E.C. Hayes
1915	5-2-1	SIAA	E.C. Hayes
1916	4-4-1	SIAA	E.C. Hayes
1917	6-1	SIAA	Sid Robinson
1918	3-2	SIAA	Sid Robinson
1919	6-2	SIAA	Sid Robinson
1920	5-3	SIAA	Fred Holtkamp
1921	4-4-1	SC	Fred Holtkamp
1922	3-4-2	SC	C.R. Dudy Noble
1923	5-2-2	SC	Earl Able
1924	5-4	SC	Earl Able
1925	3-4-1	SC	Bernie Bierman
1926	5-4	SC	Bernie Bierman
1927	5-3	SC	J.W. Hancock
1928	2-4-2	SC	J.W. Hancock
1929	1-5-2	SC	J.W. Hancock
1930	2-7	SC	Chris Cagle
1931	2-6	SC	Ray Dauber
1932	3-5	SC	Ray Dauber

SIAA - Southern Intercollegiate Athletic Association
SC - Southern Conference

1933-PRESENT

Year	Overall		SEC		Head Coach
	Record	Finish	Record	Finish	
1933	3-6-1	1-5-1	12th	Ross McKechnie	
1934	4-6	0-5	12th	Ross McKechnie	
1935	8-3	2-3	t-9th	Ralph Sasse	
1936	7-3-1	3-2	5th	Ralph Sasse	
1937	5-4-1	3-2	5th	Ralph Sasse	
1938	4-6	1-4	11th	Spike Nelson	
1939	8-2	3-2	4th	Allyn McKeen	
1940	10-0-1	4-0-1	2nd	Allyn McKeen	
1941	8-1-1	4-0-1	1st	Allyn McKeen	
1942	8-2	5-2	4th	Allyn McKeen	
1943	No team due to World War II				
1944	6-2	3-2	5th	Allyn McKeen	
1945	6-3	2-3	t-7th	Allyn McKeen	
1946	8-2	3-2	5th	Allyn McKeen	
1947	7-3	2-2	4th	Allyn McKeen	
1948	4-4-1	3-3	7th	Allyn McKeen	
1949	0-8-1	0-6	12th	Slick Morton	
1950	4-5	3-4	7th	Slick Morton	
1951	4-5	2-5	11th	Slick Morton	
1952	5-4	3-4	7th	Murray Warmath	
1953	5-2-3	3-1-3	6th	Murray Warmath	
1954	6-4	3-3	t-6th	Darrell Royal	
1955	6-4	4-4	6th	Darrell Royal	
1956	4-6	2-5	t-8th	Wade Walker	
1957	6-2-1	4-2-1	t-3rd	Wade Walker	
1958	3-6	1-6	12th	Wade Walker	
1959	2-7	0-7	12th	Wade Walker	
1960	2-6-1	0-5-1	11th	Wade Walker	
1961	5-5	1-5	t-10th	Wade Walker	
1962	3-6	2-5	9th	Paul Davis	
1963	7-2-2	4-1-2	4th	Paul Davis	
1964	4-6	2-5	8th	Paul Davis	



ALL-TIME RECORDS

1965	4-6	1-5	t-9th	Paul Davis
1966	2-8	0-6	t-9th	Paul Davis
1967	1-9	0-6	t-9th	Charley Shira
1968	0-8-2	0-4-2	9th	Charley Shira
1969	3-7	0-5	10th	Charley Shira
1970	6-5	3-4	t-7th	Charley Shira
1971	2-9	1-7	10th	Charley Shira
1972	4-7	1-6	9th	Charley Shira
1973	4-5-2	2-5	t-8th	Bob Tyler
1974	9-3	3-3	t-4th	Bob Tyler
1975*	2-9	0-6	t-9th	Bob Tyler
1976*	0-11	0-6	t-9th	Bob Tyler
1977*	0-11	0-6	t-9th	Bob Tyler
1978	6-5	2-4	t-7th	Bob Tyler
1979	3-8	2-4	8th	Emory Bellard
1980	9-3	5-1	t-2nd	Emory Bellard
1981	8-4	4-2	3rd	Emory Bellard
1982	5-6	2-4	8th	Emory Bellard
1983	3-8	1-5	8th	Emory Bellard
1984	4-7	1-5	t-9th	Emory Bellard
1985	5-6	0-6	9th	Emory Bellard
1986	6-5	2-4	t-7th	Rockey Felker
1987	4-7	1-5	t-7th	Rockey Felker
1988	1-10	0-7	10th	Rockey Felker
1989	5-6	1-6	9th	Rockey Felker
1990	5-6	1-6	t-8th	Rockey Felker
1991	7-5	4-3	t-4th	Jackie Sherrill
1992	7-5	4-4	3rd (W)	Jackie Sherrill
1993\$	4-5-2	3-4-1	4th (W)	Jackie Sherrill
1994	8-4	5-3	2nd (W)	Jackie Sherrill
1995	3-8	1-7	4th (W)	Jackie Sherrill
1996	5-6	3-5	4th (W)	Jackie Sherrill
1997	7-4	4-4	t-3rd (W)	Jackie Sherrill
1998	8-5	6-2	t-1st (W)	Jackie Sherrill
1999	10-2	6-2	2nd (W)	Jackie Sherrill
2000	8-4	4-4	t-3rd (W)	Jackie Sherrill
2001	3-8	2-6	6th (W)	Jackie Sherrill
2002	3-9	0-8	5th (W)	Jackie Sherrill
2003	2-10	1-7	5th (W)	Jackie Sherrill
2004	3-8	2-6	6th (W)	Sylvester Croom
2005	3-8	1-7	5th (W)	Sylvester Croom
2006	3-9	1-7	6th (W)	Sylvester Croom
2007	8-5	4-4	t-3rd (W)	Sylvester Croom
2008	4-8	2-6	t-4th (W)	Sylvester Croom
2009	5-7	3-5	t-4th (W)	Dan Mullen
109 yrs.	490-534-39	162-327-13	32 Coaches	

* - All wins in the 1975-77 seasons were forfeited by the NCAA, except for the 1975 Memphis State and North Texas State games.

\$ - Win over Alabama in 1993 was forfeited to MSU by the NCAA.

MSU VS. DIVISION I-A CONFERENCES

Atlantic Coast	8-20-1
Big East	5-5
Big Ten	2-6-1
Big 12	14-14-2
Conference USA	84-62-3
Independents	2-0
Mountain West	3-2
Pac-10	0-3
Southeastern	192-383-20
Sun Belt	33-5-2
Western Athletic	8-2

ATLANTIC COAST

	Overall	Home	Away	Neutral
Clemson	1-1-1	0-1	0-0-1	1-0
Florida State	2-7	1-1	1-5	0-1
Georgia Tech	0-4	0-1	0-3	—
Maryland	0-1	—	0-1	—
Miami [FL]	2-3	1-1	1-2	—
North Carolina	1-1	—	—	1-1
NC State	2-3	0-1	1-1	1-1
TOTALS	8-20-1	2-5	3-12-1	3-3

BIG EAST

	Overall	Home	Away	Neutral
Cincinnati	1-1	1-0	0-1	—
Louisville	2-2	1-1	1-1	—
Syracuse	2-0	1-0	1-0	—
West Virginia	0-2	0-1	0-1	—
TOTALS	5-5	3-2	2-3	—

BIG TEN

	Overall	Home	Away	Neutral
Illinois	1-1	—	1-0	0-1
Indiana	0-3	—	0-3	—
Michigan State	1-2-1	—	1-1-1	0-1
TOTALS	2-6-1	—	2-4-1	0-2

BIG 12

	Overall	Home	Away	Neutral
Kansas	1-0	—	—	1-0
Kansas State	1-1*	1-0	0-1*	—
Missouri	0-2	—	0-1	0-1
Nebraska	0-1	—	—	0-1
TOTALS	2-4	1-0	0-2	1-2

SOUTH

	Overall	Home	Away	Neutral
Baylor	1-2-1	0-1	1-0	0-1-1
Oklahoma State	2-2	1-0	0-2	1-0
Texas	2-2	1-0	1-1	0-1
Texas A&M	3-2	—	1-0	2-2
Texas Tech	4-2-1	—	2-1	2-1-1
TOTALS	12-10-2	2-1	5-4	5-5-2

CONFERENCE USA

	Overall	Home	Away	Neutral
Houston	6-9	3-5	3-4	—
Marshall	1-0	1-0	—	—
Memphis	31-11	14-4	16-6	1-1
Rice	0-1*	—	0-1*	—
Southern Miss	12-14-1	8-6-1	2-2	2-6
Tulane	30-26-2	9-3	17-22-2	4-1
UAB	2-1	1-1	0-1	—
UCF	2-0	1-0	—	1-0
TOTALS	84-62-3	38-19-1	38-35-2	8-8

INDEPENDENTS

	Overall	Home	Away	Neutral
Army	1-0	—	1-0	—
Navy	1-0	—	—	1-0
TOTALS	2-0	—	1-0	1-0

MOUNTAIN WEST

	Overall	Home	Away	Neutral
Air Force	0-1	—	—	0-1
Brigham Young	1-1	0-1	1-0	—
Colorado State	2-0	1-0	1-0	—
TOTALS	3-2	1-1	2-0	1-0

PACIFIC 10

	Overall	Home	Away	Neutral
Oregon	0-2	0-1	0-1	—
Washington	0-1*	—	0-1*	—
TOTALS	0-3	0-1	0-2	—

SOUTHEASTERN

EASTERN DIVISION

	Overall	Home	Away	Neutral
Florida	18-33-2	7-4	7-19-1	4-10-1
Georgia	5-16	1-4	2-9	2-3
Kentucky	16-21	9-6	6-13	1-2
South Carolina	6-7	3-3	3-4	—
Tennessee	15-28-1	4-5	7-13	4-10-1
Vanderbilt	12-7-2	6-1	6-5-2	0-1
TOTALS	72-112-5	30-23	31-63-3	11-26-2

WESTERN DIVISION

	Overall	Home	Away	Neutral
Alabama	18-73-3	4-15	9-39-1	5-19-2
Arkansas	6-13-1	4-5	0-3	2-5-1
Auburn	23-58-2	4-11-1	6-26	13-21-1
LSU	33-67-3	6-12-1	18-45-1	9-10-1
Mississippi	40-60-6	12-20-3	10-21-3	18-19
TOTALS	120-271-15	30-63-5	43-134-5	47-74-5

SUN BELT

	Overall	Home	Away	Neutral
Arkansas State	15-0-1	15-0-1	—	—
La.-Lafayette	3-1	3-0	—	0-1
La.-Monroe	4-1-1	4-1-1	—	—
North Texas	6-2	5-2	—	1-0
Mid. Tenn.	4-0	3-0	1-0	—
Troy	1-1	1-1	—	—
TOTALS	33-5-2	31-4-2	1-0	1-1

WESTERN ATHLETIC

MOUNTAIN DIVISION

	Overall	Home	Away	Neutral
Louisiana Tech	7-3	7-3	—	—
TOTALS	7-3	7-3	—	—

*Denotes wins which were forfeited by MSU due to NCAA infractions.

TV RECORDS



MEDIA INFORMATION

MSTATE ON TELEVISION	
ALL TV Games	61-89
National Cable	25-45
National Network	7-7
Regional Network	29-37
Home Games	32-37
Away Games	21-36
Neutral Sites	8-16
ABC	4-9
CBS	3-6
CSS	1-1
CSTV	1-0
NBC	2-0
ESPN	11-18
ESPN2	5-15*
ESPN U	3-1
ESPN-Regional	1-3
FOX	4-2
Fox Sports Net	2-1
JP / Lincoln Financial Sports/Raycom	21-26*
Mizlou	1-0
Sunshine	1-0
TBS	2-12

*includes dual broadcast

MISSISSIPPI STATE

TV RECORD VS. OPP.

Opponent	Record
Air Force	0-1
Alabama	7-14
Arkansas	3-3
Auburn	5-10
Brigham Young	1-1
Central Florida	2-0
Clemson	1-0
Florida	4-7
Georgia	0-3
Georgia Tech	0-2
Houston	0-1
Jackson State	1-0
Kansas	1-0
Kentucky	4-2
Louisiana Tech	0-1
LSU	2-16
Memphis	5-0
Middle Tennessee	2-0
Mississippi	7-8
Missouri	0-1
Nebraska	0-1
North Carolina	1-1
North Carolina State	1-1
Oklahoma State	1-0
Oregon	0-2
South Carolina	3-4
Southern Mississippi	0-1
Tennessee	2-7
Texas	2-1
Texas A&M	1-0
Tulane	3-0
Vanderbilt	2-0
West Virginia	0-1
TOTALS	61-89

2010 BULLDOGS

HISTORY

RECORDS

ALL-TIME TELEVISION APPEARANCES

YEAR	OPPONENT	SCORE	COVERAGE
1963 (1-0)	NC State (Liberty Bowl)	16-12	W NBC
1964 (1-0)	at Ole Miss	20-17	W NBC
1966 (0-1)	at LSU	7-17	L ABC (R)
1974 (1-0)	North Carolina (Sun)	26-24	W CBS
1977 (0-1)	Florida (@ Jackson)	22-24	L ABC (R)
1980 (0-1)	Nebraska (Sun Bowl)	17-31	L CBS
1981 (2-1)	Florida (@ Jackson)	28-7	W ABC (R)
	Missouri (@ Jackson)	3-14	L ABC (R)
	Kansas (HOF Bowl)	10-0	W Mizlou
1982 (1-2)	GEORGIA	22-29	L CBS (R)
	USM (@ Jackson)	14-20	L ABC (R)
	LSU	27-24	W ABC (R)
1984 (0-1)	Mississippi (@ Jackson)	3-24	L TBS

1986 (1-3)	at Tennessee	27-23	W	TBS
	AUBURN	6-35	L	ESPN
	ALABAMA	3-38	L	TBS
	Mississippi (@ Jackson)	3-24	L	TBS
1987 (0-1)	TENNESSEE	10-38	L	TBS
1988 (0-1)	LSU	3-20	L	TBS
1989 (0-1)	Alabama (@ B'ham)	10-23	L	TBS
1990 (0-3)	TENNESSEE	7-40	L	TBS
	at Florida	21-34	L	TBS
	ALABAMA	0-22	L	TBS
1991 (2-4)	TEXAS	13-6	W	TBS
	at Tennessee	24-26	L	TBS
	Florida (@ Orlando)	7-29	L	TBS
	at Auburn	24-17	W	ABC (R)
	at Alabama	7-13	L	TBS
Air Force (Liberty Bowl)	15-38	L	ESPN	
1992 (3-3)	at Texas	28-10	W	ESPN
	FLORIDA	30-6	W	ESPN
	ARKANSAS	10-3	W	JP (R)
	ALABAMA	21-30	L	ESPN
	at Mississippi	10-17	L	JP (R)
	North Carolina (Peach)	17-21	L	ESPN
1993 (1-2)	LSU	16-18	L	ABC (R)
	at Florida	24-38	L	JP (R)
	\$ at Alabama	25-36	L	ABC (R)
	\$ Alabama win forfeited by the NCAA.			
1994 (2-3)	TENNESSEE	24-21	W	JP (R)
	AUBURN	18-42	L	ABC (R)
	ARKANSAS	17-7	W	JP (R)
	ALABAMA	25-29	L	ABC (R)
	NC State (Peach Bowl)	24-28	L	ESPN
1995 (0-4)	LSU	16-34	L	JP (R)
	at Tennessee	14-52	L	ABC (R)
	Arkansas (@ Little Rock)	21-26	L	JP (R)
	at Alabama	9-14	L	JP (R)
1996 (3-3)	at South Carolina	14-10	W	JP (R)
	GEORGIA	19-38	L	ESPN2
	AUBURN	15-49	L	JP (R)
	at LSU	20-28	L	JP (R)
	ALABAMA	17-16	W	ESPN
	at Mississippi	17-0	W	ESPN2 / JP
1997 (5-2)	MEMPHIS	13-10	W	FOX
	KENTUCKY	35-27	W	JP (R)
	LSU	9-24	L	ESPN
	SOUTH CAROLINA	37-17	W	JP (R)
	CENTRAL FLORIDA	35-28	W	Sunshine (R)
1998 (7-4)	at Alabama	32-20	W	JP (R)
	MISSISSIPPI	14-15	L	ESPN2 / JP
	VANDERBILT	42-0	W	ESPN 2
	at Memphis	14-6	W	FOX
1999 (7-2)	at South Carolina	38-0	W	JP (R)
	AUBURN	38-21	W	JP (R)
	at LSU	6-41	L	ESPN 2
	at Kentucky	35-37	L	ESPN 2
	ALABAMA	26-14	W	JP (R)
	ARKANSAS	22-21	W	JP (R)
	at Mississippi	28-6	W	ESPN
	Tennessee (SEC Champ)	14-24	L	ABC
	Texas (Cotton Bowl)	11-38	L	FOX
2000 (6-3)	MEMPHIS	13-10	W	FOX
	OKLAHOMA STATE	29-11	W	JP (R)
	at Auburn	18-16	W	JP (R)
	LSU	17-16	W	ESPN2
	KENTUCKY	23-22	W	ESPN
	at Alabama	7-19	L	CBS
	at Arkansas	9-14	L	ESPN2
	MISSISSIPPI	23-20	W	ESPN
	Clemson (Peach Bowl)	17-7	W	ESPN
	2001 (2-6)	MEMPHIS	30-10	W
SOUTH CAROLINA		14-16	L	ESPN
at Florida		0-52	L	CBS
at Auburn		14-16	L	ESPN2
LSU		0-42	L	ESPN2
at Alabama		17-24	L	JP (R)
MISSISSIPPI		36-28	W	ESPN
BRIGHAM YOUNG		38-41	L	ESPN2
2002 (0-5)		at Oregon	13-36	L
	AUBURN	14-42	L	ESPN
	at LSU	13-31	L	JP (R)
	TENNESSEE	17-35	L	JP (R)
	at Mississippi	12-24	L	ESPN
2003 (0-6)	OREGON	34-42	L	ESPN2
	LSU	6-41	L	ESPN2
	at Kentucky	17-42	L	JP (R)
	ALABAMA	0-38	L	JP (R)
	at Tennessee	21-59	L	JP (R)
	MISSISSIPPI	0-31	L	ESPN
2004 (2-3)	TULANE	28-7	W	ESPN2
	AUBURN	14-43	L	JP (R)
	at LSU	0-51	L	JP (R)
	FLORIDA	38-31	W	JP (R)
	at Alabama	14-30	L	ESPN2
2005 (1-4)	at Auburn	0-28	L	JP (R)
	Tulane (@ Shreveport)	21-14	W	CSTV
	GEORGIA	10-23	L	ESPN
	at Florida	9-35	L	JP (R)
	ALABAMA	0-17	L	CBS
2006 (1-3)	SOUTH CAROLINA	0-15	L	ESPN
	AUBURN	0-34	L	LF (R)
	at LSU	17-47	L	LF (R)
	at Alabama	24-16	W	LF (R)
2007 (5-3)	LSU	0-45	L	ESPN
	at Tulane	38-17	W	CSS
	at Auburn	19-14	W	LF (R)
	at South Carolina	21-38	L	LF (R)
	at West Virginia	13-38	L	ESPN+
	at Kentucky	31-14	W	LF (R)
	ALABAMA	17-12	W	LF (R)
	OLE MISS	17-14	W	LF (R)
UCF (Liberty Bowl)	10-3	W	ESPN	
2008 (1-6)	at Louisiana Tech	14-22	L	ESPN2
	AUBURN	2-3	L	ESPN2
	at Georgia Tech	3-38	L	Raycom (R)
	at LSU	24-34	L	ESPN2
	Middle Tennessee	31-22	W	ESPNU
	at Alabama	7-32	L	ESPN
at Ole Miss	0-45	L	Raycom (R)	
2009 (5-7)	JACKSON STATE	45-7	W	ESPNU
	at Auburn	24-49	L	FSN
	at Vanderbilt	15-3	W	FSN
	LSU	26-30	L	SECN
	GEORGIA TECH	31-42	L	CSS
	HOUSTON	24-31	L	ESPNU
	at Middle Tennessee	27-6	W	ESPNU
	FLORIDA	19-29	L	ESPN
	at Kentucky	31-24	W	FSN
	ALABAMA	3-31	L	ESPN
Arkansas	21-42	L	SECN	
OLE MISS	41-27	W	SECN	



MISC. RECORDS

MEDIA INFORMATION

MISSISSIPPI STATE

2010 BULLDOGS

HISTORY

RECORDS

MSU IN THE FINAL NATIONAL RANKINGS

AP	ESPN/USA TODAY
1940 — 9th	1994 — 25th
1941 — 16th	1999 — 12th
1942 — 18th	2000 — 22nd
1957 — 14th	
1974 — 17th	
1976 — 20th	
1980 — 19th	
1992 — 23rd	
1994 — 24th	
1999 — 13th	
2000 — 24th	

UPI
1963 — 11th
1974 — 17th
1981 — 17th
1992 — 25th

MSU'S RECORD IN...

State/Country	Record	Pct.
Alabama	34-89-3	.278
Arkansas	0-8-1	.000
California	2-0	1.000
Colorado	1-0	1.000
Cuba	1-0	1.000
Florida	9-31-2	.238
Georgia	3-18	.143
Illinois	1-1	.500
Indiana	0-3	.000
Kansas	1-1	.500
Kentucky	7-14	.333
Louisiana	40-72-4	.357
Maryland	0-1	.000
Michigan	1-1-1	.500
Mississippi	320-227-20	.585
Missouri	0-2	.000
New York	2-0	1.000
North Carolina	1-1	.500
Ohio	1-1	.500
Oklahoma	0-2	.000
Oregon	0-1	.000
Pennsylvania	2-1	.667
South Carolina	3-4-1	.438
Tennessee	46-38-6	.540
Texas	12-11-1	.521
Utah	1-0	1.000
Washington	0-1	.000
West Virginia	0-1	.000
TOTALS	490-534-39	.479

MSU'S RECORD...

Site	Record	Pct.
Home	248-138-14	.642
Away	148-270-15	.354
Neutral	94-126-10	.427
TOTALS	490-534-39	.479

MSU IN DOMES...

Dome	Record	Pct.
Astrodome	1-2	.333
Carrier Dome	1-0	1.000
Georgia Dome	1-3	.250
Superdome	6-2	.750
TOTALS	9-7	.563

(last dome game: vs. Tulane, 2007, Superdome, New Orleans, La.)

MSU ON ARTIFICIAL TURF...

24-42 (NOTE: includes four wins that were forfeited from 1975-77)
 (last game: vs. Ole Miss, 2008)

MSU'S RECORD BY DECADE...

Site	Record	Pct.
1890s	0-6	.000
1900s	27-28-5	.492
1910s	54-21-4	.709
1920s	38-37-10	.506
1930s	46-48-3	.490
1940s	57-25-4	.686
1950s	45-45-4	.500
1960s	31-63-5	.338
1970s	36-73-2	.333
1980s	50-62-0	.446
1990s	64-50-2	.560
2000s	42-76-0	.356
TOTALS	485-534-39	.473

MSU'S RECORD BY MONTH...

Month	Record	Pct.
August	2-5	.286
September	111-90-2	.557
October	214-202-19	.514
November	149-216-17	.415
December	12-17-1	.416
January	2-4	.333
TOTALS	490-534-39	.473

MSU'S RECORD BY DAY...

Day	Record	Pct.
Sunday	3-4	.429
Monday	3-2-1	.583
Tuesday	2-2	.500
Wednesday	3-0	1.000
Thursday	17-23-2	.428
Friday	28-19-2	.604
Saturday	434-485-34	.471
TOTALS	490-534-39	.473

LAST TIME MSU HAD AN SEC RECORD OF:

0-1: 2009	3-0: 1999
0-2: 2006	3-1: 1998
0-3: 2006	3-2: 2000
0-4: 2006	3-3: 2007
0-5: 2006	3-4: 2007
0-6: 2005	3-5: 2009
0-7: 2005	
0-8: 2002	4-0: 1999
	4-1: 1981
1-0: 1999	4-2: 2000
1-1: 2009	4-3: 2000
1-2: 2009	4-4: 2007
1-3: 2009	
1-4: 2003	5-0: 1999
1-5: 2003	5-1: 1999
1-6: 2006	5-2: 1999
1-7: 2006	5-3: 1994
	6-0: Never
2-0: 1999	6-1: Never
2-1: 2000	6-2: 1999
2-2: 2000	
2-3: 2009	
2-4: 2009	
2-5: 2009	
2-6: 2008	

THE LAST TIME MSU HAD A RECORD OF:

0-1: 2007	4-0: 1999
0-2: 2006	4-1: 2000
0-3: 2006	4-2: 2007
0-4: 2003	4-3: 2007
0-5: Never**	4-4: 2007
0-6: Never**	4-5: 2009
0-7: Never**	4-6: 2009
0-8: Never**	4-7: 2009
0-9: Never**	4-8: 2008
0-10: Never**	5-0: 1999
0-11: Never**	5-1: 1998
	5-2: 2000
1-0: 2009	5-3: 1998
1-1: 2009	5-4: 2007
1-2: 2004	5-5: 1990
1-3: 2006	5-6: 1996
1-4: 2006	5-7: 2009
1-5: 2006	
1-6: 1988	
1-7: 1988	6-0: 1999
1-8: 1988	6-1: 1986
1-9: 1988	6-2: 2000
1-10: 1988	6-3: 1998
	6-4: 2007
	6-5: 2007
2-0: 2000	
2-1: 2009	7-0: 1999
2-2: 2009	7-1: 1946
2-3: 2009	7-2: 2000
2-4: 2009	7-3: 2000
2-5: 2006	7-4: 2000
2-6: 2006	7-5: 2007
2-7: 2006	
2-8: 2005	
2-9: 2003	8-0: 1999
2-10: 2003	8-1: 1999
	8-2: 1999
3-0: 1999	8-3: 1998
3-1: 2007	8-4: 2000
3-2: 2007	8-5: 2007
3-3: 1990	
3-4: 2009	9-0: Never#
3-5: 2009	9-1: Never
3-6: 2004	9-2: 1999
3-7: 2006	9-3: 1980
3-8: 2006	
3-9: 2006	10-0: Never\$
	10-1: Never\$
	10-2: 1999

**Reflects on-field results
 (MSU was 2-9 in 1975 and 0-11 in 1976 and 1977 due to wins forfeited)
 #-9-0-1 in 1940
 \$-10-0-1 in 1940

MSU'S RECORD IN...

Season Openers	75-33-2	.681
@ Home	51-15-1	.780
@ Away Sites	17-10-1	.607
@ Neutral Sites	7-8	.467
vs. SEC opponents	6-12	.333
vs. Non-SEC opp.	69-21-2	.747
Home Openers	82-25-2	.767
vs. SEC opponents	9-5	.643
vs. Non-SEC opp.	73-20-2	.788
Road Openers	47-55-6	.435
vs. SEC opponents	10-30-1	.256
vs. Non-SEC opp.	37-25-5	.597
SEC Openers	25-49-2	.330
@ Home	9-14	.391
@ Away Sites	11-26-1	.305
@ Neutral Sites	4-10-1	.300
SEC Home Openers	23-34-3	.387
SEC Road Openers	20-55-1	.263

STREAKS



MEDIA INFORMATION

LONGEST WINNING STREAKS

W	Time Period	Ended Against
1.	13- 10/17/42 - 11/11/44	at Alabama (L, 0-19, 11/18/44)
2.	10- 10/19/40 - 10/4/41	at LSU (T, 0-0, 10/11/41)
3.	8- 9/4/1999 - 11/4/99	at Alabama (L, 7-19, 11/13/99)
8-	11/28/18 - 11/8/19	Auburn [@ B'ham] (L, 0-7, 11/15/19)
5.	7- 10/12/46 - 11/23/46	at Alabama (L, 7-24, 11/30/46)

LONGEST HOME WINNING STREAK:
20 games (9/23/39 - 11/22/47)

LONGEST ROAD WINNING STREAK (DOES NOT INCLUDE NEUTRAL SITES):
8 games (11/11/39-10/4/41)

LONGEST ROAD WINNING STREAK (INCLUDES NEUTRAL SITES):
8 games (10/17/42 -11/11/44)

LONGEST SEC WINNING STREAKS

W	Time Period	Ended Against
1.	8- 11/14/1998 - 11/4/99	at Alabama (L, 7-19, 11/13/99)
8-	10/17/42 - 11/11/44	at Alabama (L, 0-19, 11/18/44)
3.	7- 9/20/80 - 10/24/81	at Alabama (L, 10-13, 10/31/81)
4.	5- 11/9/40 - 10/4/41	at LSU (T, 0-0, 10/11/41)
5.	4- 9/24/55 - 10/22/55	at Auburn (L, 26-27, 11/5/55)

LONGEST SEC HOME WINNING STREAK:
11 games (9/5/1998 - 11/11/00)

LONGEST SEC ROAD WINNING STREAK (DOES NOT INCLUDE NEUTRAL SITES):
6 games (11/11/39 - 10/4/41)

LONGEST SEC ROAD WINNING STREAK (INCLUDES NEUTRAL SITES):
7 games (10/17/42 - 11/11/44)

LONGEST UNBEATEN STREAKS

W	Time Period	Ended Against
1.	21- 11/4/39 - 11/8/41 (19W, 2T)	at Duquesne (L, 0-16)
2.	13- 10/17/42 - 11/11/44 (13W)	at Alabama (L, 0-19)
3.	8- 9/4/1999 - 11/4/99 (8W)	at Alabama (L, 7-19)
8-	11/28/18 - 11/8/19 (8W)	Auburn [@ B'ham]
5.	7- 10/12/46 - 11/23/46 (7W)	at Alabama (L, 7-24)
7-	10/31/14 - 10/16/15 (6W, 1T)	Auburn [@ B'ham]

LONGEST SEC UNBEATEN STREAKS

G	Time Period (Wins, Ties)	Ended Against
1.	12- 11/1/39 - 11/29/41 (10W, 2T)	at Alabama (L, 6-21)
2.	8- 11/14/1998 - 11/4/99 (8W)	at Alabama (L, 7-19)
8-	10/17/42 - 11/11/44 (8W)	at Alabama (L, 0-19)
4.	7- 9/20/80 - 10/24/81 (7W)	at Alabama (L, 10-13)
5.	4- 9/24/55 - 10/22/55 (4W)	at Auburn (L, 26-27)

MISSISSIPPI STATE

2010 BULLDOGS

HISTORY

RECORDS

LONGEST LOSING STREAKS

L	Time Period	Ended Against
1.	11- 10/14/67 - 10/12/68	Texas Tech [@ Jackson] (T, 0-0)
2.	10- 9/10/88 - 11/26/88	VANDERBILT (W, 42-7)
3.	8- 10/15/66 - 9/30/67	at Texas Tech (W, 7-3)
8-	10/16/65 - 9/24/66	RICHMOND (W, 20-0)
5.	7- 9/24/83 - 11/5/83	at LSU (W, 45-26)
7-	10/25/58 - 10/3/59	ARKANSAS STATE (W, 49-14)
7-	9/24/05 - 11/19/05	OLE MISS (W, 35-14)

LONGEST SEC LOSING STREAKS

L	Time Period	Ended Against
1.	19- 10/22/65 - 10/5/68	Texas Tech [@ Jackson] (T, 28-28)
2.	13- 10/4/58 - 11/28/59	Tennessee [@ Memphis] (T, 0-0)
3.	11- 9/23/89 - 11/3/90	LSU [@ Jackson] (W, 34-22)
4.	10- 11/6/04 - 11/19/05	OLE MISS (W, 35-14)
5.	9- 10/18//03 - 10/2/04	FLORIDA (W, 38-31)
9-	9/19/2002 - 9/27/03	VANDERBILT (W, 30-21)
9-	10/25/86 - 11/14/87	Ole Miss [@ Jackson] (W, 30-20)

LONGEST WINLESS STREAKS

G	Time Period	Ended Against
1.	17- 10/14/67 - 11/30/68 (15L, 2T)	RICHMOND (W, 17-14)
2.	10- 9/10/88 - 11/26/88 (10L)	VANDERBILT (W, 42-7)
10-	11/27/48 - 11/26/49 (9L, 1T)	ARKANSAS ST. (W, 67-0)
4.	8- 10/15/66 - 9/30/67 (8L)	at Texas Tech (W, 7-3)
8-	10/16/65 - 9/24/66 (8L)	RICHMOND (W, 20-0)

LONGEST SEC WINLESS STREAKS

G	Time Period	Ended Against
1.	29- 10/22/65 - 9/19/70 (27L, 2T)	Vanderbilt (W, 20-6)
2.	22- 10/4/58 - 11/4/61 (21L, 1T)	Auburn (W, 11-10)
3.	11- 9/23/89 - 11/3/90 (11L)	LSU (W, 34-22)
4.	10- 11/6/04 - 11/19/05	OLE MISS (W, 35-14)
5.	9- 10/18//03 - 10/2/04 (9L)	FLORIDA (W, 38-31)
9-	9/19/2002 - 9/27/03 (9L)	VANDERBILT (W, 30-21)
9-	10/25/86 - 11/14/87 (9L)	Ole Miss (W, 30-20)

LONGEST WITHOUT BEING SHUTOUT

G	Time Period	Ended Against
1.	90- 11/18/78 - 11/1/86 (44-46-0)	LSU [@ Jackson, MS]
2.	76- 11/10/90 - 9/27/97 (39-35-2)	at Georgia
3.	45- 10/11/97 - 9/20/01 (31-14-0)	at Florida
4.	40- 11/9/74 - 9/23/78 (8-32-0)	at Florida
5.	31- 12/1/62 - 11/14/65 (15-14-2)	MISSISSIPPI

LONGEST WIN STREAKS AGAINST SAME OPPONENT

G	Time Period	Opponent
1.	14- 9/23/50 - 10/24/92	Arkansas State
2.	13- 11/30/11 - 10/24/25	Ole Miss
3.	10- 9/3/94 - present	Memphis
4.	9- 11/10/51 - 10/28/61	Memphis State
5.	8- 10/13/17 - 11/2/29	Mississippi College
8-	10/2/09 - 11/4/39	Birmingham-Southern



SERIES HISTORY

AIR FORCE (AFA, 1-0)

1991 AF, 38-15.....at Memphis, Tenn.
at Neutral Sites: AFA, 1-0

ALABAMA (UA, 73-18-3)

1896: UA, 20-0.....at Tuscaloosa
1901: UA, 45-0.....at Tuscaloosa
1902: UA, 27-0.....at Tuscaloosa
1903: MSU, 11-0.....at Columbus, Miss.
1904: UA, 6-0.....at Columbus, Miss.
1905: UA, 34-0.....at Tuscaloosa
1906: UA, 16-4.....at Starkville
1911: Tie 6-6.....at Columbus, Miss.
1912: MSU, 7-0.....at Aberdeen, Miss.
1913: MSU, 7-0.....at Birmingham, Ala.
1914: MSU, 9-0.....at Birmingham, Ala.
1919: UA, 14-6.....at Birmingham, Ala.
1920: UA, 24-7.....at Birmingham, Ala.
1921: Tied 7-7.....at Birmingham, Ala.
1922: UA, 59-0.....at Birmingham, Ala.
1925: UA, 6-0.....at Tuscaloosa
1926: UA, 26-7.....at Meridian, Miss.
1927: UA, 13-7.....at Tuscaloosa
1928: UA, 46-0.....at Starkville
1931: UA, 53-0.....at Meridian, Miss.
1932: UA, 53-0.....at Montgomery, Ala.
1933: UA, 18-0.....at Tuscaloosa
1934: UA, 41-0.....at Tuscaloosa
1935: MSU, 20-7.....at Tuscaloosa
1936: UA, 7-0.....at Tuscaloosa
1939: UA, 7-0.....at Tuscaloosa
1940: MSU, 13-0.....at Tuscaloosa
1941: MSU, 14-0.....at Tuscaloosa
1942: UA, 21-6.....at Tuscaloosa
1944: UA, 19-0.....at Tuscaloosa
1945: UA, 55-13.....at Tuscaloosa
1946: UA, 24-7.....at Tuscaloosa
1948: UA, 10-7.....at Starkville
1949: UA, 35-6.....at Tuscaloosa
1950: UA, 14-7.....at Tuscaloosa
1951: UA, 7-0.....at Starkville
1952: UA, 42-19.....at Tuscaloosa
1953: Tied 7-7.....at Tuscaloosa
1954: MSU, 12-7.....at Tuscaloosa
1955: MSU, 26-7.....at Tuscaloosa
1956: UA, 13-12.....at Tuscaloosa
1957: MSU, 25-13.....at Tuscaloosa
1958: UA, 9-7.....at Starkville
1959: UA, 10-0.....at Tuscaloosa
1960: UA, 7-0.....at Starkville
1961: UA, 24-0.....at Tuscaloosa
1962: UA, 20-0.....at Starkville
1963: UA, 20-19.....at Tuscaloosa
1964: UA, 23-6.....at Jackson, Miss.
1965: UA, 10-7.....at Jackson, Miss.
1966: UA, 27-14.....at Tuscaloosa
1967: UA, 13-0.....at Tuscaloosa
1968: UA, 20-13.....at Tuscaloosa
1969: UA, 23-19.....at Jackson, Miss.
1970: UA, 35-6.....at Tuscaloosa
1971: UA, 41-10.....at Jackson, Miss.
1972: UA, 58-14.....at Tuscaloosa
1973: UA, 35-0.....at Jackson, Miss.
1974: UA, 35-0.....at Tuscaloosa
1975: UA, 21-10.....at Jackson, Miss.
1976: UA, 34-17.....at Tuscaloosa
1977: UA, 37-7.....at Jackson, Miss.
1978: UA, 35-14.....at Birmingham, Ala.
1979: UA, 24-7.....at Tuscaloosa
1980: MSU, 6-3.....at Jackson, Miss.
1981: UA, 13-10.....at Tuscaloosa
1982: UA, 20-12.....at Jackson, Miss.
1983: UA, 35-18.....at Tuscaloosa
1984: UA, 24-20.....at Jackson, Miss.

1985: UA, 44-28.....at Tuscaloosa
1986: UA, 38-3.....at Starkville
1987: UA, 21-18.....at Birmingham, Ala.
1988: UA, 53-34.....at Starkville
1989: UA, 23-10.....at Birmingham, Ala.
1990: UA, 22-0.....at Starkville
1991: UA, 13-7.....at Tuscaloosa
1992: UA, 30-21.....at Starkville
1993: UA, 36-25*.....at Tuscaloosa
1994: UA, 29-25.....at Starkville
1995: UA, 14-9.....at Tuscaloosa
1996: MSU, 17-16.....at Starkville
1997: MSU, 32-20.....at Tuscaloosa
1998: MSU, 26-14.....at Starkville
1999: UA, 19-7.....at Tuscaloosa
2000: MSU, 29-7.....at Starkville
2001: UA, 24-17.....at Tuscaloosa
2002: UA, 28-14.....at Tuscaloosa
2003: UA, 38-0.....at Starkville
2004: UA, 30-14.....at Tuscaloosa
2005: UA, 17-0.....at Starkville
2006: MSU, 24-16.....at Tuscaloosa
2007: MSU, 17-12.....at Starkville
2008: UA, 32-7.....at Tuscaloosa
2009: UA, 31-3.....at Starkville
at Starkville: UA, 15-4
at Tuscaloosa: UA, 39-9-1
at Neutral Sites: UA, 19-5-2

ARKANSAS (UA, 13-6-1)

1916: MSU, 20-7.....at Memphis, Tenn.
1939: MSU, 19-0.....at Memphis, Tenn.
1992: MSU, 10-3.....at Starkville
1993: Tied, 13-13.....at Little Rock, Ark.
1994: MSU, 17-7.....at Starkville
1995: UA, 26-21.....at Little Rock, Ark.
1996: UA, 16-13.....at Starkville
1997: UA, 17-7.....at Fayetteville
1998: MSU, 22-21.....at Starkville
1999: UA, 14-9.....at Little Rock, Ark.
2000: UA, 17-10.....at Starkville
2001: UA, 24-21.....at Fayetteville
2002: UA, 26-19.....at Starkville
2003: UA, 52-6.....at Fayetteville
2004: UA, 24-21.....at Starkville
2005: UA, 44-10.....at Little Rock, Ark.
2006: UA, 28-14.....at Starkville
2007: UA, 45-31.....at Little Rock, Ark.
2008: MSU, 31-28.....at Starkville
2009: UA, 42-21.....at Little Rock, Ark.
at Starkville: UA, 5-4
at Fayetteville: UA, 3-0
at Neutral Sites: UA, 5-2-1

ARKANSAS A&M (MSU, 1-0)

1944: MSU, 49-20.....at Starkville
at Starkville: MSU, 1-0

ARKANSAS STATE (MSU, 15-0-1)

1950: MSU, 67-0.....at Starkville
1951: MSU, 32-0.....at Starkville
1952: MSU, 41-14.....at Starkville
1954: MSU, 46-13.....at Starkville
1956: MSU, 19-9.....at Starkville
1957: MSU, 47-13.....at Starkville
1958: MSU, 38-0.....at Starkville
1959: MSU, 49-14.....at Starkville
1960: MSU, 29-9.....at Starkville
1961: MSU, 38-0.....at Starkville
1982: MSU, 31-10.....at Starkville
1985: MSU, 22-14.....at Starkville
1986: MSU, 24-9.....at Starkville
1992: MSU, 56-6.....at Starkville
1993: Tie, 15-15.....at Starkville
1994: MSU, 49-3.....at Starkville
at Starkville: MSU, 15-0-1

ARMY (MSU, 1-0)

1935: MSU, 13-7.....at West Point
at West Point: MSU, 1-0

AUBURN (AUBURN, 58-23-2)

1905: AU, 18-0.....at Columbus, Miss.
1910: AU, 6-0.....at Auburn
1911: AU, 11-5.....at Birmingham, Ala.
1912: AU, 7-0.....at Birmingham, Ala.
1913: AU, 34-0.....at Birmingham, Ala.
1914: AU, 19-0.....at Birmingham, Ala.
1915: AU, 26-0.....at Birmingham, Ala.
1916: AU, 7-3.....at Birmingham, Ala.
1917: AU, 13-6.....at Birmingham, Ala.
1919: AU, 7-0.....at Birmingham, Ala.
1927: MSU, 7-0.....at Birmingham, Ala.
1928: MSU, 13-0.....at Birmingham, Ala.
1930: MSU, 7-6.....at Birmingham, Ala.
1937: AU, 33-7.....at Birmingham, Ala.
1938: AU, 20-6.....at Montgomery, Ala.
1939: AU, 7-0.....at Birmingham, Ala.
1940: Tie, 7-7.....at Birmingham, Ala.
1941: MSU, 14-7.....at Birmingham, Ala.
1942: MSU, 6-0.....at Birmingham, Ala.
1944: MSU, 26-21.....at Birmingham, Ala.
1945: MSU, 20-0.....at Birmingham, Ala.
1946: MSU, 33-0.....at Birmingham, Ala.
1947: MSU, 14-0.....at Birmingham, Ala.
1948: MSU, 20-0.....at Birmingham, Ala.
1949: AU, 25-6.....at Auburn
1950: MSU, 27-0.....at Starkville
1952: MSU, 49-34.....at Auburn
1953: Tie, 21-21.....at Starkville
1955: AU, 27-26.....at Auburn
1956: AU, 27-20.....at Auburn
1957: AU, 15-7.....at Birmingham, Ala.
1958: AU, 33-14.....at Auburn
1959: AU, 31-0.....at Birmingham, Ala.
1960: AU, 27-12.....at Auburn
1961: MSU, 11-10.....at Birmingham, Ala.
1962: AU, 9-3.....at Auburn
1963: MSU, 13-10.....at Jackson, Miss.
1964: AU, 12-3.....at Auburn
1965: AU, 25-18.....at Birmingham, Ala.
1966: AU, 13-0.....at Jackson, Miss.
1967: AU, 36-0.....at Auburn
1968: AU, 26-0.....at Jackson, Miss.
1969: AU, 52-13.....at Auburn
1970: AU, 56-0.....at Birmingham, Ala.
1971: AU, 30-21.....at Auburn
1972: AU, 14-3.....at Jackson, Miss.
1973: AU, 31-17.....at Auburn
1974: AU, 24-20.....at Jackson, Miss.
1975: *Tie, 21-21.....at Auburn
1976: *MSU, 28-19.....at Jackson, Miss.

SERIES HISTORY



MEDIA INFORMATION

MISSISSIPPI STATE

2010 BULLDOGS

HISTORY

RECORDS

1977: *MSU, 27-13 at Auburn
 1978: AU, 6-0 at Starkville
 1979: AU, 14-3 at Auburn
 1980: MSU, 24-21 at Jackson, Miss.
 1981: MSU, 21-17 at Auburn
 1982: AU, 35-17 at Starkville
 1983: AU, 28-13 at Auburn
 1984: AU, 24-21 at Starkville
 1985: AU, 21-9 at Auburn
 1986: AU, 35-6 at Starkville
 1987: AU, 38-7 at Auburn
 1988: AU, 33-0 at Auburn
 1989: AU, 14-0 at Auburn
 1990: AU, 17-16 at Starkville
 1991: MSU, 24-17 at Auburn
 1992: MSU, 14-7 at Starkville
 1993: AU, 31-17 at Auburn
 1994: AU, 42-18 at Starkville
 1995: AU, 48-20 at Auburn
 1996: AU, 49-15 at Starkville
 1997: MSU, 20-0 at Auburn
 1998: MSU, 38-21 at Starkville
 1999: MSU, 18-16 at Auburn
 2000: MSU, 17-10 at Starkville
 2001: AU, 16-14 at Auburn
 2002: AU, 42-14 at Starkville
 2003: AU, 45-13 at Auburn
 2004: AU, 43-14 at Starkville
 2005: AU, 28-0 at Auburn
 2006: AU, 34-0 at Starkville
 2007: MSU, 19-14 at Auburn
 2008: AU, 3-2 at Starkville
 2009: AU, 49-24 at Auburn
 at Starkville: AU, 11-4-1
 at Auburn: AU, 26-6
 at Neutral Sites: AU, 21-13-1

BAYLOR (BU, 2-1-1)

1948: Tie, 7-7 at Memphis, TN
 1949: BU, 14-6 at Starkville
 1950: BU, 14-7 at Shreveport, La.
 1995: MSU, 30-21 at Waco
 at Starkville: BU, 1-0
 at Waco: MSU, 1-0
 at Neutral Sites: BU, 1-0-1

BIRMINGHAM SOUTHERN (MSU, 8-0)

1909: MSU, 21-0 at Starkville
 1910: MSU, 46-0 at Starkville
 1911: MSU, 62-0 at Starkville
 1921: MSU, 20-7 at Starkville
 1922: MSU, 14-0 at Starkville
 1926: MSU, 19-7 at Birmingham
 1927: MSU, 27-0 at Starkville
 1939: MSU, 28-0 at Starkville
 at Starkville: MSU, 7-0
 at Birmingham: MSU, 1-0

BRIGHAM YOUNG (TIED 1-1)

2000: MSU, 44-28 at Provo
 2001: BYU, 41-38 at Starkville
 at Starkville: BYU, 1-0
 at Provo: MSU, 1-0

CAL POLY-POMONA (CP, 1-0)

1976: *MSU, 38-0 at Starkville
 at Starkville: CPP, 1-0

CAL STATE FULLERTON (MSU, 2-0)

1990: MSU, 27-13 at Starkville
 1991: MSU, 47-3 at Starkville
 at Starkville: MSU, 2-0

CAMP SHELBY (MSU, 1-0)

1918: MSU, 12-0 at Starkville
 at Starkville: MSU, 1-0

CENTENARY (CC, 1-0-2)

1928: Tie, 6-6 at Starkville
 1937: Tie, 0-0 at Shreveport
 1938: CC, 19-0 at Meridian, Miss.
 at Starkville: Tied 0-0-1
 at Shreveport: Tied 0-0-1
 at Neutral Sites: CC, 1-0

CHRISTIAN BROTHERS (TIED 0-0-1)

1901: Tied, 0-0 at Memphis
 at Memphis: Tied, 0-0-1

CINCINNATI (TIED 1-1)

1948: MSU, 27-0 at Starkville
 1949: UC, 19-0 at Cincinnati
 at Starkville: MSU, 1-0
 at Cincinnati: UC, 1-0

CLEMSON (TIED 1-1-1)

1948: CU, 21-7 at Starkville
 1949: Tie, 7-7 at Clemson
 1999: MSU, 17-7 at Atlanta, Ga.
 at Starkville: CU, 1-0
 at Clemson: MSU, 1-0
 at Neutral Sites: MSU, 1-0

COLORADO STATE (MSU, 2-0)

1981: MSU, 37-27 at Fort Collins
 1984: MSU, 14-9 at Starkville
 at Starkville: MSU, 1-0
 at Fort Collins: MSU, 1-0

CUMBERLAND (CU, 3-2)

1902: CU, 15-6 at Starkville
 1904: CU, 27-5 at Starkville
 1905: CU, 27-5 at Starkville
 1909: MSU, 34-6 at Starkville
 1914: MSU, 77-0 at Starkville
 at Starkville: CU, 3-2

DELTA STATE (MSU, 1-0)

1937: MSU, 39-0 at Starkville
 at Starkville: MSU, 1-0

DETROIT (MSU, 1-0)

1945: MSU, 41-6 at Memphis, Tenn.
 at Neutral Sites: MSU, 1-0

DRAKE (DU, 1-0)

1922: DU, 48-6 at Starkville
 at Starkville: DU, 1-0

DRURY COLLEGE (MSU, 1-0)

1907: MSU, 6-0 at Starkville
 at Starkville: MSU, 1-0

DUQUESNE (TIED 3-3)

1936: DU, 13-12 at Miami, Fla.
 1937: DU, 9-0 at Starkville
 1938: MSU, 12-7 at Pittsburgh
 1941: DU, 16-0 at Pittsburgh
 1942: MSU, 28-6 at Starkville
 1947: MSU, 34-0 at Starkville
 at Starkville: MSU, 2-1
 at Pittsburgh: Tied 1-1
 at Neutral Sites: DU, 1-0

EAST TENNESSEE STATE (MSU, 1-0)

1998: MSU, 53-6 at Starkville
 at Starkville: MSU, 1-0

FLORIDA (UF, 33-18-2)

1923: Tie, 13-13 at Jacksonville, Fla.
 1924: UF, 27-0 at Montgomery, Ala.
 1925: UF, 12-0 at Tampa, Fla.
 1936: MSU, 7-0 at Gainesville

1937: MSU, 14-13 at Starkville
 1938: MSU, 22-0 at Starkville
 1939: MSU, 14-0 at Gainesville
 1940: MSU, 27-7 at Gainesville
 1941: MSU, 6-0 at Starkville
 1942: MSU, 26-12 at Gainesville
 1954: UF, 7-0 at Gainesville
 1955: UF, 20-14 at Gainesville
 1956: UF, 26-0 at Starkville
 1957: MSU, 29-20 at Gainesville
 1958: MSU, 14-7 at Gainesville
 1959: UF, 14-13 at Gainesville
 1962: UF, 19-9 at Jackson, Miss.
 1963: Tie, 9-9 at Gainesville
 1964: UF, 16-13 at Jackson, Miss.
 1965: MSU, 18-13 at Gainesville
 1966: UF, 28-7 at Gainesville
 1967: UF, 24-7 at Jackson, Miss.
 1968: UF, 31-14 at Gainesville
 1969: UF, 47-35 at Jackson, Miss.
 1970: UF, 34-13 at Gainesville
 1971: MSU, 13-10 at Jackson, Miss.
 1972: UF, 28-13 at Gainesville
 1973: MSU, 33-12 at Jackson, Miss.
 1974: UF, 29-13 at Gainesville
 1975: UF, 27-10 at Jackson, Miss.
 1976: UF, 34-30 at Gainesville
 1977: UF, 24-22 at Jackson, Miss.
 1978: UF, 34-0 at Gainesville
 1979: MSU, 24-10 at Jackson, Miss.
 1980: UF, 21-15 at Gainesville
 1981: MSU, 28-7 at Jackson, Miss.
 1982: UF, 27-17 at Gainesville
 1983: UF, 35-12 at Starkville
 1984: UF, 27-12 at Gainesville
 1985: UF, 36-22 at Starkville
 1986: MSU, 16-10 at Starkville
 1987: UF, 38-3 at Gainesville
 1988: UF, 17-0 at Gainesville
 1989: UF, 21-0 at Tampa, Miss.
 1990: UF, 34-21 at Gainesville
 1991: UF, 29-7 at Orlando, Miss.
 1992: MSU, 30-6 at Starkville
 1993: UF, 38-24 at Starkville
 2000: MSU, 47-35 at Starkville
 2001: UF, 52-0 at Gainesville
 2004: MSU, 38-31 at Starkville
 2005: UF, 35-9 at Gainesville
 2009: UF, 29-19 at Starkville
 at Starkville: MSU, 7-4
 at Gainesville: UF, 19-7-1
 at Neutral Sites: UF, 10-4-1

FLORIDA STATE (FSU, 7-2)

1966: FSU, 10-0 at Tallahassee
 1967: FSU, 24-12 at Tallahassee
 1968: FSU, 27-14 at Starkville
 1969: FSU, 20-17 at Tallahassee
 1971: FSU, 27-9 at Tallahassee
 1972: FSU, 25-21 at Jackson, Miss.
 1973: MSU, 37-12 at Tallahassee
 1978: MSU, 55-27 at Starkville
 1979: FSU, 17-6 at Tallahassee
 at Starkville: Tied 1-1
 at Tallahassee: FSU, 5-1
 at Neutral Sites: FSU, 1-0

GARDNER-WEBB (MSU, 1-0)

2007: MSU, 31-15 at Starkville
 at Starkville: MSU, 1-0

GEORGETOWN (MSU, 1-0)

1940: MSU, 14-7 at Miami, Fla.
 at Neutral Sites: MSU, 1-0



SERIES HISTORY

GEORGIA (UGA, 16-5)

1914:	MSU, 9-0	at Athens
1950:	UGA, 27-0	at Athens
1951:	MSU, 6-0	at Starkville
1956:	MSU, 19-7	at Athens
1959:	UGA, 15-0	at Atlanta, Ga.
1960:	UGA, 20-17	at Athens
1961:	UGA, 10-7	at Atlanta, Ga.
1966:	UGA, 20-17	at Jackson, Miss.
1967:	UGA, 30-0	at Athens
1970:	MSU, 7-6	at Jackson, Miss.
1971:	UGA, 35-7	at Athens
1974:	MSU, 38-14	at Jackson, Miss.
1975:	UGA, 28-6	at Athens
1982:	UGA, 29-22	at Starkville
1983:	UGA, 20-7	at Athens
1988:	UGA, 42-35	at Starkville
1989:	UGA, 23-6	at Athens
1996:	UGA, 38-19	at Starkville
1997:	UGA, 47-0	at Athens
2005:	UGA, 23-10	at Starkville
2006:	UGA, 27-24	at Athens
		at Starkville: UGA, 4-1
		at Athens: UGA, 9-2
		at Neutral Sites: UGA, 3-2

GEORGIA TECH (GT, 4-0)

1908:	GT, 23-0	at Atlanta
1929:	GT, 27-13	at Atlanta
2008:	GT, 38-7	at Atlanta
2009:	GT, 42-31	at Starkville
		at Starkville: GT, 1-0
		at Atlanta: GT, 3-0

HARDIN-SIMMONS (MSU, 1-0)

1947:	MSU, 27-7	at Starkville
		at Starkville: MSU, 1-0

HASKELL INSTITUTE (MSU, 1-0)

1917:	MSU, 7-6	at Memphis, Tenn.
		at Neutral Sites: MSU, 1-0

HAVANA ATHLETIC CLUB (MSU, 1-0)

1911:	MSU, 12-0	at Havana, Cuba
		at Havana: MSU, 1-0

HENDERSON BROWN (HB, 1-0)

1929:	HB, 7-0	at Starkville
		at Starkville: HB, 1-0

HENDERSON ST. (HSU, 1-0)

1930:	HSU, 25-7	at Starkville
		at Starkville: HSU, 1-0

HOUSTON (UH, 9-6)

1956:	UH, 18-7	at Houston
1960:	UH, 14-10	at Starkville
1961:	MSU, 10-7	at Houston
1962:	MSU, 9-3	at Houston
1963:	MSU, 20-0	at Starkville
1964:	MSU, 18-13	at Starkville
1965:	MSU, 36-0	at Houston
1966:	UH, 28-0	at Houston
1967:	UH, 43-6	at Starkville
1969:	UH, 74-0	at Houston
1970:	UH, 31-14	at Starkville
1972:	MSU, 27-13	at Starkville
2003:	UH, 42-35	at Houston
2005:	UH, 28-16	at Starkville
2009:	UH, 31-24	at Starkville
		at Starkville: UH, 5-3
		at Houston: UH, 4-3

ILLINOIS (TIED 1-1)

1923:	UI, 27-0	at Urbana, Ill.
1980:	MSU, 28-21	at Champaign
		at Champaign: MSU, 1-0
		at Neutral Sites: UI, 1-0

INDIANA (MSU, 3-0)

1920:	IU, 24-0	at Bloomington
1926:	IU, 19-6	at Bloomington
1932:	IU, 19-0	at Bloomington
		at Bloomington: IU, 3-0

JACKSON AFB (MSU, 1-0)

1944:	MSU, 41-0	at Starkville
		at Starkville: MSU, 1-0

JACKSON STATE (MSU, 1-0)

2009:	MSU, 45-7	at Starkville
		at Starkville: MSU, 1-0

JACKSONVILLE STATE (MSU, 1-0)

2002:	MSU, 51-13	at Starkville
2006:	MSU, 35-3	at Starkville
		at Starkville: MSU, 2-0

KANSAS (MSU, 1-0)

1981:	MSU, 10-0	at Birmingham, Ala.
		at Neutral Sites: MSU, 1-0

KANSAS STATE (TIED 1-1)

1974:	MSU, 21-16	at Starkville
1977:	*MSU, 24-21	at Manhattan
		at Starkville: MSU, 1-0
		at Manhattan: KU, 1-0

KENTUCKY (UK, 21-16)

1914:	UK, 19-13	at Lexington
1915:	MSU, 12-0	at Starkville
1916:	UK, 13-3	at Lexington
1917:	MSU, 14-0	at Starkville
1944:	MSU, 26-0	at Memphis, Tenn.
1950:	UK, 48-21	at Starkville
1951:	UK, 27-0	at Lexington
1952:	MSU, 27-14	at Starkville
1953:	UK, 32-13	at Lexington
1955:	MSU, 20-14	at Lexington
1958:	UK, 33-12	at Lexington
1972:	UK, 17-13	at Lexington
1973:	UK, 42-14	at Jackson, Miss.
1976:	*MSU, 14-7	at Jackson, Miss.
1977:	UK, 23-7	at Lexington
1984:	UK, 17-13	at Starkville
1985:	UK, 33-19	at Lexington
1990:	UK, 17-15	at Lexington
1991:	MSU, 31-6	at Starkville
1992:	MSU, 37-36	at Lexington
1993:	UK, 26-17	at Starkville
1994:	MSU, 47-7	at Lexington
1995:	MSU, 42-32	at Starkville
1996:	UK, 24-21	at Lexington
1997:	MSU, 35-27	at Starkville
1998:	UK, 37-35	at Lexington
1999:	MSU, 23-22	at Starkville
2000:	MSU, 35-17	at Lexington
2001:	MSU, 17-14	at Starkville
2002:	UK, 45-24	at Starkville
2003:	UK, 42-17	at Lexington
2004:	MSU, 22-7	at Starkville
2005:	UK, 13-7	at Lexington
2006:	UK, 34-31	at Starkville

2007:	MSU, 31-14	at Lexington
2008:	UK, 14-13	at Starkville
2009:	MSU, 31-24	at Lexington
		at Starkville: MSU, 9-6
		at Lexington: UK, 13-6
		at Neutral Sites: UK, 2-1

LAMAR (MSU, 2-0)

1971:	MSU, 24-7	at Starkville
1974:	MSU, 31-21	at Beaumont
		at Starkville: MSU, 1-0
		at Beaumont: MSU, 1-0

LOUISIANA-LAFAYETTE (MSU, 3-1)

1908:	ULL, 6-5	at Columbus, Miss.
1940:	MSU, 20-0	at Starkville
1945:	MSU, 31-0	at Starkville
1987:	MSU, 31-3	at Starkville
		at Starkville: MSU, 3-0
		at Neutral Sites: USL, 1-0

LOUISIANA-MONROE (MSU, 4-1-1)

1972:	MSU, 42-7	at Starkville
1973:	Tie, 21-21	at Starkville
1989:	MSU, 28-14	at Starkville
1995:	ULM, 34-32	at Starkville
1996:	MSU, 59-0	at Starkville
1997:	MSU, 24-10	at Starkville
		at Starkville: MSU, 4-1-1

LSU (LSU, 67-33)

1896:	LSU,, 52-0	at Baton Rouge
1902:	LSU,, 6-0	at Starkville
1903:	MSU,, 11-0	at Starkville
1905:	LSU,, 15-0	at Baton Rouge
1906:	Tied 0-0	at Columbus, Miss.
1907:	LSU, 23-11	at Baton Rouge
1908:	LSU, 50-0	at Baton Rouge
1909:	LSU, 15-0	at Baton Rouge
1910:	MSU, 3-0	at Columbus, Miss.
1911:	MSU, 6-0	at Gulfport, Miss.
1912:	MSU, 7-0	at Baton Rouge
1913:	Tied 0-0	at Starkville
1915:	LSU, 10-0	at Baton Rouge
1916:	LSU, 13-3	at Starkville
1917:	MSU, 9-0	at Baton Rouge
1919:	MSU, 6-0	at Starkville
1920:	MSU, 12-7	at Baton Rouge
1921:	LSU, 17-14	at Starkville
1922:	MSU, 7-0	at Baton Rouge
1923:	MSU, 14-7	at Starkville
1926:	MSU, 7-6	at Jackson, Miss.
1927:	LSU, 9-7	at Jackson, Miss.
1928:	LSU, 31-0	at Jackson, Miss.
1929:	LSU, 31-6	at Jackson, Miss.
1930:	MSU, 8-6	at Jackson, Miss.
1931:	LSU, 31-0	at Baton Rouge
1932:	LSU, 24-0	at Monroe, La.
1933:	LSU, 21-6	at Monroe, La.
1934:	LSU, 25-3	at Baton Rouge
1935:	LSU, 28-13	at Baton Rouge
1936:	LSU, 12-0	at Baton Rouge
1937:	LSU, 41-0	at Baton Rouge
1938:	LSU, 32-7	at Baton Rouge
1939:	MSU, 15-12	at Baton Rouge
1940:	MSU, 22-7	at Baton Rouge
1941:	Tied 0-0	at Baton Rouge
1942:	LSU, 16-6	at Baton Rouge
1944:	MSU, 13-6	at Baton Rouge
1945:	MSU, 27-20	at Baton Rouge
1946:	LSU, 13-6	at Baton Rouge
1947:	LSU, 21-6	at Baton Rouge
1948:	MSU, 7-0	at Baton Rouge
1949:	LSU, 34-7	at Baton Rouge

SERIES HISTORY



MEDIA INFORMATION

MISSISSIPPI STATE

2010 BULLDOGS

HISTORY

RECORDS

1950:	MSU, 13-7at Baton Rouge
1951:	LSU, 3-0at Baton Rouge
1952:	MSU, 33-14at Baton Rouge
1953:	MSU, 26-13at Baton Rouge
1954:	MSU, 25-0at Baton Rouge
1955:	LSU, 34-7at Baton Rouge
1956:	MSU, 32-13at Baton Rouge
1957:	MSU, 14-6at Baton Rouge
1958:	LSU, 7-6at Jackson, Miss.
1959:	LSU, 27-0at Baton Rouge
1960:	LSU, 7-3at Baton Rouge
1961:	LSU, 14-6at Baton Rouge
1962:	LSU, 28-0at Jackson, Miss.
1963:	MSU, 7-6at Jackson, Miss.
1964:	LSU, 14-10at Baton Rouge
1965:	LSU, 37-20at Baton Rouge
1966:	LSU, 17-7at Baton Rouge
1967:	LSU, 55-0at Baton Rouge
1968:	LSU, 20-16at Baton Rouge
1969:	LSU, 61-6at Baton Rouge
1970:	LSU, 38-7at Baton Rouge
1971:	LSU, 28-3at Jackson, Miss.
1972:	LSU, 28-14at Baton Rouge
1973:	LSU, 26-7at Baton Rouge
1974:	MSU, 7-6at Jackson, Miss.
1975:	*MSU, 16-6at Baton Rouge
1976:	*MSU, 21-13at Jackson, Miss.
1977:	LSU, 27-24at Baton Rouge
1978:	MSU, 16-14at Jackson, Miss.
1979:	LSU, 21-3at Baton Rouge
1980:	MSU, 55-31at Jackson, Miss.
1981:	MSU, 17-9at Baton Rouge
1982:	MSU, 27-24at Starkville
1983:	MSU, 45-26at Baton Rouge
1984:	MSU, 16-14at Starkville
1985:	LSU, 17-15at Baton Rouge
1986:	LSU, 47-0at Jackson, Miss.
1987:	LSU, 34-14at Baton Rouge
1988:	LSU, 20-3at Starkville
1989:	LSU, 44-20at Baton Rouge
1990:	MSU, 34-22at Jackson, Miss.
1991:	MSU, 28-19at Baton Rouge
1992:	LSU, 24-3at Baton Rouge
1993:	LSU, 18-16at Starkville
1994:	LSU, 44-24at Baton Rouge
1995:	LSU, 34-16at Starkville
1996:	LSU, 28-20at Baton Rouge
1997:	LSU, 24-9at Starkville
1998:	LSU, 41-6at Baton Rouge
1999:	MSU, 17-16at Starkville
2000:	LSU, 45-38at Baton Rouge
2001:	LSU, 42-0at Starkville
2002:	LSU, 31-13at Baton Rouge
2003:	LSU, 41-6at Starkville
2004:	LSU, 51-0at Baton Rouge
2005:	LSU, 37-7at Starkville
2006:	LSU, 47-17at Baton Rouge
2007:	LSU, 45-0at Starkville
2008:	LSU, 34-24at Baton Rouge
2009:	LSU, 30-26at Starkville
	at Starkville: LSU, 12-6-1	
	at Baton Rouge: LSU, 45-18-1	
	at Neutral Sites: LSU, 10-9-1	

LOUISIANA TECH (MSU, 7-3)

1904:	MSU, 32-5at Starkville
1908:	MSU, 47-0at Starkville
1927:	MSU, 14-0at Starkville
1938:	MSU, 48-0at Starkville
1968:	LTU, 20-13at Starkville
1980:	MSU, 31-11at Starkville
1987:	MSU, 14-13at Starkville
1988:	MSU, 21-14at Starkville
1996:	LTU, 38-23at Starkville
2008:	LTU, 22-14at Ruston
	at Starkville: MSU, 7-2	
	at Ruston: LTU, 1-0	

LOUISVILLE (TIED 2-2)

1973:	MSU, 18-7at Louisville
1974:	MSU, 56-7at Starkville
1975:	*MSU, 28-14at Louisville
1976:	*MSU, 30-21at Starkville
	at Starkville: Tied 1-1	
	at Louisville: Tied 1-1	

LOYOLA [N.O.] (MSU, 3-0)

1934:	MSU, 20-6at New Orleans
1935:	MSU, 6-0at New Orleans
1936:	MSU, 32-0at Meridian, Miss.
	at New Orleans: MSU, 2-0	
	at Neutral Sites: MSU, 1-0	

MAINE (MAINE, 1-0)

2004:	Maine, 9-7at Starkville
	at Starkville: Maine, 1-0	

MARION INSTITUTE (MSU, 4-0)

1905:	MSU, 38-0at Marion
1906:	MSU, 62-0at Starkville
1914:	MSU, 54-0at Starkville
1917:	MSU, 18-6at Starkville
	at Starkville: MSU, 3-0	
	at Marion: MSU, 1-0	

MARSHALL (MSU, 1-0)

1979:	MSU, 48-0at Starkville
	at Starkville: MSU, 1-0	

MARYLAND (UM, 1-0)

1979:	UM, 35-14at College Park
	at College Park: UM, 1-0	

MARYVILLE COLLEGE (TIED 0-0-1)

1916:	Tie, 7-7at Maryville
	at Maryville: Tied 0-0-1	

MAXWELL FIELD (MSU, 1-0)

1945:	MSU, 16-6at Starkville
	at Starkville: MSU, 1-0	

MEMPHIS (MSU, 31-11)

1951:	MSU, 27-20at Memphis
1953:	MSU, 34-6at Memphis
1954:	MSU, 27-7at Starkville
1955:	MSU, 33-0at Starkville
1957:	MSU, 10-6at Starkville
1958:	MSU, 28-6at Starkville
1959:	MSU, 28-23at Starkville
1960:	MSU, 21-0at Starkville
1961:	MSU, 23-16at Memphis
1962:	MEM, 28-7at Starkville
1963:	MEM, 17-10at Memphis
1965:	MEM, 33-13at Memphis
1974:	MSU, 29-28at Memphis
1975:	MSU, 17-7at Memphis
1976:	*MSU, 42-33at Memphis
1977:	MEM, 21-13at Memphis
1978:	MSU, 44-14at Memphis

1979:	MEM, 14-13at Jackson, Miss.
1980:	MSU, 34-7at Memphis
1981:	MSU, 20-3at Jackson, Miss.
1982:	MSU, 41-17at Memphis
1983:	MEM, 30-13at Starkville
1984:	MEM, 23-12at Memphis
1985:	MSU, 31-28at Starkville
1986:	MSU, 34-17at Memphis
1987:	MSU, 9-6at Starkville
1988:	MEM, 31-10at Memphis
1989:	MSU, 35-10at Starkville
1990:	MSU, 27-23at Memphis
1991:	MEM, 28-23at Starkville
1992:	MSU, 20-16at Memphis
1993:	MEM, 45-35at Starkville
1994:	MSU, 17-6at Memphis
1995:	MSU, 28-18at Starkville
1996:	MSU, 31-10at Memphis
1997:	MSU, 13-10at Starkville
1998:	MSU, 14-6at Memphis
1999:	MSU, 13-10at Starkville
2000:	MSU, 17-3at Memphis
2001:	MSU, 30-10at Starkville
2002:	MSU, 29-17at Memphis
2003:	MSU, 35-27at Starkville
	at Starkville: MSU, 14-4	
	at Memphis: MSU, 16-6	
	at Neutral Sites: Tied 1-1	

MEMPHIS ATHLETIC CLUB (MAC, 1-0)

1895:	MAC, 16-0at Memphis
	at Memphis: MAC, 1-0	

MEMPHIS UNIV. SCH. (MSU, 1-0)

1910:	MSU, 6-0at Starkville
	at Starkville: MSU, 1-0	

MERCER (MSU, 3-0)

1907:	MSU, 75-0at Columbus, Miss.
1914:	MSU, 66-0at Starkville
1936:	MSU, 32-0at Starkville
	at Starkville: MSU, 2-0	
	at Neutral Sites: MSU, 1-0	

MERIDIAN ATHLETIC CLUB (MSU, 2-0)

1901:	MSU, 11-5at Meridian
1903:	MSU, 43-0at Meridian
	at Meridian: MSU, 2-0	

MIAMI [FLA.] (UM, 3-2)

1954:	UM, 27-13at Miami
1980:	MSU, 34-31at Miami
1981:	MSU, 14-10at Starkville
1982:	UM, 31-14at Miami
1983:	UM, 31-7at Starkville
	at Starkville: Tied 1-1	
	at Miami: UM, 2-1	

MICHIGAN STATE (MICH ST., 2-1-1)

1928:	Tie, 6-6at East Lansing
1929:	MICHST, 33-19at Jackson, Miss.
1946:	MSU, 6-0at East Lansing
1947:	MICHST, 7-0at East Lansing
	at East Lansing: Tied 1-1-1	
	at Neutral Sites: MICHST, 1-0	

MIDDLE TENNESSEE (MSU, 4-0)

1999:	MSU, 40-7at Starkville
2000:	MSU, 61-35at Starkville
2008:	MSU, 31-22at Starkville
2009:	MSU, 27-6at Murfreesboro
	at Starkville: MSU, 3-0	
	at Murfreesboro: MSU, 1-0	



SERIES HISTORY

MEDIA INFORMATION

MISSISSIPPI STATE

2010 BULLDOGS

HISTORY

RECORDS

MILLSAPS (MSU, 14-2-1)

1923:	MSU, 28-6	at Starkville
1924:	MSU, 28-6	at Starkville
1925:	MSU, 34-0	at Starkville
1926:	MSU, 34-0	at Starkville
1927:	MSU, 6-0	at Starkville
1929:	Tie, 0-0	at Starkville
1930:	MC, 19-13	at Starkville
1931:	MSU, 10-7	at Jackson
1932:	MSU, 9-8	at Starkville
1933:	MSU, 12-0	at Starkville
1934:	MC, 7-6	at Starkville
1935:	MSU, 45-0	at Starkville
1936:	MSU, 20-0	at Starkville
1939:	MSU, 40-0	at Starkville
1940:	MSU, 46-13	at Starkville
1941:	MSU, 49-6	at Starkville
1944:	MSU, 56-0	at Starkville
	at Starkville: MSU, 13-2-1	
	at Jackson: MSU, 1-0	

MISSISSIPPI COLLEGE (MSU, 16-3)

1910:	MSU, 24-0	at Starkville
1911:	MSU, 27-6	at Starkville
1912:	MSU, 19-0	at Starkville
1913:	MSU, 1-0	at Starkville
1915:	MSU, 12-0	at Jackson, Miss.
1916:	MC, 13-6	at Aberdeen, Miss.
1917:	MSU, 68-0	at Starkville
1919:	MSU, 56-7	at Starkville
1920:	MSU, 27-0	at Starkville
1921:	MSU, 14-13	at Jackson, Miss.
1924:	MSU, 7-6	at Starkville
1925:	MSU, 46-0	at Starkville
1926:	MSU, 41-0	at Starkville
1929:	MSU, 6-0	at Starkville
1930:	MC, 13-12	at Starkville
1931:	MC, 6-2	at Starkville
1932:	MSU, 18-7	at Jackson, Miss.
1933:	MSU, 18-0	at Starkville
1934:	MSU, 13-6	at Starkville
	at Starkville: MSU, 13-2	
	at Neutral Sites: MSU, 3-1	

MISSOURI (UM, 2-0)

1981:	UM, 14-3	at Jackson, Miss.
1984:	UM, 47-30	at Columbia
	at Columbia: UM, 1-0	
	at Neutral Sites: UM, 1-0	

MURRAY STATE (MSU, 2-0)

1946:	MSU, 69-0	at Starkville
2005:	MSU, 38-6	at Starkville
	at Starkville: MSU, 2-0	

NAVY (MSU, 1-0)

1983:	MSU, 38-10	at Jackson, Miss.
	at Neutral Sites: MSU, 1-0	

NEBRASKA (UN, 1-0)

1980:	UN, 31-17	at El Paso, Texas
	at Neutral Sites: UN, 1-0	

NEW ORLEANS ATHLETIC CLUB (NOAC, 1-0)

1896:	NAC, 55-0	at New Orleans
	at New Orleans: NAC,, 1-0	

NORTH CAROLINA (TIED 1-1)

1974:	MSU, 26-24	at El Paso, Texas
1993:	UNC, 21-17	at Atlanta, Ga.
	at Neutral Sites: Tied 1-1	

NC STATE (NCSU, 3-2)

1930:	NCSU, 14-0	at Raleigh
1931:	NCSU, 6-0	at Starkville
1940:	MSU, 26-10	at Raleigh
1963:	MSU, 16-12	at Philadelphia, Pa.
1995:	NCSU, 29-25	at Atlanta, Ga.
	at Starkville: NCSU, 1-0	
	at Raleigh: Tied 1-1	
	at Neutral Sites: Tied 1-1	

NORTH TEXAS (MSU, 6-2)

1952:	MSU, 14-0	at Starkville
1953:	MSU, 21-6	at Starkville
1954:	MSU, 48-26	at Starkville
1955:	MSU, 20-7	at Starkville
1975:	MSU, 15-12	at Starkville
1976:	*MSU, 7-0	at Starkville
1977:	*MSU, 17-15	at Starkville
1978:	MSU, 17-5	at Irving, Texas
	at Starkville: MSU, 5-2	
	at Neutral Sites: MSU, 1-0	

NORTHWESTERN STATE (MSU, 2-0)

1945:	MSU, 54-0	at Starkville
1946:	MSU, 27-0	at Starkville
	at Starkville: MSU, 2-0	

OKLAHOMA STATE (TIED 2-2)

1970:	MSU, 14-13	at Jackson, Miss.
1971:	OSU, 26-7	at Stillwater
1998:	OSU, 42-23	at Stillwater
1999:	MSU, 29-11	at Starkville
	at Starkville: MSU, 1-0	
	at Stillwater: OSU, 2-0	
	at Neutral Sites: MSU, 1-0	

OLE MISS (UM, 60-40-6)

1901:	MSU, 17-0	at Starkville
1902:	UM, 21-0	at Starkville
1903:	Tied 6-6	at Oxford
1904:	UM, 17-5	at Columbus, Miss.
1905:	MSU, 11-0	at Jackson, Miss.
1906:	UM, 29-5	at Jackson, Miss.
1907:	MSU, 15-0	at Jackson, Miss.
1908:	MSU, 44-6	at Jackson, Miss.
1909:	UM, 9-5	at Jackson, Miss.
1910:	UM, 30-0	at Jackson, Miss.
1911:	MSU, 6-0	at Jackson, Miss.
1915:	MSU, 65-0	at Tupelo, Miss.
1916:	MSU, 36-0	at Tupelo, Miss.
1917:	MSU, 41-14	at Tupelo, Miss.
1918:	MSU, 13-0	at Oxford
	MSU, 34-0	at Starkville
1919:	MSU, 33-0	at Clarksdale, Miss.
1920:	MSU, 20-0	at Greenwood, Miss.
1921:	MSU, 21-0	at Greenwood, Miss.
1922:	MSU, 19-13	at Jackson, Miss.
1923:	MSU, 13-6	at Jackson, Miss.
1924:	MSU, 20-0	at Jackson, Miss.
1925:	MSU, 6-0	at Jackson, Miss.
1926:	UM, 7-6	at Starkville
1927:	UM, 20-12	at Oxford
1928:	UM, 20-19	at Starkville
1929:	Tied 7-7	at Oxford
1930:	UM, 20-0	at Starkville
1931:	UM, 25-14	at Oxford
1932:	UM, 13-0	at Starkville
1933:	UM, 31-0	at Oxford
1934:	UM, 7-3	at Jackson, Miss.
1935:	UM, 14-6	at Oxford
1936:	MSU, 26-6	at Starkville
1937:	MSU, 9-7	at Oxford
1938:	UM, 19-6	at Starkville
1939:	MSU, 18-6	at Oxford

1940:	MSU, 19-0	at Starkville
1941:	MSU, 6-0	at Oxford
1942:	MSU, 34-13	at Starkville
1944:	UM, 13-8	at Oxford
1945:	UM, 7-6	at Starkville
1946:	MSU, 20-0	at Oxford
1947:	UM, 33-14	at Starkville
1948:	UM, 34-7	at Oxford
1949:	UM, 26-0	at Starkville
1950:	UM, 27-20	at Oxford
1951:	UM, 49-7	at Starkville
1952:	UM, 20-14	at Oxford
1953:	Tied 7-7	at Starkville
1954:	UM, 14-0	at Oxford
1955:	UM, 26-0	at Starkville
1956:	UM, 13-7	at Oxford
1957:	Tied 7-7	at Starkville
1958:	UM, 21-0	at Oxford
1959:	UM, 42-0	at Starkville
1960:	UM, 35-9	at Oxford
1961:	UM, 37-7	at Starkville
1962:	UM, 13-6	at Oxford
1963:	Tied 10-10	at Starkville
1964:	MSU, 20-17	at Oxford
1965:	UM, 21-0	at Starkville
1966:	UM, 24-0	at Oxford
1967:	UM, 10-3	at Starkville
1968:	Tied 17-17	at Oxford
1969:	UM, 48-22	at Starkville
1970:	MSU, 19-14	at Oxford
1971:	UM, 48-0	at Starkville
1972:	UM, 51-14	at Oxford
1973:	UM, 38-10	at Jackson, Miss.
1974:	MSU, 31-13	at Jackson, Miss.
1975:	UM, 13-7	at Jackson, Miss.
1976:	*MSU, 28-11	at Jackson, Miss.
1977:	*MSU, 18-14	at Jackson, Miss.
1978:	UM, 27-7	at Jackson, Miss.
1979:	UM, 14-9	at Jackson, Miss.
1980:	MSU, 19-14	at Jackson, Miss.
1981:	UM, 21-17	at Jackson, Miss.
1982:	MSU, 27-10	at Jackson, Miss.
1983:	UM, 24-23	at Jackson, Miss.
1984:	UM, 24-3	at Jackson, Miss.
1985:	UM, 45-27	at Jackson, Miss.
1986:	UM, 24-3	at Jackson, Miss.
1987:	MSU, 30-20	at Jackson, Miss.
1988:	UM, 33-6	at Jackson, Miss.
1989:	UM, 21-11	at Jackson, Miss.
1990:	UM, 21-9	at Jackson, Miss.
1991:	MSU, 24-9	at Starkville
1992:	UM, 17-10	at Oxford
1993:	MSU, 20-13	at Starkville
1994:	MSU, 21-17	at Oxford
1995:	UM, 13-10	at Starkville
1996:	MSU, 17-0	at Oxford
1997:	UM, 15-14	at Starkville
1998:	MSU, 28-6	at Oxford
1999:	MSU, 23-20	at Starkville
2000:	UM, 45-30	at Oxford
2001:	MSU, 36-28	at Starkville
2002:	UM, 24-12	at Oxford
2003:	UM, 31-0	at Starkville
2004:	UM, 20-3	at Oxford
2005:	MSU, 35-14	at Starkville
2006:	UM, 20-17	at Oxford
2007:	MSU, 17-14	at Starkville
2008:	UM, 45-0	at Oxford
2009:	MSU, 41-27	at Starkville
	at Starkville: UM, 20-12-3	
	at Oxford: UM, 21-10-3	
	at Neutral Sites: UM, 19-18	

SERIES HISTORY



MEDIA INFORMATION

MISSISSIPPI STATE

2010 BULLDOGS

HISTORY

RECORDS

OREGON (UO, 2-0)

2002: UO, 36-13 at Eugene
 2003: UO, 42-34 at Starkville
 at Starkville: UO, 1-0
 at Eugene: UO, 1-0

OUACHITA (MSU, 3-1-2)

1921: MSU, 21-6 at Starkville
 1922: Tie, 7-7 at Starkville
 1923: MSU, 6-0 at Starkville
 1924: OU, 12-0 at Starkville
 1925: Tie, 3-3 at Starkville
 1928: MSU, 20-6 at Starkville
 at Starkville: MSU, 3-1-2

PARK (TENN.) FIELD (PF, 1-0)

1918: PF, 6-0 at Starkville
 at Starkville: PF, 1-0

PAYNE [WEST POINT, MISS.] FIELD (PF, 1-0)

1918: PF, 7-6 at Starkville
 at Starkville: PF, 1-0

RHODES (SOUTHWESTERN) (MSU, 9-3)

1907: MSU, 7-0 at Starkville
 1909: MSU, 31-0 at Columbus, Miss.
 1911: MSU, 30-0 at Starkville
 1930: SWU, 14-0 at Starkville
 1931: MSU, 14-0 at Starkville
 1932: MSU, 6-0 at Starkville
 1933: SWU, 6-0 at Memphis
 1934: MSU, 21-6 at Memphis
 1938: SWU, 7-3 at Memphis
 1939: MSU, 37-0 at Starkville
 1940: MSU, 13-0 at Memphis
 1941: MSU, 20-6 at Memphis
 at Starkville: MSU, 5-1
 at Memphis: MSU, 3-2
 at Neutral Sites: MSU, 1-0

RICE (RU, 1-0)

1975: *MSU, 28-14 at Houston
 at Houston: RU, 1-0

RICHMOND (MSU, 2-0)

1966: MSU, 20-0 at Starkville
 1969: MSU, 17-14 at Starkville
 at Starkville: MSU, 2-0

SAMFORD (MSU, 16-1-1)

1902: MSU, 26-0 at Birmingham
 1905: MSU, 44-0 at Starkville
 1906: MSU, 30-0 at Starkville
 1907: MSU, 12-5 at Birmingham
 1909: HU, 6-0 at Birmingham
 1910: MSU, 82-0 at Starkville
 1911: MSU, 48-0 at Starkville
 1913: MSU, 66-0 at Starkville
 1919: MSU, 39-0 at Starkville
 1922: Tie, 0-0 at Starkville
 1934: MSU, 13-7 at Birmingham
 1935: MSU, 19-6 at Starkville
 1936: MSU, 35-0 at Starkville
 1937: MSU, 38-0 at Starkville
 1938: MSU, 19-0 at Starkville
 1939: MSU, 45-0 at Starkville
 1940: MSU, 40-7 at Starkville
 1963: MSU, 43-0 at Starkville
 at Starkville: MSU, 13-0-1
 at Birmingham: MSU, 3-1

SAN FRANCISCO (MSU, 4-0)

1941: MSU, 26-13 at San Francisco
 1942: MSU, 19-7 at Memphis, Tenn.
 1946: MSU, 48-20 at Memphis, Tenn.
 1947: MSU, 21-14 at San Francisco
 at San Francisco: MSU, 2-0
 at Neutral Sites: MSU, 2-0

SEWANEE (MSU, 4-1)

1907: US, 38-0 at Sewanee
 1933: MSU, 26-13 at Starkville
 1935: MSU, 25-0 at Starkville
 1936: MSU, 68-0 at Jackson, Miss.
 1937: MSU, 12-0 at Starkville
 at Starkville: MSU, 3-0
 at Sewanee: US, 1-0
 at Neutral Sites: MSU, 1-0

SOUTH CAROLINA (USC, 7-6)

1992: USC, 21-6 at Columbia
 1993: MSU, 23-0 at Starkville
 1994: MSU, 41-36 at Columbia
 1995: USC, 65-39 at Starkville
 1996: MSU, 14-10 at Columbia
 1997: MSU, 37-17 at Starkville
 1998: MSU, 38-0 at Columbia
 1999: MSU, 17-0 at Starkville
 2000: USC, 23-19 at Columbia
 2001: USC, 16-14 at Starkville
 2002: USC, 34-10 at Columbia
 2006: USC, 15-0 at Starkville
 2007: USC, 38-21 at Columbia
 at Starkville: Tied, 3-3
 at Columbia: USC, 4-3

SOUTHERN MLT. ACA. (MSU, 1-0)

1920: MSU, 33-0 at Starkville
 at Starkville: MSU, 1-0

SOUTHERN MISS (USM, 14-12-1)

1935: MSU, 27-0 at Hattiesburg
 1947: MSU, 14-7 at Starkville
 1964: MSU, 48-7 at Starkville
 1965: MSU, 27-9 at Starkville
 1966: MSU, 10-9 at Starkville
 1967: USM, 21-14 at Starkville
 1968: USM, 47-14 at Starkville
 1969: MSU, 34-20 at Starkville
 1970: MSU, 51-15 at Starkville
 1972: MSU, 26-7 at Starkville
 1973: Tie, 10-10 at Starkville
 1975: *MSU, 7-3 at Starkville
 1976: *MSU, 14-6 at Hattiesburg
 1977: USM, 14-7 at Starkville
 1978: USM, 22-17 at Hattiesburg
 1979: USM, 21-7 at Starkville
 1980: USM, 42-14 at Starkville
 1981: USM, 7-6 at Jackson, Miss.
 1982: USM, 20-14 at Jackson, Miss.
 1983: USM, 31-6 at Jackson, Miss.
 1984: MSU, 27-18 at Jackson, Miss.
 1985: MSU, 23-20 at Jackson, Miss.
 1986: USM, 28-24 at Jackson, Miss.
 1987: USM, 18-14 at Jackson, Miss.
 1988: USM, 38-21 at Jackson, Miss.
 1989: MSU, 26-23 at Hattiesburg
 1990: MSU, 13-10 at Starkville
 at Starkville: MSU, 8-6-1
 at Hattiesburg: Tied 2-2
 at Neutral Sites: USM, 6-2

SPRING HILL (MSU, 1-0)

1919: MSU, 12-6 at Starkville
 at Starkville: MSU, 1-0

SYRACUSE (MSU, 2-0)

1985: MSU, 30-3 at Starkville
 1986: MSU, 24-17 at Syracuse
 at Starkville: MSU, 1-0
 at Syracuse: MSU, 1-0

TAMPA (TIED 1-1)

1965: MSU, 48-7 at Starkville
 1968: UT, 24-17 at Tampa
 at Starkville: MSU, 1-0
 at Tampa: UT, 1-0

TENNESSEE (UT, 28-15-1)

1907: UT, 11-4 at Memphis Tenn.
 1910: MSU 48-0 at Starkville
 1915: MSU 14-0 at Knoxville
 1919: MSU 6-0 at Knoxville
 1920: MSU 13-7 at Starkville
 1921: UT, 14-7 at Memphis, Tenn.
 1922: UT, 31-3 at Memphis, Tenn.
 1923: UT, 7-3 at Memphis, Tenn.
 1924: MSU 7-2 at Memphis, Tenn.
 1925: UT, 14-9 at Knoxville
 1926: UT, 33-0 at Starkville
 1932: UT, 31-0 at Knoxville
 1933: UT, 20-0 at Knoxville
 1934: UT, 14-0 at Knoxville
 1948: MSU 21-6 at Knoxville
 1949: UT, 10-0 at Knoxville
 1950: MSU 7-0 at Starkville
 1951: UT, 14-0 at Knoxville
 1952: UT, 14-7 at Memphis, Tenn.
 1953: MSU 26-0 at Knoxville
 1954: UT, 19-7 at Memphis, Tenn.
 1955: MSU 13-7 at Knoxville
 1957: UT, 14-9 at Knoxville
 1958: UT, 13-8 at Memphis, Tenn.
 1959: UT, 22-6 at Knoxville
 1960: Tie, 0-0 at Memphis, Tenn.
 1961: UT, 17-3 at Knoxville
 1962: MSU 7-6 at Memphis, Tenn.
 1963: MSU 7-0 at Knoxville
 1964: UT, 14-13 at Memphis, Tenn.
 1971: UT, 10-7 at Memphis, Tenn.
 1978: MSU 34-21 at Memphis, Tenn.
 1979: MSU 28-9 at Memphis, Tenn.
 1986: MSU 27-23 at Knoxville
 1987: UT, 38-10 at Starkville
 1990: UT, 40-7 at Starkville
 1991: UT, 26-24 at Knoxville
 1994: MSU 24-21 at Starkville
 1995: UT, 52-14 at Knoxville
 1998: UT, 24-14 at Atlanta, Ga.
 2002: UT, 35-17 at Starkville
 2003: UT, 59-21 at Knoxville
 2007: UT, 33-21 at Starkville
 2208: UT, 34-3 at Knoxville
 at Starkville: UT, 5-4
 at Knoxville: UT, 13-7
 at Neutral Sites: UT, 10-4-1

UT CHATTANOOGA (MSU, 4-0)

1909: MSU, 37-6 at Starkville
 1916: MSU, 33-0 at Chattanooga
 1946: MSU, 41-7 at Starkville
 1947: MSU, 19-0 at Starkville
 at Starkville: MSU, 3-0
 at Chattanooga: MSU, 1-0

TENNESSEE MEDICAL (MSU, 2-0)

1904: MSU, 59-0 at Starkville
 1912: MSU, 32-0 at Starkville
 at Starkville: MSU, 2-0



SERIES HISTORY

MEDIA INFORMATION

MISSISSIPPI STATE

2010 BULLDOGS

HISTORY

RECORDS

TEXAS (TIED 2-2)

1921: UT, 54-7.....at Austin
 1991: MSU, 13-6.....at Starkville
 1992: MSU, 28-10.....at Austin
 1999: UT, 38-11.....at Dallas, Texas
 at Starkville: MSU, 1-0
 at Austin: Tied 1-1
 at Neutral Sites: UT, 1-0

TEXAS A&M (MSU, 3-2)

1912: TA&M, 41-7.....at Houston, Texas
 1913: MSU, 6-0.....at College Station
 1915: MSU, 7-0.....at Dallas, Texas
 1937: TA&M, 14-0.....at Tyler, Texas
 2000: MSU, 43-41.....at Shreveport, La.
 at College Station: MSU, 1-0
 at Neutral Sites: Tied 2-2

TEXAS CHRISTIAN (TIED 0-0-1)

1936: Tie, 0-0.....at Dallas, Texas
 at Neutral Sites: Tied 0-0-1

TEXAS TECH (MSU, 4-2-1)

1953: TT, 27-20.....at Jackson, Miss.
 1961: MSU, 6-0.....at Jackson, Miss.
 1964: TT, 21-7.....at Lubbock
 1967: MSU, 7-3.....at Lubbock
 1968: Tie, 28-28.....at Jackson, Miss.
 1969: MSU, 30-26.....at Lubbock
 1970: MSU, 20-16.....at Jackson, Miss.
 at Lubbock: MSU, 2-1
 at Neutral Sites: MSU, 2-1-1

TRANSYLVANIA (MSU, 3-0-1)

1908: MSU, 12-5.....at Starkville
 1913: MSU, 31-0.....at Columbus, Miss.
 1915: Tie, 0-0.....at Starkville
 1916: MSU, 13-0.....at Starkville
 at Starkville: MSU, 2-0-1
 at Neutral Sites: MSU, 1-0

TRINITY (MSU, 1-0)

1956: MSU, 18-6.....at Starkville
 at Starkville: MSU, 1-0

TROY STATE (TIED 1-1)

2001: TSU, 21-9.....at Starkville
 2002: MSU, 11-8.....at Starkville
 at Starkville: Tied, 1-1

TULANE (MSU, 30-26-2)

1901: TU, 24-6.....at New Orleans
 1902: Tied 11-11.....at New Orleans
 1903: Tied 0-0.....at New Orleans
 1904: TU, 10-0.....at New Orleans
 1908: TU, 23-0.....at New Orleans
 1909: TU, 2-0.....at New Orleans
 1910: MSU, 10-0.....at New Orleans
 1911: TU, 5-4.....at Starkville
 1912: TU, 27-24.....at New Orleans
 1913: MSU, 32-0.....at Starkville
 1914: MSU, 61-0.....at Jackson, Miss.
 1920: TU, 6-0.....at New Orleans
 1921: TU, 7-0.....at New Orleans
 1922: TU, 26-0.....at New Orleans
 1924: MSU, 14-6.....at New Orleans
 1925: TU, 25-3.....at New Orleans
 1926: MSU, 14-0.....at New Orleans
 1927: MSU, 13-6.....at New Orleans
 1928: TU, 51-6.....at Jackson, Miss.
 1929: TU, 34-0.....at New Orleans
 1930: TU, 53-0.....at New Orleans
 1931: TU, 59-7.....at New Orleans
 1933: TU, 33-0.....at New Orleans
 1938: TU, 27-0.....at New Orleans

1942: MSU, 7-0.....at New Orleans
 1945: TU, 14-13.....at New Orleans
 1946: MSU, 14-7.....at New Orleans
 1947: MSU, 20-0.....at New Orleans
 1948: TU, 9-0.....at New Orleans
 1949: TU, 54-6.....at New Orleans
 1951: MSU, 10-7.....at New Orleans
 1952: TU, 34-21.....at New Orleans
 1953: MSU, 21-0.....at New Orleans
 1954: MSU, 14-0.....at New Orleans
 1955: MSU, 14-0.....at Starkville
 1956: TU, 20-14.....at New Orleans
 1957: MSU, 27-6.....at Jackson, Miss.
 1962: MSU, 35-6.....at New Orleans
 1963: MSU, 31-10.....at Jackson, Miss.
 1964: MSU, 17-6.....at Starkville
 1965: TU, 17-15.....at New Orleans
 1982: MSU, 30-21.....at New Orleans
 1983: MSU, 14-9.....at Starkville
 1984: MSU, 30-3.....at New Orleans
 1985: MSU, 31-27.....at Starkville
 1986: MSU, 34-27.....at New Orleans
 1987: TU, 30-19.....at Starkville
 1988: TU, 27-22.....at New Orleans
 1989: MSU, 27-7.....at Starkville
 1990: MSU, 38-17.....at New Orleans
 1991: MSU, 48-0.....at Starkville
 1993: MSU, 36-10.....at New Orleans
 1994: MSU, 66-22.....at Starkville
 2003: TU, 31-28.....at New Orleans
 2004: MSU, 28-7.....at Starkville
 2005: MSU, 21-14.....at Shreveport, La.
 2006: TU, 32-29.....at Starkville
 2007: MSU, 38-17.....at New Orleans
 at Starkville: MSU, 9-3
 at New Orleans: TU, 22-17-2
 at Neutral Sites: MSU, 4-1

UNION (MSU, 5-2)

1895: UU, 21-0.....at Jackson
 1896: UU, 8-0.....at Starkville
 1907: MSU, 80-0.....at Starkville
 1909: MSU, 25-0.....at Columbus, Miss.
 1923: MSU, 6-0.....at Starkville
 1941: MSU, 56-7.....at Starkville
 1942: MSU, 35-2.....at Starkville
 at Starkville: MSU, 4-1
 at Jackson: UU, 1-0
 at Neutral Sites: MSU, 1-0

WASHINGTON (UW, 1-0)

1977: *MSU, 27-18.....at Seattle
 at Seattle: UW, 1-0

WASHINGTON (ST. LOUIS) (WU, 1-0)

1924: WU, 12-6.....at St. Louis
 at St. Louis: WU, 1-0

WEST TEXAS ST. (MSU, 3-2)

1978: MSU, 28-0.....at Jackson, Miss.
 at Neutral Sites: MSU, 1-0

UAB (MSU, 2-1)

2004: UAB, 13-27.....at Starkville
 2006: MSU, 16-10 (OT).....at Birmingham
 2007: MSU, 30-13.....at Starkville
 at Starkville: Tied, 1-1
 at Birmingham: MSU, 1-0

UCF (MSU, 2-0)

1997: MSU 35-28.....at Starkville
 2007: MSU 10-3.....at Memphis
 at Starkville: MSU, 1-0
 at Neutral Sites: MSU 1-0

VANDERBILT (MSU, 12-7-2)

1904: VU, 30-0.....at Columbus, Miss.
 1923: Tie, 0-0.....at Nashville
 1924: VU, 18-0.....at Nashville
 1933: Tie, 7-7.....at Nashville
 1934: VU, 7-0.....at Starkville
 1935: VU, 14-9.....at Nashville
 1942: MSU, 33-0.....at Nashville
 1970: MSU, 20-6.....at Memphis, Tenn.
 1971: VU, 49-19.....at Starkville
 1972: MSU, 10-6.....at Nashville
 1973: MSU, 52-21.....at Starkville
 1980: MSU, 24-14.....at Nashville
 1981: MSU, 29-9.....at Nashville
 1988: VU, 24-20.....at Nashville
 1989: MSU, 42-7.....at Starkville
 1998: MSU, 42-0.....at Starkville
 1999: MSU, 42-14.....at Starkville
 2003: MSU, 30-21.....at Starkville
 2004: VU, 31-13.....at Nashville
 2008: MSU, 17-14.....at Starkville
 2009: MSU, 15-3.....at Nashville
 at Starkville: MSU, 6-1
 at Nashville: tied, 5-5-2
 at Neutral Sites: Tied 1-1

WEST VIRGINIA (WVU, 2-0)

2006: WVU, 42-14.....at Starkville
 2007: WVU, 38-13.....at Morgantown
 at Starkville: WVU, 1-0
 at Morgantown: WVU, 1-0

WILLIAM & MARY (MSU, 1-0)

1974: MSU, 49-7.....at Jackson, Miss.
 at Neutral Sites: MSU, 1-0

XAVIER [OHIO] (MSU, 1-0)

1935: MSU, 7-0.....at Cincinnati
 at Cincinnati: MSU, 1-0

* - Denotes wins which were forfeited by MSU due to NCAA infractions

ASSISTANT COACHES



MEDIA INFORMATION

MISSISSIPPI STATE

2010 BULLDOGS

HISTORY

RECORDS

ALL-TIME MSU ASSISTANT COACHES

ALDRIDGE, Dennis (Texas, 1969)WR (1970-72); RB (1973); QB(1974-77)
 AMEDEE, Lynn (LSU, 1962).....OC/QB (1996-98)
 ARIANS, Bruce (Virginia Tech, 1974)...WR (1978-80); OC/QB (1993-95)
 ARMSTRONG, Pee Wee (MSU)asst. (1937-38)
 AIKEN, D.W. (Ole Miss).....asst. (1935-37)
 BARFIELD, Doug (Southern Miss, 1957).....off. asst. (1981)
 BEAMER, Shane (Virginia Tech, 1999).....CB(2004-05); RB (2006)
 BENDER, Vic (Northeast Louisiana, 1969).....LB (1974-75)
 BERRY, Todd (Tulsa, 1983).....WR (1989-90)
 BLACK, Ricky (MSU, 1971).....TE (1991-96)
 BLAKE, John (Oklahoma, 1986).....DL (2003)
 BOYD, Bob (Texas A&I, 1964).....TE (1997-98)
 BRANCH, Jesse (Arkansas, 1962).....asst. (1966)
 BROWN, Ralph "Rabbit" (MSU, 1931).....asst. (1954-58)
 BROWN, Watson (Vanderbilt, 1973).....OC/QB (1991-92)
 BRUCE, Johnny (MSU, 1974).....DE (1984-85)
 BURNEY, Jacob (UT-Chattanooga, 1981).....inside LB (1988)
 CALHOUN, Shelby (LSU, 1934).....asst. (1938-39)
 CAMP, Jim (North Carolina, 1947).....off. backs (1953)
 CAMPBELL, Louis (Arkansas, 1973).....LB (2008-)
 CAMPBELL, Steve (Troy State, 1988).....OL (2003)
 CARA, Mac (North Carolina State, 1937).....ends (1949-53)
 CARIDEO, Frank (Notre Dame, 1930).....asst. (1935-38)
 CARLISLE, Dyer (Samford, 1971).....DB (1987); DC/DB (1988)
 CARMODY, Jim (Tulane, 1956).....DL (1964-66); DC/line (1989-90)
 CHADWICK, E.B. (MSU, 1927).....asst. (1928-29)
 CHADWICK, W.D. (Marietta).....asst. (1914-17)
 CHAMPION, Jim (MSU, 1949).....OL (1957-61)
 CHRISTOPHEL, Rick (Austin Peay, 1975).....WR (1991-94)
 CLAY, Bill (Arkansas, 1963).....DB (1989); OC (1990); DC (1991-94)
 COLLINS, Bobby (MSU, 1958).....freshmen/asst. backfield (1957-60)
 CONKRIGHT, William F. "Red" (Oklahoma, 1936).....asst. (1950-51)
 COOPER, Ron (Jacksonville State, 1983).....DC/safeties (2003)
 CORRERO, John (MSU, 1962).....asst. freshman/backfield (1962-63)
 CRANE, Russell (Illinois).....asst. (1930-35)
 CRAWFORD, Denver (Tennessee, 1947).....asst. (1952-53)
 CROUSEN, Joe (Sul Ross State, 1963) ..TE/K (1979-81); OL/K (1982-85)
 DANIELS, Keith (Mississippi College, 1969).....OC/QB (1989)
 DAUBER, Ray (Iowa, 1925).....asst. (1930-31)
 DAVIS, Glenn (Delta State, 1982).....RB (1997-2003)
 DAVIS, Harper (MSU, 1948).....asst. (1956-58)
 DAVIS, Paul (Ole Miss, 1946).....off. backs (1961)
 DIAZ, Manny (Florida State, 1995).....DC/LB (2010-)
 DICKENS, Phil (Tennessee, 1936).....asst. (1945-47)
 DICKEY, Darrell (Kansas State, 1983).....QB (1990)
 DONAHUE, Ken (Tennessee, 1950).....DL (1961-63)
 DOOLEY, Bill (MSU, 1955).....freshmen/asst. OL (1957-60); OL (1963)
 DOVE, Marc (Texas Tech, 1972).....DB (1978-81); DC/DB (1982-83)
 DRAYTON, Stan (Allegheny [PA] College, 1993).....RB (2004)
 DUNN, Joe Lee (UT-Chattanooga, 1968).....DC/DE (1996-2002)
 DYKES, Spike (Stephen F. Austin, 1959).....OL (1979)
 EDMONDSON, Larry (Texas A&M, 1984).....WR (1996)
 EWING, Hickman (Howard).....freshmen (1948)
 FABRIS, Frank (Tulane, 1953).....OL (1967-68); DL (1969)
 FATHERREE, Jesse (LSU, 1935).....backs (1949-51)
 FELKER, Rocky (MSU, 1975).....JV(1975); TE(1976-77);
QB(1978); football ops (2002-2006); RB(2006-2008);
player personnel (2009-)
 FERRIS, David "Boo" (MSU).....asst. (1967)
 FIELD, Bob (Arkansas, 1970).....DB (1973-76); DC/DB (1977)
 FISHER, Sonny (MSU, 1964).....recruiting (1968)
 FORD, Bob (Memphis State, 1955).....asst. head coach (1966)
 FORD, Robert (Houston, 1973).....TE (1982-84)
 FREMIN, Jerry (Southern Miss, 1976).....OL (1997-2000)
 GARBER, Chip (Maryland, 1978).....DB (1990)
 GARRETT, Charles (Miss. Col., 1963)QB (1973); RB (1974-77); DE(1978)
 GEBHART, Smylie (Georgia Tech, 1972).....def. asst. (1973-76)
 GOODE, Tom (MSU, 1960) ..OL (1972-75); OC (1984-85); OL (1986-88)
 GOODMAN, Gerald (North Alabama, 1978).....DB (1985)
 GRAY, Ronnie (MSU, 1970).....str (1973); DE (1974-78);
DT(1985); def. co./LB (1986-87)
 GREGORY, Roy (UT-Chattanooga, 1968) asst. head coach/RB (1986-88)
 GRIMES, J.B. (Henderson [AR] State, 1977).....OL (2004-)
 GULLETTE, Ted (Delta State, 1972).....GA (1973-74); WR (1975-78)

HALBERT, Frank (Ole Miss, 1962).....off. backs (1970-71); DL (1972); DE (1973)
 HALE, Goat (Mississippi College).....asst. (1933-36)
 HALEY, Brick (Alabama A&M, 1989).....DL (2004-06)
 HALLMAN, Curley (Texas A&M, 1978).....DB (2002-03)
 HARBISON, Charlie (Gardner-Webb, 1985).....safeties (2007); DC (2008-)
 HAYES, Billy (Albion).....asst. (1911-13; 1918-23)
 HEVESY, John (Maine, 1999).....OL (2009-)
 HELMS, Jim (Texas, 1967).....asst. head coach/RB (1991-96)
 HENDRICK, John (Pittsburgh, 1981).....DL (1995-02)
 HILDEBRAND, Bill (MSU, 1947).....ends (1947-48); fr. (1952-53); DC (1967-68)
 HILYER, Jim (Stetson, 1957).....GA (1963); LB (1964-66)
 HITT, Dick (Mississippi College).....ends (1944-47)
 HOCH, Vince (Pfeiffer College, 1966).....DB (1986)
 HOLLIDAY, Guy (Cheyney [PA], 1987).....WR (2003-06)
 HUDSPETH, Mark (Delta State, 1992).....WR (2009-)
 HUGHES, Tony (Southern Miss, 1980).....S (2009-)
 JENKINS, John (Arkansas, 1974).....outside LB (1979-83)
 JENKINS, Pete (Western Carolina, 1963).....defense line (1991-94)
 JOHNSON, Denver (Tulsa, 1981).....OL (1993-94)
 JOHNSON, Ellis (The Citadel, 1975).....DC(2004-2007)
 JONES, Alan (Delta State, 1969).....JV (1973); TE (1974); WR (1975)
 JONES, Amos (Alabama, 1982).....LB/spec. tms (2004-'06)
 JONES, Frank (North Carolina, 1948).....off. backs (1962-65)
 JONES, Leo (Southeastern Louisiana, 1951).....freshmen (1968-72)
 KELLOGG, Bob (Tulane, 1939).....backs (1954-58)
 KETTLER, Elwood (Texas A&M, 1955).....DC (1970-72)
 KITCHENS, Freddie (Alabama, 1998).....TE (2004); RB (2005)
 KLINDWORTH, Martin (MSU, 1920).....asst. coach (1930-32)
 KNOX, Greg (Northeastern State, 1986).....RB (2009-)
 KOENNING, Les (Texas, 1981).....WR (1986-89, 2009-)
 KRISTYNIK, Marvin (Texas, 1965).....asst. freshman coach (1967)
 LEE, George (Delta State, 1969).....JV secondary (1972-73)
 LEWIS, Art (Ohio).....line (1949)
 LEWIS, Terry (Southern, 1970).....tackles/TE (2001-03)
 LOGAN, Steve (Tulsa, 1975).....QB (1987-88)
 MALAVASI, Ray (MSU).....asst. (1952-53)
 MAJORS, Johnny (Tennessee, 1957).....DB (1960-63)
 MANELY, C.T. (Southeastern Louisiana, 1942).....asst. (1949-51)
 MAPP, Marcus (MSU, 1937).....backs (1944-48)
 MARTIN, Dan (Auburn, 1901).....asst. (1907)
 McCORVEY, Woody (Alabama St, 1972).....OC/QB (2004-2008)
 McCRAY, Carroll (Gardner-Webb, 1983).....centers/guards (2001-02)
 McCULLOUGH, Leo. (MSU, 1949).....(1954-56); (1957-59); (1964-68)
 McGEORGE, Hal (MSU, 1907).....asst. (1908)
 MOLINSKI, Ed (Tennessee, 1940).....line (1944-48)
 MOON, Lee (VMI, 1970).....LB (1982-84)
 MOORE, Elwyn (MSU).....asst. (1933-34)
 MORRIS, Fred (Mississippi College, 1954).....DL (1967-68); DC/LB (1969)
 MORRIS, Guy (TCU, 1984).....OL (1996)
 MORRIS, Tom (MSU, 1953).....OL (1962)
 MULLINS, Gary (Houston, 1972).....off. backs (1979-83)
 MURPHY, Billy "Spook" (MSU, 1946).....DB/punters (1952-53)
 NOBLE, Dudy (MSU, 1915).....asst. (1919-21; 1923-29)
 NUSZ, David (Maryland, 1955).....DB (1970-72)
 OFSTIE, Harold (Wisconsin).....asst. (1922)
 OWENS, David (MSU, 1950).....freshmen (1961-63);
OL (1964-65); freshmen (1966)
 PARKER, Henry Lee (MSU, 1948).....asst. off. coach (1956-62); LB (1963)
 PATRICK, J.W. (MSU, 1942).....asst. (1959-61)
 PERKINS, Ray (Alabama, 1967).....WR (1973)
 PITTMAN, Jim (MSU, 1950).....freshmen (1951-53); asst. (1954-55)
 PLUMMER, Johnny (Mississippi College, 1960).....off. backs (1984-85)
 POPE, Ken (Oklahoma, 1975).....outside LB (1991-94)
 PROCTOR, Bobby (Arkansas, 1955).....DB (1964-66)
 PULLEN, Jerry (UAB, 1979).....outside LB (1987-88)
 RADER, David (Tulsa, 1980).....OC/off. backs (1986)
 RANDALL, Craig (Colgate, 1956).....DL (1979-81; 1987-88)
 REED, Wesley (La. College, 1963).....fr. line (1970-72);
OL/K (1973-75); DE/K (1976-77)
 ROBERTSON, Melvin (West Texas State, 1950).....DC (1984-85)
 ROYAL, Darrell (Oklahoma, 1949).....off. backs (1952)
 SANDAHL, Al (Louisiana College, 1963)freshman OL (1973); asst. (1974)
 SALLACH, Scott (Ursinus, 1994).....TE (2009-)
 SCALES, Walter (MSU, 1931).....asst. (1933-34)
 SHARPE, Jimmy (Alabama, 1963).....asst. head coach/OC (1978)

SHELTON, John (Louisville, 1952).....off. backs (1966)
 SHIRA, Charley (MSU, 1954).....asst. (1952); line coach (1954-56)
 SMITH, Eugene (Mississippi College, 1980).....outside LB (1989-90)
 SMITH, Melvin (Mississipi, 1982)WR (1995); DB (1996-01); DB (2006-)
 SPOONER, Vic (Texas Tech, 1954) ..ends (1962-63); DC/ends (1964-66)
 SPRAYBERRY, Steve (Alabama, 1974).....OL (1976-78)
 STACY, Billy (MSU, 1959).....DB (1967-68); WR (1969)
 STOKES, John (Army).....asst. (1935-37)
 STRANGE, Clarence "Pop" (LSU, 1937).....asst. line (1949-51)
 STRINGER, Reed (Delta State, 2001).....TE (2005-); special teams (2007)
 STUART, Clyde (MSU, 1927).....off. backs (1959-60)
 STUMP, Craig (Texas A&M, 1987).....WR (1989-92)
 SULLINS, S.E. (N. Ala., 1962)DT (1973-75); LB (1976-77); DC (1978); DL
 (1982-84); LB (1985)
 TAYLOR, Ronald (Southern Miss, 1980).....TE (1986-90)
 TIPPETT, Howard (ETSU, 1958).....asst. head coach/LB (1973); DC (1979)
 TOHILL, Billy (MSU, 1961).....GA (1961); asst. backs coach (1962-65)
 TOMPKINS, Jim (Troy State, 1962)ILB (1989-03); player relations (2004)
 TORBUSH, Carl (Carson Newman, 1974).....DC (2009)
 TRICKETT, Rick (Glennville State, 1972).....OL (1989-92)
 TRUITT, John (MSU).....asst. (1948-51)
 TURNBOW, Bill (Texas Tech, 1960) ..OL (1967; 1969); OC/OL (1970-71)
 TURNER, David (Davidson, 1985).....defensive line (2007-)
 TYLER, Bob (Ole Miss, 1958).....OC (1972)
 VALESENTE, Bob (Ithaca, 1962).....DC (1980-81)
 WALKER, Ronald "Brownie" (MSU, 1963).....LB (1967-68); freshmen
 (1969-72)
 WALKER, Wade (Oklahoma, 1950).....line (1954-55)
 WALLACE, Bobby (MSU, 1976).....DC (1986)
 WARMATH, Murray (Tennessee, 1934).....line (1939-45)
 WASHINGTON, Pat (Auburn, 1987).....wide receivers (1970-71)
 WATSON, Pat (MSU, 1965).....DL (2007-71)
 WATTS, Morris (Tulsa, 1961).....OC/QB (2003)
 WEAVER, DeWitt (Tennessee, 1936).....line (1946-48)
 WHITE, Alan (Wake Forest, 1962).....WR (1968); DB (1969)
 WILSON, Barry (LSU, 1969).....OL (1979-83)
 WILSON, Chris (Oklahoma, 1992).....Asst. DC/DL (2010-)
 WILSON, David (Troy State, 1977).....TE (1999-00); football ops (2001)
 WOODS, Sparky (Carson-Newman, 1976).....OC/QB (1999-02)
 WRIGHT, Jim (Texas A&M, 1958).....OC (1967-69)
 WYATT, Bowden.....ends (1939-42; 1946)

Current MSU staff members in BOLD



LETTERWINNERS

MEDIA INFORMATION

MISSISSIPPI STATE

2010 BULLDOGS

HISTORY

RECORDS

A	
ABERNATHY, Tom	1965
ADAMS, Hugh	1966-67-68
ADAMS, Keith	1999
ADDERHOLT, Oliver	1965
ADKINS, Michael	1994
AINSWORTH, Brad	1994-95-96
ALDERMAN, Joe	1971
ALDRIDGE, Corwyn	1981-82-83-84
ALDRIDGE, Lance	1988-89-90-91
ALEXANDER, Leon	1973-74-75
ALEXANDER, Murry	1946-47-48-49
ALEXANDER, V.B.	1905-06
ALFORD, G.H.	1895-96
ALFORD, John	1938-39-40
ALFRED, Justin	1968
ALLEN, A.H.	1910-11
ALLEN, E.R.	1927-28-29
ALLEN, Eric	1995-96-97-98
ALLEN, Henry	1917-18-19
ALLEN, Michael	2001-02
ALLEN, Terry	1971
AMBERS, Robert	2008
AMBROSE, Derek	2004-05-06
AMOS, E.N.	1929
ANDERSON, Brian	1992-93-94-95
ANDERSON, Brian	2003-04-05-06
ANDERSON, Damein	2008-09
ANDERSON, Jesse	1986-87-88-89
ANDERSON, Koche	1993-94
ANDERSON, Treddis	1989-90-91
ANDREWS, Keith	2003-04-05-06
ANGER, Bob	1970-71
ARANT, Stephen	2003-04-05
ARMSTEAD, Lorenzo	1996-97-98-99
ARMSTRONG, Charles	1934-35-36
ARMSTRONG, Bobby	1970-71
ARNOLD, J.D.	1942-46
ARNOLD, Pat	1947
ARNOLD, W.F. (Bill)	1939-40-41
ARRINGTON, M.A.	1909-10
ARTIGUES, Jeff	1991-92
ASHCROFT, W.H.	1928-29
ASHFORD, Earnest	1984-85
ASHLEY, Ben	1998
ASHLEY, Burt	1994-95-96
ASHLEY, Loren	1950-51
ASKEW, J.W.	1918-19-20-21

B	
BADON, Adesola	1995-96-97-98
BAGGETT, Greg	1965
BAILEY, Benje	1994-95-96
BAILEY, Brent	1993
BAILEY, Jim	1946-47-48
BAILEY, Tim	2006-07-08
BAIN, Jim	1955-56
BAKER, Billy -1971-72	
BAKER, H.G.	1912-13
BAKER, Johnny	1960-61-62
BAKER, Sam	1994-95-96-97
BALL, Hilton	1962-63-64
BALL, I.B.	1895

BALL, Kyle	1976
BALL, Richard	2001-02
BALLARD, Hugh	1993
BALLARD, N.B.	1917
BANKS, J.H.	1928
BANKS, Johnthan	2009
BANKS, Korey	2001-02
BANKS, Wayne	1984-86-87
BARKUM, Melvin	1972-73-74
BARLOW, Bobby	1986-87-88-89
BARLOW, Mitchell	1984
BARNES, Earnest	1979-80-81-82
BARNES, Malcolm	1984
BARNETT, E.B.	1920-21-22-23
BARNETT, James	1957
BARRON, George	1965
BARRON, Jim	1953-54-55
BASKIN, W.H.	1917-18
BASS, L.G.	1909-10-11
BATES, Bobby	1958
BATES, Desmond	1987-88-89-90
BATTE, Jack	1956-57-58
BAUGHMAN, J.C.	1950
BEACH, Jerry	1966
BEAMAN, Terrance	2004-05
BEAN, David	1976-77-78
BEAN, Robert	1998-99
BEECH, Wally	1949-50-51
BEENE, Charles	1963
BELCHER, Trey	1996-97-99
BELL, Aubrey	2005-06-07-08
BELL, Bill	1978-80-81-82
BELL, C.P.	1921
BELL, Frankie	1964-65
BELL, Jonathan	2001
BELL, Nick	2009
BELL, Robert	1970-71-72
BELL, Shea	1990-91-92-93
BENDER, Michael	1997-98-99-2000
BENEFIELD, Greg	1978
BENGE, John	1956-57
BENNETT, Andre	1991-92-93-94
BENNETT, Asa	1986-87-88
BENNETT, Rico	2002-03-04
BENNETT, Ron	1954-55-56
BENSON, Jack	1956-57-58
BENTON, Howard	1960-61-62
BERRY, Leon	2009
BERRY, Scott	1986-87
BETCHER, Russell	1987
BETHUNE, Bobby	1959-60
BETHUNE, Frank	1942
BIGGERS, R.R.	1926
BILLIE, Ivan	2000-01
BILLINGSLEY, D.W.	1908-1909
BILLINGSLEY, M.C.	1918-19-20
BISHOP, C.H.	1940-41-42
BIVINES, Ray Ray	2001-02-03-04
BLACK, Blondy	1940-41-42
BLACK, Dorian	1999
BLACK, Stan	1973-74-75-76
BLACK, Tony	1979-80
BLACKLEDGE, Royce	2004-05-06-07

BLACKMORE, Rich.	1974-76-77-78
BLADE, Willie	1999-2000
BLAIR, S.H.	1918-19-20
BLAKE, Mark	1987
BLAKE, P.L.	1956-57-58
BLAND, Dan	1963-64-65
BLEDSE, Jim	1947
BLOODWORTH, James	1984-85
BLOUNT, Jack	1949-50-51
BLOUNT, Lamar	1941-42
BOATNER, Buster	1972
BOBO, Demario	2004-05-07
BOBO, W.H.	1915-16-17
BOISTURE, Tom	1952-54
BOLTON, Grady	1963-64
BOLTON, Ralph	1953-54
BONAVITA, Ron	2002
BOND, John	1980-81-82-83
BONNER, Wade	2008-09
BORDELON, Barry	1967-68
BOSARGE, Chris	1989-90-91-92
BOUIE, Kevin	1993-94
BOULDIN, Jerry	1987-88-89-90
BOWER, W.R.	1919
BOWLS, Anthony	2008
BOWMAN, Jessie	2007-08
BOWSER, Tay	2006-07-08-09
BOYD, Daniel	1990-91-92
BOYD, Frank	1959
BOYD, Josh	2009
BOZEMAN, Bob	1972-73-74
BOZEMAN, Dudley	1987-88-89
BRABHAM, Joe	1970-72-73
BRADLEY, Odell	2002-03
BRAMLETT, Graham	1945-46-47
BRANAMAN, H.W.	1914
BRANCH, Frank	1950-51
BRANTLEY, Allen	1972-73
BRASWELL, Sandy	1972-73-74
BRAUCHLE, Sean	2009
BREAZEALE, Micky	1965
BRENTZ, Charley	1979-80
BRETT, Homer	1895
BRIDGES, E.A.	1928-30
BRIDGERS, Jack	1975
BRIGNONE, J.C.	2007-08-09
BRISLIN, Andy	1972
BRISLIN, Chuck	1973-74-75
BROCK, E.N.	1933
BROOKS, E.	1929-30
BROOKS, H.H.	1895
BROOKS, J.H.	1927-28
BROOKS, Larry	1974-76
BROOKS, Ned	1957-58-59
BROOME, Art	1950-51-52
BROOMFIELD, Corey	2009
BROWN, Boone	1999-2000
BROWN, Corey	2002
BROWN, Danny	1979
BROWN, Dwayne	1977-78-79-80
BROWN, Eric	1996-97
BROWN, Frankie	1982
BROWN, G.L.	1903

BROWN, Jerome	1991-92
BROWN, Karlin	2007-08
BROWN, Lee	1990
BROWN, Louie	1955
BROWN, Mark	2006-07-08
BROWN, Michael	1994-95
BROWN, Mike	2006-07
BROWN, Ralph	1931
BROWN, Randy	1992
BROWN, Rusty	1982-83-84-85
BROWN, Steve	1969
BROWN, Titus	2004-05-06-07
BROWN, Torrance	1990-91-92
BROYLES, E.N.	1902
BRUCE, Johnny	1971-72-73
BRUCE, Sonny	1938-40-41
BRUMFIELD, C.N.	1906-07
BRUNSON, Bill	1925-26-27
BRUNSON, E.	1915-16
BRYANT, Anthony	1999-2000-01
BRYANT, R.B.	1924
BUCKHALTER, Tony	1994-95-96-97
BUCKLEY, Bill	1971-72-73
BUCKNER, Bill	1965
BUFORD, Glen	1976-77-78-79
BUIE, Larry	1973-74-75
BULLARD, P.E.	1933-34
BULLOCK, Bobby	1961-62
BULLOCK, Rex	1945-48-49-50
BUMPHIS, Chad	2009
BUNCH, W.R.	1936-37
BUNTYN, J.R.	1936-37
BURCH, C.T.	1934
BURCH, Richard	2002-03-04
BURDETT, Walter	2001-02
BURKE, Tom	1992-93
BURKES, H.	1928
BURKS, Sam	1948
BURKS, Tony	1985-86-87-88
BURKS, Tony	2006-07
BURNS, Charles	2005-06, 08-09
BURNS, Eddie	1979-80-82-83
BURRELL, Don	1978-79
BURRELL, Ode	1962-63
BURRESS, Tom	1944-45
BURTON, R.E.	1918
BUSBY, Jon	2002
BUSH, C.L.	1901
BUSH, H.L.	1901
BUSH, Marcus	1985-86-87-88
BUTLER, Brandon	2000
BUTLER, Eric	2004-05-06-07
BUTLER, Elvis	1982-83-84
BUTLER, Matthew	1996-97-98-99
BUTTRAM, Jim	1956-57
BUTTS, Anthony	1985-86-87-88
BYRD, Ricky	1987-88-89-90
BYRDSONG, Marvin	2002-03-04
BYRDSONG, Sha.	1998-99-2000-01
BYRNE, H.E.	1931

LETTERWINNERS



MEDIA INFORMATION

MISSISSIPPI STATE

2010 BULLDOGS

HISTORY

RECORDS

C

CADENHEAD, Bobby	1945-47
CAGINS, Derrick	1992-93-94-95
CALDWELL, Dave	1963-64-65
CALDWELL, Matt	1993-94-95
CALHOUN, John David	1971-72
CALHOUN, Prentiss	1965-66
CALLAWAY, Clarence	1996-97-98-99
CAMERON, C.B.	1921-22
CAMERON, Chris	2009
CAMPBELL, Ed	1948
CAMPBELL, Larry	1995-96-97-98
CAMPBELL, Marvin	1938-39-40
CANALE, Billy	1966
CANALE, Conn	1967-68-69
CANALE, Justin	1963-64
CANNON, B.S.	1931
CANNON, Leon	1982-83-84-85
CANTON, Jason	1985
CAPERTON, F.M.	1930-31
CAPRI, Sam	1938
CARLEY, G.L.	1928-29-30
CARLSON, Adam	2005-06-07-08
CARMICAL, Ted	1966-67-68
CARNELL, Roye	1969
CAROLLO, Bobby	1964-65
CARPENTER, Dickie	1969
CARPENTER, H.H.	1914-15-16-17
CARPENTER, Johnny	2007
CARR, Johnny	1985
CARR, Keith	1990-91-92
CARROLL, Herman	1990-91-92-93
CARROLL, James	1963-64-65
CARROLL, M.B.	1937
CARROLL, S.J.	1944-45
CARROLL, Wesley	2007-08
CARTER, George	1937-38-39
CARTER, John	1974-75-76
CARTWRIGHT, George	1947-48
CASSANOVA, T.	1911-12
CASSELL, H.S.	1919-20
CASSIBRY, R.E.(Slim)	1932-33-34
CASTLEBERRY, John	1965-66
CASTON, Hunter	1988-89
CAUSEY, Kenny	1993-94
CAVALLARO, Sam	1950-51
CAVEN, Charles	1952-53-54
CAVETT, J.C.	1895
CHADWICK, A.R.	1912
CHADWICK, E.B.	1926-27
CHAMBERS, Frank	1938-39
CHAMPION, Jim	1947-48-49
CHANEY, Jamar	2005-06-07-09
CHAPMAN, Jackie	1973
CHAPMAN, Mike	1970
CHATMAN, Robert	1975-76-77-78
CHEALANDER, Hal	1971-72
CHILDRESS, Cody	2001-02
CHILDS, Mike	1964
CHRISTIAN, E.D.	1895
CHRISTIAN, Hugh	1974
CHRISTOPHER, A.C.	1927-28
CIMINI, Joe	1951-52
CLANTON, Curt	1991-92

CLARK, Arceto 2008

CLARK, Corey	2004-05
CLARK, Danny	1991
CLARK, Darrin	1993-94
CLARK, Jason	2000-01-02-03
CLARK, Louis	1983-84-85-86
CLARK, O.W.	1932-33
CLARK, S.J.	1924-25-26
CLARK, Steve	1950-51-52
CLARK, W.F.	1919-21-22
CLARKE, J.S.	1895
CLAUSELL, Chris	1984
CLAY, T.F.	1903
CLEMENT, Brad	1992
CLEMENTS, E.C.	1930
CLEMENTS, Joel	1966
CLINTON, Eugene	1997-98-99-2000
CLOOS, W.D.	1907
CLOWER, Jerry	1949-50
COCHRAN, James	2003-04
COGGINS, Keith	1994
COLE, George	1910
COLE, Prentiss	2000
COLEMAN, Jim	1954
COLEMAN, Keo	1990-91
COLEMAN, Shaston	1994-95
COLEY, Marvin	1997
COLLINS, Bobby	1951-52-53-54
COLLINS, Fred	1977-78-79-80
COLLINS, Glen	1978-79-80-81
COLLINS, Robert	1957-58
COLSTON, Doug	1944-47-48
COLTHARP, Will	1974-75-76
COMBS, Kent	1977
CONKEL, Don	1954-55-56
CONNER, Omarr	2003-04-05-06
CONRAD, Jerry	1969-70-71
COOK, A.L.	1929-30
COOK, Ashby	1964-65
COOK, Bill	1976
COOK, Billy	1961-62-63
COOK, Jared	2001-02-03-04
COOK, Kelly	1957
COOK, Kendrick	2008-09
COOK, Roger	1971-72-73
COOK, Russell	2003-04-05-06
COOKE, Greg	1991
COOKS, Johnie	1977-78-80-81
COOLEY, Sim	1949-50
COOPER, Ashley	1998-99
COOPER, Brandon	2007-08-09
COOPER, Kevin	1997-98
COOPER, R.A.	1937
COOPER, S.F.	1911-12
COPELAND, Len	1976-77-78-79
CORBELL, Dean	1950-51
CORBETT, Tommy	1965-67
CORHERN, Hunter	1938-39-40
CORLEY, Elbert	1941-42-46
CORLEY, F.G.	1923-24
CORLEY, Fred	1965-66
CORLEY, Pinson	1949
CORNELIUS, Marvin	1964-65
CORRERO, Chris	1987-88-89

CORRERO, John	1959-60-61
CORSE, Cedric	1984-85-86-87
COSBY, Artie	1983-84-85-86
COSTICT, Ray	1973-74-75-76
COTNEY, Barry	1965
COTTON, Al	1994-95
COURTNEY, Jim	1965-67
COX, C.A.	1930
COX, Fletcher	2009
COX, Wally	1973-74-75-76
CRABTREE, Brooks	2004-06
CRAFT, T.	1926
CRAWLEY, Davey	2000-01
CRAIG, W.V.	1940-41
CRICK, Bill	1969
CROCKER, Jack	1948
CROSS, Britt	2005
CROSS, Dennis	1936
CROSS, Tim	1983-84
CRUMBLEY, Charles	1948-49-50
CRUMPTON, F.B.	1902-03
CUEVAS, Ronnie	1974-75
CULBERSON, Quinton	2003-04-05-06
CULPEPPER, Joe	1967
CULPEPPER, R.H.	1929-30
CULVER, H.F.	1901
CUMBERBATCH, Jim	1984
CURRY, Dwayne	1993-94-95-96
CURRY, Lydell	1985-87
CURTIS, Johnny	1991-92-93
CUSHMAN, Ray	1964
CUTRER, H.	1904-05
CUTRER, W.D.	1905-06
CUTTS, Tim	1983

D

DABBS, C.N.	1928
DALHOITE, J.H.	1896
DALY, John	1932
DALY, Rudy	1947-48
DANIEL, Eric	1995-96-97-98
DANIEL, Willie	1957-58-59
DANIELS, Gerald	1993-94
DANIELS, Jimmy	1957-1958
DANNER, Hugh	1930
DANTONE, Sammy	1960-61-62
D'AVIGNON, Louis	1968-69
DAVIDSON, Charlie	1991-92-94
DAVIS, Art	1952-53-54-55
DAVIS, Billy	1956
DAVIS, Bryson	2003-04-05-06
DAVIS, Donovan	2003-04
DAVIS, Dorsett	1999-2000-01
DAVIS, Fred	1972
DAVIS, Harper	1945-46-47-48
DAVIS, J.H.	1945-46
DAVIS, Jimmy	1957-58
DAVIS, Kenneth	1947-48-49
DAVIS, Kermit	1941-42-46
DAVIS, Lee	1987-88
DAVIS, Michael	1991-92-93-94
DAVIS, Mike	1987-88
DAVIS, N.P.	1920-21
DAVIS, R.T.	1918-20

DAVIS, Ralph	1946-47-48-49
DAVIS, Steele	2000-01
DAVIS, William	1931
DAVISON, Henry	1974-75-76-77
DAY, Lennie	2000-01-02-03
DAY, Stan	1934
DAY, Terry	1995-96
DEAN, Derrick	1987-88-89
DEARMAN, Tom	1965
DEBAUM, E.D.	1902-05
DEDAUX, Randy	1966-67
DEE, T.H.	1905-06-07
DEES, Chuck	1969-70-71
DEES, Wilbur	1939-40-41
DELOE, Ken	1951-52
DENT, H.M.	1907
DEPASQUALE, Derek	2009
DERRICKS, Anthony	1995-96-97-98
DICKERSON, A.R.	1928
DICKSON, Dick	1976
DILLE, A.B.	1910
DINKINS, Jamaal	1997-98-99-2000
DIXON, Anthony	2006-07-08-09
DIXON, Larry	1975-76-77
DIXON, William	1936-37
DOCKERY, Kevin	2002-03-04-05
DODD, Jimmy	1955-56-57
DOIRON, J.W.	1929
DOLLAR, Joe	1944-46-47
DOOLEY, Bill	1954-55
DORROH, C.E.	1906-07-08
DORSEY, Danny	1970
DOSS, J.O.	1977-78-79-80
DOTSON, Eric	1995-96-97
DOTT, Melvin	1981-83
DOUGLAS, Dominic	2007-08
DOUGLAS, Douglas	1963-64-65
DOWNING, Brandon	2002
DOWNSING, Frank	1970-71-72
DRAYTON, Willie	1956-57
DREHER, M.F.	1940
DREYSPRING, Fred	1948-49-50
DUCKWORTH, Mike	1964-65
DUCRE, Christian	2007-08-09
DUDLEY Don	1968-69-70
DUDLEY, Joey	1986-87
DUGAN, Bob	1962-63
DUMAS, Lamon	1997
DUNAWAY, David	1944-47
DUNAWAY, Rusty	1968
DUNCAN, Speights	1954-55
DUNNING, Anthony	2005
DUPLAIN, Norman	1950-51-52

E

EARLS, Conley	1994-95-96-97
EAST, F.J.	1917-19
EASTERWOOD, Jeff	1988-89-90
EASTERWOOD, Hal	1952-53-54
EATON, Mike	1969-70-71
EDWARDS, Al Rickey	1980-81-82-83
EDWARDS, Don	1977-78-79-80
EDWARDS, Don	1963-64
EDWARDS, Joe	1969-70-71



LETTERWINNERS

EDWARDS, L.D.	1936-37
EDWARDS, Matt	1977-78-79-80
EDWARDS, Mike	1974-76-77-78
EDWARDS, Trenell	1988-89-90-91
EIDSON, Jim	1974-75
ELLARD, Andrew	2008-09
ELLARD, Head	1910-11-12-14
ELLIOTT, Robert	2008-09
ELLIS, Alton	1966
ELLIS, David	1977-78-79-80
ELLIS, Glenn	1971-72
ELLIS, Henry	1995-96
ELLIS, R.J.	1938
ELROD, Buddy	1938-39-40
ENGLEHARDT, Kevin	1986-87-88
ENIS, Bill	1972
EPPS, Tommy	1965
ESTAY, Joe	1982-83-84
EUELL, Bernard	1992-93-94-95
EUSTIS, W.B.	1913
EVANS, Charles	1953-54
EVANS, Ed	1950-51
EVANS, Lawrence	1980-81-82
EVANS, Marcus	2005-06
EVANS, Michael	2005
EVANS, Willie	2002-03-04-05
EVERETT, Johnny	1976
EVERETT, Ronnie	1973-74
EWING, Pat	1987-88
EZEKWE, Ifem	2000

F

FAIR, Michael	1997-98-99-2000
FAIR, David	1987-88-90
FAIRCHILD, Kenric	1998-99-2000-01
FAIRCHILD, Ollie	1951-52
FANT, Kevin	2000-01-02-03
FATHEREE, George	1933-34-35
FAULKNER, Bill	1957
FAVORS, Greg	1994-95-96-97
FELD, Aaron	2007-08-09
FELKER, Rocky	1972-73-74
FERGUSON, L.H.	1908
FERGUSON, Sean	2008-09
FERRILL, Tommy	2000-01-02-03
FESMIRE, Rob	1978-79-80-81
FIEDOR, Rudy	1950
FIELDS, Ronald	2001-02-03-04
FIKES, B.B.	1919
FIRLE, Chris	1988-89-90-91
FISHER, Sonny	1961-62-63
FITZGERALD, John	1984-85
FITZGERALD, Robert	1974
FITZHUGH, Keith	2005-06-07-08
FLEMING, Bobby	1959-60-61
FLEMMING, Steve	1976-78-79
FLETCHER, Jack	1938
FLOWERS, Walter	1956-59-60
FLOYD, Cameron	1994-95-96-97
FLOYD, Douglas B.	1944-45
FOLLIARD, Tom	1964
FORD, Lee	1989-90-91-92
FORD, Robert	1940

FORD, Ryon	1988-89-90
FORD, W.	1918
FORTUNATO, Joe	1950-51-52
FOSTER, Tim	1992
FOUNTAIN, George	1944
FOUNTAIN, Greg	1972-73
FOUNTAIN, J.B.	1926-27
FOX, Carl	1895-96
FRANCE, Hal	1944-45
FRANK, Garry	1984-85-86-87
FREEMAN, Phillip	2009
FREEMAN, Steve	1972-73-74
FREEMAN, Ty	2003-04
FRENCH, William	1984-85-86
FRIDAY, Larry	1978-79-80
FRIDRICH, Ray	1938
FROHM, Martin	1941-42
FUGLER, C.S.	1903
FULLER, Eric	2003-04
FULTON, Billy	1954-55-56
FULTON, G.R.	1923-24-25
FULTON, Tom	1951-52-53
FURLOW, Charlie	1960-61-62
FURLOW, W.L.	1934
FURMAN, Harry B.	1907-08

G

GADDY, T.L.	1913-14-15-16
GALEY, Gene	1949-50
GALLOWAY, Ernie	1955-56
GALLOWAY, Tay	1990-91-92
GAMBRELL, Andrew	2005
GARDNER, Chris	1989-90-91-92
GARNER, Earnest	1996
GARRETT, W.D.	1944-45-46-47
GARRISON, E.	1908
GARRISON, Ernie	1955-56
GARRISON, Tommy	1965-67
GARVIN, Bobby	1960-61-62
GATCHELL, K.P.	1921-22-23-24
GATES, Michael	2005-06-07-08
GATLIN, Tommy	1972-73
GATLING, Emmanuel	2008-09
GAULT, Bill	1978-80
GAYDEN, W.P.	1895
GEE, Raymond	1995-96
GELATKA, Chuck	1934-35-36
GEOGEHAN, R.E.	1926-27-28
GEORGE, Ricky	1980-81-82-83
GHOLAR, Michael	2002
GIBBS, Darrell	1988-89
GIBBS, Gene	1961-62
GIBSON, Arleye	1990-91-92-93
GIBSON, James	1991-92-93
GIBSON, Rod	1998-99
GILBERT, C.F.	1909
GILLELAND, R.V.	1911-12
GILLESPIE, J.F.	1906
GILLIARD, Larry	1974-75-76-77
GILLIKIN, Jerry	1980-81
GILMORE, Tyris	1994-95
GLANTON, De'mon	2005-06-07-08
GLASGOW, Bill	1952-53-54

GLEASON, Gary	1986
GOLDBERG, Scott	2001
GOLLIDAY, Toby	1999-2000
GOMILA, Larry	1976
GOODE, Tom	1958-59-60
GOODE, Tom Jr.	1986-87
GOODSON, Buzz	1979
GOOLSBY, Shag	1937-38-39
GORKE, Bob	1947
GOSSETT, Bobby	1967-68-69
GOUGH, Byron	1948
GOUSSET, P.G.	1929-30-31
GRACE, J.R.	1901-02-03
GRACE, John	1942-46-47
GRACE, Roman	1978-79-80-81
GRAHAM, Jamil	1996
GRAHAM, S.G.	1905-06
GRANGER, Hoyle	1963-64-65
GRANT, Barris	1999
GRANT, John	1990
GRANT, Lahitia	1995-96-97-98
GRANT, R.P.	1907
GRAY, Malcolm	1934-36
GRAY, Ronnie	1967-69
GRAY, W.G.	1934-37-38
GREEN, Ermon	1981-82-83-84-85
GREEN, Hal	1960-61
GREEN, J.S.	1925
GREEN, Marcus	2008-09
GREEN, N.E.	1901-02-03-04
GREEN, Purvie	1991
GREEN, Ronnie	1984
GREENE, Lonnie	1976-77-78-79
GREENLEE, Larry	1971-72-73
GREER, Nakia	1994-95-96-97
GREGORY, Paul	1927
GRIER, James	1994-95-96-97
GRIFFIN, Adrian	2003-05
GRIFFIN, J.B.	1938-40
GRIFFIN, Randy	1976-77-79
GRIFFITH, Julius	2000-01
GRIFFITH, Justin	1999-2000-01-02
GRIFFITH, Slovakia	2001-02-03-04
GRINDLE, Terrell	1999-2000-01-02
GROSSCUP, Chad	1988-91
GROVE, Harold	1939-40-41
GRUBBS, Lewis	1970-71-72
GUILLORY, Loyd	1974-75
GULLEY, P.L.	1904-05
GURLEY, Robert	2008
GUMINA, Scott	1991-92-93-94
GUSSIO, Johnny	1984-85-86
GUTTUSO, Mike	1984-85
GUYTON, T.	1910
GWIN, Jan	1970

H

HADDIX, Michael	1979-80-81-82
HADLEY, F.A.	1910
HADLEY, Fred	1984-86-87-88
HADLEY, Terry	1986
HAGGAN, Mario	1999-2000-01-02
HALBERT, Molly	1955-56-57

HALEY, J.L.	1932-33-34
HALL, Jack	1970-71-72
HALLER, Bob	1966
HAMBRICK, Jake	2000
HAMILTON, J.D.	2006-07
HAMILTON, J.R.	1915
HAMPTON, Bubba	1964-65-66
HANDLEY, Jim	1961
HANNIBAL, Avery	2004-05-06-07
HANRAHAN, Patrick	2009
HARBIN, Frank	1982-83-84
HARDISON, Bob	1935-36-37
HARGRO, Antonio	2001-02-03
HARWICH, Buddy	1967-68-69
HARMON, Clarence	1975-76
HARNESS, Jim	1954-55
HARPER, Mike	1984-85-86
HARPER, Ronald	1978
HARRIS, Amos	1942-45-46
HARRIS, Andre	1985-86
HARRIS, F.D.	1901-02
HARRIS, James	1973-75
HARRIS, Jerry	1971
HARRIS, Johnnie	1993-94
HARRIS, J.C.	1928-29
HARRIS, Tony	1990-91
HARRIS, Walt	1992-93-94-95
HARRIS, Wayne	1979-80-81-82
HARRIS, Willie	1990-91-92
HARRISON, Calvin	1966-67-68
HARRISON, Granville	1938-39-40
HARRISON, Ralph	1938
HART, Brandon	2005-06-07-08
HART, Joe	1969-70
HARTLEIN, Alan	1976-77-78-79
HARTNESS, R.A.	1925-26-27
HARVEY, L.B.	1901
HASTINGS, Gil	1955
HATCHER, B.F.	1918
HATCHER, John	1998
HAWKINS, C.W.	1935-36-37
HAWKINS, Melvin	1988-92
HAYES, Melvin	1992-93-94
HAYES, Ralph	1976
HAYNES, M.W.	1933
HAZELWOOD, Brian	1995-96-97-98
HAZZARD, Brandon	1993
HEARD, David	2003-04-05-06
HEARD, Michael	2003-04-05-06
HEARNE, Bun	1908
HEAVENS, Brandon	2009
HEFLIN, Duval	1948-49-50
HEIDELBERG, G.C.	1896
HEIDENREICH, Jon	1988
HEMPHILL, Sylvester	2009
HENDERSHOT, Mike	1986-87-88-89
HENDERSON, Brandon	2008-09
HENDERSON, N.C.	1925
HENDERSON, Omar	1995-97-99
HENIG, Michael	2005-06-07
HENLEY, R.N.	1917-18-19-21
HENRY, Kevin	1990-91-92
HENSON, J.C.	1933-34-35

LETTERWINNERS



MEDIA INFORMATION

MISSISSIPPI STATE

2010 BULLDOGS

HISTORY

RECORDS

HERRERA, Dio	2005
HERRING, Gay	1947-48
HERRINGTON, Bob	1930-31-33
HERRINGTON, Ken	1962
HESTER, C.F.	1902-03
HICKS, Robert	1994-95-96-97
HIGGINS, Glenn	1965-66
HIGH, Terry	1988-89-91
HIGHT, Fred	1935-36-37
HILDEBRAND, Bill	1944-45-46
HILLIARD, John	1995-97-98-99
HILLMAN, Grant	1997
HILL, Billy	1959-60-61
HILL, Demetrius	1989-90
HILL, Jonathan	2004-05-06
HINE, C.R.	1934
HITT, Mark	1975-76-77
HODGES, Dave	1958
HODGES, Price	1963-64
HOELSCHER, Bob	1954
HOGAN, Dan	1980-83
HOGGATT, Eric	1969-70-71
HOLDER, Barry	1972
HOLLIMAN, Joel	1969-70-71
HOLLINGSHEAD, Lev.	1953-54-55
HOLLINGSWORTH, Tom	1991-92
HOLLOWAY, James	1993-94
HOLLOWAY, W.A.	1895
HOLLY, Keith	1972
HOLMES, Jimmie	2007-08
HOLT, Bill	1974
HOOKER, Lenard	1987
HOOVER, Dan	1993-94-95-96
HOPPER, R.C.	1924-25
HOPPER, R.E.	1924-25
HORNBACK Eddie	1982-83
HORNE, Hillery	1941-42-44
HORNE, Leslie	1930-32
HORNE, Nathan	1987
HORTON, Brad	2003-04-05
HORTON, G.C.	1917
HOSKINS, Eric	2007-08
HOUGH, P.M.	1918-19-20-21
HOUSE, Avery	2003-05
HOUSTON, P.D.	1921
HOWARD, Anse	1941-42-46
HOWARD, Billy	1944-45
HOWARD, J.R.	1896
HOWELL, Stanley	1976-77-78-79
HOWIE, R.M.	1901
HUBBARD, J.L.	1922-23
HUDGINS, Ed	1965-66-67
HUDSON, Rodney	1992-94
HUFF, J.H.	1919-20
HUGHES, Jamon	2006-07
HUGHES, Jay	1969-71
HUGHES, Jesse	1941-42-46-47
HUGHES, John	1941-42
HUGHES, T.G.	1902
HUGHES, Vernon	1944-46
HULL, Harvey	1973-74-75-76
HULL, Kent	1979-80-81-82
HULL, Maury	1983
HULL, W.A.	1906

HUMPHRIES, C.D.	1905
HUMPHRIES, Keon	2005-06-07
HUNT, Purvis	1993-94
HUNTER, Paul	1996-97-98-99
HUNTINGTON, Larry	1999-2000
HURDLE, Bud	1988
HURLEY, Drake	1984-85
HURST, F.J.	1913-14
HURST, J.I.	1917
HURST, Nelson	2008
HUSBAND, Jason	2004-05-06-07
HUTCHINS, Carl	1999-2000-01-02
HUTCHINS, Heath	2009
HUTCHINSON, Willie	1994
HUTSON, Brian	1984-85-86
HUTSON, Frank	1960-61
HUTTO, Randy	1960-61-62
HYDRICK, Joey	2000
HYMEL, Calvin	1973-74-75

I

INMAN, Tommy	1962-63-64
IRBY, Ken	1957-58
IRBY, Peyton	1966
ISAAC, Robert	1994-95-96-97
IVY, Harry	1967

J

JACK, Gregory	2002
JACK, Jeremy	2004-05
JACKSON, A.C.	1937
JACKSON, Billy	1980-81-82-83
JACKSON, Cookie	1980-82-83
JACKSON, Gerald	1975-76-77-78
JACKSON, Heath	1986-87-88-89
JACKSON, I.M.	1914-15
JACKSON, Jerry	1966-67-68
JACKSON, Joshua	2008
JACKSON, Kamau	2001-02-03
JACKSON, Keith	1977-78-79
JACKSON, Kirby	1983-84-85-86
JACKSON, Nathan	2000-01-02
JACKSON, Torrence	1994
JACKSON, Willie	1977-78-79-80
JACOBS, E.H.	1921
JAMES, Greg	1986-87
JAMES, Jesse	1991-92-93-94
JAMES, John	1989-90-91-92
JAMES, Leon	1991
JAMES, Mike	1993-94
JAMES, Tony	1989-90-91-92
JANOUS, Frank	1960
JAYNE, J.M.	1895-96
JEFFCOAT, Jeff	1990
JEFFERSON, Billy	1938-39-40
JEFFREY, Bob	1948-49-50
JEFFREY, R.H.	1945
JENKINS, Anthony	1978-79
JENKINS, Craig	2006-07-08-09
JENKINS, Jimmy	1960-61-62
JENKINS, Justin	2000-01-02-03
JENNINGS, Joe	1967-68-69
JENNINGS, John	1995-96-97
JENNINGS, Morley	1910-11

K

JEWELL, Rob	1992
JOHNSON, Anthony	2006-07
JOHNSON, Antonio	2005-06
JOHNSON, Chris	1992-93-94
JOHNSON, Dennis	1974-75-76-77
JOHNSON, Harvey	1938-39-40
JOHNSON, Jamaal	2004-05
JOHNSON, James "J.J."	1997-98
JOHNSON, Jeramie	2003-04-05-06
JOHNSON, Jerry	1972
JOHNSON, Kenneth	1980-81-82-83
JOHNSON, Kenny	1976-77-78-79
JOHNSON, M.E.	1946-47-48
JOHNSON, Steve	1979-80-81-82
JOHNSON, Terrell	2008
JOHNSON, W.C.	1983-84-85
JOHNSON, William	1984-85
JOHNSTON, Bob	1964
JOHNSTON, Ty	1986-87-88
JOINER, Adam	1999
JONES, Adam	1988
JONES, Blake	2000-01-02-03
JONES, Bobby	1963-64
JONES, Chris	1992-93-94-95
JONES, Darnell	2001-02-03-04
JONES, Devin	2009
JONES, E.B.	1925-26
JONES, E.R.	1909
JONES, H.T.	1914-15
JONES, H.W.	1939-40-41
JONES, I.L.	1901-02
JONES, James	1976-77-78-79
JONES, Jamie	2008-09
JONES, Jay	1987
JONES, Jeremy	1995-96-97-98
JONES, Jeremy	2007
JONES, Kenzaki	1996-97-98-99
JONES, L.I.	1922
JONES, Murphy	1932-33-34
JONES, Rodney	1975-76
JONES, Ronny	1970-71-72
JONES, W.W.	1946-47
JONES, Wayne	1971-72-73
JORDAN, Byron	1989-90-91-92
JORDAN, Chuck	1969-70-71
JORDAN, Jack	1973
JORDAN, Kinney	1975-76
JORDAN, Todd	1989-91-92-93
JOSEPH, Donald	1951-53
JOSEPH, Keith	1989-90-91-92
JOSEPH, Norman	1975-76
JOY, Buzz	1969
JUDGE, Joe	2002-03-04
JUNKIN, Bobby	1980-81-82
KAPP, Athony	1997-98
KATUSA, John	1951-52-53
KELLY, David	1959-60-61
KELLY, M.E.	1917-18
KELLY, Reginald	1995-96-97-98
KELLY, Tommy	2001-02-03
KENNAN, Robert	1934-35-36
KENNEDY, Buck	1958-59-60

KENNEYBREW, Darrell	1985-87-88
KERBY, E.M.	1944-45
KERN, Kenny	2003-04
KEY, Sidney	1973-74-75
KEYS, Bert	1997-98
KEYS, Richard	1973-74-75-76
KEYS, Tyrone	1977-78-79-80
KHABEER, Johnathan	1995
KIMBALL, Hunter	1911-12-14
KIMBROUGH, Bob	1970-71
KING, Billy	1955-56
KING, Chick	1970-71
KING, Dwayne	1986-87-88-89
KING, Donald Ray	1978-79-80-81
KINGREY, Ken	1974
KINNEY, H.C.	1913-14
KIRKLAND, Ronny	1962-63
KIRKLAND, Todd	1981-82-83-84
KISER, Bill	1965-67
KIZER, J.G.	1917
KLICKER, Albert	1948
KLINDWORTH, M.E.	1919-20
KNIGHT, Bill	1988-89
KNIGHT, Bobby	1966
KNIGHT, C.A.	1908
KNIGHT, Danny	1980-81-82-83
KNIGHT, Kelvin	1990-91-92-93
KNIGHT, Rob	1996-97, 99-2000
KNOTTS, Kenneth	1995-96
KOLKA, Kevin	1991
KOONTZ, Henry	1980-81-82-83
KOTOWSKI, Tony	1950-51
KOWALSKI, Anthony	1941-42
KYLES, Jarvis	2007-08

L

LACOSTE, Paul	1993-94-95-96
LAIRD, R.F.	1924
LAMBERT, Gary	1980-81-82-83
LAMM, Art	1976-78
LANCASTER, Bill	1969-71
LANCASTER, Brian	1992
LANE, D.H.	1918-23
LANE, Jimbo	1963-64-65
LANGSTON, Maurice	2009
LARSEN, Bootsie	1963-65
LATHAM, Sam	1956-57
LATHRAM, M.W.	1936-37
LATTIMER, W.H.	1904
LAWRENCE, Addison	2008-09
LAWRENCE, Cameron	2009
LAWRENCE, Mike	1973-74-76-77
LEASY, Wesley	1991-92-93-94
LEE, Bill	1973-74-75-77
LEE, Courtney	2000-01
LEE, Donald	1999-2000-01-02
LEE, S.B.	1910
LEE, Tyson	2008-09
LEGGETT, Jerry	1985-86
LEIKAM, Ken	1982-83
LENOIR, R.L.	1929-30
LEONARD, R.L.	1917
LEWIS, Chester	1995
LEWIS, D.D.	1965-66-67



LETTERWINNERS

MEDIA INFORMATION

MISSISSIPPI STATE

2010 BULLDOGS

HISTORY

RECORDS

LEWIS, H.R.	1926-27-28
LEWIS, Howard	1973-74-75
LEWIS, W.I.	1929
LEWY, H.E.	1913
LIGER, Eugene	1999, 2001
LIGHTSEY, Jim	1964-65
LILLY, C.E.	1902
LINDSEY, Harold	1998-99-2000-01
LINDSEY, Michael	1993-94-95-96
LINVILLE, Billy	1952
LIPSCOMB, Jimmy	1993-94-95-96
LIPSCOMB, Lee	1990-91
LITTLE, H.S.	1919-20-21
LITTLE, Jason	1985-86-87
LITTLEJOHN, Anthony	2005-06-07-08
LLOYD, Curtis	1959-60-61
LOCKHART, Otis	1978
LOGAN, J.E.	1952-56-57-58
LOGAN, Joel	1987-88-89-90
LOIACANO, J.E.	1962-63
LONG, Juan	1990-91-92-93
LONG, Lance	2005-06-07
LONG, R.I.	1918
LOONEY, D.J.	2008-09
LOTT, Bubba	1973
LOTT, S.A.	1933-34-35
LOVE, Kelvin	1998-99
LOVE, Kyle	2006-07-08-09
LOW, R.H.	1921-22-23
LOWE, Fred	1944-45
LOWE, John	1983-84-85-86
LOWE, Jonathan	2004-05
LUCKETT, J.E.	1922-23-24
LUKE, Butch	1963
LUMPKIN, Aaron	2000-01-02-03
LUNDIE, Orlando	1983-84-85
LUNDY, T.E.	1929-30-31
LUSTER, Frankie	1990-91-92-93
LYNCH, T.R.	1922
LYNCH, Thayer	1937-38
M	
MACK, Clay	1994-95
MACON, Joe	1993-94-95
MADKIN, Wayne	1998-99-2000-01
MAGEE, Don	1972
MAGEE, W.J.	1911-12
MAGILL, O.R.	1909-10
MAGRUDER, F.H.	1911
MAHONEY, J.C.	1901
MAIER, Chuck	1976-77-78-79
MALE, John	1971
MALLORY, R.	1918
MALONE, Danny	1973-74-75
MANGUM, Wayne	1956-57-58
MANLEY, Jack	1951
MANN, Brandon	1993-94
MAPP, Marcus	1937
MARBLE, John	1930
MARLER, Dave	1977-78
MARLIN, John-Michael	2000-01, '03
MARSH, Tate	1969-70
MARTIN, Darren	1985-86-87-88
MARTIN, Jason	1984

MARTIN, N.S.	1915-16
MARTIN, Rusty	1977-78-79-80
MASON, Ryan	2007
MASSEY, Alan	1977-78-79-80
MATTHEWS, Miller	1928-29-30
MATTHEWS, W.M.	1895
MATULICH, Wallace	1942-46-47
MAWHINNEY, T.J.	2001-02-03
MAXEY, Bill	1976-77-78
MAXWELL, Jessie	1978
MAXWELL, William	1930-31-32
MAY, George	1977-78-79
MAYFIELD, George	1948
McADAMS, Blake	2005-06-07-08
McALPIN, Jim	1969-70-71
McARTHUR, Harry	1912-13-14
McARTHUR, R.	1915-16
McARTHUR, W.S.	1904
McBRIDE, B.A.	1917
McBRIDE, Jim	1962
McCABE, J.H.	1927
McCAIN, W.C.	1942-46
McCALL, Byron	1991-92-93-94
McCANN, Henry	1993-94-95-96
McCardell, Shane	2009
McCASKEY, Terrence	1996-97-98-99
McCLELLAND, S.F.	1895-96
McCLUER, Donald	1913
McCOLLOUGH, Bernard	1987-88
McCOLLOUGH, Jim	1971
McCOLLOUGH, Larry	1972-73-74
McCORVEY, Jackie	1977-78-79
McCOY, Kyle	1990-91
McCOY, O.R.	1930-31
McCRACKEN, W.G.	1944
McCRANEY, Cortez	2007-08
McCRARY, Fred	1991-92-93-94
McCULLAND, John	1988
McCULLEN, I.	1916
McCULLOUGH, Colby	1993-94
McDOLE, Mardye	1977-78-79-80
McDONALD, Mike	1980-81-82
McDOUGAL, Clarence	2003-04-05
McDOUGAL, Lloyd	1945
McDOWELL, G.R.	1938-39-40
McELROY, Dick	1970-71-72
McELROY, Tom	1971
McELVEEN, M.	1927-28
McENANY, Mike	1979-80-81-82
McGEE, Chauncey	1995-96
McGEE, Keffer	1994-95-96
McGEORGE, Hal	1904-05-06-07
McGILL, Izell	1994-95-96-97
McGLASKER, Darryl	1974-75-76-77
McGOWAN, W.G.	1920-21-22
McGRAW, Dick	1965-66-67
McGRAW, F.A.	1901
McGUIRE, Bill	1963-64
McINGVALE, George	1942-45
McINNIS, D.C.	1920
McINNIS, E.C.	1905-06-07-08
McINTOSH, Mark	1977-78
McINTOSH, P.K.	1905

McKAY, J.V.	1895
McKEE, John	1952-53
McKELPHIN, Marvell	1984-85-86
McKENNA, R.J.	1982-83-84-85
McKENZIE, Duncan	1974-75-76-77
McKINLEY, Alvin	1998-99
McKINLEY, Dennis	1995-96-97-98
McKINZIE, W.M.	1920-23
McKISSACK, Clovis	1954
McMillan, John	2009
McMULLAN, Stephen	1989
McMULLEN, A.H.	1923-24
McLAURIN, Jerome	1986
McNAIR, E.H.	1918
McNEIL, Chris	2002-03-04-05
McNEIL, Duane	1975-76
McPHAIL, Bill	1954
McPhee, Pernel	2009
McPHERSON, H.A.	1911
McRAE, Brandon	2007-08-09
McRAE, Matt	1997-98-99-2000
McRANEY, Will	1983
McREE, Alton	1976
McWILLIAMS, L.M.	1920
McWILLIAMS, Tom	1944-46-47-48
McWILLIAMS, W.K.	1916-17
MEEK, Omri	1994
MEEKS, J.H.	1924-25-26
MEIGS, Ralph	1935-36-37
MELICHAR, Mark	2007-08-09
MELL, Eric	1982-83-84-85
MENAFEE, Cornell	1996-97-98-99
MERIDETH, Charles	2001
MIDDLETON, Carl	1984-85-86
MIHALIC, Mike	1941-42-46
MIKETINAS, Bobby	1978-80-81-82
MILLER, Andy	1974-75
MILLER, Dizenzo	1998-99-2000-01
MILLER, Jimmy	2005
MILLER, John	1979-80-81-82
MILLER, L.C.	1923-24
MILLER, Mike	1988
MILLER, Tom	1956-57
MILLS, A.P.	1910-11
MILLS, E.E.	1902-03
MILNER, Sammy	1968-69-70
MILONS, Tee	2002-03-04-05
MINK, Robby	1979-80
MINOR, Durward	1985-86-87-88
MINOR, Longstreet	1906
MINOR, Marco	2000-01
MINYARD, B.I.	1935
MINYARD, W.N.	1920-21
MITCHELL, Carsno	1981-82-83
MITCHELL, Charles	2008-09
MITCHELL, David	1976-77
MITCHELL, E.F.	1926
MITCHELL, T.A.	1895-96
MIZE, William	1930
MOAK, Johnny	1935-36-37
MOATES, Jennings	1941-42-46
MOHLER, Robert	1950
MOLDEN, Bobby	1975-76-77-78

MOLLERE, L.A.	1934-35-36
MONAGHAN, Mike	1973
MONROE, Henry	1976-77-78
MONROE, Willie	1976-77-78
MONROE, Willie	1985-86
MONTGOMERY, H.C.	1895
MONTGOMERY, J.F.	1906
MONTGOMERY, Mi.	1990-91-92-93
MOODY, Jimmy	1965
MOON, Bill	1963
MOONEY, Paul	1996-97-98-99
MOONEYHAM, David	2000
MOORE, Arnold	1938-39-40
MOORE, Billy	1964-65
MOORE, Craig	1997-98
MOORE, Dana	1979-80-81-82
MOORE, Darrell	1982-83-84-85
MOORE, Duaine	1965-66-67
MOORE, John	1985-86-87-88-89
MOORE, John O.	1944-47
MOORE, Ronnie	1968-70
MORDECAI, Art	1983-84
MORGAN, Bob	1980-81-82
MORGAN, Brett	2002-03-04-05
MORGAN, Josh	1999-2000-01-02
MORGAN, Rob	1996-97-98-99
MORGAN, Tarus	2002
MORGAN, William Earl	1955-56-57
MORGANTI, Fred	1944-45-47
MORRELL, Al	1967-68
MORRELL, Tommy	1990-91-92-93
MORRIS, Don	1952-53-54
MORRIS, E.S.	1907-08
MORRIS, Todd	1988-89-90
MORRIS, Tom	1952-53
MORROW, Bill	1950
MORROW, Grover	1933
MORROW, Robert	1994
MOTT, J.C.	1921-22
MOULDS, Eric	1993-94-95
MUNCHAUSEN, Louis	1937
MUNSCH, Al	1953
MURPH, Darwin	1981
MURPHY, Billy	1941-42-46
MURRAY, Stan	1972-73-74
MUSSELWHITE, W.B.	1936
MYERS, Jerry	1985-86-88-89
MYERS, W.J.	1922
MYLES, Eddie	1987-88-89-90
MYLES, Jimmie	1991-92-93-94
MYLES, Toby	1994-95
MYRICK, Bo	1977-78
MYRICK, Gordon	1955-56
N	
NABERS, Jim	1977-78
NABORS, Rocky	1987-88-89
NANCE, Bill	1960
NANCE, Chris	2007-08
NASH, Kahlil	2001-02
NASH, Marshall	1931
NATALE, Steve	1971
NEAL, Keith	1984-85-87-88

LETTERWINNERS



MEDIA INFORMATION

MISSISSIPPI STATE

2010 BULLDOGS

HISTORY

RECORDS

NEAVES, Robert	1958
NEILL, James	1965
NELSON, Aries	2003-04
NELSON, Bill	1966-67-68
NELSON, E.T.	1906
NELSON, G.B.	1907
NELSON, Jim	1969-70-71
NELSON, Tim	1996-97-98-99
NESMITH, Ed	1956-57
NEVILLE, Tom	1962-63-64
NEWSOM, Buddy	1968-69
NEWSOME, Frank	1952-53
NEWTON, Leslie	1964-65-66
NICHOLS, Jon	1964
NICHOLS, Sam	1973-74-75-76
NICHOLS, Tom	1981-82-83-84
NICKELS, Vic	1973-74
NIX, Gordon	1937
NIX, Jack	1937-38-39
NOBLE, C.R.	1912-13-14-15
NOBLE, L.W.	1921-22-23
NOBLE, P.A.	1927
NOBLES, Bennie	1945
NORWOOD, Jerious	2002-03-04-05
NUGENT, Dave	1965-66

O

OAKES, N.C.	1917
O'CONNOR, Cliff	1948-49
ODEN, C.S.	1915
ODOM, Jerry	1947
ODOM, Reggie	2009
OGDEN, Charles	1930-31-32
O'NEAL, Gabe	2004-05-06-07
O'QUINN, Jasper	2007-08
OSBOURNE, Ray	1959-60-61
OSWALT, J.A.	1916
OVERSTREET, Hugh	1903-04
OWENS, David	1949-50
OYEFESOBI, Michael	2001-02

P

PACE, John	1949-50-51
PACKER, Steve	1982
PACKER, Walter	1973-74-75-76
PAGE, W.C.	1931-32-33
PAPA, Vic	1947-48
PAPPENHEIMER, William	1927-28-29
PARENTON, Tim	1980-81-82-83
PARKER, Brent	1981-82-83
PARKER, Clarence	2000-01
PARKER, Jackie	1952-53
PARKER, John	1988-89-90
PARKS, Tommy	1986-87-88-89
PARKS, W.J.	1944
PARVIN, David	1959
PATRICK, J.W.	1939-40-41
PATRICK, Mike	1972-73-74
PATRIDGE, Jim	1969-71
PATTEN, T.W.	1915-16
PATTERSON, Bob	1940-41-42
PATTERSON, R.B.	1946-47-48
PATTERSON, W.C.	1941-42-46

PATTON, Jeff	1984-85-86-87
PATTY, R.P.	1924-25
PAUL, Albert	1960-62
PAYNE, Jimmy	1974
PAYNE, Preston	1970-71
PEACHER, Clay	1980-81-82-83
PEARSON, Aaron	1984-85
PEARSON, H.H.	1901
PEDERSON, Todd	1993
PEGUES, Derek	2005-06-07-08
PENDER, Runnie	1991-92-93
PEOPLES, Nate	1997
PEPPER, Fred	1976-77-78
PERKINS, Fred	1959-60-61
PERKINS, H.G.	1921-22-23
PERRERE, Clyde	1955
PERRY, Frank	1917-18-19
PETERS, Rodney	1984-86-87
PETERSON, Gil	1956-57-58
PETERSON, Glenn	1971
PETERSON, Shelby	1988
PETRO, Emile	1970-71-72
PETTIT, Blake	2004
PEYTON, Raymond	1975-76-77-78
PHARES, Bob	1972
PHARES, Ken	1970-71-72
PHARR, Tommy	1967-68-69
PHILLIPS, Anwar	2006
PHILLIPS, Bob	1976
PHILLIPS, Bob	1987-89
PHILLIPS, F.M.	1929
PHILLIPS, Hank	1985-86-87-88
PICKENS, W.H.	1926-27-28
PICKLE, Ike	1934-35-36
PILLOW, George	1932-33-34
PILLOW, Robert	1942-46
PILLOW, W.N.	1895
PILLOW, Watson	1971
PITTMAN, C.	1927-28-29
PITTMAN, Charles	1949-51
PITTMAN, Hilton	1966-67-68
PITTMAN, Jim	1947-48-49
PITTMAN, Oren	1935-36-37
PIITTS, Walter	1976
PLUMMER, Bruce	1983-84-85-86
PLUMP, Greg	1991-92-93
POLK, S.T.	1909
POLLARD, H.T.	1907-08-09-10
POLOVINA, Pete	1950-51
POORE, Eric	1983-84-85
PORTER, Alonzo	1993-94
PORTER, Jay	1979
PORTER, Jerald	1974-75-76-77
POTEETE, Jim	1957-58
POTTER, F.E.	1912-13
POTTS, R.H.	1902
POWELL, Andrew	2003-04-05-06
POWERS, Floyd	1958-59-60
PRATHER, Pig	1998-99-2000-01
PREMONT, David	1977-78-79-80
PRENTISS, Kevin	1997-98
PRESMOTT, Bob	1919
PRESSLEY, Bobby	1998-99
PRICE, Dave	1935-36-37

PRICE, Jerry	1979-80-81-82
PRICE, Orlie	1931-32
PRICE, R.N.	1938-39-40
PRICE, Steve	1979
PRICE, Stoney	1995-96-97
PRIESTER, Bill	1960-61
PRINCE, Carl	1981-82
PRINCE, Rodney	2007
PRINCE, William	1989-90-91-92
PROSSER, Will	2003-04-05-06
PRUITT, Dale	1988-89
PURNELL, Hawes	1932-33-34
PYRON, Shag	1949-50-51

Q

QUILLIAN, Chris	1976-77-78
-----------------	------------

R

RAINER, Fred	1975-76
RAINEY, Chris	1996-97-98-99
RAINEY, E.R.	1912-13-14-15
RANAGER, Tommy	1960-61-62
RANDLE, Milas	2000-01-02
RAY, E.G.	1940-41
RAY, Kelly	1990
RAY, Pete	1947-48
RAY, R.V.	1940-41-42
REAGH, I.C.	1934-35-36
REDDOCH, Bert	1934-35-36
REDMOND, James	2003
REED, C.R.	1965-66
REED, Harland	1964-65-66
REED, Joe	1969-70
REED, Joseph R.	1964-65
REES, Gavin	1974-75-76-77
REESE, Matt	1991
REESE, R.	1916
REID, Bo	1950-51-52
REID, Fred	2001-02-03-04
REID, W.D.	1905
RELF, Chris	2009
RENCHER, Varner	1985-86-87
REULE, P.A.	1912
RHEA, Rube	1971
RHOADES, Andy	1966-68
RHOADES, Glenn	1965-66-67
RHOADES, Ray	1948
RHOADES, S.W.	1909-10-11
RHOADES, Stan	1944-45
RHODEN, Marcus	1964-65-66
RIALS, Harold	1986
RICE, Carlton	2004-05-06
RICHARDSON, Derrick	1982-83-84
RICHARDSON, O.W.	1981-82
RICHMOND, W.L.	1932-33-34
RICKMAN, Jack	1973-74
RICKS, J.R.	1901
RICKS, W.B.	1926
RIDDELL, Josh	2007
RIDDLEY, Otis	2003
RILEY, Co-Eric	2007-08
RILEY, Mike	1988-89-90-91
ROBBINS, F.W.	1917
ROBERSON, Ken.	1996-97-98, 2000

ROBERSON, Murphy	1951-52-53
ROBERTS, Kenny	1989-90-91-92
ROBERTSON, Bo	1980
ROBERTSON, Derrell	1988-89
ROBERTSON, Dwayne	2000-01
ROBERTSON, Joe	1952
ROBERTSON, Tony	1987-88-89-90
ROBINSON, Alvin	1983-84-85-86
ROBINSON, Calvin	1983-84-85-86
ROBINSON, Deljuan	2003-04-05-06
ROBINSON, Delmon	2008
ROBINSON, Don	1945-48-49
ROBINSON, Michael	1986-88
ROBINSON, Sleepy	1990-91-92
RODRIGUEZ, Wallace	1961-62
ROGERS, Casey	2005-06
ROGERS, Kenny	1973
ROGERS, Kenny	1982-83-84-85
ROGERS, Tim	1994-95
ROGERS, W.M.	1906
ROGERS, Will	2002-03-04
ROMANOFF, Alex	1970
ROSE, C.M.	1908
ROSE, W.C.	1909
ROSENBERG, Dick	1951
ROSETTI, Jerry	1965-66
ROSS, Jim	1954-55-56
ROYE, J.L.	1932
RUCKER, Bill	1966
RUCKER, Jack	1949-50
RUDD, E.I.	1909
RUFFIN, D.A.	1912-13
RUFFIN, R.	1913
RUFFIN, Red	1937-38
RUSCOE, Ben	1949-50
RUSCOE, Herb	1956-57
RUSH, Dereck	1996-97
RUSHING, Dennis	1971
RUSHING, J.B.	1958
RUSHING, Tom	1950-51
RUSS, Andy	1993-94-95-96
RUSSELL, Adam	1995
RUSSELL, Bo	1986-87-88-89
RUSSELL, C.E.	1918-19
RUSSELL, Freddy	1967-68-69
RUSSELL, J.G.	1904
RUTLAND, Tray	2006
RUTLEDGE, J.F.	1896
RYE, Jerry	1979

S

SAAB, Louis	1973-74
SABBATINI, Frank	1954-55-56
SADLER, Robert	1939
SAGET, Don	1965-66-67
SAIA, Joseph	1944-45
SANDERS, Danny	1981-82-83-84
SANDERS, Harold	1934
SANDERS, Joey	2004-05-06
SANDERS, R.D.	1917
SANFORD, Carl	1963
SANGSTER, Jer.	1985-86-87-88
SANTAGATA, Rich	1966
SANTILLO, John	1952-53



LETTERWINNERS

SARTIN, Bill	1990-91-92-93
SARTOR, Tony	1980-81-82
SAULSBERRY, Quentin	2008-09
SAUNDERS, H.A.	1934
SAUNDERS, W.B.	1922
SAVLEY, T.S.	1908-09
SAXTON, Curtis	1942
SCALES, Walter	1930-31
SCAMARDO, Don	1981-82-83
SCHAFFHAUSER, Gary	1977-79-80
SCHEER, Stu	1966-67-68
SCHEIDER, Carl	1948
SCHOENROCK, Bill	1957-58-59
SCHWILL, Otto	1915-16
SCOTT, Don	1915-16
SCOTT, Edward	1937
SCOTT, McKinley	2002-03-04
SCOTT, Paul	1930
SEAL, Leo	1909-10
SEAL, Leo Jr.	1947-48
SEARS, Corey	1994-95
SHAMBURGER, Charles	1939
SHAMBURGER, Sonny	1967
SHANKS, Don	1967-68
SHARPE, O.J.	1960
SHAW, M.J.	1913-14-15-16
SHAW, Robert	1960-61
SHEFFIELD, Lanny	1971
SHEGOG, Andri	1984-85
SHELL, Tony	1988-89-90
SHELTON, Ben	2006-07
SHEPHERD, Billy	1951-52-54
SHEPHERD, J.T.	1950-51
SHERMAN, Paul	1986
SHERROD, Derek	2007-08-09
SHERROD, Dezmund	2004-05-06-07
SHIRLEY, Scott	1980
SHIVERS, Wes	1998-99
SHUFF, Ted	1942-46
SHUMAKER, Bryan	2000
SHUTE, Pat	1958-59-60
SIDORIK, Al	1942-46
SIGNAIGO, Nick	2003-04
SIJANSKY, Kevin	1998-99, 2001-02
SIKES, Carl	1931-32-33
SILVERI, Joe	1954
SIMMONS, Crosby	1948
SIMMONS, M.L.	1913-14-15
SIMMONS, Michael	1984-85-86-87
SIMPSON, Barrin	1996-97-98-99
SIMPSON, Roger	1988
SIMS, J.B.	1974-75
SIMS, Stan	1984-85-86-87
SIRMONES, C.J.	1999
SISK, Bob	1957-58
SISK, Dwight	1967
SISTRUNK, R.L.	1929
SKIPPER, Frank	1958-59
SLOAN, R.L.	1917
SLUDER, Kevin	1996-97-98-99
SMITH, Allan	1994-95-96-97
SMITH, B.W.	1918
SMITH, Brent	1993-94-95-96

SMITH, Brent	2002-03
SMITH, Charles	1934-35
SMITH, Charlie	1961
SMITH, Chris	2009
SMITH, David	1968-69-70
SMITH, Don	1983-84-85-86
SMITH, Ed	1957-58-59
SMITH, Edward	1997-98
SMITH, Emmitt	1998
SMITH, F.M.	1910
SMITH, Jamayel	2006-07-08
SMITH, James	1973-74
SMITH, Jondrea	2000
SMITH, Kenwoyenne	1995-96-97-98
SMITH, Milton	1986-87-88-89
SMITH, Murray	1958
SMITH, O.L.	1926-27
SMITH, Reggie	1987
SMITH, Robert	1985
SMITH, Scott	1982
SMITH, Truett	1946-47-48
SMITH, Williams	1932-33-34
SMITH, Zach	2007-08-09
SMITHART, Terry	1968-69
SMOOT, Fred	1999-2000
SNYDER, Dannie	2001
SOILEAU, Joe	1976-77-78
SOSEBEE, Major	2009
SOUTHWARD, Billy	1970-71-72
SPARKS, J.C.	1903
SPARKS, John	1962-63
SPENCER, Chris	2009
SPIVEY, Robert	2001-02-03
SPURLOCK, K.L.	1913-14-15-16
STACY, Benny	1959-60-61
STACY, Billy	1956-57-58
STACY, Bobby	1960-61
STAINBROOK, Max	1947-48-49-50
STALLWORTH, Arnil	2006-07-08-09
STALLWORTH, Chris	1991-92-93
STANFORD, Carl	1963
STANLEY, Jack	1948
STANSEL, H.S.	1913
STANTON, Bill	1953-54-55
STEADMAN, C.W.	1935-36-37
STEPHENS, Con.	1998-99-2000-01
STEPHENS, Durwood	1968
STEPHENS, P.E.	1923-25
STEVENS, Bill	1965
STEVENS, Lenny	1967
STEWART, Bill	1950-51
STEWART, Buck	1950
STEWART, David	2001-02-03-04
STEWART, Kenny	1988-89-90-91
STEWART, Reggie	1987-88-89-90
STEWART, R.H.	1916
STIGERS, Trevor	2009
STILLWELL, Robbie	1997
STONE, H.L.	1923-24-25
STONE, L.H.	1927-28-29
STONE, Willie	1933-34-35
STOOTS, Steve	1970
STOUT, Randy	1997

STOWERS, Curtis	2000-02-03
STOWERS, Curtis Hill	1978-79-80-81
STOWERS, Rodney	1989-90
STRAHAN, Tommy	1971-72-73
STRAUDER, Anthony	2005-06-07-08
STREET, Mitchell	1978
STRICKLIN, Basil	1949-50-51
STUART, C.E.	1924-25
STUART, James	1945-46-47-48
STUBBS, A.B.	1936
STUVER, Vic	1952
SUBER, Scott	1953-54-55
SUDA, George	1953-54
SUDDUTH, Wilburn	1923
SUGGS, Walter	1958-59-60
SUMMEROUR, A.R.	1928-29
SUMMEROUR, John	1930-32
SUMMERS, Anthony	2006
SWAIN, Chris	2003-04
SWARENGEN, Larry	1962-63-64
SWILLY, Billy	1938
SWILP, John	1954-55
SWOOPES, Demetruis	1986
SWOOPES, Pat	1982-83-84-85

T

TAIT, Art	1947-48-49-50
TAIT, Jim	1955-56
TAITE, Derrick	1993-94-95-96
TANKSLEY, Perry	1976-77
TATE, H.	1904-05-06
TATE, Roosevelt	2003
TAYLOR, C.K.	1902
TAYLOR, J.A.	1920-21
TAYLOR, Jerry	1948-49
TAYLOR, Leslie	1931-32-35
TAYLOR, Michael	1985-86-87-88
TAYLOR, Shaun	1994
TEMPLE, Keith	1973-74
TERRELL, Carl	1985-86
TERRY, Roland	2007
THAMES, Anthony	1988-89-91
THAMES, G.T.	1959
THAMES, Robert	1935-36
THOMAS, Bennie	1983-84
THOMAS, Bill	1966-68
THOMAS, E.F.	1937-38
THOMAS, Jack	1968-69
THOMAS, Randy	1997-98
THOMAS, Tron	1997-98-99-2000
THOMPSON, Derrick	2000-01
THOMPSON, Eddie	1929-30-31
THOMPSON, Glen	2001-02
THOMPSON, H.S.	1938
THOMPSON, L.R.	1925-26-27
THOMPSON, Larry	1972-73-74
THOMPSON, W.L.	1896
THORNTON, Brandon	2005-06
THORNTON, Mack	1971
THORPE, H.D.	1941-42
THORNTON, Clint	1991-92
THREADGILL, Bruce	1975-76-77
THREADGILL, Tyler	2004-06-07

U

UNDERWOOD, Eric	1987-88-89
UNGER, J.W.	1925
UPTON, Cody	2003-04

V

VALLIS, Ted	1954
VANCE, W.B.	1916
VANDEVERE, Dallas	1928-29-30
VARNADO, George	1940-41-42
VARNER, F.W.	1937
VAUGHN, Oliver	1948-49-50
VAUGHT, Gerald	1975-76
VENIER, Lou	1953-54-55
VERDERVER, Gil	1951-52
VINCENT, Jim	1954-56
VINSON, Bernard	2002-03
VITRANO, Terry	1974-75-76-77

W

WADE, Jerry	1959-60
WADE, Mike	1968-69
WADE, Tim	1990
WADE, Orlando	1987-88-89
WADLEY, Johnny	2002-03-04-05
WAITS, Frank	1932
WALDEN, Bobby	1973
WALKER, Anthony	1970-71-72
WALKER, Brownie	1960-61-62
WALKER, Dontae	1999-2000-01-02
WALKER, Jeff	1996-97-98-99
WALKER, Kevin	1983-84-85
WALKER, Pete	1948-49-50
WALKER, Rob	2004
WALL, I.B.	1895
WALLACE, Bobby	1973-74-75
WALLACE, Gabe	2001-02-03
WALLACE, Kyle	1999-2000

LETTERWINNERS



MEDIA INFORMATION

MISSISSIPPI STATE

2010 BULLDOGS

HISTORY

RECORDS

WALLACE, Ralph	1954
WALLIS, Robert	2001-02-03
WALTERS, Bo	2008
WALTERS, Fred	1934-35-36
WARD, Elwyn	1929-30-31
WARD, Fred	1991-92
WARD, R.B.	1935-36-37
WARDLAW, Gene	1971-72
WARLICK, Joe	1941-42
WASHINGTON, Marcus	2006-07-08-09
WATKINS, John	1980-81-82
WATKINS, Kendell	1992-93-94
WATSON, Kyle	2002
WATSON, Louis	2009
WATSON, Pat	1962-63-64
WATSON, Tommy	2000-01
WATSON, W.A.	1907
WEATHERLY, Charles	1957-58
WEATHERS, Brad	2002
WEAVER, Mackie	1960-61-62
WEAVER, Richard	1963-64-65
WEBB, A.B.	1920
WEBB, Hurst	1933
WEBB, Jimmy	1972-73-74
WEBB, Thomas	2009
WEED, Oscar	1936-37-38
WEEKS, L.R.	1916
WEEKS, Shed Hill	1932-33
WEEMS, Joseph	1934
WEISSINGER, G.C.	1918-19
WELCH, Lee	1959-60-61
WELLS, P.L.	1911-12-13-14
WELLS, W.C.	1927
WESLEY, Quinton	2006-07
WEST, Danny	1971-72-73
WEST, Mike	1973
WESTBROOK, Jim	1994-95
WESTERFIELD, Scott	1999-2000
WHALEY, Steve	1969-70-71
WHEELER, James	1944
WHIPPLE, Jermaine	1995
WHITAKER, Joe	1904-05-06
WHITE, Benton	1956-57
WHITE, Chris	2009
WHITE, George	1997-98-99-2000
WHITE, J.J.	1929
WHITE, Jordan	1997
WHITE, James	1940-41-42
WHITE, Lavelle	1957-58-59
WHITE, Mark	1974-75-76-77
WHITE, Steve	1975-76-77
WHITENER, Stuart	1984
WHITLOCK, Rod	1989-90
WHITTINGTON, W.L.	1960
WICHMAN, Marcus	1931-32-33
WIELGOSZ, S.F.	1934
WIER, J.M.	1927-28
WILBANKS, Austin	2008-09
WILBANKS, Scott	1983-84-85
WILBANKS, W.H.	1925
WILDER, O'neal	2009
WILEY, Arthur	1978-79
WILKERSON, Bill	1972
WILLIAMS, Albert	1987-88-89-90

WILLIAMS, Andre	1995
WILLIAMS, Darren	2002-03-04
WILLIAMS, Edward	1989-91-92
WILLIAMS, Forest	2000
WILLIAMS, Greg	1980-81
WILLIAMS, James	1986-87-88-89
WILLIAMS, Justin	2006-07
WILLIAMS, LaMarcus	2007-08
WILLIAMS, Larry	1994-95
WILLIAMS, Louis	1945-47-48-49
WILLIAMS, Max	1953-54-55
WILLIAMS, Mikel	1982-83-84
WILLIAMS, Nate	1990-91
WILLIAMS, Rickey	1976-77-78-79
WILLIAMS, Robert	1945
WILLIAMS, W.J.	1909-10-11-12
WILLIAMSON, Karl	1991-92-93
WILLIAMSON, Ke.	1997-98-99-2000
WILLINGHAM, D.T.	1926
WILSON, Calvin	2005
WILSON, Elmer	1982-83-84
WILSON, Reggie	1994
WILSON, R.S.	1901-02-03-04
WILSON, W.P.	1920
WILSON, Zerk	1951-52-53
WINDHAM, Jonny	1961-62-63
WINDHAM, Lamar	1980-81-82-83
WINSTEAD, H.D.	1945
WISEMAN, R.C.	1927-28-29
WISHMAN, M.F.	1931-32-33
WISNER, Jason	1991-93-94
WOFFORD, W.J.	1901
WOHLERT, Steve	1976-77-78
WOHNER, Collins	1940-41
WOITT, Johnny	1965-67
WOLVERTON, M.L.	1944
WOMACK, Floyd	1997-98-99-2000
WONSLEY, Elmore	2001-02
WONSLEY, George	1980-81-82-83
WOOD, Gene	1967-68-69
WOODBERRY, Lamont	1996-97
WOODARD, Marc	1989-90-91-92
WOODS, Earl G.	1980
WOODS, Jerry	1966
WOODWARD, J.W.	1908
WOOTEN, O.B.	1905-06-07
WORD, Herbert	1973
WORLEY, Lewis	1932-33
WRIGHT, Brandon	2002-03
WRIGHT, Brian	1992-93-94-95
WRIGHT, Carroll	1930-31
WRIGHT, Demetric	2001-03
WRIGHT, K.J.	2007-08-09
WRIGHT, Sam	1987-88-89
WYATT, Matt	1996-97-98-99
WYMS, Ellis	1997-98-99-2000

Y

YANCEY, Charles	1940-41-42
YARBROUGH, Butch	1969-70-71
YARBROUGH, Leron	2005-06
YARNICK, Ron	1952-53
YEATES, Edward	1996-98-99-2000
YERGER, J.L.	1904

YORK, Kyle	2002-03-04
YOUNG, Bob	1969-70
YOUNG, Glen	1979-80-81-82
YOUNG, J.C.	1923-24
YOUNG, Jerrod	1987-88-89-90
YOUNG, Paul	1983-84-85
YOUNG, Robert	1987-88-89-90
YOUNG, Robert	1991
YOUNG, Tarus	2008
YOUNGBLOOD, Torrey	1994
YOUNGER, Mike	1972-73
YOUNGER, Paul	1948-49-50

Z

ZANDERS, Calvin	1982-83
ZERINGUE, Lynn	1968-69
ZIMMERMAN, Bill	1952-53-54
ZINNIMON, Dennis	1981

2008 MSU roster players in bold



ALL-AMERICANS

KEY TO AWARD OUTLETS: AP-Associated Press; ATHLETIC PUB.-Athletic Publication; CAMP-Walter Camp Football Foundation; COACHES-American Football Coaches Association; CS-College Sports; FN-Football News; FWAA-Football Writers Association of America; INS-International News Service; KODAK-Kodak; MIZLOU-Mizlou; NCAA GUIDE-NCAA Guide; NEA-Newspaper Enterprise Association; NYN-New York News; SPORT-Sports Magazine; TSN-The Sporting News; UPI-United Press International; WILLIAMSON-Williamson.

- 1940: Hunter Corhern, OG (2nd AP)
Erwin "Buddy" Elrod, E (NCAA GUIDE)
- 1944: Tom "Shorty" McWilliams (2nd AP)
- 1951: Joe Fortunato, FB (ATHLETIC PUB.)
- 1953: Jackie Parker, QB (FWAA-Look)
- 1954: Hal Easterwood, C (FWAA-Look)
- 1955: Scott Suber, OG (NEA)
Art Davis, HB (FWAA-Look)
- 1957: Billy Stacy, QB (2nd INS)
- 1960: Tom Goode, OC (KODAK)
- 1963: Tommy Neville, DT (2nd AP)
Pat Watson, OC (WILLIAMSON)
- 1967: D.D. Lewis, LB (NEA, NYN)
- 1972: Frank Dowsing, DB (FN)
Ken Phares, DB (2nd COACHES)
- 1974: Jimmy Webb, DE (COACHES, CAMP)
- 1976: Stan Black, S (NEA)
Ray Costict, LB (2nd AP)
Harvey Hull, NG (2nd UPI)
- 1980: Mardye McDole, WR (TSN)

- 1981: Glen Collins, DT (TSN)
Johnie Cooks, LB (AP, NEA, FWAA, TSN, FN)
Billy Jackson, DE (SPORT)
- 1982: Wayne Harris, OG
(3rd FN, TSN, MIZLOU)
- 1990: Ricky Byrd, OG (3rd AP)
- 1991: Nate Williams, DL (3rd FN)
- 1992: John James, OT (2nd FN)
- 1994: Jesse James, OG (3rd AP)
- 1995: Walt Harris, DB (1st CS, 2nd UPI)
- 1998: Eric Allen, C (2nd TSN)
James Johnson, TB (2nd TSN)
Randy Thomas, OT (2nd TSN)
- 1999: Ashley Cooper, S
(2nd FN, 3rd AP, TSN)
Barrin Simpson, LB (1st TSN)
- 2000: Mario Haggan, LB (2nd TSN)
Pig Prather, S (2nd TSN)
Fred Smoot, CB (1st TSN, AP, CAMP)
Pork Chop Womack, OT
(1st AP; 2nd CAMP)

FRESHMAN ALL-AMERICAN

- 2000: Derrick Thompson (2nd TSN)

NATIONAL FOOTBALL FOUNDATION HALL OF FAME

- 1955: Bernie Bierman - Coach
- 1973: Morley Jennings - Coach
(Lettered at MSU in 1910-11)
- 1976: Jackie Parker - Player
- 1983: Darrell Royal - Coach
- 1991: Allyn McKeen - Coach
- 2001: D.D. Lewis - Player

MSU IN THE HEISMAN VOTE

- 1944: Tom "Shorty" McWilliams (10th)

ALL-AMERICAN FOOTBALL FOUNDATION ALL-AMERICA TEAM

- 1994: Eric Moulds, WR (1st)
- 1996: Paul Lacoste, LB (2nd)
- 1997: Robert Hicks, OL (1st)

NATIONAL FOOTBALL FOUNDATION SCHOLAR-ATHLETE AWARDS

- 1972: Frank Dowsing, DB
- 1989: Bo Russell, DB

BUTKUS (LINEBACKER)

- 1995: Dwayne Curry - semifinalist
- 1999: Barrin Simpson - semifinalist

LOU GROZA (PLACE-KICKER)

- 1993: Tom Burke - semifinalist
- 1999: Scott Westerfield - semifinalist
- 2000: Scott Westerfield - semifinalist

LOMBARDI (INTERIOR LINEMAN)

- 1981: Johnie Cooks - semifinalist
- 1982: Wayne Harris - semifinalist

THORPE (DEFENSIVE BACK)

- 2000: Fred Smoot - finalist
- 2001: Pig Prather - semifinalist

NATIONAL COACH OF THE YEAR

- 1999: Jackie Sherrill (Football News) - semifinalist

DEFENSIVE PLAYER OF THE YEAR

- 2000: Pig Prather - semifinalist
Fred Smoot - semifinalist

GTE REGION II COACH OF THE YEAR

- 1999: Jackie Sherrill

BROYLES (ASSISTANT COACH)

- 1999: Joe Lee Dunn - finalist



ALL-SEC SELECTIONS

1933: Bobby Herrington, B (3rd AP)
1935: Ike Pickle, B (1st AP)
 Chuck Gelatka, E (2nd AP)
 Willie Stone, G (3rd AP)
1936: Chuck Gelatka, E (3rd AP)
 Alex Lott, T (3rd AP)
1938: Malcolm Gray, T (3rd AP)
1939: John Goolsby, C (2nd AP)
 Buddy Elrod, E (2nd AP)
 Jack Nix, B (3rd AP)
1940: Buddy Elrod, E (1st AP)
 Hunter Corhern, G (1st AP)
 John Tripson, T (2nd AP)
 Harvey Johnson, B (2nd AP)
 Billy Jefferson, B (3rd AP)
1941: Bill Arnold, T (2nd AP)
 Blondy Black, B (2nd AP)
1942: Raymond Ray, G (2nd AP)
 Bob Patterson, E (2nd AP)
 Blondy Black, B (2nd AP)
 Curtis Patterson, G (3rd AP)
1944: Hillery Horne, T (1st AP)
 Tom McWilliams, B (1st AP)
 Dub Garrett, T (2nd AP)
 Bill Hildebrand, E (3rd AP)
1945: Bill Hildebrand, E (1st AP)
 Harper Davis, B (1st AP)
 Dub Garrett, T (3rd AP)
 Graham Bramlett, B (3rd AP)
1946: Tom McWilliams, B (1st AP)
 Dub Garrett, T (2nd AP)
 Mike Harris, G (3rd AP)
 Harper Davis, B (3rd AP)
1947: Dub Garrett, T (1st AP)
 Tom McWilliams, B (1st AP)
 Harper Davis, B (3rd AP)
1948: Tom McWilliams, B (1st AP)
 Harper Davis, B (3rd AP)
1949: Jerry Taylor, C (2nd AP)
1951: Joe Fortunato, DB (1st AP)
 Billy Pyron, DT (2nd AP, 3rd UPI)
1952: Jackie Parker, B (1st AP & UPI)
 Bo Reid, C (2nd AP)
 Joe Fortunato, B (2nd AP & UPI)
1953: Jackie Parker, B (1st AP & UPI)
 Tom Morris, T (3rd AP)
 Hal Easterwood, C (3rd AP, 2nd UPI)
1954: Hal Easterwood, C (1st AP, 2nd UPI)
 Art Davis, B (1st AP & UPI)
 Bill Dooley, G (3rd AP, 2nd UPI)
1955: Scott Suber, G (1st AP & UPI)
 Art Davis, B (2nd AP & UPI)
 Jim Barron, T (3rd AP & UPI)
1956: Ron Bennett, E (1st AP & UPI)
 Billy Stacy, B (1st AP & UPI)
1957: Billy Stacy, B (1st AP & UPI)
 Jack Benson, C (3rd AP, 2nd UPI)
 Sam Latham, T (3rd AP)
 John Benge, E (3rd AP)
 Jimmy Dodd, C (3rd UPI)
1958: Jack Benson, T (2nd AP & UPI)
 Billy Stacy, B (3rd AP, 2nd UPI)
1959: Tom Goode, E (2nd AP, 3rd UPI)
 LaVelle White, T (3rd AP)
 Walter Suggs, T (2nd UPI)
1960: Tom Goode, E (1st AP & UPI)
 Walter Suggs, T (2nd UPI)
1961: Johnny Baker, E (2nd AP & UPI)
 Howard Benton, T (2nd AP)
1962: Johnny Baker, E (1st AP, 2nd UPI)
 Pat Watson, G (3rd UPI)
1963: Tommy Neville, T (1st AP, 2nd UPI)
 Pat Watson, G (2nd AP, 1st UPI)
 Ode Burrell, B (2nd AP & UPI)

Hoyle Granger, B (3rd AP & UPI)
 Tommy Inman, E (3rd UPI)
 Sonny Fisher, B (3rd UPI)
1964: Tommy Inman, E (2nd AP, 3rd UPI)
 Justin Canale, G (2nd AP, 3rd UPI)
 Marcus Rhoden, HB (2nd AP)
 Hoyle Granger, FB (2nd AP & UPI)
 Tommy Neville, DT (2nd AP & UPI)
 Pat Watson, DG (2nd AP, 1st UPI)
1965: Hoyle Granger, RB (2nd AP)
 Grady Bolton, DG (2nd AP)
 Marv Cornelius, DB (2nd AP)
1966: Bubba Hampton, OT (2nd AP)
 D.D. Lewis, LB (1st AP & UPI)
1967: D.D. Lewis, LB (1st AP & UPI)
 Glen Higgins, DT (2nd AP)
1968: Tommy Pharr, QB (1st AP)
 Sammy Milner, FL (1st AP & UPI)
1969: Sammy Milner, E (1st AP & UPI)
1970: David Smith, FL (1st AP & UPI)
 Chuck Dees, LB (2nd AP)
 Ken Phares, DB (2nd AP)
1971: Eric Hoggatt, LT (2nd AP)
 Frank Dowsing, DB (1st AP)
1972: Bill Buckley, WR (1st AP)
 John David Calhoun, LB (2nd AP)
 Ken Phares, DB (2nd AP)
 Frank Dowsing, LB (1st UPI)
1973: Wayne Jones, RB (1st AP)
 Jimmy Webb, DE (2nd AP, 1st UPI)
1974: Rockey Felker, QB (1st AP & UPI)
 Walter Packer, RB (1st AP)
 Sam Nichols, OG (2nd AP)
 Jimmy Webb, DT (1st AP & UPI)
 Harvey Hull, LB (2nd AP)
1975: Richard Keys, OC (1st AP & UPI)
 Sam Nichols, OG (2nd AP)
 Walter Packer, RB (2nd AP)
 Harvey Hull, MG (2nd AP)
 Ray Costict, LB (2nd AP)
 Stan Black, DB (2nd AP)
1976: Richard Keys, OC (1st AP & UPI)
 Sam Nichols, OG (2nd AP)
 Dennis Johnson, RB (2nd AP)
 Harvey Hull, MG (1st AP & UPI)
 Ray Costict, LB (1st AP & UPI)
 Stan Black, DB (1st AP & UPI)
1977: Mark Trogdon, OT (2nd AP)
 Larry Gillard, DT (1st AP & UPI)
1978: Mardye McDole, WR (1st AP & UPI)
 Dave Marler, QB (1st AP & UPI)
 James Jones, RB (2nd AP)
 Tyrone Keys, DT (2nd AP)
 Johnnie Cooks, LB (2nd AP)
1979: Mardye McDole, WR (2nd AP)
 Alan Hartlein, OG (2nd AP)
 Tyrone Keys, DT (2nd AP)
 Kenny Johnson, DB (2nd AP)
1980: Mardye McDole, WR (1st AP)
 Alan Massey, OT (1st AP)
 Wayne Harris, OG (1st AP)
 Johnnie Cooks, LB (1st AP & UPI)
 Tyrone Keys, DE (2nd AP)
 Glen Collins, DT (2nd AP)
1981: Wayne Harris, OG (1st AP & UPI)
 Jerry Price, TE (2nd AP)
 Michael Haddix, RB (2nd AP)
 Billy Jackson, DE (1st AP & UPI)
 Glen Collins, DT (1st AP & UPI)
 Johnnie Cooks, LB (1st AP & UPI)
 Rob Fesmire, DB (1st UPI)
1982: Wayne Harris, OG (1st AP & UPI)
 Danny Knight, WR (2nd AP, 1st UPI)
 Michael Haddix, RB (2nd AP)
 Billy Jackson, DE (1st UPI)

1983: Billy Jackson, LB (1st AP & UPI)
1984: Pat Swoopes, DT (2nd AP, 1st UPI)
 Aaron Pearson, LB (2nd AP)
 Corwyn Aldredge, TE (Coaches')
 Danny Sanders, OG (2nd AP)
1985: Rusty Brown, OG (2nd AP)
 Pat Swoopes, DT (2nd AP, 1st UPI)
 Aaron Pearson, LB (2nd AP)
1986: Don Smith, QB (1st AP & UPI, Coaches')
1988: James Williams, LB (2nd AP)
1989: Jesse Anderson, TE (2nd AP)
 Aaron Pearson, LB (2nd AP)
 Mike Riley, P (1st AP)
 James Williams, ILB (2nd AP)
 Bo Russell, DB (2nd AP)
1990: Ricky Byrd, OG (2nd AP)
 Reggie Stewart, LB (1st AP)
 Mike Riley, P (2nd AP)
1991: Daniel Boyd, LB (2nd AP)
 Keo Coleman, LB (1st AP)
 John James, OT (1st AP, Coaches')
 Nate Williams, NG (2nd AP, 1st Coaches')
1992: Daniel Boyd, LB (1st AP, 2nd Coaches')
 Jerome Brown, DE (2nd Coaches')
 Lee Ford, C (2nd AP, Coaches')
 Willie Harris, WR (2nd AP, Coaches')
 John James, OT (1st AP, Coaches')
 Todd Jordan, P (1st AP, Coaches')
 Kelvin Knight, FS (2nd AP)
 Marc Woodard, LB (2nd Coaches')
1993: Arleye Gibson, NT (1st AP)
 Walt Harris, DB (2nd Coaches')
 Juan Long, LB (1st FN, 2nd Coaches')
1994: Brian Anderson, C (2nd Coaches')
 Kevin Bouie, RB (2nd Coaches')
 Dwayne Curry, LB (1st AP, Coaches')
 Walt Harris, DB (1st AP, Coaches')
 Jesse James, OG (1st AP, Coaches')
 Eric Moulds, WR (2nd AP, Coaches')
 Kendall Watkins, TE (2nd Coaches')
1995: Dwayne Curry, LB (1st FN, 2nd AP, Coaches')
 Walt Harris, DB (1st AP, Coaches'), FN
 Eric Moulds, WR (1st Coaches', FN 2nd AP)
1996: Dwayne Curry, LB (1st FN)
 Paul Lacoste, LB (2nd AP, Coaches')
 Andy Russ, P (1st BN, 2nd AP, Coaches')
 Brent Smith, OT (1st AP, Coaches')
1997: Robert Hicks, OL (1st Coaches', 2nd AP)
 Greg Favors, DE (1st AP, Coaches', FN)
 Brian Hazelwood, K (2nd AP, Coaches')
 Jeff Walker, P (2nd AP, Coaches')
 Eric Allen, C (2nd AP)
1998: Eric Allen, C (1st AP, FN, 2nd Coaches', BN)
 Brian Hazelwood, K (2nd BN)
 J.J. Johnson, TB (1st AP, FN, Coaches', BN)
 Kevin Prentiss, RS (2nd AP)
 Barrin Simpson, LB (2nd Coaches')
 Ed Smith, DE (1st AP, FN, 2nd Coaches', BN)
 Randy Thomas, OG (2nd AP, Coaches', BN)
 Jeff Walker, P (2nd AP, Coaches', BN)
1999: Robert Bean, CB (1st AP, BN, 2nd Coaches')
 Ashley Cooper, S (1st AP, Coaches', BN, FN)
 John Hilliard, DT (2nd Coaches')
 Wes Shivers, OG (2nd AP)
 Barrin Simpson, LB (1st AP, Coaches', BN, FN)
 Fred Smoot (1st AP, 2nd Coaches')
 Jeff Walker (2nd AP, Coaches')
 Scott Westerfield, PK (2nd AP, Coaches')
2000: Willie Blade, DT (2nd AP)
 Michael Fair, C (2nd AP, Coaches')
 Mario Haggan, LB (1st AP)
 Diconzo Miller, TB (2nd AP, Coaches')
 Pig Prather, DOG (1st AP, 2nd Coaches')
 Fred Smoot, CB (1st AP, Coaches')

Conner Stephens, DE (2nd AP)
 Scott Westerfield, PK (2nd AP)
 Pork Chop Womack, OT (1st AP, Coaches')
2001: Mario Haggan, LB (2nd AP)
 Josh Morgan, FS (1st FN, 2nd AP)
 Pig Prather, DOG (1st AP, 2nd Coaches')
2002: Jason Clark, DE (2nd AP)
 Brent Smith, PK (2nd AP)
2003: Justin Jenkins, WR (2nd AP, Coaches')
 Nick Turner, TB (2nd AP)
2004: Jared Cook, P (1st AP, Coaches')
 Willie Evans, DE (2nd AP)
 Ronald Fields, DT (1st AP)
 Jerious Norwood, TB (2nd AP, Coaches')
 David Stewart, OL (2nd AP)
2005: Jerious Norwood, TB (2nd AP, Coaches')
 Willie Evans, DE (1st AP, Coaches')
2006: Titus Brown, DE (2nd Coaches'), AP
 Quinton Culbertson, LB (1st AP, Coaches')
 Derek Pegues, DB (2nd Coaches')
 Deljuan Robinson, DT (2nd AP)
2007: Michael Brown, OL (2nd Coaches')
 Titus Brown, DE (2nd AP, Coaches')
 Jamar Chaney, LB (2nd Coaches')
 Derek Pegues, DB (1st AP, 2nd Coaches')
2008: Dominic Douglas, LB (2nd AP, 2nd Coaches')
 Derek Pegues (2nd Coaches')
2009: Anthony Dixon (1st AP, 1st Coaches')
Pernell McPhee (2nd AP, 2nd Coaches')
Derek Sherrod (2nd Coaches')

SEC COACH OF THE YEAR



- 1940: Allyn McKeen (Nashville Banner)
- 1957: Wade Walker (Nashville Banner)
- 1963: Paul Davis (AP)
- 1970: Charley Shira (AP)
- 2007: Sylvester Croom (AP, Coaches')

NASHVILLE BANNER SEC MVP

- 1940: Erwin "Buddy" Elrod, E
- 1944: Tom "Shorty" McWilliams, HB
- 1952: Jackie Parker, QB
- 1953: Jackie Parker, QB
- 1954: Art Davis, HB
- 1974: Rockey Felker, QB

BIRMINGHAM QB CLUB MVP

- 1953: Hal Easterwood, Lineman
Jackie Parker, Back
- 1955: Scott Suber, Lineman
- 1981: Johnie Cooks, Lineman
- 1998: James Johnson, Back

BIRMINGHAM TD CLUB SEC MVP

- 1981: Johnie Cooks, LB

JACOBS AWARD - SEC BLOCKER

- 1948: Truitt Smith
- 1954: Charles Evans
- 1981: Wayne Harris
- 1982: Wayne Harris

ATLANTA TOUCHDOWN CLUB AWARDS

- SEC BACK OF THE YEAR**
- 1953: Jackie Parker, QB
- SOUTHEAST AREA BACK**
- 1974: Rockey Felker, QB
- SOUTHEAST AREA LINEMAN**
- 1981: Johnie Cooks, DL
- SOUTHEAST AREA OL OF THE YEAR**
- 1994: Jesse James, OG
- SOUTHEAST AREA DB OF THE YEAR**
- 2000: Fred Smoot, CB

SEC ALL-FRESHMAN

- 1986: Jesse Anderson, LB
Asa Bennett, DB
Tommy Parks, P
- 1987: Tony Robertson, OL
Robert Young, DL
Eddie Myles, DB
- 1988: Kenny Stewart, OL
Mike Riley, P
Melvin Hawkins, LB
- 1989: John James, OL
Byron Jordan, OL
Kenny Roberts, RB
Tony James, KR
Rodney Stowers, DL
Marc Woodard, LB
- 1990: Shea Bell, OL
- 1991: Michael Davis, FB
- 1993: Kenny Causey, WR
Dwayne Curry, LB
- 1994: Conley Earls, LB
James Grier, DL
- 1996: Matt Wyatt, QB
Kendall Roberson, FS
- 1998: Dicenso Miller, TB
- 2000: Jason Clark, LB
- 2001: Ronald Fields, NT (KNS, Coaches')
Ray Ray Bivines, PR (KNS)
- 2002: Jerious Norwood, KR (KNS)
Darren Williams, DB (KNS)
- 2003: Quinton Culberson, DB (KNS, Coaches')
Donovan Davis, OL (KNS, Coaches')
- 2004: Eric Butler, TE (Coaches', TSN)
Corey Clark, DL (Coaches')
Titus Brown, LB (Coaches', TSN)
Demario Bobo, DB (Coaches')
Jonathan Lowe, RB (Coaches', TSN)
- 2005: Jamar Chaney, LB (Coaches')
Keith Fitzhugh, DB (TSN)
Anthony Littlejohn, LB (TSN, Coaches')
Blake McAdams, P (Coaches')
Derek Pegues, DB (Coaches')
Anthony Strauder, OL (TSN)
- 2006: Anthony Dixon, RB (Coaches')
Jamon Hughes, LB (Coaches')
Craig Jenkins, OL (Coaches')
- 2007: Wesley Carroll, QB (Coaches')
- 2008: **Quentin Saulsberry, OL (Coaches')**
Charles Mitchell, DB (Coaches')
- 2009: **Johnthan Banks, DB**
Corey Broomfield, DB
Chad Bumphis, WR
Fletcher Cox, DL

SEC PLAYER OF THE WEEK

- OFFENSE**
- 1986: Don Smith (9/6)
Don Smith (9/13)
- 1988: Tony Shell (10/15)
- 1989: Kenny Roberts (9/2)
- 1991: Sleepy Robinson (10/12)
Sleepy Robinson (11/23)
- 1994: Eric Moulds (11/5)
- 1998: James Johnson (11/16)
- 2000: Dicenso Miller (10/7)
- 2004: Jerious Norwood (9/4)
Jerious Norwood (10/23)
- 2005: Jerious Norwood (11/26)
- 2008: Anthony Dixon (11/24)
- 2009: Anthony Dixon (10/31)

DEFENSE

- 1985: Cedric Corse (9/13)
- 1987: Cedric Corse (11/21)
- 1988: James Williams (9/10)
- 1989: James Williams (11/25)
- 1990: Reggie Stewart (10/27)
Reggie Stewart (11/17)
- 1991: Daniel Boyd (9/7)
Daniel Boyd (10/26)
- 1992: Daniel Boyd (10/4)
Kelvin Knight (10/11)
- 1993: Juan Long (10/16)
- 1994: Dwayne Curry (9/24)
Johnnie Harris (11/26)
- 1996: Izell McGill (9/28)
Paul Lacoste (11/16)
Greg Favors (11/30)
- 1997: Greg Favors (8/30)
Anthony Derricks (11/1)
- 1998: Edward Smith (9/7)
Edward Smith (11/23)
- 1999: Ashley Cooper (9/27)
John Hilliard (10/11)
Ashley Cooper (11/8)
Barrin Simpson (11/29)
- 2000: Josh Morgan (9/16)
Willie Blade (9/30)
Eugene Clinton (11/2)
- 2001: Korey Banks (11/24)
- 2006: Quinton Culberson (11/4)
- 2007: Gabe O'Neal (9/8)
Derek Pegues (9/15)
Avery Hannibal (10/27)
Anthony Johnson (11/10)

SPECIAL TEAMS (SINCE 2003)

- 2003: Brent Smith (10/6)
Nick Turner (11/17)
- 2004: Jared Cook (10/23)
- 2006: Derek Pegues (10/14)
- 2007: Derek Pegues (11/23)

OFFENSIVE LINEMAN (SINCE 2004)

- 2004: David Stewart (10/30)
- 2008: **J.C. Brignone (10/27)**

DEFENSIVE LINEMAN (SINCE 2004)

- 2005: Willie Evans (9/17)
- 2008: Jessie Bowman (9/15)
- 2009: **Pernell McPhee (9/21)**
Pernell McPhee (11/28)

FRESHMAN (SINCE 2009)

- 2009: **Corey Broomfield (10/17)**
Johnthan Banks (10/24)



SEC GOOD WORKS TEAM

- 1994: Darrin Clark, QB
 1995: Brian Anderson, C
 1996: Paul Lacoste, LB
 1997: Eric Allen, C
 1998: Eric Allen, C
 1999: Kevin Sluder, DT
 2000: Scott Westerfield, PK
 2001: Kevin Sijansky, SN
 2002: Justin Griffith, FB
 2003: Justin Jenkins, WR
 2004: McKinley Scott, WR
 2005: Dezmond Sherrod, TE
 2006: Jason Husband, TE
 2007: Anthony Strauder, OL
 2008: Tim Bailey, DL
 2009: Tyson Lee, QB

COSIDA ACADEMIC ALL-AMERICANS

- 1953: Jackie Parker, QB
 1954: Hal Easterwood, C
 1956: Ron Bennett, DE
 1972: Frank Dowsing, B
 Ken Phares, QB
 1973: Jimmy Webb, DT
 1976: Will Coltharp, DE (1st Team)
 1989: Bo Russell, DB (1st Team)
 1992: Daniel Boyd, LB (2nd Team)
 2000: Scott Westerfield, PK (1st Team)

NATIONAL FOOTBALL FOUNDATION SCHOLAR-ATHLETE AWARDS

- 1972: Frank Dowsing, DB
 1989: Bo Russell, DB

CFA SCHOLAR-ATHLETE

- 1991: Daniel Boyd, LB
 1992: Daniel Boyd, LB

ACADEMIC ALL-SEC (SINCE 2004)

- 2004: Brian Anderson, OL (Physical Education)
 Keith Andrews, PK (Biological Sciences)
 James Cochran, OL (General Business)
 Jared Cook, P (Gen. Business Admin.)
 Russell Cook, SN (Banking & Finance)
 Britt Cross, SN (Biological Engineering)
 John Davis, OL (Biological Sciences)
 Ty Freeman, TE (Industrial Technology)
 Brad Horton, LB (Gen. Business Admin.)
 Joe Judge, QB (Industrial Technology)
 Kenny Kern, LB (Business Management)
 Chris McNeil, OL (Physical Education)
 Brett Morgan, QB (Physical Education)
 Will Prosser, WR (Physical Education)
 Carlton Rice, LB (Physical Education)
 McKinley Scott, WR (Gen. Business Admin.)
 Dezmond Sherrod, TE (Gen. Bus. Admin.)
 Kyle York, QB (Banking & Finance)
- 2005: Derek Ambrose (Physical Education)
 Brian Anderson (Physical Education)
 Keith Andrews (Biological Science)
 Russell Cook (Insurance)
 Britt Cross (Biological Engineering)
 Marcus Evans (Interdisciplinary Studies)
 Michael Henig (Gen. Business Admin.)
 Dio Herrera (Gen. Business Admin.)
 Jonathan Hill (Industrial Technology)
 Brad Horton (Gen. Business Admin.)
 Jeremy Jack (Agribusiness)
 Lance Long (Business Management)
 Chris McNeil (Physical Education)

- Brett Morgan (Physical Education)
 Will Prosser (Physical Education)
 Carlton Rice (Physical Education)
 Casey Rogers (Mathematics)
 Dezmond Sherrod (Insurance)
 Anthony Strauder (Physical Education)
 Leron Yarbrough (Social Work)
- 2006: Derek Ambrose (Physical Education)
 Keith Andrews (Biological Sciences)
 Anthony Bowles (Geosciences)
 Christopher Britt (Physical Education)
 Mark Brown (Accounting)
 Russell Cook (Gen. Business Administration)
 Ty Evans (General Business Administration)
 Patrick Franks (Political Science)
 David Heard (Biological Engineering)
 Brad Horton (Gen. Business Administration)
 Jarvis Kyles (Gen. Business Administration)
 Lance Long (Management)
 Blake McAdams (Physical Education)
 Carlton Rice (Physical Education)
 Casey Rogers (Mathematics)
 Ben Shelton (Real Estate & Mortgage)
 Dezmond Sherrod (Insurance)
 Anthony Strauder (Physical Education)
- 2007: **J.C. Brignone (Food Nutrition)**
 Charles Burns (Fitness Management)
Aaron Feld (Management of Construction & Land)
 Keon Humphries (Physical Education)
 Jason Husband (Masters of Business Admin.)
 Jarvis Kyles (General Business Administration)
 Lance Long (Management)
 Blake McAdams (Clinical Exercise Physiology)
Mark Melichar (Mgmt. of Construction & Land)
 Dezmond Sherrod (Masters of Business Admin.)
 Anthony Strauder (Fitness Management)
- 2008: Timothy Bailey (Sociology)
 Anthony Bowles (Geosciences)
 Mark Brown (Accounting)
 Adam Carlson (Business Administration)
 Wes Carroll (Risk Management and Insurance)
 Andrew Ellard (Physical Education)
Aaron Feld (Construction and Land Development)
Phillip Freeman (Physical Education)
 Michael Gates (Interdisciplinary Studies)
 Robert Gurley (Physical Education)
 Nelson Hurst (Physical Education)
Sam Latham (Biological Engineering)
Addison Lawrence (General Bus. Admin.)
 Tyson Lee (Secondary Education)
 Anthony Littlejohn (Sociology)
D.J. Looney (Management)
 Blake McAdams (Physical Education)
 Brandon McRae (Interdisciplinary Studies)
Mark Melichar (Construction and Land Development)
 Eric Richards (General Bus. Admin.)
Derek Sherrod (Risk Management and Insurance)
 Anthony Strauder (Physical Education)
 Marcus Washington (Marketing)
 Austin Wilbanks (Physical Education)
 Jarvis Williams (Industrial Technology)
 Lamarcus Williams (Management)
KJ Wright (Sociology)
 Taurus Young (Industrial Technology)

- 2009: **Sean Brauchle (Business Administration)**
J.C. Brignone (Physical Education)
 Jamar Chaney (Physical Education)
Kendrick Cook (Physical Education)
 Andrew Ellard (Physical Education)
Aaron Feld (Mgt. Const. and Land Dev.)
Phillip Freeman (Physical Education)
Heath Hutchins (Sociology)
Maurice Langston (Marketing)
Sam Latham (Bio Engineering)
Addison Lawrence (Business Administration)
Cameron Lawrence (Physical Education)
Mark Lynn (Electrical Engineering)
John McMillan (Mgt. Const. and Land Dev.)
 Brandon McRae (Interdisciplinary Studies)
Mark Melichar (Insurance/Risk Mgt.)
 Tyson Lee (Secondary Education)
Derek Sherrod (Insurance/Risk Mgt.)
Baker Sweedenburg (Business Information Systems)
Louis Watson (Physical Education)
Sam Watts (Physical Education)
Chris White (Physical Education)



ALL-TIME NFL ROSTER

ALL-TIME NFL ROSTER

ANDERSON, Jesse, TE
Tampa Bay (1990-91), Pittsburgh (1992), Green Bay (1993)

BAKER, Johnny, LB
Houston (1963-66), San Diego (1967)

BARNES, Ernie, DT
Baltimore (1983)

BEAN, Robert, DB
Cincinnati (2000-02), Jacksonville (2002)

BELL, Aubrey, WR
Houston (2009-)

BETHUNE, Bobby, DB
San Diego (1962)

BLACK, Blondy, HB
Buffalo [AAFC] (1946), Baltimore [AAFC] (1947)

BLACK, Stan, DB
San Francisco (1977)

BLACKMORE, Richard, CB
Philadelphia (1979-82), San Francisco (1983)

BLADE, Willie, DL
Dallas (2001, 2003, 2005), Houston (2002), Jacksonville (2004)

BLOUNT, Lamar, E
Miami [AAFC] (1946), Buffalo [AAFC] (1947), Baltimore [AAFC] (1947)

BOUIE, Kevin, RB
Philadelphia (1995), San Diego (1996)

BROWN, Eric, S
Denver (1998-01), Houston (2002-04)

BROWN, Jerome, DE
Cleveland (1993)

BROWN, Titus, DE
Cleveland (2009-)

BURRELL, Ode, RB
Houston (1964-69)

BUTLER, Eric, TE
St. Louis (2009-)

BYRDSONG, Shawn
Baltimore (2002), New Orleans (2003)

CANALE, Justin, G
Boston (1965-68), Cincinnati (1969)

CARROLL, Herman, DE
New Orleans (1994)

CLARK, Louis, WR
Seattle (1987-92), Green Bay (1993)

COLEMAN, Keo, LB
N.Y. (1992), Green Bay (1993)

COLLINS, Glen, DE
Cincinnati (1982-85), San Francisco (1987)

COOKS, Johnie, LB
Baltimore/Indianapolis (1982-88), N.Y. (1988-90), Cleveland (1991)

CORLEY, Elbert, C
Buffalo [AAFC] (1947), Baltimore [AAFC] (1948)

COSTICT, Ray, LB
New England (1977-80)

CULBERSON, Quinton
St. Louis (2007-2009), Carolina (2009-)

DANIEL, Willie, DB
Pittsburgh (1961-66), Los Angeles (1967-69)

DAVIS, Art, HB
Pittsburgh (1956)

DAVIS, Dorsett
Denver (2002-06)

DAVIS, Harper, HB
Los Angeles [AAFC] (1949), Chicago (1950), Green Bay (1951)

DAY, Terry, DE
N.Y. Jets (1997-98)

DIXON, Anthony, RB
San Francisco (2010-)

DOCKERY, Kevin, DB
N.Y. Giants (2006-2009), St. Louis (2009-)

DOUGLAS, Dominic, LB
St. Louis (2009)

EIDSON, Jim, OL
Dallas (1976)

ELEY, Clifton, TE
Minnesota (1987)

EVANS, Willie
Atlanta (2009-)

FAVORS, Greg, LB
Kansas City (1998), Tennessee (1999-01), Indianapolis/Buffalo (2002), Carolina/Jacksonville (2003), Jacksonville (2004-05)

FIELDS, Ronald, DT
San Francisco (2005-08), Denver (2009-)

FITZHUGH, Keith, DB
New York Jets (2009-)

FORTUNATO, Joe, FB
Chicago (1955-66)

FREEMAN, Steve, DB
Buffalo (1975-86), Minnesota (1987)

FRIDAY, Larry, S
Buffalo (1987)

GARRETT, Dub, T
Baltimore [AAFC] (1948-49), Chicago (1950)

GELATKA, Charles, E
N.Y. Giants (1937-40)

GILLARD, Larry, DE
N.Y. Giants (1978)

GOODE, Tom, C
Houston (1962-65), Miami (1966-69), Baltimore (1970)

GOOLSBY, Jim, C
Cleveland (1940)

GRANGER, Hoyle, FB
Houston (1966-70, 72), New Orleans (1971)

GRIER, James, DT
Buffalo (1998), New England (1999)

GRIFFITH, Justin, FB
Atlanta (2003-05); Okaland (2006-08), Seattle (2009), Houston (2010-)

HADDIX, Michael, RB
Philadelphia (1983-88), Green Bay (1989-90)

HAGGAN, Mario, LB
Buffalo (2003-2009), Denver (2009-)

HARMON, Clarence, RB
Washington (1977-82), New Jersey [USFL] (1984-85)

HARNESS, Jim, HB
Baltimore (1956)

HARRIS, Amos (Mike), G
Brooklyn [AAFC] (1947-48)

HARRIS, Johnnie, DB
Oakland (1999-01), N.Y. (2002-03)

HARRIS, Walt, CB
Chicago (1996-01), Indianapolis (2002-03), Washington (2004-05), San Francisco (2006-2010), Baltimore (2010-)

HARRIS, Willie, WR
Buffalo Bills (1993), Green Bay Packers (1993), Chicago Bears (1993)

HARRISON, Granville, E
N.Y. Giants (1941), Philadelphia (1941), Detroit (1942)

HAYES, Melvin, OT
N.Y. Jets (1995), Houston (1996)

HENRY, Kevin, DE
Pittsburgh (1993-00), Cincinnati (2001)

HICKS, Robert, OT
Buffalo (1998-00)

HILLIARD, John, DL
Seattle (2000-02)

HULL, Kent, C
Buffalo (1986-96)

HUNT, Purvis, OG
Houston (1995)

HUTSON, Brian, SS
New England (1990)

JACKSON, Gerald, DB
Kansas City (1979)

JACKSON, Kirby, DB
Los Angeles (1987), Buffalo (1987-93), Seattle (1993-94)

JAMES, Jesse, C
St. Louis (1995-96)

JEFFERSON, Billy, HB
Detroit (1941), Brooklyn (1942), Philadelphia (1942)

JENKINS, Justin, WR
Philadelphia (2004-05), Buffalo (2007-)

JOHNSON, Antonio, DL
Indianapolis (2008-)

JOHNSON, Dennis, FB
Buffalo (1978-79), N.Y. Giants (1980-81)

JOHNSON, James, RB
Miami (1999-01), Cleveland (2002)

JOHNSON, Kenneth, DB
Green Bay (1987-88)

JOHNSON, Kenny, DB
Atlanta (1980-86), Houston (1986-89)

JONES, James, HB
Dallas (1980-82, 1984-85)

KELLY, Reggie, TE
Atlanta (1999-02), Cincinnati (2003-)

KELLY, Tommy, DL
Oakland (2004-)

KEYS, Tyrone, DE
Chicago (1983-85), Tampa Bay (1986-87), San Diego (1988)

KOWALSKI, Andy, E
Brooklyn (1943-44), Boston (1945), Miami [AAFC] (1946)

LEASY, Wesley, LB
Arizona (1995-96)

LEE, Donald, TE
Miami (2003-04), Green Bay (2005-)

LEWIS, D.D., LB
Dallas (1968, 70-81)

LONG, Lance, WR
Arizona (2008-09), Kansas City (2009-)

LOVE, Kyle, DL
New England (2010)

MANLEY, Joseph, C
San Francisco (1953)

McCRARY, Fred, FB
Philadelphia (1995), New Orleans (1997), San Diego (1999-02), New England (2003), Atlanta (2004-05)

McDOLLE, Mardye, SE
Minnesota (1981-83)

McKINLEY, Alvin, DL
Carolina (2000), Cleveland (2001-06); Denver (2007-)

McKINLEY, Dennis, FB
Arizona (1999-02)

MCRAE, Brandon, WR
St. Louis (2010)

McWILLIAMS, Tom "Shorty", HB
Los Angeles [AAFC] (1949), Pittsburgh (1950)

MONROE, Henry, DB
Philadelphia (1979)

MOULDS, Eric, WR
Buffalo (1996-05), Houston (2006), Tennessee (2007)

NEVILLE, Tommy, T
New England (1965-77), Denver (1978), N.Y. Giants (1979)

NIX, Jack, HB
Cleveland (1940)

NORWOOD, Jerious, TB
Atlanta (2006-)

PACKER, Walter, RB-KR
Seattle (1977), Tampa Bay (1977)

PATRICK, Mike, P
New England (1975-78)

PEARSON, Aaron, LB
Kansas City (1986-88)

PHARR, Tommy, QB
Buffalo (1970)

PLUMMER, Bruce, DB
Denver (1987-88, 90), Miami (1988), Indianapolis (1989), San Diego (1990)

REED, Joe, QB
San Francisco (1972-74), Detroit (1975-79)

ROBINSON, Deljuan, DT
Houston (2007-)

SEARS, Corey, DT
Baltimore (1996), St. Louis (1998), Arizona (1999-00), Houston (2002-05)

SHIVERS, Wes, OL
Atlanta (2000-01)

SIDORIK, Alex, T
Boston (1947), Baltimore (1948-49)

SIMMONS, Michael, DT
New Orleans (1989-90)

SMITH, Brent, OT
Miami (1997-02), N.Y. Jets (2003-04), Jacksonville (2005)

SMITH, Don, QB
Tampa Bay (1988-89), Buffalo (1990)

SMITH, Truett, QB
Pittsburgh Steelers (1950-51)

SMOOT, Fred, CB
Washington (2001-04), Minnesota (2005-06), Washington (2007-)

STACY, Billy, QB
Chicago/St. Louis (1959-63)

STEWART, David, OT
Tennessee (2005-)

SUGGS, Walter, T
Houston (1962-71)

MEDIA INFORMATION

MISSISSIPPI STATE

2010 BULLDOGS

HISTORY

RECORDS

ALL-TIME NFL ROSTER



MEDIA INFORMATION

MISSISSIPPI STATE

2010 BULLDOGS

HISTORY

RECORDS

ALL-TIME NFL ROSTER

SWOOPES, Pat, DT
New Orleans (1987, 89), Kansas City (1991)

TAIT, Arthur, E
Dallas (1952)

THOMAS, Randy, OG
N.Y. Jets (1999-02), Washington (2003-)

THREADGILL, Bruce, S
San Francisco (1978)

TRIPSON, John, T
Detroit (1941)

TRUITT, Olanda, WR
L.A. Raiders (1993), Minnesota (1993), Washington (1994-95), Oakland (1996-97)

WATKINS, Kendall, TE
Dallas (1995-96)

WEBB, Jimmy, DT
San Francisco (1975-80), San Diego (1981)

WILLIAMS, Greg, DB
Washington (1982-85)

WILLIAMS, James, LB
New Orleans (1990-94), Jacksonville (1995), San Francisco (1997-98), Cleveland Browns (1999)

WOITT, John, DB
San Francisco (1968-69)

WOMACK, Pork Chop
Seattle (2001-09), Cleveland (2009-)

WONSLEY, George, HB
Indianapolis (1984-88), New England (1989)

WOODARD, Marc, LB
Pittsburgh (1993), Philadelphia (1993-96)

WYMS, Ellis
Tampa Bay (2001-05), Seattle (2006), Minnesota (2007)

YOUNG, Glen, SE
Philadelphia (1983), St. Louis (1984), Cleveland (1984-85, 87-88)

YOUNG, Robert, DT
Los Angeles/St. Louis (1991-95), Houston (1996)

Current NFL Bulldogs in BOLD

BULLDOGS IN THE NFL DRAFT

Year	Rd	Pick	Name, Pos.	Team
1937	10		Chuck Gelatka, E	New York Giants
1940	12		Jim Goolsby, C	Cleveland Rams
1941	6		John Tripson, T	Detroit Lions
	7		Buddy Elrod, E	Pittsburgh Steelers
	10		Harvey Johnson, B	Brooklyn Dodgers
	12		Billy Jefferson, B	Detroit Lions
	12		Arnie Moore, E	New York Giants
1943	2		Blondy Black, B	Brooklyn Dodgers
	22		Charles Yancey, B	Washington Redskins
1944	2		Lamar Blount, B	New York Giants
	4		Hillery Horne, T	Philadelphia Eagles
	14		Elbert Corley, C	New York Giants
	15		Billy Murphy, B	Brooklyn Dodgers (AAFC)
	17		Kermit Davis, E	Green Bay Packers
	19		Wally Matulich, B	Cleveland Rams
	21		Mike Mihalic, G	Brooklyn Dodgers (AAFC)
	22		Joe Warlick, B	Cleveland Rams
	26		Anse Howard, E	Green Bay Packers
	27		John Hughes, E	Cleveland Rams
	29		Marty Frohm, T	Brooklyn Dodgers (AAFC)
1945	12		Stan Rhoades, E	New York Giants
1946	9		Mike Harris, G	New York Giants
	10		Bill Hildebrand, E	Green Bay Packers
	21		Charley Cadenhead, C	Washington Redskins
1947	6		Elbert Corley, C	Buffalo Bills
	11		Al Sidorik, T	Boston Patriots
1948	2		Dub Garrett, T	Chicago Bears
	2		Dub Garrett, T	Baltimore Colts (AAFC)
	16	102	Wally Matulich, B	San Francisco 49ers (AAFC)
	30		Truett Smith, B	Chicago Bears
1949	2		Harper Davis, B	Pittsburgh Steelers
	14		Murry Alexander, E	Brooklyn Dodgers (AAFC)
	23		R.B. Patterson, G	Detroit Lions
1950	1		Harper Davis, B	Chicago Bears
	7		Truett Smith, B	Pittsburgh Steelers
	17		Jerry Taylor, C	Philadelphia Eagles
	26		Jim Pittman, B	Chicago Cardinals
1951	22		Jack Rucker, B	Philadelphia Eagles
	24		Tony Kotowski, E	Philadelphia Eagles
	26		Billy Stewart, B	Philadelphia Eagles
1952	7		Joe Fortunato, B	Chicago Bears

7 John Pace, T Cleveland Browns

12 Jack Blount, T Philadelphia Eagles

18 Bill Pyron, T Chicago Cardinals

1953 16 Ken DeLoe, T Los Angeles Rams

27 Jackie Parker, B Detroit Lions

28 Joe Cimini, T Pittsburgh Steelers

1954 12 Hal Easterwood, C San Francisco 49ers

24 Jim Barron, T Pittsburgh Steelers

1956 1 Art Davis, B Pittsburgh Steelers

21 Jim Harness, HB Baltimore Colts

1958 29 Ken Irby, T Chicago Cardinals

1959 1 Billy Stacy, B Chicago Cardinals

15 Jim Poteete, C Philadelphia Eagles

1961 2 Tom Goode, C Houston Oilers (AFL)

3 Walter Suggs, T Houston Oilers (AFL)

9 Bobby Bethune, B Chicago Bears

12 Floyd Powers, G Buffalo Bills (AFL)

17 Tom Goode, LB Detroit Lions

1962 15 Ray Osborne, T San Francisco 49ers

18 Charles Furlow, QB Los Angeles Rams

19 Lee Welch, HB Dallas Texans

1963 3 Johnny Baker, LB Los Angeles Rams

7 Johnny Baker, E Houston Oilers (AFL)

18 Bobby Garvin, T Cleveland Browns

1964 3 Ode Burrell, HB Green Bay Packers

4 Ode Burrell, HB Houston Oilers (AFL)

12 Howard Benton, T San Francisco 49ers

20 Bob Dugan, T Buffalo Bills (AFL)

1965 6 Justin Canale, G Boston Patriots (AFL)

7 Tom Neville, T Boston Patriots (AFL)

7 Bill Moore, HB Kansas City Chiefs (AFL)

9 Tom Neville, T Pittsburgh Steelers

12 Justin Canale, G Cleveland Browns

1966 3 Dan Bland, HB San Francisco 49ers

4 Hoyle Granger, FB Baltimore Colts

5 Hoyle Granger, FB Houston Oilers (AFL)

5 Grady Bolton, DT Miami Dolphins (AFL)

8 Dan Bland, HB Houston Oilers (AFL)

15 Grady Bolton, T Green Bay Packers

1967 9 236 Harland Reed, TE Green Bay Packers

15 388 Tom Foliard, LB Boston Patriots

16 394 Marcus Rhoden, FL New Orleans Saints

1968 6 159 D.D. Lewis, LB Dallas Cowboys

13 340 George Barron, T Philadelphia Eagles

1970 13 320 Jack Thomas, B St. Louis Cardinals

1971 11 283 Joe Reed, QB San Francisco 49ers

13 325 Sammy Milner, WR San Diego Chargers

16 404 David Smith, WR Cleveland Browns

1973 2 50 Ken Phares, DB Pittsburgh Steelers

16 391 Frank Dowsing, DB Philadelphia Eagles

1974 6 137 Wayne Jones, RB New York Jets

11 267 Bill Buckley, WR New York Jets

14 343 Greg Fountain, G New York Jets

1975 1 10 Jimmy Webb, DT San Francisco 49ers

5 117 Steve Freeman, DB New England Patriots

10 245 Rocky Felker, QB Cincinnati Bengals

1976 2 55 Jim Eidson, G Dallas Cowboys

7 207 Larry Buie, DB Los Angeles Rams

11 302 Chuck Brislin, T Atlanta Falcons

1977 4 100 Stan Black, DB San Francisco 49ers

8 203 Walter Packer, WR Atlanta Falcons

10 262 Harvey Hull, LB Houston Oilers

11 303 Ray Costick, LB New England Patriots

1978 3 59 Dennis Johnson, RB Buffalo Bills

5 133 Bruce Threadgill, DB San Francisco 49ers

11 290 Larry Gillard, DT Cleveland Browns

1979 7 180 Henry Monroe, DB Green Bay Packers

10 253 Dave Marler, QB Buffalo Bills

10 260 Gerald Jackson, S Kansas City Chiefs

1980 3 80 James Jones, RB Dallas Cowboys

5 137 Kenny Johnson, DB Atlanta Falcons

1981 2 39 Mardy McDole, WR Minnesota Vikings

5 113 Tyrone Keys, DE New York Jets

11 294 Willie Jackson, DB Detroit Lions

11 296 Larry Friday, DB Cleveland Browns

1982 1 2 Johnnie Cooks, LB Baltimore Colts

1 26 Glen Collins, DE Cincinnati Bengals

10 262 Curtis Stowers, LB Atlanta Falcons

1983 1 8 Michael Haddix, RB Philadelphia Eagles

3 62 Glen Young, WR Philadelphia Eagles

1984 4 103 George Wonsley, RB Indianapolis Colts

1986 11 284 Pat Swoopes, NT New Orleans Saints

11 285 Aaron Pearson, LB Kansas City Chiefs

1987 2 51 Don Smith, RB Tampa Bay Buccaneers

5 129 Kirby Jackson, CB New York Jets

9 250 Bruce Plummer, CB Denver Broncos

10 270 Louis Clark, WR Seattle Seahawks

1988 7 192 Garry Frank, G Denver Broncos

1989 8 213 Fred Hadley, WR New Orleans Saints

10 264 Anthony Butts, DT Denver Broncos

1990 4 87 Jesse Anderson, TE Tampa Bay Buccaneers

6 158 James Williams, LB New Orleans Saints

1991 5 116 Robert Young, DT Los Angeles Rams

9 250 Jerry Bouldin, WR New York Giants

1992 4 96 Keo Coleman, LB New York Jets

8 215 Nate Williams, DT Pittsburgh Steelers

1993 4 108 Kevin Henry, DE Pittsburgh Steelers

5 125 Olanda Truitt, WR Los Angeles Raiders

5 140 Marc Woodard, LB Pittsburgh Steelers

7 195 Willie Harris, WR Buffalo Bills

1994 5 142 Herman Carroll, DE New Orleans Saints

1995 2 59 Kendall Watkins, TE Dallas Cowboys

2 62 Jesse James, OG St. Louis Rams

4 106 Melvin Hayes, OT New York Jets

6 208 Fred McCrary, FB Philadelphia Eagles

7 210 Kevin Bouie, RB Philadelphia Eagles

7 224 Wesley Leasy, LB Arizona Cardinals

1996 1 13 Walt Harris, DB Chicago Bears

1 24 Eric Moulds, WR Buffalo Bills

1997 3 96 Brent Smith, OT Miami Dolphins

4 102 Terry Day, DT New York Jets

1998 2 61 Eric Brown, DB Denver Broncos

3 68 Robert Hicks, OT Buffalo Bills

4 120 Greg Favors, LB Kansas City Chiefs

1999 2 39 James Johnson, RB Miami Dolphins

2 42 Reggie Kelly, TE Atlanta Falcons

2 57 Randy Thomas, OG New York Jets

6 206 Dennis McKinley, FB Arizona Cardinals

2000 4 120 Alvin McKinley, DL Carolina Panthers

5 133 Robert Bean, DB Cincinnati Bengals

6 190 John Hilliard, DL Seattle Seahawks

7 237 Wes Shivers, OL Tennessee Titans

2001 2 45 Fred Smoot, CB Washington Redskins

3 93 Willie Blade, DT Dallas Cowboys

4 128 Pork Chop Womack, OL Seattle Seahawks

6 183 Ellis Wyms, DL Tampa Bay Buccaneers

2002 3 96 Dorsett Davis, DL Denver Broncos

2003 4 121 Justin Griffith, FB Atlanta Falcons

5 156 Donald Lee, TE Miami Dolphins

7 228 Mario Haggan, LB Buffalo Bills

2005 4 113 David Stewart, OL Tennessee Titans

5 137 Ronald Fields, DL San Francisco 49ers

2006 3 79 Jerious Norwood, RB Atlanta Falcons

2007 5 152 Antonio Johnson, DL Tennessee Titans

2009 6 173 Anthony Dixon, RB San Francisco 49ers

7 220 Jamar Chaney, LB Philadelphia Eagles

MSU DRAFT RECORDS

(SINCE AFL-NFL MERGER IN 1967)

Most players drafted in a season: 6 (1995)

Most players drafted by same team: 3 by New York Jets (1974)

Most first-round picks: 2 (1982, 1996)

Most picks in first 2 rounds: 3 (1999)

Most picks in first 3 rounds: 3 (1999)

Most picks in first 4 rounds: 3 (1995, 1998, 1999, 2000, 2001)

Most picks in first 5 rounds: 3 (1993, 1995, 1998, 1999, 2001)

Most picks in first 100 players: 2 (eight times)

SUPPLEMENTAL/EXPANSION DRAFTS

Year	Rd	Pick	Name, Pos.	Team
1966			Tom Goode, C	Miami Dolphins
1984	1	26	Danny Knight, WR	Miami Dolphins
1986	3	77	John Bond, QB	Cleveland Browns
1995			James Williams, LB	Jacksonville Jaguars



TEAM SEASON RECORDS

TEAM RECORDS

INTERCEPTIONS	SACKS
1. 22 (1994)	1. 39 (1996)
2. 19 (1970)	2. 38 (1991)
19 (2000)	3. 36 (1998)
4. 18 (1967)	4. 34 (1999)
18 (1977)	5. 33 (1989)
18 (1992)	6. 32 (1985)
18 (2007)	7. 31 (2000)
7. 17 (1963)	8. 30 (2005)
17 (1972)	9. 27 (1997)
17 (2009)	10. 25 (1993)
9. 16 (1998)	
10. 15 (1993)	
15 (1999)	

MOST SACKS

Season: 39 (1996)

MOST PLAYS AGAINST

Season: 898 (2003)

FEWEST PLAYS AGAINST

Season: 431 (1936)

Season (Since 1950): 504 (1958)

MOST NET YARDS ALLOWED

Season: 5682 (2003)

FEWEST NET YARDS ALLOWED

Season: 1010 (1936)

Season (Since 1950): 2070 (1963)

LOWEST YARDS-PER-PLAY ALLOWED

Season: 2.34 (1936) [431 for 1010 yards]

Season (Since 1950): 3.34 (1999) [734 for 2448 yds]

LOWEST YARDS-PER-GAME ALLOWED

Season: 101.0 (1936) [1010 in 10 games]

Season (Since 1950): 207.0 (1963) [2070 in 10 gms]

MOST TDS ALLOWED

Season: 61 (2003)

FEWEST TOUCHDOWNS ALLOWED

Season: 4 (1936)

Season (Since 1950): 9 (1963)

RUSHING DEFENSE

MOST ATTEMPTS AGAINST

Season: 608 (1977)

FEWEST ATTEMPTS AGAINST

Season: 328 (1936)

Season (Since 1950): 373 (1958)

MOST NET YARDS ALLOWED

Season: 2853 (1986)

FEWEST NET YARDS ALLOWED

Season: 505 (1940)

Season (Since 1950): 736 (1999)

LOWEST YARDS-PER-RUSH ALLOWED

Season: 1.44 (1940) [350 for 505 yards]

Season (Since 1950): 1.83 (1999) [403 for 736 yards]

LOWEST YARDS-PER-GAME ALLOWED

Season: 50.5 (1940) [505 in 10 games]

Season (Since 1950): 66.9 (1999) [736 in 11 games]

FEWEST TOUCHDOWNS ALLOWED

Season (Modern Era): 2 (1936)

Season (Since 1950): 4 (1963)

PASSING DEFENSE

MOST INTERCEPTIONS

Season: 22 (1994)

MOST ATTEMPTS AGAINST

Season: 426 (2000)

FEWEST ATTEMPTS AGAINST

Season: 102 (1950)

MOST COMPLETIONS ALLOWED

Season: 232 (2003)

FEWEST COMPLETIONS ALLOWED

Season: 40 (1936)

Season (Since 1950): 50 (1956 & 1953)

MOST NET YARDS ALLOWED

Season: 3,399 (2003)

FEWEST NET YARDS ALLOWED

Season: 325 (1936)

Season (Since 1950): 635 (1957)

LOWEST YDS-PER-GAME ALLOWED

Season: 32.5 (1936) [325 in 10 games]

Season (Since 1950): 63.9 (1953) [639 in 10 games]

FEWEST TOUCHDOWNS ALLOWED

Season (Modern Era): 2 (1960, 1953 & 1936)

SCORING DEFENSE

MOST POINTS ALLOWED

Season: 471 (2003)

FEWEST POINTS ALLOWED

Season: 6 (1903)

Season (Modern Era): 25 (1936)

Season (Since 1950): 82 (1963)

HIGHEST POINTS-PER-GAME ALLOWED

Season: 39.25 (2003) [471 in 12 games]

LOWEST POINTS-PER-GAME ALLOWED

Season: 2.5 (1936) [25 in 10 games]

Season (Since 1950): 8.2 (1963) [82 in 10 games]

MOST TOUCHDOWNS ALLOWED

Season: 63 (2003)

FEWEST TOUCHDOWNS ALLOWED

Season: 4 (1936)

Season (Since 1950): 9 (1963)

MOST SHUTOUTS BY

Season: 7 (1913 & 1936)

Season (Since 1950): 3 (1950 & 1963)

FIRST DOWNS

MOST FIRST DOWNS ALLOWED

Season: 290 (2003)

FEWEST FIRST DOWNS ALLOWED

Season: 51 (1936)

Season (Since 1950): 101 (1957)

FUMBLES

MOST FUMBLES CAUSED

Season: 45 (1976)

MOST FUMBLES RECOVERED

Season: 29 (1953)

TURNOVERS

MOST TURNOVERS CAUSED

Season: 43 (1970)

PASSING RECORDS

MOST ATTEMPTS

Season: 442 (2002)

FEWEST ATTEMPTS

Season (Modern Era): 73 (1957)

MOST COMPLETIONS

Season: 226 (2002)

FEWEST COMPLETIONS

Season (Modern Era): 26 (1957)

HIGHEST COMPLETION PERCENTAGE

Season (Min. 75 att.): .575 (2009) [153 of 266]

Season (Min. 100 att.): .575 (2009) [153 of 266]

MOST NET YARDS GAINED

Season: 2637 (1978)

FEWEST NET YARDS GAINED

Season (Modern Era): 502 (1963)

HIGHEST YARDS-PER-GAME AVERAGE

Season: 239.7 (1978) [2637 in 11 games]

MOST TOUCHDOWNS THROWN

Season: 17 (1994)

MOST INTERCEPTIONS THROWN

Season: 25 (1949, 2003)

Season (Since 1950): 25 (2003)

MEDIA INFORMATION

MISSISSIPPI STATE

2010 BULLDOGS

HISTORY

RECORDS

TEAM SEASON RECORDS



MEDIA INFORMATION

MISSISSIPPI STATE

2010 BULLDOGS

HISTORY

RECORDS

YARDAGE

Rank	Yardage	Year
1.	2637	1978
2.	2611	2002
3.	2433	1999
4.	2424	2003
5.	2422	1985
6.	2364	2001
7.	2306	1995
8.	2300	2006
9.	2279	1988
10.	2149	1969

YARDS PER GAME

Rank	Yardage	Year
1.	239.7	1978
2.	221.2	1999
3.	220.2	1985
4.	217.6	2002
5.	214.9	1969
	214.9	2001
7.	209.6	1995
8.	207.2	1988
9.	204.7	1968
10.	202.0	2003

COMPLETION PERCENTAGE

Rank	Percentage	Year
1.	.575	2009
2.	.571	1953
3.	.569	1978
4.	.558	1960
5.	.556	1991
6.	.553	2000
7.	.545	2008
8.	.544	1968
9.	.537	1969
10.	.535	1995

ATTEMPTS

Rank	Attempts	Year
1.	442	2002
2.	406	1988
3.	395	2003
4.	385	2008
5.	372	2007
6.	360	2006
7.	355	2001
8.	352	1969
9.	351	1999
10.	342	1968

COMPLETIONS

Rank	Completions	Year
1.	226	2002
2.	210	2008
3.	207	2003
4.	189	1969
5.	188	2007
6.	187	2001
7.	186	1968
	186	1988
9.	184	1999
10.	177	1978

TOUCHDOWNS

Rank	Touchdowns	Year
1.	17	1994
2.	16	1969
	16	1985
	16	1995
5.	15	1988
	15	2003
7.	14	1978
	14	1990
	14	1993
10.	13	2001
	13	2002

PUNTING RECORDS

MOST PUNTS

Season: 96 (1967)

FEWEST PUNTS

Season: 41 (1955)

HIGHEST YARDS-PER-PUNT AVERAGE

Season: 43.6 (1973) [61 for 2660 yards]

TOTAL PUNTS

Rank	Punts	Year
1.	96	1967
2.	82	2008
3.	80	1971
	80	2007
5.	75	1989
6.	71	1966
	71	2005
8.	68	1969
	68	2006
10.	65	1981

PUNTING AVERAGE

Rank	Average	Year
1.	43.6	1973
2.	43.1	1996
3.	43.0	1997
4.	42.8	1992
5.	42.0	1993
6.	41.5	1982
7.	41.4	2004
	41.4	1983
9.	41.3	2002
	41.3	2003

PUNT RETURNS

MOST PUNT RETURNS

Season: 70 (1936)

Season (Since 1950): 47 (1956)

MOST NET YARDS GAINED

Season: 778 (1936)

Season (Since 1950): 521 (1971)

MOST TOUCHDOWNS

Season: 3 (1965, 1971, 1981 & 1998)

KICKOFF RETURNS

MOST KICKOFF RETURNS

Season: 61 (2009)

MOST NET YARDS GAINED

Season: 1514 (2009)

MOST TOUCHDOWNS

Season: 2 (1910)

Season (Modern Era): 1, Many times (Last: 2003)

RUSHING

MOST ATTEMPTS

Season: 651 (1980)

FEWEST ATTEMPTS

Season (Modern Era): 341 (1962)

MOST NET YARDS GAINED

Season: 3135 (1980)

FEWEST NET YARDS GAINED

Season (Modern Era): 716 (1969)

HIGHEST YARDS-PER-RUSH AVERAGE

Season: 5.13 (1982) [565 for 2899 yards]

HIGHEST YARDS-PER-GAME AVERAGE

Season: 285.0 (1980) [3135 in 11 games]

MOST TOUCHDOWNS

Season: 31 (1974)

ATTEMPTS

Rank	Rushes	Year
1.	651	1980
2.	648	1981
3.	644	1976
4.	608	1974
5.	594	1975

YARDS

Rank	Yards	Year
1.	3135	1980
2.	2971	1976
3.	2907	1979
4.	2899	1982
5.	2753	1974

YARDS PER GAME

Rank	Average	Year
1.	285.0	1980
2.	270.1	1976
3.	264.3	1979
4.	263.5	1982
5.	253.5	1945

TOUCHDOWNS

Rank	Touchdowns	Year
1.	31	1974
2.	28	1980
3.	27	2000
4.	26	1976
5.	24	1991



TEAM SEASON RECORDS

SCORING

MOST POINTS SCORED

Season: 349 (1994)

HIGHEST POINTS-PER-GAME AVERAGE

Season: 36.1 (1914) [289 in 8 games]

Season (Modern Era): 31.7 (1994) [349 in 11 games]

FEWEST POINTS SCORED

Season: 0 (1896 & 1895)

Season (Modern Era): 38 (1949)

Season (Since 1950): 49 (1967)

MOST TOUCHDOWNS SCORED

Season: 45 (1994)

MOST TWO-POINT PATS MADE

Season: 8 (1958)

MOST TWO-POINT PATS ATTEMPTED

Season: 13 (1958)

MOST FIELD GOALS MADE

Season: 18 (1999)

MOST FIELD GOALS ATTEMPTED

Season: 27 (1992)

MOST PAT KICKS MADE

Season: 37 (2000)

MOST PAT KICKS ATTEMPTED

Season: 39 (2000)

TOTAL OFFENSE

MOST PLAYS

Season: 863 (2002)

FEWEST PLAYS

Season (Modern Era): 502 (1962)

MOST NET YARDS GAINED

Season: 4642 (1982)

FEWEST NET YARDS GAINED

Season (Modern Era): 1638 (1967)

HIGHEST YARDS-PER-PLAY AVERAGE

Season: 6.0 (1982) [771 for 4642 yards]

HIGHEST YARDS-PER-GAME AVERAGE

Season: 422.0 (1982) [4642 in 11 games]

MOST TOUCHDOWNS (RUSH & PASS)

Season: 40 (1974)

TOTAL PLAYS

Rank	Plays	Year
1.	880	2007
2.	863	2002
3.	821	2009
4.	817	1980
5.	809	1981
6.	807	1970
7.	795	1974
8.	787	1985
9.	783	1987
10.	782	2008

TOTAL OFFENSIVE YARDS

Rank	Yards	Year
1.	4642	1982
2.	4463	2009
3.	4250	2000
4.	4189	1980
5.	4150	1985
6.	4133	1994
7.	4120	1978
8.	4100	1991
9.	4065	1974
10.	4042	2002

PER GAME OFFENSE

Rank	Average	Year
1.	422.0	1982
2.	386.4	2000
3.	380.8	1980
4.	377.3	1985
5.	375.7	1994
6.	374.5	1978
7.	372.7	1991
8.	371.9	2009
9.	369.5	1974
10.	357.5	1993

TOTAL FIRST DOWNS

Rank	First Downs	Year
1.	233	1982
2.	229	2009
3.	220	1974
4.	218	1980
5.	216	2002
	216	2007
7.	213	1991
8.	210	1994
9.	207	1985
10.	204	1983

TEAM GAME RECORDS



MEDIA INFORMATION

MISSISSIPPI STATE

2010 BULLDOGS

HISTORY

RECORDS

TEAM DEFENSIVE RECORDS

MOST SACKS

Game: 9, vs. Tulane (11-11-1989); vs. Mississippi (11-30-1996)

MOST PLAYS AGAINST

Game: 97, vs. Auburn (11-5-1949)

FEWEST PLAYS AGAINST

Game: 35, vs. Howard (9-21-1963)

MOST NET YARDS ALLOWED

Game: 736, vs. Houston (10-4-1969)

FEWEST NET YARDS ALLOWED

Game: 26, vs. Howard College (9-21-1963)

LOWEST YARDS-PER-PLAY ALLOWED

Game: 1.35, vs. Howard (9-21-1963) [26 for 35 yards]

MOST TDS ALLOWED

Game: 10, vs. Houston (10-4-1969)

RUSHING

MOST ATTEMPTS AGAINST

Game: 84, vs. Houston (10-4-1969)

FEWEST ATTEMPTS AGAINST

Game: 17, vs. Kentucky (11-3-2001); vs. Tulane (9-8-2007)

MOST NET YARDS ALLOWED

Game: 549, vs. Houston (10-4-1969)

FEWEST NET YARDS ALLOWED

Game: -78, vs. Florida (9-30-2000)

PASSING

MOST INTERCEPTIONS

Game: 6, vs. Arkansas (9-30-1939);
vs. Troy State (10-12-2002)

MOST ATTEMPTS AGAINST

Game: 62, vs. Kentucky (9-6-1997)

FEWEST ATTEMPTS AGAINST

Game: 1, vs. Union (9-26-1942)

MOST COMPLETIONS ALLOWED

Game: 40, vs. South Carolina (10-14-1995); vs. Kentucky (9-6-1997)

FEWEST COMPLETIONS ALLOWED

Game: 0, Many times [Last: vs. Florida (9-27-1958)]

MOST NET YARDS ALLOWED

Game: 494, vs. Florida (9-30-2000)

FEWEST NET YARDS ALLOWED

Game: 0, Many times [Last: vs. Florida (9-27-1958)]

SCORING

MOST POINTS ALLOWED

Game: 74, vs. Houston (10-4-1969)

FEWEST POINTS ALLOWED

Game: 0, Many times [Last: vs. South Carolina (9-25-1999)]

MOST TOUCHDOWNS ALLOWED

Game: 10, vs. Houston (10-4-1969)

FEWEST TOUCHDOWNS ALLOWED

Game: 0, Many times [Last: Vanderbilt (9-19-2009)]

SINGLE-GAME OPPONENT SCORING

Pts.	Opponent (MSU Score)	Site	Date
74	Houston (0)	Houston	10-4-1969
65	South Carolina (39)	Starkville	10-14-1995
61	Vanderbilt (0)	Columbus	10-1-1904
61	Louisiana State (6)	Away	11-15-1969
59	Alabama (0)	B'ham	11-30-1922
59	Tulane (7)	Away	10-31-1931
59	Tennessee (21)	Away	11-15-2003
58	Alabama (14)	Away	11-4-1972
56	Auburn (0)	B'ham	11-7-1970
55	N.O. Athletic Club (0)	Away	11-21-1896
55	Alabama (13)	Away	12-1-1945
55	Louisiana State (0)	Away	11-18-1967
54	Texas (7)	Away	11-11-1921
54	Tulane (6)	Away	10-29-1949
53	Tulane (0)	Away	11-1-1930
53	Alabama (0)	Meridian	10-10-1931
53	Alabama (0)	M'gmry.	10-1-1932
53	Alabama (34)	Starkville	10-29-1988
52	Louisiana State (0)	Away	11-20-1896
52	Auburn (13)	Away	11-8-1969

FIRST DOWNS

MOST FIRST DOWNS ALLOWED

Game: 35, vs. LSU (11-15-1969)

FEWEST FIRST DOWNS ALLOWED

Game: 1, Many times [Last: vs. Howard (9-21-1963)]

FUMBLES

MOST FUMBLES CAUSED

Game: 11, vs. Kentucky (10-18-1952);
vs. Alabama (10-31-1981)

MOST FUMBLES RECOVERED

Game: 7, vs. Memphis St. (10-16-1976);
vs. Alabama (10-31-1981)

TURNOVERS

MOST TURNOVERS CAUSED

Game: 8, Many times [Last: vs. Florida (9-24-1977)]

TEAM PASSING RECORDS

MOST ATTEMPTS

Game: 53, vs. LSU (11-14-1970);
vs. Alabama (11-4-1978)

FEWEST ATTEMPTS

Game: 1, vs. San Francisco (12-5-1942);
vs. Tennessee (9-30-1950)

MOST COMPLETIONS

Game: 32, vs. Alabama (11-1-1969)

FEWEST COMPLETIONS

Game: 0, Many times [Last: vs. Georgia (9-23-1967)]

HIGHEST COMPLETION PERCENTAGE

Game (Min. 10 att.): .909 vs. Fla. (1962) [10 of 11]
Game (Min. 15 att.): .813 vs. Tuln. (1982) [13 of 16]
Game (Min. 25 att.): .744 vs. FSU (1968) [29 of 39]

MOST NET YARDS GAINED

Game: 466, vs. Tulane (10-22-1994)

FEWEST NET YARDS GAINED

Game: 0, Many times [Last: vs. Georgia (9-23-1967)]

MOST TOUCHDOWNS THROWN

Game: 5, vs. Murray (1946);
vs. FSU (1978); vs. UGA (1988)

MOST INTERCEPTIONS THROWN

Game: 8, vs. Alabama (10-10-1936)

Modern Game: 6, vs. Cincinnati (10-15-1949);
vs. Arkansas (11-22-2003); vs. LSU (8-30-2007)

SINGLE-GAME PASSING HIGHS

Yds.	Opponent	Site	Year	Stats
466	Tulane	Starkville	1994	21-of-30, 4TD
456	Alabama	Birmingham	1978	31-of-53, 1TD
421	Arkansas	Little Rock	2007	29-of-51, 4TD
405	Florida	Gainesville	1993	24-of-44, 2TD
384	Kentucky	Starkville	2006	22-of-41, 3TD
379	Georgia	Starkville	1988	25-of-45, 5TD
378	FSU	Starkville	1978	19-of-34, 5TD
372	J'ville St.	Starkville	2002	17-of-29, 3TD
370	Memphis	Starkville	1993	23-of-43, 3TD
363	Ole Miss	Jackson	1978	25-of-46, 1TD
360	Houston	Houston	2003	24-of-42, 3TD
346	BYU	Starkville	2001	20-of-28, 3TD
340	Ole Miss	Oxford	2002	23-of-42, 1TD
335	Alabama	Starkville	1988	21-of-44, 4TD
320	Auburn	Auburn	1999	25-of-49, 2TD
312	USM	Jackson	1988	22-of-45, 3TD
311	USM	Jackson	1985	15-of-36, 3TD
311	Tennessee	Knoxville	1995	25-of-45, 2TD
310	Vanderbilt	Nashville	1999	15-of-26, 2TD
309	Kentucky	Lexington	1990	16-of-30, 2TD
305	Auburn	Starkville	1978	27-of-44, 0TD

TEAM PUNTING RECORDS

MOST PUNTS

Game: 20, vs. Texas Christian (10-24-1936)

FEWEST PUNTS

Game: 0, vs. Murray (1946); vs. Arkansas St. (1961); vs. Arkansas St. (1992); vs. ETSU (1998); vs. Georgia Tech (2009)

HIGHEST YARDS-PER-PUNT AVERAGE

Game (Min. 5 punts):
51.4, vs. Kentucky (1996) [5 for 257 yards]
Game (Min. 10 punts):
47.5, vs. South Carolina (1996) [10 for 475 yds]

PUNT RETURNS

MOST PUNT RETURNS

Game: 20, vs. Texas Christian (10-24-1936)

MOST NET YARDS GAINED

Game: 225, vs. Tennessee-Chattanooga (9-29-1946)

MOST TOUCHDOWNS

Game: 1, Many times [Last: Auburn (9-12-2009)]

KICKOFF RETURNS

MOST KICKOFF RETURNS

Game: 10, vs. Tulane (1949); vs. Houston (1969)

MOST NET YARDS GAINED

Game: 227, vs. Houston (10-4-1969)

MOST TOUCHDOWNS

Game: 1, Many times [Last: Memphis, 10-11-2003]



TEAM GAME RECORDS

TEAM RUSHING RECORDS

MOST ATTEMPTS

Game: 78, vs. Louisville (9-18-1976)

FEWEST ATTEMPTS

Game: 18, vs. Auburn (11-8-1969)

MOST NET YARDS GAINED

Game: 532, vs. Union (10-25-1941)

Modern Game: 490, vs. Colorado St. (10-10-1981)

FEWEST NET YARDS GAINED

Game: (-51), vs. Ole Miss (11-28-2008)

HIGHEST YARDS-PER-RUSH AVERAGE

Game: 8.9, vs. Union (1941) [60-532 yards]

Modern Game: 8.0, vs. North Texas (1954) [39-311]

MOST TOUCHDOWNS

Game: 12, vs. Cumberland (1914)

Modern Game: 8 vs. Arkansas St. (1950);
vs. Louisville (1974)

SINGLE-GAME RUSHING HIGHS

Yds.	Opponent	Site	Date	Carries
532	Union Univ.	Starkville	10-25-1941	60
490	Colorado St.	Ft. Collins	10-10-1981	74, 5 TD
464	Arkansas St.	Starkville	10-24-1992	73, 6 TD
449	Louisville	Starkville	9-18-1976	78, 3 TD
443	Marshall	Starkville	10-20-1979	63, 6 TD
427	Memphis St.	Starkville	10-11-1958	58, 4 TD
426	Kentucky	Starkville	10-12-1991	62, 3 TD
423	Vanderbilt	Starkville	9-19-1981	61, 3 TD
418	Memphis St.	Memphis	10-16-1976	70, 5 TD
415	Arkansas St.	Starkville	10-4-1952	58, 6 TD

SCORING RECORDS

MOST POINTS SCORED

Quarter: 40, vs. Howard College (11-18-1910) [3rd]

Modern Quarter: 28, vs. Millsaps (10-7-1944) [1st];
vs. Murray State (11-2-1946) [1st]

Quarter (Since 1950): 31, vs. NE La. (11-2-1996) [2nd]

Half: 49, vs. Murray State (11-2-1946) [half]

Half (Since 1950): 41, vs. FSU (10-14-1978) [2nd]

Game: 82, vs. Howard College (11-18-1910)

Modern Game: 69, vs. Murray State (11-2-1946)

Game (Since 1950): 67, vs. Arkansas State (9-23-50)

FEWEST POINTS SCORED

Game: 0, Many times [Last: vs. Ole Miss (11-28-08)]

MOST TOUCHDOWNS SCORED

Game: 14, vs. Howard College (11-18-1910)

Modern Game: 10 vs. Sewanee (10-31-1936); vs. Murray State (11-2-1946); vs. Arkansas St. (9-23-50)

MOST TWO-POINT PATS MADE

Game: 5, vs. Arkansas State (10-10-1959)

MOST TWO-POINT PATS ATTEMPTED

Game: 6 vs. Arkansas State (10-10-1959)

MOST FIELD GOALS MADE

Game: 5, vs. NC State (1995); vs. Arkansas (1998)

MOST FIELD GOALS ATTEMPTED

Game: 5, vs. Ole Miss (1977); vs. Kentucky (1985);
vs. Tulane (1987); vs. Florida (1992); vs. Auburn (1992); vs. Arkansas (1998)

MOST PAT KICKS MADE

Game: 12, vs. Howard College (11-18-1910)

Modern Game: 9, vs. Murray State (11-2-1946)

MOST PAT KICKS ATTEMPTED

Game: 14, vs. Howard College (11-18-1910)

Modern Game: 10, vs. Murray State (11-2-1946)

SINGLE-GAME SCORING HIGHS

Pts.	Opponent (Score)	Site	Date
82	Howard College (0)	Starkville	11-18-1910
80	Southwestern Bap. (0)	Starkville	10-19-1907
77	Cumberland (0)	Starkville	10-10-1914
75	Mercer (0)	Columbus	10-24-1907
69	Murray State (0)	Starkville	11-2-1946
68	Mississippi College (0)	Starkville	10-13-1917
68	Sewanee (0)	Jackson	10-31-1936
67	Arkansas State (0)	Starkville	9-23-1950
66	Howard College (0)	Starkville	10-4-1913
66	Mercer (0)	Starkville	11-7-1914
66	Tulane (22)	Starkville	10-22-1994
65	Mississippi (0)	Tupelo	11-6-1915
62	Marion [AL] Mil. Inst. (0)	Starkville	10-13-1906
62	B'ham-Southern(0)	Starkville	11-3-1911
61	Tulane (0)	Jackson	11-14-1914
61	Middle Tennessee (35)	Starkville	10-28-2000

LARGEST MARGINS OF VICTORY

HOME (AT SCOTT FIELD)

Margin	Score	Opponent	Date
+82	82-0	Howard College	11-18-1910
+80	80-0	Southwestern Baptist	10-19-1907
+77	77-0	Cumberland	10-10-1914
+69	69-0	Murray State	11-2-1946
+68	68-0	Mississippi College	10-13-1917
+67	67-0	Arkansas State	9-23-1950
+66	66-0	Howard College	10-4-1913
+66	66-0	Mercer	11-7-1914
+62	62-0	Marion [AL] Mil. Inst.	10-13-1906
+62	62-0	Birmingham-Southern	11-3-1911
+59	59-0	Tenn. Medical College	11-11-1904
+59	59-0	Northeast Louisiana	11-2-1996
+56	56-0	Millsaps College	10-7-1944

ROAD (AWAY FROM SCOTT FIELD)

Margin	Score	Opponent	Date
+75	75-0	*Mercer	10-24-1907
+68	68-0	*Sewanee	10-31-1936
+65	65-0	*Mississippi	11-6-1915
+61	61-0	*Tulane	11-14-1914
+43	43-0	Meridian Ath. Club	10-24-1903
+40	47-7	Kentucky	10-29-1994
+38	38-0	Marion [AL] Mil. Inst.	10-20-1905
+38	38-0	South Carolina	9-26-1998
+36	36-0	Houston	9-18-1965
+33	33-0	Chattanooga	10-14-1916
+33	33-0	Vanderbilt	10-17-1942

*neutral site contests

LARGEST MARGINS OF DEFEAT

Score	Opponent	Site	Date
-74	0-74	Houston	Houston 10-4-1969
-61	0-61	Vanderbilt	Columbus, Miss. 10-1-1904
-59	0-59	Alabama	Birmingham 11-30-1922
-56	0-56	Auburn	Birmingham 11-7-1970
-55	0-55	NOAC	New Orleans 11-21-1896
-55	0-55	LSU	Baton Rouge 11-18-1967
-55	6-61	LSU	Baton Rouge 11-15-1969
-53	0-53	Tulane	New Orleans 11-1-1930
-53	0-53	Alabama	Meridian, Miss. 10-10-1931
-53	0-53	Alabama	Montgomery 10-1-1932
-52	0-52	LSU	Baton Rouge 11-20-1896
-52	7-59	Tulane	New Orleans 10-31-1931
-52	0-52	Florida	Gainesville 9-29-2001
-51	0-51	LSU	Baton Rouge 9-25-2004
-50	0-50	LSU	Baton Rouge 11-7-1908

TOTAL OFFENSE RECORDS

MOST PLAYS

Game: 91, vs. Louisville (10-26-1974)

FEWEST PLAYS

Game: 38, vs. Georgia (10-17-1959)

MOST NET YARDS GAINED

Game: 596, vs. Florida State (10-14-1978)

FEWEST NET YARDS GAINED

Game: 37, vs. Mississippi (11-28-2009)

HIGHEST YARDS-PER-PLAY AVERAGE

Game: 9.7, vs. Tulane (10-22-1994) [57 for 554 yds]

SINGLE-GAME TOTAL OFF. HIGHS

No.	Opp. (Site)	Date
596	Florida St. (Starkville)	10-14-1978
593	Kentucky (Starkville)	10-12-1991
581	Louisville (Starkville)	10-26-1974
571	Ark. St. (Starkville)	9-11-1982
556	Tulane (New Orleans)	9-4-1982
554	Ark. St. (Starkville)	9-23-1950
554	Tulane (Starkville)	10-22-1994
553	NE La. (Starkville)	9-16-1972
549	Marshall (Starkville)	10-20-1979
548	NE La. (Starkville)	11-2-1996
547	Jack. St. (Starkville)	9-14-2002
539	Ark. St. (Starkville)	10-24-1992
538	Alabama (Starkville)	11-11-2000
532	Tulane (Starkville)	9-14-1991
530	Murray St. (Starkville)	11-2-1946
530	Middle Tenn. (Starkville)	10-28-2000

MEDIA INFORMATION

MISSISSIPPI STATE

2010 BULLDOGS

HISTORY

RECORDS

TEAM GAME RECORDS



MEDIA INFORMATION

COMEBACKS AND LAST-MINUTE HEROICS (SINCE 1970)

LARGEST FOURTH-QUARTER COMEBACKS

Pts.	Opponent	Date	**Time	Time Final		Final
			Remaining	Score	Lead Taken	Score
14	Ole Miss	11/23/2007	7:51	0-14	0:12	17-14
14	Memphis State	10/5/1985	9:12	14-28	0:00	31-28
14	Ole Miss	11/25/1999	12:49	6-20	0:04	23-20
13	at Auburn	10/9/1999	2:28	3-16	0:19	18-16
12	at Kentucky	10/31/1992	5:55	21-33	0:37	37-36
9	at Tennessee	9/23/1986	7:32	14-23	4:40	27-23
7	Arkansas State	9/7/1985	3:41	7-14	2:28	22-14
7	Tulane	10/19/1985	11:56	20-27	0:02	31-27
7	Tennessee	9/24/1994	9:32	14-21	0:36	24-21
7	Memphis	8/30/1997	9:53	3-10	0:00	13-10
7	Central Florida	10/25/1997	6:38	21-28	5:13	35-28
7	Kentucky	11/3/2001	13:09	7-14	7:31	17-14

LARGEST DEFICIT OVERCOME TO WIN A GAME

Pts.	Opponent	Date	**Time	Time Final		Final
			Remaining	Score	Lead Taken	Score
16	at Auburn	10/9/1999	0:56 (3)	0-16	0:19	18-16
14	Arkansas	11/22/08	7:12 (1)	0-14	5:59 (2)	31-28
14	Ole Miss	11/23/2007	7:51 (4)	0-14	0:12	17-14
\$ 14	Ole Miss	11/19/1977	5:22 (2)	0-14	12:05	18-14
14	Memphis State	10/5/1985	9:12 (4)	14-28	0:00	31-28
14	Tennessee	10/24/1994	12:17 (3)	7-21	0:36	24-21
14	Ole Miss	11/25/1999	12:49 (3)	6-20	0:04	23-20
14	Texas A&M	12/31/2000	9:22 (2)	0-14	OT	43-41
12	at Kentucky	10/31/1992	5:55 (4)	21-33	0:37	37-36
12	Kentucky	11/4/1999	13:21 (2)	7-19	0:05	23-22
11	Kentucky	10/28/1995	0:39 (2)	14-25	4:51	42-32
11	Kentucky	10/6/1997	9:59 (3)	10-21	1:10	35-27
10	Memphis	9/30/1997	4:54 (2)	0-10	0:00	13-10

MISSISSIPPI STATE

2010 BULLDOGS

HISTORY

RECORDS

COMEBACKS AND LAST-MINUTE HEROICS (SINCE 1970)

GAMES WON IN LAST POSSESSION

Date	Opponent	Score	#	Winning Play	Time
10/1/1977	at Kansas State \$	24-21	D. Johnson	24 pass from B. Threadgill	1:16
10/24/1981	at Auburn	21-17	D. Knight	18 pass from J. Bond	1:00
11/13/1982	Louisiana State	27-24	D. Moore	45 FG	0:23
11/17/1984	Louisiana State	16-14	A. Cosby	27 FG	1:15
10/5/1985	Memphis	31-28	A. Cosby	54 FG	0:00
10/9/1989	at Southern Miss	26-23	J. Logan	34 FG	0:04
10/31/1992	at Kentucky	37-36	W. Harris	5 pass from G. Plump (K. Roberts run)	0:37
9/30/1997	Memphis	13-10	B. Hazelwood	53 FG	0:00
11/21/1998	Arkansas	22-21	B. Hazelwood	27 FG	0:07
11/4/1999	Kentucky	23-22	S. Westerfield	45 FG	0:05
11/25/1999	Ole Miss	23-20	S. Westerfield	44 FG	0:04
12/31/2000	Texas A&M	43-41	W. Madkin	6 run	First Overtime
10/23/2004	Florida	38-31	J. Norwood	37 run	0:32
9/23/2006	UAB	16-10	O. Conner	21 run	First Overtime
11/23/2007	Ole Miss	17-14	A. Carlson	48 FG	0:12

OTHER GAMES WON IN THE LAST TWO MINUTES

Date	Opponent	Score	#	Winning Play	Time
10/26/1991	at Auburn	24-17	Kenny Roberts	61 run	1:49
9/24/1994	Tennessee	24-21	Kendell Watkins	2 pass from Derrick Taite	0:36
10/15/1994	at South Carolina	41-36	Chris Jones	26 pass from Derrick Taite	1:04
10/9/1999	at Auburn	18-16	Matt Butler	11 pass from Matt Wyatt	0:19
10/23/1999	Louisiana State	17-16	Rod Gibson	1 run	1:39
12/29/2007	vs. UCF	10-3	Anthony Dixon	1 run	1:54

** — time remaining when first points of comeback were registered

— conversion included where it provided the margin of victory

\$ — game later forfeited by the NCAA



TEAM GAME RECORDS

THE LAST TIME MSU...

RUSHING

Had 400+ yards rushing: vs. Arkansas State, 1992 (464)
 Had 300+ yards rushing: vs. Ole Miss, 2009 (317)
 Had 250+ yards rushing: vs. Ole Miss, 2009 (317)
 Had 200+ yards rushing: vs. Ole Miss, 2009 (317)
 Had 70+ rushing attempts: vs. Arkansas State, 1992 (73)
 Had 60+ rushing attempts: vs. Ole Miss, 1994 (62)
 Had 50+ rushing attempts: vs. Ole Miss, 2009 (59)
 Had seven+ rushing TDs: vs. Middle Tennessee, 2000 (7)
 Had six+ rushing TDs: vs. Middle Tennessee, 2000 (7)
 Had four+ rushing TDs: vs. Middle Tennessee, 2008 (4)
 Had three+ rushing TDs: vs. Arkansas, 2009 (3)
 Had two+ players with 100 yards rushing in a game: vs. Kentucky, 2004 (Jerious Norwood 165, Fred Reid 109)
 Had three+ players with 100 yards rushing in a game: vs. NE Louisiana, 1996 (Tony Buckhalter 119, Nakia Greer 110, Robert Isaac 103)

PASSING

Had 450+ yards passing: vs. Tulane, 1994 (466)
 Had 400+ yards passing: vs. Arkansas, 2007 (421)
 Had 300+ yards passing: vs. Arkansas, 2007 (421)
 Had 200+ yards passing: vs. Georgia Tech, 2009 (278)
 Had 40+ pass attempts: vs. LSU, 2009 (40)
 Had 30+ pass attempts: vs. Georgia Tech, 2009 (30)
 Had 25+ pass completions: vs. Kentucky, 2008 (26)
 Had 20+ pass completions: vs. Georgia Tech, 2009 (20)
 Had five passing TDs: vs. Georgia, 1988 (5)
 Had four passing TDs: vs. Arkansas, 2007 (4)
 Had three+ passing TDs: vs. Jackson State, 2009 (3)
 Had five+ passes intercepted: vs. LSU, 2007 (6)
 Had four passes intercepted: vs. Arkansas, 2007 (4)
 Had three passes intercepted: vs. Alabama, 2009 (3)

RECEIVING

Had two players with 100 yards receiving in a game: .vs. Houston, 2003 (Justin Jenkins 172 & McKinley Scott 115)
 Had 10+ different receivers catch a pass vs. Middle Tennessee, 2008 (10)
 Had eight+ different receivers catch a pass vs. Houston, 2009 (8)

COMBINATION OFFENSE

Had one 300-yard passer and one 100-yard rusher in a game: vs. Brigham Young, 2001 (Kevin Fant 346 pass & Dicenzo Miller 119 rush)
 Had one 100-yard receiver and one 100-yard rusher in a game: vs. LSU, 2009 (Marcus Green 100 receive & Anthony Dixon 106 rush)

TOTAL OFFENSE

Had 550+ yards total offense: vs. Tulane, 1994 (554)
 Had 500+ yards total offense: vs. Arkansas, 2007 (501)
 Had 400+ yards total offense: vs. Ole Miss, 2009 (412)
 Had 85+ plays total offense: vs. LSU, 2007 (86)
 Had 80+ plays total offense: vs. LSU, 2007 (86)
 Had 75+ plays total offense: vs. Houston, 2008 (76)
 Had 70+ plays total offense: vs. Ole Miss, 2009 (73)

THE LAST TIME MSU...

SCORING

Scored 60+ points: vs. Middle Tennessee, 2000 (61)
 Scored 50+ points: vs. Jacksonville State, 2002 (51)
 Scored 40+ points: vs. Ole Miss, 2009 (41)
 Scored 30+ points: vs. Ole Miss, 2009 (41)
 Allowed 60+ points: vs. South Carolina, 1995 (65)
 Allowed 50+ points: vs. LSU, 2004 (51)
 Allowed 40+ points: vs. Ole Miss, 2008 (45)
 Allowed 30+ points: vs. Ole Miss, 2008 (45)
 Was held scoreless: vs. Ole Miss, 2008 (45-0)
 Was held scoreless at Scott Field: vs. LSU, 2007 (45-0)
 Was held scoreless on the road: at Ole Miss, 2008 (45-0)
 Was held scoreless at a non-campus site: vs. Florida, 1989 (21-0 in Tampa, Fla.)
 Held opponent scoreless: vs. South Carolina, 1999 (17-0)
 Held opponent scoreless at Scott Field: vs. South Carolina, 1999 (17-0)
 Held opponent scoreless on the road: vs. South Carolina, 1998 (38-0)
 Held opponent scoreless at neutral site: vs. Kansas, 1981 Hall of Fame Bowl (10-0)
 Held opponent without a touchdown: vs. Vanderbilt, 2009 (15-3)
 Held two opponents scoreless in one season: 1998
 Held three opponents scoreless in one season: 1963
 Held four opponents scoreless in one season: 1947
 Held five opponents scoreless in one season: 1946
 Held six opponents scoreless in one season: 1939
 Held seven opponents scoreless in one season: 1936
 Held an SEC opponent scoreless: vs. South Carolina, 1999 (17-0)
 Held two SEC opponents scoreless in one season: 1998
 Held three SEC opponents scoreless in one season: 1942
 Held four SEC opponents scoreless in one season: 1941
 Scored a two-point conversion passing: vs. Tenn., 2003 (Brent Smith to Nick Signaigo)
 Scored a two-point conversion rushing: vs. Tulane, 2006 (Omarr Conner rush)
 Attempted a 2-point conversion: vs. Florida, 2009 (rush failed)

TURNOVERS

Committed eight+ turnovers: vs. Arkansas, 2003 (8)
 Committed seven+ turnovers: vs. LSU, 2007 (7)
 Had five+ fumbles: vs. Georgia Tech, 2009 (5)
 Lost four+ fumbles: vs. Georgia Tech, 2009 (4)
 Lost three fumbles: vs. West Virginia, 2007 (3)
 Did not commit a turnover: vs. Middle Tennessee, 2009
 Did not cause a turnover: vs. Alabama, 2009
 Recorded six+ takeaways: vs. Kentucky, 2007 (6)
 Recorded five+ takeaways: vs. Jackson State, 2009 (5)
 Returned three+ interceptions for TDs: vs. Ark. St., 1994 (Walt Harris - 41; Jimmy Lipscomb - 28; Dwayne Curry - 29)
 Returned two+ interceptions for TDs: vs. Florida, 2009 (Johathan Banks - 100,20)
 Returned one interception for a TD: vs. Ole Miss, 2009 (Corey Broomfield - 64)
 Returned a fumble for a TD: vs. Tulane, 2006 (Marcus Washington - 9)

MEDIA INFORMATION

MISSISSIPPI STATE

2010 BULLDOGS

HISTORY

RECORDS

TEAM GAME RECORDS



MEDIA INFORMATION

MISSISSIPPI STATE

2010 BULLDOGS

HISTORY

RECORDS

THE LAST TIME MSU...

DEFENSE

Held opponent to 10 or fewer first downs: vs. Vanderbilt, 2009 (10)
 Held opponent to 0 or fewer yards rushing: vs. Florida, 2000 (-78 yds, 22 att.)
 Held opponent to 25 or fewer yards rushing: vs. Kentucky, 2001 (2 yds, 17 att.)
 Held opponent to 50 or fewer yards passing: vs. ETSU, 1998 (27)
 Held opponent to 100 or fewer yards passing: vs. Vanderbilt, 2008 (62)
 Held opponent to 200 or fewer yards total offense: vs. Vanderbilt, 2009 (152)
 Held opponent to 250 or fewer yards total offense: vs. Middle Tennessee, 2009 (218)
 Held opponent to 300 or fewer yards total offense: vs. Middle Tennessee, 2009 (218)
 Intercepted five+ passes: vs. Memphis, 2002 (5)
 Intercepted four+ passes: vs. Middle Tennessee, 2009 (4)
 Intercepted three+ passes: vs. Middle Tennessee, 2009 (4)
 Scored a safety: vs. LSU, 2009 (team)
 Scored two+ safeties: vs. Florida, 2000 (2)
 Recorded nine+ sacks: vs. Ole Miss, 1996 (9.0)
 Recorded eight+ sacks: vs. Oklahoma State, 1999 (8.0)
 Recorded six+ sacks: vs. Florida, 2000 (7.0)
 Recorded five+ sacks: vs. Southeastern Louisiana, 2008 (5.0)
 Recorded four+ sacks: vs. Southeastern Louisiana, 2008 (5.0)
 Did not record a sack vs. Alabama, 2009
 Had two players record 10+ tackles: vs. Kentucky, 2009 (Jamar Chaney 15, K.J. Wright 10)

SPECIAL TEAMS

Returned a punt for a TD: vs. Ole Miss, 2007 (Derek Pegues - 75)
 Returned a blocked punt for a TD: vs. Auburn, 2009 (Robert Elliott - 10)
 Returned a kickoff for a TD: vs. Georgia Tech, 2009 (Leon Berry- 89)
 Blocked one punt: vs. Auburn, 2009 (Team)
 Blocked two punts: vs. LSU, 1999 (Robert Bean, Eugene Clinton, Rob Knight)
 Blocked three punts: vs. LSU, 1999 (Robert Bean, Eugene Clinton, Rob Knight)
 Punted 10+ times: vs. Ole Miss, 2008 (10)
 Did not punt: vs. ETSU, 1998
 Had a punt blocked: vs. Alabama, 2008 (Kareem Jackson)
 Blocked a field goal: vs. UAB, 2007 (Kyle Love)
 Had a field goal blocked: vs. Georgia Tech, 2008
 Blocked a PAT kick: vs. Louisiana Tech, 2008 (Tay Bowser)
 Scored on a blocked PAT kick: vs. Texas A&M, 2000 (Julius Griffith)
 Missed a kicking PAT: vs. UAB, 2007
 Had a kicking PAT blocked: vs. Kentucky, 2008

MISCELLANEOUS

Had 30+ first downs: vs. Tulane, 1991 (30)
 Had 20+ first downs: vs. Ole Miss, 2009 (24)
 Had 20+ penalties: vs. Clemson, 1999 (21)
 Had 10+ penalties: vs. Auburn, 2009 (10)
 Had 100+ yards in penalties: vs. Jackson State, 2009 (152)
 Had 35 minutes+ of possession time: vs. Ole Miss, 2009 (37:02)
 Was involved in a tie game: vs. Arkansas, 1993 (13-13)
 Was involved in an overtime game: at UAB, 2006 (won 16-10)

THE LAST TIME A MISSISSIPPI STATE PLAYER...

RUSHING

Rushed 40+ times: Michael Davis vs. Ole Miss, 1993 (40)
 Rushed 35+ times: James Johnson vs. Alabama, 1998 (36)
 Rushed 30+ times: Anthony Dixon vs. Arkansas, 2009 (33)
 Rushed 25+ times: Anthony Dixon vs. Ole Miss, 2009 (29)
 Rushed for 250+ yards: Anthony Dixon vs. Kentucky, 2009 (252)
 Rushed for 200+ yards: Anthony Dixon vs. Kentucky, 2009 (252)
 Rushed for 175+ yards: Anthony Dixon vs. Kentucky, 2009 (252)
 Rushed for 150+ yards: Anthony Dixon vs. Kentucky, 2009 (252)
 Rushed for 125+ yards: Anthony Dixon vs. Ole Miss, 2009 (133)
 Rushed for 100+ yards: Anthony Dixon vs. Ole Miss, 2009 (133)
 Rushed for 100+ yards (quarterback): Chris Relf vs. Ole Miss, 2009 (131)
 Rushed for four+ touchdowns: James Johnson vs. Central Florida, 1997 (4)
 Rushed for three+ touchdowns: Anthony Dixon vs. Middle Tennessee, 2008 (3)
 Rushed for two+ touchdowns: Anthony Dixon vs. Arkansas, 2009 (2)
 Had a run of 80+ yards: James Johnson vs. Alabama, 1997 (83)
 Had a run of 70+ yards: Anthony Dixon vs. Arkansas, 2009 (70)
 Had a run of 60+ yards: Anthony Dixon vs. Arkansas, 2009 (70)
 Had a run of 50+ yards: Anthony Dixon vs. Arkansas, 2009 (70)

PASSING

Passed for 450+ yards: Derrick Taite vs. Tulane, 1994 (466)
 Passed for 400+ yards: Wesley Carroll vs. Arkansas, 2007 (421)
 Passed for 300+ yards: Wesley Carroll vs. Arkansas, 2007 (421)
 Passed for 200+ yards: Tyson Lee vs. Georgia Tech, 2009 (278)
 Attempted 45+ passes: Wesley Carroll vs. Arkansas, 2007 (51)
 Attempted 35+ passes: Tyson Lee vs. LSU, 2009 (38)
 Completed 20+ passes: Tyson Lee vs. Georgia Tech, 2009 (20)
 Threw four+ touchdown passes: Wesley Carroll vs. Arkansas, 2007 (4)
 Threw three+ touchdown passes: Wesley Carroll vs. Arkansas, 2007 (4)
 Threw five+ interceptions: Michael Henig vs. LSU, 2007 (6)
 Threw four+ interceptions: Wesley Carroll vs. Arkansas, 2007 (4)
 Threw three+ interceptions: Tyson Lee vs. Florida, 2009 (3)
 Completed for 90+ yards: Kevin Fant to Terrell Grindle vs. Kentucky, 2002 (91)
 Completed for 80+ yards: Wesley Carroll to Jamayel Smith vs. Arkansas, 2007 (80)
 Completed for 70+ yards: Wesley Carroll to Jamayel Smith vs. Arkansas, 2007 (80)
 Completed for 60+ yards: Tyson Lee to O'neal Wilder vs. Kentucky, 2009 (67)
 Completed for 50+ yards: Tyson Lee to O'neal Wilder vs. Kentucky, 2009 (67)

RECEIVING

Caught 15+ passes: Eric Moulds vs. Tennessee, 1995 (15)
 Caught 10+ passes: Brandon McRae vs. Georgia Tech, 2008 (10)
 Caught seven+ passes: Arnil Stallworth vs. Kentucky, 2008 (8)
 Had 200+ yards receiving: Jamayel Smith vs. Arkansas, 2007 (208)
 Had 175+ yards receiving: Jamayel Smith vs. Arkansas, 2007 (208)
 Had 150+ yards receiving: Jamayel Smith vs. Arkansas, 2007 (208)
 Had 100+ yards receiving: Chad Bumphis vs. Georgia Tech, 2009 (123)
 Caught three+ TD passes: Sammy Milner vs. Florida, 1969 (3)
 Caught two+ TD passes: Anthony Dixon vs. Arkansas, 2008 (2)



TEAM GAME RECORDS

THE LAST TIME A MISSISSIPPI STATE PLAYER...

TOTAL OFFENSE

Had 450+ yards total offense:Derrick Taite vs. Tulane, 1994 (468)
 Had 400+ yards total offense: Wesley Carroll vs. Arkansas, 2007 (441)
 Had 350 yards+ total offense: Wesley Carroll vs. Arkansas, 2007 (441)
 Had 300 yards+ total offense: Wesley Carroll vs. Arkansas, 2007 (441)
 Had 100 yards both passing and rushing: Wayne Madkin vs. BYU, 2000 (104r/150p)

SCORING

Accounted for four+ touchdowns: Wesley Carroll vs. Arkansas, 2007 (4 pass)
 Accounted for three+ touchdowns: Wesley Carroll vs. Arkansas, 2007 (4 pass)
 Scored four+ touchdowns: Jerious Norwood vs. Ole Miss, 2005 (3 rush, 1 rec.)
 Scored three+ touchdowns: Anthony Dixon vs. Arkansas, 2008 (2 rec., 1 rush)
 Scored two+ touchdowns: Anthony Dixon vs. Arkansas, 2009 (2 rush)
 Scored two+ non-offensive TDs: Johnthan Banks (2 IR) vs. Florida, 2009

DEFENSE

Intercepted three+ passes: Jeramie Johnson vs. Ole Miss, 2005 (3)
 Intercepted two+ passes: Charles Mitchell vs. Ole Miss, 2009 (2)
 Recovered three+ fumbles: Chris Correro vs. Memphis State, 1987 (3)
 Recovered two+ fumbles: Kamau Jackson vs. Tennessee, 2002 (2)
 Forced two+ fumbles: Demario Bobo vs. Gardner-Webb, 2007 (2)
 Recorded five+ sacks: Greg Favors vs. Ole Miss, 1996 (5.5)
 Recorded three+ sacks: Willie Evans vs. Tulane, 2005 (3.0)
 Recorded two+ sacks: K.J. Wright vs. Arkansas, 2008 (2.0)
 Recorded five+ tackles for loss: Deljuan Robinson vs. Auburn, 2006 (5.0)
 Recorded 20+ tackles: Mario Haggan vs. Arkansas, 2000 (20)
 Recorded 10+ tackles: Jamar Chaney vs. Kentucky, 2009 (15)
 Recorded 10+ tackles in back-to-back games: ... Jamar Chaney, Florida and Kentucky. (2009)

SPECIAL TEAMS

Scored 10+ points kicking: DePasquale vs. Ole Miss, 2009 (11)
 Kicked five+ field goals: Brian Hazelwood vs. Arkansas, 1998 (5)
 Kicked four+ field goals: Brian Hazelwood vs. Arkansas, 1998 (5)
 Kicked two field goals of 50+ yards: Brian Hazelwood vs. Memphis, 1997 (51, 53)
 Kicked one field goal of 50+ yards: Brent Smith vs. Tennessee, 2002 (53)
 Kicked a punt of 70+ yards: Blake McAdams vs. Kentucky, 2008 (72)
 Kicked a punt of 60+ yards: Blake McAdams vs. Kentucky, 2008 (72)
 Punted 10+ times Blake McAdams vs. Ole Miss, 2008 (12)
 Totaled 175+ kick return yards: Leon Berry vs. Florida, 2009 (184, 4 ret.)
 Totaled 150+ kick return yards: Leon Berry vs. Florida, 2009 (184, 4 ret.)
 Totaled 100+ kick return yards: Chad Bumphis vs. Alabama, 2009 (114, 4 ret.)
 Totaled 50+ punt return yards: Derek Pegues vs. Ole Miss, 2007 (84, 4 ret.)

THE LAST TIME AN OPPONENT...

RUSHING

Had 400+ yards rushing: Georgia Tech, 2008 (438)
 Had 300+ yards rushing: Auburn, 2009 (390)
 Had 200+ yards rushing: Alabama, 2009 (252)
 Had 70+ rushing attempts: Oklahoma State, 1998 (71)
 Had 60+ rushing attempts: Ole Miss, 2004 (62)
 Had 50+ rushing attempts: Georgia Tech, 2009 (54)
 Had six+ rushing TDs: Auburn, 2003 (6)
 Had four+ rushing TDs: Georgia Tech, 2009 (4)
 Had two players with 100 yds rushing: Auburn, 2004 (B. Tate 157 & O. McCaleb 114)

PASSING

Had 400+ yards passing: Houston, 2009 (434)
 Had 300+ yards passing: Arkansas, 2009 (313)
 Had 200+ yards passing: Ole Miss, 2009 (295)
 Had 60+ pass attempts: Memphis, 2003 (61)
 Had 50+ pass attempts: Houston, 2009 (52)
 Had 40+ pass attempts: Arkansas, 2008 (44)
 Had 30+ pass attempts: Ole Miss, 2009 (30)
 Had 40+ pass completions: Kentucky, 1997 (40)
 Had 30+ pass completions: Houston, 2009 (39)
 Had 25+ pass completions: Houston, 2009 (39)
 Had 20+ pass completions: Houston, 2009 (39)
 Had five+ passing TDs: Arkansas, 2009 (5)
 Had four+ passing TDs: Arkansas, 2009 (5)
 Had three+ passing TDs: Ole Miss, 2009 (3)

RECEIVING

Had two players with 100 yards receiving in a game:
Tulane, 2003 (Roydell Williams 114 & Chris Bush 107)
 Had three+ players catch five+ passes: Houston, 2009 (4)
 Had 12+ players catch a pass: Georgia, 2005 (12)
 Had eight+ players catch a pass: Arkansas, 2009 (9)

TOTAL OFFENSE

Had 650+ yards total offense: South Carolina, 1995 (652)
 Had 600+ yards total offense: Florida, 2001 (640)
 Had 550+ yards total offense: Houston, 2009 (553)
 Had 500+ yards total offense: Houston, 2009 (553)
 Had 400+ yards total offense: Alabama, 2009 (444)
 Had 80+ plays total offense: Auburn, 2009 (83)
 Had 75+ plays total offense: Houston, 2009 (77)

MEDIA INFORMATION

MISSISSIPPI STATE

2010 BULLDOGS

HISTORY

RECORDS

TEAM GAME RECORDS



MEDIA INFORMATION

MISSISSIPPI STATE

2010 BULLDOGS

HISTORY

RECORDS

THE LAST TIME AN OPPONENT...

SCORING

Scored 60+ points:	South Carolina, 1995 (65)
Scored 50+ points:	LSU, 2004 (51)
Scored 40+ points:	Arkansas, 2009 (42)
Scored 30+ points:	Arkansas, 2009 (42)
Scored a two-point conversion rushing:.....	Auburn, 2004
Scored a two-point conversion passing:.....	Troy State, 2002
Failed on a two-point conversion attempt.....	Middle Tennessee, 2008

TURNOVERS

Had five+ fumbles:	LSU, 2004 (5)
Had four+ fumbles lost:	LSU, 2004 (4)
Committed five+ turnovers:	Jackson State, 2009 (5)
Did not commit a turnover:	Alabama, 2009
Intercepted five+ MSU passes:	LSU, 2007 (6)
Intercepted four+ MSU passes:	Arkansas, 2007 (4)
Intercepted three+ MSU passes:	Alabama, 2009 (3)
Returned an interception for a TD:.....	Florida, 2009 (Dustin Doe- 23)
Returned a fumble for a TD:.....	Georgia Tech, 2009 (J. Tarrant- 40)

DEFENSE

Held MSU to 10 or fewer first downs:	Ole Miss, 2008 (10)
Recorded seven+ sacks:	Ole Miss, 2008 (11)
Scored a safety:	Alabama, 2008
Scored two safeties:	Florida, 2005
Held MSU to 25 or fewer yards rushing:	Ole Miss, 2008 (-51)
Held MSU to 100 or fewer yards passing:	Ole Miss, 2009 (95)
Held MSU to 50 or fewer yards passing:	Arkansas, 2009 (49)
Held MSU to 300 or less yards total offense:.....	Alabama, 2009 (213)
Held MSU to 200 or less yards total offense:.....	Ole Miss, 2008 (37)
Held MSU to 100 or fewer yards both rushing & passing:	Ole Miss, 2008 (-51r/88p)

SPECIAL TEAMS

Returned a punt for a TD:.....	LSU, 2009 (Chad Jones- 93)
Returned a blocked punt for a TD:.....	Florida, 2005 (Terrence Holmes)
Returned a kickoff for a TD:	Arkansas, 2006 (Darren McFadden - 92)
Punted 10+ times:	Vanderbilt, 2009 (11)
Did not punt:	LSU, 2004
Missed a kicking PAT:	Louisiana Tech, 2008
Missed two kicking PATs:	Tulane, 2006
Blocked a field goal:	Auburn, 2006
Blocked a punt:	LSU, 2009

MISCELLANEOUS

Had 30+ first downs:	Houston, 2009 (31)
Had 10+ penalties:	Jackson State, 2009 (15)
Had 100+ yards in penalties:	West Virginia, 2006 (132)
Had 35 minutes+ of possession time:	Ole Miss, 2009 (37:02)
Had one 100-yard rusher and one 100-yard receiver:	Auburn, 2009 (Ben Tate 157 rush, Darvin Adams 116 rec.)

THE LAST TIME AN OPPOSING PLAYER...

INDIVIDUAL RUSHING

Rushed 40+ times:	Deuce McAllister (Ole Miss), 1998 (40)
Rushed 35+ times:	Kevin Smith (UCF), 2004 (35)
Rushed for 200+ yards:.....	Kenneth Darby (Alabama), 2004 (200)
Rushed for 175+ yards:.....	Steve Slaton (West Virginia), 2006 (185)
Rushed for 150+ yards:.....	Ben Tate (Auburn), 2009 (157)
Rushed for 125+ yards:.....	Mark Ingram (Alabama), 2009 (149)
Rushed for 100+ yards:.....	Mark Ingram (Alabama), 2009 (149)
Rushed for five+ touchdowns:	Carnell Williams (Auburn), 2003 (6)
Rushed for four+ touchdowns:.....	Carnell Williams (Auburn), 2003 (6)
Had a run of 80+ yards:	Jonathan Dwyer (Georgia Tech), 2008 (88)
Had a run of 70+ yards:.....	Mark Ingram (Alabama), 2009 (70)
Had a run of 60+ yards:	Mark Ingram (Alabama), 2009 (70)
Had a run of 50+ yards:	Mark Ingram (Alabama), 2009 (70)

INDIVIDUAL PASSING

Passed for 450+ yards:	Steve Taneyhill (South Carolina), 1995 (473)
Passed for 400+ yards:	Case Keenum (Houston), 2009 (434)
Passed for 300+ yards:	Ryan Mallett (Arkansas), 2009 (313)
Attempted 60+ passes:.....	Danny Wimprine (Memphis), 2003 (60)
Attempted 50+ passes:.....	Case Keenum (Houston), 2009 (52)
Completed 30+ passes:	Case Keenum (Houston), 2009 (39)
Completed 20+ passes:	Case Keenum (Houston), 2009 (39)
Threw five+ touchdown passes:	Ryan Mallett (Arkansas), 2009 (5)
Threw four+ touchdown passes:.....	Ryan Mallett (Arkansas), 2009 (5)
Completed a pass for 80+ yards:	Nathan Dick to Lucas Miller (Arkansas), 2008 (87)
Completed a pass for 70+ yards:	Jevan Snead to Mike Wallace (Ole Miss), 2008 (72)

INDIVIDUAL RECEIVING

Caught 10+ passes:	James Cleveland (Houston), 2009 (11)
Caught seven+ passes:.....	James Cleveland (Houston), 2009 (11)
Had 150+ yards receiving:	D. Thomas (Georgia Tech), 2009 (174)
Had 100+ yards receiving:	Cobi Hamilton (Arkansas), 2009 (131)
Caught three+ TD passes:	Chris Hannon (Tennessee), 2003 (3)
Caught two+ TD passes:	Cobi Hamilton (Arkansas), 2009 (2)

INDIVIDUAL TOTAL OFFENSE

Had 500+ yards total offense:	Steve Taneyhill (South Carolina), 1995 (512)
Had 400+ yards total offense:	Case Keenum (Houston), 2009 (434 pass, 13 rush)
Had 100 yards both passing and rushing:	Terrence Jones (Tulane, 1986), (119r/221p)

INDIVIDUAL SCORING

Accounted for six+ touchdowns:	Carnell Williams (Auburn), 2003 (6 rush)
Accounted for five+ touchdowns:	Ryan Mallett (Arkansas), 2009 (5 pass)
Accounted for four+ touchdowns:	Ryan Mallett (Arkansas), 2009 (5 pass)
Scored four+ touchdowns:	Carnell Williams (Auburn), 2003 (6 rush)
Scored three+ touchdowns:	Alley Broussard (LSU), 2004 (3 rush)

INDIVIDUAL DEFENSE

Intercepted three+ passes:	Craig Steltz (LSU), 2007 (3)
Intercepted two+ passes:	Mark Barron(Alabama), 2009 (2)
Recorded three+ sacks:	Jake Bequette (Arkansas), 2009 (3)
Recorded two+ sacks:.....	Jake Bequette (Arkansas), 2009 (3)

SPECIAL TEAMS

Scored 10+ points kicking:	Caleb Sturgis (Florida), 2009 (11)
Kicked five+ field goals:	Doug Pelfrey (Kentucky), 1992 (5)
Kicked four field goals:	Leigh Tiffin (Alabama), 2007 (4)



INDIVIDUAL CAREER RECORDS

ALL-PURPOSE RECORDS

MOST PLAYS

Career: 966, Anthony Dixon (2006-09)

MOST NET YARDS GAINED

Career: 4443, Anthony Dixon (2006-09)

HIGHEST YARDS-PER-PLAY AVERAGE

Career (Min. 150 plays): 17.8, Glen Young (1979-82) [162 for 2883 yards]

Career (Min. 200 plays): 14.5, Mardye McDole (1977-80) [232 for 3353 yards]

CAREER ALL-PURPOSE LEADERS

Player	Seasons	Rush	Rec.	KR	PR	Yds.
1. Anthony Dixon	2006-2009	3994	449	0	0	4443
2. Walter Packer	1973-76	2820	171	1166	12	4169
3. Tony James	1989-92	218	561	1862	1332	3973
4. Jerious Norwood	2002-05	3212	186	309	43	3750
5. David Smith	1968-70	80	2168	1131	193	3572
6. Mardye McDole	1977-80	430	2214	427	282	3353
7. Dizenzo Miller	1998-01	2209	732	186	147	3274
8. Kenny Roberts	1989-92	2070	533	344	0	2947
9. Robert Isaac	1994-97	1198	255	1093	387	2933
10. Michael Haddix	1979-82	2558	353	0	0	2911

DEFENSIVE RECORDS

MOST INTERCEPTION RETURN YARDS

Career: 241, Derek Pegues (2005-08) [12 INT]

HIGHEST YARDS-PER-INTERCEPTION

Career (Min. 6 INT): 36.5, Anthony Derricks (1995-98) [6 for 219 yards]

MOST TDS ON INTERCEPTION RETURNS

Career: 3, Derek Pegues (2005-)

CAREER DEFENSIVE LEADERS

INTERCEPTIONS

Player	Year	Yds.	Avg.	Int.
1. Walt Harris	1992-95	162	10.1	16
2. Derek Pegues	2005-08	241	20.1	12
Izell McGill	1994-97	165	13.8	12
3. Henry Davison	1974-77	123	11.2	11
Kenny Johnson	1976-79	146	13.3	11
5. Frank Dowsing	1970-72	52	5.2	10
Steve Freeman	1972-74	75	7.5	10
Kelvin Knight	1990-93	157	15.7	10
Fred Smoot	1999-00	44	4.4	10
9. Bill Kiser	1965-67	76	8.4	9
Emile Petro	1970-72	63	7.0	9
Ken Phares	1970-72	133	14.8	9

TOTAL TACKLES

Player	Seasons	TT
1. Ray Costict	1973-76	467
2. Harvey Hull	1973-76	454
3. James Williams	1986-89	448
4. Reggie Stewart	1987-90	442
5. Johnie Cooks	1977-81	392
6. Dwayne Curry	1993-96	391
7. Billy Jackson	1980-83	360
8. Mario Haggan	1999-2002	359
9. Cedric Corse	1984-87	355
10. Daniel Boyd	1990-92	335

SACKS

Player	Seasons	Sacks	Yds.
1. Billy Jackson	1980-83	49.0	NA
2. Tyrone Keys	1977-80	26.0	NA
3. Willie Evans	2002-05	24.5	145
3. Johnie Cooks	1977-81	24.0	NA
4. Mike McEnany	1979-82	22.0	NA
5. Greg Favors	1994-97	19.5	179
6. Titus Brown	2004-07	18.5	114
7. Robert Young	1987-90	16.0	119
8. Keith Joseph	1989-92	14.0	78
Larry Williams	1994-95	12.5	84
10. Edward Smith	1997-98	12.0	112

PASSING RECORDS

MOST ATTEMPTS

Career: 887, Wayne Madkin (1998-2001)

MOST COMPLETIONS

Career: 462, Wayne Madkin (1998-2001)

HIGHEST COMPLETION PERCENTAGE

Career (250 att.): .568, Dave Marler (1977-78) [163 of 287]

Career (300 att.): .588, Tyson Lee (2008-09) [283 of 481]

MOST NET YARDS GAINED

Career: 6336, Wayne Madkin (1998-2001)

MOST TOUCHDOWNS THROWN

Career: 38, Derrick Taite (1993-96)

CONSECUTIVE GAMES WITH A TD PASS

One Season: 6, Don Smith (1985); Derrick Taite (1995); Kevin Fant (2003)

Two Seasons: 7, Kevin Fant (2002-03)

MOST INTERCEPTIONS THROWN

Career: 43, Kevin Fant (2000-03)

CONSECUTIVE ATT. WITHOUT AN INT.

Career: 137, Wesley Carroll (2007)

MOST 300-YARD GAMES

Career: 4, Kevin Fant (2000-03)

MOST 200-YARD GAMES

Career: 11, Tommy Pharr (1967-69); Wayne Madkin (1998-01); Kevin Fant (2000-03)

200-YARD PASSING GAMES

- 11 - Tommy Pharr (1967-69)
- 11 - Wayne Madkin (1998-01)
- 11 - Kevin Fant (2000-03)
- 9 - Derrick Taite (1993-96)
- 8 - Don Smith (1983-86)
- 7 - Tony Shell (1988-90)
- 6 - Dave Marler (1977-78)
- 6 - Omarr Conner (2003-06)
- 4 - John Bond (1980-83)
- 4 - Todd Jordan (1989-93)
- 4 - Michael Henig (2004-07)
- 4 - Tyson Lee (2008-09)
- 3 - Joe Reed (1969-70)
- 2 - Tyson Lee (2008-)
- 2 - Wesley Carroll (2007-08)
- 2 - Rocky Felker (1972-74)
- 2 - Sleepy Robinson (1990-92)
- 2 - Matt Wyatt (1996-99)
- 1 - Mike Davis (1987-88)
- 1 - Eric Underwood (1987-89)
- 1 - Greg Plump (1991-93)

MEDIA INFORMATION

MISSISSIPPI STATE

2010 BULLDOGS

HISTORY

RECORDS

INDIVIDUAL CAREER RECORDS



MEDIA INFORMATION

MISSISSIPPI STATE

2010 BULLDOGS

HISTORY

RECORDS

CAREER PASSING LEADERS

PASSING YARDAGE

Player	Seasons	Att.	Cmp.	Pct.	Yds.
1. Wayne Madkin	1998-01	887	462	.521	6336
2. Kevin Fant	2000-03	866	461	.532	5631
3. Derrick Taite	1993-96	734	362	.493	5232
4. Don Smith	1983-86	738	342	.463	5229
5. John Bond	1980-83	665	307	.462	4621
6. Tony Shell	1988-90	715	349	.488	4292
7. Tommy Pharr	1967-69	648	339	.523	3720
8. Omarr Conner	2003-06	507	269	.531	3080
9. Tyson Lee	2008-09	481	283	.588	2963
10. Rockey Felker	1972-74	424	207	.488	2961

PASS ATTEMPTS

Player	Seasons	Cmp.	Yds.	Att.
1. Wayne Madkin	1998-01	462	6336	887
2. Kevin Fant	2000-03	461	5631	866
3. Don Smith	1983-86	342	5229	738
4. Derrick Taite	1993-96	362	5232	734
5. Tony Shell	1988-90	349	4292	715
6. John Bond	1980-83	307	4621	665
7. Tommy Pharr	1967-69	339	3720	648
8. Omarr Conner	2003-06	269	3080	507
9. Tyson Lee	2008-09	283	2963	481
10. Matt Wyatt	1996-99	222	2940	459

PASS COMPLETIONS

Player	Seasons	Att.	Yds.	Cmp.
1. Wayne Madkin	1998-01	887	6336	462
2. Kevin Fant	2000-03	866	5631	461
3. Derrick Taite	1993-96	734	5232	362
4. Tony Shell	1988-90	715	4292	349
5. Don Smith	1983-86	738	5229	342
6. Tommy Pharr	1967-69	648	3720	339
7. John Bond	1980-83	665	4621	307
8. Tyson Lee	2008-09	481	283	283
9. Omarr Conner	2003-06	507	3080	269
10. Matt Wyatt	1996-99	459	2940	222

COMPLETION PERCENTAGE (150 ATT.)

Player	Seasons	Cmp.	Att.	Pct.
1. Tyson Lee	2008-09	283	481	.588
2. Dave Marler	1977-78	163	287	.568
3. Sleepy Robinson	1989-92	108	194	.557
4. Charlie Furlow	1960-62	161	290	.555
5. Kevin Fant	2000-03	461	866	.532
6. Omarr Conner	2003-06	269	507	.531
7. Tommy Pharr	1967-69	339	648	.523
8. Wayne Madkin	1998-01	462	887	.521
9. Jackie Parker	1952-53	86	166	.518
10. Wesley Carroll	2007-08	189	370	.511

INTERCEPTION PERCENTAGE

Player	Seasons	Int.	Att.	Pct.
1. Omarr Conner	2003-06	15	507	.0296
2. Derrick Taite	1993-96	25	734	.0341
3. Ashby Cook	1963-65	8	225	.0356
4. Wesley Carroll	2007-08	14	370	.0378
5. Wayne Madkin	1998-01	35	887	.0394
6. Tyson Lee	2008-09	19	481	.0395
7. Tony Shell	1988-90	29	715	.0406
8. Greg Plump	1991-93	7	157	.0446
9. Todd Jordan	1989-93	20	440	.0455
10. Don Smith	1983-86	35	738	.0474

YARDS PER ATTEMPT (MIN. 150 ATT.)

Player	Seasons	Att.	Yds.	Y/Att.
1. Jackie Parker	1952-53	166	1414	8.518
2. Dave Marler	1977-78	287	2422	8.439
3. Sleepy Robinson	1989-92	194	1511	7.789
4. Wayne Madkin	1998-01	462	6336	7.143
5. Greg Plump	1991-93	157	1120	7.134
6. Derrick Taite	1993-96	734	5232	7.128
7. Don Smith	1983-86	738	5229	7.085
8. Rockey Felker	1972-74	424	2961	6.983
9. John Bond	1980-83	665	4621	6.949
10. Ashby Cook	1963-65	225	1476	6.560

PASSING EFFICIENCY (MIN. 150 ATT.)

Player	Year	Yds.	TD	Int.	Eff.
1. Jackie Parker	1952-53	1414	15	5	135.11
2. Sleepy Robinson	1989-92	1511	14	11	133.57
3. Dave Marler	1977-78	2422	11	17	128.48
4. Derrick Taite	1993-96	5232	38	25	119.47
5. Wayne Madkin	1998-01	6336	34	35	116.85
6. Ashby Cook	1963-65	1476	10	8	113.33
7. Rockey Felker	1972-74	2961	23	27	112.65
8. Kevin Fant	2000-03	5631	33	43	110.50
9. Don Smith	1983-86	5229	31	35	110.24
10. Tyson Lee	2008-09	2963	11	19	110.23

TOUCHDOWN PASSES

Player	Seasons	Yds.	Int.	No.
1. Derrick Taite	1993-96	5232	25	38
2. Wayne Madkin	1998-01	6336	35	34
3. Kevin Fant	2000-03	5631	43	33
4. Don Smith	1983-86	5229	35	31
5. Tony Shell	1988-90	4292	29	25
6. Tommy Pharr	1967-69	3720	36	24
7. Rockey Felker	1972-74	2961	27	23
8. John Bond	1980-83	4621	37	18
9. Omarr Conner	2003-06	3080	15	17
10. Matt Wyatt	1996-99	2940	24	16

PUNTING RECORDS

MOST PUNTS

Career: 293, Blake McAdams (2005-08)

HIGHEST YARDS-PER-PUNT AVERAGE

Career: 43.4, Jeff Walker (1996-99) [141 for 6126 yards]

CAREER PUNTING LEADERS

PUNTS

Player	Seasons	Yds.	Avg.	No.
1. Blake McAdams	2005-2008	11562	39.46	293
2. Dana Moore	1979-82	8860	40.83	217
3. Dick McGraw	1965-67	8363	39.08	214
4. Mike Riley	1987-91	8572	40.24	213
5. Jared Cook	2001-04	8313	41.98	198
6. Mike Patrick	1972-74	6999	40.93	171
7. Andy Russ	1993-96	6672	41.96	159
8. Bobby Collins	1951-54	5817	37.29	156
9. Jeff Walker	1996-99	6126	43.44	141
10. Gerald Vaught	1975-76	4623	37.89	122
Tommy Parks	1986-88	4824	39.54	122

PUNTING YARDS

Player	Seasons	Avg.	No.	Yds.
1. Blake McAdams	2005-08	39.46	293	11562
2. Dana Moore	1979-82	40.83	217	8860
3. Mike Riley	1987-91	40.24	213	8572
4. Dick McGraw	1965-67	39.08	214	8363
5. Jared Cook	2001-04	41.98	198	8313
6. Mike Patrick	1972-74	40.93	171	6999
7. Andy Russ	1993-96	41.96	159	6672
8. Jeff Walker	1996-99	43.44	141	6126
9. Bobby Collins	1951-54	37.29	156	5817
10. Tommy Parks	1986-88	39.54	122	4824

PUNTING AVERAGE (MIN. 75 ATT.)

Player	Seasons	No.	Yds.	Avg.
1. Jeff Walker	1996-99	141	6126	43.44
2. Todd Jordan	1989-93	112	4793	42.80
3. Jared Cook	2001-04	198	8313	41.98
4. Andy Russ	1993-96	159	6672	41.96
5. Mike Patrick	1972-74	171	6999	40.93
6. Dana Moore	1979-82	217	8860	40.83
7. Mike Riley	1987-91	213	8572	40.24
8. Jim Nabers	1977-78	92	3680	40.00
9. Tommy Parks	1986-88	122	4824	39.54
10. Blake McAdams	2005-08	293	11562	39.46

RECEIVING RECORDS

MOST RECEPTIONS

Career: 162, David Smith (1968-70)

CONSECUTIVE GAMES WITH RECEPTION

Career: 28, David Smith & Sammy Milner (1968-70)

MOST NET YARDS GAINED

Career: 2214, Mardye McDole (1977-80)

HIGHEST YARDS-PER-CATCH AVERAGE

Career (Min. 50 rec.): 21.9, Danny Knight (1980-83)
[81 for 1773 yards]

Career (Min. 100): 19.1, Mardye McDole (1977-80)
[116 for 2214 yards]

HIGHEST YARDS-PER-GAME AVERAGE

Career: 74.8, David Smith (1968-70) [2168 in 29 gm]

MOST TOUCHDOWN RECEPTIONS

Career: 17, Eric Moulds (1993-95);
Justin Jenkins (2000-03)

CONSECUTIVE GAMES WITH TD CATCH

Season: 5, Justin Jenkins (2003)

MOST 100-YARD GAMES

Career: 8, David Smith (1968-70)

100-YARD RECEIVING GAMES

- 8 - David Smith (1968-70)
- 7 - Mardye McDole (1977-80)
- 6 - Bill Buckley (1971-73)
- 6 - Justin Jenkins (2000-03)
- 5 - Tony Burks (2006-)
- 5 - Danny Knight (1980-83)
- 4 - Fred Hadley (1984-88)
- 4 - Willie Harris (1989-92)
- 4 - Eric Moulds (1993-95)
- 4 - Terrell Grindle (1999-02)
- 3 - Kevin Prentiss (1997-98)
- 2 - Sammy Milner (1968-70)
- 2 - Kelvin Love (1998-99)
- 2 - Ray Ray Bivines (2001-2004)

CAREER RECEIVING LEADERS

PASS RECEPTIONS

Player	Seasons	Yds.	Avg.	Rec.
1. David Smith	1968-70	2168	13.4	162
2. Sammy Milner	1968-70	1806	12.4	146
3. Justin Jenkins	2000-03	1974	14.2	139
4. Terrell Grindle	1999-02	1724	14.5	119
5. Eric Moulds	1993-95	2022	17.1	118
6. Mardye McDole	1977-80	2214	19.1	116
7. Bill Buckley	1971-73	1632	16.0	102
8. Fred Hadley	1984, '86-88	1520	17.7	86
9. Justin Griffith	1998-02	937	11.0	85
10. Danny Knight	1980-83	1773	21.9	81



INDIVIDUAL CAREER RECORDS

RECEIVING YARDAGE

Player	Seasons	Rec.	Yds.
1. Mardye McDole	1977-80	116	2214
2. David Smith	1968-70	162	2168
3. Eric Moulds	1993-95	118	2022
4. Justin Jenkins	2000-03	139	1974
5. Sammy Milner	1968-70	146	1806
6. Danny Knight	1980-83	81	1773
7. Terrell Grindle	1999-02	119	1724
8. Bill Buckley	1971-73	102	1632
9. Fred Hadley	1984, '86-88	86	1520
10. Willie Harris	1989-92	74	1391

TOUCHDOWN RECEPTIONS

Player	Seasons	Rec.	TD
1. Eric Moulds	1993-95	118	17
Justin Jenkins	2000-03	139	17
3. Bill Buckley	1971-73	102	14
4. Mardye McDole	1977-80	116	13
Jerry Bouldin	1987-90	78	13
6. David Smith	1968-70	162	12
7. Sammy Milner	1968-70	146	11
8. Harper Davis	1945-48	46	10
Danny Knight	1980-83	81	10
10. Fred Hadley	1984, '86-88	86	9

YARDS PER RECEPTION (MIN. 40 REC.)

Player	Seasons	Rec.	Yds.	YPR
1. Danny Knight	1980-83	81	1773	21.89
2. Kelvin Love	1998-99	52	1100	21.15
3. Chris Jones	1992-95	62	1199	19.34
4. Louis Clark	1983-86	62	1192	19.23
5. Mardye McDole	1977-80	116	2214	19.09
6. Willie Harris	1989-92	74	1391	18.80
7. Kevin Prentiss	1997-98	58	1066	18.38
8. Fred Hadley	1984, '86-88	86	1520	17.67
9. Eric Moulds	1993-95	118	2022	17.14
10. Glen Young	1979-82	48	771	16.06

PUNT RETURN RECORDS

MOST PUNT RETURNS

Career: 121, Tony James (1989-92)

MOST PR NET YARDS GAINED

Career: 1332, Tony James (1989-92)

HIGHEST PR YARDS-PER-GAME

Career: 32.4, Bobby Herrington (1930-33) [777 in 24]

Modern Era: 30.3, Tony James (1989-92) [1332 in 44]

MOST PUNT RETURN TOUCHDOWNS

Career: 4, Tom McWilliams (1944, '46-48)

KICKOFF RETURN RECORDS

MOST KICKOFF RETURNS

Career: 112, Derek Pegues (2005-08)

MOST KR NET YARDS GAINED

Career: 2498, Derek Pegues (2005-08)

HIGHEST KR YARDS-PER-GAME

Career: 84.6, Leon Berry (2009) [1015 in 12 games]

MOST KICKOFF RETURN TOUCHDOWNS

Career: 2, Kevin Prentiss (9-6-1997 vs. Kentucky, 9-26-1998 vs. South Carolina)

TOTAL RETURN RECORDS

MOST RETURNS

Career: 199, Tony James (1989-92) [121 PR & 78 KR]

MOST NET YARDS GAINED

Career: 3290, Derek Pegues (2005-08)
[792 PR & 2498 KR]

HIGHEST YARDS-PER-RETURN AVERAGE

Career: 26.7, Leon Berry (2009)
[38 for 1015 yards]

MOST TOUCHDOWNS

Career: 5, Tom McWilliams (1944, '46-48)
[4 PR & 1 KR]

CAREER RETURN LEADERS

PUNT RETURNS

Player	Seasons	Avg	Yds.	Ret.
1. Tony James	1989-92	11.0	1332	121
2. Bobby Herrington	1930-31,33	8.8	777	88
3. Derek Pegues	2005-08	10.0	792	79
4. Bernard Euell	1992-95	7.3	411	56
5. Tom McWilliams	1944, 46-48	14.5	795	55

PUNT RETURN YARDAGE

Player	Seasons	Ret.	Avg.	Yds.
1. Tony James	1989-92	121	11.0	1332
2. Tom McWilliams	1944, 46-48	55	14.5	795
3. Derek Pegues	2005-08	79	10.0	792
4. Bobby Herrington	1930-31,33	88	8.8	777
5. Marcus Rhoden	1964-66	42	13.9	585

PUNT RETURN AVERAGE (MIN. 25 RET.)

Player	Seasons	Ret.	Yds.	Avg.
1. Frank Dowsing	1970-72	26	395	15.2
2. Tom McWilliams	1944, 46-48	55	795	14.5
3. Marcus Rhoden	1964-66	42	585	13.9
4. Kevin Prentiss	1997-98	31	383	12.4
5. Billy Stacy	1956-58	52	580	11.2

KICKOFF RETURNS

Player	Seasons	Avg.	Yds.	Ret.
1. Derek Pegues	2005-08	22.3	2498	112
2. Tony James	1989-92	23.9	1862	78
3. John Moore	1985-89	17.6	1197	68
4. Glen Young	1979-82	23.3	1538	66
5. Walter Packer	1973-76	19.4	1166	60

KICKOFF RETURN YARDAGE

Player	Seasons	Ret.	Avg.	Yds.
1. Derek Pegues	2005-08	112	22.3	2498
2. Tony James	1989-92	78	23.9	1862
3. Glen Young	1979-82	66	23.3	1538
4. Pig Prather	1998-01	59	23.6	1390
5. Fred Reid	2001-04	61	21.4	1303

KICKOFF RETURN AVG. (MIN. 30 RET.)

Player	Seasons	Ret.	Yds.	Avg.
1. Leon Berry	2009	38	1015	26.7
2. Dan Bland	1963-65	42	1118	26.6
3. Michael Robinson	1986-89	35	850	24.3
4. Tony James	1989-92	78	1862	23.9
5. Billy Stacy	1956-58	35	832	23.8

RUSHING RECORDS

MOST ATTEMPTS

Career: 910, Anthony Dixon (2006-09)

MOST NET YARDS GAINED

Career: 3994, Anthony Dixon (2006-09)

MOST NET YARDS GAINED (QB)

Career: 2280, John Bond (1980-83)

HIGHEST YARDS-PER-RUSH AVERAGE

Career (Min. 200 att.): 6.2, Harvey Johnson (1938-40) [234 for 1442 yards]

Career (Min. 400 att.): 6.0, Michael Haddix (1979-82) [425 for 2558 yards]

HIGHEST YARDS-PER-GAME AVERAGE

Career (Min. 20 games): 106.6, James Johnson (1997-98) [1383 in 23 games]

Career (Min. 40 games): 83.2, Anthony Dixon (2006-09) [3994 in 48 games]

MOST TOUCHDOWNS

Career: 42, Anthony Dixon (2006-09)

MOST 100-YARD GAMES (QB)

Career: 17, Anthony Dixon (2006-09)

MOST CONSECUTIVE 100-YARD GAMES

6, Dicenso Miller (2000)

CAREER RUSHING LEADERS

RUSHING ATTEMPTS

Player	Seasons	Yds.	Avg.	Att.
1. Anthony Dixon	2006-09	3994	4.4	910
2. Michael Davis	1991-94	2721	4.7	578
3. Jerious Norwood	2002-05	3222	5.6	573
4. John Bond	1980-83	2280	4.0	572
5. Don Smith	1983-86	1868	3.9	485
6. Walter Packer	1973-76	2820	5.8	483
7. James Johnson	1997-98	2452	5.4	453
8. Bruce Threadgill	1974-77	1211	2.7	451
9. Dennis Johnson	1974-77	2284	5.3	428
10. Michael Haddix	1979-82	2258	6.0	425

RUSHING TOUCHDOWNS

Player	Seasons	Att.	Yds.	TD
1. Anthony Dixon	2006-09	910	3994	42
2. Michael Davis	1991-94	578	2721	27
3. Jackie Parker	1952-53	201	663	24
John Bond	1980-83	572	2280	24
James Johnson	1997-98	453	2452	24
6. Dontae Walker	1999-02	417	1875	22
7. Don Smith	1983-86	485	1868	21
8. Walter Packer	1973-76	483	2820	20
Michael Haddix	1979-82	425	2558	20
10. Tom McWilliams	1944-48	412	1808	19

INDIVIDUAL CAREER RECORDS



MEDIA INFORMATION

MISSISSIPPI STATE

2010 BULLDOGS

HISTORY

RECORDS

RUSHING YARDAGE

Player	Seasons	Att.	Avg.	Yds.
1. Anthony Dixon	2006-09	910	4.4	3994
2. Jerious Norwood	2002-05	573	5.6	3212
3. Walter Packer	1973-76	483	5.8	2820
4. Michael Davis	1991-94	578	4.7	2721
5. Michael Haddix	1979-82	425	6.0	2558
6. James Johnson	1997-98	453	5.4	2452
7. Dennis Johnson	1974-77	428	5.3	2284
8. John Bond	1980-83	572	4.0	2280
9. Dizenzo Miller	1998-01	403	5.5	2209
10. Kenny Roberts	1989-92	376	5.5	2070
11. Dontae Walker	1999-02	417	4.5	1875
12. Don Smith	1983-86	485	3.9	1868
13. Wayne Jones	1971-73	396	4.3	1865
14. Tom McWilliams	1944-48	412	4.4	1808
15. Hank Phillips	1985-88	382	4.6	1743
16. Keffer McGee	1994-96	323	5.1	1647
17. Lewis Grubbs	1970-72	405	3.9	1580
18. Blondy Black	1940-42	260	6.1	1577
19. Hoyle Granger	1963-65	350	4.4	1534
20. Donald Ray King	1978-81	347	4.2	1452

100-YARD RUSHING GAMES

17 - Anthony Dixon (2006-09)
13 - Jerious Norwood (2002-2005)
12 - Walter Packer (1973-76)
12 - James Johnson (1997-98)
10 - Michael Haddix (1979-82)
10 - Michael Davis (1991-94)
10 - Dizenzo Miller (1998-01)
9 - Don Smith (1983-86)
8 - Dennis Johnson (1974-77)
8 - Keffer McGee (1994-96)
8 - Dontae Walker (1999-02)
7 - Wayne Jones (1971-73)
6 - Hank Phillips (1985-88)
6 - Kevin Bouie (1992-94)
5 - John Bond (1980-83)
5 - Kenny Roberts (1989-92)
4 - Joe Fortunato (1950-52)
4 - Bruce Threadgill (1975-77)
3 - Tom McWilliams (1944-48)
3 - Wally Beech (1949-51)
3 - James Jones (1976-79)
2 - Hoyle Granger (1963-65)
2 - Andy Rhoades (1966-68)
2 - Rockey Felker (1972-74)
2 - Stanley Howell (1976-79)
2 - Dwayne Brown (1977-80)
2 - Rodney Peters (1984-87)
2 - William Prince (1989-91)
2 - Nick Turner (2002-03)

INDIVIDUAL SCORING RECORDS

MOST POINTS SCORED

Career: 276, Anthony Dixon (2006-09)
[46 TD]

MOST POINTS SCORED BY A KICKER

Career: 218, Brian Hazelwood (1995-98)
[48 FG & 67 XP]

MOST TOUCHDOWNS SCORED

Career: 46, Anthony Dixon (2006-09)

MOST POINTS RESPONSIBLE FOR (RUSHING, PASSING & KICKING)

Career: 318, Don Smith (1983-86)
[52 TD & 3 2-pt PAT]

MOST FIELD GOALS ATTEMPTED

Career: 81, Artie Cosby (1983-86)

MOST PAT KICKS MADE

Career: 89, Adam Carlson (2005-08)
89, Brian Hazelwood (1995-98)

MOST PAT KICKS ATTEMPTED

Career: 94, Brian Hazelwood (1995-98)

MOST CONSECUTIVE PAT KICKS MADE

Three Seasons: 47, Adam Carlson (2005-07)

CAREER SCORING LEADERS

SCORING

Player	Seasons	TD	FG	PAT	TP
1. Anthony Dixon	2006-09	46	0	0	276
2. Brian Hazelwood	1995-98	0	43	89	218
3. Artie Cosby	1983-86	0	48	67	211
4. Joel Logan	1987-90	0	41	76	199
5. Jackie Parker	1952-53	24	0	41	185
6. Michael Davis	1991-94	27	0	*2	166
7. Adam Carlson	2005-08	0	25	89	164
8. Scott Westerfield	1999-00	0	30	55	145
9. Tom McWilliams	1944-48	24	0	0	144
John Bond	1980-83	24	0	0	144
James Johnson	1997-98	24	0	0	144

* - 2-point conversions

FIELD GOALS MADE

Player	Seasons	FGA	FGM
1. Artie Cosby	1983-86	81	48
2. Brian Hazelwood	1995-98	73	43
3. Joel Logan	1987-90	61	41
4. Dana Moore	1979-82	51	34
5. Scott Westerfield	1999-00	42	30
6. Adam Carlson	2005-08	42	25
7. Chris Gardner	1989-92	41	24
8. Brent Smith	2002-03	30	24
9. Kinney Jordan	1975-76	40	23
10. Tom Burke	1992-93	23	17

FIELD GOALS ATTEMPTED

Player	Seasons	FGM	FGA
1. Artie Cosby	1983-86	48	81
2. Brian Hazelwood	1995-98	43	73
3. Joel Logan	1987-90	41	61
4. Dana Moore	1979-82	34	51
5. Adam Carlson	2005-08	25	42
6. Scott Westerfield	1999-00	30	42
7. Chris Gardner	1989-92	24	41
8. Kinney Jordan	1975-76	23	40
9. Dave Marler	1977-78	16	35
10. Tim Rogers	1994-95	17	31

FIELD GOAL PCT. (MIN. 25 ATT.)

Player	Seasons	FGM	FGA	Pct.
1. Brent Smith	2002-03	24	30	.800
2. Scott Westerfield	1999-00	30	42	.714
3. Joel Logan	1987-90	41	61	.672
4. Dana Moore	1979-82	34	51	.667
5. Adam Carlson	2005-08	25	42	.595
6. Artie Cosby	1983-86	48	81	.593
7. Brian Hazelwood	1995-98	43	73	.589
8. Chris Gardner	1989-92	24	41	.585
9. Kinney Jordan	1975-76	23	40	.575
10. Tim Rogers	1994-95	17	31	.548

EXTRA POINTS MADE

Player	Seasons	Pct.	Att.	Made
1. Adam Carlson	2005-08	.978	91	89
Brian Hazelwood	1995-99	.947	94	89
3. Joel Logan	1987-90	.905	84	76
4. Bob Morgan	1980-82	.949	78	74
5. Artie Cosby	1983-86	.971	69	67
6. Vic Nickels	1973-74	.952	62	59
7. Scott Westerfield	1999-00	.932	59	55
8. Max Stainbrook	1947-50	.781	64	50
9. Chris Gardner	1989-92	.902	51	46
Tim Rogers	1994-95	.958	48	46

EXTRA POINTS ATTEMPTED

Player	Seasons	Made	Pct.	Att.
1. Brian Hazelwood	1995-98	89	.947	94
2. Adam Carlson	2005-08	89	.978	91
3. Joel Logan	1987-90	76	.905	84
4. Bob Morgan	1980-82	74	.949	78
5. Artie Cosby	1983-86	67	.971	69
6. Max Stainbrook	1947-50	50	.781	64
7. Vic Nickels	1973-74	59	.952	62
8. Scott Westerfield	1999-00	55	.932	59
9. Chris Gardner	1989-92	46	.902	51
10. Jackie Parker	1952-53	41	.820	50

INDIVIDUAL TOTAL OFF. RECORDS

MOST PLAYS

Career: 1237, John Bond (1980-83)

MOST NET YARDS GAINED

Career: 7097, Don Smith (1983-86)

HIGHEST YARDS-PER-GAME AVERAGE

Career: 165.0, Don Smith (1983-86) [7097 in 43 games]

TOUCHDOWNS RESPONSIBLE FOR

(RUSHING & PASSING)

Career: 52, Don Smith (1983-86)

CAREER TOTAL OFF. LEADERS

TOTAL OFFENSE

Player	Seasons	Plays	Rush	Pass	Total
1. Don Smith	1983-86	1223	1868	5229	7097
2. John Bond	1980-83	1237	2280	4621	6901
3. Wayne Madkin	1998-01	1121	146	6336	6482
4. Kevin Fant	2000-03	635	(-207)	5631	5424
5. Derrick Taite	1993-96	924	173	5232	5405
6. Tommy Pharr	1967-69	976	569	3720	4289
7. Tony Shell	1988-90	799	(-139)	4292	4153
8. Anthony Dixon	2006-09	910	3994	0	3994
8. B. Threadgill	1974-77	897	1211	2746	3957
9. Rockey Felker	1972-74	682	815	2961	3776

TDS RESPONSIBLE FOR (RUN & PASS)

Player	Seasons	Rush	Pass	TD
1. Don Smith	1983-86	21	31	52
2. Anthony Dixon	2006-09	46	0	46
3. John Bond	1980-83	24	18	42
4. Wayne Madkin	1998-01	7	34	41
5. Derrick Taite	1993-96	2	38	40
6. Jackie Parker	1952-53	24	15	39
7. Kevin Fant	2000-03	3	33	36
8. Rockey Felker	1972-74	12	23	35
9. Tom McWilliams	1944, '46-48	19	10	29
Tommy Pharr	1967-69	5	24	29
11. Michael Davis	1991-94	27	0	27



INDIVIDUAL SEASON RECORDS

SINGLE-SEASON ALL-PURPOSE RECORDS

MOST PLAYS

Season: 276, Anthony Dixon (2007)

MOST NET YARDS GAINED

Season: 1664, Nick Turner (2003)

HIGHEST YARDS-PER-PLAY AVERAGE

Season: 23.0, Eric Moulds (1994) [55 for 1263 yards]

SINGLE-SEASON ALL-PURPOSE LEADERS

Player	Seasons	Rush	Rec.	KR	PR	Yds.
1. Nick Turner	2003	696	93	565	310	1664
2. Kevin Prentiss	1998	68	681	458	339	1546
3. Anthony Dixon	2009	1391	123	0	0	1514
3. Dicenso Miller	2000	1005	344	62	102	1513
4. James Johnson	1998	1383	98	0	0	1481
5. Keffer McGee	1995	1072	295	0	0	1367
6. Robert Isaac	1996	527	172	469	189	1357
7. Walter Packer	1975	1012	67	242	0	1321
8. Jerious Norwood	2005	1126	96	0	43	1265
9. Robert Isaac	1997	562	56	455	198	1271

DEFENSIVE RECORDS

MOST INTERCEPTIONS

Season: 6, Bobby Bethune (1960); Bill Crick (1969); Walt Harris (1993 & 1994); Izell McGill (1997); **Corey Broomfield (2009)**

MOST INTERCEPTION RETURN YARDS

Season: 145, Johnthan Banks (2009) [4 INT]

HIGHEST YARDS-PER-INTERCEPTION

Season (Min. 4 INT): 36.2, **Johnthan Banks (2009)**
[4 for 145 yards]

MOST TDs ON INTERCEPTION RETURNS

Season: 2, Harper Davis (1948); Walt Harris (1994); Conner Stephens (2000); Derek Pegues (2006); Anthony Johnson (2007); Corey Broomfield (2009); Johnthan Banks (2009)

MOST TOTAL TACKLES

Season: 186, Calvin Zanders (1983)

SEASON DEFENSIVE LEADERS

INTERCEPTIONS

Player	Year	Yds.	Avg.	Int.
1. Bobby Bethune	1960	30	5.0	6
Bill Crick	1969	84	14.0	6
Walt Harris	1993	59	9.8	6
Walt Harris	1994	41	6.8	6
Izell McGill	1997	94	15.7	6
Corey Broomfield	2009	118	19.7	6
6. Billy Murphy	1946	20	4.0	5
Harper Davis	1948	134	26.8	5
Max Stainbrook	1949	91	18.2	5
Sonny Fisher	1963	109	21.8	5
James Carroll	1964	70	14.0	5
Bill Kiser	1966	46	9.2	5
Jim Courtney	1967	47	9.4	5
Ken Phares	1970	63	12.2	5
Steve Freeman	1973	14	2.8	5
Henry Davidson	1976	98	19.8	5
Larry Friday	1980	53	10.6	5
Robert Bean	1998	136	27.2	5
Fred Smoot	1999	13	2.6	5
Fred Smoot	2000	31	6.2	5
Derek Pegues	2007	125	24.0	5

TOTAL TACKLES

Player	Seasons	TT
1. Calvin Zanders	1983	186
2. Billy Jackson	1983	180
3. Reggie Stewart	1990	179
4. John Miller	1982	164
5. James Williams	1988	163
6. James Williams	1989	157
7. Ray Costict	1974	156
Ray Costict	1976	156
9. Ray Costict	1975	155
10. Aaron Pearson	1984	148

SACKS

Player	Seasons	Sacks	Yds.
1. Billy Jackson	1980	17.0	NA
2. Billy Jackson	1981	15.0	NA
Willie Evans	2005	15.0	96
4. Greg Favors	1996	12.5	112
5. Mike McEnany	1981	12.0	NA
Edward Smith	1998	12.0	112
7. Tyrone Keys	1980	10.0	NA
Robert Young	1989	10.0	72
9. Tyrone Keys	1979	9.0	NA
Billy Jackson	1982	9.0	NA

YEARLY DEFENSIVE LEADERS

INTERCEPTIONS

Year	Player	Int.	Yds.	Avg.
1946	Billy Murphy	5	20	4.0
1947	Harper Davis	2	13	6.5
1948	Harper Davis	5	134	26.8
1949	Max Stainbrook	5	91	8.2
1950	Joe Fortunato	3	33	11.0
1951	Dick Rosenberg	4	71	17.8
1952	Ollie Fairchild	3	32	10.7
1953	Jackie Parker	4	22	5.5
1954	Art Davis	4	93	23.3
1955	Jimmy Dodd	2	19	9.5
1956	Jimmy Dodd	2	75	37.5
1957	Tom Miller	4	93	23.3
1958	Billy Stacy	4	14	3.5
1959	Bobby Bethune	2	0	0.0
1960	Bobby Bethune	6	30	5.0
1961	Lee Welch	1	35	35.0
1962	Jonny Windham	2	15	7.5
1963	Sonny Fisher	5	109	21.8
1964	James Carroll	5	70	14.0
1965	Bill Kiser	2	30	15.0
	Jim Courtney	2	14	7.0
	Tommy Corbett	2	1	0.5
1966	Bill Kiser	5	46	9.2
1967	Jim Courtney	5	47	9.4
1968	Al Morrell	2	34	17.0
	Buddy Hardwich	2	6	3.0
1969	Bill Crick	6	84	14.0
1970	Ken Phares	5	63	12.6
1971	Frank Dowsing	3	29	9.7
	Emile Petro	3	9	3.0
1972	John David Calhoun	4	25	6.3
1973	Steve Freeman	5	14	2.8
1974	Steve Freeman	4	56	14.0
1975	Henry Davison	3	17	5.7
	Bobby Wallace	3	9	3.0
	Stan Black	3	8	2.7
1976	Henry Davison	5	98	19.6
1977	Kenny Johnson	4	54	13.5
1978	Kenny Johnson	3	28	9.3
1979	Rob Fesmire	4	18	4.5
1980	Larry Friday	5	53	10.6
1981	Kenneth Johnson	4	25	6.3
1982	Gary Lambert	2	35	17.5
	Kenneth Johnson	2	20	10.0
	Calvin Zanders	2	14	7.0
1983	Billy Jackson	2	45	22.5

INDIVIDUAL SEASON RECORDS



MEDIA INFORMATION

MISSISSIPPI STATE

2010 BULLDOGS

HISTORY

RECORDS

INTERCEPTIONS

Year	Player	Int.	Yds.	Avg.
	Kenneth Johnson	2	0	0.0
	Clay Preacher	2	0	0.0
	Calvin Zanders	2	-4	-2.0
1984	Bruce Plummer	2	15	7.5
	Kirby Jackson	2	8	4.0
	Tom Nichols	2	5	2.5
1985	Brian Hutson	2	24	12.0
	Kirby Jackson	2	15	7.5
1986	Bruce Plummer	3	34	11.3
1987	Michael Taylor	2	9	4.5
1988	Bo Russell	4	36	9.0
1989	Marc Woodard	3	9	3.0
1990	Albert Williams	2	51	25.5
	Lance Aldridge	2	22	11.0
1991	Kelvin Knight	4	58	14.5
	Tony Harris	4	42	10.5
1992	Kelvin Knight	4	90	22.5
	Charlie Davidson	4	66	16.5
1993	Walt Harris	6	59	9.8
1994	Walt Harris	6	41	6.8
1995	Walt Harris	4	62	15.5
1996	Izell McGill	4	71	17.8
1997	Izell McGill	6	94	15.7
1998	Robert Bean	5	136	27.2
1999	Fred Smoot	5	13	2.6
2000	Fred Smoot	5	31	6.2
2001	Korey Banks	4	29	7.3
2002	Korey Banks	3	6	2.0
	Darren Williams	3	44	14.7
2003	Odell Bradley	2	56	28.0
	Eric Fuller	2	13	6.5
2004	Darren Williams	4	31	7.8
2005	Jeramie Johnson	4	51	12.8
2006	Derek Pegues	4	95	23.8
2007	Derek Pegues	5	120	24.0
2008	Derek Pegues	2	23	11.5
	Keith Fitzhugh	2	11	5.5
	Karlin Brown	2	31	15.5
2009	Corey Broomfield	6	118	19.7

TOTAL TACKLES

Year	Player, Pos.	UT	AT	TT
1975	Ray Costict, LB	67	88	155
1976	Ray Costict, LB	96	60	156
1977	Mike Lawrence, LB	71	43	114
1978	Johnie Cooks, LB	73	42	115
1979	Rusty Martin, LB	53	72	125
1980	Don Edwards, LB	58	60	118
1981	Johnie Cooks, LB	78	45	123
1982	John Miller, LB	63	101	164
1983	Calvin Zanders, LB	80	106	186
1984	Aaron Pearson, LB	104	44	148
1985	Aaron Pearson, MLB	70	45	115
1986	Cedric Corse, ILB	86	58	144
1987	Bo Russell, SS	36	49	85
1988	James Williams, ILB	102	61	*163
1989	James Williams, ILB	95	62	157
1990	Reggie Stewart, ILB	100	79	+179
1991	Keo Coleman, ILB	59	55	114
1992	Daniel Boyd, ILB	76	52	128
1993	Juan Long, ILB	68	49	117
1994	Dwayne Curry, ILB	67	56	123
1995	Dwayne Curry, ILB	63	50	113
1996	Paul Lacoste, ILB	75	67	142
1997	Dereck Rush, ILB	53	55	108
1998	Edward Smith, OSE	69	58	127
1999	Barrin Simpson, LB	54	51	105
2000	Mario Haggan, LB	70	62	*132
2001	Mario Haggan, LB	62	33	95
2002	Mario Haggan, LB	66	53	119
2003	T.J. Mawhinney, LB	61	49	110
2004	Slovakia Griffith, DB	37	35	72
2005	Quinton Culberson, LB	49	29	78

2006	Quinton Culberson, LB	52	50	102
2007	Jamar Chaney, LB	35	54	89
2008	Dominic Douglas, LB	51	65	116
2009	Jamar Chaney, LB	39	51	90

SACKS

Year	Player, Pos.	No.	Yds.
1985	Aaron Pearson, LB	6.0	53
1986	Michael Simmons, DT	3.0	NA
1987	Michael Simmons, DT	3.0	16
	Anthony Butts, DT	3.0	13
1988	Darren Martin, LB	5.0	32
1989	Robert Young, DL	10.0	72
1990	Kevin Henry, DE	6.0	51
1991	Nate Williams, NT	7.0	32
1992	Jerome Brown, DE	4.0	22
1993	Herman Carroll, DE	5.0	45
1994	Larry Williams, DE	6.0	45
1995	Larry Williams, DE	6.5	39
1996	Greg Favors, DE	*12.5	112
1997	Greg Favors, DE	7.0	67
1998	Edward Smith, OSE	*12.0	112
1999	Ellis Wyms, DT	5.0	25
2000	Mario Haggan, LB	5.0	47
	Pig Prather, DOG	5.0	42
2001	Mario Haggan, LB	4.0	33
	Conner Stephens, DE	4.0	28
2002	Michael Gholar, DOG	3.0	26
2003	Tommy Kelly, DT	4.0	31
2004	Willie Evans, DE	5.5	25
2005	Willie Evans, DE	*15.0	96
2006	Titus Brown, DE	7.5	54
2007	Titus Brown, DE	8.0	48
2008	K.J. Wright, LB	4.0	41
2009	Pernell McPhee, DE	5.0	24

+ - Led NCAA * - Led SEC

SEASON PASSING RECORDS

MOST ATTEMPTS

Season: 351, Kevin Fant (2003)

MOST COMPLETIONS

Season: 186, Kevin Fant (2003)

MOST CONSECUTIVE COMPLETIONS

One Game: 11, Dave Marler vs. Tenn. (10-28-1978)

Two Games: 17, Dave Marler vs. FSU & Tenn. (1978)

HIGHEST COMPLETION PERCENTAGE

Season (100 att.): .588, Tyson Lee (2009) [130 of 221]

Season (200 att.): .588, Tyson Lee (2008) [130 of 221]

MOST NET YARDS GAINED

Season: 2422, Dave Marler (1978)

MOST TOUCHDOWNS THROWN

Season: 16, Derrick Taite (1995)

CONSECUTIVE GAMES WITH A TD PASS

One Season: 6, Don Smith (1985); Derrick Taite (1995); Kevin Fant (2003)

MOST INTERCEPTIONS THROWN

Season: 21, Kevin Fant (2003)

CONSECUTIVE ATT. WITHOUT AN INT.

One Season: 137, Wesley Carroll (2007)

MOST 300-YARD GAMES

Season: 3, Dave Marler (1978)

200-YARD PASSING GAMES

6	-	Tommy Pharr (1968)
6	-	Dave Marler (1978)
6	-	Derrick Taite (1995)
5	-	Tommy Pharr (1969)
5	-	Don Smith (1985)
5	-	Tony Shell (1988)
5	-	Wayne Madkin (2000)
5	-	Kevin Fant (2003)

SEASON PASSING LEADERS

PASSING YARDAGE

Player	Season	Att.	Cmp.	Pct.	Yds.
1. Dave Marler	1978	287	163	.568	2422
2. Don Smith	1985	312	143	.458	2332
3. Derrick Taite	1995	309	165	.534	2241
4. Kevin Fant	2003	351	186	.530	2151
5. Todd Jordan	1993	294	131	.446	1935
6. Kevin Fant	2002	311	163	.524	1918
7. Tony Shell	1990	293	151	.515	1909
8. Wayne Madkin	2000	246	138	.561	1908
9. Tony Shell	1988	335	153	.457	1884
Wayne Madkin	1999	257	135	.525	1884

PASS ATTEMPTS

Player	Season	Yds.	Pct.	Cmp.	Att.
1. Kevin Fant	2003	2151	.530	186	351
2. Tony Shell	1988	1884	.457	153	335
3. Tommy Pharr	1968	1838	.542	173	319
4. Don Smith	1985	2332	.458	143	312
5. Kevin Fant	2002	1918	.524	163	311
6. Derrick Taite	1995	2241	.534	165	309
7. Joe Reed	1970	1616	.469	138	294
Todd Jordan	1993	1935	.446	131	294
9. Tony Shell	1990	1909	.515	151	293
10. Dave Marler	1978	2422	.568	163	287

PASS COMPLETIONS

Player	Season	Yds.	Att.	Cmp.
1. Kevin Fant	2003	2151	351	186
2. Tommy Pharr	1968	1838	319	173
3. Derrick Taite	1995	2241	309	165
4. Dave Marler	1978	2422	287	163
Kevin Fant	2002	1918	311	163
6. Tony Shell	1988	1884	335	153
Tyson Lee	2008	1519	260	153
8. Tony Shell	1990	1909	293	151
9. Don Smith	1985	2332	312	143
10. Tommy Pharr	1969	1603	258	140

COMPLETION PERCENTAGE (MIN. 50 ATT.)

Player	Season	Att.	Cmp.	Pct.
1. Tyson Lee	2009	221	130	.588
Tyson Lee	2008	260	153	.588
2. Dave Marler	1978	287	163	.568
3. Rockey Felker	1973	106	60	.566
4. Omarr Conner	2006	135	76	.563
5. Wayne Madkin	2000	246	138	.561
6. Charlie Furlow	1962	111	62	.559
7. Tom McWilliams	1948	74	41	.554
8. Matt Wyatt	1999	85	47	.5529
Kevin Fant	2001	170	94	.5529
10. Charlie Furlow	1960	114	63	.5526



INDIVIDUAL SEASON RECORDS

PASSING EFFICIENCY (MIN. 50 ATT.)

Player	Year	Yds.	TD	Int.	P.E.
1. Bruce Threadgill	1976	807	7	4	143.69
2. Sleepy Robinson	1991	1167	8	7	132.93
3. Derrick Taite	1994	1806	14	8	132.67
4. Rockey Felker	1973	782	9	8	131.50
5. Dave Marler	1978	2422	11	17	128.48
6. Kevin Fant	2001	1352	8	9	127.04
7. Wayne Madkin	2000	1908	8	8	125.50
8. Derrick Taite	1995	2241	16	11	124.30
9. John Bond	1982	1591	7	11	123.36
10. Wayne Madkin	1998	1532	11	9	122.10

PASSING YARDS PER GAME

Player	Year	GP	Att.	Cmp.	Yds.	YPG
1. Dave Marler	1978	11	287	163	2422	220.18
2. Don Smith	1985	11	312	143	2332	212.00
3. Derrick Taite	1995	11	309	165	2241	203.73
4. Tommy Pharr	1969	8	258	140	1603	200.38
5. Kevin Fant	2002	10	311	163	1918	191.80
6. Tony Shell	1988	10	335	153	1884	188.40
7. Tommy Pharr	1968	10	319	173	1838	183.80
8. Kevin Fant	2003	12	351	186	2151	179.20
9. Todd Jordan	1993	11	294	131	1935	175.91
10. Tony Shell	1990	11	293	151	1909	173.55

TOUCHDOWN PASSES

Player	Year	Att.	Cmp.	Yds.	No.
1. Derrick Taite	1995	309	165	2241	16
2. Don Smith	1985	312	143	2332	15
3. Derrick Taite	1994	220	110	1806	14
4. Kevin Fant	2003	351	186	2151	14
5. Tony Shell	1988	335	153	1884	13
6. Tommy Pharr	1969	258	140	1603	11
Dave Marler	1978	287	163	2422	11
Todd Jordan	1993	294	131	1935	11
Wayne Madkin	1998	199	96	1532	11
10. four tied with 10					

YEARLY PASSING LEADERS

Year	Player	Att.	Cmp.	Pct.	Yds.	TD
1946	Billy Murphy	60	21	.350	279	5
1947	Tom McWilliams	61	30	.492	360	3
1948	Tom McWilliams	74	41	.554	412	4
1949	Don Robinson	105	29	.276	303	1
1950	Frank Branch	40	24	.600	313	1
1951	Frank Branch	44	20	.455	198	0
1952	Jackie Parker	97	45	.464	811	8
1953	Jackie Parker	69	41	.594	603	7
1954	Bobby Collins	45	20	.444	337	3
1955	Bill Stanton	57	27	.474	554	5
1956	Billy Stacy	71	32	.451	464	3
1957	Billy Stacy	41	13	.317	248	3
1958	Billy Stacy	70	32	.457	388	2
1959	John Corroero	44	21	.477	251	2
1960	Charlie Furlow	114	63	.553	599	2
1961	Charlie Furlow	65	36	.554	389	0
1962	Charlie Furlow	111	62	.559	744	3
1963	Sonny Fisher	74	36	.486	353	2
1964	Ashby Cook	61	35	.574	426	2
1965	Ashby Cook	162	78	.481	1032	8
1966	Don Saget	166	69	.416	753	2
1967	Tommy Pharr	71	26	.366	279	4
1968	Tommy Pharr	319	173	.542	1838	9
1969	Tommy Pharr	258	140	.543	1603	11
1970	Joe Reed	294	138	.469	1616	8
1971	Hal Chealander	155	66	.426	937	2
1972	Rockey Felker	161	74	.460	992	6
1973	Rockey Felker	106	60	.566	782	9
1974	Rockey Felker	155	73	.471	1147	8
1975	Bruce Threadgill	123	43	.350	575	2
1976	Bruce Threadgill	89	45	.506	807	7
1977	Bruce Threadgill	219	91	.416	1317	7
1978	Dave Marler	287	163	.568	2422	11
1979	Tony Black	62	23	.371	363	2

1980	John Bond	133	59	.444	849	5
1981	John Bond	144	65	.451	875	4
1982	John Bond	183	91	.497	1591	7
1983	John Bond	205	92	.449	1306	2
1984	Don Smith	176	75	.426	1236	6
1985	Don Smith	312	143	.458	2332	15
1986	Don Smith	244	120	.492	1609	10
1987	Mike Davis	129	60	.465	779	2
1988	Tony Shell	335	153	.457	1884	13
1989	Tony Shell	87	45	.517	499	2
1990	Tony Shell	293	151	.515	1909	10
1991	Sleepy Robinson	141	77	.546	1167	8
1992	Greg Plump	129	54	.419	863	4
1993	Todd Jordan	294	131	.446	1935	11
1994	Derrick Taite	220	110	.500	1806	14
1995	Derrick Taite	309	165	.534	2241	16
1996	Derrick Taite	171	75	.439	1009	6
1997	Matt Wyatt	201	92	.458	1369	6
1998	Wayne Madkin	199	96	.482	1532	11
1999	Wayne Madkin	257	135	.525	1884	10
2000	Wayne Madkin	246	138	.561	1908	8
2001	Kevin Fant	170	94	.521	1352	8
2002	Kevin Fant	311	163	.524	1918	10
2003	Kevin Fant	351	186	.530	2151	14
2004	Omarr Conner	205	107	.522	1224	6
2005	Omarr Conner	167	86	.515	903	8
2006	Michael Henig	169	74	.438	1201	7
2007	Wesley Carroll	255	134	.525	1392	9
2008	Tyson Lee	260	153	.588	1519	7
2009	Tyson Lee	221	130	.588	1444	4

SEASON PUNTING RECORDS

MOST PUNTS

Season: 95, Dick McGraw (1967)

HIGHEST YARDS-PER-PUNT AVERAGE

Season: 46.5, Andy Russ (1996) [53 for 2466]

SEASON PUNTING LEADERS

PUNTS

Player	Season	Yds.	Avg.	No.
1. Dick McGraw	1967	3567	37.55	95
2. Blake McAdams	2008	3049	38.60	79
3. Lanny Sheffield	1971	3035	39.42	77
Blake McAdams	2007	3024	39.27	77
4. Mike Riley	1989	3078	41.04	75
5. Dick McGraw	1966	2777	39.11	71
6. Blake McAdams	2005	2891	41.89	69
7. Blake McAdams	2006	2598	32.21	68
8. Conn Canale	1969	2550	38.06	67
9. Mike Patrick	1974	2479	39.35	63
Prentiss Cole	2000	2601	41.28	63

PUNTING YARDS

Player	Season	Avg.	No.	Yds.
1. Dick McGraw	1967	37.55	95	3567
2. Mike Riley	1989	41.04	75	3078
3. Blake McAdams	2008	38.60	79	3049
4. Lanny Sheffield	1971	39.42	77	3035
5. Blake McAdams	2007	39.27	77	3024
6. Blake McAdams	2005	41.89	69	2891
7. Dick McGraw	1966	39.11	71	2777
8. Mike Patrick	1973	44.45	60	2667
9. Prentiss Cole	2000	41.28	63	2601
10. Blake McAdams	2006	32.21	68	2598

PUNTING AVERAGE (MIN. 20 ATT.)

Player	Season	No.	Yds.	Avg.
1. Andy Russ	1996	53	2466	46.53
2. Jeff Walker	1997	45	2049	45.53
3. Mike Patrick	1973	60	2667	44.45
4. Jared Cook	2004	49	2143	43.73
5. Todd Jordan	1992	52	2267	43.60
6. Robert Wallis	2003	30	1300	43.33
7. Todd Jordan	1993	51	2175	42.91

8. Jeff Walker	1999	52	2221	42.71
9. Jeff Walker	1998	44	1856	42.20
10. Jared Cook	2002	48	2024	42.17

YEARLY PUNTING LEADERS

Year	Player	No.	Yds.	Avg.
1946	Billy Murphy	24	998	41.6
1947	Tom McWilliams	41	1436	35.0
1948	Tom McWilliams	44	1616	36.7
1949	Jim Pittman	25	1010	40.4
1950	Joe Fortunato	37	1402	37.9
1951	Bobby Collins	55	1854	33.7
1952	Bobby Collins	44	1703	38.7
1953	Bobby Collins	24	930	38.8
1954	Bobby Collins	33	1330	40.3
1955	Art Davis	16	652	40.8
1956	Gil Peterson	20	746	37.3
1957	Gil Peterson	25	920	36.8
1958	Gil Peterson	36	1424	39.6
1959	Bill Schoenrock	48	1827	38.1
1960	Charlie Furlow	38	1273	33.5
1961	Randy Hutto	24	835	34.8
1962	Charlie Furlow	41	1357	33.1
1963	Ode Burrell	41	1532	37.4
1964	James Carroll	56	2048	36.6
1965	Dick McGraw	48	2014	*42.0
1966	Dick McGraw	71	2777	39.1
1967	Dick McGraw	95	3567	37.5
1968	Conn Canale	51	2065	40.5
1969	Conn Canale	67	2550	38.1
1970	Sammy Milner	30	1131	37.7
1971	Lanny Sheffield	77	3035	39.4
1972	Mike Patrick	48	1853	38.6
1973	Mike Patrick	60	2667	44.5
1974	Mike Patrick	63	2479	39.3
1975	Gerald Vaught	60	2150	35.8
1976	Gerald Vaught	62	2473	39.9
1977	Jim Nabers	56	2224	39.7
1978	Jim Nabers	36	1456	40.4
1979	Dana Moore	52	2053	39.5
1980	Dana Moore	52	2104	40.5
1981	Dana Moore	60	2504	41.7
1982	Dana Moore	53	2199	41.5
1983	Tim Cutts	54	2235	41.4
1984	Brian Hutson	42	1572	37.4
1985	Robert Smith	50	1916	38.3
1986	Tommy Parks	38	1513	39.8
1987	Tommy Parks	55	2149	39.1
1988	Mike Riley	36	1453	40.4
1989	Mike Riley	75	3078	41.0
1990	Mike Riley	57	2332	40.9
1991	Mike Riley	42	1660	39.5
1992	Todd Jordan	52	2267	*43.6
1993	Todd Jordan	56	2403	42.9
1994	Andy Russ	50	1906	38.1
1995	Andy Russ	49	2031	41.4
1996	Andy Russ	53	2466	46.5
1997	Jeff Walker	45	2049	45.5
1998	Jeff Walker	44	1856	42.2
1999	Jeff Walker	52	2221	42.7
2000	Prentiss Cole	63	2601	41.3
2001	Jared Cook	60	2445	40.8
2002	Jared Cook	48	2024	42.2
2003	Robert Wallis	30	1300	43.3
2004	Jared Cook	49	2143	*43.7
2005	Blake McAdams	69	2891	41.9
2006	Blake McAdams	68	2598	38.2
2007	Blake McAdams	77	3024	39.3
2008	Blake McAdams	79	3049	38.6
2009	Heath Hutchins	50	1986	39.7

* - Led SEC

INDIVIDUAL SEASON RECORDS



MEDIA INFORMATION

MISSISSIPPI STATE

2010 BULLDOGS

HISTORY

RECORDS

SEASON RECEIVING RECORDS

MOST RECEPTIONS

Season: 74, David Smith (1970)
 Season, Running Back: 37, Justin Griffith (1999)

MOST NET YARDS GAINED

Season: 1035, Mardye McDole (1978)

HIGHEST YARDS-PER-CATCH AVERAGE

Season (Min. 25 rec.): 25.0, Danny Knight (1982)
 [37 for 924 yards]
 Season (Min. 50 rec.): 15.1, David Smith (1969)
 [50 for 756 yards]

HIGHEST YARDS-PER-GAME AVERAGE

Season: 94.5, David Smith (1969) [756 in 8 games]

MOST TOUCHDOWN RECEPTIONS

Season: 9, Justin Jenkins (2003)

CONSECUTIVE GAMES WITH TD CATCH

Season: 5, Justin Jenkins (2003)

MOST 100-YARD GAMES

Season: 5, Mardye McDole (1978), Tony Burks (2006)

100-YARD RECEIVING GAMES

- 5 - Mardye McDole (1978)
- 5 - Tony Burks (2006)
- 4 - David Smith (1969)
- 4 - Bill Buckley (1972)
- 4 - Danny Knight (1982)
- 4 - Justin Jenkins (2003)

SEASON RECEIVING LEADERS

PASS RECEPTIONS

Player	Seasons	Yds.	Avg.	Rec.
1. David Smith	1970	987	13.3	74
2. Sammy Milner	1968	909	14.2	64
	1969	745	11.6	64
4. Eric Moulds	1995	779	12.6	62
	2003	880	14.2	62
6. Brandon McRae	2008	518	10.2	51
7. David Smith	1969	756	15.1	50
8. Mardye McDole	1978	1035	21.6	48
9. Bill Buckley	1972	776	16.5	47
10. Kelvin Love	1999	834	19.4	43

RECEIVING YARDAGE

Player	Year	Rec.	Avg.	Yds.
1. Mardye McDole	1978	48	21.6	1035
2. David Smith	1970	74	13.3	987
3. Danny Knight	1982	37	25.0	924
4. Sammy Milner	1968	64	14.2	909
5. Justin Jenkins	2003	62	14.2	880
6. Tony Burks	2006	35	24.3	850
7. Eric Moulds	1994	39	21.7	845
8. Kelvin Love	1999	43	19.4	834
9. Eric Moulds	1995	62	12.6	779
10. Bill Buckley	1972	47	16.5	776

TOUCHDOWN RECEPTIONS

Player	Year	Rec.	Yds.	Avg.	TD
1. Justin Jenkins	2003	62	880	14.2	9
2. Justin Jenkins	2001	42	661	15.7	8
3. Bill Buckley	1973	41	661	16.1	7
	1978	48	1035	21.6	7
	1982	37	924	25.0	7
	1994	39	845	21.7	7
7. Sammy Milner	1969	64	745	11.6	6
	1970	74	987	13.3	6
	1972	47	776	16.5	6
	1990	32	447	14.0	6
	1995	62	779	12.6	6

YARDS PER RECEPTION (MIN. 20)

Player	Seasons	Rec.	Yds.	YPR
1. Danny Knight	1982	37	924	24.97
2. Tony Burks	2006	35	850	24.28
3. Chris Jones	1993	24	541	22.54
4. Willie Harris	1991	24	529	22.04
5. Eric Moulds	1994	39	845	21.67
6. Mardye McDole	1978	48	1035	21.56
7. Danny Knight	1983	34	671	19.74
8. Kelvin Love	1999	43	834	19.40
9. Kevin Prentiss	1997	20	385	19.25
10. Mardye McDole	1979	20	380	19.00

YEARLY RECEIVING LEADERS

Year	Player	Rec.	Yds.	Avg.	TD
1946	Kermit Davis	11	158	14.4	1
1947	Harper Davis	15	229	15.3	3
1948	Harper Davis	12	94	7.8	1
1949	Murry Alexander	14	131	9.4	1
1950	Steve Clark	14	150	11.5	3
1951	John Katusa	10	73	7.3	0
1952	Norm Duplain	14	265	18.9	0
1953	Art Davis	11	150	13.6	3
1954	Levaine Hollingshead	11	180	16.4	2
1955	Ron Bennett	12	248	20.7	3
1956	Ron Bennett	15	227	15.1	2
1957	Gil Peterson	7	95	13.6	2
1958	P.L. Blake	6	85	14.2	0
1959	Lee Welch	14	127	9.1	0
1960	Lee Welch	12	98	8.2	0
1961	Johnny Baker	22	323	14.7	1
1962	Ode Burrell	24	204	8.5	2
1963	Tommy Inman	12	179	14.9	2
1964	Tommy Inman	21	338	16.1	2
1965	Don Saget	24	373	15.5	4
1966	Marcus Rhoden	31	365	11.8	0
1967	Johnny Woitt	8	82	10.3	2
1968	Sammy Milner	*64	909	14.2	5
1969	Sammy Milner	64	745	11.6	6
1970	David Smith	*74	987	13.3	6
1971	Eric Hoggatt	28	365	13.0	0
1972	Bill Buckley	*47	776	16.5	6
1973	Bill Buckley	*41	661	16.1	7
1974	Howard Lewis	21	330	15.7	1
1975	Gavin Rees	18	292	16.2	2
1976	Robert Chatman	15	277	18.5	3
1977	Mardye McDole	29	510	17.6	2
1978	Mardye McDole	*48	1035	21.6	7

1979	Mardye McDole	20	380	19.0	3
1980	Mardye McDole	19	289	15.2	1
1981	Glen Young	19	263	13.8	1
1982	Danny Knight	37	924	25.0	7
1983	Danny Knight	34	671	19.7	2
1984	Mikel Williams	23	177	7.7	1
1985	Jeff Patton	34	416	12.2	2
1986	Fred Hadley	28	529	18.9	3
1987	Fred Hadley	28	499	17.8	1
1988	Fred Hadley	29	477	16.5	5
1989	Jesse Anderson	21	230	11.0	0
1990	Jerry Bouldin	32	447	14.0	6
1991	Willie Harris	24	529	22.0	1
1992	Willie Harris	35	574	16.4	3
1993	Chris Jones	24	541	22.5	2
1994	Eric Moulds	39	845	21.7	7
1995	Eric Moulds	62	779	12.6	6
1996	Lamont Woodberry	27	305	11.3	2
1997	Lamont Woodberry	24	342	14.2	3
1998	Kevin Prentiss	38	681	17.9	3
1999	Kelvin Love	43	834	19.4	3
2000	Terrell Grindle	31	436	14.1	2
2001	Justin Jenkins	42	661	15.7	8
2002	Ray Ray Bivines	40	511	12.8	4
2003	Justin Jenkins	62	880	14.2	9
2004	Will Prosser	24	328	13.7	0
2005	Will Prosser	28	286	10.2	0
2006	Tony Burks	35	850	24.3	5
2007	Jamayel Smith	33	510	15.5	3
2008	Brandon McRae	51	518	10.2	3
2009	Chad Bumphis	32	375	11.7	4

*Led SEC

SEASON RETURN RECORDS

MOST PUNT RETURNS

Season: 40, Tony James (1989)

MOST PR NET YARDS GAINED

Season: 437, Tony James (1989)

HIGHEST PR YARDS-PER-GAME

Season: 60.7, Bobby Herrington (1933) [425 in 7 g]
 Modern Era: 41.3, Marcus Rhoden (1965) [413 in 10g]

MOST PUNT RETURN TOUCHDOWNS

Season: 3, Marcus Rhoden (1965)

MOST KICKOFF RETURNS

Season: 38, Leon Berry (2009)

MOST KR NET YARDS GAINED

Season: 1015, Leon Berry (2009)

HIGHEST KR YARDS-PER-GAME

Season: 84.6, Leon Berry (2009) [1015 in 12 g]

MOST KICKOFF RETURN TOUCHDOWNS

Season: 1, many times

MOST TOTAL RETURNS

Season: 61, Tony James (1989) [40 PR & 21 KR]

MOST NET YARDS GAINED

Season: 1037, Derek Pegues (2006) [350 PR & 687 KR]

HIGHEST YARDS-PER-RETURN AVERAGE

Season: 26.7, Leon Berry (2009) [38 for 1015 yards]

MOST TOUCHDOWNS

Season: 3, Marcus Rhoden (1965) [3 PR]



INDIVIDUAL SEASON RECORDS

INDIVIDUAL LONG RETURN PLAYS

KICKOFF RETURNS

100, Glen Young vs. LSU (11-15-1980)
100, Fred Reid vs. Memphis (10-11-2003)
99, Carl Sikes vs. LSU (11-25-1933)
98, Dennis Cross vs. Howard (10-3-1936)
96, Jerry Bouldin vs. Southern Mississippi (9-9-1989)
95, Morley Jennings vs. Howard (11-18-1910)
95, Frank Smith vs. Howard (11-18-1910)
95, Blondy Black vs. Mississippi (11-28-1942)
95, Marcus Rhoden vs. Southern Miss. (10-8-1966)
94, Kevin Prentiss vs. Kentucky (9-6-1997)
93, Tom McWilliams vs. Auburn (11-11-1944)

PUNT RETURNS

90, Ken Phares vs. Lamar (10-16-1971)
89, Marcus Rhoden vs. Houston (9-18-1965)
88, Frank Dowsing vs. Alabama (10-30-1971)
87, Glen Young vs. Vanderbilt (9-19-1981)
83, Kevin Prentiss vs. Tennessee (12-5-1998)
81, Derek Pegues vs. Jacksonville St. (10-14-2006)
82, Jim Tait vs. Memphis State (10-1-1955)
80, Harvey Johnson vs. Howard (9-23-1939)
77, Richard Blackmore vs. Kansas State (10-5-1974)
76, Scott Gumina vs. Tulane (9-25-1993)
75, Derek Pegues vs. Ole Miss (11-23-2007)
74, Pete Polovina vs. Auburn (11-4-1950)

SEASON RETURN LEADERS

PUNT RETURNS

Player	Season	Avg	Yds.	Ret.
1. Tony James	1989	10.9	437	40
2. Bobby Herrington	1933	11.2	425	38
3. Tony James	1992	9.9	358	36
4. Eddie Myles	1987	9.2	266	29
5. Nick Turner	2003	11.1	310	28

PUNT RETURN YARDAGE

Player	Season	Ret.	Avg.	Yds.
1. Tony James	1989	40	10.9	437
2. Bobby Herrington	1933	38	11.2	425
3. Marcus Rhoden	1965	19	21.7	413
4. Tony James	1992	36	9.9	358
5. Derek Pegues	2006	25	14.0	350
6. Tony James	1990	23	14.8	341
7. Kevin Prentiss	1998	26	13.0	339
8. Nick Turner	2003	28	11.1	310
9. Glen Young	1981	19	16.2	307
10. Tom McWilliams	1946	19	16.1	306

PUNT RETURN AVERAGE (MIN. 10 RET.)

Player	Season	Ret.	Yds.	Avg.
1. Marcus Rhoden	1965	19	413	21.7
2. Frank Dowsing	1971	14	260	18.6
3. Glen Young	1981	19	307	16.2
4. Tony Kotowski	1951	13	219	16.7
5. Tom McWilliams	1946	19	306	16.1

KICKOFF RETURNS

Player	Season	Avg.	Yds.	Ret.
1. Leon Berry	2009	26.7	1015	38
2. Derek Pegues	2008	22.8	708	31
3. Derek Pegues	2006	23.7	687	29
4. Derek Pegues	2005	20.0	559	28
5. David Smith	1968	21.9	590	27
John Moore	1987	17.2	464	27
Eddie Myles	1988	19.8	535	27

KICKOFF RETURN YARDAGE

Player	Season	Ret.	Avg.	Yds.
1. Leon Berry	2009	38	26.7	1015
2. Derek Pegues	2008	31	22.8	708
3. Derek Pegues	2006	29	23.7	687
4. Michael Robinson	1986	26	24.7	643
5. David Smith	1968	27	21.9	590

6. Fred Reid	2003	25	23.1	577
7. Marcus Rhoden	1966	26	22.0	572
8. Pig Prather	2001	25	22.8	569
9. Nick Turner	2003	24	23.5	565
10. Dan Bland	1964	20	27.9	558

KICKOFF RETURN AVERAGE (MIN. 10 RET.)

Player	Season	Ret.	Yds.	Avg.
1. Eric Moulds	1994	13	426	32.8
2. James Otis Doss	1977	16	450	28.1
3. Dan Bland	1964	20	558	27.9
4. Glen Young	1980	19	525	27.6
5. Pig Prather	1999	12	325	27.1

YEARLY PUNT RETURN LEADERS

Year	Player	Ret.	Yds.	Avg.	TD
1946	Tom McWilliams	19	306	16.1	1
1947	Tom McWilliams	16	226	14.1	1
1948	Tom McWilliams	11	100	9.1	0
1949	Max Stainbrook	16	103	6.4	--
1950	Norm Duplain	15	212	14.1	--
1951	Tony Kotowski	13	217	16.7	--
1952	Charles Caven	22	153	7.0	--
1953	Jackie Parker	17	156	9.2	0
1954	Bobby Collins	13	137	10.5	--
1955	Jim Tait	3	103	34.3	--
1956	Billy Stacy	24	290	+12.1	1
1957	Billy Stacy	17	144	8.5	0
1958	Billy Stacy	11	146	13.3	0
1959	Billy Hill	6	85	14.2	0
1960	Billy Tohill	5	43	8.6	0
1961	Billy Hill	7	47	6.7	0
1962	Ode Burrell	10	102	10.2	0
1963	Ode Burrell	15	163	10.9	0
1964	Dan Bland	17	115	6.8	0
1965	Marcus Rhoden	19	413	*21.7	3
1966	Marcus Rhoden	22	170	7.7	0
1967	Conn Canale	9	76	8.4	0
1968	David Smith	9	98	10.9	0
1969	David Smith	6	54	9.0	0
1970	David Smith	5	40	8.0	0
1971	Frank Dowsing	14	260	18.6	2
1972	Frank Dowsing	12	135	11.3	1
1973	Steve Freeman	8	50	6.3	0
1974	Richard Blackmore	12	126	10.5	1
1975	Stan Black	14	64	4.6	0
1976	Stan Black	16	196	12.3	0
1977	Henry Davison	18	97	5.4	0
1978	Richard Blackmore	11	155	*14.1	0
1979	Kenny Johnson	15	71	4.7	0
1980	Mardye McDole	23	251	10.9	1
1981	Glen Young	19	307	+16.2	2
1982	Glen Young	27	205	7.6	0
1983	Danny Knight	9	73	8.1	0
1984	Orlando Lundie	22	189	8.6	0
1985	Orlando Lundie	13	46	3.5	0
1986	Milton Smith	10	40	4.0	0
1987	Eddie Myles	29	266	9.2	0
1988	Eddie Myles	16	126	7.9	0
1989	Tony James	40	437	10.9	0
1990	Tony James	23	341	*14.8	2
1991	Tony James	22	196	8.9	0
1992	Tony James	36	358	10.0	1
1993	Scott Gumina	13	180	13.8	1
1994	Bernard Euell	25	199	8.0	0
1995	Bernard Euell	11	57	5.2	0
1996	Robert Isaac	19	189	9.9	0
1997	Robert Isaac	23	198	8.6	0
1998	Kevin Prentiss	26	339	*13.0	1
1999	Pig Prather	17	125	7.4	0
2000	Larry Huntington	22	212	9.6	0
2001	Ray Ray Bivines	12	125	10.4	0
2002	Korey Banks	20	200	10.0	0
2003	Nick Turner	28	310	11.1	0
2004	Jonathan Lowe	17	195	11.5	1

2005	Jerious Norwood	4	43	10.8	0
2006	Derek Pegues	25	350	14.0	1
2007	Derek Pegues	27	268	9.9	1
2008	Derek Pegues	26	172	6.6	0
2009	Leon Berry	9	69	7.7	0

YEARLY KICK RETURN LEADERS

Year	Player	Ret.	Yds.	Avg.	TD
1946	Harper Davis	5	142	28.4	--
1947	Harper Davis	7	117	16.7	--
1948	Carl Scheider	2	96	48.0	--
1949	Cliff O'Connor	10	161	16.1	--
1950	Norm Duplain	11	226	20.5	--
1951	Norm Duplain	9	248	27.6	--
1952	Jackie Parker	13	305	23.5	0
1953	Jackie Parker	6	121	20.2	0
1954	Bobby Collins	8	109	13.6	--
1955	William E. Morgan	10	239	23.9	--
1956	Billy Stacy	12	248	20.7	0
1957	Billy Stacy	11	273	24.8	0
1958	Billy Stacy	12	309	25.8	0
1959	Willie Daniel	10	226	22.6	0
1960	Pat Shute	11	263	23.9	0
1961	Jimmy Jenkins	7	146	20.9	0
1962	Ode Burrell	11	225	20.5	0
1963	Ode Burrell	10	261	26.1	0
1964	Dan Bland	20	558	+27.9	1
1965	Dan Bland	20	499	*25.0	0
1966	Marcus Rhoden	26	572	+22.0	1
1967	Tommy Garrison	11	202	18.4	0
1968	David Smith	27	590	*21.9	0
1969	David Smith	16	394	24.6	0
1970	Frank Dowsing	16	371	23.2	0
1971	Lewis Grubbs	18	336	18.7	0
1972	Ken Phares	25	544	21.8	0
1973	Walter Packer	26	547	*21.0	0
1974	Steve Wohlert	10	203	20.3	0
1975	Walter Packer	12	242	20.2	0
1976	Walter Packer	12	195	16.3	0
1977	James Otis Doss	16	450	28.1	0
1978	Willie Jackson	12	222	18.5	0
1979	James Jones	8	199	24.9	1
1980	Glen Young	19	525	*27.6	1
1981	Glen Young	18	407	22.6	0
1982	Glen Young	20	431	21.6	0
1983	Danny Knight	9	201	22.3	0
1984	John Lowe	16	329	20.6	0
1985	John Moore	25	524	21.0	0
1986	Michael Robinson	26	643	24.7	0
1987	John Moore	27	464	17.2	0
1988	Eddie Myles	27	535	19.8	0
1989	Tony James	21	477	22.7	0
1990	Tony James	18	432	24.0	0
1991	Tony James	21	515	24.5	0
1992	Tony James	18	438	24.3	0
1993	Kenny Causey	8	163	20.4	0
1994	Eric Moulds	13	426	+32.8	0
1995	Eric Moulds	9	259	28.8	0
1996	Robert Isaac	20	469	23.5	0
1997	Robert Isaac	20	455	22.8	0
1998	Kevin Prentiss	19	458	24.1	1
1999	Pig Prather	12	325	27.1	0
2000	Pig Prather	14	321	22.9	0
2001	Pig Prather	25	569	22.8	0
2002	Fred Reid	18	441	24.5	0
2003	Fred Reid	25	577	23.1	1
2004	Jonathan Lowe	19	343	18.1	0
2005	Derek Pegues	28	559	20.0	0
2006	Derek Pegues	29	687	23.7	0
2007	Derek Pegues	24	544	22.7	0
2008	Derek Pegues	31	708	22.8	0
2009	Leon Berry	38	1015	26.7	1

+ - Led NCAA * - Led SEC

INDIVIDUAL SEASON RECORDS



MEDIA INFORMATION

MISSISSIPPI STATE

2010 BULLDOGS

HISTORY

RECORDS

RUSHING RECORDS

MOST ATTEMPTS

Season: 287, Anthony Dixon (2007)

MOST NET YARDS GAINED

Season: 1391, Anthony Dixon (2009)

MOST NET YARDS GAINED (QB)

Season: 740, Don Smith (1986)

MOST NET YARDS GAINED (FRESHMAN)

Season: 720, John Bond (1980)

HIGHEST YARDS-PER-RUSH AVERAGE

Season (Min. 90 att.): 6.9, Blondy Black (1942) [94 for 646 yards]

Season (Min. 100 att.): 6.7, Michael Haddix (1982) [122 for 813 yards]

MOST 100-YARD GAMES (QB)

Season: 5, Don Smith (1986)

MOST CONSECUTIVE 100-YARD GAMES

Season: 6, Dicenso Miller (2000)

100-YARD RUSHING GAMES

- 8 - Anthony Dixon (2009)
- 7 - James Johnson (1998)
- 7 - Wayne Jones (1973)
- 6 - Walter Packer (1974)
- 6 - Dontae Walker (2000)
- 6 - Dicenso Miller (2000)
- 6 - Don Smith (1986)
- 5 - Jerious Norwood (2005)
- 5 - Jerious Norwood (2004)
- 5 - Michael Davis (1994)
- 5 - Keffer McGee (1995)

SEASON RUSHING LEADERS

RUSHING ATTEMPTS

Player	Year	Yds.	Avg.	Att.
1. Anthony Dixon	2007	1066	3.7	287
2. Anthony Dixon	2009	1391	5.4	257
3. James Johnson	1998	1383	5.9	236
4. Keffer McGee	1995	1072	4.6	235
5. James Johnson	1997	1069	4.9	217
6. Wayne Jones	1973	1193	5.6	212
7. Michael Davis	1993	883	4.3	205
8. Anthony Dixon	2008	869	4.4	197
9. Michael Davis	1994	929	4.7	196
10. Jerious Norwood	2004	1050	5.4	195

RUSHING YARDAGE

Player	Year	Att.	Avg.	Yds.
1. Anthony Dixon	2009	257	5.4	1391
2. James Johnson	1998	236	5.9	1383
3. Wayne Jones	1973	212	5.6	1193
4. Jerious Norwood	2005	191	5.9	1126
5. Keffer McGee	1995	235	4.6	1072
6. James Johnson	1997	217	4.9	1069
7. Anthony Dixon	2007	287	3.7	1066
8. Jerious Norwood	2004	195	5.4	1050
9. Walter Packer	1975	180	5.6	1012
10. Dicenso Miller	2000	160	6.3	1005

RUSHING YARDS PER GAME

Player	Year	GP	Yds.	YPG
1. Anthony Dixon	2009	11	1391	126.5
2. James Johnson	1998	12	1383	115.30
3. Wayne Jones	1973	11	1193	108.45
4. Jerious Norwood	2005	11	1126	102.36
5. Keffer McGee	1995	11	1072	97.45
6. James Johnson	1997	11	1069	97.18
7. Jerious Norwood	2004	11	1050	95.45
8. Walter Packer	1975	11	1012	92.00
9. Dicenso Miller	2000	11	1005	91.36
10. Walter Packer	1974	11	994	90.36

RUSHING TOUCHDOWNS

Player	Year	Att.	Yds.	TD
1. Jackie Parker	1952	126	455	16
2. Harry Furman	1907	NA	NA	14
Anthony Dixon	2007	287	1066	14
3. John Bond	1983	164	612	13
Keffer McGee	1995	235	1072	13
6. Anthony Dixon	2009	257	1391	12
James Johnson	1998	236	1383	12
James Johnson	1997	217	1069	12
8. Tom McWilliams	1944	77	400	11
9. Dicenso Miller	2000	160	1005	10
Michael Davis	1994	196	929	10
James Jones	1978	130	687	10

YEARLY RUSHING LEADERS

Year	Player	Att.	Yds.	Avg.	TD
1946	Tom McWilliams	77	347	4.5	2
1947	Tom McWilliams	137	625	4.6	5
1948	Tom McWilliams	121	436	3.6	1
1949	Wally Beech	90	403	4.5	5
1950	Wally Beech	111	529	4.8	2
1951	Wally Beech	98	421	4.3	5
	Bill Stewart	117	421	3.6	--
1952	Joe Fortunato	128	779	6.1	5
1953	Charles Evans	109	549	5.0	2
1954	Art Davis	132	670	5.1	9
1955	Jim Harness	90	497	5.5	4
1956	Billy Stacy	138	613	4.4	6
1957	Molly Halbert	76	386	5.1	7
1958	Jack Batte	62	292	4.7	3
1959	Billy Hill	63	257	4.1	3
1960	Mackie Weaver	88	354	4.0	3
1961	Billy Hill	85	337	4.0	2
1962	Ode Burrell	71	310	4.4	5
1963	Hoyle Granger	113	481	4.3	7
1964	Hoyle Granger	129	604	4.7	2
1965	Hoyle Granger	108	449	4.2	3
1966	Andy Rhoades	75	295	3.9	1
1967	Tommy Pharr	136	326	2.4	1
1968	Tommy Pharr	141	239	1.7	3
1969	Steve Whaley	89	275	3.1	7
1970	Lewis Grubbs	155	644	4.2	7
1971	Lewis Grubbs	134	419	3.1	3
1972	Melvin Barkum	132	522	4.0	6
1973	Wayne Jones	212	1193	5.6	6
1974	Walter Packer	157	994	6.3	6
1975	Walter Packer	180	1012	5.6	7
1976	Dennis Johnson	152	859	5.7	6
1977	Dennis Johnson	114	529	4.6	2
1978	James Jones	130	687	5.3	10
1979	Fred Collins	128	591	4.6	4
1980	Michael Haddix	133	724	5.4	5
1981	Michael Haddix	110	622	5.7	3
1982	Michael Haddix	122	813	6.7	8
1983	John Bond	164	612	3.7	13
1984	Don Smith	128	545	4.3	9
1985	Don Smith	190	554	2.9	6
1986	Don Smith	159	740	4.7	6
1987	Hank Phillips	184	848	4.6	8
1988	Jesse Anderson	102	468	4.6	0
1989	Kenny Roberts	108	511	4.7	4

1990	Kenny Roberts	93	523	5.6	3
1991	Sleepy Robinson	154	543	3.5	5
1992	Kenny Roberts	106	597	5.6	0
1993	Michael Davis	205	883	4.3	7
1994	Michael Davis	196	929	4.7	10
1995	Keffer McGee	235	1072	4.6	13
1996	Robert Isaac	117	527	4.5	3
1997	James Johnson	217	1069	4.9	12
1998	James Johnson	236	1383	5.9	12
1999	Dontae Walker	76	384	5.1	3
2000	Dicenso Miller	160	1005	6.3	10
2001	Dicenso Miller	132	676	5.1	4
2002	Justin Griffith	91	471	5.2	2
2003	Nick Turner	123	696	5.7	7
2004	Jerious Norwood	195	1050	5.4	7
2005	Jerious Norwood	191	1126	5.9	6
2006	Anthony Dixon	169	668	4.0	9
2007	Anthony Dixon	287	1066	3.7	14
2008	Anthony Dixon	197	869	4.4	7
2009	Anthony Dixon	257	1391	5.4	12

INDIVIDUAL SCORING RECORDS

MOST POINTS SCORED

Season: 120, Jackie Parker (1952) [16 TD & 24 XP]

MOST POINTS SCORED BY A KICKER

Season: 77, Brian Hazelwood (1998) [15 FG & 32 XP]

MOST TOUCHDOWNS SCORED

Season: 16, Jackie Parker (1952), Anthony Dixon (2007)

MOST POINTS RESPONSIBLE FOR

Season: 168, Jackie Parker (1952) [24 TD & 24 PAT]

MOST FIELD GOALS MADE

Season: 18, Scott Westerfield (1999)

MOST FIELD GOALS ATTEMPTED

Season: 27, Chris Gardner (1992)

MOST PAT KICKS MADE

Season: 37, Scott Westerfield (2000)

MOST PAT KICKS ATTEMPTED

Season: 39, Scott Westerfield (2000)

MOST CONSECUTIVE PAT KICKS MADE

One Season: 31, Kinney Jordan (1976)

SEASON SCORING LEADERS

SCORING

Player	Year	TD	FG	PAT	TP
1. Jackie Parker	1952	16	0	24	120
2. Anthony Dixon	2007	16	0	0	96
3. Keffer McGee	1995	15	0	*1	92
4. Harry McArthur	1914	15	0	0	90
5. Tom McWilliams	1944	14	0	0	84
James Jones	1978	13	0	*3	84

* - 2-point conversions

FIELD GOALS MADE

Player	Year	FGA	FGM
1. Scott Westerfield	1999	24	18
2. Tom Burke	1993	23	17
3. Brian Hazelwood	1997	26	16
Brent Smith	2002	20	16
5. Chris Gardner	1992	27	15
Brian Hazelwood	1998	24	15



INDIVIDUAL SEASON RECORDS

FIELD GOALS ATTEMPTED

Player	Year	FGM	FGA
1. Chris Gardner	1992	15	27
2. Brian Hazelwood	1997	16	26
3. Dave Marler	1977	13	26
4. Brian Hazelwood	1998	15	24
Scott Westerfield	1999	18	24

EXTRA POINTS MADE

Player	Year	Pct.	Att.	Made
1. Scott Westerfield	2000	.949	39	37
2. Vic Nickels	1974	.947	38	36
3. Tim Rogers	1994	.944	36	34
4. Chris Gardner	1991	.943	35	33
Adam Carlson	2007	.971	34	33

EXTRA POINTS ATTEMPTED

Player	Year	Made	Pct.	Att.
1. Scott Westerfield	2000	37	.949	39
2. Vic Nickels	1974	36	.947	38
3. Ted Shuff	1946	30	.789	38
4. Chris Gardner	1991	33	.943	35
Tim Rogers	1994	34	.944	35
Brian Hazelwood	1998	32	.914	35
7. Adam Carlson	2007	33	.971	34
8. Kinney Jordan	1976	31	1.000	31
9. Bob Morgan	1980	29	.967	30
10. Bob Morgan	1982	27	.931	29

YEARLY SCORING LEADERS

Year	Player	TD	PAT	FG	Pts.
1946	Wallace Matulich	7	0	0	42
1947	Harper Davis	7	0	0	42
1948	Harper Davis	3	0	0	18
1949	Wally Beech	5	0	0	30
1950	Tom Rushing	7	0	0	42
1951	Wally Beech	5	0	0	30
1952	Jackie Parker	16	24	0	+120
1953	Jackie Parker	8	17	0	65
1954	Art Davis	10	0	0	6
1955	William E. Morgan	5	13	0	43
1956	Billy Stacy	6	0	0	36
1957	Molly Halbert	7	0	0	42
1958	Billy Stacy	3	2	0	20
1959	Billy Hill	3	0	0	18
1960	Billy Hill	3	#1	0	20
1961	Sammy Dantone	1	#8	4	27
1962	Ode Burrell	5	0	0	30
1963	Ode Burrell	7	0	0	42
1964	Marcus Rhoden	7	0	0	42
1965	Marcus Rhoden	7	0	0	42
1966	Don Saget	3	0	0	18
1967	Johnny Woitt	3	0	0	18
1968	Sammy Milner	5	0	0	30
1969	Steve Whaley	7	0	0	42
1970	Lewis Grubbs	8	0	0	48
1971	Glenn Ellis	0	12	6	30
1972	Melvin Barkum	6	0	0	36
1973	Vic Nickels	0	23	8	47
1974	Rockey Felker	7	#2	0	46
1975	Kinney Jordan	0	14	13	53
1976	Kinney Jordan	0	31	10	61
1977	Dave Marler	0	18	13	57
1978	James Jones	13	#3	0	84
1979	Fred Collins	4	#1	0	26
1980	Mardye McDole	7	0	0	42
1981	Dana Moore	0	0	10	30
1982	Michael Haddix	9	0	0	54
1983	John Bond	13	0	0	78
1984	Artie Cosby	0	17	13	56
1985	Artie Cosby	0	18	11	51
1986	Artie Cosby	0	21	12	57
1987	Joel Logan	0	17	12	53
1988	Joel Logan	0	17	11	50
1989	Joel Logan	0	23	8	47

1990	Joel Logan	0	19	10	49
1991	Chris Gardner	0	33	9	60
1992	Chris Gardner	0	13	15	58
1993	Tom Burke	0	18	17	69
1994	Tim Rogers	0	34	12	70
1995	Keffer McGee	15	#1	0	92
1996	Brian Hazelwood	0	25	8	49
1997	James Johnson	12	0	0	72
1998	Brian Hazelwood	0	32	15	77
1999	Scott Westerfield	0	18	18	72
2000	Scott Westerfield	0	37	12	73
2001	Justin Jenkins	8	#1	0	50
2002	Brent Smith	0	16	16	64
2003	Justin Jenkins	9	#1	0	56
2004	Jerious Norwood	7	0	0	42
2005	Jerious Norwood	8	0	0	48
2006	Anthony Dixon	9	0	0	54
2007	Anthony Dixon	16	0	0	96
2008	Anthony Dixon	9	0	0	54
2009	Anthony Dixon	12	0	0	72

- Total includes made two-point conversions + - Led NCAA

INDIVIDUAL TOTAL OFFENSE RECORDS

MOST PLAYS

Season: 502, Don Smith (1985)

MOST NET YARDS GAINED

Season: 2886, Don Smith (1985)

HIGHEST YARDS-PER-GAME AVERAGE

Season: 262.4, Don Smith (1985) [2886 in 11 games]

TOUCHDOWNS RESPONSIBLE FOR

(RUSHING & PASSING)

Season: 24, Jackie Parker (1952)

SEASON TOTAL OFFENSE LEADERS

TOTAL OFFENSE

Player	Year	Rush	Pass	Total
1. Don Smith	1985	554	2332	2886
2. Dave Marler	1978	(-31)	2422	2391
3. Don Smith	1986	740	1609	2349
4. Derrick Taite	1995	16	2241	2257
5. John Bond	1982	609	1591	2200
6. Wayne Madkin	2000	179	1908	2087
7. Tommy Pharr	1968	239	1838	2077
8. Matt Wyatt	1997	(-178)	2199	2021
9. Kevin Fant	2003	(-149)	2151	2002
10. Joe Reed	1970	316	1616	1932

TDS RESPONSIBLE FOR

Player	Year	Rush	Pass	TD
1. Jackie Parker	1952	16	8	24
2. Don Smith	1985	6	15	21
3. Don Smith	1986	6	10	16
Derrick Taite	1995	0	16	16
Kevin Fant	2003	2	14	16
6. Jackie Parker	1953	8	7	15
Joe Reed	1970	7	8	15
Rockey Felker	1974	7	8	15
John Bond	1983	13	2	15
Don Smith	1984	9	6	15
Derrick Taite	1994	1	14	15

YEARLY LEADERS

Year	Player	Rush	Pass	Plays	Yds	TD
1946	Wallace Matulich	107	507	--	614	
1947	Tom McWilliams	625	360	198	985	8
1948	Tom McWilliams	436	412	195	848	5
1949	Wally Beech	403	0	90	403	5
1950	Wally Beech	529	0	111	529	2
1951	Wally Beech	421	0	98	421	5
	Bill Stewart	421	0	117	421	--
1952	Jackie Parker	455	811	223	1266	24
1953	Jackie Parker	208	603	144	811	15
1954	Art Davis	670	25	137	695	10
1955	Bill Stanton	135	554	121	689	6
1956	Billy Stacy	613	464	209	1077	9
1957	Billy Stacy	350	248	151	598	4
1958	Billy Stacy	269	388	177	657	5
1959	Billy Hill	257	248	125	505	4
1960	Charlie Furlow	(-50)	599	167	549	2
1961	Billy Hill	337	299	138	636	3
1962	Charlie Furlow	(-35)	744	178	709	3
1963	Sonny Fisher	220	353	142	573	3
1964	Hoyle Granger	604	0	130	604	2
1965	Ashby Cook	65	1032	231	1097	11
1966	Don Saget	150	753	257	903	5
1967	Tommy Pharr	326	279	207	605	5
1968	Tommy Pharr	239	1838	460	*2077	12
1969	Tommy Pharr	4	1603	309	1607	12
1970	Joe Reed	316	1616	449	1932	15
1971	Hal Chealander	(-96)	937	209	841	2
1972	Melvin Barkum	522	591	228	1113	8
1973	Wayne Jones	1193	0	212	1193	6
1974	Rockey Felker	446	1147	304	*1593	15
1975	Walter Packer	1012	0	180	1012	7
1976	Bruce Threadgill	554	807	249	1361	11
1977	Bruce Threadgill	274	1317	362	1591	8
1978	Dave Marler	(-31)	2422	375	*2391	12
1979	Dwayne Brown	378	274	155	652	3
1980	John Bond	720	849	264	1569	10
1981	John Bond	339	875	277	1214	6
1982	John Bond	609	1591	327	2200	11
1983	John Bond	612	1306	369	1918	15
1984	Don Smith	545	1236	304	1781	15
1985	Don Smith	554	2332	502	*2886	21
1986	Don Smith	740	1609	403	*2349	16
1987	Hank Phillips	848	0	184	848	8
1988	Tony Shell	(-55)	1884	363	1829	13
1989	Kenny Roberts	511	0	108	511	4
1990	Tony Shell	(-66)	1909	333	1843	10
1991	Sleepy Robinson	543	1167	295	1710	13
1992	Greg Plump	112	863	209	975	7
1993	Todd Jordan	(-13)	1935	336	1922	12
1994	Derrick Taite	51	1806	286	1857	15
1995	Derrick Taite	16	2241	370	2257	16
1996	Derrick Taite	6	1009	212	1015	6
1997	Matt Wyatt	(-178)	2199	237	2021	6
1998	Wayne Madkin	(-36)	1532	260	1496	13
1999	Wayne Madkin	(-1)	1884	308	1883	10
2000	Wayne Madkin	179	1908	315	2087	13
2001	Kevin Fant	9	1352	120	1361	8
2002	Kevin Fant	(-69)	1918	224	1849	10
2003	Kevin Fant	(-149)	2151	256	2002	16
2004	Omarr Conner	115	1224	174	1339	7
2005	Jerious Norwood	1126	0	191	1317	6
2006	Michael Henig	18	1201	187	1219	7
2007	Wesley Carroll	67	1392	302	1459	9
2008	Tyson Lee	37	1519	322	1556	8
2009	Tyson Lee	175	1444	295	1619	6

* - Led SEC (ranked on yards-per-game since 1970)

INDIVIDUAL GAME RECORDS



MEDIA INFORMATION

MISSISSIPPI STATE

2010 BULLDOGS

HISTORY

RECORDS

ALL-PURPOSE RECORDS

MOST PLAYS

Game: 40, Michael Davis vs. Ole Miss (11-27-1993)

MOST NET YARDS GAINED

Game: 344, Nick Turner vs. Tennessee (11-15-2003)

HIGHEST YARDS-PER-PLAY AVERAGE

Game (Min. 5 plays): 34.0, Eric Moulds vs. Tulane (10-22-1994) [7 for 238 yds]

Game (Min. 10 plays): 23.3, Kevin Prentiss vs. Tenn. (12-5-1998) [10 for 233 yds]

INDIVIDUAL SINGLE-GAME HIGHS

YDS.	PLAYER	OPPONENT	SITE	YEAR	ADDITIONAL STATS
344	Nick Turner	Tennessee	Knoxville	2003	41 rush / 37 receive / 163 KOR / 103 PR
312	James Johnson	Alabama	Starkville	1998	237 rush / 75 receive
266	Anthony Dixon	Kentucky	Lexington	2009	252 rush/14 receive
265	Jerious Norwood	Houston	Starkville	2005	247 rush / 9 receive / 9 PR
265	David Smith	LSU	Baton Rouge	1969	-12 rush / 102 receive / 175 KOR
258	Eric Moulds	LSU	Baton Rouge	1994	95 receive / 163 KOR
238	Eric Moulds	Tulane	Starkville	1994	160 receive / 78 KOR
233	Kevin Prentiss	Tennessee	Atlanta	1998	27 receive / 152 PR / 54 KOR
231	David Smith	Mississippi	Starkville	1969	194 receive / 37 KOR
231	Dennis Johnson	Memphis State	Memphis	1974	198 rush / 33 receive
230	Jerious Norwood	Ole Miss	Starkville	2005	204 rush / 5 receive / 21 PR
225	Robert Isaac	Georgia	Starkville	1996	93 rush / 29 receive / 103 KOR
219	Fred Reid	Kentucky	Starkville	2002	34 rush / 9 rec. / 176 KOR
217	Kevin Bouie	Kentucky	Lexington	1994	217 rush
216	Dontae Walker	Mississippi	Oxford	2000	121 rush / 95 KOR
215	David Smith	Texas Tech	Jackson	1970	215 receive
214	Danny Knight	Florida	Gainesville	1982	6 rush / 208 receive
212	Nick Turner	Tulane	New Orleans	2003	155 rush / 44 KOR / 13 PR
211	Eric Moulds	Tennessee	Knoxville	1995	183 receive / 28 KOR
210	James Jones	LSU	Jackson	1978	162 rush / 48 receive
209	James Johnson	Kentucky	Lexington	1998	207 rush
208	Jamaye Smith	Arkansas	Little Rock	2007	208 receive
208	Sammy Milner	Texas Tech	Jackson	1968	208 receive
206	Robert Isaac	Central Florida	Starkville	1997	12 rush / 176 KOR / 18 PR
203	Kenny Roberts	Memphis State	Memphis	1990	127 rush / 76 receive
203	Keffer McGee	NE Louisiana	Starkville	1995	181 rush / 22 receive
201	Jerious Norwood	UAB	Starkville	2004	201 rush
200	David Smith	Auburn	Auburn	1969	62 receive / 138 KOR
200	Robert Isaac	NE Louisiana	Starkville	1996	103 rush / 18 rec. / 59 PR / 20 KOR

DEFENSIVE RECORDS

MOST INTERCEPTIONS

Game: *4, Jack Nix vs. Arkansas (1939)

Game (Modern Era): 3, Billy Murphy vs. Ole Miss (1946); Henry Davison vs. Auburn (1976); Billy Stacy vs. Ole Miss (1958); Darren Williams vs. Troy State (2002); Jeramie Johnson vs. Ole Miss (2005)

MOST INTERCEPTION RETURN YARDS

Game: 120, Johnthan Banks vs. Florida (2009) [2 INT]

HIGHEST YARDS-PER-INTERCEPTION

Game (Min. 2 INT): 60.0, Johnthan Banks vs. Florida (2009) [2 for 120 yards]

MOST TDs ON INTERCEPTION RETURNS

Game: 2, Johnthan Banks vs. Florida (10-24-2009)

MOST TOTAL TACKLES

Game: 29, Ray Costic vs. Kentucky (10-9-1976)

MOST SACKS

Game: 5.5, Greg Favors vs. Ole Miss (11-30-1996)

INDIVIDUAL LONG PLAYS

INTERCEPTION RETURNS

100, Johnthan Banks vs. Florida (10-24-2009)

100, Anthony Johnson vs. Alabama (11-10-2007)

97, Jack Nix vs. Mississippi (11-26-1938)

95, Larry Buie vs. Florida (9-29-1973)

95, Red McElveen vs. Auburn (11-12-1927)

90, Anthony Derricks vs. Auburn (11-1-1997)

88, James Stuart vs. Murray State (11-2-1946)

85, Ben Griffin vs. Birmingham-Southern (11-4-1939)

81, Eugene Clinton vs. Kentucky (11-4-2000)

70, Robert Bean vs. Tennessee (12-5-1998)

70, Ken Phares vs. LSU (11-18-1972)

68, Charlie Davidson vs. LSU (9-10-1994)

PASSING RECORDS

MOST ATTEMPTS

Game: 53, Joe Reed vs. LSU (11-14-1970)

MOST COMPLETIONS

Game: 32, Tommy Pharr vs. Alabama (11-1-1969)

MOST CONSECUTIVE COMPLETIONS

One Game: 11, Dave Marler vs. Tennessee (10-28-1978)

HIGHEST COMPLETION PERCENTAGE

Game (9 att.): 1.000, Jackie Parker vs. Ole Miss (1953) [9 of 9]

Game (15 att.): .813, John Bond vs. Tulane (1982) [13 of 16]

Game (25 att.): .763, Tommy Pharr vs. FSU (1968) [29 of 38]

MOST NET YARDS GAINED

Game: 466, Derrick Taite vs. Tulane (1994)

MOST TOUCHDOWNS THROWN

Game: 4, Tony Shell vs. Georgia (1988) & Alabama (1988); Derrick Taite vs. Tulane (1994) & Memphis (1995); Omarr Conner vs. Murray State (2005); Wesley Carroll vs. Arkansas (2007)

MOST INTERCEPTIONS THROWN

Game: 6, Max Stainbrook vs. Cincinnati (1949); Michael Henig vs. LSU (2007)

CONSECUTIVE ATT. WITHOUT AN INT.

Game: 45, Tony Shell vs. USM (1988)

MOST 300-YARD GAMES

Season: 3, Dave Marler (1978)

MOST 200-YARD GAMES

Season: 6, Tommy Pharr (1968); Dave Marler (1978); Derrick Taite (1995)

INDIVIDUAL LONG PLAYS

PASS PLAYS

91, Kevin Fant to Terrell Grindle vs. Kentucky (2002)

89, Kevin Fant to Ray Ray Bivines vs. J'ville St. (2002)

87, Tommy Pharr to Eric Hoggatt vs. Florida (1969)

84, Omarr Conner to Ty Freeman vs. Ole Miss (2004)

84, Derrick Taite to Keffer McGee vs. Auburn (1995)

83, Bill Stanton to William Earl Morgan vs. UK (1955)

82, Wayne Madkin to Terrell Grindle vs. LSU (2000)

81, Matt Wyatt to Jeremy Jones vs. Auburn (1996)

81, Derrick Taite to Chris Jones vs. Tennessee (1995)

81, B. Threadgill to Dennis Johnson vs. Wash. (1977)

80, Derrick Taite to Eric Moulds vs. LSU (1995)

80, John Bond to Danny Knight vs. Florida (1982)

80, John Bond to Danny Knight vs. Memphis St. (82)

80, David Smith to Sammy Milner vs. Tex. Tech (1968)

80, Wesley Carroll to Jamaye Smith vs. Ark. (2007)

SINGLE-GAME PASSING HIGHS

PASSING YARDS (400+)

466, Derrick Taite vs. Tulane (10-22-1994) - 21-30

429, Dave Marler vs. Alabama (11-4-1978) - 28-46

421, Wesley Carroll vs. Arkansas (11-17-2007) - 29-51

405, Todd Jordan vs. Florida (10-2-1993) - 24-44

PASSING YARDS (300-399)

384, Mike Henig vs. Kentucky (10-28-2006) - 22-41

370, Todd Jordan vs. Memph. (9-4-1993) - 23-43

360, Kevin Fant vs. Houston (9-20-2003) - 24-42

346, Kevin Fant vs. BYU (12-1-2001) - 20-28

340, Kevin Fant vs. Ole Miss (11-28-2002) - 23-42

336, Kevin Fant vs. J'ville St. (9-14-2002) - 15-26

335, Tony Shell vs. Alabama (10-29-1988) - 21-45

312, Tony Shell vs. USM (10-15-1988) - 22-45

311, Derrick Taite vs. Tenn. (9-23-1995) - 25-43

309, Tony Shell vs. Kentucky (10-13-1990) - 16-30

307, Dave Marler vs. Florida St. (10-14-1978) - 17-31

306, Dave Marler vs. Ole Miss (11-25-1978) - 23-44

PASSING YARDS (200-299)

297, Don Smith vs. Alabama (11-2-1985) - 22-45

296, Derrick Taite vs. Memph. (9-2-1995) - 18-26

290, Tommy Pharr vs. Ole Miss (11-27-1969) - 24-44

288, Derrick Taite vs. Aub. (10-7-1995) - 18-36

287, Don Smith vs. Kentucky (11-12-1985) - 13-39

287, Greg Plump vs. UNC (1-2-1993) - 24-40

285, Kevin Fant vs. Oregon (8-31-2003) - 23-40



INDIVIDUAL GAME RECORDS

284, Don Smith vs. USM (9-21-1985) - 13-32
 283, Mike Davis vs. USM (10-17-1987) - 23-45
 278, Tyson Lee vs. Georgia Tech (10-3-2009) - 20-30
 277, Tommy Pharr vs. Florida St. (11-9-1968) - 29-38
 274, Dave Marler vs. Memphis St. (9-23-1978) - 15-23
 266, Tony Shell vs. Georgia (9-17-1988) - 18-29
 263, Kevin Fant vs. Ole Miss (11-22-2001) - 14-21
 262, Wayne Madkin vs. Ala. (11-11-2000) - 18-27
 261, Tyson Lee vs. Kentucky (11-01-2009) - 26-42
 261, Derrick Taite vs. LSU (9-9-1995) - 18-35
 261, Wayne Madkin vs. So. Car. (9-20-2001) - 27-46
 260, Tony Shell vs. Tulane (11-19-1988) - 22-47
 258, Tommy Pharr vs. Alabama (11-1-1969) - 32-49
 258, John Bond vs. Florida (9-25-1982) - 12-25
 257, Wayne Madkin vs. Vandy (10-2-1999) - 13-22
 256, Bruce Threadgill vs. Auburn (11-5-1977) - 17-31
 250, Omarr Conner vs. Maine (9-18-04) - 21-34
 250, Tommy Pharr vs. USM (10-11-1969) - 18-34
 248, Joe Reed vs. LSU (11-14-1970) - 24-53
 248, Dave Marler vs. Auburn (11-11-1978) - 21-35
 248, Matt Wyatt vs. La. Tech (9-21-1996) - 17-33
 247, Tommy Pharr vs. LSU (11-15-1969) - 19-34
 247, Derrick Taite vs. Baylor (9-16-1995) - 13-29
 246, Joe Reed vs. Texas Tech (10-17-1970) - 16-27
 246, Kevin Fant vs. Tulane (9-13-2003) - 16-32
 245, Kevin Fant vs. Memph. (10-11-2003) - 16-34
 242, Don Smith vs. LSU (11-16-1985) - 13-20
 241, Omarr Conner vs. Tulane (9-16-2006) - 15-25
 240, Don Smith vs. Tulane (10-12-1985) - 12-30
 237, Todd Jordan vs. LSU (9-11-1993) - 11-23
 235, Wayne Madkin vs. MTSU (9-4-1999) - 16-24
 234, Mike Henig vs. Georgia (10-14-2006) - 14-31
 233, Omarr Conner vs. Murray (9-3-2005) - 17-24
 233, Derrick Taite vs. LSU (9-10-1994) - 20-38
 233, Wayne Madkin vs. Ole Miss (11-25-1999) - 20-33
 231, Don Smith vs. Tennessee (9-13-1986) - 15-30
 231, Don Smith vs. Memphis St. (10-4-1986) - 12-24
 230, S. Robinson vs. Memphis (10-19-1991) - 16-33
 229, John Bond vs. Tulane (9-4-1982) - 13-16
 229, John Bond vs. Alabama (10-30-1982) - 18-33
 228, Dave Marler vs. Tennessee (10-28-1978) - 14-20
 227, Tommy Pharr vs. Tampa (10-26-1968) - 19-32
 226, Todd Jordan vs. Alabama (11-13-1993) - 13-25
 225, Rocky Felker vs. Auburn (11-11-1974) - 16-32
 225, Don Smith vs. USM (9-20-1986) - 13-27
 224, Tony Shell vs. Ole Miss (11-26-1988) - 21-45
 224, Wayne Madkin vs. Arkansas (11-21-1998) - 16-31
 224, Wayne Madkin vs. USC (9-23-2000) - 17-35
 223, Michael Henig vs. Tulane (9-8-2007) - 20-31
 220, Tony Shell vs. Cal-Fullerton (9-15-1990) - 14-28
 219, Tyson Lee vs. Arkansas (11-22-2009) - 33-40
 218, Tommy Pharr vs. Auburn (9-28-1968) - 22-44
 218, Don Smith vs. Missouri (9-22-1984) - 13-of 25
 217, John Bond vs. Alabama (10-29-1983) - 16-30
 217, E. Underwood vs. Ole Miss (11-21-1987) - 12-23
 215, Wayne Madkin vs. LSU (10-21-2000) - 12-26
 215, Kevin Fant vs. Auburn (9-19-2002) - 19-31
 215, Kevin Fant vs. Vanderbilt (10-4-2003) - 18-30
 214, Omarr Conner vs. Ark. (11-20-04) - 20-27
 213, Tommy Pharr vs. USM (10-12-1968) - 14-37
 213, Wayne Madkin vs. MTSU (10-28-2000) - 13-18
 212, Omarr Conner vs. LSU (9-30-2006) - 15-28
 212, Wayne Madkin vs. Kentucky (11-4-2000) - 11-20
 210, Kevin Fant vs. Troy State (10-12-2002) - 22-32
 209, Matt Wyatt vs. Auburn (10-9-1999) - 17-29
 208, Joe Reed vs. Houston (10-10-1970) - 21-of 44
 206, Derrick Taite vs. USC (10-14-1995) - 17-27
 205, Omarr Conner vs. Georgia (9-24-2005) - 19-32
 205, Sleepy Robinson vs. Ala. (11-2-1991) - 11-20
 204, Tommy Pharr vs. Tex. Tech (10-19-1968) - 15-27
 203, Wesley Carroll vs. Tennessee (10-13-2007) - 18-33
 203, Tommy Pharr vs. Richmond (9-20-1969) - 20-37
 202, Rocky Felker vs. NE La. (9-15-1973) - 18-28
 201, Wayne Madkin vs. Kentucky (11-4-1999) - 8-20
 200, Tommy Pharr vs. LSU (11-16-1968) - 25-42

200, Derrick Taite vs. Kentucky (11-9-1996) - 13-23
 200, Mike Henig vs. Kentucky (10-29-2005) - 16-31

PUNTING RECORDS

MOST PUNTS

Game: 16, Bob Hardison vs. Texas Christian (10-24-1936)

HIGHEST YARDS-PER-PUNT AVERAGE

Game (Min. 5 punts): 51.4, Andy Russ vs. Kentucky (11-9-1996) [5 for 257]

Game (Min. 10 punts): 47.5, Andy Russ vs. USC (9-28-1996) [10 for 475]

INDIVIDUAL LONG PLAYS

PUNTS

84, Mike Patrick vs. Alabama (11-2-1974)
 82, Mike Patrick vs. William & Mary (9-7-1974)
 79, Jeff Walker vs. Alabama (11-13-1999)
 78, Tom McWilliams vs. Arkansas A&M (10-14-1944)
 78, Billy Murphy vs. Auburn (11-9-1946)
 77, Bill Schoenrock vs. Tennessee (10-3-1959)
 74, Sonny Bruce vs. Tulane (10-29-1938)
 73, Blake McAdams vs. Auburn (9-15-2007)
 73, Mike Riley vs. Auburn (10-26-1991)
 72, Blake McAdams vs. Kentucky (11-01-2008)
 72, Tom McWilliams vs. Duquesne (10-18-1947)
 72, Andy Russ vs. Kentucky (11-9-1996)

RECEIVING RECORDS

MOST RECEPTIONS

Game: 15, Eric Moulds vs. Tennessee (1995)

MOST NET YARDS GAINED

Game: 215, David Smith vs. Texas Tech (1970)

HIGHEST YARDS-PER-CATCH AVERAGE

Game (Min. 5 rec.): 32.0, Eric Moulds vs. Tulane (1994) [5 for 160 yards]

Game (Min. 10 rec.): 20.8, Jamayel Smith vs. Arkansas (11-17-2007) [10 for 208 yards]

MOST TOUCHDOWN RECEPTIONS

Game: 3, Sammy Milner vs. Florida (9-27-1969)

SINGLE-GAME RECEIVING HIGHS

PASS RECEPTIONS

No.	Player	Opponent	Year	Stats
15	Eric Moulds	Tennessee	1995	183 yds
14	David Smith	Ole Miss	1969	194 yds
12	David Smith	Texas Tech	1970	215 yds
12	Sammy Milner	Auburn	1968	146 yds
11	David Smith	Richmond	1969	138 yds
11	Bobby Gossett	Florida St.	1968	96 yds
10	Brandon McRae	Georgia Tech	2008	102 yds
10	Eric Moulds	Auburn	1995	95 yds
10	David Smith	Alabama	1970	75 yds
10	David Smith	Florida	1970	117 yds
10	Sammy Milner	Alabama	1969	77 yds
10	Jamayel Smith	Arkansas	2007	208 yds

RECEIVING YARDS (200+)

215, David Smith vs. Texas Tech (10-17-1970) - 12
 208, Jamayel Smith vs. Arkansas (11-17-2007) - 10
 208, Sammy Milner vs. Texas Tech (10-19-1968) - 9
 208, Danny Knight vs. Florida (9-25-1982) - 8

RECEIVING YARDS (100-199)

194, David Smith vs. Ole Miss (11-27-1969) - 14
 192, Tony Burks vs. Kentucky (10-28-2006) - 7
 183, Eric Moulds vs. Tennessee (9-23-1995) - 15
 175, Mardye McDole vs. Florida St. (10-14-1978) - 9
 174, Mardye McDole vs. Tennessee (10-28-1978) - 4
 172, Justin Jenkins vs. Houston (9-20-2003) - 9
 168, Mardye McDole vs. Alabama (11-4-1978) - 9
 166, Fred Hadley vs. Alabama (10-29-1988) - 7

164, Justin Jenkins vs. Tulane (9-13-2003) - 9
 160, Danny Knight vs. Tulane (9-4-1982) - 8
 160, Eric Moulds vs. Tulane (10-22-1994) - 5
 157, Eric Moulds vs. LSU (9-9-1995) - 8
 154, Bill Buckley vs. Florida St. (10-13-1973) - 6
 153, Louis Clark vs. Kentucky (10-12-1985) - 7
 148, Mardye McDole vs. Auburn (11-5-1977) - 6
 147, Kelvin Love vs. Kentucky (11-4-1999) - 6
 146, Sammy Milner vs. Auburn (9-28-1968) - 12
 144, Chris Jones vs. Florida (10-2-1993) - 5
 143, Mardye McDole vs. Ole Miss (11-25-1978) - 7
 138, David Smith vs. Richmond (9-20-1969) - 11
 136, Bill Buckley vs. Kentucky (10-7-1972) - 8
 133, Justin Jenkins vs. BYU (12-1-2001) - 7
 132, Kevin Prentiss vs. Arkansas (11-21-1998) - 7
 131, David Smith vs. Mississippi (11-4-1999) - 6
 130, Tony Burks vs. Tulane (9-16-2006) - 4
 127, Fred Hadley vs. Alabama (10-31-1987) - 5
 127, Willie Harris vs. South Carolina (10-17-1992) - 8
 127, Willie Harris vs. North Carolina (1-2-1993) - 8
 126, Mardye McDole vs. Ole Miss (11-19-1977) - 6
 125, Art Mordecai vs. Memphis St. (10-27-1984) - 3
 125, Fred Hadley vs. USM (10-15-1988) - 7
 124, Bill Buckley vs. Houston (10-28-1972) - 9
 123, Chad Bumphis vs. Georgia Tech (10-3-2009) - 6
 120, Eric Moulds vs. Arkansas (11-5-1994) - 7
 120, Keffer McGee vs. Auburn (10-7-1995) - 3
 119, Sammy Milner vs. Florida (10-5-1968) - 8
 119, Shaston Coleman vs. Memphis (9-2-1995) - 4
 118, David Smith vs. USM (10-11-1969) - 6
 118, Tony Burks vs. West Virginia (10-7-2006) - 4
 118, Sandy Braswell vs. NE Louisiana (9-16-1972) - 5
 118, Terrell Grindle vs. J'ville State (9-14-2002) - 3
 118, Justin Jenkins vs. Vanderbilt (10-4-2003) - 8
 117, Will Prosser vs. Maine (9-18-04) - 4
 117, David Smith vs. Florida (9-19-1970) - 10
 116, Glen Young vs. Auburn (10-24-1981) - 8
 116, Justin Jenkins vs. Ole Miss (11-22-2001) - 7
 115, Jerry Bouldin vs. Alabama (10-29-1988) - 5
 115, Kenny Causey vs. Alabama (11-13-1993) - 7
 115, Ray Ray Bivines vs. Ole Miss (11-28-2002) - 6
 115, McKinley Scott vs. Houston (9-20-2003) - 6
 114, Bill Buckley vs. Kentucky (10-6-1973) - 9
 114, James Bloodworth vs. Alabama (11-2-1985) - 5
 113, Willie Harris vs. Kentucky (10-13-1990) - 5
 113, Willie Harris vs. Memphis St. (10-19-1991) - 5
 113, Justin Jenkins vs. Auburn (10-18-2003) - 7
 112, Jerry Price vs. LSU (11-14-1981) - 3
 112, Danny Knight vs. Arkansas St. (9-11-1982) - 3
 111, Danny Knight vs. Alabama (10-29-1983) - 6
 110, Mardye McDole vs. Memphis St. (9-23-1978) - 5
 110, Danny Knight vs. Ole Miss (11-20-1982) - 3
 109, Harland Reed vs. LSU (11-12-1966) - 6
 109, Terrell Grindle vs. Auburn (10-9-1999) - 6
 109, Kelvin Love vs. Alabama (11-13-1999) - 4
 109, Ray Ray Bivines vs. J'ville State (9-14-2002) - 2
 108, Terrell Grindle vs. Kentucky (11-2-2002) - 3
 106, Tony Burks vs. Georgia (10-21-2006) - 4
 106, Gavin Rees vs. Rice (10-11-1975) - 7
 106, Robert Isaac vs. La. Tech (9-21-1996) - 6
 106, Kevin Prentiss vs. Oklahoma St. (9-19-1998) - 3
 106, Terrell Grindle vs. South Carolina (10-5-2002) - 5
 105, John Grace vs. Murray State (11-2-1946) - 2
 105, Bill Buckley vs. Northeast La. (9-16-1972) - 4
 103, Tony Burks vs. LSU (9-30-2006) - 4
 103, Bill Buckley vs. Ole Miss (11-25-1972) - 6
 103, Kenny Rogers vs. Florida (9-28-1985) - 7
 103, Fred Hadley vs. Southern Miss (10-17-1987) - 7
102, Brandon McRae vs. Georgia Tech (9-20-2008) - 10
 102, Sammy Milner vs. Florida (9-27-1969) - 9
 102, David Smith vs. LSU (11-15-1969) - 5
 101, Anthony Dixon vs. Ole Miss (11-23-2007) - 7
 101, Kevin Prentiss vs. USC (9-27-1997) - 2
 100, Howard Lewis vs. Auburn (9-22-1974) - 7

INDIVIDUAL GAME RECORDS



PUNT RETURN RECORDS

MOST PUNT RETURNS

Game: 17, A.B. Stubbs vs. TCU (10-24-1936)

MOST PR NET YARDS GAINED

Game: 157, Bobby Herrington vs. Vanderbilt (1933)

MOST PUNT RETURN TOUCHDOWNS

Game: 1, many times [Last: Derek Pegues vs. Ole Miss (11-23-2007)]

KICKOFF RETURN RECORDS

MOST KICKOFF RETURNS

Game: 7, Fred Reid vs. Kentucky (11-2-2002); Nick Turner vs. Tennessee (11-15-2003); Leon Berry vs. Auburn (9-12-2009), vs. Florida (10-24-2009)

MOST KR NET YARDS GAINED

Game: 186, Leon Berry vs. Auburn (9-12-2009)

MOST KICKOFF RETURN TOUCHDOWNS

Game: 1, many times [Last: Leon Berry vs. Georgia Tech (10-3-2009)]

INDIVIDUAL LONG PLAYS

KICKOFF RETURNS

- 100, Glen Young vs. LSU (11-15-1980)
- 100, Fred Reid vs. Memphis (10-11-2003)
- 99, Carl Sikes vs. LSU (11-25-1933)
- 98, Dennis Cross vs. Howard (10-3-1936)
- 96, Jerry Bouldin vs. Southern Mississippi (9-9-1989)
- 95, Morley Jennings vs. Howard (11-18-1910)
- 95, Frank Smith vs. Howard (11-18-1910)
- 95, Blondy Black vs. Ole Miss (11-28-1942)
- 95, Marcus Rhoden vs. Southern Miss. (10-8-1966)
- 94, Kevin Prentiss vs. Kentucky (9-6-1997)
- 93, Tom McWilliams vs. Auburn (11-11-1944)

PUNT RETURNS

- 90, Ken Phares vs. Lamar (10-16-1971)
- 89, Marcus Rhoden vs. Houston (9-18-1965)
- 88, Frank Dowsing vs. Alabama (10-30-1971)
- 87, Glen Young vs. Vanderbilt (9-19-1981)
- 83, Kevin Prentiss vs. Tennessee (12-5-1998)
- 82, Jim Tait vs. Memphis State (10-1-1955)
- 81, Derek Pegues vs. Jacksonville St. (10-14-2006)
- 80, Harvey Johnson vs. Howard (9-23-1939)
- 77, Richard Blackmore vs. Kansas State (10-5-1974)
- 76, Scott Gumina vs. Tulane (9-25-1993)
- 75, Derek Pegues vs. Ole Miss (11-23-2007)
- 74, Pete Polovina vs. Auburn (11-4-1950)

RUSHING RECORDS

MOST ATTEMPTS

Game: 40, Michael Davis vs. Ole Miss (11-27-1993)

MOST NET YARDS GAINED

Game: 252, Anthony Dixon, vs. Kentucky (10-31-2009)

MOST NET YARDS GAINED (QB)

Game: 163, John Bond vs. Ole Miss (11-22-1980)

MOST NET YARDS GAINED (FRESHMAN)

Game: 198, Dennis Johnson vs. Memphis St. (10-19-1974)

HIGHEST YARDS-PER-RUSH AVERAGE

Game (Min. 5 att.): 19.5, Blondy Black vs. Duquesne (11-14-1942) [6 for 117 yards]

Game (Min. 10 att.): 12.6, Marcus Rhoden vs. Florida (9-26-1964) [10 for 126 yards]

Game (Min. 20 att.): 9.4, Kevin Bouie vs. Kentucky (10-29-1994) [23 for 217 yards]

Game (Min. 30 att.): 7.6, Anthony Dixon vs. Kentucky (10-31-2009) [33 for 252 yards]

MOST TOUCHDOWNS

Game: 7, Harry Furman vs. Southern Bap. (1907) & Mercer (1907); Harry McArthur vs. C'land (1914)

Modern Game: 4, Jackie Parker vs. Arkansas State (1952); Art Davis vs. LSU (1954); James Jones vs. Memphis State (1978); John Bond vs. LSU (1983); Keffer McGee vs. Northeast Louisiana (1995); James Johnson vs. UCF (1997)

SINGLE-GAME RUSHING HIGHS

RUSHING ATTEMPTS

No.	Player	Opp.	Year	Yards
40	Michael Davis	Ole Miss	1993	154
36	James Johnson	Alabama	1998	237
35	Tommy Garrison	Texas Tech	1967	110
34	Jerious Norwood	Ole Miss	2005	204
33	Michael Davis	USC	1993	128
33	Anthony Dixon	Kentucky	2009	252
32	Anthony Dixon	UAB	2007	152
32	Tom McWilliams	LSU	1944	139
32	Tom McWilliams	Tulane	1947	145
32	Keffer McGee	Baylor	1995	132
31	Keffer McGee	NE La.	1995	181
30	James Jones	LSU	1978	162
30	John Bond	Ole Miss	1983	129

RUSHING YARDS (200+)

- 252, Anthony Dixon vs. Kentucky (2009), 33
- 247, Jerious Norwood vs. Houston (2005), 24
- 237, James Johnson vs. Alabama (1998) - 36
- 217, Kevin Bouie vs. Kentucky (1994) - 23
- 209, James Johnson vs. Kentucky (1998) - 28
- 204, Jerious Norwood vs. Ole Miss (2005) - 34
- 201, Jerious Norwood vs. UAB (04) - 24

RUSHING YARDS (150-199)

- 198, Dennis Johnson vs. Memphis (1974) - 26
- 198, James Johnson vs. Alabama (1997) - 23
- 192, James Johnson vs. Memphis (1998) - 25
- 191, Keffer McGee vs. Memphis (1996) - 23
- 183, Walter Packer vs. UNC (1974) - 24
- 182, Keffer McGee vs. Louisiana Tech (1996) - 26
- 181, Michael Haddix vs. Colorado State (1981) - 17
- 181, Keffer McGee vs. Northeast La. (1995) - 31
- 179, Anthony Dixon vs. Arkansas (11-22-08) - 23
- 176, Anthony Dixon vs. Arkansas (2009) - 24
- 174, Jerious Norwood vs. Florida (2004) - 29
- 174, Hank Phillips vs. Tulane (1987) - 26
- 172, Dicenzo Miller vs. Florida (2000) - 19
- 169, Joe Fortunato vs. N. Texas St. (1952) - 23
- 167, Kenny Roberts vs. Vanderbilt (1989) - 14
- 165, Jerious Norwood vs. Kent. (2004) - 24
- 164, Terry Vitrano vs. North Carolina (1974) - 20

- 163, John Bond vs. Mississippi (1980) - 15
- 162, James Jones vs. LSU (1978) - 30
- 158, John Bond vs. LSU (1983) - 21
- 156, Bruce Threadgill vs. LSU (1976) - 20
- 156, Kenny Roberts vs. LSU (1991) - 22
- 156, Dontae Walker vs. Florida (2000) - 25
- 155, Jim Cumberbatch vs. Colo. St. (1984) - 12
- 155, Nick Turner vs. Tulane (2003) - 20
- 154, Michael Davis vs. Mississippi (1993) - 40
- 152, Anthony Dixon vs. UAB (10-6-2007) - 32
- 150, William Prince vs. Northeast La. (1989) - 19

RUSHING YARDS (100-149)

- 149, Walter Packer vs. Memphis State (1976) - 17
- 149, Don Smith vs. Memphis State (1985) - 26
- 148, Tom McWilliams vs. Auburn (1944) - 16
- 148, Walter Packer vs. Georgia (1974) - 20
- 148, William Prince vs. Memphis St. (1989) - 20
- 147, Joe Robertson vs. Alabama (1952) - 17
- 146, Walter Packer vs. Louisville (1975) - 29
- 146, James Johnson vs. C. Florida (1997) - 26
- 145, Tom McWilliams vs. Tulane (1947) - 32
- 145, Fred Collins vs. Mississippi (1979) - 16
- 144, Wayne Jones vs. Florida State (1973) - 16
- 144, Michael Haddix vs. Vanderbilt (1980) - 21
- 144, James Johnson vs. USC (1998) - 16
- 143, Dontae Walker vs. Texas A&M (2000) - 16
- 142, Kevin Bouie vs. Arkansas (1994) - 22
- 141, Walter Packer vs. LSU (1975) - 16
- 141, Kevin Bouie vs. Mississippi (1994) - 27
- 139, Tom McWilliams vs. LSU (1944) - 32
- 139, Michael Davis vs. Mississippi (1994) - 24
- 138, Jerious Norwood vs. Kentucky (2003) - 11
- 138, Jerious Norwood vs. Kentucky (2002) - 15
- 137, Dennis Johnson vs. Florida (1974) 24
- 137, Rocky Felker vs. Lamar (1974) - 18
- 137, Don Smith vs. Tulane (1985) - 20
- 137, James Johnson vs. ETSU (1998) - 21
- 136, Dicenzo Miller vs. Auburn (2000) - 20
- 135, Anthony Dixon vs. Middle Tennessee (2009) - 27
- 135, Michael Haddix vs. Vanderbilt (1981) - 14
- 134, Anthony Dixon vs. Houston (2009) - 21
- 134, Sleepy Robinson vs. Kentucky (1991) - 23
- 133, Anthony Dixon vs. Ole Miss (2009) - 29
- 133, David Fair vs. Tennessee (1987) - 12
- 133, James Johnson vs. Memphis (1997) - 21
- 133, James Johnson vs. Auburn (1998) - 25
- 133, Jerious Norwood vs. Kentucky (2003) - 11
- 132, Wayne Jones vs. Florida (1973) - 21
- 132, Dennis Johnson vs. Louisville (1976) - 17
- 132, Keffer McGee vs. Baylor (1995) - 32
- 131, Anthony Dixon vs. Tulane (9-8-2007) - 27
- 131, Joe Reed vs. Vanderbilt (1970) - 18
- 131, Dennis Johnson vs. Florida (1975) - 15
- 131, Dicenzo Miller vs. Kentucky (2001) - 26
- 130, Joe Fortunato vs. Tulane (1952) - 19
- 130, Don Smith vs. Southern Miss (1984) - 11
- 130, Keffer McGee vs. South Carolina (1995) - 29
- 129, Charles Evans vs. Tulane (1953) - 18
- 129, John Bond vs. Mississippi (1983) - 30
- 128, Lawrence Matulich vs. USM (1947) - 22
- 128, Michael Davis vs. South Carolina (1993) - 33
- 127, Kenny Roberts vs. Memphis St. (1990) - 25
- 127, Keffer McGee vs. Kentucky (1995) - 29
- 126, Anthony Dixon vs. Middle Tennessee (2008) - 27
- 126, Marcus Rhoden vs. Florida (1964) - 10
- 126, James Jones vs. North Texas State (1977) - 12
- 126, Kenny Roberts vs. Texas (1992) - 16
- 125, Anthony Dixon vs. Ole Miss (2006) - 25
- 125, Walter Packer vs. Kansas State (1974) - 16
- 125, Walter Packer vs. Memphis State (1974) - 18
- 125, Rodney Peters vs. Tulane (1986) - 14
- 124, Hank Phillips vs. LSU (1987) - 29
- 124, Michael Davis vs. Tulane (1993) - 21
- 123, Anthony Dixon vs. Vanderbilt (2009) - 21



INDIVIDUAL GAME RECORDS

- 123, Jerious Norwood vs. Murray (2005) - 16
- 123, Walter Packer vs. William & Mary (1974) - 8
- 123, Kevin Bouie vs. Alabama (1994) - 17
- 123, Nick Turner vs. Auburn (2003) - 13
- 121, Anthony Dixon vs. Alabama (2006) - 25
- 121, Jerious Norwood vs. Kentucky (2005) - 20
- 121, Andy Rhoades vs. Georgia (1966) - 20
- 121, Wayne Jones vs. LSU (1973) - 19
- 121, Kenny Roberts vs. Tulane (1990) - 10
- 121, Dontae Walker vs. Mississippi (2000) - 14
- 121, Dicenso Miller vs. Mississippi (2001) - 22
- 120, Joe Fortunato vs. Arkansas State (1952) - 13
- 120, Walter Packer vs. Louisville (1974) - 11
- 120, Walter Packer vs. Florida (1976) - 12
- 120, Kevin Bouie vs. Arkansas (1993) - 25
- 120, Michael Davis vs. Tennessee (1994) - 26
- 120, Michael Davis vs. Arkansas State (1994) - 17
- 120, Michael Davis vs. South Carolina (1994) - 21
- 120, Tony Buckhalter vs. Northeast La. (1996) - 19
- 120, Dontae Walker vs. Oklahoma State (1999) - 8
- 119, Christian Ducre vs. Kentucky (2007) - 19
- 119, Wayne Jones vs. Alabama (1973) - 22
- 119, Dennis Johnson vs. Memphis State (1976) - 15
- 119, James Johnson vs. Mississippi (1997) - 21
- 119, Dicenso Miller vs. Brigham Young (2001) - 12
- 118, Joe Fortunato vs. Mississippi (1952) - 21
- 118, Hank Phillips vs. Alabama (1987) - 25
- 118, Dicenso Miller vs. LSU (2000) - 17
- 117, Wayne Jones vs. Vanderbilt (1973) - 13
- 117, Michael Haddix vs. Louisiana Tech (1980) - 15
- 117, Hank Phillips vs. Alabama (1985) - 22
- 117, Keffer McGee vs. Arkansas (1995) - 27
- 117, Dicenso Miller vs. Kentucky (2000) - 19
- 117, Dontae Walker vs. Alabama (2000) - 16
- 116, Wayne Jones vs. Auburn (1973) - 29
- 116, John Bond vs. Louisiana Tech (1980) - 13
- 115, Wally Beech vs. Alabama (1950) - 18
- 115, Orlando Lundie vs. LSU (1984) - 22
- 114, Harper Davis vs. Auburn (47) - 7
- 114, Walter Packer vs. Rice (1975) - 18
- 114, James Jones vs. Memphis State (1978) - 10
- 114, John Bond vs. Arkansas State (1982) - 13
- 114, Rodney Peters vs. Arkansas State (1985) - 20
- 114, Dicenso Miller vs. MTSU (2000) - 12
- 113, Wayne Jones vs. Louisville (1973) - 23
- 113, Bruce Threadgill vs. Florida (1975) - 22
- 113, Dennis Johnson vs. Washington (1977) - 23
- 113, Michael Haddix vs. Memphis State (1982) - 10
- 113, Robert Isaac vs. Memphis (1997) - 20
- 113, Jerious Norwood vs. Vanderbilt (2003) - 22
- 112, Jerious Norwood vs. Tulane (04) - 20
- 112, Michael Haddix vs. LSU (1982) - 15
- 112, James Johnson vs. Texas (1999) - 22
- 111, Jerious Norwood vs. Florida (2005) - 13
- 111, Albert Williams vs. USL (1987) - 8
- 111, Orlando Wade vs. Vanderbilt (1989) - 19
- 111, James Johnson vs. Vanderbilt (1998) - 23
- 111, Tay Galloway vs. LSU (1990) - 22
- 111, Fred Reid vs. Troy State (2002) - 18
- 110, Tommy Garrison vs. Texas Tech (1967) - 35
- 110, Nakia Greer vs. Northeast La. (1996) - 10
- 109, Jerious Norwood vs. Arkansas (2004) - 23
- 109, Billy Hill vs. Memphis State (1959) - 10
- 109, Dennis Johnson vs. Kentucky (1976) - 23
- 109, Stanley Howell vs. USM (1979) - 8
- 109, Hank Phillips vs. Auburn (1985) - 15
- 109, Don Smith vs. Mississippi (1986) - 21
- 108, Anthony Dixon vs. Tennessee (2007) - 26
- 108, Wally Beech vs. Clemson (1949) - 17
- 108, Keffer McGee vs. South Carolina (1996) - 24
- 108, Dicenso Miller vs. Memphis (2001) - 12
- 107, Anthony Dixon vs. Vanderbilt (2008) - 27
- 107, Barry Cotney vs. Tampa (1965) - 11
- 107, Donald King vs. Miami (1980) - 13
- 107, Don Smith vs. Tulane (1986) - 17

- 107, Michael Davis vs. Alabama (1994) - 21
- 106, Anthony Dixon vs. Georgia Tech (2009) - 18
- 106, Anthony Dixon vs. LSU (2009) - 27
- 106, Ode Burrell vs. Tulane (1962) - 4
- 106, Lewis Grubbs vs. Alabama (1970) - 8
- 106, Michael Haddix vs. Tulane (1982) - 14
- 105, Jackie Parker vs. Arkansas State (1952) - 18
- 105, Bruce Threadgill vs. Kentucky (1976) - 24
- 105, Henry Koontz vs. Colorado St. (1981) - 23
- 105, Hank Phillips vs. La. Tech (1988) - 19
- 105, Kevin Bouie vs. Tulane (1993) - 15
- 104, Andy Rhoades vs. Richmond (1966) - 21
- 104, Rockey Felker vs. Vanderbilt (1973) - 7
- 104, Bruce Threadgill vs. Auburn (1975) - 20
- 104, Dwayne Brown vs. Memphis State (1979) - 14
- 104, Stanley Howell vs. Auburn (1979) - 8
- 104, Al Rickey Edwards vs. Navy (1983) - 16
- 104, Don Smith vs. Syracuse (1985) - 17
- 104, Don Smith vs. Florida (1986) - 24
- 104, Wayne Madkin vs. BYU (2000) - 14
- 104, Dontae Walker vs. MTSU (2000) - 14
- 104, Dicenso Miller vs. Alabama (2000) - 16
- 103, Anthony Dixon vs. Auburn (2007) - 29
- 103, Dwayne Brown vs. Florida State (1979) - 25
- 103, Robert Isaac vs. Northeast La. (1996) - 14
- 102, Hoyle Granger vs. Alabama (1965) - 21
- 102, Melvin Barkum vs. Florida St. (1972) - 12
- 102, Don Smith vs. Syracuse (1986) - 23
- 102, Don Smith vs. Tennessee (1986) - 14
- 102, Karl Williamson vs. Tulane (1993) - 12
- 102, Michael Davis vs. Alabama (1993) - 23
- 101, Don Morris vs. Tulane (1953) - 15
- 101, Hoyle Granger vs. Alabama (1964) - 17
- 101, Dennis Johnson vs. Southern Miss (1976) - 19
- 101, Michael Haddix vs. Mississippi (1982) - 15
- 101, Dontae Walker vs. Kentucky (2000) - 15
- 101, Dontae Walker vs. Alabama (2001) - 15
- 100, Wally Beech vs. Mississippi (1950) - 19
- 100, Walter Packer vs. USM (1975) - 15
- 100, Michael Haddix vs. Marshall (1979) - 8
- 100, Don Smith vs. Missouri (1984) - 19
- 100, Michael Davis vs. Kentucky (1992) - 8

INDIVIDUAL LONG PLAYS

RUSHING PLAYS

- 98, Stanley Howell vs. Southern Miss (10-27-79)
- 97, Blondy Black vs. Duquesne (11-14-42)
- 90, Ode Burrell vs. Tulane (10-12-62)
- 90, Fred Collins vs. Mississippi (11-24-79)
- 87, John Bond vs. Auburn (10-23-82)
- 87, Kenny Roberts vs. Vanderbilt (9-2-89)
- 85, Blondy Black vs. San Francisco (12-6-41)
- 85, Walter Packer vs. LSU (11-15-75)
- 84, Don Smith vs. Southern Miss (10-6-84)
- 83, James Johnson vs. Alabama (11-15-97)

INDIVIDUAL SCORING RECORDS

MOST POINTS SCORED

- Game:** 42, Harry McArthur vs. Cumberland (1914) [7 TD]
- Modern Game:** 29, Jackie Parker vs. Ark. St. (1952)

MOST POINTS SCORED BY A KICKER

- Game:** 16, Brian Hazelwood vs. Ark. (11-21-1998)

MOST TOUCHDOWNS SCORED

- Game:** 7, Harry Furman vs. Southern Baptist (10-19-1907) & Mercer (10-24-1907); Harry McArthur vs. Cumberland (10-7-1914)

MOST POINTS RESPONSIBLE FOR

(RUSHING, PASSING & KICKING)

- Game:** 42, Harry McArthur vs. Cumberland (1914) [7 TD]; Jackie Parker vs. Auburn (1952) [6 TD & 6 PAT]

MOST FIELD GOALS MADE

- Game:** 5, Tim Rogers vs. NC State (1-2-1995); Brian Hazelwood vs. Arkansas (11-21-1998)

MOST FIELD GOALS ATTEMPTED

- Game:** 5, Dave Marler vs. Mississippi (11-19-1977); Artie Cosby vs. Kentucky (10-12-1985); Joel Logan vs. Tulane (11-7-1987); Brian Hazelwood vs. Arkansas (11-21-1998)

INDIVIDUAL LONG PLAYS

FIELD GOALS

- 54, Artie Cosby vs. Memphis State (10-5-1985)
- 53, Kinney Jordan vs. Florida (9-27-1975)
- 53, Kinney Jordan vs. Louisville (9-18-1976)
- 53, Brian Hazelwood vs. Memphis (8-30-1997)
- 53, Brent Smith vs. Tennessee (11-16-2002)
- 52, Brian Hazelwood vs. Vanderbilt (9-5-1998)
- 52, Brent Smith vs. LSU (9-28-2002)
- 51, Dana Moore vs. Memphis State (9-5-1981)
- 51, Dana Moore vs. Auburn (10-23-2002)
- 51, Artie Cosby vs. LSU (11-12-1983)
- 51, Artie Cosby vs. Mississippi (11-19-1983)
- 51, Brian Hazelwood vs. Georgia (10-5-1996)
- 51, Brian Hazelwood vs. Memphis (8-30-1997)
- 51, Scott Westerfield vs. Middle Tenn. (9-4-1999)

INDIVIDUAL TOTAL OFFENSE RECORDS

MOST PLAYS

- Game:** 62, Joe Reed vs. LSU (11-14-1970)

MOST NET YARDS GAINED

- Game:** 468, Derrick Taite vs. Tulane (10-22-1994)

TOUCHDOWNS RESPONSIBLE FOR

(RUSHING & PASSING)

- Game:** 6, Jackie Parker vs. Auburn (11-8-1952)

INDIVIDUAL SINGLE-GAME HIGHS

TOTAL OFFENSE

Yds.	Player	Opp.	Year	Stats
468	Derrick Taite	Tulane	1994	2r/466p
441	Wes Carroll	Arkansas	2007	20r/421p
408	Dave Marler	Alabama	1978	-21r/429p
395	Todd Jordan	Florida	1993	-10r/405p
391	Mike Henig	Kentucky	2006	7r/384p
377	Don Smith	Tulane	1985	137r/240p
371	Kevin Fant	Jacksonville St.	2002	35r/336p
363	Kevin Fant	BYU	2001	17r/346p
356	Todd Jordan	Memphis St.	1993	-14r/370p
351	Kevin Fant	Houston	2003	9r/360p
333	Don Smith	Tennessee	1986	102r/231p
326	Dave Marler	Florida State	1978	19r/307p

INDIVIDUAL GAME RECORDS



MEDIA INFORMATION

MISSISSIPPI STATE

2010 BULLDOGS

HISTORY

RECORDS

INDIVIDUAL LONG PLAYS

INTERCEPTION RETURNS

- 100, Johnthan Banks vs. Florida (10-24-2009)
- 100, Anthony Johnson vs. Alabama (11-10-2007)
- 97, Jack Nix vs. Mississippi (11-26-1938)
- 95, Larry Buie vs. Florida (9-29-1973)
- 95, Red McElveen vs. Auburn (11-12-1927)
- 90, Anthony Derricks vs. Auburn (11-1-1997)
- 88, James Stuart vs. Murray State (11-2-1946)
- 85, Ben Griffin vs. Birmingham-Southern (11-4-1939)
- 81, Eugene Clinton vs. Kentucky (11-4-2000)
- 71, Charles Mitchell vs. Houston (10-10-2009)
- 70, Robert Bean vs. Tennessee (12-5-1998)
- 70, Ken Phares vs. LSU (11-18-1972)

PASS PLAYS

- 91, Kevin Fant to Terrell Grindle vs. Kentucky (2002)
- 89, Kevin Fant to Ray Ray Bivines vs. J'ville St. (2002)
- 87, Tommy Pharr to Eric Hoggatt vs. Florida (1969)
- 84, Omarr Conner to Ty Freeman vs. Ole Miss (2004)
- 84, Derrick Taite to Keffer McGee vs. Auburn (1995)
- 83, Bill Stanton to William Earl Morgan vs. UK (1955)
- 82, Wayne Madkin to Terrell Grindle vs. LSU (2000)
- 81, Matt Wyatt to Jeremy Jones vs. Auburn (1996)
- 81, Derrick Taite to Chris Jones vs. Tennessee (1995)
- 81, B. Threadgill to Dennis Johnson vs. Wash. (1977)
- 80, Derrick Taite to Eric Moulds vs. LSU (1995)
- 80, John Bond to Danny Knight vs. Florida (1982)
- 80, John Bond to Danny Knight vs. Memphis St. (82)
- 80, David Smith to Sammy Milner vs. Tex. Tech (1968)
- 80, Wesley Carroll to Jamayel Smith vs. Ark. (2007)

RUSHING PLAYS

- 98, Stanley Howell vs. Southern Miss (10-27-79)
- 97, Blondy Black vs. Duquesne (11-14-42)
- 90, Ode Burrell vs. Tulane (10-12-62)
- 90, Fred Collins vs. Mississippi (11-24-79)
- 87, John Bond vs. Auburn (10-23-82)
- 87, Kenny Roberts vs. Vanderbilt (9-2-89)
- 85, Blondy Black vs. San Francisco (12-6-41)
- 85, Walter Packer vs. LSU (11-15-75)
- 84, Don Smith vs. Southern Miss (10-6-84)
- 83, James Johnson vs. Alabama (11-15-97)

KICKOFF RETURNS

- 100, Glen Young vs. LSU (11-15-1980)
- 100, Fred Reid vs. Memphis (10-11-2003)
- 99, Carl Sikes vs. LSU (11-25-1933)
- 98, Dennis Cross vs. Howard (10-3-1936)
- 96, Jerry Bouldin vs. Southern Mississippi (9-9-1989)
- 95, Morley Jennings vs. Howard (11-18-1910)
- 95, Frank Smith vs. Howard (11-18-1910)
- 95, Blondy Black vs. Ole Miss (11-28-1942)
- 95, Marcus Rhoden vs. Southern Miss. (10-8-1966)
- 94, Kevin Prentiss vs. Kentucky (9-6-1997)
- 93, Tom McWilliams vs. Auburn (11-11-1944)

PUNT RETURNS

- 90, Ken Phares vs. Lamar (10-16-1971)
- 89, Marcus Rhoden vs. Houston (9-18-1965)
- 88, Frank Dowsing vs. Alabama (10-30-1971)
- 87, Glen Young vs. Vanderbilt (9-19-1981)
- 83, Kevin Prentiss vs. Tennessee (12-5-1998)
- 82, Jim Tait vs. Memphis State (10-1-1955)
- 81, Derek Pegues vs. Jacksonville St. (10-14-2006)
- 80, Harvey Johnson vs. Howard (9-23-1939)
- 77, Richard Blackmore vs. Kansas State (10-5-1974)
- 76, Scott Gumina vs. Tulane (9-25-1993)
- 75, Derek Pegues vs. Ole Miss (11-23-2007)
- 74, Pete Polovina vs. Auburn (11-4-1950)

PUNTS

- 84, Mike Patrick vs. Alabama (11-2-1974)
- 82, Mike Patrick vs. William & Mary (9-7-1974)
- 79, Jeff Walker vs. Alabama (11-13-1999)
- 78, Tom McWilliams vs. Arkansas A&M (10-14-1944)
- 78, Billy Murphy vs. Auburn (11-9-1946)
- 77, Bill Schoenrock vs. Tennessee (10-3-1959)
- 74, Sonny Bruce vs. Tulane (10-29-1938)
- 73, Blake McAdams vs. Auburn (9-15-2007)
- 73, Mike Riley vs. Auburn (10-26-1991)
- 72, Blake McAdams vs. Kentucky (11-01-08)
- 72, Tom McWilliams vs. Duquesne (10-18-1947)
- 72, Andy Russ vs. Kentucky (11-9-1996)

FIELD GOALS

- 54, Artie Cosby vs. Memphis State (10-5-1985)
- 53, Kinney Jordan vs. Florida (9-27-1975)
- 53, Kinney Jordan vs. Louisville (9-18-1976)
- 53, Brian Hazelwood vs. Memphis (8-30-1997)
- 53, Brent Smith vs. Tennessee (11-16-2002)
- 52, Brian Hazelwood vs. Vanderbilt (9-5-1998)
- 52, Brent Smith vs. LSU (9-28-2002)
- 51, Dana Moore vs. Memphis State (9-5-1981)
- 51, Dana Moore vs. Auburn (10-23-1982)
- 51, Artie Cosby vs. LSU (11-12-1983)
- 51, Artie Cosby vs. Mississippi (11-19-1983)
- 51, Brian Hazelwood vs. Georgia (10-5-1996)
- 51, Brian Hazelwood vs. Memphis (8-30-1997)
- 51, Scott Westerfield vs. Middle Tenn. (9-4-1999)



MISCELLANEOUS RECORDS

TOP 20 HOME CROWDS

1.	11-14-09	Alabama	3-31	L	58,103
2.	10-24-09	Florida	19-29	L	57,178
3.	11-10-07	Alabama	W 17-12		56,118
4.	11-28-09	Ole Miss	W 41-27		55,365
5.	11-16-02	Tennessee	17-35	L	54,807
6.	9-5-09	Jackson State	W 45-7		54,232
7.	11-26-05	Ole Miss	W 35-14		53,655
8.	9-26-09	LSU	26-30	L	53,612
9.	11-27-03	Ole Miss	0-31	L	53,582
10.	9-13-08	Auburn	2-3	L	52,911
11.	8-30-03	Oregon	34-42	L	52,856
12.	9-19-02	Auburn	14-42	L	52,583
13.	11-5-05	Alabama	0-17	L	52,125
14.	9-04-04	Tulane	W 28-7		52,114
15.	11-23-07	Ole Miss	W 17-14		51,727
16.	11-22-01	Ole Miss	W 36-28		51,112
17.	9-11-04	Auburn	W 14-43		51,021
18.	8-31-06	South Carolina	0-15	L	50,277
19.	10-13-07	Tennessee	21-33	L	50,217
20.	8-30-07	LSU	0-45	L	50,112

YEARLY ATTENDANCE

YEAR	GMS	ATT.	AVG.	RECORD
2009	7	376,544	53,792	2-5
2008	6	260,716	43,453	4-2
2007	6	295,775	49,296	4-2
2006	7	290,688	41,527	1-6
2005	6	286,127	47,688	2-4
2004	6	306,545	43,792	3-4
2003	6	286,000	47,667	2-4
2002	6	289,748	48,291	2-4
2001	7	296,456	42,351	3-4
2000	5	214,790	42,958	4-1
1999	7	264,749	37,821	7-0
1998	5	186,925	37,385	5-0
1997	7	234,259	33,466	5-2
1996	6	207,360	34,560	2-4
1995	6	201,507	33,584	2-4
1994	6	219,088	36,515	4-2
1993	6	206,721	34,454	2-3-1
1992	5	197,099	39,420	4-1
1991	6	212,519	35,420	5-1
1990	5	172,827	34,565	2-3
1989	4	119,080	29,770	4-0
1988	4	135,218	33,805	1-3
1987	5	141,011	28,202	3-2
1986	4	157,565	39,391	2-2
1985	5	145,974	29,195	4-1
1984	4	119,913	29,978	2-2
1983	4	116,845	29,211	1-3
1982	4	127,665	31,916	2-2
1981	2	65,270	32,635	2-0
1980	2	68,924	34,462	1-1
1979	2	61,000	30,500	1-1
1978	2	69,100	34,550	1-1
1977	2	67,000	33,500	1-1
1976	3	89,000	29,667	3-0
1975	2	60,000	30,000	2-0
1974	2	66,000	33,000	2-0
1973	3	83,667	27,889	1-0-2
1972	3	76,000	25,333	3-0
1971	3	82,000	27,333	1-2
1970	2	61,000	30,500	1-1
TOTALS	170	6,316,355	37,155	96-72-3

SEASON ATTENDANCE RECORDS

# GAMES	ATTENDANCE/YEAR	AVG.
2 GAMES	69,100 IN 1978	34,550
3 GAMES	89,000 IN 1976	29,667
4 GAMES	157,565 IN 1986	39,391
5 GAMES	214,790 IN 2000	42,958
6 GAMES	295,775 IN 2007	49,296
7 GAMES	376,544 IN 2009	53,792

SCOTT FIELD RECORD - 218-125-13(636)

(includes five games forfeited by the NCAA from 1975-77)

SCOTT FIELD YEARLY ATTENDANCE (RANKED BY TOTAL ATTENDANCE)

YEAR	AVG.	GMS	TOTAL
1. 2009	53,792	7	376,544
2. 2004	43,792	7	306,545
3. 2001	42,351	7	296,456
4. 2007	49,296	6	295,775
5. 2006	41,527	7	290,688
6. 2002	48,291	6	289,748
7. 2005	47,688	6	286,127
8. 2003	47,667	6	286,000
9. 1999	37,821	7	264,749
10. 2008	43,453	6	260,710

SCOTT FIELD YEARLY ATTENDANCE (RANKED BY AVERAGE ATTENDANCE)

YEAR	TOTAL	GMS	AVG.
1. 2009	376,544	7	53,792
2. 2007	295,775	6	49,296
3. 2002	289,748	6	48,291
4. 2005	286,127	6	47,688
5. 2003	286,000	6	47,667
6. 2004	306,545	7	43,792
7. 2008	260,716	6	43,453
8. 2000	214,790	5	42,958
9. 2001	296,456	7	42,351
10. 2006	290,688	7	41,527

LARGEST ATTENDED MSU GAMES

RNK.	DATE	OPPONENT	SCORE	ATT.
1.	11-15-03	at Tennessee	21-59 L	104,223
2.	10-18-08	at Tennessee	3-34 L	98,239
3.	9-21-91	at Tennessee	24-26 L	95,974
4.	9-23-95	at Tennessee	14-52 L	95,232
5.	9-21-06	at Georgia	24-27 L	92,746

BEST RECORDS AT SCOTT FIELD

YEAR	RECORD
1. 1999	7-0
2. 1998	5-0
1910	5-0
4. 6 OCCASIONS	4-0

MOST WINS AT SCOTT FIELD

YEAR	WINS (RECORD)
1. 1999	7 (7-0)
2. 1998	5 (5-0)
1910	5 (5-0)
1991	5 (5-1)
1997	5 (5-2)

WINNING STREAKS AT SCOTT FIELD

W	Time Period	Ended Against
1.	20- 9/23/39 - 11/22/47	Ole Miss (L, 14-33)
2.	17- 10/2/07 - 11/3/11	Tulane (L, 4-5)
3.	16- 9/5/98 - 11/10/00	Arkansas (L, 10-17 [OT])
4.	12- 10/26/34 - 11/12/37	Duquesne (L, 0-9)
5.	10- 11/28/18 - 10/8/21	LSU (L, 14-17)

TOTAL ATTENDANCE RANKS

11-GAME SCHEDULE	
619,230.....	2001
585,448.....	2005
569,457.....	1989
568,396.....	1983
563,695.....	2004
539,606.....	1995
533,048.....	1994
531,908.....	1987
524,459.....	1993
512,333.....	1985
512,018.....	1979

12-GAME SCHEDULE

689,449.....	2002
672,660.....	2008
661,294.....	2006
659,379.....	1991
655,930.....	2003
641,122.....	2009
627,658.....	2000
594,887.....	1999
592,594.....	1992
574,504.....	1981
533,048.....	1994

13-GAME SCHEDULE

663,312.....	1998
617,058.....	2007

MISSISSIPPI VETERANS MEMORIAL STADIUM TOP MSU CROWDS

Rnk.	Date	Opponent	Score	Att.
1.	11-7-81	Southern Miss	6-7 L	64,112
2.	11-22-80	Ole Miss	W 19-14	62,520
3.	10-30-82	Alabama	12-20 L	62,110
4.	11-20-82	Ole Miss	W 27-10	61,286
5.	11-21-81	Ole Miss	W 17-21	61,153
6.	11-19-83	Ole Miss	W 23-24	59,758
7.	10-8-83	Southern Miss	6-31 L	58,311
8.	11-24-90	Ole Miss	9-21 L	56,652
9.	9-21-85	Southern Miss	W 23-20	54,300
10.	10-9-82	Southern Miss	W 14-20	54,236

BEST ROAD WIN-LOSS RECORDS

YEAR	RECORD
1. 1940	5-0
2. 1986	4-0

MOST ROAD WINS

YEAR	WINS (RECORD)
1. 1940	5 (5-0)
1935	5 (5-3)
3. 1986	4 (4-0)
1994	4 (4-1)
1980	4 (4-1)
1953	4 (4-1-1)
1941	4 (4-1-1)
8. 10 times (Last: 2009)	3 (3-2)

MEDIA INFORMATION

MISSISSIPPI STATE

2010 BULLDOGS

HISTORY

RECORDS



**MISSISSIPPI STATE UNIVERSITY
ALL-TIME BOWL RESULTS (13 GAMES)
RECORD: 7-6**

Date	Bowl	Opponent	Site	Stadium	Attendance	W-L	Score
1/1/37	Orange	Duquesne	Miami, Fla.	Orange Bowl	9,210	L	12-13
1/1/41	Orange	Georgetown	Miami, Fla.	Orange Bowl	29,554	W	14-7
12/21/63	Liberty	NC State	Philadelphia, Pa.	Philadelphia Stadium	8,309	W	16-12
12/28/74	Sun	North Carolina	El Paso, Texas	Sun Bowl	26,035	W	26-24
12/27/80	Sun	Nebraska	El Paso, Texas	Sun Bowl	34,723	L	17-31
12/31/81	Hall of Fame	Kansas	Birmingham, Ala.	Legion Field	41,672	W	10-0
12/29/91	Liberty	Air Force	Memphis, Tenn.	Liberty Bowl	61,497	L	15-38
1/1/93	Peach	North Carolina	Atlanta, Ga.	The Georgia Dome	69,125	L	17-21
1/2/95	Peach	NC State	Atlanta, Ga.	The Georgia Dome	64,902	L	24-28
1/1/99	Cotton	Texas	Dallas, Texas	Cotton Bowl	72,611	L	11-38
12/30/99	Peach	Clemson	Atlanta, Ga.	The Georgia Dome	73,315	W	17-7
12/31/00	Independence	Texas A&M	Shreveport, La.	Independence Stadium	36,974	W	43-41[OT]
12/29/07	Liberty	UCF	Memphis, Tenn.	Liberty Bowl	63,816	W	10-3

COACHES IN MSU BOWL GAMES

Date	Bowl	Opponent	MSU Coach	Opposing Coach
1/1/37	Orange	Duquesne	Ralph Sasse	John Smith
1/1/41	Orange	Georgetown	Allyn McKeen	Jack Hagerty
12/21/63	Liberty	North Carolina State	Paul Davis	Earle Edwards
12/28/74	Sun	North Carolina	Bob Tyler	Bill Dooley
12/27/80	Sun	Nebraska	Emory Bellard	Tom Osborne
12/31/81	Hall of Fame	Kansas	Emory Bellard	Don Fambrough
12/29/91	Liberty	Air Force	Jackie Sherrill	Fisher DeBerry
1/1/93	Peach	North Carolina	Jackie Sherrill	Mac Brown
1/2/95	Peach	North Carolina State	Jackie Sherrill	Mike O'Cain
1/1/99	Cotton	Texas	Jackie Sherrill	Mac Brown
12/30/99	Peach	Clemson	Jackie Sherrill	Tommy Bowden
12/31/00	Independence	Texas A&M	Jackie Sherrill	R.C. Slocum
12/29/07	Liberty	UCF	Sylvester Croom	George O'Leary

MSU BOWL GAME MOST VALUABLE PLAYERS

1963 LIBERTY BOWL

Ode Burrell

1974 SUN BOWL

Terry Vitrano
Jimmy Webb - Outstanding Lineman

1981 HALL OF FAME BOWL

John Bond
John Bond (MSU Offense)
Johnie Cooks (MSU Defense)

1991 MSU LIBERTY BOWL

Kenny Roberts (MSU Offense)
Keo Coleman (MSU Defense)

1993 PEACH BOWL

Greg Plump (MSU Offense)
Marc Woodard (MSU Defense)

1995 PEACH BOWL

Tim Rogers (MSU Offense)
Larry Williams (MSU Defense)

1999 PEACH BOWL

Wayne Madkin - Offensive

2000 INDEPENDENCE BOWL

Willie Blade - Defensive

2007 LIBERTY BOWL

Derek Pegues



BOWL RECORDS

TEAM RECORDS

PASSING

MOST COMPLETIONS

MSU: 25 vs. North Carolina (1993 Peach)
17 vs. Clemson (1999 Peach)
Opponent: 25 by Clemson (1999 Peach)
15 by Texas (1999 Cotton)
15 by Kansas (1981 Hall of Fame)

FEWEST COMPLETIONS

MSU: 3 vs. North Carolina (1974 Sun)
3 vs. NC State (1963 Liberty)
Opponent: 1 by Air Force (1991 Liberty)
5 by North Carolina (1974 Sun)
5 by NC State (1963 Liberty)
5 by Duquesne (1937 Orange)

MOST ATTEMPTS

MSU: 45 vs. North Carolina (1993 Peach)
40 vs. Texas (1999 Cotton)
Opponent: 56 by Clemson (1999 Peach)
31 by Kansas (1981 Hall of Fame)

FEWEST ATTEMPTS

MSU: 6 vs. NC State (1963 Liberty)
8 vs. North Carolina (1974 Sun)
Opponent: 2 by Air Force (1991 Liberty)
11 by Texas A&M (2000 Independence)

MOST YARDS

MSU: 296 vs. North Carolina (1993 Peach)
205 vs. Texas (1999 Cotton)
Opponent: 306 by Clemson (1999 Peach)
225 by Texas (1999 Cotton)

FEWEST YARDS

MSU: 28 vs. NC State (1963 Liberty)
44 vs. North Carolina (1974 Sun)
Opponent: 10 by Air Force (1991 Liberty)
58 by NC State (1963 Liberty)

MOST INTERCEPTIONS THROWN

MSU: 2 vs. North Carolina (1993 Peach)
2 vs. Nebraska (1980 Sun)
Opponent: 5 by Clemson (1999 Peach)
4 by Duquesne (1937 Orange)

PUNTING

MOST PUNTS

MSU: 11 vs. Georgetown (1941 Orange)
10 vs. Clemson (1999 Peach)
Opponent: 9 by Kansas (1981 Hall of Fame)
9 by Duquesne (1937 Orange)

HIGHEST PUNTING AVERAGE

MSU: 53.0 vs. NC State (1995 Peach)
Opponent: 48.0 by NC State (1995 Peach)

RETURNS

MOST PUNT RETURNS

MSU: 5 vs. Texas A&M (2000 Independence)
4 vs. Texas (1999 Cotton)
4 vs. North Carolina (1993 Peach)
Opponent: 4 by Kansas (1981 Hall of Fame)

MOST PUNT RETURN YARDS

MSU: 101 vs. NC State (1995 Peach)
Opponent: 43 by North Carolina (1993 Peach)

MOST KICKOFF RETURNS

MSU: 5 vs. Texas A&M (2000 Independence)
5 vs. Texas (1999 Cotton)
5 vs. North Carolina (1974 Sun)
Opponent: 5 by Texas A&M (2000 Independence)
5 by NC State (1995 Peach)
5 by North Carolina (1974 Sun)

MOST KICKOFF RETURN YARDS

MSU: 129 vs. Texas (1999 Cotton)
128 vs. Texas A&M (2000 Independence)
Opponent: 131 by North Carolina (1974 Sun)

RUSHING

MOST ATTEMPTS

MSU: 68 vs. North Carolina (1974 Sun)
53 vs. Kansas (1981 Hall of Fame)
53 vs. Nebraska (1980 Sun)
53 vs. NC State (1963 Liberty)
Opponent: 69 by Air Force (1991 Liberty)
54 by Nebraska (1980 Sun)
54 by North Carolina (1974 Sun)

FEWEST ATTEMPTS

MSU: 32 vs. Texas (1999 Cotton)
33 vs. Clemson (1999 Peach)
Opponent: 34 by Clemson (1999 Peach)
36 by North Carolina (1993 Peach)

MOST YARDS

MSU: 455 vs. North Carolina (1974 Sun)
275 vs. NC State (1963 Liberty)
Opponent: 318 by Air Force (1991 Liberty)
277 by North Carolina (1974 Sun)

FEWEST YARDS

MSU: 87 vs. Texas (1999 Cotton)
93 vs. Nebraska (1980 Sun)
Opponent: 35 by Kansas (1981 Hall of Fame)
125 by Georgetown (1941 Orange)

SCORING

MOST POINTS SCORED

MSU: 43 vs. Texas A&M (2000 Independence)
26 vs. North Carolina (1974 Sun)
Opponent: 41 by Texas A&M (2000 Independence)
38 by Texas (1999 Cotton)
38 by Air Force (1991 Liberty)

LARGEST MARGIN OF VICTORY

MSU: 10 pts (17-7) vs. Clemson (1999 Peach)
10 pts (10-0) vs. Kansas (1981 Hall of Fame)
Opponent: 27 pts (38-11) by Texas (1999 Cotton)
23 pts (38-15) by Air Force (1991 Liberty)

MOST FIELD GOALS ATTEMPTED

MSU: 6 vs. NC State (1995 Peach)
Opponent: 2 by NC State (1995 Peach)
2 by North Carolina (1974 Sun)

MOST FIELD GOALS MADE

MSU: 5 vs. NC State (1995 Peach)
Opponent: 2 by NC State (1995 Peach)

TOTAL OFFENSE

MOST YARDS

MSU: 499 vs. North Carolina (1974 Sun)
450 vs. North Carolina (1993 Peach)
Opponent: 463 by Texas (1999 Cotton)
402 by North Carolina (1974 Sun)

FEWEST YARDS

MSU: 158 vs. Georgetown (1941 Orange)
195 vs. Nebraska (1980 Sun)
Opponent: 206 by Kansas (1981 Hall of Fame)
229 by Georgetown (1941 Orange)

MOST PLAYS

MSU: 86 vs. North Carolina (1993 Peach)
76 vs. North Carolina (1974 Sun)
Opponent: 90 by Clemson (1999 Peach)
73 by NC State (1995 Peach)

FEWEST PLAYS

MSU: 56 vs. NC State (1963 Liberty)
59 vs. Texas A&M (2000 Independence)
Opponent: 53 by North Carolina (1993 Peach)
58 by Texas A&M (2000 Independence)

TEAM RECORDS

PASSING

MOST COMPLETIONS

MSU: 25 vs. North Carolina (1993 Peach)
17 vs. Clemson (1999 Peach)
Opponent: 25 by Clemson (1999 Peach)
15 by Texas (1999 Cotton)
15 by Kansas (1981 Hall of Fame)

FEWEST COMPLETIONS

MSU: 3 vs. North Carolina (1974 Sun)
3 vs. NC State (1963 Liberty)
Opponent: 1 by Air Force (1991 Liberty)
5 by North Carolina (1974 Sun)
5 by NC State (1963 Liberty)
5 by Duquesne (1937 Orange)

MOST ATTEMPTS

MSU: 45 vs. North Carolina (1993 Peach)
40 vs. Texas (1999 Cotton)
Opponent: 56 by Clemson (1999 Peach)
31 by Kansas (1981 Hall of Fame)

FEWEST ATTEMPTS

MSU: 6 vs. NC State (1963 Liberty)
8 vs. North Carolina (1974 Sun)
Opponent: 2 by Air Force (1991 Liberty)
11 by Texas A&M (2000 Independence)

MOST YARDS

MSU: 296 vs. North Carolina (1993 Peach)
205 vs. Texas (1999 Cotton)
Opponent: 306 by Clemson (1999 Peach)
225 by Texas (1999 Cotton)

FEWEST YARDS

MSU: 28 vs. NC State (1963 Liberty)
44 vs. North Carolina (1974 Sun)
Opponent: 10 by Air Force (1991 Liberty)
58 by NC State (1963 Liberty)

MOST INTERCEPTIONS THROWN

MSU: 2 vs. North Carolina (1993 Peach)
2 vs. Nebraska (1980 Sun)
Opponent: 5 by Clemson (1999 Peach)
4 by Duquesne (1937 Orange)

PUNTING

MOST PUNTS

MSU: 11 vs. Georgetown (1941 Orange)
10 vs. Clemson (1999 Peach)
Opponent: 9 by Kansas (1981 Hall of Fame)
9 by Duquesne (1937 Orange)

HIGHEST PUNTING AVERAGE

MSU: 53.0 vs. NC State (1995 Peach)

BOWL RECORDS



TEAM RECORDS

PASSING

MOST COMPLETIONS

MSU: 25 vs. North Carolina (1993 Peach)
17 vs. Clemson (1999 Peach)
Opponent: 25 by Clemson (1999 Peach)
15 by Texas (1999 Cotton)
15 by Kansas (1981 Hall of Fame)

FEWEST COMPLETIONS

MSU: 3 vs. North Carolina (1974 Sun)
3 vs. NC State (1963 Liberty)
Opponent: 1 by Air Force (1991 Liberty)
5 by North Carolina (1974 Sun)
5 by NC State (1963 Liberty)
5 by Duquesne (1937 Orange)

MOST ATTEMPTS

MSU: 45 vs. North Carolina (1993 Peach)
40 vs. Texas (1999 Cotton)
Opponent: 56 by Clemson (1999 Peach)
31 by Kansas (1981 Hall of Fame)

FEWEST ATTEMPTS

MSU: 6 vs. NC State (1963 Liberty)
8 vs. North Carolina (1974 Sun)
Opponent: 2 by Air Force (1991 Liberty)
11 by Texas A&M (2000 Independence)

MOST YARDS

MSU: 296 vs. North Carolina (1993 Peach)
205 vs. Texas (1999 Cotton)
Opponent: 306 by Clemson (1999 Peach)
225 by Texas (1999 Cotton)

FEWEST YARDS

MSU: 28 vs. NC State (1963 Liberty)
44 vs. North Carolina (1974 Sun)
Opponent: 10 by Air Force (1991 Liberty)
58 by NC State (1963 Liberty)

MOST INTERCEPTIONS THROWN

MSU: 2 vs. North Carolina (1993 Peach)
2 vs. Nebraska (1980 Sun)
Opponent: 5 by Clemson (1999 Peach)
4 by Duquesne (1937 Orange)

PUNTING

MOST PUNTS

MSU: 11 vs. Georgetown (1941 Orange)
10 vs. Clemson (1999 Peach)
Opponent: 9 by Kansas (1981 Hall of Fame)
9 by Duquesne (1937 Orange)

HIGHEST PUNTING AVERAGE

MSU: 53.0 vs. NC State (1995 Peach)
Opponent: 48.0 by NC State (1995 Peach)

RETURNS

MOST PUNT RETURNS

MSU: 5 vs. Texas A&M (2000 Independence)
4 vs. Texas (1999 Cotton)
4 vs. North Carolina (1993 Peach)
Opponent: 4 by Kansas (1981 Hall of Fame)

MOST PUNT RETURN YARDS

MSU: 101 vs. NC State (1995 Peach)
Opponent: 43 by North Carolina (1993 Peach)

MOST KICKOFF RETURNS

MSU: 5 vs. Texas A&M (2000 Independence)
5 vs. Texas (1999 Cotton)
5 vs. North Carolina (1974 Sun)
Opponent: 5 by Texas A&M (2000 Independence)
5 by NC State (1995 Peach)
5 by North Carolina (1974 Sun)

MOST KICKOFF RETURN YARDS

MSU: 129 vs. Texas (1999 Cotton)
128 vs. Texas A&M (2000 Independence)
Opponent: 131 by North Carolina (1974 Sun)

RUSHING

MOST ATTEMPTS

MSU: 68 vs. North Carolina (1974 Sun)
53 vs. Kansas (1981 Hall of Fame)
53 vs. Nebraska (1980 Sun)
53 vs. NC State (1963 Liberty)
Opponent: 69 by Air Force (1991 Liberty)
54 by Nebraska (1980 Sun)
54 by North Carolina (1974 Sun)

FEWEST ATTEMPTS

MSU: 32 vs. Texas (1999 Cotton)
33 vs. Clemson (1999 Peach)
Opponent: 34 by Clemson (1999 Peach)
36 by North Carolina (1993 Peach)

MOST YARDS

MSU: 455 vs. North Carolina (1974 Sun)
275 vs. NC State (1963 Liberty)
Opponent: 318 by Air Force (1991 Liberty)
277 by North Carolina (1974 Sun)

FEWEST YARDS

MSU: 87 vs. Texas (1999 Cotton)
93 vs. Nebraska (1980 Sun)
Opponent: 35 by Kansas (1981 Hall of Fame)
125 by Georgetown (1941 Orange)

SCORING

MOST POINTS SCORED

MSU: 43 vs. Texas A&M (2000 Independence)
26 vs. North Carolina (1974 Sun)
Opponent: 41 by Texas A&M (2000 Independence)
38 by Texas (1999 Cotton)
38 by Air Force (1991 Liberty)

LARGEST MARGIN OF VICTORY

MSU: 10 pts (17-7) vs. Clemson (1999 Peach)
10 pts (10-0) vs. Kansas (1981 Hall of Fame)
Opponent: 27 pts (38-11) by Texas (1999 Cotton)
23 pts (38-15) by Air Force (1991 Liberty)

MOST FIELD GOALS ATTEMPTED

MSU: 6 vs. NC State (1995 Peach)
Opponent: 2 by NC State (1995 Peach)
2 by North Carolina (1974 Sun)

MOST FIELD GOALS MADE

MSU: 5 vs. NC State (1995 Peach)
Opponent: 2 by NC State (1995 Peach)

TOTAL OFFENSE

MOST YARDS

MSU: 499 vs. North Carolina (1974 Sun)
450 vs. North Carolina (1993 Peach)
Opponent: 463 by Texas (1999 Cotton)
402 by North Carolina (1974 Sun)

FEWEST YARDS


MSU: 158 vs. Georgetown (1941 Orange)
195 vs. Nebraska (1980 Sun)
Opponent: 206 by Kansas (1981 Hall of Fame)
229 by Georgetown (1941 Orange)

MOST PLAYS

MSU: 86 vs. North Carolina (1993 Peach)
76 vs. North Carolina (1974 Sun)
Opponent: 90 by Clemson (1999 Peach)
73 by NC State (1995 Peach)

FEWEST PLAYS

MSU: 56 vs. NC State (1963 Liberty)
59 vs. Texas A&M (2000 Independence)
Opponent: 53 by North Carolina (1993 Peach)
58 by Texas A&M (2000 Independence)



Mississippi State 12
Duquesne 13

January 1, 1937 - Orange Bowl - Miami, Florida

A desperation 72-yard touchdown pass from tailback Boyd Brumbaugh to end Ernie Hefferlie spelled an end to Mississippi State's upset hopes as Duquesne edged the Bulldogs 13-12 in the first decade of Orange Bowl history.

With time running out, coach John "Little Clipper" Smith's Dukes went to the air. His team had thrown six straight incompletions before Brumbaugh heaved one after fading back all the way to his own 20-yard line. Hefferlie cradled it in at the State 25 and scored untouched for the game-winner.

"A shouting, shirt-sleeved crowd of 9,210 went wild when Brumbaugh's bull's eye in the final period pulled the Dukes from almost certain defeat," a local newspaper account detailed.

Coach Ralph Sasse's Bulldogs, who ended the year at a hearty 7-3-1 after the postseason clash, scored first on a 10-yard run by back Ike Pickle. Pickle later boomed an 82-yard punt for an Orange Bowl record that still stands.

After Brumbaugh plunged 1 yard and a PAT kick put the Dukes of Pittsburgh, Pa., ahead 7-6, State reversed the advantage again when tailback Pee Wee Armstrong of Meridian lofted a 40-yard touchdown pass to Fred Walters of Laurel to give the Bulldogs a 12-7 lead. That same twosome had combined for a 65-yard scoring pass to give MSU a stunning 13-7 upset at Army during the 1935 season.

Armstrong's scintillating passes had provided State with the impetus to gain the lead. His aerial strikes set up Pickle's touchdown run prior to his throw to Walters to gain Mississippi State the lead.

Brumbaugh later found Hefferlie for the game-winning TD pass in the fourth quarter. The Dukes edged State after two Bulldog conversion tries had failed.

The narrow loss to Duquesne was a microcosm of the '36 season for State. The Maroons lost three games by a total of 20 points.

Mississippi State 6 6 0 0 = 12
Duquesne 0 7 0 6 = 13

MSU — Pickle 10 run (kick failed)
DU — Brumbaugh 1 run (Brumbaugh kick)
MSU — Walters 40 pass from Armstrong (kick failed)
DU — Hefferlie 72 pass from Brumbaugh (kick failed)

Table with 3 columns: Statistic, MSU, DU. Rows include First Downs, Rushing Yards, Passing Yards, Passes (C-A-I), Total Offense, Fumbles-Lost, Penalties-Yards.




MEDIA INFORMATION

MISSISSIPPI STATE

2010 BULLDOGS

HISTORY

RECORDS



Mississippi State 14 Georgetown 7

January 1, 1941 - Orange Bowl - Miami, Florida

The Associated Press proclaimed following State's standout season: "Mississippi State reigns as undisputed king of football in the Deep South. State's 13-0 trouncing of Alabama and subsequent acceptance of an Orange Bowl bid eliminated any doubt that the Maroons were gridiron kings of these parts."

Almost a year before the United States of America officially entered World War II, Mississippi State downed the Georgetown Hoyas (who reigned strongly in Eastern football circles in those days) 14-7 in the '41 Orange Bowl to end the year with a 10-0-1 record and a No. 9 ranking nationally.

Coach Allyn McKeen's crew scored in the first quarter when tackle John Tripson covered a blocked Hoya punt in the end zone and Wilbur Dees' extra point gave the Bulldogs a quick 7-0 lead.

State's rugged defense took control in the second quarter after the Bulldogs had jumped ahead 14-0 when tailback Billy Jefferson scored on a 2-yard dive play and Sonny Bruce kicked the PAT.

Georgetown dented Coach McKeen's vaunted defense for the lone Hoyas' TD of the day in the third quarter when Benny Castiglia hit paydirt on a 2-yard run. But MSU managed good ball control behind the running of tailback Harvey Johnson and the defensive work of all-America end Buddy Elrod to secure its first bowl win.

State was led by Starkville native Hunter Corhern, a captain of the team and an outstanding guard. MSU was considered to have the finest line in the South during the '40 season, a group that boasted three all-Southeastern Conference performers, plus the aforementioned Elrod, a consensus all-America.

When asked to compare all his great teams at Mississippi State, head coach Allyn McKeen said, "Some of the school's greatest wins came during the 1939 season, but I have to go with the 1940 team as my best."

Mississippi State 7 7 0 0 = 14
Georgetown 0 0 7 0 = 7

MSU — Tripson blocked-punt recovery (Dees kick)
MSU — Jefferson 2 run (Bruce kick)
GU — Castiglia 2 run (Lio kick)

	MSU	GU
First Downs	8	14
Rushing Yards	106	125
Passing Yards	52	104
Passes (C-A-I)	5-11-0	10-23-3
Total Offense	158	229
Fumbles-Lost	2-0	1-0
Penalty Yards	71	90

Attendance: 29,554



1963 LIBERTY BOWL



Mississippi State 16 NC State 12

December 21, 1963 - Philadelphia Stadium - Philadelphia, Pennsylvania

Hot coffee froze on press box ledges between kickoff and halftime, but the action on the field was warm enough to offset eight-degree temperatures and 17 mile-per-hour winds outside as coach Paul Davis' Bulldogs took a 16-12 win over the North Carolina State Wolfpack.

As the Bulldogs capped a 7-2-2 season before their first national television audience (on NBC, with the legendary Lindsey Nelson providing play-by-play) at Philadelphia Stadium, a blocked punt helped provide MSU's margin of victory for the second bowl game in a row.

In the first quarter, MSU end Bill McGuire blocked a Dave Houtz punt at the N.C. State 26, and fellow end Tommy Inman scooped up the loose football and ran it 11 yards for an MSU score. Justin Canale's PAT made it 7-0. Quarterback Sonny Fisher gave the Bulldogs a little more breathing room later in the period as the Laurel, Miss., resident sprinted 3 yards for a second touchdown. Canale's extra-point kick failed, but the future pro football standout later redeemed himself.

He gave MSU a 16-0 second-quarter lead with a 43-yard field goal into the gusty wind.

But North Carolina State made a bit of a comeback bid, aided by 122 yards on 11 penalties assessed against the aggressive Bulldogs. The Wolfpack scored the last two touchdowns of the game, but both two-point conversion attempts failed.

Coach Davis and his team had heaters on the State bench and a Plexiglas canopy to protect them from the frigid air.

"The defense did a good job all day, especially considering the conditions," Davis said. "We had a stronger line."

Mississippi State 13 3 0 0 = 16
NC State 0 6 0 6 = 12

MSU — Inman 11 blocked-punt return (Canale kick)

MSU — Fisher 3 run (kick failed)

MSU — Canale 43 FG

NCSU — Rossi 1 run (pass failed)

NCSU — Barlow 5 pass from Rossi (pass failed)

	MSU	NCSU
First Downs	16	15
Rushing Yards	53-275	52-176
Passing Yards	28	58
Passes (C-A-I)	3-6-1	5-12-0
Total Offense	303	234
Fumbles-Lost	2-1	2-2
Penalties-Yards	11-122	3-25

Rushing: (MSU) Granger 13-94, Fisher 16-81 1TD, Burrell, 10-69, Hodges 8-21, Sparks 4-18, Edwards 2-(-8); (NCSU) Rossi 18-67 1TD, Falzarano 12-42, Scarpati 7-22, Kazarsky 7-21, Clark 7-17, Houtz 1-7.

Passing: (MSU) Edwards 1-1-18-0; Fisher 2-5-10-1; (NCSU) Rossi 5-12-58-0 1TD.

Receiving: (MSU) Bland 2-17, Inman 1-11; (NCSU) Barlow 3-30 1TD, Clark 1-23, Scarpati 1-5.

Attendance: 8,309




MEDIA INFORMATION

MISSISSIPPI STATE

2010 BULLDOGS

HISTORY

RECORDS



Mississippi State 26 North Carolina 24

December 28, 1974 - Sun Bowl - El Paso, Texas

Mississippi State's 26-24 Sun Bowl win over North Carolina was one of the truly great contests of the 1974-75 bowl season.

Coach Bob Tyler's Bulldogs, who finished 9-3 and 18th in the nation, set the stage for the game when Most Valuable Offensive Player Terry Vitrano took a handoff from quarterback Rocky Felker and sprinted 55 yards on the game's opening play.

While a rising fog blanketed the field during most of the first half, Vitrano gained big chunks of real estate to end the day with 164 yards on 20 carries, including a game-winning, two-yard touchdown run.

That run capped a 6:29 drive that ate most of the fourth-quarter clock, ending at the 3:41 mark. Three times MSU faced third downs on the drive and State faced a fourth-and-2 at the UNC 25-yard line, where Felker called his own number, clawing for 15 yards. Felker then ran eight more yards to set up Vitrano winning score.

The drive reminded both Tyler and Felker of the Bulldogs' 29-28 win over Memphis State earlier in the year, a game in which State drove 98 yards in the closing two minutes for the win.

All-America defensive tackle Jimmy Webb, named Most Valuable Defensive Player in the game, registered one of his most critical 12 tackles of the day on a fourth-and-short situation at midfield in the fourth quarter to preserve the MSU win.

MSU's all-SEC tailback Walter Packer piled up 183 yards on 24 attempts, scoring on runs of 1 and 16 yards while Vic Nickels kicked field goals of 24 and 32 yards.

Mississippi State's 455 yards of rushing, which still stand as a Sun Bowl record, were just a bit much for the Tar Heels, coached by MSU grad Bill Dooley.

"This team was better than we expected in a lot of ways," Tyler said. "I think we're a year ahead. We established unity in our program that usually takes two seasons to establish. I've never been more confident or enthusiastic about the future than I am right now."

Mississippi State 7 3 10 6 =26
North Carolina 7 0 14 3 =24

- MSU** — Packer 1 run (Nickels kick)
- UNC** — Betterson 1 run (Alexander kick)
- MSU** — Nickels 24 FG
- UNC** — Betterson 6 run (Alexander kick)
- MSU** — Packer 16 run (Nickels kick)
- UNC** — Jerome 29 pass from Kupec (Alexander kick)
- MSU** — Nickels 32 FG
- UNC** — Alexander 26 FG
- MSU** — Vitrano 2 run (kick failed)

	MSU	UNC
First Downs	25	22
Rushes-Yards	68-455	54-277
Passing Yards	44	125
Passes (C-A-I)	3-8-0	5-15-1
Total Offense	499	402
Fumbles-Lost	1-1	3-0
Penalties-Yards	5-45	2-30

RUSHING: (MSU) Packer 24-183 2TD, Vitrano 20-164 1TD, Felker 14-69, Johnson 7-22, Smith 3-17; (UNC) Voight 17-90, Betterson 19-84 2TD, Oliver 9-57, Lamens 4-32, Jerome 4-14, Kupec 1-(-10).

PASSING: (MSU) Felker 2-7-33-0; Johnson 1-1-11-0; (UNC) Kupec 5-15-125-1 1TD.

RECEIVING: (MSU) Lewis 2-27, Barkum 1-17; (UNC) Norton 2-61, Jerome 2-42 1TD, Waddell 1-22.

Attendance: 26,035



Mississippi State 17
Nebraska 31

December 27, 1980 - Sun Bowl - El Paso, Texas

The scene was the same as six years earlier in the Sun Bowl when Mississippi State engaged a team that had as much talent as any football power in the nation.

This bowl trip proved to be less successful, however, as coach Tom Osborne's Huskers prevailed in a 31-17 contest.

Mississippi State had won five consecutive regular-season games to enter the contest with a 9-2 record under coach Emory Bellard, but Nebraska was just a bit too deep and powerful as the Huskers took a 17-0 halftime lead.

State's high-powered offensive attack, which set school records for total offense and rushing offense, later cut the margin to 24-17 behind the option play of freshman quarterback John Bond of Valdosta, Ga. He ran for one touchdown on a 1-yard sneak and hit all-SEC tailback Michael Haddix of Walnut, Miss., for an 11-yard TD pass and MSU's final touchdown.

The day, however, belonged to Nebraska's defense, which held Bond to minus-8 yards rushing on 16 carries, and to seven completions in 19 attempts with two interceptions.

Sophomore kicking specialist Dana Moore from Baton Rouge, La., booted a 47-yard field goal and had a 64-yard punt, enabling him to achieve an MSU-record, 50-yard punting average for the afternoon.

"I am proud of our team and the season we had," Bellard said. "We just flat out gave Nebraska too many opportunities. Our defense played well enough to win. Looking at what we have, we will be back next year."

Mississippi State 0 0 3 14 = 17
Nebraska 7 10 7 7 = 31

- UN — Brown 23 run (Seibel kick), 12:30 1st
UN — Seibel 22 FG, 3:23 2nd
UN — Finn 8 pass from Quinn (Seibel kick), 1:57 2nd
MSU — Moore 47 FG, 7:12 3rd
UN — Franklin 2 run (Seibel kick), 2:16 3rd
MSU — Bond 1 run (Morgan kick), 11:44 4th
UN — McCrady 52 pass from Quinn (Seibel kick), 3:21 4th
MSU — Haddix 11 pass from Bond (Morgan kick), 1:00 4th

Table with 3 columns: Statistic, MSU, UN. Rows include First Downs, Rushes-Yards, Passing Yards, Passes (C-A-I), Total Offense, Fumbles-Lost, Penalties-Yards.

RUSHING: (MSU) King 23-96, Haddix 4-14, Wonsley 1-8, McDole 5-7, Collins 1-2, Parenton 2-(-4), Bond 16-(-8), Moore 1-(-21); (UN) Franklin 17-67 1TD, Redwine 13-42, Brown 1-23 1TD, Craig 5-13, Steels 2-9, Kotera 2-7, Johnson 3-3, Quinn 11-(-5).

PASSING: (MSU) Bond 7-19-102-2 1TD; (UN) Quinn 9-19-151-1 2TD.

RECEIVING: (MSU) McDole 4-69, Price 1-25, Haddix 1-11 1TD, Doss 1-7; (UN) McCrady 2-107 1TD, Brown 2-16, Steels 2-14, Davies 1-9, Finn 1-8 1TD, Kotera 1-5.

Attendance: 34,723.



MEDIA INFORMATION

MISSISSIPPI STATE

2010 BULLDOGS

HISTORY

RECORDS



Mississippi State 10 Kansas 0

December 31, 1981 - Legion Field - Birmingham, Alabama

With Defensive Most Valuable Player and all-America line-backer Johnnie Cooks of Leland, Miss., leading a fierce charge, Mississippi State scored its first bowl shutout win by downing the Kansas Jayhawks of the Big Eight Conference 10-0 to improve its bowl record to 4-2.

It was, indeed, a day for the defense.

The Bulldogs, aided by a steady mist that fell throughout the day, held Kansas to 35 yards rushing on 40 attempts, intercepted a pair of Jayhawk passes, and forced a fumble. State recorded its first shutout since 1979.

Lightning struck early for the Bulldogs as all-SEC defensive back Rob Fesmire of Nashville, Tenn., recovered a Ricky Green fumble on the opening kickoff and the opportunistic Bulldogs scored on the next play. Quarterback John Bond, State's Offensive Most Valuable Player and the game's MVP, sprinted 17 yards around right end on the first play from scrimmage and Bob Morgan's PAT gave the Bulldogs an early 7-0 lead.

Place-kicker Dana Moore iced the game with a 22-yard field goal with just over 11 minutes left in the first half for the final margin of victory. The Bulldogs advanced to 8-4 and moved up to 17th in the final AP national poll.

Moore also set a record, averaging 49.1 yards per punt on nine kicks.

Wingback Danny Knight of Natchez, Miss., contributed a big 37-yard sprint down the left sideline on a third-and-long situation while Cooks, defensive tackles Glen Collins, Earnest Barnes and a number of unsung heroes on the specialty teams gathered together to provide the Bulldogs with the ingredients necessary for a satisfying bowl win.

"The whole defensive unit played extremely well," MSU head coach Emory Bellard said. "We didn't ring the bell quite enough on offense, but we did move the ball down the field a good bit."

Mississippi State 7 3 0 0 = 10
Kansas 0 0 0 0 = 0

MSU — Bond 17 run (Morgan kick)
MSU — Moore 22 FG

	MSU	KU
First Downs	12	14
Rushing Yards	53-236	40-35
Passing Yards	51	171
Passes (C-A-I)	5-16-0	15-31-2
Total Offense	287	206
Fumbles-Lost	5-1	1-1
Penalties-Yards	10-65	7-82

RUSHING: (MSU) Knight 10-79, Bond 17-79 1TD, King 14-38, Haddix 7-25, Windham 3-5, Edwards 1-5, Wonsley 1-5; (KU) Taylor 20-61, Jones 7-20, Green 1-(-2), Smith 7-(-9), Frederick 5-(-35).

PASSING: (MSU) Bond 5-16-51-0; (KU) Smith 8-22-61-2; Frederick 7-9-110-0.

RECEIVING: (MSU) Haddix 2-16, Price 1-15, Richardson 1-13, Aldredge 1-7; (KU) Taylor 7-41, Johnson 3-34, Capers 2-57, Bastin 2-20, Jones 1-19.

Attendance: 41,672



1991 LIBERTY BOWL


MEDIA INFORMATION

MISSISSIPPI STATE

2010 BULLDOGS

HISTORY

RECORDS



Mississippi State 15 Air Force 38

December 29, 1991 - Liberty Bowl - Memphis, Tennessee

An all-time Liberty Bowl crowd of 61,497 looked on as the wishbone-attack of the Air Force Academy spoiled Mississippi State's return to the bowl scene with a 38-15 victory over the Bulldogs in the 33rd annual Liberty Bowl postseason contest.

Directed by all-WAC quarterback and Liberty Bowl MVP Rob Perez, the Falcons piled up 318 net yards rushing while attempting only two passes in this ESPN telecast. A potent ground attack earned AFA a 37:34-22:26 edge in possession time.

The Falcons jumped on MSU early as they posted three unanswered touchdowns before the Bulldogs dented the scoreboard just before halftime. AFA scored on a pair of 1-yard plunges by Jason Jones and Perez in the opening stanza. A 35-yard fumble return by Air Force's Shannon Yates at the 6:12 mark of the second quarter stretched the lead to 21-0.

The Bulldogs got on the scoreboard with the final score of the first half, a 4-yard touchdown pass from quarterback Sleepy Robinson to tight end Trenell Edwards.

After the intermission, AFA added a third-quarter, 20-yard field goal by Joe Wood and a 31-yard touchdown gallop by Scott Hufford to build the Falcons' insurmountable lead to 31-7 with 14:19 remaining in the contest.

Making its first bowl appearance in 10 years, MSU scored its final points on a 7-yard run by fullback Michael Davis with 7:23 left on the game clock.

Mississippi State 0 7 0 8 = 15
Air Force 14 7 3 14 = 38

- AFA — Jones 1 run (Wood kick), 5:07 1st
- AFA — Perez 1 run (Wood kick), 2:11 1st
- AFA — Yates 35 fumble return (Wood kick), 6:12 2nd
- MSU — Edwards 4 pass from Robinson (Gardner kick), 0:35 2nd
- AFA — Wood 20 FG, 2:31 3rd
- AFA — Hufford 31 run (Wood kick), 14:19 4th
- MSU — Davis 7 run (Robinson pass from Jordan), 7:23 4th
- AFA — Simpson fumble recovery (Wood kick), 6:05 4th

	MSU	AFA
First Downs	18	19
Rushes-Yards	36-163	69-318
Passing Yards	121	10
Passes (C-A-I)	13-24-1	1-2-1
Total Offense	284	328
Fumbles-Lost	3-2	2-0
Penalties-Yards	5-35	4-31
Time of Possession	22:26	37:34

RUSHING: (MSU) Roberts 8-62, Robinson 15-41, Williamson 5-28, Davis 2-18 1TD, Jordan 3-7, Prince 2-7, Galloway 1-0; (AFA) Perez 26-114 1TD, Jones 21-73 1TD, Gray 1-33, Hufford 1-31 1TD, Banks 5-23, Baker 4-18, Onuoha 5-12, Young 4-11, Parisi 2-3.

PASSING: (MSU) Robinson 6-12-49-0 1TD; Jordan 7-12-72-1; (AFA) Perez 1-2-10-1.

RECEIVING: (MSU) Roberts 4-28, W. Harris 3-37, Edwards 2-25 1TD, Davis 2-19, Prince 1-9, James 1-3; (AFA) Wilkie 1-10.

Attendance: 61,497



MEDIA INFORMATION

MISSISSIPPI STATE

2010 BULLDOGS

HISTORY

RECORDS



Mississippi State 17 North Carolina 21

January 1, 1993 - The Georgia Dome - Atlanta, Georgia

Despite jumping out to a 14-0 first-quarter lead, Mississippi State couldn't hold off a North Carolina squad playing an inspired second half as the Tar Heels posted a 21-17 victory in the first Peach Bowl held inside The Georgia Dome.

The Bulldogs jumped on top early, scoring on their first possession when Greg Plump found Olanda Truitt on a 2-yard touchdown pass. MSU added to that lead when Kenny Roberts raced 22 yards on the final play of the first quarter to give the Bulldogs a 14-0 lead.

State had a chance to put the game away in the second quarter, but a pair of Plump-to-Truitt touchdown passes were called back due to Bulldog holding penalties.

Trailing 14-0 at halftime, North Carolina took the second half kickoff and drove 82 yards to score on Natrone Means' 1-yard plunge. Later in the third period, the Tar Heels' Bracey Walker broke through to block a Todd Jordan punt and raced 24 yards into the end zone to tie the game at 14-14.

North Carolina took the lead for good early in the fourth quarter when UNC's Cliff Baskerville intercepted a Plump pass and returned it 44 yards for the go-ahead touchdown. After Chris Gardner's 46-yard field goal made the score 21-17, the Bulldogs had their chances to win the game late. MSU drove inside the Tar Heel 30 twice in the game's final three minutes, but an interception and loss on downs, respectively, doomed the Bulldogs' final chances.

Mississippi State 14 0 0 3 = 17
North Carolina 0 0 14 7 = 21

- MSU** — Truitt 2 pass from Plump (Gardner kick), 11:09 1st
- MSU** — Roberts 22 run (Gardner kick), 0:00 1st
- UNC** — Means 1 run (Pignetti kick), 12:39 3rd
- UNC** — Walker 24 blocked-punt return (Pignetti kick), 6:38 3rd
- UNC** — Baskerville 44 interception return (Pignetti kick), 12:36 4th
- MSU** — Gardner 46 FG, 8:42 4th

	MSU	UNC
First Downs	24	13
Rushes-Yards	41-144	36-149
Passing Yards	296	106
Passes (C-A-I)	25-45-2	7-17-2
Total Offense	450	255
Fumbles-Lost	1-0	1-1
Penalties-Yards	9-87	4-36
Time of Possession	34:33	25:27

RUSHING: (MSU) Roberts 9-64 1TD, Davis 10-32, T. James 6-24, Prince 5-19, Jordan 1-9, Hudson 1-5, Truitt 1-0, Plump 8-(-9); **(UNC)** Means 21-128 1TD, Faulkerson 4-9, Thomas 9-6, Jordan 1-3, Brooks 1-3.

PASSING: (MSU) Plump 24-40-2 287 1TD, Jordan 1-4-0 9, Hudson 0-1-0 0; **(UNC)** Thomas 7-16-2 106, Jerry 0-1-0 0.

RECEIVING: (MSU) Wi.Harris 8-127, Roberts 5-49, Truitt 3-31 1TD, Prince 2-23, Clanton 2-21, James 2-0, Ward 1-20, C.Jones 1-16, Knight 1-9; **(UNC)** Brooks 2-60, Jerry 2-20, Means 1-15, Holliday 1-13, Felton 1-(-2).

Attendance: 69,125



Mississippi State 24
NC State 28

January 2, 1995 - The Georgia Dome - Atlanta, Georgia

For the second time in three years, Mississippi State earned a berth in the Peach Bowl. And for the second time in three years, the Bulldogs held a third-quarter lead over its counterpart. But again, State could not maintain that advantage, dropping a 28-24 decision to NC State.

Like it had done two years prior, Mississippi State gained an early advantage in this Peach Bowl match-up. Place-kicker Tim Rogers, MSU's Offensive Player of the Game, booted a 37-yard field goal just 2:21 into the contest, and the Bulldogs had a 3-0 advantage. It would be the first of a bowl-record and school-standard tying five field goals for Rogers.

But, as NC State was able to do throughout the game, the Wolfpack erased that early lead. Running back Tremayne Stephens capped an 80-yard drive with a 2-yard touchdown run to give NCSU a 7-3 lead.

Rogers and Steve Videtich traded field goals around the first-quarter break before the Bulldogs mounted a touchdown drive of their own. Senior running back Michael Davis scored from 11 yards out to give MSU a 13-10 edge.

A pair of big plays opened the door for the Bulldogs to take control of the game as the second half began. Forcing the 'Pack to punt on their first series of the second half, Andre Bennett blocked the NC State kick into the end zone for a safety, and MSU had a two-point lead.

On the ensuing free kick, Keffer McGee returned the punt a bowl-record 50 yards, putting the Bulldogs in business at the NCSU 15-yard line. Unable to advance the ball into the end zone, State settled for a Rogers field goal and its lead was just 18-13.

Three plays later, however, Larry Williams, State's Defensive Player of the Game, put his team back in scoring position with a standout defensive play. On a second-and-16 play from the NCSU 30, Williams sacked quarterback Terry Harvey, stripped him of the football, and then recovered the pigskin at the 21.

But once again, the Bulldog attack was not able to capitalize, and Rogers was forced to convert a 36-yard field goal.

Rejuvenated by the disaster averted, NC State struck for a game-tying touchdown and two-point conversion at the close of the third period. Harvey hit Dallas Dickerson from 3 yards out for the score, and then ran for the extra points.

The Wolfpack used a big play of their own, a 62-yard pass play to set up their go-ahead score. Freshman fullback Carlos King bulled in from 11 yards away and State was down 28-21.

Mississippi State 6 7 8 3 = 24
NC State 7 6 8 7 = 28

- MSU — Rogers 37 FG, 12:29 1st
NCSU — Stephens 2 rush (Videtich kick), 9:21 1st
MSU — Rogers 21 FG, 2:57 1st
NCSU — Videtich 45 FG, 13:21 2nd
MSU — Davis 11 run (Rogers kick), 7:29 2nd
NCSU — Videtich 36 FG, 0:08 2nd
MSU — Safety (blocked punt), 13:27 3rd
MSU — Rogers 29 FG, 10:45 3rd
MSU — Rogers 36 FG, 8:36 3rd
NCSU — Dickerson 3 pass from Harvey (Harvey run), 1:12 3rd
NCSU — King 11 run (Videtich kick), 13:06 4th
MSU — Rogers 30 FG, 4:47 4th

Table with 3 columns: Statistic, MSU, NCSU. Rows include First Downs, Rushes-Yards, Passing Yards, Passes (C-A-I), Total Offense, Fumbles-Lost, Penalties-Yards, Time of Possession.

RUSHING: (MSU) Davis 13-51 1TD, Bouie 12-51, McCrary 3-10, Moulds 2-10, Clark 2-(-1), Taite 3-(-4); (NCSU) Stephens 21-105 1TD, King 6-38 1TD, Brown 7-25, Hill 1-4, Fitzgerald 3-3, Bender 2-3, Harvey 7-0, Grissett 1-(-6).

PASSING: (MSU) Taite 13-28-0 141, Clark 1-1-0 44; (NCSU) Harvey 11-18-0 139 1TD, Bender 3-7-1 25.

RECEIVING: (MSU) McCrary 3-39, C. Jones 3-39, Watkins 3-20, McGee 2-62, Bouie 1-11, M. Brown 1-9, Moulds 1-5; (NCSU) Dickerson 3-31 1TD, Grissett 2-68, Guffie 2-30, King 2-9, Fitzgerald 2-5, Stephens 1-9, Thomas 1-8, Hill 1-4.

Attendance: 64,902



MEDIA INFORMATION

MISSISSIPPI STATE

2010 BULLDOGS

HISTORY

RECORDS



Mississippi State 11
Texas 38

January 1, 1999 - Cotton Bowl - Dallas, Texas

Playing in their first traditional New Year's Day bowl game since the 1941 Orange Bowl, the Bulldogs faced an enormous task in trying to stop the University of Texas and its Heisman Trophy winner Ricky Williams. Behind Williams' Cotton Bowl record 203 yards rushing and two touchdowns, the Longhorns snapped their seven-game losing slide to Jackie Sherrill and defeated Mississippi State 38-11 in the Southwestern Bell Cotton Bowl Classic.

Texas struck early in the contest behind the arm of quarterback Major Applewhite. The freshman found Wayne McGarity late in the opening period on a 59-yard scoring strike, giving Texas an early 7-0 lead.

The Longhorns took advantage of good field position and a long pass play to take a 14-0 lead, as Applewhite again called McGarity's number for a 52-yard touchdown with 5:11 to go in the first half.

Mississippi State would close out the scoring in the half with a 39-yard field goal from senior Brian Hazelwood.

After showcasing their passing game in the first half, Texas began to exploit a tired Bulldog defense with a running game that featured the NCAA's career rushing leader in Williams, who got the scoring started in the second half with a 37-yard gallop to stretch the Longhorns' lead to 21-3 just 2:26 into the second half. A Kris Stockton field goal would extend the UT lead to 24-3 six minutes later.

The Bulldog offense, led by James Johnson's 112 yards on the ground, still struggled to find its niche against a stubborn Texas defense. An injury to star all-purpose receiver Kevin Prentiss in the opening half made their task even more difficult. Unable to keep the weary MSU defense off the field, the Bulldogs were victimized by another Williams' scoring run at the 2:42 mark of the third period as Texas grabbed control of the contest with a 31-3 advantage.

Mississippi State 0 3 0 8 = 11
Texas 7 7 24 0 = 38

UT — McGarity 59 pass from Applewhite (Stockton kick), 2:17 1st
UT — McGarity 52 pass from Applewhite (Stockton kick), 5:11 2nd
MSU — Hazelwood 39 FG, 2:32 2nd
UT — R. Williams 37 run (Stockton kick), 12:34 3rd
UT — Stockton 47 FG, 6:39 3rd
UT — R. Williams 2 run (Stockton kick), 2:42 3rd
UT — Cavil 18 pass from Applewhite (Stockton kick), 0:14 3rd
MSU — Grant 5 pass from Wyatt (J. Johnson rush), 10:07 4th

	MSU	UT
First Downs	18	27
Rushes-Yards	32-87	43-238
Passing Yards	205	225
Passes (C-A-I)	16-40-1	15-26-0
Total Offense	292	463
Fumbles-Lost	2-1	1-0
Penalties-Yards	9-89	5-55
Time of Possession	27:59	32:01

RUSHING: (MSU) J.Johnson 22-112, D.McKinley 2-7, Rainey 1-2, Prather 1-(-3), Madkin 4-(-11), Wyatt 2-(-20); **(UT)** R.Williams 30-203 2TD, Mitchell 7-26, Brown 3-15, Applewhite 3-(-6).

PASSING: (MSU) Wyatt 12-24-0 156 1TD, Madkin 4-16-1 49; **(UT)** Applewhite 15-26-0 225 3TD.

RECEIVING: (MSU) Grant 4-62 1TD, K.Cooper 4-38, Love 2-33, Kelly 2-14, J.Johnson 1-22, D.McKinley 1-20, Prentiss 1-8, Butler 1-8; **(UT)** R.Williams 5-45, McGarity 4-132 2TD, Cavil 3-31 1TD, Lewis 2-26, Nunez 1-(-9).

Attendance: 72,611



Mississippi State 17
Clemson 7

December 30, 1999 - The Georgia Dome - Atlanta, Georgia

Behind the impetus that had been the key all season — defense — Mississippi State downed Clemson 17-7 in the 1999 Chick-fil-A Peach Bowl in Atlanta's Georgia Dome.

The win gave State its 10th victory of the season, grouping the '99 Bulldogs with MSU's '40 edition which also posted 10 victories.

MSU notched the win despite allowing the most yardage it had all season (391), with 301 of that coming from quarterback Brandon Streeter who passed 50 times in the game.

Defense was the norm in the first half for both squads as the teams played to a scoreless tie at halftime. The closest either team got to a score in the first half was when Clemson advanced to State's 9-yard line late in the first quarter. But Tiger Tony Lazzara's field goal attempt was blocked by Bulldog senior Robert Bean, who registered his seventh career blocked kick.

State wasted little time breaking the scoring ice in the second half. After Pig Prather returned the opening kickoff after intermission 45 yards to the MSU 47-yard line, the Bulldogs drove 31 yards on seven plays to set up a 39-yard field goal from Scott Westerfield at the 12:39 mark.

Three possessions later, Clemson threatened to answer, driving to the State 13 where it faced a fourth-and-7. The Tigers elected to go for it, but the MSU defense held firm, with defensive lineman John Hilliard batting down a Streeter pass.

The quarter would end with State leading 3-0. The fourth quarter would be quite a different story in terms of point production, as the teams combined for three touchdowns in the final frame.

State extended its lead to 10-0 on the first full drive of the final period, going 43 yards on 10 plays with quarterback Wayne Madkin scrambling for a 2-yard score. The drive was set up at Clemson's 43-yard line on an interception by Bulldog Eugene Clinton, one of five State pickoffs in the contest.

Clemson would answer on the ensuing possession with its only score of the night. The Tigers drove 70 yards on eight plays with Streeter diving in from a yard out.

But State was not intimidated. The Bulldogs answered that challenge with a solid eight-play, 57-yard charge of their own. Madkin, the game's Most Valuable Offensive Player, found tailback Dontae Walker on the left side and Walker jaunted 15 yards for the touchdown which iced the game for MSU at 17-7 with 4:31 remaining in regulation.

Mississippi State 0 0 3 14 = 17
Clemson 0 0 0 7 = 28

MSU — Westerfield 39 FG, 12:39

MSU — Madkin 2 run (Westerfield kick), 11:40

CU — Streeter 1 run (Lazzara kick), 8:15

MSU — D.Walker 15 pass from Madkin (Westerfield kick), 4:31

Table with 3 columns: Stat, MSU, CU. Rows include First Downs, Rushes-Yards, Passing Yards, Passes (C-A-I), Total Offense, Fumbles-Lost, Penalties-Yards, Time of Possession.

RUSHING: (CU) Rambert 18-70, Dantzler 9-8, Streeter 4-7 1TD, Wofford 1-5, Witherspoon 1-2, Zachery 1-(-7). (MSU) Madkin 5-37 1TD, Miller 10-24, D.Walker 9-18, Rainey 3-14, Griffith 3-1, Gibson 1-0, Team 2-(-5).

PASSING: (CU) Streeter 24-44-4-301, Dantzler 1-6-1-5. (MSU) Madkin 17-38-0-176 1TD.

RECEIVING: (CU) Gardner 7-75, Wofford 6-147, Lawyer 5-46, Cyrgalis 2-21, Rambert 2-8, Bailey 1-9, Seth 1-3, Reames 1-(-3). (MSU) Miller 3-54, Sirmones 2-21, D.Walker 2-20 1TD, Griffith 2-14, McCaskey 2-9, M.Butler 1-21, Love 1-20, Huntington 1-6, Lee 1-5, Gibson 1-3, Belcher 1-3.

Attendance: 73,315

2000 INDEPENDENCE BOWL



MEDIA INFORMATION

MISSISSIPPI STATE

2010 BULLDOGS

HISTORY

RECORDS



Mississippi State 41 Texas A&M 38 (OT)

December 31, 2000 - Independence Bowl - Shreveport, Louisiana

Willie Blade blocked an extra point, Julius Griffith ran it to the end zone for a two-point conversion, and Wayne Madkin scored from 6 yards out — all in overtime — to give Mississippi State a hard-fought, 43-41 decision over Texas A&M in the snow-filled Independence Bowl.

The Aggies took advantage of a couple of early MSU miscues on the snow-covered field to take a 14-0 edge seven minutes into the game. After scoring following a mishandled MSU snap just over two minutes into the contest, A&M continued to control momentum on fullback Ja'Mar Toombs' 4-yard plunge. Toombs had a game-high 193 yards.

Jackie Sherrill's Bulldogs fought back in the second quarter. With Toombs running through the State defense, Dontae Walker returned the favor to the Aggie stoppers, tallying 143 yards of his own. The sophomore took a handoff up the middle and scurried for 40 of those yards over the goal line to cut the lead.

With just over a minute until halftime, State scored behind Wayne Madkin. After the junior quarterback rushed for 10 yards, he connected on two pass plays, the second a four-yard score to Dizenzo Miller to tie the game at 14.

A&M bounced back with 31 seconds left in the half to take a 20-14 lead into the locker room. Quarterback Mark Farris lofted a ball high and deep into the heavy falling snow, finding Robert Ferguson on a 42-yard score.

The Aggies tried to put the game out of reach with two fourth-quarter touchdowns. On the opening play of the period, Farris once again went deep, this time connecting with Bethel Johnson on a 35-yard strike. A two-point conversion put the Aggies up 28-21. Toombs extended the lead on the following possession, rushing in from 13 yards to give A&M a 35-21 edge.

Walker cut the lead back to seven as he rushed in from 32 yards out, and, after a Marco Minor interception put MSU at the Aggie 4-yard line, Madkin found tight end Donald Lee in the end zone for the touchdown that sent the game into overtime, tied 35-35.

In the extra session, Toombs rushed in from 25 yards out on the first play to put A&M up 41-35. Blade reached up and blocked the Aggie extra point try. Eugene Clinton picked up the loose ball and pitched to Griffith who ran it in for two points.

Faced with a must-score situation on State's first overtime try, Madkin rushed down to the Aggies' 6-yard line and then took a keeper into the end zone to clinch the 43-41 win in what has become known as "Snow Bowl 2000".

Mississippi State	0	14	7	14	8	=43
Texas A&M	14	6	0	15	6	=41

TAMU — Whitaker 9 run (Kitchens kick), 12:56, 1st
TAMU — Toombs 4 run (Kitchens kick), 8:06, 1st
MSU — Walker 40 run (Westerfield kick), 9:22, 2nd
MSU — Miller 4 pass from Madkin (Westerfield kick), 7:22, 2nd
TAMU — Ferguson 42 pass from Farris (Kitchens kick failed), 0:46, 2nd
MSU — Walker 1 run (Westerfield kick), 11:55, 3rd
TAMU — Johnson 35 pass from Farris (Whitaker rush), 14:51, 4th
TAMU — Toombs 13 run (Kitchens kick), 9:20, 4th
MSU — Walker 32 run (Westerfield kick), 8:17, 4th
MSU — D.Lee 3 pass from Madkin (Westerfield kick), 1:30, 4th
TAMU — Toombs 25 run (Kitchens kick failed)
MSU — Griffith PAT return
MSU — Madkin 6 run

	MSU	TAMU
First Downs	16	14
Rushes-Yards	40-246	47-209
Passing Yards	71	133
Passes (C-A-I)	9-19-0	9-11-1
Total Offense	317	342
Fumbles-Lost	4-1	1-1
Penalties-Yards	6-45	7-71
Time of Possession	28:59	31:01

RUSHING: (MSU) Walker 16-143 3TD, Miller 11-48, Jus. Griffith 2-17, Madkin 11-38 TD. **(TAMU)** Toombs 35-193 3TD, Whitaker 8-16 TD, Weber 2-2, Farris 2-(-2).

PASSING: (MSU) Madkin 9-19-0-71 2TD. **(TAMU)** Farris 9-11-1-133 2TD.

RECEIVING: (MSU) Miller 4-30 TD, D.Lee 2-29 TD, Lindsey 1-7, Butler 1-3, Jus. Griffith 1-2. **(TAMU)** Ferguson 3-54 TD, Toombs 2-(-4), Johnson 1-35 TD, Porter 1-31, Taylor 1-15, Weber 1-2.

Attendance: 36,974



Mississippi State 10
UCF 3

December 29, 2007 - Liberty Bowl Stadium - Memphis, Tennessee

Mississippi State cashed in on Central Florida's fourth turn-over of the game, marching to the lone touchdown of the day late in the fourth quarter, to defeat the Knights 10-3 in the 49th renewal of the AutoZone Liberty Bowl, a game that was otherwise very defensive in nature.

With the win, MSU ended the 2007 season at 8-5, its most wins since 2000, and improved to 2-0 all-time over UCF which ended the year 10-4 after winning its last seven games and claiming the Conference USA crown. The Bulldogs also improved to 7-6 all-time in bowl games with the victory and has now been victorious its last three bowl appearances.

The late score, a 1-yard plunge by running back Anthony Dixon, came with just 1:54 remaining in the game. It capped a 10-play, 59-yard drive, State's longest of the day by almost 20 yards, that was setup by Bulldog Keith Fitzhugh's interception of Knight quarterback Kyle Israel, his third throwing miscue of the contest.

But until that point in the game, neither team had generated much offense in a game very much controlled by the defenses. Only two second quarter field goals - one by each team - graced the scoreboard in the first three quarters and the teams would combined for just 418 yards of total offense in the affair.

After a scoreless first quarter started the lowest scoring first half in Liberty Bowl history, UCF finally broke scoring ice after gaining excellent field position at the Bulldog 46 early in the second period. The Knights then moved the ball 18 yards to set up a Michael Torres 45-yard field goal that just cleared the crossbar. UCF led 3-0 with 11:49 to go before the intermission.

After the Knights forced a State punt on the next drive, the Bulldogs got their first break of the afternoon. MSU's Derek Pegues, named the game's Most Valuable Player, picked off the first of two passes at the Knight 46 and returned it 40 yards to the 6-yard line. UCF stood strong, however, and held MSU to a 22-yard Adam Carlson field goal, tying the game at the 6:02 mark.

UCF would have scoring chances on two consecutive drives in the third and fourth periods but Torres, who came into the game having hit 19-of-21 field goals on the year, would miss from 32 and 37 yards on those drives, negating some offensive momentum that the Knights had built at that point in the contest.

Dixon ended the day with 86 yards on 24 carries for the Bulldogs, who managed just 198 yards from scrimmage the entire game.

State's defense held Central Florida's star running back, Kevin Smith, somewhat in check. The nation's leading rusher still tallied 119 yards on the ground, coming up just 62 yards shy of breaking Barry Sanders' NCAA single-season record.

The game's attendance of 63,816 established a new Liberty Bowl record. The previous record of 61,497 was set in 1991 when the Bulldogs played Air Force.

UCF 0 3 0 0 = 3
Mississippi State 0 3 0 7 = 10

UCF — Torres 45 FG, 11:49, 2nd
MS — Carlson 22 FG, 6:02, 2nd
MS — Dixon 1 run,(Carlson kick), 1:54, 4th

Table with 3 columns: Statistic, UCF, MSU. Rows include First Downs, Rushes-Yards, Passing Yards, Passes (C-A-I), Total Offense, Fumbles-Lost, Penalties-Yards, and Time of Possession.

RUSHING: (UCF) Smith 35-119, Israel 11-13, Francis 1-(-1). (MS) Dixon 24-86 TD, Burks 2-25, Carroll 6-21, Ducre 6-20, Smith 1-5, Hart 1-4, Team 1-(-1).

PASSING: (UCF) Israel 10-24-3 88. (UCF) Carroll 8-18-1 39, Henig 0-2-0 0.

RECEIVING: (UCF) Smith 3-12, Ross 2-27, Rabazinski 2-26, Watters 2-13, Aiken 1-10. (MS) Ducre 3-10, Smith 2-7, Dixon 1-10, Hart 1-8, Burks 1-4.

Attendance: 63,816