

HISTORY

INSIDE

Red Wolves in the Pros.....	122
All-Americans.....	126
Honors and Awards.....	127
All-Conference Players.....	132
All-Time Letterwinners.....	134
Year-by-Year Results.....	139
All-Time Conference Standings.....	142
ASU in the Postseason.....	144
Records.....	147
Hall of Honor.....	169
ASU Glossary.....	170

ARKANSAS STATE FOOTBALL

Red Wolves in the Pros

RED WOLVES IN THE PROS

A total of six former players for ASU have played in the Super Bowl, and three coaches have experience in pro football's biggest event.

Most recently, Kyle Richardson, ASU record-holding punter, was on the World Champion Baltimore Ravens in Super Bowl XXXV.

Maurice Carthon played in Super Bowls XXI and XXV for the New York Giants, brought home a pair of championship rings, and was an assistant coach on the 1996 Super Bowl runner-up New England Patriots in Super Bowl XXXI.

Ray Perkins, former ASU head football coach in 1992, played in Super Bowls III and V with the Baltimore Colts, and was the offensive coordinator for the New England Patriots in Super Bowl XXXI.

LB Bill Bergey and RB Leroy Harris played in Super Bowl XII with the Philadelphia Eagles.

DB Oren Middlebrook (who went by Orna while at ASU) played in Super Bowl XII for the Denver Broncos. Former assistant coach Dennis "Dirt" Winston played in four Super Bowls (IX, X, XIII, XIV) with the Pittsburgh Steelers.

There has been at least one Red Wolf on 31 of 32 NFL teams so far. The only team yet to have a former ASU player is the Carolina Panthers, and defensive back Darren Toney signed a rookie free agent contract with them earlier this year. The team most frequented by ASU alums is the Philadelphia Eagles, with 11, followed closely by the New York Jets with 10. The Dallas Cowboys and the Chicago/ St. Louis/Phoenix Cardinals are next with nine. The Miami Dolphins and Denver Broncos follow with seven former Red Wolves.

Arkansas State has had more than 100 players sign pro contracts. From Clifton Mack in 1939 to Tyrell Johnson, the Red Wolves have a very long tradition of developing players that move on to the next level. Many players have gone on to very long and successful careers at a number of different levels.

MAURICE CARTHON

OREN O'NEAL

JON BRADLEY

ARKANSAS STATE FOOTBALL

Red Wolves in the Pros

BILL BERGEY

COREY WILLIAMS

CLEO LEMON

TYRELL JOHNSON

ARKANSAS STATE FOOTBALL

Red Wolves in the Pros



Ray Brown, a former Pro Bowl selection, played 20 seasons in the NFL with Cardinals, Redskins, 49ers and Lions.

2008: Tyrell Johnson, Minnesota Vikings (2nd round), **Darren Toney**, Carolina Panthers (free agent), **Khayyam Burns**, Kansas City Chiefs (free agent)

2007: Oren O'Neal, Oakland Raiders (6th round)

2006: Shermar Bracey, Green Bay Packers (free agent), **Nick Noce**, Dallas Cowboys (free agent), **Antonio Warren**, Cleveland Browns (free agent)

2005: Steven Gibbs, Seattle Seahawks (free agent)

2004: Corey Williams, Green Bay Packers (6th round) – **Jon Bradley**, Philadelphia Eagles (free agent), Tampa Bay Buccaneers, Detroit Lions – **James Hickenbotham**, Saskatchewan Rough Riders (free agent) – **Lamar Lee**, Saskatchewan Rough Riders (free agent) – **Tommy Miller**, Lubbock Lone Stars (free agent) – **Segun Ajigbeda**, Birmingham Steeldogs (free agent)

2003: Garry Johnson, Cincinnati Bengals (free agent)

2002: Garrick Jones, Jacksonville Jaguars (free agent), Kansas City Chiefs, Houston Texans – **Jonathan Adams**, New Orleans Saints, (free agent), Phoenix Cardinals – **Nick Gatto**, Orlando Predators (free agent), Dallas Desperados, Chicago Rush, Detroit Fury, Texas Copperheads

2001: Robert Kilow, Tampa Bay Buccaneers (free agent), St. Louis Rams, Detroit Lions, Chicago Rush, Arkansas Twisters – **Cleo Lemon**, Green Bay Packers, Baltimore Ravens (free agent), Memphis Explorers, San Diego Chargers, Miami Dolphins – **Jacquis Walker**, Jacksonville Jaguars (free agent) – **Reginald Cooley**, Arkansas Twisters

1999: Lennie Johnson, Arkansas Twisters – **Chappell Mitchell**, Arkansas Twisters – **J.J. Washington**, Los Angeles Avengers

1998: Todd Frohbieter, St. Louis Rams (free agent) – **Clarence Williams**, British Columbia Lions (free agent)

1997: Corey Walker, Philadelphia Eagles (free agent), Seattle Seahawks, Oakland Raiders – **Kyle Richardson**, Rhein Fire (18th round), Miami Dolphins, Seattle Seahawks, Baltimore Ravens, Minnesota Vikings, Philadelphia Eagles

1996: Carlos Emmons, Pittsburgh Steelers (7th round), Philadelphia Eagles, New York Giants – **Stefan Gamlin**, Frankfurt Galaxy (free agent)

1994: Kendrick Bullard, New England Patriots (free agent), Dallas Cowboys, Jacksonville Jaguars

1992: Bryant Broady, New York Jets (free agent), Shreveport Pirates

1990: Jeff Fields, Los Angeles Rams (9th round) – **Alex Shell**, New York Giants (free agent), Orlando Predators

1989: Fred Barnett, Philadelphia Eagles (3rd round), Miami Dolphins

1988: Tim Smiley, Washington Redskins (5th round), Buffalo Bills – **Tyrone Jones**, Philadelphia Eagles (free agent), Montreal Machine

1987: Greg Lee, Pittsburgh Steelers (free agent), Dallas Cowboys, San Antonio Riders – **Steve Sampson**, Dallas Cowboys (free agent), Seattle Seahawks – **Jim Wiseman**, Phoenix Cardinals (free agent)

1986: Michael Adams, New Orleans Saints (3rd round), Phoenix Cardinals, Sacramento Surge – **Elbert Shelley**, Atlanta Falcons (11th round) – **Rickey Jemison**, Washington Redskins (free agent) – **Vincent Barnett**, Green Bay Packers (free agent), Cleveland Browns – **Cazzy Francis**, Tampa Bay Buccaneers (free agent)

1985: Ray Brown, St. Louis Cardinals (8th round), Washington Redskins, San Francisco 49ers, Detroit Lions – **Michael Cline**, Green Bay Packers (8th round), Arizona Outlaws (9th round), Ottawa Roughriders, Indianapolis Colts – **Carter Ray Crawford**, St. Louis Cardinals (free agent), Montreal Concordes – **Stacy Gore**, Memphis Showboats (free agent), Miami Dolphins, Detroit Lions – **Stacy Price**, St. Louis Cardinals (free agent), San Diego Chargers – **Mitchell Young**, Miami Dolphins (free agent), Denver Broncos, Atlanta Falcons, San Francisco 49ers

1984: Judious Lewis, Seattle Seahawks (8th round) – **Gill Stegall**, Denver Gold (8th round), Montreal Alouettes, St. Louis Cardinals, Detroit Lions – **Farrell Wilson**, Dallas Cowboys (free agent), Detroit Lions

1983: Dwayne Pittman, Oklahoma Outlaws (4th round), Memphis Showboats, Orlando Renegades – **Bill Johnson**, Denver Gold (17th round), Cincinnati Bengals – **Erven Beasley**, Dallas Cowboys (free agent) – **Freddy Rogers**, Montreal Concordes (free agent), Baltimore Stars – **Gary Burton**, Miami Dolphins (free agent)

ARKANSAS STATE FOOTBALL

Red Wolves in the Pros

1982: **Maurice Carthon**, New Jersey Generals (8th round), New York Giants, Indianapolis Colts – **Waddell Kelly**, New England Patriots (12th round), Winnipeg Blue Bombers, Tampa Bay Buccaneers – **Rick Fishback**, Los Angeles Raiders (free agent) – **Henry Harris**, Vancouver Lions (free agent) – **Bruce Gartman**, Memphis Showboats (free agent)

1981: **Ken Armbrust**, Denver Broncos (free agent), Denver Gold – **Paul Gilbow**, Denver Broncos (free agent), Memphis Showboats – **John McCaughey**, Oakland Raiders (free agent) – **Jerry Mack**, Birmingham Stallions (free agent), Memphis Showboats – **Leveren Tillman**, Oakland Raiders (free agent)

1979: **Gene Bradley**, Buffalo Bills (2nd round), New Jersey Generals – **Danny Cook**, New Orleans Saints (free agent) – **Ron Norman**, Memphis Showboats (free agent), Birmingham Stallions

1978: **Dikki Dyson**, Dallas Cowboys (free agent) – **Ed Preston** (track), Dallas Cowboys (free agent), Winnipeg Blue Bombers, St. Louis Cardinals, Green Bay Packers, Birmingham Stallions, Montreal Concorde

1977: **Hugh Crisp**, Chicago Bears (free agent)

1976: **Leroy Harris**, Miami Dolphins (5th round), Philadelphia Eagles – **T.J. Humphreys**, Philadelphia Eagles (9th round) – **Joel Mullins**, Green Bay Packers (9th round), Edmonton Eskimos – **Robert Speer**, Atlanta Falcons (9th round) – **Denver Latimore**, Cleveland Browns (free agent) – **Ron Meeks**, New York Giants (free agent), Hamilton Tiger Cats, Ottawa Rough Riders, Toronto Argonauts, Montreal Concorde – **Orna Middlebrook**, Denver Broncos (10th round), Philadelphia Eagles – **Roy Painter**, New York Jets (free agent), Edmonton Eskimos

1975: **Ken Jones**, Buffalo Bills (2nd round), New York Jets – **Dick Dixon**, Seattle Seahawks (7th round), Philadelphia Eagles – **Jerry Muckensturm**, Chicago Bears (7th round) – **Jimmy Lisko**, Denver Broncos (9th round), New York Jets – **Eddie Morgan**, New York Giants (15th round), Edmonton Eskimos – **Mike Malham**, Chicago Bears (17th round), Houston Oilers, Winnipeg Blue Bombers, Baltimore Colts

1974: **Stan Winfrey**, Miami Dolphins (2nd round), Buffalo Bills, Tampa Bay Buccaneers, Washington Redskins – **Steve Burks**, New England Patriots (4th round) – **Joe Holimon**, Minnesota Vikings (8th round), Edmonton Eskimos, Baltimore Stars – **Joe Duren**, Memphis Southmen (free agent) – **Andy Haney**, Kansas City Chiefs (free agent)

1973: **Doug Lowery**, New York Jets (15th round) – **Vince Ancell**, St. Louis Cardinals (17th round)

1971 – **Bill Phillips**, Denver Broncos (3rd round), New England Patriots – **Calvin Harrell**, Edmonton Eskimos (5th round by Miami Dolphins) – **Dennis Meyer**, Pittsburgh Steelers (6th round), Portland Thunder, Atlanta Falcons, Calgary Stampeders – **Wayne Dorton**, New Orleans Saints (6th round), Winnipeg Blue Bombers, Philadelphia Eagles – **Steve Lockhart**, New Orleans Saints (12th round) – **James Hamilton**, Cincinnati Bengals (13th round), San Diego Chargers

1970: **Chet Douthit**, Miami Dolphins (free agent)

1969: **Clovis Swinney**, New Orleans Saints (3rd round), New York Jets, Houston Oilers, Southern California Suns – **Ken Bennett**, Dallas Cowboys (free agent)

1968: **Bill Bergey**, Cincinnati Bengals (2nd round), Philadelphia Eagles – **Gary Crane**, Denver Broncos (14th round), Birmingham Vulcans, Hawaii Islanders – **Frank McGuigan**, Philadelphia Eagles (free agent), New Orleans Saints, New England Patriots, Philadelphia Bell

1967: **Ron Worthen**, Green Bay Packers (10th round)

1965: **Dan Summers**, Chicago Bears (free agent) – **H.K. Reeves**, Dallas Cowboys (free agent)

1962: **Sammy Weir**, New York Jets (free agent), Houston Oilers – **Billy Joe Turner**, Cleveland Browns (free agent), Ottawa Roughriders – **Dick Martillo**, Montreal Alouettes (free agent)

1960: **Alfred Bentley**, New York Jets (free agent)

1959: **Bill Caldwell**, New York Jets (free agent)

1957: **Howard Cissell**, Baltimore Colts (free agent), Montreal Alouettes

1956: **Tommy Spiers**, Chicago Cardinals (free agent), Vancouver Lions

1953: **Richie Woit**, Detroit Lions (free agent)

1948: **Harry Lache**, Baltimore Colts (free agent)

1939: **Clifton Mack**, Detroit Lions (free agent)

Fred Barnett was a 1993 Pro Bowl selection and a member of the 1990 All-Madden Team.

ARKANSAS STATE FOOTBALL


All-Americans

Randy Barnhill, OG, 1986 (I-AA) AP, AFCA, FN	Garry Johnson, OT, 2002 CFN
Bill Bergey, LB, 1968 AP, AFCA	Ken Jones, OG, 1975 (Div. I) FWAA, TM, SN
Ray Brown, OT, 1985 (I-AA) FN	Doug Lowrey, OG, 1973 AFCA
Dan Buckley, C, 1969 AP	Dennis Meyer, DB, 1971 AP, AFCA
Carter Ray Crawford, NG, 1985 (I-AA) AP, AFCA, FN	Bill Phillips, OG, 1970 AP
Carter Ray Crawford, NG, 1984 (I-AA) AP, AFCA, FN	Tommy Spiers, QB, 1955 NAIA
Wayne Dorton, OG, 1971 AP	Dan Summers, LB, 1965 AP
Frank Farella, OG, 1957 NAIA	Dan Summers, LB, 1964 AP
Charlie Fredrick, DT, 1987 AP, AFCA, FN	Clovis Swinney, DT, 1969 AP, AFCA
Calvin Harrell, RB, 1970 AFCA	Jim Wiseman, C, 1987 AP, FN
Calvin Harrell, RB, 1971 AFCA	Richie Woit, RB, 1953 AP
T.J. Humphreys, OG, 1976 (Div. I) AP	


KEY: **AP**—Associated Press, **AFCA**—American Football Coaches Association (Kodak), **FN**—Football News, **FWAA**—Football Writers Association of America, **NAIA**—National Association of Intercollegiate Athletics, **SN**—Sporting News, **TM**—Time Magazine, **CFN**—CollegeFootballNews.com.




Dennis Meyer




Dan Summers



Carter Ray Crawford



Garry Johnson




Wayne Dorton




Charlie Fredrick



Tommy Spiers



Ray Brown



Calvin Harrell



Clovis Swinney




Bill Bergey




Dan Buckley




Frank Farella




T.J. Humphreys




Richie Woit



Ken Jones



Bill Phillips



Doug Lowrey



Randy Barnhill




Jim Wiseman

ARKANSAS STATE FOOTBALL


Honors and Awards




Larry Lawrence



Steve Burks




Dwane Brown



Gerald Jumper



Dennis Bolden



Doug Dobbs

TERRY GWIN SCHOLAR-ATHLETE (presented by ASU Lettermen's Club)

2008	Tyrell Johnson (S)
2005	Oren O'Neal (FB)
2004	Jason Wood (WR)
2000	Ron Teat (TE)
1996	Jeff Caldwell (PK)
1993	Blake Denison (WR)
1991	John Chism (FB)
1990	Mike Ray (OT)
1988	Jim Wiseman (C)
1987	Mark Robbins (QB)
1986	Mark McMinn (OG)
1984	Tim Langford (QB)

BALTON MEMORIAL AWARD

(senior showing the most courage for good of the team)

2006	Chris Easley
2005	Brandon Rollins
2004	Chris Jones
2003	Casey Venters
2002	Danny Smith
2001	Jonathan Adams
2000	Jack Wright
1999	Victor Henderson
1998	Lennie Johnson
1997	Brent Pettus, Austin Tinsley
1996	Maurice Harris
1995	Jerome McIntosh
1994	Ed Rufus
1993	Wayne Cope, Marcus Lawson
1992	Lee Hunt
1991	Roy Johnson
1990	John Moellers
1989	Jim Bob Branch

FIRST-TEAM ALL-AMERICAS

Associated Press

1987	Charlie Fredrick, DT
1987	Jim Wiseman, C
1986	Randy Barnhill, OG
1985	Carter Ray Crawford, NG
1984	Carter Ray Crawford, NG
1976	T.J. Humphreys, OG
1971	Wayne Dorton, OG
1971	Dennis Meyer, DB
1970	Bill Phillips, OG
1969	Dan Buckley, C
1969	Clovis Swinney, DT
1968	Bill Bergey, LB

1965	Dan Summers, LB
1964	Dan Summers, LB
1953	Richie Woit, RB

American Football Coaches Association

1987	Charlie Fredrick, DT
1986	Randy Barnhill, OG
1985	Carter Ray Crawford, NG
1984	Carter Ray Crawford, NG
1973	Doug Lowrey, OG
1971	Calvin Harrell, RB
1971	Dennis Meyer, DB
1970	Calvin Harrell, RB
1969	Clovis Swinney, DT
1968	Bill Bergey, LB

Football News

1987	Charlie Fredrick, DT
1987	Jim Wiseman, C
1986	Randy Barnhill, OG
1985	Ray Brown, OT
1985	Carter Ray Crawford, NG
1984	Carter Ray Crawford, NG

Football Writers Association of America

1975	Ken Jones, OG
------	---------------

NCAA

1957	Frank Farella, OG
1955	Tommy Spiers, QB

Sporting News

1975	Ken Jones, OG
------	---------------

Time Magazine

1975	Ken Jones, OG
------	---------------

CollegeFootballNews.com

2002	Garry Johnson, OG
2004	Josh Williams, LB (Freshman)

SECOND TEAM ALL-AMERICAS

Associated Press

1982	Mike Morris, LB
1982	Bruce Gartman, Punter
1975	Jimmy Lisko, DE
1973	Doug Lowrey, OG
1971	Calvin Harrell, RB
1970	Dennis Meyer, DB
1970	Calvin Harrell, RB
1969	Jack Smith, OT
1968	Frank McGuigan, RB
1966	Terry Gwin, RB

Sports Network

1987	Charlie Fredrick, DT
------	----------------------

NAIA

1956	Frank Farella, OG
------	-------------------

The Sporting News

2004	Josh Williams, LB (Freshman)
------	------------------------------

Rivals.com

2004	Josh Williams, LB (Freshman)
------	------------------------------

Football News

1998	Ron Teat, TE
1993	Ed Rufus, NG
1993	Marquis Williams, FB

CollegeFootballNew.com

2004	Tyrell Johnson, S (Freshman)
------	------------------------------

THIRD TEAM ALL-AMERICAS

Associated Press

1984	Ed Troutt, C
1975	Ken Jones, OG
1956	Frank Farella, OG
Athlon	
1998	Todd Frohbieter


HONORABLE MENTION ALL-AMERICAS

Associated Press

1987	Dwane Brown, QB
1987	Greg Lee, CB
1986	Jim Wiseman, C
1986	John Suskie, OT
1986	Dwane Brown, QB
1986	Scott Roper, K
1986	Rickey Jemison, FB
1986	Marvin Neloms, DE
1986	Charlie Fredrick, NG
1986	Fred Barnes, DT
1986	Greg Lee, CB
1986	Michael Adams, CB
1986	Vincent Barnett, FS
1985	Randy Barnhill, OG
1985	Ray Brown, OT
1985	Rickey Jemison, FB
1985	Michael Cline, DT
1985	Marvin Neloms, DE
1985	Greg Lee, CB
1984	Farrell Wilson, OT
1984	Randy Barnhill, OG
1984	Michael Cline, DT
1984	Marvin Neloms, DE
1983	Jerome Sims, CB
1982	Rick Fishback, CB
1981	Leveren Tillman, DT
1978	Larry Lawrence, TB
1978	Wesley Williams, LB
1978	Danny Garrison, TE

ARKANSAS STATE FOOTBALL

Honors and Awards



David Hines

1976..... Joel Mullins, OG
 1976..... Leroy Harris, RB
 1976..... Roy Painter, DB
 1975..... Jerry Muckensturm, LB
 1975..... Dennis Bolden, TB
 1974..... John Manatt, OT
 1970..... Gary Cleve, LB
 1970..... Wayne Dorton, OG
 1966..... Trumann Moore, LB
 1959..... Bill Caldwell, QB
 1957..... Eddie Romeo, HB
 1957..... Frank Farella, G
 1953..... Dan Spensieri, E
 1953..... James Petroff, T
 1952..... Richie Woit, HB
 1951..... John Koldus, E
 1951..... Richie Woit, HB
 1951..... Carl Greenwald, FB

Football News

1998..... Ron Teat, TE
 1993..... Ed Rufus, NG
 1993..... Marquis Williams, FB

Sporting News

1978..... Doug Dobbs, Kicker
 1976..... Leroy Harris, FB
 1976..... T.J. Humphreys, OG

NAIA

1956..... Tommy Spiers, QB

FRESHMAN ALL-AMERCAS

FWAA Scripps

2006..... Reggie Arnold, RB

Sporting News


2006..... Reggie Arnold, RB (3rd Team)
 2006..... Josh Arauco, K (Honorable Mention)

WILLIAMSON ALL-AMERICA

1962..... Dick Martillo, FB
 1962..... Sammy Weir, QB
 1961..... Frank Smith, T
 1961..... Larry Peebles, C
 1961..... Jim McMurray, QB
 1960..... Alfred Bentley, E
 1960..... Jerry Arant, T
 1960..... Jim McMurray, QB
 1960..... Jack Snodgrass, G
 1959..... Bill Caldwell, QB
 1959..... Alfred Bentley, E
 1958..... Tommy Davis, C
 1957..... Frank Farella, G



Leroy Harris



Jerry Muckensturm

1957..... Howard Cissell, HB
 1956..... Tommy Spiers, QB
 1953..... Richie Woit, HB

LOMBARDI AWARD NOMINEE

2008..... Matt Mandich
 2006..... Tanner Jenkins
 2002..... Garry Johnson
 2001..... Garry Johnson

BRONKO NAGURSKI NOMINEE

2007..... Tyrell Johnson

OUTLAND TROPHY NOMINEE

2008..... Matt Mandich
 2002..... Garry Johnson

DAVE RIMINGTON AWARD NOMINEE

2006..... Tanner Jenkins

RAY GUY AWARD NOMINEE

2000..... Andy Shatley

DOAK WALKER AWARD NOMINEE

2007..... Reggie Arnold
 2001..... Jonathan Adams
 2000..... Jonathan Adams

BUTKUS AWARD NOMINEE

2007..... Koby McKinnon

DAVEY O'BRIEN AWARD NOMINEE

2007..... Corey Leonard (semifinalist)

SUN BELT CONF. COACH OF YEAR

2005..... Steve Roberts (6-6)

BIG WEST CONF. COACH OF YEAR


1995..... John Bobo (6-5)

SOUTHLAND CONF. COACH OF YEAR


1986..... Larry Lacewell (12-2-1)
 1985..... Larry Lacewell (9-4-0)
 1978..... Bill Davidson (7-4-0)
 1975..... Bill Davidson (11-0-0)
 1970..... Bennie Ellender (11-0-0)
 1969..... Bennie Ellender (8-1-1)
 1968..... Bennie Ellender (7-3-1)



Fred Barnett



Tim Langford



Rickey Jemison

1964..... Bennie Ellender (7-0-2)

AFCA REGION 5 COACH OF YEAR

1986..... Larry Lacewell
 1985..... Larry Lacewell

SUN BELT CONF. PLAYER OF THE YEAR

2002..... Danny Smith (offense)

SBC DEFENSIVE PLAYER OF THE YEAR

2007..... Tyrell Johnson, S

SUN BELT NEWCOMER OF THE YEAR

2002..... Jonathan Burke, DB

SUN BELT FRESHMAN OF THE YEAR

2006..... Reggie Arnold, RB

SOUTHLAND PLAYER OF THE YEAR

1986..... Dwane Brown (offense)
 1978..... Wesley Williams (defense)
 1976..... Roy Painter (defense)
 1975..... Jerry Muckensturm (defense)
 1975..... David Hines (offense)
 1971..... Dennis Meyer (defense)
 1970..... Dennis Meyer (defense)
 1969..... Clovis Swinney (defense)
 1968..... Clovis Swinney (defense)
 1968..... Frank McGuigan (offense)

SOUTHLAND FRESHMAN OF YEAR

1984..... Dwane Brown (QB)
 1979..... Lee Charles Wright (RB)

SLC ALL-FIRST DECADE TEAM (1964-73)

Bill Phillips, offensive guard ('68-'71)
 Wayne Dorton, offensive guard ('68-'71)
 Dan Buckley, center ('66-'69)
 Calvin Harrell, running back ('68-'71)
 Clovis Swinney, defensive tackle ('67-'69)
 Bill Bergey, linebacker ('65-'68)
 Dennis Meyer, defensive back ('68-'71)

SOUTHLAND SENIOR SPIRIT AWARD


1978..... Larry Lawrence (TB)

ALL-SOUTH INDEPENDENT 2nd-TEAM


1992..... Eric Tate, C

ARKANSAS STATE FOOTBALL


Honors and Awards



Ed Troutt




James Hamilton



Roy Johnson



Terry Gwin



Wesley Williams



Robert Speer

ACADEMIC ALL-AMERICA

First Team

1976 T.J. Humphreys (OG)
1971 Dennis Meyer (DB)
1961 Jim McMurray (QB)
1959 Larry Zabrowski (OT)

Second Team

2004 Jason Wood (WR)
1973 Mike Malham (LB)
1970 Dennis Meyer (DB)

COSIDA ACADEMIC ALL-DISTRICT

2007 Brian Flagg (DE)
2005 Brian Flagg (LB)
2004 Jason Wood (WR)

ACADEMIC ALL-BIG WEST CONF.

1995 Jeff Caldwell (K)
1994 Jeff Caldwell (K)
1993 Jeff Caldwell (K)

ACADEMIC ALL-SOUTHLAND CONF.

1985 Randy Barnhill (OG)
1985 Stephen East (CB)
1985 Mark Robbins (QB)
1985 Bill Stanley (OL)
1984 Randy Barnhill (OG)
1984 Clint Ledbetter (DT)
1984 Stephen East (CB)
1983 Tim Langford (QB)
1983 Price Gardner (OT)
1983 Scott McDonald (PK)
1982 Mike Morris (LB)
1982 Donnie Morrison (NG)
1982 Scott McDonald (PK)
1981 Tim Langford (QB)
1981 Mike Morris (LB)
1981 Al Tiner (OG)
1980 Tim Langford (QB)
1980 Mike Morris (LB)
1979 Darrell Holifield (CB)
1979 Ron Smith (LB)
1979 Ray Culpepper (DE)
1979 Jerome Miller (WR)
1979 Casey Phillips (OG)
1978 Ray Culpepper (DE)
1978 John Shannon (DB)
1977 Ray Culpepper (DE)

1976 Jerome Miller (SE)
1976 T.J. Humphreys (OG)
1976 John Lorick (DB)

ACADEMIC ALL-SOUTH (Southern Magazine)

1988 John Chism (FB)

NCAA POSTGRADUATE SCHOLARSHIP

2004 Jason Wood (WR)
1976 T.J. Humphreys (OG)
1971 Dennis Meyer (DB)

NATIONAL FOOTBALL FOUNDATION GRADUATE SCHOLARSHIP

1984 Tim Langford (QB)

MCDONALD SCHOLARSHIP (Presented Annually by SLC)

1984 Tim Langford (QB)
1977 T.J. Humphreys (OG)

CHEVROLET SCHOLARSHIP HONOR

ABC-TV

1981 Scott McDonald, kicker
1979 Doug Dobbs, kicker

DEFENSIVE PLAYER OF THE GAME

WTBS

1983 Michael Cline, def. tackle

COMMERCIAL APPEAL ALL-MID SOUTH (Selected by Pro Scouts)

1971 Wayne Dorton (OG)
1971 Calvin Harrell (RB)
1969 Clovis Swinney (DT)

MVP AWARDS

Williamson All-America Team

1953 Richie Woit, HB
Pecan Bowl

1970 James Hamilton (offense)
1970 Dennis Meyer (defense)
1969 Bubba Crocker (offense)
1969 Clovis Swinney (defense)
1968 Bill Bergey (defense)

Tangerine Bowl

1954 Bobby Spann (QB)

North-South Shrine Game

1969 Clovis Swinney (defense)
1968 Bill Bergey (defense)

College All-Star Game

1969 Bill Bergey (defense)

Refrigerator Bowl

1951 Richie Woit (HB)

AT&T LONG DISTANCE AWARD

(Honors "long distance" achievements by Division I-A players)

1995 FB Austin Tinsley (vs. SW Louisiana)
1994 P Kyle Richardson (vs. SW Louisiana)

NATIONAL BACK OF WEEK

Associated Press

1975, Dennis Bolden (279 yards on 26 carries against McNeese State)

NATIONAL BACKFIELD OF WEEK

United Press International

1975, Dennis Bolden (259 yards on 26 carries against McNeese State)

ESPN 'HEROES OF WEEK'

Offensive Backfield vs. Ole Miss, 1989 ... (three backs rushed for over 100 yards each) ... 120 by Putzer Dayton ... 105 by Richard Kimble ... 104 by Roy Johnson

NFF HAMPSHIRE HONOR SOCIETY

2007 Matt Reibe

DRADDY TROPHY NOMINEE

2007 Matt Reibe (semifinalist)

WORTHEN AMATEUR ATHLETE

monthly winners:

Nov. '75 David Hines (QB)
Oct. '75 Jimmy Lisko (DE)
Nov. '74 Joe Duren (K)
Sept. '73 Steve Burks (QB)
Dec. '70 James Hamilton (QB)
Dec. '68 Bill Bergey (LB)
Sept. '68 Bill Bergey (LB)

annual winners:

1968 Bill Bergey (LB)

ARKANSAS STATE FOOTBALL

Honors and Awards

LITTLE ROCK MAJOR SPORTS ASSN.

ARKANSAS ATHLETE OF YEAR

1986-87 Dwane Brown (QB)

LITTLE ROCK TOUCHDOWN CLUB MVP

2007 Tyrell Johnson (S)

2006 Reggie Arnold (RB)

2005 Eric Neihouse (PK)

2004 Antonio Warren (TB)

ARKANSAS ATHLETE OF THE MONTH

Sept. '86 Rickey Jemison (FB)

ALL-TIME ASU TEAM (1909-1975)

(Chosen by Fans During '76 Season)

Offense

RB Calvin Harrell, '68-'71

RB Richie Woit, '50-'53

RB Leroy Harris, '75-'76

QB James Hamilton, '68-'71

(tie) David Hines, '72-'75

WR Gerald Jumper, '64-'67

WR Alfred Bentley, '59-'60

TE Steve Lockhart, '68-'71

C Dan Buckley, '66-'69

L Wayne Dorton, '68-'71

L Bill Phillips, '68-'71

L Ken Jones, '72-'75

L T.J. Humphreys, '73-'76

K Joe Duren, '71-'74

Defense

LB Bill Bergey, '65-'68

LB Jerry Muckensturm, '72-'75

LB Mike Malham, '72-'75

L Clovis Swinney, '67-'69

L Dick Dixon, '72-'75

L Ken Bennett, '67-'69

E Robert Speer, '73-'76

E Jimmy Lisko, '72-'75

B Dennis Meyer, '68-'71

B Roy Painter, '73-'76

B Joe Hollimon, '71-'74

B Dick Ritchey, '64-'67

P Dan Mullen, '72-'75

Top Player

Bill Bergey, LB, '65-'68

Top Coach

Bennie Ellender, '63-'70

(tie) Bill Davidson, '71-'76

Top Game

29-10 win over Memphis State, 1975

Top Season

Perfect 11-0 in 1975

Greatest Moment

Joe Duren's game-winning 56-yard FG against McNeese State, '74

1980'S ALL-DECADE TEAM

(As selected by the coaching staff)

Offense

SE Fred Barnett, 1986-89

TE Ray Brown, 1983-85

OT Kenneth Nelson, 1986-89

OT Mike Ray, 1987-89

OG Randy Barnhill, 1984-86

OG Farrell Wilson, 1980-84

C Jim Wiseman, 1984-87

QB Dwane Brown, 1984-87

FB Rickey Jemison, 1983-86

RB Dennis Forrest, 1986-89

RB Maurice Carthon, 1979-82

Defense

DL Charlie Fredrick, 1984-87

DL Carter Ray Crawford, 1984-85

DL Michael Cline, 1983-85

DL Marvin Neloms, 1983-86

LB Stacy Price, 1981-85

LB Oscar Willis, 1984-85

LB Anthony Withers, 1983-86

DB Greg Lee, 1984-87

DB Elbert Shelley, 1983-86

DB Tim Smiley, 1986-88

DB Vincent Barnett, 1985-86

Specialists

PK Scott Roper, 1986-87

P Bruce Gartman, 1980-82

RS Keith Weaver, 1981-84

POST-SEASON ALL STARS

Senior Bowl (Mobile, Alabama)

1980 Gene Bradley (QB)

1977 T.J. Humphreys (OG)

1976 Ken Jones (OG)

1971 Wayne Dorton (OG)

1968 Bill Bergey (LB)

North-South Shrine Game (Pontiac, Mich.)

1976 T.J. Humphreys (OG)

North-South Shrine Game (Miami, Fla.)

1973 Vince Ancell (DB)

1971 Calvin Harrell (RB)

1971 Wayne Dorton (OG)

1971 James Hamilton (QB)

1969 Clovis Swinney (DT)

1968 Bill Bergey (LB)

Blue-Gray Classic (Montgomery, Ala.)

2004 Corey Williams (DT)

Jon Bradley (DT)

1996 Corey Walker (RB)

1989 Fred Barnett (WR)

1976 Robert Speer (DE)

1976 Roy Painter (DB)

1974 Steve Burks (QB)

1948 Harry Larche (T)

Inta Juice North-South All-Star Classic

2006 Oren O'Neal (FB)

College All-Star Game (Chicago, Ill.)

1976 Ken Jones (OG-DE)

1975 Stan Winfrey (FB)

Matt Reibe was a 2007 Draddy Trophy semifinalist.

ARKANSAS STATE FOOTBALL

Honors and Awards

1969 Bill Bergey (LB)
Coaches All-America Game (Lubbock, Tx.)

1976 Jerry Muckensturm (LB)
1975 Stan Winfrey (FB)
1972 Bill Phillips (OG-LB)

East-West Shrine Game (Palo Alto, Calif.)

1996 Corey Walker (RB)
1985 Michael Cline (DT)
1976 Ken Jones (OG)

Lions' American Bowl (Tampa, Fla.)

1977 T.J. Humphreys (OG)
1977 Robert Speer (LB)
1976 Jimmy Lisko (LB)

Hula Bowl (Honolulu, Hawaii)

2007 Tyrell Johnson (S)
2002 Jonathan Adams (RB)
2001 Robert Kilow (WR)

Canadian-American Bowl (Tampa, Fla.)

1978 Hugh Crisp (C)
Martin Luther King Classic (San Jose, Calif.)

1990 Fred Barnett (WR)
1990 Tony Walton (OT)

HOMECOMING MVP AWARD

(Given by Lambda Chi Alpha, Selected by Media)

1992 Jerrold Seymore (offense)
Cedric Buckley (defense)

1987 Scott Roper (offense)
Kirk Russell (defense)

1986 Dwane Brown (offense)
Fred Barnes (defense)

1985 Rickey Jemison (offense)
Greg Lee (defense)

1984 Rickey Jemison (offense)
Michael Cline (defense)

1980 Tim Langford (offense)
Tim Allison (defense)

1979 Lee Charles Wright (offense)
Ron Smith (defense)

1978 Larry Lawrence (offense)
Wesley Williams (defense)

1977 Gene Bradley (offense)
Ralph Kelly (defense)

AFCA NATIONAL COACH OF YEAR

1970 Bennie Ellender (11-0-0)

NATIONAL ALL-INDEPENDENT TEAM

First Team

1996 Maurice Harris, SS

Second Team

1996 Lennie Johnson, WR

Third Team

1996 Corey Walker, RB

1996 Jeff Caldwell, PK

PLAYBOY'S ANSON MOUNT SCHOLAR-ATHLETE OF YEAR
Honorable Mention

1996 Jeff Caldwell, PK
Playboy Magazine 'Best of the Rest'

1996 Corey Walker, RB

FOOTBALL NEWS ALL-INDEPENDENT TEAM

1996 Corey Walker, RS

1996 Chappell Mitchell, CB

1996 Gary Jackson, DE

BOB GRIESE'S COLLEGE FOOTBALL YEAR-BOOK ALL-INDEPENDENT TEAM

1996 Corey Walker, RS

1995 Kyle Richardson, Punter

ATHLON MAGAZINE "BEST OF THE REST"

1996 Corey Walker, RB

THE SPORTING NEWS

PRESEASON ALL-BIG WEST CONFERENCE

1995 Clark Watkins, S

1995 Kyle Richardson, Punter

THE SPORTING NEWS

PRESEASON ALL-SUN BELT CONFERENCE

2007 Koby McKinnon, LB

Tyrell Johnson, S

2006 Tyrell Johnson, S

Tanner Jenkins, C

NATIONALCHAMPS.NET

PRESEASON ALL-AMERICAN

2007 Tyrell Johnson, S

2006 Tanner Jenkins, C

PRESEASON NEWCOMER OF THE YEAR

1995 Maurice Thomas, WR

CBSSPORTSLINE.COM "WALKON OF THE YEAR"

2006 Oren O'Neal

FWAA-FEDEX ORANGE BOWL

COURAGE AWARD NOMINEE

2005 Brandon Rollins, DT

GARY WITHROW AWARD

2007 Matt Mandich

2006 Tanner Jenkins

2005 Tanner Jenkins

2004 Steven Gibbs

2003 Kimani Jones

STREET & SMITH'S PRESEASON ALL-AMERICA

2007 Matt Mandich, OL

Koby McKinnon, LB

Tyrell Johnson, S


2006 Tanner Jenkins, C

Tyrell Johnson, S


Matt Mandich was selected for the 2007 Gary Withrow Award, given annually to the team's most outstanding offensive lineman.

ARKANSAS STATE FOOTBALL

All-Conference Players




Kyle Richardson




Marvin Neloms



Corey Walker



Jerry Castor



Rick Fishback

SUN BELT

2007

First Team: Khayyam Burns (S), Tyrell Johnson (S), Matt Mandich (OL)

Second Team: Reggie Arnold (RB), Levi De-johnette (WR), Koby McKinnon (LB), Brett Shrable (P)

Honorable Mention: Alex Carrington (DE), Corey Leonard (QB)

2006

First Team: Tanner Jenkins (OL), Tyrell Johnson (S)

Second Team: Reggie Arnold (RB), Khayyam Burns (S), Jamarrow James (DL), Matt Mandich (OL), Koby McKinnon (LB), Devrett Wade (LB)

Honorable Mention: Jonathan Najm (DE), Oren O'Neal (FB)

2005

First Team: Antonio Warren (RB), Tanner Jenkins (OL), Myron Anderson (DL), Tyrell Johnson (SS), Eric Neihouse (PK)

Second Team: Matt Mandich (OL), Devrett Wade (LB), James Johnson (CB and RS)

Honorable Mention: Nick Noce (QB), Khayyam Burns (FS)

2004

First Team: Steven Gibbs (OL), Josh Williams (LB)

Second Team: Antonio Warren (RB), Tyrell Johnson (S)

2003

First Team: Jon Bradley (DL), Johnathan Burke, (CB), Les Echols (LB), Kimani Jones (OL)

Second Team: Corey Williams, DL

2002

First Team: Danny Smith (RB), Garry Johnson (OL), Jon Bradley (DL), Corey Williams (DL), James Hickenbotham (Return Specialist)

Second Team: John Crossley (OL), Chuck Allen (DB), Jonathan Burke (DB), Les Echols (LB)

2001

First Team: James Hickenbotham (Return Specialist and All-Purpose Player), Garry Johnson (OL)

Second Team: Jonathan Adams (RB), Jon Bradley (DL), Jerry Pegues (TE)

BIG WEST

2000

First Team: Robert Kilow (WR and Return Specialist), Garry Johnson (OL)

Honorable Mention: John Crossley (OL)

1999

First Team: Robert Kilow (WR and RS)

Second Team: Garry Johnson (OL), Lamont Zachery (RB), Ryan Smith (P)

Honorable Mention: Lance Miller (OL), Andy Henault (LB), LeMarcus Harris (LB), Sean Mitchell (FS), Hanis Bowens (CB)

1995

First Team: Kyle Richardson (Punter), Corey Walker (Return Specialist)

Second Team: Carlos Emmons (DE)

Honorable Mention: Corey Walker (RB)

1994

Honorable Mention: Corey Walker (RB), Carlo White (DT), Kyle Richardson (Punter), Clark Watkins (S)

1993

First Team: Ed Rufus (NG), Marquis Williams (RB)

SOUTHLAND

1986

First Team: Randy Barnhill (OG), Jim Wiseman (C), John Suskie (OT), Dwane Brown (QB), Rickey Jemison (FB), Scott Roper (Kicker), Marvin Neloms (DE), Charlie Fredrick (NG), Fred Barnes (DT), Greg Lee (CB), Michael Adams (CB), Vincent Barnett (FS)

1985

First Team: Carter Ray Crawford (NG),

Michael Cline (DT), Marvin Neloms (DE), Greg Lee (CB), Randy Barnhill (OG), Ray Brown (OT), Rickey Jemison (FB)

Second Team: Ray Brown (TE), Cazzy Francis (WR), Stacy Price (LB), Jerome Sims (CB), Stacy Gore (P), Vincent Barnett (S)

Honorable Mention: Dwane Brown (QB), Oscar Willis (LB), Elbert Shelley (DB)

1984

First Team: Ed Troutt (C), Farrell Wilson (OT), Randy Barnhill (OG), Michael Cline (DT), Marvin Neloms (DE)

Second Team: Ray Brown (TE), Rickey Jemison (RB), Carter Ray Crawford (NG), Stacy Price (LB)

Honorable Mention: Billy Ray Bowers (DB), I.J. Chapman (DB), Judious Lewis (WR), Jerome Sims (DB)

1983

First Team: Jerome Sims (CB)

Second Team: Tommy Walker (OG), Berry King (OG), Price Gardner (OT), Tim Langford (QB), Dwane Pittman (RB)

1982

First Team: Mike Morris (LB), Bruce Gartman (Punter), Rick Fishback (CB)

Second Team: Berry King (OG), Price Gardner (OT), Maurice Carthon (RB), Waddell Kelly (RB)

1981

First Team: Maurice Carthon (FB), Mike Morris (LB), Leveren Tillman (DT)

Second Team: Ken Armbrust (OG), Tommy Walker (OG), Paul Gilbow (OT), John McCaughey (C), Thomas Johnson (NG), Tim Allison (SS)

1980

First Team: Bruce Gartman (Punter)

Second Team: John McCaughey (OL)


1979

First Team: Jerry Castor (OT), Ron Smith (LB)

Second Team: Casey Phillips (OL), Glen

ARKANSAS STATE FOOTBALL

All-Conference Players



Elbert Shelley

Koenig (DL), James Harris (DB)

1978

First Team: Larry Lawrence (RB), Danny Garrison (TE), Jerry Castor (OT), Wesley Williams (LB), Keith Cox (NG), Joe Slayton (Punter), Doug Dobbs (Kicker)

Second Team: Danny Cook (OL), John McCaughey (OL), Casey Phillips (OL), Dikki Dyson (WR), Freddie Lisko (DL), Ron Smith (LB), Greg Lawrence (DB), Jerry McKenna (DB)

1977

First Team: Hugh Crisp (C), Butch Cook (OG)
Second Team: Bobby Earwood (OL), Danny Cook (OL), Dikki Dyson (WR), Joe Griffin (RB), Doug Dobbs (PK), Freddie Lisko (DL), Ralph Kelly (LB), Greg Lawrence (DB), Jerry McKenna (DB), Joe Slayton (Punter)

1976

First Team: T.J. Humphreys (OG), Joel Mullins (OT), Leroy Harris (FB), Robert Speer (DE), Roy Painter (DB)
Second Team: Hugh Crisp (OL), Bill Muzik (DL)

1975


First Team: Ken Jones (OG), T.J. Humphreys (OG), David Hines (QB), Dennis Bolden (RB), Leroy Harris (FB), Dan Mullen (Punter), Robert Speer (DE), Jimmy Lisko (DE), Dick Dixon (DT), Eddie Morgan (DT), Jerry Muckensturm (LB), Mike Malham (LB), Lloyd Walls (CB)
Second Team: Joel Mullins (OL), Hugh Crisp (OL), David Luter (OL), Bill Muzik (DL), Sylvester Loving (DL), John Lorick (DB), Terry Kinsworthy (S)

1974

First Team: John Manatt (OG), Stan Winfrey (FB), Willie Harris (TB), Mike Malham (LB), Dick Dixon (DT)
Second Team: Ken Jones (OL), Andy Haney (OL), Jimmy Wicks (WR), Joe Duren (K), Robert Speer (DE), Eddie Morgan (DL)

1973

First Team: Doug Lowrey (OG), Jerry Reiman



Steve Lockhart



Ed Rufus

(OG), Jaime Klipsch (TE), David Mitchell (RB)
Second Team: John Manatt (OT), Willie Harris (RB), Mike Malham (LB), Roy Painter (DB), Vince Ancell (DB)

1972

First Team: Ken Jones (DT), Dave Muckensturm (DE), Steve Burks (Punter)
Second Team: Doug Lowery (OG), Stan Winfrey (RB), David Hines (DB)
Honorable Mention: Jerry Reiman (OG), Steve Burks (QB), Jerry Muckensturm (LB)

1971


First Team: James Hamilton (Punter), Calvin Harrell (RB), Steve Lockhart (TE), Wayne Dorton (OG), Joe Duren (Kicker), Dennis Meyer (DB), Dave Muckensturm (DE), Butch Murray (LB)
Second Team: James Hamilton (QB), Cleve Barfield (DT), Richard Nicholson (LB), Donnie Beshears (DB), Terry Whiting (DB)
Honorable Mention: Jerry Reiman (T), Scott Foster (OG), Doug Lowery (C), Steve Burks (WR), Mark Cates (DE), Craig Johnson (DB)

1970

First Team: Steve Lockhart (TE), Bill Phillips (OG), Calvin Harrell (RB), Chet Douthit (WR), Bobby Gentry (Kicker), Dave Muckensturm (DE), Gary Cleve (LB), Dennis Meyer (DB)
Honorable Mention: James Hamilton (QB), Johnny Carr (RB), Tom Johnson (E), Steve Goddard (T), Dave Ruebsam (T), Wayne Dorton (OG), Tom Flanagan (C), Rick Bone (DE), Cleve Barfield (DT), Chris Millwee (DT), Walt Fisher (LB), Donnie Beshears (DB), Terry Whiting (DB), Craig Johnson (DB)

1969

First Team: Bill Phillips (OG), Calvin Harrell (RB), Marshall Walls (FB), Dan Buckley (C), Jack Smith (OT), David Walls (LB), Clovis Swinney (DT), Donnie Beshears (DB)
Honorable Mention: James Hamilton (QB), Virgil Peyton (FL), Steve Lockhart (TE), Eugene Thoompson (T), Wayne Dorton (OG), Mike Everett (K-DE), Charles Hinrichs (DE), Ken



Joe Slayton

Bennett (DT), Gary Cleve (LB), Orley Massena (B), Dennis Meyer (DB)

1968

First Team: Jack Smith (OT), Dan Buckley (C), Frank McGuigan (RB), Bill Bergey (LB), Clovis Swinney (DT), Gary Crane (DE), Steve Struble (DB)
Honorable Mention: Virgil Peyton (E), Manuel Montes (OG), Don DeMaine (OT), Ken Bennett (DT), Charles Hinrichs (DT), David Walls (LB), Kevin McClelland (B)

1967

First Team: Ron Worthen (C), Bill Bergey (LB), Clovis Swinney (DT), Dick Ritchey (DB), Kevn McClelland (Punter)
Honorable Mention: Jerald Jumper (WR), Tim Keane (QB), Steve Gankiewicz (DL), Tom Sain (LB)

1966

First Team: Gerald Jumper (SE), Ron Worthen (C), Terry Gwin (RB)
Honorable Mention: Tim Keane (QB), Steve Gankiewicz (DL), Steve Puryear (DE), Truman Moore (LB), Bill Bergey (LB)

1965

First Team: Dan Summers (OG), H.K. Reeves (DT), Mike Berta (LB), Dick Ritchey (DE)
Honorable Mention: Bill Pagano (E), Harold Noe (C), Tommy Reese (HB), Eddie Rickus (FB)

1964

First Team: Bill Pagano (DE), Dan Summers (OG)
Second Team: H.K. Reeves (T), Tommy Reese (RB), Eddie Rickus (FB), Harold Wallin (FB)
Honorable Mention: Aaron White (T), Mike Berta (C), Dutch Noe (C), Gary Everett (RB), Shelby Lee (RB), Bill Berry (RB)

ARKANSAS STATE FOOTBALL

All-Time Letterwinners

A

Abels, Carlton '48
 Abby, Zelos '03 '04
 Abston, Carver '76 '77 '78
 Accord, Larry '48
 Acklin, L.J. '38
 Adams, Bill '35 '36
 Adams, Buddy '75 '76 '77
 Adams, Jonathan '98 '99 '00 '01
 Adams, LeUndo '03
 Adams, Mike '85 '86
 Adams, Tye '41
 Adkins, James '45 '46
 Ajigbeda, Segun '97 '98 '99 '00
 Alexander, Lavell '96 '97
 Alexander, Mike '01 '02
 Alexander, Rodney '91 '92
 Allan, Walter '36
 Allcorn, Jason '96 '97 '98
 Allen, Brian '90 '91
 Allen, Chuck '01 '02
 Allen, Rodney '95 '97
 Allen, Ronnie A. '50 '51 '52
 Allen, Ronnie G. '62
 Allen, Will '84
 Alley, Jacob '78
 Allison, John '01 '02
 Allison, Tim '78 '79 '80 '81
 Allsopp, W.C. '13 '14 '15
 Alton, Lloyd '51
 Alvares, Daniel '96 '97
 Alvin, Duane '98 '99
 Ancell, Vincent '71 '72 '73
 Anderson, Myron '02 '03 '04 '05
 Andrews, Bob '50
 Anthony, J.C. '55 '56
 Appleby, Bob '46 '48
 Arant, Jerry '57 '58 '59 '60
 Arauco, Josh '06, '07
 Armbrust, Ken '78 '79 '80 '81
 Armenio, Joe '52 '53 '54 '55
 Arment, Bill '49 '50 '51 '52
 Armstrong, Tyrone '99 '00
 Arnold, Darrell '55 '56
 Arnold, Gilbert '58 '59 '60 '61
 Arnold, Reggie '06, '07
 Arritt, Frank '01 '02 '03
 Atchley, Tim '80
 Aufderheide, Mark '73
 Austin, Derrick '93 '94 '95
 Austin, Kirby '80 '81
 Austin, Pel '47 '49
 Austin, Sam '58 '59

B

Baber, L.C. '22
 Bailey, Billy Joe '63 '64 '65
 Bailey, Gerald '86 '87
 Bailey, Michael '98 '99
 Bailey, Robert '98
 Baine, Cecil '23 '24
 Baker, Darrell '93 '95 '96
 Baker, Eugene '41
 Baker, Scott '91 '92
 Ballew, Richard '40 '45
 Banks, King '11
 Baranka, Frank '51
 Barbour, Earl '49 '50
 Barfield, Cleveland '69 '70 '71 '72
 Barfield, Curtis '00 '01 '02 '03
 Barlow, Bob '69 '70
 Barnes, Fredrick '83 '84 '85 '86
 Barnes, Hugh '54
 Barnett, Don '78
 Barnett, Fred '86 '87 '88 '89
 Barnett, Vincent '85 '86
 Barnhill, Randy '84 '85 '86
 Barrow, Fred '88 '89
 Baser, Rubal '45
 Basset, Flunney '35
 Beall, Billy '41
 Beasley, Erven '80 '81 '82 '83

Bearden, John '48 '49
 Beason, Michael '90 '91 '92 '93
 Beavers, Linton '92 '93 '95
 Beckinger, William '51 '52
 Behnen, Henry '69 '70
 Belgasd, Harry '33
 Bell, Sammy '92 '93
 Bellville, Kelly '23 '24
 Bennett, Jason '93 '94 '95
 Bennett, Ken '67 '68 '69
 Bennett, Marty '82 '83
 Bennett, Paul '85
 Benson, George '15 '16 '17
 Benson, Luke '23 '24 '25
 Benson, Russell '17 '20 '21
 Bentley, Alfred '59 '60
 Bergey, Bill '65 '66 '67 '68
 Bernard, Bill '11
 Berry, Bill '61 '62 '63 '64
 Berry, Bryant '00 '01 '02 '03
 Berta, Michael '62 '63 '64 '65
 Beshears, Donnie '68 '69 '70 '71
 Bevil, Mike '76
 Billings, James '56 '57 '58
 Birdwell, Patrick '97 '98
 Birdwell, Justin '96
 Bishop, O. Lee '41
 Blackford, Joel '20 '21
 Blagg, Tom '52 '53 '55
 Blake, Jeff '07
 Blake, Lyvell '88 '89
 Blalack, Kearney '70 '71 '72
 Blanchett, Denishio '96 '97 '98 '99
 Block, Doug '83 '84 '85 '86
 Blohowiak, Jeremy '93 '94
 Blue, Bob '47
 Boatright, Bo '98
 Boenninghausen, Art '72
 Bogan, Raymond '29 '33
 Bolden, Dennis '75 '76
 Boldt, Ed '49 '50 '51 '52
 Bolton, Brad '89
 Bolton, Everett '39 '40 '46 '47
 Bonds, Andre '92 '93
 Bonds, Curtis '04 '05 '06, '07
 Bone, Rick '69 '70 '71
 Bonner, Dee '48 '49 '50
 Bonner, Larry '73
 Boone, Andy '87
 Bounds, Neil '01
 Boone, Frederick '89 '91
 Boutwell, Lloyd '65
 Bowens, Corey '96 '97
 Bowens, Hanis '99 '00
 Bowers, Billy '81 '82 '83 '84
 Bowers, Den '56 '57
 Bowers, Joe '25
 Bowman, Anthony '93
 Bowman, Joe '51
 Boyd, Fred '13
 Boyd, Jason '02 '03
 Boyd, Jordan '81 '82
 Bracey, Shermar '03 '04 '05
 Bradley, Gene '76 '77 '78 '79
 Bradley, Jon '00 '01 '02 '03
 Bramlett, Charles '54 '55 '56
 Branch, Jim Bob '88
 Brazile, Kevin '95 '96 '97 '98
 Breckenridge, John '35 '36 '37
 Brewer, Dennis '75
 Brittingham, Steve '98
 Broady, Bryant '92
 Brooks, Mike '01 '02 '03 '04
 Brown, Andre '97
 Brown, Cody '04 '05
 Brown, Dave '75
 Brown, Dwane '84 '85 '86 '87
 Brown, Elroy '80 '81 '82 '83
 Brown, Evers '89 '90
 Brown, James '88 '89
 Brown, Lewis '82 '84 '85
 Brown, Marcus '06

Brown, Preston '07
 Brown, Ray '83 '84 '85
 Brown, Scott '91 '93
 Brumfield, Nick '99 '00
 Bryant, Steve '70 '71 '72
 Buchanan, Toler '34
 Buckley, Cedric '91 '92
 Buckley, Dan '66 '67 '68 '69
 Budak, Mike '82 '83 '84 '85
 Buford, George '15 '16 '17
 Bullard, Kendrick '90 '91 '92
 Bumgardner, George '15
 Burdick, Sean '96 '98
 Burgess, Douglas '59
 Burk, Emmett '38
 Burke, Jonathan '02 '03
 Burks, Steve '71 '72 '73 '74
 Burnett, Johnnie '27 '28 '29
 Burns, Denny '66 '67
 Burns, Jack '59 '60 '61 '62
 Burns, Joe '11
 Burns, Khayyam '04 '05 '06 '07
 Burton, Gary '81 '82 '83 '84
 Burton, Manuel '02 '03 '04 '05
 Busby, Ivan '36 '37 '38
 Butler, Hal '77 '78
 Buttry, Altus '31 '32 '33
 Byrd, Oscar '24 '25 '26 '27

C

Caffey, Ken '90 '91
 Caldwell, Bill '57 '58 '59
 Caldwell, Jeff '93 '94 '95 '96
 Caldwell, Steve '76 '77
 Caldwell, Tancil '38 '39
 Caldwell, Maxie '68
 Callahan, Harold '39 '40
 Cameron, Allen '51 '52
 Camp, Anthony '02 '03
 Canale, Thomas '94
 Canter, John '29 '34
 Cantrell, Hugh '29 '30
 Cantrell, Travis '72 '73 '74 '75
 Caplinger, Bryan '63 '64 '65 '66
 Carmack, Glynn '56 '57
 Carpenter, Dale '91 '93
 Carpenter, Terry '73
 Carr, Johnnie '69 '70 '71
 Carrington, Alex '06 '07
 Carson, Steve '84
 Carter, Bill '32 '33
 Carter, Curtis '16 '17
 Carter, Doug '04
 Carthon, Maurice '79 '80 '81 '82
 Casey, Pat '68
 Castor, Jerry '76 '77 '78 '79
 Cates, Mark '70 '71 '72 '73
 Catlin, Vernon '07
 Catrett, Orin '05
 Chamber, Paul '34 '35 '36
 Chambers, Tyler '06
 Chandler, Hank '76 '77 '78
 Chandler, Joe '80 '81
 Chapman, I.J. '83 '84
 Chavis, Terrence '02 '03 '04
 Chism, Chester '80 '81
 Chism, John '87 '88 '89 '90
 Christal, Mike '66
 Chumler, '23
 Chunn, George '62
 Ciaramitaro, Brandon '07
 Cissell Howard '54 '55 '56 '57
 Clark, Bill '48
 Clark, Mike '03
 Clark, Spurgeon '11
 Clark, Tommy '63 '64 '65
 Clay, Curtis '78 '79 '80 '81
 Cleary, Cornelius '96 '97
 Clemons, Bobby '84
 Clemons, Mark '07
 Cleve, Gary '67 '68 '69 '70
 Clifton, David '63 '64 '65

Cline, Michael '83 '84 '85
 Cochran, Ralph '22
 Cockrell, Sean '96 '97 '98
 Coffee, John '58 '59 '60
 Cole, B.F. '23
 Coleman, Andre '89 '90 '92
 Coleman, Charles '46
 Coleman, Mel '73
 Collier, Bill '60
 Collier, Chris '88 '89 '90
 Collier, Roy '91 '92
 Collins, John '30
 Collins, Richard '24
 Connor, Emerson '13
 Cook, Butch '76 '77
 Cook, Danny '76 '77 '78 '79
 Cooley, Reginald '98 '99
 Cooley, Will Roy '60
 Cooper, Anwar '97 '98 '99 '00
 Cooper, David '82 '83
 Cooper, Floyd '20 '21
 Cooper, Raymond '89
 Cooper, Tim '78
 Cope, Wayne '92 '93
 Corcoran, Ed '49 '50 '51
 Cothern, Bill '28 '29
 Cotton, Kishan '97 '98 '99 '00
 Couch, Alastair '94 '97
 Covington, Andre '01
 Covington, Johnny '92 '93 '94 '95
 Covington, Vernon '31 '32
 Cox, Billy Joe '60 '61
 Cox, Keith '77 '78
 Cox, Kelvin '03 '04 '05 '06
 Cox, Mike '02 '03
 Crader, Chad '98
 Craig, Harry '23
 Crane, Gary '67 '68
 Crawford, Carter Ray '84 '85
 Crider, Heath '89
 Crisp, Hugh '74 '75 '76 '77
 Crittenden, Bruce '71
 Crocker, Brandon '01 '02
 Crocker, Wayne '68 '69
 Crockett, Matt '01
 Crockett, Stacy '91 '92 '93 '94
 Crook, Charles '82
 Crone, Ernie '49 '50
 Cross, Doyle '72 '73 '74 '75
 Crossley, John '99 '00 '02
 Crossley, Terry '86
 Crump, Clarence '20
 Culp, Tommy '34 '35
 Culpepper, Ray '76 '77 '78 '79
 Cunningham, George '34 '35
 Cunningham, Leon '94 '95

D

Daley, Foot '87 '88
 Dallas, Billy '46
 Daniels, Bill '51 '52 '53
 Daniels, Kenneth '34
 Danner, Lem '22 '23 '25
 Darby, Jake '61 '62 '63
 Darby, Perry '87 '88
 Davenport, Mark '95
 Davidson, Bill '54 '55 '56
 Davidson, Billy '77 '78
 Davis, Brad '91 '92 '93 '94
 Davis, Brad '96
 Davis, Buddy '41
 Davis, Demond '97
 Davis, Joey '75 '76
 Davis, Lewis '88 '89
 Davis, Maci '99 '00
 Davis, Michael '83 '84 '85 '86
 Davis, Roy '55 '56
 Davis, Tommy '58 '59
 Day, Chet '77 '78
 Dayton, Putzer '87 '89
 Dean, Derek '88 '89 '90
 Dejohnette, Levi '04 '05 '06 '07

ARKANSAS STATE FOOTBALL

All-Time Letterwinners

Delap, Charlie '82
DeMaine, Don '67 '68
Denbow, Darrin '94
Denison, Blake '90 '91 '92 '93
Dent, Brad '82 '83 '84 '85
Detrick, Hal '39 '40
Dew, Ben '96
Dickey, John '46 '47
Dickson, DeSoto '92 '94
Dillon, Edgar '25 '26 '27
Dinges, Jim '51
Ditsler, Don '40
Dixon, Dick '72 '73 '74 '75
Dixon, Russell '27
Doane, Keith '47 '48 '49
Dobbs, Doug '76 '77 '78 '79
Dockery, Cord '90 '91 '93
Dollarhide, Jack '90 '91 '92
Donham, Charlie '73 '74 '75 '76
Dorton, Wayne '68 '69 '70 '71
Douglas, Marlon '07
Douthitt, Chet '69 '70
Downing, Mike '75 '76
Downs, Robert '31 '32
Downs, Rodney '67 '68 '69
Dreher, Ferdinand '28 '29
Driscoll, Josh '01 '02
Droke, J.C. '52
Ducking, Travis '97 '98 '99 '00
Dumas, Clyde '82 '83
Dunbar, Terrence '03
Duncan, Jason '05
Duncan, Jesse '98 '00 '01 '02
Dunn, Donald '54 '56
Dunn, Kevin '79 '80 '81 '82
Dunnick, Byron '81 '82 '83 '84
Dunston, Don '60 '61 '62
Duren, Joe '71 '72 '73 '74
Dyson, Dikki '77 '78
Dyson, Raymond '88

E

Eads, Britt '90 '91
Earwood, Bobby '75 '76 '77 '78
Easley, Chris '03 '05 '07
Easley, Earl '84 '86 '87 '88
East, Stephen '83 '84 '85
Echols, Les '00 '01 '02 '03
Edwards, Chester '24
Edwards, Don '88 '89
Eichenberger, Zach '05 '06 '07
Eickmeyer, Ray '50 '51 '52 '53
Elder, Raymond '14
Elgin, Andrew '84 '85 '86
Elk, Jim '59
Ellington, Grayson '29
Elliott, Gary '66 '68
Ellis, Elias '05 '06
Elmore, Larry '72 '73 '74
Emfinger, Nick '06
Emmons, Carlos '92 '93 '94 '95
Eoff, Homer '55
Ervin, Bill '57
Escobar, Frank '96
Eskeridge, Bill '45
Evans, Chad '97 '98
Evans, John '11
Everett, Gary '61 '63 '64
Everett, Jack '60 '61
Everett, Mike '66 '67 '68 '69
Everett, Reggie '01 '02 '03

F

Famiglietti, Dick '62 '64
Farella, Frank '54 '55 '56 '57
Farley, Frank '11
Fears, Joe '88 '89
Fender, Vana '24
Ferguson, James '28 '29
Fields, Jeff '89 '90
Files, Cliff '85
Finley, Bill '45

Fishback, Rick '81 '82
Fisher, Roger '37
Fisher, Walter '69 '70
Fitch, Curtis '92
Flagg, Brian '04 '05 '07
Flanagan, Tom '68 '69 '70
Fletcher, John '17
Flynn, James '71 '72 '73 '74
Fogle, Roy '49 '50
Folsom-Hill, Schan '89
Ford, Grady '25
Forrest, Dennis '86 '87 '88 '89
Foster, Scott '70 '71 '72
Foulks, Tommy '74 '75 '76 '77
Fowler, Farron '03 '04
Francis, Cazzy '84 '85 '86
Frazier, Roland '13
Fredrick, Charlie '84 '85 '86 '87
Freeman, Tarsh '92 '93 '94 '95
Freeman, Zoe '93 '94 '95
French, Carroll '22 '25 '26 '27
Frets, Lynn '36
Frisella, Scott '92
Frohbieter, Todd '95 '96 '97
Fuller, Terrance '98 '99 '00 '01
Futrell, Cory '97

G

Gambill, Billy '46
Gamlin, Stefan '94 '95
Gankiewicz, Steve '65 '66 '67
Gardner, Deotis '92
Gardner, Price '80 '81 '82 '83
Garner, Don '51 '56
Garner, John '91
Garrett, Cyril '39
Garrett, Kansas '07
Garris, Pete '65 '66 '67 '68
Garrison, Danny '75 '76 '77 '78
Gartman, Bruce '80 '81 '82
Gaston, Adam '07
Gaston, Bobby '83 '84
Gatlin, Jim '70 '71
Gatto, Nick '99 '00
Gauthreaux, Bryan '01 '02 '03 '04
Gebert, Ralph '49 '50 '51 '52
Gentry, Bob '70
Germany, Reginald '51
Gerring, Russ '47
Gibbs, Charles '56 '57
Gibbs, Hugh '59
Gibbs, Steven '01 '02 '03 '04
Gibson, Bill '45
Gibson, Mark '91 '92
Gilbow, Paul '78 '79 '80 '81
Gill, Page '06
Gillott, Trevor '06 '07
Ginder, Bobby '97 '98 '99
Glasgow, Doyme '41
Gleghorn, Mike '83
Glenn, Dwaine '65 '66 '67
Glover, Darius '07
Glover, George '36
Goad, Byron '23 '24 '25 '26
Goddard, Steve '68 '69 '70
Goldbert, Milford '51 '52 '53
Golden, Randy '72 '74 '75
Golleher, Mitch '73
Gooch, Jim '34 '35 '36
Goodman, Jack '60 '61
Goodman, Joe '70
Goodson, R.W. '58
Gore, Clinton '61 '62
Gore, Stacy '83 '84 '85
Goss, Elbert '33
Grace, LeKeith '02 '03
Graff, Bill '72 '73 '74 '75
Graham, John '57 '58
Graham, William '91
Granata, Tom '75 '76 '77
Grandberry, William '01
Grant, Corey '92

Grant, Larry '92 '93
Grassmyer, Leon '54 '55 '56 '57
Graves, Marvin '31 '32 '33
Gray, Bob '55 '56 '57 '58
Green, Bruce '38 '39
Green, Gary '76
Green, Reggie '03 '04 '05 '06
Green, Sam '48 '49
Greene, Darrell '88
Greene, Byron '86
Greenleaf, Dedrick '94
Greenwald, Carl '48 '49 '51
Grider, William '54
Griffin, Derrick '79 '80
Griffin, Jimbo '89 '90 '91 '92
Griffin, Joe '76 '77 '78
Grigory, Bill '55
Grigsby, Zach '02 '03
Grisham, Mark '83
Grosse, Vernon '50 '51
Guice, Rex '51
Gunn, David '59 '60 '61
Gwin, Terry '65 '66

H

Hagaman, Marvin '59 '60 '61
Haigh, John '25
Haigler, Marshall '92
Hale, Mitchell '62 '63
Hales, Steve '79 '80 '81 '82
Haley, Eric '88 '89
Hall, Bryan '07
Hall, C.O. '34 '35
Hamilton, James '68 '69 '70 '71
Hamilton, Mark '00
Hamlet, P.L. '49
Hammons, Foy '13 '14 '15 '19
Hampton, Anthony '92
Hampton, Bill '41
Hampton, Ed '02 '03 '04 '05
Hanschen, Steve '76 '78 '79
Haney, Andy '71 '72 '73 '74
Hanger, Jim '63
Hankins, Gary '65 '66 '67
Harb, Burt '13 '14 '16
Hardin, Millard '35 '36
Hardy, Greg '06 '07
Harkless, Larry '75 '77
Harlan, Woody '56
Harms, Keith '85 '86 '87
Harp, Waldell '97
Harper, Dave '71
Harrell, Calvin '68 '69 '70 '71
Harrell, Stacy '91 '92 '93 '94
Harrell, Tres '97
Harris, Anthony '05 '06 '07
Harris, Darren '88 '89
Harris, Ed '71
Harris, Henry '79 '80 '81 '82
Harris, James '78 '79
Harris, Larry '88 '89 '90 '91
Harris, LeMarcus '97 '98 '99
Harris, Leroy '75 '76
Harris, Maurice '92 '93 '94 '96
Harris, Willie '73 '74
Harrison, Bill '63 '64 '65
Harrison, Montis '04 '05 '06 '07
Hartman, Herman '98
Hatfield, Jim '80
Hawkins, Joe '52
Hawley, William G. '31 '32
Hawthorne, Rodney '94 '95
Hayden, Lewis '46 '47
Haynes, Fred '79 '80
Hazel, Gene '48 '49
Head, DuRan '93
Head, Julius '59
Headley, Keith '98 '99 '01 '02
Heard, Hillery '24 '25
Heard, Tibbs '26 '28 '29
Heath, Eddie '34 '35 '36
Heath, Huel '63

Heath, Wayne '01
Heern, Howard '39
Henault, Andy '98 '99
Henderson, Jerime '04 '05 '06
Henderson, Russ '80 '81
Henderson, Victor '97 '98 '99
Hendrick, Bob '72 '74
Hendrix, Bill '30 '31 '32 '33
Hendrix, Hayden '91
Henry, Sevastin '92
Henson, Brandon '05 '06
Herman, Alex '78 '79
Hewitt, Travis '05 '06 '07
Heyward, Burgess '74
Heywood, Fred '25
Hickenbotham, James '99 '00 '01 '02
Hickman, Prince '04 '05 '06 '07
Hicks, Brian '03 '04
Hiett, Dick '21 '22
Higgins, Patrick '04 '05 '06
Hight, Howard '45
Hilburn, Dick '54 '55 '56
Hilton, Drew '07
Hill, Don '31 '32
Hill, Greg '72
Hill, Harvey Lee '53
Hill, Stewe '89 '90
Hillers, Ron '86 '87
Hines, David '72 '73 '74 '75
Hinrichs, Charles '66 '67 '68 '69
Hinrichs, Mike '66 '67 '73 '74
Hinson, Clingman '28 '29 '30
Hinson, Jim '47
Hinton, Gary '79 '80
Hissam, Jonathan '06 '07
Hobbs, Roland '54
Hodges, Ted '27 '28 '29
Hoefflinger, Jon '05 '06
Hoffman, Eddie '38
Hogan, Chris '00 '01 '02 '03
Hogue, Bobby '59 '60
Holifield, Darrell '78 '79 '80
Holt, Boyce '52
Holland, James '45 '47 '49
Hollimon, Joe '71 '72 '73 '74
Hollingsworth, R.W. '59
Hollins, Devin '04 '05
Holmes, Gary '78 '79
Hooper, Andy '63
Horton, Kevin '96 '97 '98
Horton, Melvin '31 '32 '33
Horton, Todd '85 '86 '87 '88
Houston, Marvin '87 '88
Howard, Tom '67
Howington, Dock '15
Hubner, Mike '74 '76
Hudson, Dale '46 '47 '48
Hudson, Wayne '85 '86 '87 '88
Huffman, Mike '61
Hughey, Frank '27 '28 '29 '30
Humphreys, T.J. '73 '74 '75 '76
Hunt, Lee '90 '91 '92
Hunt, Marc '90 '92
Hunter, Dave '50
Hurt, Gary '97 '98

I

Ingle, David '89
Ingram, Kenny '89 '90 '91 '92

J

Jackson, Anthony '06 '07
Jackson, Gary '93 '94 '95 '96
Jackson, Julius '03
Jackson, Tony '77
Jackson, Wally '51
Jacobs, Elliot '01 '02 '03
James, Chris '05 '06
James, Jamarrow '04 '05 '06
James, John Ed '35 '36
James, Roy '93 '94
Jansen, Steve '70

ARKANSAS STATE FOOTBALL

All-Time Letterwinners

Jefferson, Marcel '91 '92 '93
 Jeffress, Maurice '46 '47 '48
 Jeffries, O. '13
 Jeffries, Wade '13 '14 '15
 Jemison, Rickey '83 '84 '85 '86
 Jenkins, Tanner '03 '04 '05 '06
 Jennings, M.D. '07
 Jessen, Bill '40
 Johnson, Al '87 '88 '89 '90
 Johnson, Bert '28 '29 '30
 Johnson, Bill '79 '80 '82
 Johnson, Charles '45
 Johnson, Charles '03
 Johnson, Clevon '79
 Johnson, Craig '69 '70 '71 '72
 Johnson, David '05 '06 '07
 Johnson, Ernest '45
 Johnson, Garry '99 '00 '01 '02
 Johnson, Harry '24 '25
 Johnson, Jack '48 '49
 Johnson, James '04 '05
 Johnson, Jesse '46 '48 '54 '55
 Johnson, Lawrence '85
 Johnson, Lennie '95 '96 '97 '98
 Johnson, Lenny '00
 Johnson, Nikita '85
 Johnson, Robert '41
 Johnson, Roy '88 '89 '90 '91
 Johnson, S.T. '46 '47 '48
 Johnson, Thomas '78 '79 '80 '81
 Johnson, Tom '68 '69 '70 '71
 Johnson, Tyrell '04 '05 '06 '07
 Johnson, Varon '79
 Johnston, David '37
 Jones, Allen '45
 Jones, Cameron '94
 Jones, Chris '00 '01 '02 '04
 Jones, Clarence '45
 Jones, Garrick '98 '99 '00
 Jones, Greg '86 '87
 Jones, Joe '99 '00
 Jones, Joseph '99
 Jones, Ken '72 '73 '74 '75
 Jones, Kevin '05 '06 '07
 Jones, Kimani '02 '03
 Jones, Kyle '83 '84
 Jones, Robert '90
 Jones, Rodney '74 '75
 Jones, Stan '70 '71 '72
 Jones, Tyrone '87 '88
 Jordan, Chester '90
 Jordan, Jimmy '46
 Jordan, J.T. '06 '07
 Jose, Ryan '89 '90 '91 '92
 Joyner, Maurice '99 '00 '01 '02
 Jumper, Gerald '64 '65 '66 '67

K

Kaffka, Harold '46
 Kammer, Kevin '93 '94 '95 '96
 Keane, Tim '65 '66 '67
 Keath, David '41
 Keith, Norman '50
 Kellar, Keith '85 '86
 Keller, Clifton '15 '16 '17
 Keller, Donald '37 '38 '39
 Keller, Gordon '13 '14 '20
 Keller, Harold '30 '31 '32 '33
 Keller, Paul '17
 Keller, Roy '11 '12 '13 '14
 Kellett, Orville '35 '36 '37
 Kellim, Erik '99 '00
 Kelly, Paul '45
 Kelly, Ralph '76 '77
 Kelly, Waddell '79 '80 '81 '82
 Kelso, Bill '40
 Kent, Tom '53 '54 '56
 Kerfoot, Oliver '45
 Killen, Michael '88 '89
 Kilow, Robert '98 '99 '00
 Kimble, Richard '86 '87 '88 '89
 King, Berry '80 '81 '82 '83

King, Dennis '75 '76 '77
 King, Robert '80 '81 '82 '83
 Kinsworthy, Terry '72 '73 '74 '75
 Kirkpatrick, Paul '53
 Klipsch, Jamie '72 '73 '74 '75
 Knight, Greg '90
 Knight, Parkin '31 '32
 Koenig, Glen '76 '77 '78 '79
 Koets, Kyle '05 '06 '07
 Kohonke, Dean '15 '16 '17
 Koldus, John '50 '51 '52
 Konecny, Kevin '77 '78
 Konvalinka, Jeremy '98
 Kramer, Sonny '46
 Kunz, Al '51 '52 '53

L

Ladd, '22
 Lafferty, Grover '41
 Lagomarcino, Brian '86 '87 '88 '89
 LaGrone, Cecil '67 '68 '69 '70
 Lamb, Gordon '28 '29
 Lamb, Nolan '31 '32 '33
 Lambert, Lawrence '11
 Lampo, Ronald '56
 Lanaux, Bob '99 '00
 Landers, Bill '45 '48
 Landry, Allen '85 '86
 Langford, Tim '80 '81 '82 '83
 Langley, Jim '34
 LaPlante, Don '50 '51 '52
 Laney, James '69
 Larche, Harry '46 '47 '48
 Larson, Bob '49 '50 '51
 LaRusso, Scott '95 '97 '98 '99
 Lary, James '16 '19
 Lary, Mike '97 '98 '99
 Latourette, Harry '61 '62
 Latimore, Denver '75 '76
 Lattimore, Lyle '73 '74
 Lauderdale, James '38 '40
 Lawrence, Greg '76 '77 '78
 Lawrence, Larry '75 '76 '77 '78
 Laws, Kolum '96 '97
 Lawson, Marcus '90 '91 '92 '93
 Layne, Bucky '75 '76
 Leach, Frank '54
 Leahey, Sam '07
 Ledbetter, Clint '84 '85 '86
 Ledbetter, Virgil '46
 Lee, Greg '84 '85 '86 '87
 Lee, Jerome '95
 Lee, Lamar '58
 Lee, Lamar '02 '03
 Lee, Ramone '97
 Lee, Shelby '63 '64
 Lemon, Cleo '97 '98 '99 '00
 Leonard, Corey '06 '07
 Lewis, Judious '83 '84
 Lieter, Dale '39
 Ligon, Jeremiah '95 '96
 Lilly, James '33 '34
 Linsy, Eric '92 '93
 Lisko, Freddie '75 '77 '78
 Lisko, Jimmy '72 '73 '74 '75
 Liss, Lawrence '50
 Little, Jarod '03 '04
 Little, Koetter '95 '96 '97 '98
 Littleton, Chris '02 '03 '05
 Lloyd, Victor '33
 Lockhart, Steve '68 '69 '70 '71
 Lockley, Heath '05 '06 '07
 Logan, Prince '93
 Lohman, Zeke '23 '24 '25 '26
 Long, Josh '02 '03 '04
 Looney, Leonard '13 '15
 Lorick, John '73 '74 '75 '76
 Lovelady, James '96
 Loving, Sylvester '73 '74 '75 '76
 Lowrey, Doug '70 '71 '72 '73
 Luellen, Brandon '90 '91 '92 '93
 Luensmann, Chuck '71 '72

Luter, David '73 '74 '75 '76
 Lutes, Charles Roy '54
 Lynch, Claude '36 '40
 Lynch, Dan '40 '41
 Lytle, John '20

M

Maas, Dale '05 '06
 Mabone, Troy '89 '90 '92
 Mabry, Charles '99 '00
 Mabry, Leon '40
 Mack, Clifton '36 '37 '39 '39
 Mack, Jerry '79 '80 '81
 Mack, Jerry '01 '02 '03
 Madden, Jerome '89 '90 '91 '92
 Maddox, Cornelius '74 '75 '76 '77
 Maddox, Preston '84 '85
 Malham, Mike '72 '73 '74 '75
 Manatt, John '72 '73 '74
 Manderson, Claude '58
 Mandich, Matt '05 '06 '07
 Mann, Ray '34
 Manning, Tom '50 '51 '52 '53
 Manns, Robert '47 '48 '49 '50
 Marcellus, John '33
 Marschewski, James '65
 Marshall, Jerald '74 '75 '76 '77
 Martillo, Dick '61 '62
 Martin, James '22
 Martin, Lance '04 '05
 Martin, Sam '46
 Martin, Troy '11
 Martinzak, Dick '48
 Mashburn, Ken '62 '63 '64
 Mason, Harold '82 '84
 Mason, Michael '93 '94
 Massena, Orley '66 '67 '68 '69
 Massey, Robert '50
 Matlock, Dennis '80 '81 '82
 Matthews, Byron '87 '88 '89 '90
 Matthews, Frank '21 '22
 Matthews, Reggie '89
 Matthews, Robert '99
 Maxwell, Larry '66
 Mays, Khari '06 '07
 Mayes, Curtis '16
 Mayo, Billy '53 '54
 Mays, Lawrence '88 '89 '90
 Meachum, Cory '06
 Meeks, Ron '75 '76
 Meier, Hank '48
 Melio, Joe '46 '47 '48
 Meredith, Jarry '34
 Meredith, Jack '41
 Metcalfe, James '45
 Metzler, Charles '21
 Metzler, Henry '38 '39 '40
 Meyer, Dennis '68 '69 '70 '71
 Michaels, Mark '01
 Michles, Earl Ray '59 '60 '61
 Middlebrook, Orna '75 '76
 Miller, Aubrey '89 '90 '92
 Miller, Charles '36 '37
 Miller, Chris '05 '06 '07
 Miller, Clayton '20
 Miller, Dan '86 '87
 Miller, Don '58 '59
 Miller, Glenn '65
 Miller, J.C. '99 '00
 Miller, Jeremy '97
 Miller, Jerome '75 '76 '78 '79
 Miller, Jessie '92 '93 '94 '95
 Miller, Lance '97 '98 '99
 Miller, Scott Key '98 '99
 Miller, Tommy '99 '00 '01 '02
 Miller, William '36
 Millwee, Chris '70 '71
 Miner, Elbert '36
 Miner, David '76
 Minshew, Ronald '58 '59
 Mitchell, Anthony '00 '01 '02
 Mitchell, Chappell '95 '96 '97 '98

Mitchell, David '70 '71 '72 '73
 Mitchell, Sean '97 '98 '99 '00
 Moellers, John '87 '88 '89 '90
 Mohajir, Terry '90 '91
 Monk, Chuck '89 '90 '91
 Montes, Manuel '66 '67 '68
 Montgomery, Jermaine '02
 Montgomery, Victor '78 '79 '80 '81
 Moore, Andrew '88
 Moore, Truman '63 '64 '65 '66
 Morales, James '01
 Moreman, Walter '31 '32 '35
 Morgan, Bruce '82
 Morgan, Eddie '72 '73 '74 '75
 Morgan, J.P. '45
 Morman, James '99 '00
 Morris, Clarence '40 '41
 Morris, Mike '79 '80 '81 '82
 Morris, Sean '88 '89
 Morrison, Donnie '79 '80 '81 '82
 Moser, Howard '15 '16
 Moser, Vivian '15 '16 '17 '20
 Mosley, Roderick '95 '96
 Moulton, A.K. '01
 Mpwo, Eniak '00 '01
 Muckensturm, Dave '69 '79 '71 '72
 Muckensturm, Jerry '72 '73 '74 '75
 Muckensturm, Kevin '75
 Muhammad, Darryl '86
 Mullen, Daniel '72 '73 '74 '75
 Mullins, Dube '48
 Mullins, Joel '73 '74 '75 '76
 Murphy, Reginald '93 '94 '95 '96
 Murrah, G.H. '58 '59
 Murray, Butch '68 '69 '70 '71
 Murray, Corey '01 '02
 Muzik, Bill '73 '74 '75 '76
 Myers, Brett '93 '94 '95 '96
 Myers, Neal '99
 McAlpin, Chris '94 '95
 McAndrew, Roger '36
 McBride, Clark '92 '93 '94 '95
 McBride, Rick '66 '67
 McCain, Hassell '60 '61 '62
 McCandless, Lee '31 '32 '33 '34
 McCall, Art '15
 McCarley, James '85 '86
 McCartney, Frank '23
 McCarver, Pat '55
 McCaughey, John '78 '79 '80 '81
 McCay, George '56
 McClellan, Donk '40
 McClelland, Kevin '66 '67 '68 '69
 McClure, Alton '40 '41
 McClure, Rusty '72
 McComb, Eldridge '20
 McConnell, Clyde '34 '35
 McCoy, Atheius '97
 McCoy, Denarius '97
 McCuiston, Bob '61 '62 '63 '64
 McCullough, Nelson '73
 McDaniel, Bob '22
 McDaniel, Hosea '31 '32 '33
 McDaniel, Russell '87 '88 '89 '90
 McDonald, Fred '26 '27 '28 '29
 McDonald, Jess '05 '06
 McDonald, Mike '91 '92 '93
 McDonald, Scott '81 '82 '83
 McFadden, Ralph '16 '17
 McGee, Stacy '84 '85 '86 '87
 McGinnis, Benny '79 '80 '81 '82
 McGough, David '72
 McGuigan, Frank '67 '68
 McGuire, Joe '36 '37 '38
 McGuire, John '47 '48 '49
 McHenry, Elmer '49
 McIntosh, Jerome '93 '94 '95
 McKay, Roy '31 '32
 McKenna, Jerry '77 '78 '79
 McKinney, Anthony '80 '82
 McKinnon, Javon '07
 McKinnon, Koby '04 '05 '06 '07

ARKANSAS STATE FOOTBALL

All-Time Letterwinners

McMinn, Mark '83 '84 '85
McMurray, Jim '59 '60 '61
McNeal, Danny '07
McNeary, Carlos '98
McPherson, Andy '97 '98 '00 '01
McWhirter, Earl '31 '32 '33
McWhirter, Chad '90 '91
McWilliams, Major '36
MacQueen, Donald '31 '32 '33 '34

N

Najm, Jon '05 '06
Nalley, Bill '58 '59
Nash, Gus '22
Neal, Curt '73
Neal, Jimmy '87 '88
Neff, Mickey '57
Neihouse, Eric '02 '03 '04 '05
Neloms, Marvin '83 '84 '85 '86
Nelson, Kenneth '86 '87 '88 '89
Nelson, Roy '58 '59 '60
Nervig, Brian '78 '79
Nicholson, Rich '69 '70 '71
Noce, Nick '03 '04 '05
Noe, Harold '63 '64 '65
Noles, Davie '72 '73 '74
Norman, Jarriel '06
Norman, Ron '76 '77 '78 '79
Northcross, Don '82
Norton, W.E.W. '34

O

O'Bar, Joe '97 '98 '99 '00
O'Bryant, Albert '73 '74
Odie, Andy '94
Oldham, Okel '23 '24 '25 '26
Oldham, Orval '27 '28 '29
Olliges, Steve '78 '79 '80 '81
O'Neal, Oren '03 '04 '05 '06
Orr, Marty '78
Osment, John '40
Osment, Eugene '39 '40
Osselmeier, Gene '47 '48 '49 '50
Oswald, Henry '52 '53
Overly, Don '78 '79
Owen, Russell '15 '16 '17
Owens, Ben '05 '06
Owens, Charles '26 '27 '0728 '29

P

Padrta, Dominic '07
Pagano, Bill '63 '64 '65
Painter, Richard '67 '68
Painter, Roy '73 '74 '75 '76
Palmer, Don '85 '86 '88 '89
Palmer, Freddy '23
Palone, Tony '77
Palumbo, Frank '49 '50
Parker, Charles '45 '46
Parker, Jodie '52
Parker, Lorenzo '91 '92 '93 '94
Parker, Mart '78
Parker, Wayne '39 '45
Parkes, Albert '37
Parrott, Pat '75 '76 '77
Parson, Gerald '55
Patterson, Gerald '47
Patterson, Jerald '85 '86 '87
Patton, Henry '41
Patton, Tony '73 '74
Pearce, Lloyd '34
Pebworth, Elam '60
Peebles, Larry '59 '60 '61
Pegues, Jerry '00 '01
Pennington, Royce '68
Peoples, Alex '01 '02 '03 '04
Peoples, Alfonzo '95 '96 '97
Perkins, Don '61 '62
Perkins, Kenneth '41
Perkins, Lucas '92
Perkins, Tom '58 '59
Perrone, Larry '72

Perry, Bill '48
Perry, Kevin '07
Peters, Eddy '74
Petersen, Chris '94 '95 '96
Petroff, Jim '50 '51 '52 '53
Pettus, Brent '94 '95 '96 '97
Petzoldt, Devin '89 '91 '92
Peyton, Virgil '66 '67 '68 '69
Pharis, Milton '39
Phelps, Dick '46 '47
Phillips, Bill '68 '69 '70 '71
Phillips, Casey '76 '77 '78 '79
Phillips, Corlan '97
Phillips, James '54
Pickering, Bill '25
Pinson, Randy '84
Pittman, Dwayne '81 '82 '83
Plank, Jeff '88 '89
Poag, John '58
Politano, Ralph '65
Pond, Jamie '97 '98 '99 '00
Porter, Stanley '07
Powell, Alvin '00 '01
Powell, Josh '04
Powell, Orlando '01 '02 '03
Powers, Howard '46 '47 '48
Price, Stacy '81 '83 '84 '85
Privett, Leon '54 '55
Puckett, James '27 '28 '29 '31
Puryear, Steve '65 '66 '67
Pylant, Perry '94 '95

R

Radison, Pete '46
Rager, Brandon '00
Rager, Richard '76 '77
Ragland, Thomas '45
Ramage, Rob '06 '07
Rankin, Earl '55 '56 '57 '58
Ray, Mike '87 '88 '89
Ray, Raymond '72 '73
Reavy, George '47
Reed, James '49 '50 '51 '52
Reed, Randy '75 '76 '77
Reed, Tyshon '00 '01
Rees, Harold '27 '30
Reese, Raymond '11 '13
Reese, Tommy '62 '63 '64 '65
Reeves, H.K. '63 '64 '65
Reeves, Steve '06
Reeves, Troy '56 '57 '58
Reibe, Matt '04 '05 '06 '07
Reid, Bobby '49 '50 '51 '52
Reid, Kenneth '86
Reid, Leonard '21
Reid, Stuart '85
Reider, Ernest '24
Reiman, Jerry '70 '71 '72 '73
Reisching, Carl '21 '22
Retanio, Joe '35
Rhodes, Homer '85
Rhodes, Justin '96 '97 '98 '99
Richard, Rodney '83
Richards, Frank '84 '85 '86
Richardson, Jasper '28 '29
Richardson, Kyle '92 '93 '94 '95
Richardson, Rodney '95 '96
Richardson, Ron '83 '84 '85 '86
Richardson, Sedrick '95 '96 '97 '98
Richmond, Elshon '89 '90 '91 '92
Rickus, Eddie '62 '63 '64 '65
Ridgle, Tony '80 '82 '84
Ridgeway, James '57 '58
Riggs, Don '55 '56 '57 '58
Ritchey, Dick '64 '65 '66 '67
Robak, Ray '54 '55 '56 '57
Robbins, Mark '85 '86
Roberts, Dennis '66 '67
Roberts, Johnnie '77
Robins, Ray '93 '94 '95
Robison, Lanier '82
Robison, Loran '24 '25 '26 '27

Robinson, Anthony '07
Robinson, Chuckie '80 '81 '82 '83
Robinson, Terry '57 '58
Robinson, Vernon '20
Roddy, Joe '20
Roebuck, Randy '80 '81 '82 '83
Roetzel, Sean '92 '93
Rogers, Billy '47
Rogers, Freddy '82 '83
Rollins, Brandon '04 '05, '06 '07
Romeo, Eddie '54 '55 '56 '57
Romero, Tex '49 '50 '51
Roper, Scott '86 '87
Ross, Ed '36
Ross, Jack '70
Roth, Matt '03 '04
Rotton, Clifford '46 '47 '48
Rowland, Lynn '89 '90
Roy, Clinton '03 '04
Rucker, Brian '00 '01
Rudd, John '51
Ruebsam, Dave '69 '70 '71
Ruffin, Rodney '93 '94
Rufus, Ed '93 '94
Rump, Ken '95 '96 '97
Rumsey, Lance '88
Rusak, Dan '48
Rush, Charles '20
Russell, Kirk '87 '88
Russell, Robert '65
Ruyle, A.D. '48 '49 '50

S

Sackett, Jeff '69 '70 '71 '72
Sain, Tommy '67
Sample, Dan '41
Sample, Eddie '38 '39
Samples, Burt '99 '00 '01 '02
Sampson, Steve '86 '87
Sanders, Oliver '26 '27
Sanderson, Marvin '28 '29
Sandholzer, Gil '84
Sapp, Alan '70
Schaefer, John '70 '71 '72
Schenk, Dale '86 '87
Scherman, Jim '55 '56 '57
Schmidt, Lennie '54
Schuler, Will Allen '16 '17
Schwartz, Herb '21 '22
Scott, Bobby '49
Scott, Dwayne '87
Scott, Vernon '11 '13 '14 '15
Sears, Tom '92 '93
Seaton, Russell '97 '98 '99 '00
Sechrest, Ness '53
Settlemyre, Dell '41
Settlemyre, Paul '37 '38 '39 '40
Seymore, Jerrold '91 '92 '93
Shacey, Latham '37
Shannon, Charles '79 '80
Shannon, John '77 '78
Sharp, Carlos '88 '89 '90 '91
Sharp, Isom '98 '99 '00
Shatley, Andy '98 '99 '00
Shaw, Joe '47 '48 '49
Shearburn, V.V. '46 '47 '48
Sheard, Lonnell '82 '83 '84 '85
Shedd, Neal '45
Sheffield, Brian '06 '07
Shelby, Charles '31 '32 '33
Shell, Alex '90
Shelley, Elbert '83 '84 '85 '86
Sherer, Sanchez '00 '01
Sherrod, Neil '36
Shivers, John '99
Shoemake, Shawn '05 '06
Shoffner, Charles '22 '23
Shrable, Beau '02
Shrable, Brett '05 '06 '07
Shrable, Steve '77 '78 '79
Sifford, George '41
Sims, Jerome '82 '83 '84 '85

Simmons, James '70 '71 '72
Simmons, Kenny '90 '91 '92
Simons, Scot '96 '97
Singleton, Bryan '94 '95
Sink, Jason '96 '97
Sissell, George '16
Skillern, James '13 '14
Skora, Eugene '50 '51 '52 '53
Slaughter, Justin '05
Slaughter, Tab '01 '02 '03
Slayton, Joe '76 '77 '78 '79
Smelser, Greg '70 '71
Smiley, Tim '86 '87 '88
Smith, C.D. '39
Smith, Clyde '46 '47 '48
Smith, Danny '00 '01 '02
Smith, Darren '95
Smith, Frank '59 '60 '61
Smith, Jack '66 '67 '68 '69
Smith, Jamie '87 '88 '89
Smith, Joe '04 '05 '06 '07
Smith, John '35
Smith, Matt '95 '96 '97 '98
Smith, Richard '89 '90 '91 '92
Smith, Richard '61 '62
Smith, Rob '78
Smith, Ron '76 '77 '78 '79
Smith, Ryan '98 '99
Smith, Schuyler '46 '47
Smith, Stan '82
Smith, Steve '90 '91
Smith, Terry '73 '74 '75
Snellgrove, Frank '45
Snider, Butch '83 '84 '85
Snider, Marion '38
Snodgrass, Jack '60
Soest, George '82
Sommers, Billy '49 '50 '51 '52
Sommers, Ray '50 '51
Sorrel, Jack '23
Sowell, Jeff '97
Sowell, Michael '02 '03 '04
Spann, Bobby '52 '53 '54
Spears, Gene '76 '77 '78 '79
Speck, Leslie '31 '32 '33 '34
Speer, Robert '73 '74 '75 '76
Spensieri, Danny '51 '52 '53 '54
Spiers, Tommy '54 '55 '56
Spikes, Cloyd '28 '29
Spivey, Rick '80 '81 '82
Spurlock, Maybrine '45
Stadler, Louis '50 '51 '52 '53
Stadler, Mark '80 '81 '82
Stallings, Ray '57
Stancil, Hal '49
Stanford, Gary '85
Stanley, Bill '85 '86 '87 '88
Staples, Joey '92 '93
Steed, Billy '56 '57 '58
Steffens, Nick '06
Stegall, Gill '86 '81 '82
Stegall, Jerome '01 '02 '03 '04
Stephens, Del Ray '92 '93 '94
Sterling, Oscar '15 '16
Stevens, Chris '96 '97
Stevens, Ray '29
Steward, '22
Steward, Stephan '91
Stinnett, Steve '72 '73 '74 '75
Stokes, Sandy '71
Stolt, Allan '59 '50 '51
Stone, Todd '86 '87 '88 '89
Storey, O.H. '33 '34
Stotts, Lloyd '29
Stovall, Paul '53 '54
Strauss, Al '24
Stroud, Tom '49
Struble, Steve '67 '68
Stuart, Orlin '37 '38
Stubbs, '14
Stupek, Robert '54
Sugg, Jack '60 '61

ARKANSAS STATE FOOTBALL

All-Time Letterwinners

Sugg, Tommy '80
Suggs, Torrance '93 '94 '95 '96
Sullivan, Ian '96 '97
Sullivan, Murray '54
Summers, Dan '62 '63 '64 '65
Suskie, John '84 '85 '86
Swepston, John '31 '32 '33
Swopes, Kenny '92
Swinney, Clovis '67 '68 '69

T

Tankersley, Ollie '15 '16 '17 '19
Tarle, Jim '94 '95
Tate, Andre '85 '86 '87 '88
Tate, Eric '89 '90 '91 '92
Tate, Kelvin '95 '96 '97
Taula, Eti '00 '01
Taylor, Gilbert '22 '23
Taylor, Kennon '77 '78
Taylor, Matt '82 '83
Taylor, Matt '06 '07
Taylor, Melvin '80 '81
Teat, Ron '96 '97 '98 '99
Templeton, Bill '54 '55 '56
Templeton, Mike '81 '82 '83 '84
Terry, Charles '45
Thomas, Duane '80
Thomas, Haven '94
Thomas, Jack '55
Thomas, MaQuonzie '96 '97 '98 '99
Thomas, Maurice '95
Thomas, Quinton '03 '04 '05
Thomas, Richard '71 '72 '73
Thomas, Solomon, '98
Thomas, William '92
Thomasson, Greg '55 '56
Thompkins, Brandon '06 '07
Thompson, Burl '21 '24 '25 '26
Thompson, Edward '41
Thompson, Eugene '55 '57 '58 '59
Thompson, Horace '24
Thompson, Levi
Thorn, Doss '17 '20 '21
Thornton, Coburn '29 '30 '32 '33
Thrower, Vincent '05 '06 '07
Tierney, John '73 '74 '75 '76
Tilley, Willard '39 '40
Tillman, Leveren '80 '81
Tims, Enoch '76 '77 '78
Tiner, Al '80 '81
Tinsley, Austin '92 '93 '95 '97
Tirey, Tom '56
Todd, Courtney '01 '02 '03 '04
Tolbert, Derrick '91
Tolin, Steve '77
Tolleson, Shane '01 '02
Tomlinson, Bob '51

Toney, Darren '04 '05 '06 '07
Toney, Derrick '88 '89 '90 '91
Toney, Frank '71
Tookes, Steven '01 '02 '03 '04
Trail, Billy '58 '59
Traylor, Tim '79
Triesman, Ed '49 '50
Troutt, Ed '82 '83 '84
Turcotte, Eugene '21
Turley, Jim '53 '54 '55
Turner, Billy Joe '60 '61 '62
Turner, Brent '93 '94 '95 '96
Turner, Matt '96 '97
Turner, Will '11 '13
Tyre, Block '29 '30 '31 '32

U

Uhlmansiek, Tom '46
Underwood, Leon '46

V

Van Dolah, Evan '06 '07
Van Dyke, Russell '16 '17 '19
Vargas, David '02 '03
Vegas, Sam '03 '04
Venters, Casey '01 '03
Vicory, Henry '11
Vidal, Manuel '51 '52
Vincent, Gary '03 '04 '05 '06

W

Wade, Devrett '05 '06
Wagner, Rudy '50 '51 '52 '53
Wakwe, Stanley '07
Walden, Cruise, '07
Waldrop, James '86 '87
Waldrop, Bubba '68
Walesonia, Joe '68 '69 '70
Walker, Chuck '01 '02 '03 '04
Walker, Corey '94 '95 '96
Walker, Daylan '06 '07
Walker, Dennis '81 '82
Walker, Eddie '01 '02 '03 '04
Walker, Eric '89 '90
Walker, Jacques '97 '98 '99 '00
Walker, Tommy '80 '81 '82 '83
Wallace, Jeremy '06
Wallin, Harold '62 '63 '64 '65
Wallin, Horace '26
Walls, David '66 '67 '68 '69
Walls, Lloyd '74 '75 '76
Walls, Marshall '68 '69 '70 '71
Walters, Bill '48
Walton, Tony '86 '87 '88 '89
Ward, Hollis '27 '28 '29
Ward, Josh '03

Ware, Kraig '88 '89
Warren, Antonio '02 '03 '04 '05
Washington, J.J. '95 '96 '98 '99
Washington, Lester '74
Watkins, Clark '92 '93 '94 '95
Watkins, Jeremie '96 '97
Watkins, Wayne '21 '22
Watson, Adam '01
Watson, Bobby '75 '76
Watson, Charles '88 '89
Weaver, Carroll '29 '30
Weaver, Jimmy '78
Weaver, Keith '81 '82 '83 '84
Webb, Wesley '41
Weiner, Max '89
Weir, Sammy '60 '61 '62
Wells, Phillip '88 '89 '90 '91
Werner, David '62 '63 '64 '65
Wesley, Nyeem '03 '04
West, Terry '56 '57 '58
Westbrook, David '97
Westmoreland, Harold '55 '56
Wheatley, Don '46
Whisnant, Gary '62
Whitaker, Charley '14 '15 '17
White, Aaron '61 '62 '63 '64
White, Carlo '93 '94 '95
White, Paul '53 '54
White, Ruffin '13 '14
White, Troy '05
Whiteside, Boris '83 '84 '85 '86
Whiting, Terry '68 '69 '70 '71
Wicks, Jimmy '74 '75 '76 '77
Wideman, Lloyd '92, '93, '94, '95
Wilbanks, David '54 '55
Wiles, Rob '80 '81 '82 '83
Wilf, Lann '96 '97 '98
Wilhelm, Bennie '46 '47
Wilkerson, Cedric '06 '07
Wilkerson, Joe '39
Wilkins, Emil '50 '51 '52
Wilkinson, Bobby '46
Williams, Anthony '78 '79
Williams, Brandon '05 '06 '07
Williams, Clarence '95 '96 '97 '98
Williams, Cliff '80
Williams, Corey '00 '01 '02 '03
Williams, Country '87 '88 '89 '90
Williams, Dominique '05 '06 '07
Williams, Frank '14
Williams, Jimmy '76 '78
Williams, Joe '02
Williams, Josh '04 '06
Williams, Marcus '92
Williams, Marquette '07
Williams, Marquis '93
Williams, Opie '29

Williams, Ramon '04
Williams, Tim '93, '95 '96
Williams, Varko '91 '92 '93
Williams, Vern '55
Williams, Wesley '77 '78
Willis, Mark '82 '83 '84 '85
Willis, Oscar '84 '85
Wilson, Farrell '80 '82 '83 '84
Wilson, Freddy '92 '93
Wilson, George '88 '90
Wilson, Larry '53 '54
Wimberley, Jerry '37
Wineland, Keith '76 '77 '78 '79
Winford, Benny '64 '65 '66 '67
Winford, Bill '56 '57 '58
Winfrey, Stan '72 '73 '74
Winters, Hansel '29 '30 '31 '32
Wiseman, Jim '84 '85 '86 '87
Wiseman, Tom '73
Withers, Anthony '83 '84 '85 '86
Witt, Keith '14 '15 '16
Woit, Richie '50 '51 '52 '53
Wood, Gwin '66 '67
Wood, Jason '01 '02 '03 '04
Wood, Wendell '62 '64
Wood, William '36 '37
Woods, Joe '38 '39
Woods, Kevin '98 '99 '00
Woods, Rennell '94 '95 '96 '97
Woolford, Shep '50 '52
Wooten, William '98 '99
Worthen, Ron '66 '67
Wrenn, Oscar '31 '32
Wright, Dallen '76
Wright, Jack '97 '98 '99 '00
Wright, Larry '52 '53
Wright, Lee Charles '79 '80 '83
Wyke, Jesse '37
Wyke, Martin '37
Wyse, Johnny '80

Y

Yarbrough, Larry '70
Young, Bobby '78 '79
Young, David '66
Young, Harold '31 '32
Young, Jim '22 '23 '24 '25
Young, Les '77
Young, Mitchell '83 '84
Young, W.A. '66
Youngblood, Robert '59

Z

Zabrowski, Larry '57 '58 '59
Zachery, Lamont '96 '97 '98 '99
Zachry, Greg '84 '85 '87
Zolper, Dennis '66 '67 '68

ASU's Full-time Assistants (1955-Present)

Allen, Doug (1992-96)
Allen, Jody (1992-93)
Armstrong, Wayne (1963-67)
Behne, Tate (2002-07)
Block, King (1955-59)
Bobo, John (1992)
Burtnett, Leon (1999-2001)
Butler, Keith (1998)
Calcagni, Ron (1984-86)
Caldwell, Bill (1961)
Caldwell, Steve (1985-89)
Carr, Roger (1991)
Carter, Jeff (1999-2001)
Collins, Pat (1990)
Conway, Mike (2001)
Corless, Kevin (2002-present)
Creehan, Denny (1997)
Curtis, Jack (2002-present)
Daniels, Keith (1990-91)
Davidson, Bill (1965-69)

Davis, Phil (1983, 1987-91, 2001)
Denton, Bob (1959)
Duncan, Butch (1973)
Durham, Scott (1992-97)
Dykes, Parker (1973-79)
Ellender, Bennie (1962)
Fichtner, Randy (1997-2000)
Floyd, Don (1964)
Gibson, Bubba (1990-91)
Gilbert, Tony (2002-present)
Gore, Clinton (1971-73)
Gunn, David (2002-present)
Hagaman, Marvin (1968-70)
Hand, Mike (1990-96)
Harris, Maurice (2008-present)
Hawley, Eldon (1980-89)
Herzog, Ricky (1991-96)
Hiller, Darren (2002-present)
Hoggard, Don (1983-91)
Hossler, Palmer (1990-96)

Jackson, Jim (1959-61)
Johnson, Jesse (1959-61)
Jones, Joe (1968-70)
Jordan, Tom (1994-96)
Keane, Tim (1973-89)
Lacewell, Larry (1960-61)
Larche, Harry (1952)
Malham, Mike (1971-84)
Marshall, Jim (2001)
Massey, Pat (1979-82)
McCarty, Mike (2004-07)
McGinnis, Pete (1992-95)
Mitchell, David (1975-91)
Morgan, Karl (1997-2000)
Parker, Duyane (1955-56)
Patterson, Darrell (2001)
Peoples, Kevin (2002-present)
Petri, Rick (1980-88)
Porter, Larry (1999-2001)
Richards, Jeff (1991-96)

Rothenbuhler, Troy (1997-2001)
Ruse, Doug (2002-present)
Saunders, David (1996-97)
Skene, Scott (1993-95)
Smith, Corby (2001)
Smith, George (1979-82)
Stephens, Ken (1960)
Studrawa, Greg (1998-2000)
Siskey, Tyler (2008-present)
Templeton, Bill (1965-79)
Tomlin, Mike (1997-98)
Tuberville, Tommy (1983-84)
Waite, Wilson (1967)
Weir, Sammy (1971-72)
Wilson, Barry (1997-2000)
Wilson, Paul (1996)
Winston, Dennis (1990-91)
Withrow, Gary (1973-89)
Wright, Dante (2002-03)
Yanowsky, Don (1997-2000)

ARKANSAS STATE FOOTBALL

Year-by-Year Results

1911—Won 1, Lost 1 Coach—F.T. Parks 6 Paragould H.S. 11 6 Paragould H.S. 0	0 Little Rock College 38 0 Memphis State 68 0 S.E. Missouri 51	6 Arkansas A&M 22 13 Southern State 7	1941—Won 0, Lost 7 Coach—Bill Adams 0 S.E. Missouri 44 0 Missouri Mines 46 0 Sunflower JC 68 0 Southern Illinois 27 0 Austin Peay 34 0 Union University 70 0 Southern State 19	68 at Southern Illinois 0 Refrigerator Bowl 46 Camp Breckinridge 12 Tangerine Bowl 20 Stetson Univ. 35
1912—Won 3, Lost 1 Coach—F.T. Parks 6 Memphis CBC 20 7 Paragould H.S. 0 6 Corning H.S. 0 20 Paragould H.S. 0	1923—Won 0, Lost 6, Tied 1 Coach—T.E. Dandeleit 0 Alumni 0 0 Arkansas College 46 0 S.E. Missouri 6 0 Ark. Teachers 40 0 Memphis State 6 0 St. Louis Univ. 39 0 Arkansas A&M 27	1932—Won 3, Lost 4 Coach—Jack Dale 60 N.W. Miss. JC 0 0 Hendrix 26 26 Ark. Teachers 0 0 Southern State 15 12 Memphis State 6 0 Arkansas A&M 13 0 Ouachita 13	1942—No Team 1943—No Team 1944—No Team	1952—Won 8, Lost 3 Coach—Forrest England 39 at Memphis Navy 0 47 Northern Ohio 0 48 Ellington AFB 0 14 at Mississippi State 41 28 at Florence State 7 13 Tennessee Tech 21 42 Lewis College 0 34 at Southern State 0 26 at Pittsburg State 7 41 Emporia State 7 Refrigerator Bowl 19 Western Kentucky 34
1913—Won 3, Lost 1, Tied 1 Coach—Clint Young 69 Arkansas College 0 0 Memphis CBC 0 0 Hendrix 30 21 Memphis U. School 0 67 Memphis All-Stars 0	1924—Won 4, Lost 4 Coach—Bill Stanley 24 Alumni 0 12 Mayfield College 0 7 Ole Miss 10 0 Ark. Teachers 14 33 Southern State 0 19 Arkansas A&M 12 0 Arkansas College 7 0 S.E. Missouri 13	1933—Won 2, Lost 4, Tied 2 Coach—E.T. Renfro 0 Hendrix 0 13 Ark. Teachers 6 0 Tennessee Tech 12 12 Southern State 13 0 Arkansas A&M 14 6 Ouachita 34 0 Memphis State 0 3 Arkansas College 0	1945—Won 2, Lost 4, Tied 1 Coach—J.A. Tomlinson 0 Southern Illinois 6 6 Southern Illinois 6 18 Ark. Teachers 0 0 Miss. State B 43 0 Henderson 13 21 Ark. Teachers 0 6 Illinois Wesleyan 27	1953—Won 8, Lost 0, Tied 2 Coach—Forrest England 19 Abilene Christian 7 38 at Emporia State 19 13 Florence State 13 13 SW Louisiana 12 34 at Lewis College 0 49 Southern State 0 20 at Memphis State 0 14 at Tennessee Tech 7 32 Nebraska Teachers 0 Tangerine Bowl 7 East Texas State 7
1914—Won 4, Lost 3 Coach—E.W. Brannon 0 Ole Miss 20 0 Hendrix 48 6 Arkansas College 0 7 Henderson-Brown 0 48 Memphis CBC 0 6 Southwestern 20 18 Memphis State 6	1925—Won 4, Lost 3, Tied 1 Coach—Herbert Schwartz 0 Ole Miss 53 19 Memphis State 0 6 Southwestern 13 0 Hendrix 46 27 Southern State 0 12 Ark. Teachers 6 1 Ark-Monticello (forfeit) 0 0 Arkansas College 0	1934—Won 2, Lost 5, Tied 1 Coach—Tommie Mills 0 Tennessee Tech 6 0 Memphis State 18 0 Hendrix 0 0 Ark. Teachers 25 0 Little Rock JC 0 19 Arkansas A&M 0 6 Southern State 19 0 Arkansas College 12	1946—Won 4, Lost 3, Tied 3 Coach—Forrest England 0 S.E. Missouri 8 0 Xavier (O.) 26 2 Bradley University 26 13 Arkansas A&M 13 0 Henderson 0 6 Evansville 6 14 Southern Illinois 12 20 Illinois Wesleyan 0 1 Centre College 0 30 Ark. Teachers 12	1954—Won 1, Lost 8 Coach—Glen Harneson 25 Lewis College 7 13 at Mississippi State 46 7 at Florence State 26 2 at SW Louisiana 32 0 SE Louisiana 51 7 at Memphis State 26 20 Austin College 61 0 Tennessee Tech 47 0 Abilene Christian 53
1915—Won 4, Lost 1, Tied 1 Coach—E.W. Brannon 10 Ole Miss 0 41 Memphis State 0 26 +P'gould Bus. College 0 0 Henderson-Brown 0 7 Ouachita 13 16 Southern Illinois 0 +Called at end 1st qtr.	1926—Won 4, Lost 3, Tied 1 Coach—Herbert Schwartz 0 Ole Miss 28 7 Memphis State 0 0 Southern State 20 0 Southern Illinois 10 13 Lambuth College 0 0 Ark. Teachers 0 26 Arkansas A&M 6 14 Arkansas College 7	1935—Won 2, Lost 7 Coach—Tommie Mills 0 Southwestern 38 7 Southern Illinois 0 18 Memphis State 0 0 Univ. Tenn. JC 25 0 Hendrix 27 7 St. Louis Univ. 46 0 Arkansas A&M 28 0 Ark. Teachers 27 6 Southern State 7	1947—Won 4, Lost 2, Tied 3 Coach—Forrest England 25 S.E. Missouri 0 14 Western Kentucky 14 28 Arkansas A&M 0 14 Washington (Mo.) 40 7 Southern Illinois 12 7 Pensacola Navy 6 19 Memphis State 19 45 Centre College 0 0 Ark. Teachers 0	1955—Won 6, Lost 3 Coach—Gene Harlow 41 Lewis College 6 7 Florence State 12 6 Murray State 13 21 at SE Louisiana 12 21 at Memphis State 20 40 at Austin College 19 27 at Tennessee Tech 20 6 at Austin Peay 19 33 Arkansas Tech 6
1916—Won 4, Lost 3 Coach—E.W. Brannon 0 Ole Miss 20 19 Union University 0 13 S.E. Missouri 0 0 Ark. Teachers 19 6 Arkansas College 0 7 Ouachita 12 27 Memphis State 0	1927—Won 4, Lost 3 Coach—Herbert Schwartz 6 Union University 14 0 Ouachita 26 14 Southern Illinois 0 0 Southern State 13 9 Memphis State 6 13 Mayfield College 7 19 Arkansas A&M 0	1936—Won 3, Lost 5 Coach—Leslie Speck 0 Southwestern 44 7 Southern Illinois 3 6 Delta State 53 7 Univ. Tenn. JC 34 7 Hendrix 28 7 Arkansas A&M 6 13 Southern State 6 7 Ark. Teachers 14	1948—Won 4, Lost 4, Tied 1 Coach—Forrest England 12 Mississippi College 0 13 Western Kentucky 12 13 Delta State 13 34 Henderson 14 6 Kansas State U. 37 7 Middle Tennessee 14 27 Southern Illinois 21 6 Northwest Louisiana 41 13 Memphis State 34	1956—Won 5, Lost 4 Coach—Gene Harlow 56 Concordia (Neb.) 0 39 at Florence State 13 21 Louisiana Tech 13 9 at Mississippi State 19 28 at Murray State 27 0 at Memphis State 34 6 Tennessee Tech 26 27 Austin Peay 13 7 at Arkansas Tech 25
1917—Won 4, Lost 2, Tied 1 Coach—E.W. Brannon 0 Ole Miss 0 18 Union University 0 19 Memphis State 0 0 S.E. Missouri 14 101 Ark. Teachers 0 0 Ouachita 40 20 Arkansas College 0	1928—Won 3, Lost 3, Tied 1 Coach—Herbert Schwartz 59 Mtn. Home College 0 20 Lambuth College 6 0 Southern State 22 14 Memphis State 19 6 Arkansas College 6 0 S.E. Missouri 12 6 Little Rock College 0	1937—Won 1, Lost 5 Coach—Leslie Speck 0 Southwestern 67 0 Delta State 28 16 Univ. Tenn. JC 7 0 Hendrix 51 0 Ark. Teachers 95 0 Arkansas A&M 19	1949—Won 5, Lost 4 Coach—Forrest England 7 Mississippi College 18 14 Memphis Navy 20 14 Ouachita 0 14 Middle Tennessee 25 7 Delta State 6 28 Henderson 6 7 Memphis State 61 7 Missouri Valley 6 13 Union University 7	1957—Won 4, Lost 5 Coach—Gene Harlow 13 at Southern Illinois 6 15 Florence State 13 13 at Mississippi State 47 32 S.E. Oklahoma 7 19 at Louisiana Tech 25 27 Murray State 20 0 at Memphis State 34 6 at Tennessee Tech 7 13 Arkansas Tech 21
1918—No Team	1929—Won 2, Lost 5 Coach—Herbert Schwartz 22 Lambuth 0 12 Caruthersville JC 13 0 Southern Arkansas 39 0 Memphis State 6 14 Mayfield College 0 0 S.E. Missouri 25 13 Arkansas College 54	1938—Won 3, Lost 3 Coach—Leslie Speck 2 Memphis State 38 7 Univ. Tenn. JC 6 0 Southern Illinois 6 0 Hendrix 6 27 Arkansas A&M 6 18 Arkansas A&M 6	1950—Won 6, Lost 3 Coach—Forrest England 0 at Mississippi State 67 20 at Ouachita 0 6 Delta State 19 27 Florence State 0 46 Southern Illinois 0 21 at Missouri Valley 20 7 at Memphis State 60 27 Henderson 13 46 at Union University 0	1958—Won 4, Lost 5 Coach—Hugh Taylor 7 Louisiana Tech 14 0 at Florence State 19 14 Univ. of Tampa 20 0 at Mississippi State 38 16 Austin Peay 0 20 at Murray State 14 48 Southern State 13 7 at Univ. of Florida 51 50 at Arkansas Tech 7
1919—Won 2, Lost 5 Coach—Foy Hammons 6 Memphis State 0 0 Ark. Teachers 8 14 Ouachita 13 7 Camp Pike 16 0 Ole Miss 32 0 Union University 13 0 Arkansas Tech 19	1930—Won 1, Lost 4, Tied 3 Coach—Bill Adams 0 Caruthersville JC 0 0 Hendrix-Henderson 19 7 Univ. Tenn. JC 7 0 Ark. Teachers 6 13 Memphis State 6 0 Arkansas A&M 0 0 Southern State 19 0 Arkansas College 27	1939—Won 4, Lost 3 Coach—Bill Adams 13 N.W. Miss. JC 0 7 Memphis State 6 6 Missouri Mines 39 7 Southern Illinois 0 0 Hendrix 20 6 Union University 20 26 Univ. Tenn. JC 13	1951—Won 10, Lost 2 Coach—Forrest England 34 Memphis Navy 0 0 at Mississippi State 32 46 at Arkansas Tech 6 43 at Delta State 7 35 Florence State 13 39 at Troy State 0 53 Corry Field (at Blytheville) 0 35 Pittsburg State 0 37 at Henderson State 0	
1920—Won 3, Lost 3 Coach—Foy Hammons 0 Ole Miss 33 13 Memphis State 0 12 Arkansas College 19 0 Ouachita College 27 13 Union University 6 18 Camp Pike 12	1931—Won 6, Lost 2 Coach—Jack Dale 6 Alumni 0 34 Bethel Col. (Tenn.) 0 13 Bethel Col. (Ky.) 0 6 Univ. Tenn. JC 0 6 Ark. Teachers 18 14 Memphis State 6	1940—Won 1, Lost 4, Tied 2 Coach—Bill Adams 6 N.W. Miss. JC 6 12 Missouri Mines 44 0 Sunflower JC 7 0 Southern Illinois 7 13 Austin Peay 0 0 Union University 20 7 Univ. Tenn. JC 14		
1921—Won 3, Lost 2, Tied 1 Coach—Foy Hammons 14 Arkansas College 7 0 Little Rock College 13 7 Bethel College 0 7 Ark. Teachers 13 19 Memphis State 0 0 S.E. Missouri 0	1922—Won 0, Lost 7 Coach—T.E. Dandeleit 0 Arkansas College 51 0 Ark. Teachers 82 0 Arkansas Tech 69 0 Arkansas A&M 42			

ARKANSAS STATE FOOTBALL

Year-by-Year Results

1959—Won 3, Lost 6

Coach—Hugh Taylor

15	NE Louisiana	0
0	at Louisiana Tech	35
14	Florence State	16
14	at Mississippi State	49
19	Western Illinois	22
36	Murray State	18
13	at Univ. of Tampa	14
6	at Tennessee Tech	54
54	Central Missouri	6

1960—Won 4, Lost 5

Coach—King Block

7	at NE Louisiana	13
7	Louisiana Tech	3
19	at Florence State	0
9	at Mississippi State	29
6	at Montana State	27
27	at Murray State	14
14	Mississippi Southern	13
6	Tennessee Tech	17
21	The Citadel	22

1961—Won 3, Lost 6

Coach—King Block

21	at U. of S. Dakota	9
8	at Louisiana Tech	47
14	Florence State	6
6	Montana State	9
0	at Mississippi State	38
0	at Miss. Southern	20
22	Murray State	14
7	Wisconsin State	8
6	at The Citadel	28

1962—Won 6, Lost 3

Coach—King Block

9	at S. Dakota State	7
23	at Florence State	14
34	St. Mary (Kan.)	14
20	Mississippi College	0
14	The Citadel	7
9	at Murray State	14
7	Mississippi Southern	20
12	at Tennessee Tech	20
18	U. of S. Dakota	0

1963—Won 2, Lost 6

Coach—Bennie Ellender

0	Tennessee Tech	42
14	Florence State	12
68	St. Mary (Kan.)	7
9	at The Citadel	10
0	at Miss. Southern	25
33	Murray State	34
21	at Delta State	27
14	S. Dakota State	17

1964—Won 7, Lost 0, Tied 2

Coach—Bennie Ellender

27	Tennessee Tech	0
10	at Florence State	7
17	at Stephen F. Austin	6
7	at Arlington State+	7
35	Trinity University+	13
21	at Abilene Christian+	7
17	at Murray State	8
7	Delta State	6
7	Lamar Tech+	7

1965—Won 6, Lost 3

Coach—Bennie Ellender

12	at Tennessee Tech	7
33	Florence State	12
3	Stephen F. Austin	7
7	at Lamar Tech+	20
14	at The Citadel	0
35	Abilene Christian+	13
27	Murray State	13
12	Arlington State+	27
14	at Trinity University+	15

1966—Won 7, Lost 2

Coach—Bennie Ellender

49	Tennessee Tech	13
27	at Florence State	7
26	Louisiana Tech	13
44	at Murray State	0
33	at Abilene Christian+	22
0	Lamar Tech+	17
17	at SW Louisiana	14
6	at Arlington State+	16
20	Trinity University+	7

1967—Won 4, Lost 5

Coach—Bennie Ellender

21	Western Michigan	8
15	at Tennessee Tech	7
7	The Citadel (at LR)	20
3	at Louisiana Tech	6
22	Abilene Christian+	14
23	at Lamar Tech+	28
6	SW Louisiana	7
14	Texas-Arlington+	16
13	at Trinity University+	10

1968—Won 7, Lost 3, Tied 1

Coach—Bennie Ellender

0	at Western Michigan	20
46	at Drake University	14
26	Eastern Michigan	7
15	Tennessee Tech	12
17	SE Louisiana	7
31	Trinity University (at LR)+	14
17	at Abilene Christian+	17
48	Lamar Tech+	17
9	at SW Louisiana	20
22	at Texas-Arlington+	21

Pecan Bowl (ABC-TV)

14	N. Dakota State	23
----	-----------------	----

1969—Won 8, Lost 1, Tied 1

Coach—Bennie Ellender

53	E. New Mexico	20
10	at The Citadel	14
29	at Tennessee Tech	22
26	SW Louisiana (at LR)	0
34	Abilene Christian+	22
20	at Lamar Tech+	0
21	Drake University	21
13	Texas-Arlington+	3
27	at Trinity University+	17

Pecan Bowl (ABC-TV)

29	Drake University	21
----	------------------	----

1970—Won 11, Lost 0

Coach—Bennie Ellender

53	at Wichita State	14
12	at SE Louisiana	3
24	The Citadel (at LR)	7
21	Trinity University+	14
38	Louisiana Tech	17
28	at Abilene Christian+	23
69	Lamar University+	7
23	North Dakota Univ.	18
27	at Texas-Arlington+	7
27	Southern Illinois	3

Pecan Bowl (ABC-TV)

38	Central Missouri	21
----	------------------	----

1971—Won 4, Lost 4, Tied 1

Coach—Bill Davidson

16	at Wichita State	14
20	NE Louisiana	6
14	at Southern Illinois	21
27	Louisiana Tech+	28
35	Abilene Christian (at LR)+	9
10	SW Louisiana+	10
28	Texas-Arlington+	7
11	at Trinity University	28
13	at Lamar University+	24

1972—Won 3, Lost 8

Coach—Bill Davidson

17	McNeese State+	27
39	at E. New Mexico	7
0	Wichita State	6
0	at SW Louisiana+	18
3	at Tenn-Chattanooga	21
17	Louisiana Tech (at LR)+	38
0	at Abilene Christian+	3
24	Lamar+	26
14	at NE Louisiana	13
22	Trinity University	32
6	at Texas-Arlington+	7

1973—Won 7, Lost 3

Coach—Bill Davidson

56	Abilene Christian	46
27	SW Louisiana+	13
12	at Wichita State	14
9	Indiana State	3
7	at Louisiana Tech+	23
37	Xavier (at LR)	0

7	at Lamar+	10
38	Illinois State	20
30	Texas-Arlington+	14
26	at McNeese State+	23

1974—Won 7, Lost 3

Coach—Bill Davidson

7	Louisiana Tech+	20
14	Eastern Michigan	7
38	at Illinois State	0
6	Lamar+	10
41	at Southern Illinois	16
17	NE Louisiana	14
0	at Bowling Green	17
42	at Texas-Arlington+	12
22	McNeese State+	20
28	at SW Louisiana+	6

DIVISION I

1975—Won 11, Lost 0

Coach—Bill Davidson

42	NW Louisiana	0
23	Idaho	6
24	at McNeese State+	7
29	at Memphis State	10
39	SW Louisiana	17
14	at Cincinnati	9
17	at Lamar+	0
38	Tenn-Chattanooga	0
35	Southern Illinois (at LR)	12
54	Texas-Arlington+	7
30	at Louisiana Tech+	13

1976—Won 5, Lost 6

Coach—Bill Davidson

31	NE Louisiana	13
14	at San Diego State	24
21	at Indiana State	31
13	Louisiana Tech+	27
44	NW Louisiana	24
30	at Eastern Michigan	32
41	at Southern Illinois	10
21	McNeese State+	24
31	Lamar+	0
14	at SW Louisiana+	23
14	at Texas Arlington+	13

1977—Won 7, Lost 4

Coach—Bill Davidson

31	at Drake	29
7	at NW Louisiana	30
21	Southern Illinois	6
18	East Texas State	17
10	at Lamar+	6
7	Louisiana Tech+	20
14	at McNeese State+	17
31	at NE Louisiana	20
17	SW Louisiana+	15
14	Texas-Arlington+	44
14	at Southern Mississippi	10

1978—Won 7, Lost 4

Coach—Bill Davidson

20	at Tulsa	21
6	Southern Miss. (at LR)	21
13	at NE Louisiana	21
10	Drake	0
23	NW Louisiana	14
26	at Southern Illinois	24
6	McNeese State+	3
27	at Texas-Arlington+	7
16	at SW Louisiana+	6
10	at Louisiana Tech+	24
6	Lamar+	3

DIVISION I-A

1979—Won 4, Lost 7

Coach—Larry Lacewell

24	East Texas State	14
17	at NE Louisiana	18
24	Southern Illinois	16
9	SW Louisiana (ABC-TV)+	13
24	at Richmond	3
14	at Louisiana Tech+	7
7	at McNeese State+	10
18	Lamar+	20
10	Texas-Arlington+	56
14	at Wyoming	17
6	at Southern Mississippi	14

1980—Won 2, Lost 9

Coach—Larry Lacewell

29	Tennessee-Martin	9
12	NE Louisiana	35
7	at Kansas State	31
3	at Memphis State	24
0	at SW Louisiana+	3
0	at Southern Mississippi	35
28	McNeese State+	36
0	Louisiana Tech+	28
22	at Lamar+	23
14	at Texas-Arlington+	36
14	Austin Peay State	9

1981—Won 6, Lost 5

Coach—Larry Lacewell

35	at NE Louisiana	13
20	Richmond	24
26	at Central Michigan	23
16	at Kansas (ABC-TV)	17
14	SW Louisiana+	3
2	Tennessee-Chattanooga	3
7	at McNeese State+	21
10	at Texas-Arlington+	7
16	Lamar+	9
0	at Louisiana Tech+	32
31	Tulsa	7

DIVISION I-AA

1982—Won 5, Lost 6

Coach—Larry Lacewell

10	at Mississippi State	31
13	Tenn-Chattanooga	12
35	at Southern Illinois	30
7	at Alabama	34
20	at SW Louisiana	13
21	NE Louisiana+	31
10	McNeese State+	21
14	Louisiana Tech+	24
20	at Lamar+	19
20	Texas-Arlington+	17
0	at Memphis State	12

1983—Won 5, Lost 5, Tied 1

Coach—Larry Lacewell

31	Tennessee-Martin	0
27	at Tenn-Chattanooga	14
0	at Texas A&M	38
7	at NE Louisiana (WTBS)+	45
28	Southern Illinois	35
0	North Texas State (at LR)+	7
21	Louisiana Tech+	17
24	at McNeese State+	14
19	Texas-Arlington+	28
24	at Lamar+	14
14	at Memphis State	14

1984—Won 8, Lost 4, Tied 1

Coach—Larry Lacewell

2	at Memphis State	17
16	at Tenn-Chattanooga	0
72	Tennessee-Martin	14
19	at Southern Illinois	0
21	at Texas A&M	22
14	North Texas State+	9
10	at Louisiana Tech+	20
16	McNeese State+	16
51	at Texas-Arlington+	21
37	Lamar+	13
38	NE Louisiana+	14

I-AA Playoffs

37	Tenn-Chattanooga	10
14	at Montana State	31

1985—Won 9, Lost 4

Coach—Larry Lacewell

12	at NW Louisiana	10
14	at Mississippi State	22
41	Mississippi College	13
16	at Mississippi	18
13	at McNeese State+	15
56	North Texas State+	0
31	Louisiana Tech+	13
13	Texas-Arlington+	12
41	Southern Illinois	12
21	at Lamar+	0
31	at NE Louisiana+	23

I-AA Playoffs

10	Grambling	7
23	at Nevada-Reno	24

1986—Won 12, Lost 2, Tied 1

Coach—Larry Lacewell

22	Southern Illinois	7
21	NW Louisiana	0
30	at Memphis State	10
10	at Ole Miss	10
44	East Texas State	0
9	at Mississippi State	24
20	at Louisiana Tech+	17
23	McNeese State+	14
43	at North Texas State+	21
56	Lamar+	7
26	NE Louisiana+	21

I-AA Playoffs

48	Sam Houston State	7
55	at Delaware	14
24	Eastern Kentucky	10
21	Georgia Southern* (ESPN)	48
*at Tacoma, Washington		
+Southland Conference games		

ARKANSAS STATE FOOTBALL

Year-by-Year Results

20 Troy State 17
13 SW Louisiana 17
ASU played as Independent

DIVISION I-A

1992—Won 2, Lost 9
Coach—Ray Perkins
0 at Toledo 49
0 at Oklahoma 61
0 Northern Illinois 31
42 Southern Illinois 38
18 NW Louisiana 24
7 Troy State 41
7 at Memphis State 37
6 at Mississippi State 56
0 at Louisiana Tech 23
18 at East Carolina 35
20 at SW Louisiana* 7
*called in 4th because of lightning
ASU played as Independent

1993—Won 2, Lost 8, Tied 1
Coach—John Bobo
6 at Florida 44
19 New Mexico State+ 22
7 at Northern Illinois+ 23
27 Southern Illinois 6
3 at Louisiana Tech+ 17
3 at Memphis State 45
3 Southwestern Louisiana+ 19
15 at Mississippi State 12
10 Northeast Louisiana 45
6 at Pacific+ 20
23 Nevada+ 21
+Big West Conference games

1994—Won 1, Lost 10
Coach—John Bobo
7 at Virginia Tech 34
0 at Nevada+ 18
41 Southern Illinois 14
17 at New Mexico State+ 24
3 at Mississippi State 49
0 at Southwestern Louisiana+ 26
6 at Memphis 53
16 Pacific+ 30
16 Northern Illinois+ 38
3 at Colorado State 48
14 Louisiana Tech+ 20
+Big West Conference games

1995—Won 6, Lost 5
Coach—John Bobo
21 Utah State+ 17
23 at Nevada-Las Vegas+ 28
14 Southern Illinois 9
25 at Louisiana Tech+ 28
7 at Minnesota 55
9 Southwestern Louisiana+ 33
25 at Texas Tech 63
37 Jacksonville State 6
21 San Jose State+ 7
28 at Northern Illinois+ 21
55 Mississippi Valley State 3
+Big West Conference games

1996—Won 4, Lost 7
Coach—John Bobo
9 at Brigham Young 58
24 Austin Peay State 0
17 at Alabama-Birmingham 42
30 Northern Illinois 31
17 Central Arkansas 7
31 at Southwestern Louisiana 42
38 Southeast Missouri State 9
21 at Mississippi 38
16 at East Carolina 34
55 Louisiana Tech 38
14 at Nevada 66
ASU played as Independent

1997—Won 2, Lost 9
Coach—Joe Hollis
7 at Georgia 38
36 Central Arkansas 35
24 Southern Utah 34
0 at Virginia Tech 50
38 Southwestern Louisiana 41
9 at Memphis 38
14 at Louisiana Tech 42
20 at New Mexico State 34
10 at Miami (Fla.) 42
35 Southwest Missouri State 27
7 Alabama-Birmingham 13
ASU played as Independent

1998—Won 4, Lost 8
Coach—Joe Hollis
14 at Minnesota 17
6 at Louisiana State 42
28 Southwest Missouri State 24
20 at Hawaii 0
34 New Mexico State (OT) 31
14 Idaho 52
19 at Southwestern Louisiana 21
17 at Mississippi 30
19 at Memphis 35
21 Louisiana Tech 69
17 Northeast Louisiana 13
7 Cincinnati 51
ASU played as Independent

1999—Won 4, Lost 7
Coach—Joe Hollis
3 at Illinois 41
14 at Mississippi 38
26 at Memphis 31
21 TCU 24
45 Sam Houston State 20
14 at Utah State+ 20
24 Idaho (OT)+ 30
14 at North Texas+ 10
31 Louisiana-Lafayette+ # 27
10 at Boise State+ 63
44 Nevada 28
+Big West Conference games
Designated as Big West game

2000—Won 1, Lost 10
Coach—Joe Hollis
31 at North Carolina St. (2OT) 38
7 at Oklahoma 45
17 Memphis 19
3 at TCU 52
27 Richmond 30
10 at Mississippi 35
25 at Idaho+ 42
29 New Mexico State (OT)+ 35
31 at Utah State+ 44
14 Boise State+ 42
53 North Texas+ 28
+Big West Conference games

2001—Won 2, Lost 9
Coach—Joe Hollis
17 at Georgia 45
3 at Baylor 24
28 Jacksonville State 31
17 Mississippi 35
26 Louisiana-Lafayette+ 20
0 at North Texas+ 45
34 Idaho+ 31
6 at Middle Tennessee+ 54
17 at New Mexico State+ 28
7 Louisiana-Monroe+ 16
22 Nicholls State 28
+Sun Belt Conference games

2002—Won 6, Lost 7
Coach—Steve Roberts
7 at Virginia Tech* 63
14 San Jose State (LR) 33
21 Tulsa 19
7 at Illinois 59
33 at Louisiana-Monroe+ 21
30 Tennessee-Martin 10
13 Middle Tennessee 7
17 at Mississippi (No. 25) 52
10 North Texas+ 13
21 New Mexico State+ 26
38 Southern Utah 16
10 at Louisiana-Lafayette+ 13
38 at Idaho+ 29
*Hispanic College Fund Classic
+Sun Belt Conference games

2003—Won 5, Lost 7
Coach—Steve Roberts
11 at Texas A&M 26
63 Tennessee-Martin 6
21 Southeast Missouri State 3
7 at Tulsa# 54
16 at Memphis 38
44 Louisiana-Monroe (LR)+ 41
0 at Mississippi 55
0 at Utah State+ 49
28 at New Mexico State+ 24
24 Idaho+ 23
14 at North Texas+ 58
14 Middle Tennessee+ 24
Designated Sun Belt game
+ Sun Belt Conference games

2004—Won 3, Lost 8
Coach—Steve Roberts
20 at Missouri (No. 17) 52
3 at LSU (No. 4) 53
35 Memphis (No. 25) 47
28 at Louisiana-Monroe+ 21
21 at Mississippi 28
17 at Middle Tennessee+ 45
13 Troy+ 9
24 at Louisiana-Lafayette+ 27
31 at Idaho+ 45
16 Utah State+ 7
7 North Texas+ 31
+ Sun Belt Conference games

2005—Won 6, Lost 6
Coach—Steve Roberts
17 vs. Missouri! 44
56 Tennessee-Martin 7
10 at Oklahoma State 20
66 Florida International+ 24
27 at Louisiana-Monroe+ 31
39 Louisiana-Lafayette+ 36
3 Florida Atlantic (OT)+ 0
7 at Middle Tennessee+ 45
9 Troy+ 3
10 at Army 38
31 at North Texas+ 24
19 vs. Southern Mississippi# 31
! - played at Arrowhead Stadium
+ - Sun Belt Conference games
- New Orleans Bowl

2006—Won 6, Lost 6
Coach—Steve Roberts
14 Army 6
35 Oklahoma State! 7
9 at SMU 55
31 at Florida International* 6
10 Louisiana-Monroe* 6
26 at Memphis 23
29 North Texas* (HC) 10
0 at Florida Atlantic* 29
0 at Auburn 27
10 Middle Tennessee* 38
33 at Troy* 26
13 at Louisiana-Lafayette 28
!played at War Memorial Stadium
*Sun Belt Conference game

2007—Won 5, Lost 7
Coach—Steve Roberts
13 at Texas 21
45 SMU 28
27 at Tennessee 48
35 Memphis 31
13 at Louisiana-Monroe* 30
52 Louisiana-Lafayette* 21
7 at Middle Tennessee* 24
0 Troy* 27
27 Florida International* 24
31 at Florida Atlantic* 34
31 North Texas* 27
10 at Southern Miss 16
*Sun Belt Conference game

ASU Season-by-Season

Year	W	L	T	Pts.	Opp.
1911	1	1	0	12	11
1912	3	1	0	39	20
1913	3	1	1	157	30
1914	4	3	0	85	94
1915	4	1	1	100	13
1916	4	3	0	72	51
1917	4	2	1	158	54
1918				No Team	
1919	2	5	0	27	101
1920	3	3	0	56	97
1921	3	2	1	47	33
1922	0	7	0	0	401
1923	0	6	1	0	164
1924	4	4	0	95	56
1925	4	3	1	65	118
1926	4	3	1	60	71
1927	4	3	0	61	66
1928	3	3	1	105	65
1929	2	5	0	61	137
1930	1	4	3	20	84
1931	6	2	0	98	53
1932	3	4	0	98	73
1933	2	4	2	34	79
1934	2	5	1	31	80
1935	2	7	0	38	198
1936	3	5	0	54	188
1937	1	5	0	16	267
1938	3	3	0	54	68
1939	4	3	0	65	98
1940	1	4	2	45	98
1941	0	7	0	0	308
1942				No Team	
1943				No Team	
1944				No Team	
1945	2	4	1	51	95
1946	4	3	3	99	103
1947	4	2	3	159	91
1948	4	4	1	131	186
1949	5	4	0	111	149
1950	6	3	0	200	179
1951	10	2	0	456	98
1952	8	3	0	351	117
1953	8	0	2	239	65
1954	1	8	0	74	349
1955	6	3	0	202	127
1956	5	4	0	193	170
1957	4	5	0	138	180
1958	4	5	0	162	176
1959	3	6	0	171	214
1960	4	5	0	116	138
1961	3	6	0	84	179
1962	6	3	0	146	96
1963	2	6	0	159	174
1964	7	0	2	148	61
1965	6	3	0	157	107
1966	7	2	0	222	109
1967	4	5	0	126	116
1968	7	3	1	245	172
1969	8	1	1	262	140
1970	11	0	0	360	134
1971	4	4	1	174	147
1972	3	8	0	163	198
1973	7	3	0	249	166
1974	7	3	0	215	122
1975	11	0	0	355	81
1976	5	6	0	274	221
1977	7	4	0	184	214
1978	7	4	0	163	144
1979	4	7	0	167	188
1980	2	9	0	129	269
1981	6	5	0	177	159
1982	5	6	0	170	244
1983	5	5	1	195	226
1984	8	4	1	347	187
1985	9	4	0	322	169
1986	12	2	1	452	210
1987	8	4	1	395	277
1988	5	6	0	261	245
1989	5	6	0	261	265
1990	3	7	1	200	313
1991	1	10	0	189	361
1992	2	9	0	118	402
1993	2	8	1	122	274
1994	1	10	0	123	316
1995	6	5	0	265	270
1996	4	7	0	272	365
1997	2	9	0	201	394
1998	4	8	0	216	385
1999	4	7	0	246	332
2000	1	10	0	247	410
2001	2	9	0	177	357
2002	6	7	0	259	361
2003	5	7	0	242	401
2004	3	8	0	215	365
2005	6	6	0	294	303
2006	6	6	0	182	289
2007	5	7	0	291	331
Totals	402	430	37		

ARKANSAS STATE FOOTBALL

All-Time Conference Standings

SUN BELT CONFERENCE (2001-present)

2007	Conference	Season
#Florida Atlantic	6-1 .857	8-5 .615
#Troy	6-1 .857	8-4 .667
Louisiana-Monroe	4-3 .571	6-6 .500
Middle Tennessee	4-3 .571	5-7 .417
Arkansas State	3-4.429	5-7 .417
Louisiana-Lafayette	3-4 .429	3-9 .250
North Texas	1-6 .143	2-10 .167
Florida International	1-6 .143	1-11 .083
#SBC Champions		
\$ - New Orleans Bowl representative		

2006	Conference	Season
#Troy	6-1 .857	8-5 .615
@Middle Tennessee	6-1 .857	7-6 .538
Arkansas State	4-3 .571	6-6.500
Florida Atlantic	4-3 .571	5-7 .417
Louisiana-Lafayette	3-4 .429	6-6 .500
Louisiana-Monroe	3-4 .429	4-8 .333
North Texas	2-5 .286	3-9 .250
Florida International	0-7 .000	0-12 .000
# - SBC Champs		
\$ - New Orleans Bowl representative		
@ - Motor City Bowl participant		

2005	Conference	Season
Arkansas State	5-2 .714	6-6.500
Louisiana-Lafayette	5-2 .714	6-5 .545
Louisiana-Monroe	5-2 .714	5-6 .455
Florida International	3-4 .429	5-6 .455
Middle Tennessee	3-4 .429	4-7 .364
Troy	3-4 .429	4-7 .364
Florida Atlantic	2-5 .286	2-9 .182
North Texas	2-5 .286	2-9 .182
# - SBC Champs		
\$ - New Orleans Bowl representative		

2004	Conference	Season
#North Texas	7-01.000	9-5 .583
@Troy	5-2 .714	7-5 .583
New Mexico State	4-3 .571	5-6 .455
Louisiana-Monroe	4-3 .571	5-6 .455
Middle Tennessee	4-4 .500	5-6 .455
Arkansas State	3-4.429	3-8.273
Louisiana-Lafayette	2-5 .286	4-7 .364
Utah State	2-5 .286	3-8 .273
Idaho	2-5 .286	3-9 .250
# - SBC Champs		
\$ - New Orleans Bowl representative		
@ - Silicon Valley Football Classic participant		

2003	Conference	Season
#North Texas	7-01.000	9-4 .692
Louisiana-Lafayette	4-3 .571	4-8 .333
Middle Tennessee	4-3 .571	4-8 .333
Arkansas State	3-4.429	5-7 .417
Utah State	3-4 .429	3-9 .250

Louisiana-Monroe	3-4 .429	3-9 .250
New Mexico State	2-5 .286	3-9 .250
Idaho	1-6 .143	1-11 .083
# - SBC Champs		
\$ - New Orleans Bowl representative		

2002	Conference	Season
#North Texas	6-01.000	8-5 .615
New Mexico State	5-1 .833	7-5 .583
Arkansas State	3-3.500	6-7.462
Middle Tennessee	2-4 .333	4-8 .333
Louisiana-Monroe	2-4 .333	3-9 .250
Louisiana-Lafayette	2-4 .333	3-9 .250
Idaho	1-5 .167	2-10 .167
# - SBC Champs		
\$ - New Orleans Bowl representative		

2001	Conference	Season
#North Texas	5-1 .833	5-7 .417
#Middle Tennessee	5-1 .833	8-3 .727
New Mexico State	4-2 .667	5-7 .417
Louisiana-Lafayette	2-4 .333	3-8 .273
Arkansas State	2-4.333	2-9.182
Louisiana-Monroe	2-4 .333	2-9 .182
Idaho	1-5 .167	1-10 .091
# - Co-champions		
\$ - New Orleans Bowl representative		

BIG WEST CONFERENCE (1999-2000)

2000	Conference	Season
*Boise State	5-01.000	10-2 .833
Utah State	4-1.800	5-6 .455
Idaho	3-2.600	5-6 .455
New Mexico State	1-4 .200	3-8 .273
North Texas	1-4 .200	3-8 .273
Arkansas State	1-4.200	1-10.091
*Big West Champion		
#Crucial.com Humanitarian Bowl winner		

1999	Conference	Season
*Boise State	5-1 .833	10-3 .769
Idaho	4-2 .667	7-4 .636
New Mexico State	3-3 .500	6-5 .545
Arkansas State	3-3.500	4-7.364
Utah State	3-3 .500	4-7 .364
North Texas	1-5 .167	2-9 .182
*Big West Champion		
#Humanitarian representative		

INDEPENDENT (1996-1998)

BIG WEST CONFERENCE (1993-1995)

1995	Conference	Season
*Nevada	6-0-01.000	9-3-0 .750

Southwestern Louisiana	4-2-0.667	6-5-0 .545
Utah State	4-2-0 .667	4-7-0 .364
Arkansas State	3-3-0.500	6-5-0.545
New Mexico State	3-3-0 .500	4-7-0 .364
Northern Illinois	3-3-0 .500	3-8-0 .273
Louisiana Tech	2-4-0 .333	5-6-0 .456
Pacific	2-4-0 .333	3-8-0 .273
San Jose State	2-4-0 .333	3-8-0 .273
Nevada-Las Vegas	1-5-0 .167	2-9-0 .182
*Big West Champion		
#Las Vegas Bowl III representative		

1994	Conference	Season
*Nevada-Las Vegas	5-1-0 .833	7-5-0 .545
*Nevada	5-1-0 .833	9-2-0 .818
*Southwestern Louisiana	5-1-0.833	6-5-0 .545
Pacific	4-2-0 .667	6-5-0 .545
Northern Illinois	3-3-0 .500	4-7-0 .364
San Jose State	3-3-0 .500	3-8-0 .273
Utah State	2-4-0 .333	3-8-0 .273
New Mexico State	2-4-0 .333	3-8-0 .273
Louisiana Tech	1-5-0 .167	3-8-0 .273
Arkansas State	0-6-0.000	1-10-0.090
*Tri-Champion		
#Las Vegas Bowl III representative		

1993	Conference	Season
Southwestern Louisiana	5-1-0.833	8-3-0 .727
Utah State#	5-1-0 .833	7-5-0 .545
Nevada	4-2-0 .667	7-4-0 .636
New Mexico State	4-2-0 .667	5-6-0 .455
Northern Illinois	3-3-0 .500	4-7-0 .364
Nevada-Las Vegas	2-4-0 .333	3-8-0 .273
Pacific	2-4-0 .333	3-8-0 .273
Louisiana Tech	2-4-0 .333	2-9-0 .182
San Jose State	2-4-0 .333	2-9-0 .182
Arkansas State	1-5-0.167	2-8-1.227
#won Las Vegas Bowl		

INDEPENDENT (1987-1992)

SOUTHLAND CONFERENCE (1964-1986)

1986	Conference	Season
Arkansas State	5-0-01.000	12-2-1.833
North Texas	3-2-0 .600	6-4-0 .600
Louisiana Tech	3-2-0 .600	6-4-1 .591
NE Louisiana	3-2-0 .600	5-6-0 .456
McNeese State	1-4-0 .200	2-9-0 .182
Lamar	0-5-0.000	2-9-0 .182

1985	Conference	Season
Arkansas State	5-1-0.833	9-4-0.692
Louisiana Tech	4-2-0 .667	8-3-0 .727
McNeese State	3-1-2 .667	6-3-2 .636
NE Louisiana	3-3-0 .500	6-5-0 .545
North Texas State	2-3-1 .417	4-6-1 .409
Texas-Arlington	2-3-1 .417	4-6-1 .409
Lamar	0-6-0.000	3-8-0 .273

ARKANSAS STATE FOOTBALL

All-Time Conference Standings

1984	Conference	Season
Louisiana Tech	5-1-0 .833	10-5-0 .667
Arkansas State.....	4-1-1.750	8-4-1.654
Texas-Arlington	4-2-0 .667	7-4-0 .636
NE Louisiana	3-3-0 .500	7-4-0 .636
McNeese State	2-3-1 .417	7-3-1 .682
Lamar	1-5-0 .167	2-9-0 .192
North Texas State	1-5-0 .167	2-9-0 .192

1983	Conference	Season
North Texas State	5-1-0 .833	8-4-0 .667
NE Louisiana	5-1-0 .833	8-3-0 .727
McNeese State.....	3-3-0 .500	6-5-0 .545
Arkansas State	3-3-0.500	5-5-1.500
Texas-Arlington	2-4-0 .333	5-6-0 .455
Louisiana Tech	2-4-0 .333	4-7-0 .364
Lamar	1-5-0 .183	2-9-0 .192

1982	Conference	Season
Louisiana Tech	5-0-01.000	10-3-0 .769
NE Louisiana	4-1-0 .800	8-3-0 .727
Arkansas State	2-3-0.400	5-6-0.455
McNeese State	2-3-0 .400	4-6-1 .364
Lamar	1-4-0 .200	4-7-0 .364
Texas-Arlington.....	1-4-0 .200	3-8-0 .273
North Texas State.....(Not Eligible)		2-9-0 .182

1981	Conference	Season
Texas-Arlington.....	4-1-0 .800	6-5-0 .545
McNeese State	3-1-1 .700	7-3-1 .682
Arkansas State	3-2-0.600	6-5-0.545
Louisiana Tech	2-2-1 .500	4-6-1 .409
Lamar	1-3-1 .300	4-6-1 .409
SW Louisiana	0-4-1 .100	1-9-1 .136

1980	Conference	Season
McNeese State	5-0-01.000	10-2-0 .833
SW Louisiana	4-1-0 .800	7-4-0 .636
Texas-Arlington	3-2-0 .600	3-8-0 .273
Louisiana Tech	2-3-0 .400	5-6-0 .455
Lamar	1-4-0 .200	3-8-0 .273
Arkansas State	0-5-0.000	2-9-0.182

1979	Conference	Season
McNeese State	5-0-01.000	11-1-0 .917
Texas-Arlington.....	4-1-0 .800	9-2-0 .818
Lamar	3-2-0 .600	6-3-2 .636
Arkansas State	1-4-0.200	4-7-0.364
SW Louisiana	1-4-0 .200	4-7-0 .364
Louisiana Tech	1-4-0 .200	2-9-0 .182

1978	Conference	Season
Arkansas State	4-1-0.800	7-4-0.636
Louisiana Tech	4-1-0 .800	6-5-0 .545
Texas-Arlington	3-2-0 .600	5-6-0 .455
McNeese State	2-3-0 .400	7-4-0 .636
SW Louisiana	2-3-0 .400	3-8-0 .273
Lamar	0-5-0 .000	2-8-1 .227

1977	Conference	Season
Louisiana Tech	4-0-1 .900	9-1-2 .833
SW Louisiana.....	2-1-2 .600	6-4-2 .583
Texas-Arlington	3-2-0 .600	5-6-0 .455
Arkansas State	2-3-0.400	7-4-0.636
McNeese State	1-3-1 .300	5-5-1 .500
Lamar	1-4-0 .200	2-9-0 .182

1976	Conference	Season
McNeese State	4-1-0 .800	10-2-0 .833
SW Louisiana	4-1-0 .800	7-4-0 .636
Texas-Arlington	3-2-0 .600	5-6-0 .455
Louisiana Tech	2-3-0 .400	6-5-0 .545
Arkansas State	2-3-0.400	5-6-0.455
Lamar	0-5-0 .000	2-9-0 .182

1975	Conference	Season
Arkansas State	5-0-01.000	11-0-01.000
Louisiana Tech	4-1-0 .800	8-2-0 .800
McNeese State	3-2-0 .600	7-4-0 .636
SW Louisiana	2-3-0 .400	6-5-0 .545
Texas-Arlington.....	1-4-0 .200	4-7-0 .364
Lamar	0-5-0 .000	1-10-0 .091

1974	Conference	Season
Louisiana Tech	5-0-01.000	11-1-0 .917
Lamar	4-1-0 .800	8-2-0 .800
Arkansas State	3-2-0.600	7-3-0.700
McNeese State	2-3-0 .400	6-4-1 .591
Texas-Arlington.....	1-4-0 .200	1-10-0 .091
SW Louisiana	0-5-0 .000	2-9-0 .182

1973	Conference	Season
Louisiana Tech	5-0-01.000	12-1-0 .923
Arkansas State	3-2-0.600	7-3-0.700
Lamar	3-2-0 .600	5-5-0 .500
McNeese State	2-3-0 .400	7-3-0 .700
Texas-Arlington	2-3-0 .400	4-6-0 .400
SW Louisiana	0-5-0 .000	0-10-0 .000

1972	Conference	Season
Louisiana Tech	5-0-01.000	12-0-01.000
Texas-Arlington.....	4-1-0 .800	5-6-0 .455
Lamar	3-2-0 .600	8-3-0 .728
McNeese State	3-2-0 .600	8-3-0 .728
SW Louisiana	1-4-0 .200	5-6-0 .455
Arkansas State	1-4-0.200	3-8-0.273
Abilene Christian	1-4-0 .200	3-8-0 .273

1971	Conference	Season
Louisiana Tech	4-1-0 .800	9-2-0 .818
Trinity	4-1-0 .800	8-2-0 .800
Lamar	4-1-0 .800	5-6-0 .455
SW Louisiana.....	2-2-1 .500	5-4-1 .550
Arkansas State.....	1-3-1.300	4-4-1.500
Abilene Christian	1-4-0 .250	5-5-0 .500
Texas-Arlington.....	1-4-0 .250	2-9-0 .182

1970	Conference	Season
Arkansas State	4-0-01.000	11-0-01.000
Abilene Christian.....	3-1-0 .750	9-2-0 .818
Trinity	2-2-0 .500	5-6-0 .455
Lamar	1-3-0 .250	3-7-0 .300
Texas-Arlington	0-4-0 .000	0-10-0 .000

1969	Conference	Season
Arkansas State	4-0-01.000	8-1-1.850
Abilene Christian	2-2-0 .500	8-2-0 .800
Texas-Arlington	2-2-0 .500	5-5-0 .500
Trinity	2-2-0 .500	4-6-0 .400
Lamar	0-4-0 .000	3-7-0 .300

1968	Conference	Season
Arkansas State	3-0-1.875	7-3-1.682
Texas-Arlington.....	3-1-0 .750	6-4-0 .600
Trinity	2-2-0 .500	5-4-0 .556
Abilene Christian	1-2-1 .375	4-5-1 .421
Lamar	0-4-0 .000	0-10-0 .000

1967	Conference	Season
Texas-Arlington	4-0-01.000	10-1-0 .909
Lamar	3-1-0 .750	7-3-0 .700
Arkansas State	2-2-0.500	4-5-0.444
Trinity	1-3-0 .250	3-7-0 .300
Abilene Christian	0-4-0 .000	0-10-0 .000

1966	Conference	Season
Texas-Arlington.....	3-1-0 .750	6-4-0 .600
Lamar	3-1-0 .750	6-4-0 .600
Arkansas State	2-2-0.500	7-2-0.778
Trinity	2-2-0 .500	5-4-0 .556
Abilene Christian	0-4-0 .000	4-6-0 .400

1965	Conference	Season
Lamar	3-1-0 .750	6-4-0 .600
Texas-Arlington	2-2-0 .500	6-3-0 .667
Trinity	2-2-0 .500	4-5-1 .421
Abilene Christian	2-2-0 .500	4-5-0 .444
Arkansas State	1-3-0.250	6-3-0.667

1964	Conference	Season
Lamar	3-0-1 .875	6-3-1 .650
Arkansas State	2-0-2.750	7-0-2.937
Trinity	2-2-0 .500	3-7-0 .300
Abilene Christian.....	1-3-0 .250	5-5-0 .500
Texas-Arlington.....	0-3-1 .125	3-6-1 .350

ARKANSAS STATE FOOTBALL

ASU in the Postseason



2005 New Orleans Bowl

2005 NEW ORLEANS BOWL

December 20, 2005 at Lafayette, La.* (Crowd: 18,338)

*Game moved to Lafayette, La. due to Hurricane Katrina

Arkansas State	0	10	9	0	-19
Southern Mississippi	0	10	14	7	-31

HIGHLIGHTS: The game's score was knotted throughout the third quarter until USM QB Dustin Almond connected on a 29-yard touchdown pass to Shawn Nelson late in the third quarter and another six-yard score to Nelson in the fourth to seal the win for the Golden Eagles. The Indians scored on a 44-yard field goal by Eric Neihouse, a Nick Noce four-year run, a two-yard pass from Noce to tight end Manuel Burton and a safety.

1987 DIVISION I-AA PLAYOFFS QUARTERFINALS

December 5 at Cedar Falls, Iowa (Crowd: 6,100)

Arkansas State	7	7	14	0	-28
Northern Iowa	6	15	7	21	-49

HIGHLIGHTS: Northern Iowa cashed in four lost ASU fumbles—three into touchdowns—while amassing 530 yards of offense in a game closer than the score indicates. Carl Boyd was all over the place for the Panthers, collecting 124 ground yards and catching several drive-saving passes. It was a see-saw affair for awhile, with A-State's last lead at 28-21 late in the third quarter. UNI dominated in the fourth quarter, as A-State miscues handed the Panthers two easy scores.

1987 DIVISION I-AA PLAYOFFS (FIRST ROUND)

November 28 at Jackson, Miss. (Crowd: 7,500)

Arkansas State	0	0	14	21	-35
Jackson State	10	0	7	15	-32

HIGHLIGHTS: A wild finish, including five second-half touchdowns (in seven total possessions), lifted the Indians, who had fumbled away three chances in the opening stages. In that almost swap-out second half, ASU scored on a 62-yard ground-based drive, a 35-yard pass (Dwane Brown to Fred Barnett), an 11-yard end-around (Barnett) to culminate a 75-yard drive, a 30-yard guard-around (Kenneth Nelson) to end a 52-yard drive and a 62-yard interception return (Stacey McGee). ASU collected 306 yards on the ground; JSU managed 283 of its 397 through the air.

1986 DIVISION I-AA CHAMPIONSHIP

December 19 at Tacoma, Wash. (Crowd: 4,419)

Arkansas State	7	0	8	6	-21
Georgia Southern	10	16	15	7	-48

HIGHLIGHTS: Tracy Ham was too much for A-State on the artificial turf in the Tacoma Dome. He rushed for 180 yards and passed for 306 in one of the greatest quarterbacking exhibitions ever against an Indian team. The defending national champ Eagles averaged 7.5 yards per play and controlled the ball nearly 36 minutes. ASU fumbled on the second play of the game, and GSU converted that miscue into a TD. The rest was all downhill for the Eagles, who scored on all six of their first-half possessions. Fullback Richard Kimble of ASU had 134 yards rushing.

1986 DIVISION I-AA SEMIFINALS

December 13 at Jonesboro (Crowd: 10,500)

Eastern Kentucky	0	7	3	0	-10
Arkansas State	7	7	7	3	-24

HIGHLIGHTS: Defense was the key for ASU, which forced six turnovers, allowed only two third-down conversions, notched three sacks and stopped the Colonels five times inside the Indian 30. Linebacker Dan Miller led the way with 14 tackles, 2 interceptions and 2 tipped passes. Despite fumbling on the first play, Richard Kimble netted 95 yards rushing (filling in for the injured Rickey Jemison). ECU's only TD came after an A-State fumble.

1986 DIVISION I-AA QUARTERFINALS

December 6 at Newark, Del. (Crowd: 12,018)

Arkansas State.....	21	10	7	17	-55
Delaware	7	7	0	0	-14

HIGHLIGHTS: Fullback Rickey Jemison rushed for a career-high 159 yards and scored two touchdowns as ASU accumulated 646 yards of offense (526 on the ground) while averaging 8.1 yards per play. Delaware collected 421 yards but had trouble scoring in what was the worst home defeat (41 points) in Blue Hen history.

ARKANSAS STATE FOOTBALL

ASU in the Postseason

1986 DIVISION I-AA PLAYOFFS (FIRST ROUND)

November 29 at Jonesboro (Crowd: 4,500)

Sam Houston State	7	0	0	0	-7
Arkansas State	7	13	21	7	-48

HIGHLIGHTS: A-State scored on eight of its first 11 possessions and was never headed. The Bearkats couldn't match a wishbone which totaled 594 yards. Fullback Rickey Jemison led the way with 157 on the ground, but the ASU defense did a number, too, limiting SHSU to only three drives longer than 17 yards.

1985 DIVISION I-AA QUARTERFINALS

December 7 at Reno, Nev. (Crowd: 10,241)

Arkansas State	7	3	0	13	-23
Nevada-Reno	0	7	17	0	-24

HIGHLIGHTS: A couple of muffed field goal chances in the closing seconds prevented ASU from overcoming a 24-10 deficit in a blizzard. The Indians, who led, 10-7, at half-time, also fumbled away an opportunity on the six and missed an extra point and 48-yard field goal—all in the final quarter. A 17-point third period was the difference for UNR, which posted its eighth straight win. Quarterback Eric Beavers threw 49-yard (to Calvin Siles) and 15-yard (to Thai Ivory) TD passes, and Marty Zendejas kicked a 46-yarder in that decisive quarter. ASU, which had the ball 37 minutes and totaled 407 yards and 23 first downs, had 84 rushing yards from Rickey Jemison and 95 passing yards from Dwane Brown.

1985 DIVISION I-AA PLAYOFFS (FIRST ROUND)

November 30 at Jonesboro (Crowd: 8,730)

Grambling	0	0	0	7	-7
Arkansas State	0	7	0	3	-10

HIGHLIGHTS: Frank Richards' 25-yard field goal with five seconds left was the margin of difference on muddy turf. The Indians maintained the ball for 37 minutes and tallied 27 first downs but had trouble crossing the goal line. Rickey Jemison scored the only ASU TD on a one-yard plunge in the second quarter after Ray Brown's guard-around play moved the ball 25 yards to the one. Jemison had 94 yards on 28 carries, and Dwane Brown threw for 114 yards. ASU's defense limited Grambling to six first downs and 154 total yards.

1984 DIVISION I-AA QUARTERFINALS

December 1 at Bozeman, Mont. (Crowd: 12,037)

Arkansas State	7	7	0	0	-14
Montana State	0	7	7	17	-31

HIGHLIGHTS: Sophomore Kelly Bradley passed for three touchdowns to rally MSU to a come-from-behind triumph. Bradley completed 27 of 47 passes for 313 yards, including TD tosses of 6 and 12 yards to Dasin Dietrich. ASU's only scores came on 25-yard and 45-yard interception returns by strong safety Billy Ray Bowers. Fullback Rickey Jemison had 100 rushing yards on 21 carries, but the Indians suffered from five lost fumbles and an interception on the frozen turf.

1984 DIVISION I-AA PLAYOFFS (FIRST ROUND)

November 24 at Jonesboro (Crowd: 10,872)

Tennessee-Chattanooga	0	3	0	7	-10
Arkansas State	6	17	7	7	-37

HIGHLIGHTS: Two flashy scores in the final 24 seconds of the first half propelled the Indians to success—a 24-yard guard-around run by Farrell Wilson and a 57-yard interception return by I.J. Chapman. The Indians kept the ball for over 36 minutes while rolling up a 30-3 lead after three quarters. Rickey Jemison's 78 rushing yards led an attack also featuring Dwane Brown's 116 passing yards. ASU's Marvin Neloms recorded three quarterback sacks.

1970 PECAN BOWL

December 12 at Arlington, Tex. (Crowd: 9,500)

Arkansas State	3	14	7	14	-38
Central Missouri State	0	7	0	14	-21

HIGHLIGHTS: ASU amassed 509 yards of offense, thanks to 244 passing yards by James Hamilton and 135 rushing yards by Calvin Harrell. Chet Douthit landed two of Hamilton's three TD passes. Dennis Meyer contributed by intercepting a pair of CMSU tosses.

1969 PECAN BOWL

December 15 at Arlington, Tex. (Crowd: 7,500)

Arkansas State	7	15	0	7	-29
Drake University	0	0	13	8	-21

HIGHLIGHTS: Backup quarterback Bubba Crocker took over when regular James Hamilton was injured early in first quarter and masterfully directed the victory. He threw for two TDs, ran for another and scored a two-point conversion as the Tribe ran up a 22-0 halftime lead. Calvin Harrell supplied the muscle with 160 rushing yards on 34 carries.

1968 PECAN BOWL

December 14 at Arlington, Tex. (Crowd: 7,200)

North Dakota State	9	14	0	0	-23
Arkansas State	0	0	0	14	-14

HIGHLIGHTS: Paul Hatchett plowed for 106 yards on 25 carries to spark NDSU, which took 9-0 record into the game. The Bison recovered an early fumble on ASU's 17, took it in three plays later and proceeded to a 23-0 halftime edge. James Hamilton, who passed for 173 yards, ran for a couple of fourth-period Indian scores, but they were too little and too late.

1954 TANGERINE BOWL

January 1 at Orlando, Fla. (Crowd: 12,976)

Arkansas State	7	0	0	0	-7
East Texas State	0	0	0	7	-7

HIGHLIGHTS: ETSU, heavily favored with the nation's longest win streak at 29 straight, had to march 61 yards in the four period to manage the tie. ASU had scored in the first quarter on a 20-yard Bobby Spann to Jim Turley pass. Dan Spensieri intercepted an ETSU pass in the final period and appeared on the way to scoring with it but dropped the ball out of bounds at midfield.

1952 REFRIGERATOR BOWL

December 7 at Evansville, Ind. (Crowd: 9,500)

Western Kentucky	0	14	13	7	-34
Arkansas State	6	0	0	13	-19

HIGHLIGHTS: The Hilltoppers overcame an opening 73-yard drive on ASU's first possession to improve their record to 9-1. They scored 34 unanswered points before a pair of fourth quarter ASU touchdowns made it more respectable. ASU had to play without All-America halfback Richie Voit, sidelined with a broken ankle.

1952 TANGERINE BOWL

January 1 at Orlando, Fla. (Crowd: 12,500)

Stetson University	7	0	21	7	-35
Arkansas State	7	6	0	7	-20

HIGHLIGHTS: All-America quarterback Bill Johnson connected for three TD passes with Dave Laude to help the Hatters overcome a 13-7 ASU halftime lead. Stetson was limited to 50 yards offense and 3 first downs in first half, but made up for it thereafter.

1951 REFRIGERATOR BOWL

December 2 at Evansville, Ind. (Crowd: 10,000)

Arkansas State	12	7	7	20	-46
Camp Breckinridge	0	6	0	6	-12

HIGHLIGHTS: Richie Voit rushed for 166 yards and 3 TDs to spark ASU, which wound up with 582 yards of offense. Rudy Wagner and Buzzy Gebert scored twice each for the Tribe, which was the highest scoring team and No. 2 defensive team in the nation.

ARKANSAS STATE FOOTBALL

ASU in the Postseason

INDIVIDUAL RECORDS

RUSHING:

Most Attempts: 34, Calvin Harrell, (1969 Pecan Bowl)
Most Net Yards: 168, Richie Voit (1951 Refrigerator Bowl)
Longest Play: 72, Rickey Jemison (vs. Delaware, 1986 I-AA Playoff)

PASSING:

Most Attempts: 36, James Hamilton (1968 Pecan Bowl)
Most Completions: 13, James Hamilton, (1968 Pecan Bowl)
Most New Yards: 244, James Hamilton (1970 Pecan Bowl)
Most TD Passes: 3, James Hamilton, 1970 Pecan Bowl)
Most had Int.: 2, James Hamilton (1968 Pecan Bowl); Cecil LaGrone (1970 Pecan Bowl)
Highest Completion Pct.: .636 (7-of-11), Dwane Brown vs. SHSU (1986 I-AA Playoff)
Longest Play: 75, Bubba Crocker to Steve Lockhart (1969 Pecan Bowl)

TOTAL OFFENSE:

Most Plays: 56, James Hamilton (1968 Pecan Bowl)
Most Yards: 268, Nick Noce (2005 New Orleans Bowl)

RECEIVING:

Most Catches: 9, Joe Waleszon (1968 Pecan Bowl)
Most Yards: 137, Chet Douthit (1970 Pecan Bowl)
Most TD Catches: 2, Chet Douthit (1970 Pecan Bowl)

SCORING:

Most Points: 18, Richie Voit (1951 Refrigerator Bowl)
Most Touchdowns: 3, Richie Voit (1951 Refrigerator Bowl)
Most Extra Points: 7, Scott Roper vs. Delaware (1986 I-AA Playoff)
Most PAT Att.: 7, Don LaPlante (1951 Refrigerator Bowl); S. Roper vs. Delaware (1986 I-AA Playoff)
Most Field Goals: 2, Scott Roper vs. Sam Houston State (1986 I-AA Playoff); Scott Roper vs. Delaware, (1986 I-AA Playoff); Eric Neihouse (2005 New Orleans Bowl)
Most FG Att.: 3, Bobby Gentry (1970 Pecan Bowl); Scott Roper vs. SHSU (1986 I-AA Playoff)
Longest Field Goal: 44, Eric Neihouse (2005 New Orleans Bowl)

PUNTING:

Most Punts: 8, Kevin McClelland (1968 Pecan Bowl); Steve Sampson vs. Jackson St. (1987 I-AA Playoff)
Most Yardage: 348, Steve Sampson vs. Jackson State (1987 I-AA Playoff)
Highest Average: 47.6, Steve Sampson vs. Northern Iowa (1987 I-AA Playoff)
Longest Punt: 65—Stacy Gore vs. Tennessee-Chattanooga, 1984 (I-AA Playoff)

PUNT RETURNS:

Most Returns: 7, Todd Horton vs. Sam Houston State (1986 I-AA Playoff)
Most Yds: 52, Terry Whiting (1970 Pecan Bowl); Billy Ray Bowers vs. UT-Chattanooga (1984 I-AA Playoff)
Best Return Average: 26.0, Terry Whiting (1970 Pecan Bowl)
Longest Return: 48, Terry Whiting (1970 Pecan Bowl)

KICKOFF RETURNS:

Most Returns: 5, Earl Easley (1986 Diamond Bowl); Fred Barnett vs. No. Iowa (1987 I-AA Playoff)
Most Yards: 120, Fred Barnett vs. Northern Iowa (1987 I-AA Playoff)
Longest Return: 50, Fred Barnett vs. Northern Iowa (1987 I-AA Playoff)

INTERCEPTIONS

Most Interceptions: 2, John Koldus (1952 Refrigerator Bowl); Bill Bergey (1968 Pecan Bowl); Dennis Meyer (1970 Pecan Bowl); Billy Ray Bowers vs. Montana State (1984 I-AA Playoff); Mike Adams vs. Sam Houston State (1986 I-AA Playoff)
Most Yds Returned: 70, Billy Ray Bowers vs. Montana State (1984 I-AA Playoff)
Longest Ret.: 62, Stacy McGee vs. JSU (1987 I-AA Playoff); Stacy McGee vs. No. Iowa, 1987 (I-AA Playoff)

TEAM RECORDS

RUSHING:

Most Attempts: 71, vs. Delaware (1986 I-AA Playoff)
Most Net Yards: 526 vs. Delaware (1986 I-AA Playoff)

PASSING:

Most Attempts: 36, Pecan Bowl 1968
Most Completions: 14, Pecan Bowl 1970
Most Yards: 293, Pecan Bowl 1970
Most TD Passes: 3, Pecan Bowl 1970
Most Had Int.: 3, Refrigerator Bowl 1952; Pecan Bowl 1970
Best Comp. Pct.: .600 (9-of-15), vs. Grambling (1985 I-AA Playoff); (9-of-15), vs. Sam Houston St. (1986 I-AA Playoff)

TOTAL OFFENSE:

Most Plays: 84, vs. Nevada-Reno (1985 I-AA Playoff)
Most Yards: 646, vs. Delaware (1986 I-AA Playoff)

SCORING:

Most Points: 55, vs. Delaware (I-AA Playoff)
Most TDs: 7, Refrigerator Bowl 1951; vs. Delaware (1986 I-AA Playoff)
Most Extra Points: 7, vs. Delaware, 1986 (I-AA Playoff)
Most FGs: 2, vs. SHSU (1986 I-AA Playoff); vs. Delaware (1986 I-AA Playoff)

PUNTING:

Most Punts: 8, Pecan Bowl 1968; vs. JSU (1987 I-AA Playoff)
Best Average: 47.6, vs. No. Iowa (1987 I-AA Playoff)

MISCELLANEOUS:

Most First Downs: 26, vs. SHSU (1986 I-AA Playoff)
Most Fumbles: 5, vs. UT-Chattanooga (1984 I-AA Playoff); vs. Montana State, 1984 (I-AA Playoff); vs. Grambling, 1985 (I-AA Playoff); vs. Northern Iowa (1987 I-AA Playoff)
Most Fumbles Lost: 5, vs. Montana St. (1984 I-AA Playoff)
Most Penalties: 10, vs. SHSU (1986 I-AA Playoff)
Most Blocked Kicks: 2, Refrigerator Bowl 1951
Most Passes Had Int.: 3, Pecan Bowl 1970; vs. Montana St. (1984 I-AA Playoff); vs. Sam Houston St. (1986 I-AA Playoff)
Most Fumbles Recovered: 3, vs. Nevada-Reno (1985 I-AA Playoff); vs. Delaware, 1986 (I-AA Playoff)

Nick Noce, QB

ARKANSAS STATE FOOTBALL

Total Offense Records

INDIVIDUAL

MOST PLAYS

Game

- 62, Roy Johnson vs Southwestern La. (1990)
- 61, Corey Leonard vs. North Texas (2007)
- 59, Corey Leonard vs. Memphis (2007)
- 58, Cleo Lemon vs New Mexico State (1998)
- 57, Johnny Covington vs Louisiana Tech (1995)
- 54, Corey Leonard vs. SMU (2007)
- 54, Nick Noce vs Idaho (2004)
- 53, Roy Johnson vs Akron (1991)
- 53, Roy Johnson vs Southwest Missouri St. (1991)
- 53, Jack Dollarhide vs Mississippi (1990)

Season

- 520, Corey Leonard (2007)
- 454, Cleo Lemon (1998)
- 433, Roy Johnson (1991)
- 407, Nick Noce (2005)
- 403, Nick Noce (2004)
- 395, Johnny Covington (1995)
- 388, Roy Johnson (1990)
- 350, Cleo Lemon (2000)
- 341, Tim Langford (1983)
- 340, Elliot Jacobs (2002)

Career

- 1,329, Cleo Lemon (1997-2000)
- 1,238, Roy Johnson (1988-91)
- 1,207, James Hamilton (1968-71)
- 1,111, Dwane Brown (1984-87)
- 964, Johnny Covington (1992-95)
- 899, Tim Langford (1980-83)
- 858, Corey Leonard (2006-present)**
- 853, Nick Noce (2003-05)
- 824, Elliot Jacobs (2001-03)

MOST NET YARDS

Game

- 377, Nick Noce vs Memphis (2004)
- 376, James Hamilton vs Drake (1968)
- 367, Cleo Lemon vs New Mexico State (1998)
- 359, Corey Leonard vs. Louisiana-Lafayette (2007)
- 357, Corey Leonard vs. North Texas (2007)
- 352, Roy Johnson vs Memphis State (1991)
- 351, Cleo Lemon vs Southwest Missouri St. (1997)
- 345, Roy Johnson vs SW Missouri St. (1991)
- 331, Roy Johnson vs Central Florida (1991)
- 329, Corey Leonard vs. Memphis (2007)

Season

- 2,782, Corey Leonard (2007)
- 2,529, Roy Johnson (1991)
- 2,480, Cleo Lemon (1998)
- 2,364, Nick Noce (2004)
- 2,288, Nick Noce (2005)
- 2,097, Johnny Covington (1995)
- 1,944, Elliot Jacobs (2002)
- 1,941, Roy Johnson (1990)
- 1,916, Cleo Lemon (2000)
- 1,880, Dwane Brown (1985)

Career

- 7,309, Cleo Lemon (1997-2000)
- 6,779, Roy Johnson (1988-91)
- 5,764, James Hamilton (1968-71)
- 5,672, Dwane Brown (1984-87)
- 4,841, Nick Noce (2003-05)
- 4,434, Corey Leonard (2006-present)**
- 4,423, Elliot Jacobs (2001-2003)
- 4,259, Johnny Covington (1992-95)
- 3,788, Richie Voit (1950-53)
- 3,745, Tim Langford (1980-83)

MOST AVERAGE YARDS PER GAME

Season

- 252.9, Corey Leonard (2007)
- 229.9, Roy Johnson (1991)
- 214.9, Nick Noce (2004)
- 206.7, Cleo Lemon (1998)
- 194.1, Roy Johnson (1990)
- 190.7, Nick Noce (2005)
- 190.6, Johnny Covington (1995)
- 178.2, Cleo Lemon (1999)
- 170.9, Dwane Brown (1985)

Career

- 192.7, Corey Leonard (2006-present)**
- 179.3, Nick Noce (2003-05)
- 178.3, Cleo Lemon (1997-2000)
- 161.4, Roy Johnson (1988-91)

- 151.7, James Hamilton (1968-71)
- 143.8, Jeremie Watkins (1996-97)
- 138.3, Dwane Brown (1984-87)
- 130.5, Kennon Taylor (1987-88)
- 109.2, Johnny Covington (1992-95)

MOST AVERAGE YARDS PER PLAY

Game

- 21.5, Brandon Thompkins vs Memphis (2006)
- 17.4, Dennis Forrest vs Mississippi (1988)
- 17.4, James Hamilton vs Lamar (1970)
- 17.1, Putzer Dayton vs. East Texas State (1987)
- 15.4, Brandon Thompkins vs Troy (2006)
- 13.1, Earl Easley vs East Texas State (1987)
- 12.5, Larry Harris vs Wyoming (1990)

Season

- 7.4, Lamont Zachery (1996)
- 7.0, Leroy Harris (1976)
- 7.0, Leroy Harris (1975)
- 6.5, Shermar Bracey (2005)
- 6.4, Dennis Bolden (1975)
- 6.1, Antonio Warren (2005)
- 6.1, Jeremie Watkins (1996)
- 6.0, Richie Voit (1952)

Career

- 7.5, Johnny Covington (1992-95)
- 7.0, Leroy Harris (1975-76)
- 6.7, Dennis Forrest (1986-89)
- 5.7, Dennis Bolden (1975-76)
- 5.7, Nick Noce (2003-05)
- 5.5, Cleo Lemon (1997-2000)
- 5.5, Roy Johnson (1988-91)
- 5.4, Shermar Bracey (2003-05)
- 5.2, Richie Voit (1950-53)

TEAM

MOST PLAYS

Game

- 106 vs Delta State, 1951
- 98 vs Southwestern Louisiana, 1975
- 95 vs East Texas State, 1986
- 93 vs Northwestern Louisiana, 1975
- 92 vs Trinity, 1971

Season

- 848 in 2007
- 843 in 1975
- 828 in 1990
- 827 in 2002
- 813 in 1986
- 807 in 2006
- 801 in 1983
- 797 in 1952

MOST NET YARDS

Game

- 681 vs. Louisiana-Lafayette, 2007
- 663 vs Lamar, 1970
- 644 vs East Texas State, 1987
- 641 vs Eastern New Mexico, 1972
- 624 vs East Texas State, 1986
- 601 vs Lamar, 1984

Season

- 4,722 in 1951
- 4,558 in 2007
- 4,431 in 2005
- 4,303 in 1975
- 4,270 in 1987
- 4,242 in 2002
- 4,168 in 1986
- 4,142 in 1985
- 4,088 in 1996
- 4,074 in 1970

HIGHEST AVERAGE PER PLAY

Game

- 9.3 vs Tennessee-Martin, 1984
- 9.2 vs East Texas State, 1987
- 8.4 vs Louisiana Tech, 1996
- 8.3 vs Eastern New Mexico, 1972
- 8.1 vs Lamar, 1979
- 7.9 vs Lamar, 1984

Season

- 5.7 in 2005
- 5.5 in 1989
- 5.4 in 2007

- 5.4 in 1996
- 5.4 in 1970
- 5.3 in 2004
- 5.3 in 2000
- 5.3 in 1987
- 5.2 in 1985
- 5.2 in 1956

HIGHEST AVERAGE PER GAME

Season

- 407.4 in 1970
- 396.5 in 1952
- 391.2 in 1975
- 388.2 in 1989
- 386.1 in 1951

MOST FIRST DOWNS

Game

- 34 vs Southern Illinois, 1982
- 33 vs. Louisiana-Lafayette, 2007
- 32 vs Northwestern Louisiana, 1975
- 30 vs Lamar, 1986
- 29 vs. SMU, 2007
- 29 vs. North Texas, 2007
- 28 vs Lamar, 1989
- 28 vs Southern Illinois, 1974
- 28 vs Trinity, 1971
- 28 vs Lamar, 1970
- 28 vs San Jose State, 1995
- 28 vs Northern Illinois, 1996

Season

- 243 in 2007
- 224 in 2006
- 224 in 1990
- 223 in 1975
- 220 in 1989
- 218 in 1988
- 214 in 1986

MOST FIRST DOWNS RUSHING

Game

- 28 vs Southern Illinois, 1982
- 26 vs Southern Illinois, 1975
- 25 vs Lamar, 1986
- 24 vs Northwestern Louisiana, 1975
- 24 vs Lamar, 1989

Season

- 181 in 1975
- 167 in 1989
- 167 in 1986
- 159 in 1987
- 155 in 1981

MOST FIRST DOWNS PASSING

Game

- 17 vs Memphis, 2004
- 16 vs Missouri, 2004
- 16 vs Northern Illinois, 1996
- 15 vs New Mexico State, 1998
- 15 vs Ole Miss, 1996
- 15 vs Louisiana Tech, 1996
- 15 vs Trinity, 1971
- 13 vs Southeastern Louisiana, 1970

Season

- 111 in 1996
- 103 in 1998
- 102 in 2004
- 97 in 1995
- 82 in 2006
- 82 in 2003
- 81 in 1999
- 80 in 2002
- 75 in 2000
- 74 in 1990

MOST FIRST DOWNS BY PENALTY

Game

- 6 vs Southwestern Louisiana, 1990
- 5 vs Tennessee-Chattanooga, 1981
- 4, 12 times (last vs FIU, 2006)

Season

- 26 in 1990
- 23 in 1996
- 21 in 2006
- 21 in 1997
- 21 in 1995
- 21 in 1991
- 20 in 1981
- 19 in 1988

Dwayne Brown, QB

ARKANSAS STATE FOOTBALL

Total Offense Records



Roy Johnson completed his career ranked among the top five total offense leaders at ASU. The former quarterback led the team in total offense in 1989, 1990 and 1991.

CAREER YARDAGE LEADERS

	Plays	Rush	Pass	Total
1. Cleo Lemon, 1997-2000	1,329	-445	7,706	7,309
2. Roy Johnson, 1988-91	1,238	2,182	4,597	6,779
3. James Hamilton, 1968-71	1,207	381	5,383	5,764
4. Dwane Brown, 1984-87	1,111	2,192	3,480	5,672
5. Nick Noce, 2003-05	853	518	4,343	4,841
6. Corey Leonard, 2006-cur.	858	878	3,556	4,434
7. Elliot Jacobs, 2001-03	824	549	3,874	4,423
8. Johnny Covington, 1992-95	569	-167	4,426	4,259
9. Richie Voit, 1950-53	727	3,739	49	3,788
10. Tim Langford, 1980-83	899	1,429	2,316	3,745
11. Antonio Warren, 2002-05	603	3,040	0	3,040
12. Jonathan Adams, 1998-01	668	3,005	0	3,005
13. Rickey Jemison, 1983-86	611	2,956	0	2,956
14. Calvin Harrell, 1968-71	660	2,935	0	2,935
15. Kennon Taylor, 1977-78	612	379	2,491	2,870

SEASON YARDAGE LEADERS


	Plays	Rush	Pass	Total
1. Corey Leonard, 2007	520	547	2,235	2,782
2. Roy Johnson, 1991	433	782	1,747	2,529
3. Cleo Lemon, 1998	454	-241	2,721	2,480
4. Nick Noce, 2004	403	249	2,115	2,364
5. Nick Noce, 2005	407	236	2,052	2,288
6. Johnny Covington, 1995	395	-30	2,127	2,097
7. Elliot Jacobs, 2002	340	193	1,751	1,944
8. Roy Johnson, 1990	388	380	1,561	1,941
9. Cleo Lemon, 2000	350	-48	1,964	1,916
10. Dwane Brown, 1985	334	675	1,205	1,880
11. Roy Johnson, 1989	312	925	941	1,866
12. Elliot Jacobs, 2003	325	217	1,537	1,754
13. Tim Langford, 1983	341	573	1,156	1,729
14. James Hamilton, 1970	308	101	1,622	1,723
15. Kennon Taylor, 1977	320	285	1,404	1,689
16. Corey Leonard, 2006	338	331	1,321	1,652
17. Cleo Lemon, 1999	262	-94	1,569	1,475
18. James Hamilton, 1969	317	274	1,172	1,446
19. Gene Bradley, 1979	320	350	1,091	1,441
20. Jeremie Watkins, 1996	236	-43	1,481	1,438

YEAR-BY-YEAR TOTAL OFFENSE LEADERS

Year	Player	Plays	Rush	Pass	Total
2007	Corey Leonard	520	547	2,235	2,235
2006	Corey Leonard	338	331	1,321	1,652
2005	Nick Noce	407	236	2,052	2,288
2004	Nick Noce	403	249	2,115	2,364
2003	Elliot Jacobs	325	217	1,537	1,754
2002	Elliot Jacobs	340	193	1,751	1,944
2001	Jonathan Adams	234	1,004	0	1,004
2000	Cleo Lemon	350	-48	1,964	1,916
1999	Cleo Lemon	263	-94	1,569	1,475
1998	Cleo Lemon	454	-241	2,721	2,480
1997	Cleo Lemon	262	-62	1,452	1,390
1996	Jeremie Watkins	236	-43	1,481	1,433
1995	Johnny Covington	395	-30	2,127	2,097
1994	Johnny Covington	213	-11	830	819
1993	Johnny Covington	242	-5	1,069	1,064
1992	Tom Sears	232	100	1,159	1,259
1991	Roy Johnson	433	782	1,747	2,529
1990	Roy Johnson	388	380	1,561	1,941
1989	Roy Johnson	312	925	941	1,866
1988	Earl Easley	242	861	169	1,030
1987	Dwane Brown	235	450	665	1,115
1986	Dwane Brown	256	567	862	1,429
1985	Dwane Brown	334	675	1,205	1,880
1984	Dwane Brown	286	500	748	1,248
1983	Tim Langford	341	573	1,156	1,729
1982	Tim Langford	182	222	534	756
1981	Tim Langford	197	528	345	873
1980	Erven Beasley	84	433	0	433
1979	Gene Bradley	320	350	1,091	1,441
1978	Kennon Taylor	292	94	1,087	1,181
1977	Kennon Taylor	320	285	1,404	1,689
1976	Leroy Harris	150	1,046	0	1,046
1975	Dennis Bolden	186	1,191	0	1,191
1974	Willie Harris	151	654	0	654
1973	Steve Burks	237	580	407	987
1972	Stan Winfrey	168	869	0	869
1971	James Hamilton	265	-56	1,351	1,295
1970	James Hamilton	308	101	1,622	1,723
1969	James Hamilton	317	274	1,172	1,446
1968	James Hamilton	317	62	1,238	1,300
1967	Cecil LaGrone	192	-15	900	885
1966	Tim Keane	214	-7	1,015	1,008
1965	Terry Gwin	165	534	292	826
1964	Gary Everett	102	85	454	539
1963	Gary Everett	123	55	692	747
1962	Sammy Weir	181	418	370	788
1961	Jim McMurray	142	191	331	522
1960	Jim McMurray	163	292	344	636
1959	Bill Caldwell	216	322	959	1,281
1958	Bill Caldwell	109	142	388	530
1957	Bill Caldwell	116	-1	501	500
1956	Eddie Romeo	111	701	0	701
1955	Tommy Spiers	126	5	519	524
1954	Tommy Spiers	79	-36	368	332
1953	Richie Voit	191	825	49	874
1952	Richie Voit	207	1,250	0	1,250
1951	Richie Voit	180	905	0	905
1950	Richie Voit	149	759	0	759

ARKANSAS STATE FOOTBALL


Top Arkansas State Rushers



RICHIE WOIT


ASU's all-time leading rusher (3,947 yards) and the Red Wolves first Associated Press All-America winner.

ASU's tradition of great runners goes back to the efforts of All-American Richie Woit in the 1950's and has continued into the new millennium, with Jonathan Adams ending his career in grand style in 2001, Antonio Warren finishing his career in 2005 as the school's second all-time leading rusher and Reggie Arnold quickly climbing up the lists of records. While the decade of the 80's and the vaunted wishbone attack produced three individuals that broke into the top-ten, the 90's produced three players as well. Twelve different Red Wolves have reached the 1,000-yard rushing mark for a season and nine players over the history of ASU football have reached 200-yards rushing in a single game. Shown here are Arkansas State's top 10 all-time leading rushers.




Antonio Warren

2002-05 • 3,040 yards




Jonathan Adams

1998-01 • 3,005 yards



Rickey Jemison

1983-86 • 2,956 yards



Calvin Harrell

1968-71 • 2,935 yards

ARKANSAS STATE FOOTBALL

Rushing Records

INDIVIDUAL

MOST RUSHES

Game

1. 45, Calvin Harrell vs Texas-Arlington (1969)
2. 43, Calvin Harrell vs The Citadel (1970)
3. 40, Danny Smith vs. Idaho (2002)
4. 39, Frank McGuigan vs Abilene Christian (1968)
- T5. 38, Larry Lawrence vs Southern Illinois (1978)
- 38, Frank McGuigan vs Eastern Michigan (1968)

Season

1. 269, Frank McGuigan, 1968
2. 254, Danny Smith, 2002
3. 254, Larry Lawrence, 1978
4. 250, Marquis Williams, 1993
5. 233, Jonathan Adams, 2001
6. 232, Calvin Harrell, 1970
7. 227, Richie Voit, 1951
8. 225, Richard Kimble, 1989

Career

1. 725, Richie Voit, 1950-53
2. 668, Jonathan Adams, 1998-01
3. 660, Calvin Harrell, 1968-71
4. 611, Rickey Jemison, 1983-86
5. 603, Antonio Warren, 2002-05
6. 595, Dwane Brown, 1984-87

MOST NET YARDS

Game: 259, Dennis Bolden vs McNeese St. (1975)

Season: 1,390, Danny Smith, 2002

Career: 3,947, Richie Voit (1950-53)

MOST TOUCHDOWNS RUSHING

Game

1. 7, Steve Burks vs Abilene Christian (1973)
- 7, Clifton Keller vs Central Arkansas (1917)
- T3. 4, Danny Smith vs Idaho (2002)
- 4, Earl Easley vs Southern Illinois (1988)
- 4, Rickey Jemison vs Northeast Louisiana (1984)
- 4, David Hines vs Northwestern Louisiana (1975)

Season

1. 21, Richie Voit (1951)
2. 17, Richie Voit (1952)
3. 16, David Hines (1975)
- T4. 14, Danny Smith (2002)
- 14, Frank McGuigan (1968)
6. 12, Roy Johnson (1991)
- 12, Leroy Harris (1976)
- 12, Calvin Harrell (1970)
- 12, Richie Voit (1953)

Career

1. 57, Richie Voit (1950-53)
2. 33, Dwane Brown (1984-87)
3. 26, Calvin Harrell (1968-71)
4. 24, Lamont Zachery (1996-99)
5. 22, Roy Johnson (1988-91)
6. 20, Corey Walker (1993-96)
7. 19, Richard Kimble (1986-89)
- 19, Rickey Jemison (1983-86)

MOST YARDS PER CARRY

Game

1. 17.4, Dennis Forrest vs Mississippi (1988)
2. 17.1, Putzer Dayton vs East Texas State (1987)
3. 16.3, Leroy Harris vs McNeese State (1976)
4. 16.7, Lamont Zachery vs SE Missouri St. (1996)
5. 15.3, Lamont Zachery vs Central Ark. (1996)

Season

1. 8.6, Dennis Forrest (1988)
- T2. 7.4, Don Riggs (1955)
- 7.4, Lamont Zachery (1996)
- T4. 7.0, Leroy Harris (1975)
- 7.0, Leroy Harris (1976)
6. 6.9, Dennis Forrest (1987)

Career

1. 7.0, Leroy Harris (1975-76)
2. 6.7, Dennis Forrest, (1986-89)
3. 5.8, Dennis Bolden (1975-76)
4. **5.7, Reggie Arnold (2006-current)**
5. 5.4, Shermar Bracey (2003-05)
6. 5.3, Lamont Zachery, (1996-99)
7. 5.2, Danny Smith (2000-02)
- T8. 5.1, Joe Griffin (1976-78)
- 5.1, Richie Voit (1950-53)

MOST 100-YARD RUSHING GAMES

Season

1. 8, Antonio Warren (2005)
2. 7, Calvin Harrell (1971)
- T3. 6, Danny Smith (2002)
- 6, Corey Walker (1995)

- 6, Calvin Harrell (1970)
- T5. 5, Reggie Arnold (2006)
- 5, Rickey Jemison (1986)
- 5, Calvin Harrell (1969)
- 5, Lamont Zachery (1999)

T9. 4, 13 times

Career

1. 18, Calvin Harrell (1969-71)
2. 15, Antonio Warre (2002-05)
3. 13, Rickey Jemison (1984-86)
4. 12, Jonathan Adams (1998-01)
5. 11, Lamont Zachery (1996-99)
6. 10, Corey Walker (1993-96)
7. **9, Reggie Arnold (2006-current)**
8. 7, Roy Johnson (1988-91)
- 7, Leroy Harris (1975-76)
- 7, Dennis Bolden (1975-76)

MOST CONSECUTIVE 100-YARD RUSHING GAMES

1. 6, Antonio Warren (2005)
2. 5, Rickey Jemison, (1986)
- T3. 4, Larry Lawrence, (1978)
- 4, Leroy Harris (1976)
- 4, Calvin Harrell (1971)
- T6. 3, Danny Smith (2002)
- 3, Danny Smith (2002)
- 3, Corey Walker (1995)
- 3, Corey Walker (1995)
- 3, Roy Johnson (1989)
- 3, Rickey Jemison (1984)
- 3, David Mitchell (1973)

LONGEST PLAYS

1. 92, Dennis Forrest vs Mississippi (1988)
2. 91, Larry Harris vs Wyoming (1990)
3. 85, Leroy Harris vs McNeese State (1976)
- T4. 80, Shermar Bracey vs. North Texas (2005)
- 80, Antonio Warren vs. ULL (2004)
- 80, Lamont Zachery vs La. Tech (1996)
- 80, Lamont Zachery vs. SW La. (1998)
- 80, Leroy Harris vs Texas-Arlington (1976)
- 80, Steve Burks vs SW Louisiana (1974)
- 80, David Mitchell vs Xavier (1973)
- 80, Eddie Romeo vs North Alabama (1956)

THREE 100-YARD RUSHINGS IN SAME GAME

1. 120 by Putzer Dayton, 105 by Richard Kimble, 104 by Roy Johnson vs Ole Miss, 1989
2. 135 by Rickey Jemison, 128 by Keith Weaver, 113 by Preston Maddox vs NE La., 1984
3. 179 by Steve Burks, 124 by Stan Winfrey, 122 by Willie Harris vs Abilene Christian, 1973
4. 168 by Steve Burks, 106 by Willie Harris, 103 by David Mitchell vs Texas-Arlington, 1973
5. 120 by Calvin Harrell, 131 by David Mitchell, 103 by Johnnie Carr vs Lamar, 1970

TWO 100-YARD RUSHINGS IN SAME GAME

1. 128 by Antonio Warren & 102 by Shermar Bracey vs Tennessee-Martin, 2005
2. 143 by Antonio Warren & 105 by Shermar Bracey vs Florida International, 2005
3. 139 by Shermar Bracey & 105 by Antonio Warren vs North Texas, 2005
4. 150 by Danny Smith & 117 by Antonio Warren vs Southern Utah, 2002
5. 149 by Lamont Zachery & 169 by Jonathan Adams vs. Nevada, 1999
6. 155 by Lamont Zachery & 113 by Corey Walker vs Louisiana Tech, 1996
7. 143 by Alastair Couch & 121 by Zoe Freeman vs. Southern Illinois, 1994
8. 132 by Richard Kimble & 105 by Roy Johnson vs McNeese State, 1989
9. 194 by Richard Kimble & 161 by Roy Johnson vs Lamar, 1989
10. 151 by Richard Kimble & 144 by Earl Easley vs Southwestern Louisiana, 1988
11. 115 by Earl Easley & 102 by Dennis Forrest vs Illinois State, 1988
12. 139 by Dennis Forrest & 109 by Earl Easley vs Mississippi, 1988
13. 126 by Earl Easley & 103 by Dennis Forrest vs Southern Illinois, 1987
14. 170 by Earl Easley & 137 by Putzer Dayton vs East Texas State, 1987
15. 125 by Rickey Jemison & 102 by Richard Kimble vs East Texas State, 1986
16. 134 by Rickey Jemison & 108 by Judious

Lewis vs Lamar, 1984

17. 124 by Erven Beasley & 101 by Dwayne Pittman vs UT-Martin, 1983
18. 118 by Bill Johnson & 100 by Tim Langford vs Austin Peay State, 1980
19. 154 by Joe Griffin & 148 by Larry Lawrence vs NW Louisiana, 1978
20. 138 by Dennis Bolden & 129 by Leroy Harris vs Southern Ill., 1976
21. 259 by Dennis Bolden & 136 by Leroy Harris vs McNeese St., 1975
22. 207 by Leroy Harris & 125 by David Hines vs Southwestern La., 1975
23. 146 by Tommy Foulks & 105 by David Hines vs Idaho, 1975

TEAM

MOST RUSHES

Game

1. 94 vs Delta State, 1951
2. 82 vs Southern Illinois, 1974
3. 81 vs Southern Illinois, 1982
4. 78 vs Illinois State, 1988
5. 78 vs East Texas State, 1986
6. 78 vs Northeast Louisiana, 1981

Season

1. 746 in 1975
2. 701 in 1952
3. 686 in 1986
4. 682 in 1988
5. 681 in 1981

MOST NET YARDS RUSHING

Game

1. 621 vs Tennessee-Martin, 1984
2. 604 vs East Texas State, 1987
3. 519 vs Eastern New Mexico, 1972
4. 512 vs Lamar, 1986
5. 488 vs Abilene Christian, 1973

Season

1. 3,745 in 1975
2. 3,308 in 1989
3. 3,291 in 1952
4. 3,283 in 1987
5. 3,266 in 1988

MOST TOUCHDOWNS RUSHING

Game

1. 11 vs East Texas State, 1987
2. 10 vs Tennessee-Martin, 1984
- T3. 8 vs. Tennessee-Martin, 2003
- 8 vs Abilene Christian, 1973
- 7 vs Lamar, 1970
- T6. 6 vs Florida International, 2005
- 6 vs Northwestern Louisiana, 1975
- 6 vs Southern Illinois, 1988

Season

1. 43 in 1951
2. 42 in 1975
3. 40 in 1952
4. 37 in 1987
5. 35 in 1984

MOST YARDS PER CARRY

Game

1. 9.9 vs. Tennessee-Martin, 2003
2. 9.7 vs Tennessee-Martin, 1984
3. 9.0 vs East Texas State, 1987
4. 8.7 vs Florida International, 2005
5. 8.5 vs Tennessee-Martin, 1983
6. 8.0 vs Tennessee-Martin, 2005
7. 7.8 vs Lamar, 1984
- 7.4 vs Lamar, 1986

Season

1. 5.1 in 1989
- T2. 5.0 in 1987
- 5.0 in 1984
- 5.0 in 1975
5. 4.9 in 1996
- T6. 4.8 in 2005
- 4.8 in 1988
- 4.8 in 1986

MOST YARDS PER GAME

Season

1. 340.5 in 1975
2. 329.1 in 1952
3. 315.2 in 1951
4. 300.7 in 1989
5. 298.5 in 1987

Lamont Zachery

ARKANSAS STATE FOOTBALL

Rushing Records

SINGLE-GAME RUSHING RECORDS

- 259, Dennis Bolden vs McNeese State, 1975
- 252, Calvin Harrell vs The Citadel, 1970
- 225, Reggie Arnold vs. Louisiana-Lafayette, 2007
- 215, Marquis Williams vs Nevada, 1993
- 213, Richie Voit vs Pittsburg State, 1951
- 212, Corey Walker vs Northern Illinois, 1995
- 211, David Mitchell vs Xavier, 1973
- 207, Leroy Harris vs Southwestern Louisiana, 1975
- 206, Danny Smith vs Idaho, 2002
- 200, Terry Gwin vs Tennessee Tech, 1965
- 196, Leroy Harris vs Texas-Arlington, 1976
- 194, Richard Kimble vs Lamar, 1989
- 194, Frank McGuigan vs Eastern Michigan, 1968
- 193, Antonio Warren vs Tulsa, 2002
- 192, Dennis Bolden vs Northeast Louisiana, 1976
- 189, Jonathan Adams vs. New Mexico State, 2001
- 188, Dennis Bolden vs Texas-Arlington, 1975
- 188, Larry Lawrence vs Southern Illinois, 1978
- 188, Dennis Bolden vs Southern Illinois, 1976
- 188, Erven Beasley vs McNeese State, 1981

CAREER YARDAGE LEADERS

	Carries	Yards	Average	TD
1. Richie Voit, 1950-53	771	3,947	5.1	57
2. Antonio Warren, 2002-05	603	3,040	5.0	12
3. Jonathan Adams, 1998-2001	668	3,005	4.5	17
4. Rickey Jemison, 1983-86	611	2,956	4.8	19
5. Calvin Harrell, 1968-71	660	2,935	4.5	26
6. Lamont Zachery, 1996-99	501	2,640	5.3	24
7. Richard Kimble, 1986-89	576	2,518	4.4	19
8. Corey Walker, 1993-96	568	2,340	4.1	20
9. Dwane Brown, 1984-87	595	2,192	3.7	33
10. Roy Johnson, 1988-1991	558	2,182	3.9	22
11. Reggie Arnold, 2006-cur.	372	2,132	5.7	13
12. Leroy Harris, 1975-76	274	1,920	7.0	15
13. Dennis Bolden, 1975-76	325	1,872	5.8	16
14. Dennis Forrest, 1986-89	264	1,780	6.7	13
15. Frank McGuigan, 1966-68	398	1,708	4.3	17

SEASON YARDAGE LEADERS

	Carries	Yards	Avg.	TD
1. Danny Smith, 2002	254	1,390	5.5	14
2. Richie Voit, 1952	207	1,250	6.0	17
3. Frank McGuigan, 1968	269	1,220	4.5	14
4. Dennis Bolden, 1975	186	1,191	6.4	11
5. Calvin Harrell, 1970	232	1,131	4.8	12
6. Richie Voit, 1951	227	1,125	5.0	21
7. Reggie Arnold, 2006	206	1,076	5.1	6
8. Antonio Warren, 2005	173	1,066	6.2	6
9. Reggie Arnold, 2007	163	1,060	6.5	9
10. Marquis Williams, 1993	250	1,060	4.2	5
11. Leroy Harris, 1976	150	1,046	7.0	12
12. Larry Lawrence, 1978	254	1,039	4.1	6
13. Antonio Warren, 2004	195	1,036	5.3	2
14. Corey Walker, 1995	212	1,013	4.8	9
15. Jonathan Adams, 2000	202	1,004	5.0	6

YEAR-BY-YEAR TOTAL RUSHING LEADERS

Year	Player	Carries	Yds	Avg.	TD
2007	Reggie Arnold	163	1060	6.5	9
2006	Reggie Arnold	209	1,076	5.1	4
2005	Antonio Warren	173	1,066	6.2	6
2004	Antonio Warren	195	1,036	5.3	2
2003	Shermar Bracey	112	530	4.7	8
2002	Danny Smith	254	1,390	5.5	14
2001	Jonathan Adams	235	1,004	4.3	5
2000	Jonathan Adams	202	1,002	5.0	6
1999	Lamont Zachery	172	846	4.9	4
1998	Lamont Zachery	122	558	4.6	9
1997	Lamont Zachery	97	386	4.0	7
1996	Lamont Zachery	114	846	7.4	4
1995	Corey Walker	212	1,013	4.8	9
1994	Corey Walker	175	630	3.6	2
1993	Marquis Williams	250	1,060	4.2	5
1992	Jerold Seymore	103	395	3.8	4
1991	Roy Johnson	170	782	4.6	12
1990	Larry Harris	90	490	5.5	3
1989	Richard Kimble	225	977	4.3	5
1988	Earl Easley	196	861	4.4	11
1987	Richard Kimble	146	533	3.7	7
1986	Rickey Jemison	224	1,002	4.5	3
1985	Rickey Jemison	175	918	5.3	5
1984	Rickey Jemison	177	888	5.0	11
1983	Dwayne Pittman	151	744	4.9	5
1982	Maurice Carthon	144	682	4.7	3
1981	Maurice Carthon	153	678	4.4	2
1980	Erven Beasley	84	433	5.2	2
1979	Anthony Williams	173	789	4.6	5
1978	Larry Lawrence	254	1,039	4.1	6
1977	Joe Griffin	115	635	5.5	0
1976	Leroy Harris	150	1,046	7.0	12
1975	Dennis Bolden	186	1,191	6.4	11
1974	Willie Harris	150	654	4.4	4
1973	David Mitchell	191	968	5.1	6
1972	Stan Winfrey	168	869	5.2	1
1971	Calvin Harrell	216	961	4.4	4
1970	Calvin Harrell	232	1,131	4.8	12
1969	Calvin Harrell	205	824	4.1	9
1968	Frank McGuigan	269	1,220	4.5	14
1967	Frank McGuigan	129	488	3.8	2
1966	Terry Gwin	135	607	4.5	7
1965	Terry Gwin	110	534	4.9	4
1964	Eddie Rickus	85	394	4.6	2
1963	Harold Wallin	72	281	3.9	4
1962	Dick Martillo	119	629	5.2	7
1961	Sammy Weir	85	345	4.1	3
1960	John Coffey	62	294	4.7	2
1959	Bill Caldwell	84	322	3.8	5
1958	Bill Nalley	50	248	5.0	1
1957	Eddie Romeo	82	425	5.2	4
1956	Eddie Romeo	111	701	6.3	5
1955	Don Riggs	67	498	7.4	6
1954	Bill Templeton	50	232	4.6	3
1953	Richie Voit	189	825	4.4	12
1952	Richie Voit	207	1,250	6.0	17
1951	Richie Voit	227	1,125	5.0	21
1950	Richie Voit	149	759	5.1	7

ARKANSAS STATE FOOTBALL

Passing Records

INDIVIDUAL

MOST PASSES ATTEMPTED

Game

- 53, Johnny Covington vs Louisiana Tech (1995)
- 50, Corey Leonard vs. North Texas (2006)
- 49, Cleo Lemon vs New Mexico State (1998)
- 47, Cleo Lemon vs Alabama-Birmingham (1997)
- 45, Johnny Covington vs San Jose State (1995)
- 44, Cleo Lemon vs Mississippi (1998)
- 44, James Hamilton vs Trinity (1971)
- 43, Nick Noce vs. Idaho (2004)
- 43, Cleo Lemon vs Utah State (2000)
- 43, Johnny Covington vs. Texas Tech (1995)

Season

- 387, Cleo Lemon (1998)
- 370, Johnny Covington (1995)
- 349, Corey Leonard (2007)
- 315, Nick Noce (2004)
- 282, Nick Noce (2005)
- 273, Elliot Jacobs (2003)
- 263, Roy Johnson (1991)
- 258, Elliot Jacobs (2002)
- 245, Roy Johnson (1990)
- 230, Cleo Lemon (1999)

Career

- 1,128, Cleo Lemon (1997-2000)
- 824, Johnny Covington (1992-95)
- 799, James Hamilton (1968-71)
- 680, Roy Johnson (1988-91)
- 638, Nick Noce (2003-05)
- 571, Corey Leonard (2006-present)**
- 516, Dwane Brown (1984-87)

MOST PASSES COMPLETED

Game

- 32, Johnny Covington vs San Jose State, 1995
- 29, Nick Noce vs Memphis, 2004
- 28, Jeremie Watkins vs East Carolina, 1996
- 27, Johnny Covington vs Louisiana Tech, 1995
- 25, Corey Leonard vs. North Texas, 2007
- 25, Cleo Lemon vs. New Mexico State, 1998
- 23, Corey Leonard vs. Texas, 2007
- 22, Corey Leonard vs. SMU, 2007
- 22, Nick Noce vs. Louisiana-Monroe, 2005
- 22, Cleo Lemon vs Utah State, 2000
- 22, Jeremie Watkins vs Louisiana Tech, 1996
- 22, Gary Everett vs Delta State, 1963

Season

- 194, Johnny Covington (1995)
- 183, Cleo Lemon (1998)
- 182, Corey Leonard (2007)
- 173, Cleo Lemon (2000)
- 164, Nick Noce (2004)
- 156, Nick Noce (2005)
- 145, Elliot Jacobs (2003)
- 136, Elliot Jacobs (2002)
- 120, Roy Johnson (1991)
- 118, Jeremie Watkins (1996)

Career

- 551, Cleo Lemon (1997-2000)
- 409, Johnny Covington (1992-95)
- 338, James Hamilton (1968-71)
- 328, Nick Noce (2003-05)
- 324, Elliot Jacobs (2001-03)
- 305, Roy Johnson (1988-91)
- 291, Corey Leonard (2006-present)**
- 235, Dwane Brown (1984-87)
- 187, Tim Langford (1980-83)
- 170, Kennon Taylor (1977-78)

MOST NET YARDS PASSING

Game

- 418, Nick Noce vs Memphis (2004)
- 403, Cleo Lemon vs. New Mexico State (1998)
- 376, Cleo Lemon vs Southwest Missouri St. (1997)
- 353, James Hamilton vs Drake (1968)
- 335, Cleo Lemon vs Southwestern La. (1997)
- 334, Cleo Lemon vs Southwestern La. (1998)
- 319, Jeremie Watkins vs Louisiana Tech (1996)
- 309, Cleo Lemon vs Mississippi (1999)
- 305, Corey Leonard vs. North Texas (2007)
- 302, Gary Everett vs Delta State (1963)

Season

- 2,721, Cleo Lemon (1998)
- 2,235, Corey Leonard (2007)
- 2,127, Johnny Covington (1995)
- 2,115, Nick Noce (2004)
- 2,052, Nick Noce (2005)
- 1,964, Cleo Lemon (2000)
- 1,751, Elliot Jacobs (2002)
- 1,747, Roy Johnson (1991)
- 1,622, James Hamilton (1970)
- 1,569, Cleo Lemon (1999)

Career

- 7,706, Cleo Lemon (1997-2000)
- 5,383, James Hamilton (1968-71)
- 4,597, Roy Johnson (1988-91)
- 4,426, Johnny Covington (1992-95)
- 4,343, Nick Noce (2003-05)
- 3,874, Elliot Jacobs (2001-03)
- 3,556, Corey Leonard (2006-present)**
- 3,480, Dwane Brown (1984-87)
- 2,491, Kennon Taylor (1977-78)
- 2,316, Tim Langford (1980-83)

MOST TOUCHDOWN PASSES

Game

- 5, Corey Leonard vs. Louisiana-Lafayette (2007)
- 4, Nine times

Season

- 16, Corey Leonard (2007)
- 15, Cleo Lemon (1999)
- 15, Jeremie Watkins (1996)
- 14, Cleo Lemon (1998)
- 14, Johnny Covington (1995)
- 13, Nick Noce (2004)
- 13, Cleo Lemon (2000)
- 13, Bill Caldwell (1959)
- 12, Nick Noce (2005)
- 10, Elliot Jacobs (2003)

Career

- 48, Cleo Lemon (1997-2000)
- 32, James Hamilton (1968-71)
- 25, Nick Noce (2003-05)
- 24, Corey Leonard (2006-present)**
- 24, Johnny Covington (1992-95)
- 22, Elliot Jacobs (2001-03)
- 22, Roy Johnson (1988-91)
- 22, Bill Caldwell (1957-59)
- 19, Dwane Brown (1984-87)
- 16, Jeremie Watkins (1996-97)

MOST PASSES HAD INTERCEPTED

Game

- 6, Gene Bradley vs Southern Mississippi (1979)
- 4, Nick Noce vs Idaho (2004)
- 4, Elliot Jacobs vs. Utah State (2003)
- 4, Jeremie Watkins vs Southern Utah (1997)
- 4, Cecil LaGrone vs Southwestern La. (1967)
- 4, Shelby Lee vs The Citadel (1963)

- 3, 15 times

Season

- 17, Gene Bradley (1979)
- 16, Nick Noce (2004)
- 16, Kennon Taylor (1978)
- 16, James Hamilton (1971)
- 16, Bill Caldwell (1959)
- 15, Corey Leonard (2007)
- 15, Roy Johnson (1991)

Career

- 45, James Hamilton (1968-71)
- 38, Roy Johnson (1988-91)
- 33, Nick Noce (2002-05)
- 33, Cleo Lemon (1997-2000)
- 33, Bill Caldwell (1957-59)
- 30, Johnny Covington (1992-95)

HIGHEST COMPLETION PERCENTAGE

Game (Min. 10 attempts)

- .917 (11-12), Tom Sears vs. Southern Ill. (1992)
- .857 (12-14), Tim Langford vs Lamar (1983)
- .846 (11-13), Nick Noce vs Florida International (2005)
- .818 (9-11), James Hamilton vs La. Tech (1971)
- .818 (9-11), James Hamilton vs Lamar (1971)
- .778 (14-18), Brent Pettus vs Memphis (1994)
- .769 (10-13), Gene Bradley vs East TX St. (1979)

Season (Min. 50 attempts)

- .590 (36-61), Brent Pettus (1994)
- .567 (38-67), Billy Sommers (1952)
- .567 (118-208), Jeremie Watkins (1996)
- .565 (173-306), Cleo Lemon (2000)
- .561 (46-82), Gary Everett (1963)
- .542 (90-166), Tim Langford (1983)
- .540 (5-176), Tom Sears (1992)
- .527 (136-258), Elliot Jacobs (2002)
- .524 (194-370), Johnny Covington (1995)
- .521 (182-349), Corey Leonard (2007)
- .521 (164-315), Nick Noce (2004)

Career (Min. 100 attempts)

- .539 (167-310), Jeremie Watkins, (1996-97)
- .510 (291-571), Corey Leonard (2006-cur.)**
- .508 (160-315), Brent Pettus (1994-97)
- .496 (409-825), Johnny Covington (1992-95)
- .492 (187-380), Tim Langford (1980-83)
- .491 (109-222), Corey Leonard, 2006-Present
- .491 (81-143), Gary Everett (1963-64)
- .488 (551-1,128), Cleo Lemon (1997-2000)
- .477 (52-109), James Billings (1956-58)
- .475 (106-223), Tommy Spiers (1954-56)

Elliot Jacobs

ARKANSAS STATE FOOTBALL

Passing Records

MOST YARDS PER COMPLETION

Game

- 63.5 (254 on 4), J. Hamilton vs Abilene Christian (1971)
- 35.5 (142 on 4), Bucky Layne vs Southwestern La. (1976)

Season

- 16.9 (1,622 on 96), James Hamilton (1970)
- 16.7 (1,205 on 72), Dwane Brown (1985)

MOST YARDS PER GAME

Season

- 226.8, Cleo Lemon (1998)
- 203.2, Corey Leonard (2007)
- 193.4, Johnny Covington (1995)
- 192.3, Nick Noce (2004)
- 181.5, Cleo Lemon (1997)
- 178.5, Cleo Lemon (2000)
- 162.2, James Hamilton (1970)
- 158.8, Roy Johnson (1991)
- 156.9, Cleo Lemon (1999)
- 156.1, Roy Johnson (1990)

Career

- 188.0, Cleo Lemon (1997-2000)
- 154.6, Corey Leonard (2007-current)**
- 141.7, James Hamilton (1968-71)
- 113.9, Elliot Jacobs (2001-03)
- 113.5, Johnny Covington (1992-95)
- 113.2, Kennon Taylor (1977-78)
- 110.1, Corey Leonard (2006-Present)
- 109.5, Roy Johnson (1988-91)

LONGEST PLAYS

- 98, J. Hamilton to Chet Douthit vs Lamar (1970)
- 89, T. Langford to Waddell Kelly vs Lamar (1982)
- 85, B. Spann to Dan Spensieri vs SW La. (1953)
- 84, Corey Leonard to David Johnson vs. ULL (2007)
- 84, T. Langford to Judious Lewis vs NE La. (1983)
- 84, Roy Johnson to Kendrick Bullard vs SW Missouri St., 1991
- 83, C. Lemon to J. Hickenbotham vs Richmond, (2000)
- 82, Cleo Lemon to Ron Teat vs. SW La. (1998)
- 81, C. Lemon to L. Johnson vs SW Missouri St. (1997)
- 80, Roy Johnson to K. Bullard vs LSU, (1991)
- 80, Roy Johnson to Blake Denison vs LSU (1991)
- 80, Tim Langford to Jerry Mack vs McNeese St., (1980)
- 80, K. Taylor to Jerome Miller vs La. Tech (1978)
- 80, J. Hamilton to Joe Waleszonja vs Eastern NM (1969)

TEAM

MOST PASSES ATTEMPTED

Game

- 53 vs. North Texas, 2007
- 53 vs Louisiana Tech, 1995
- 50 vs Alabama-Birmingham, 1997
- 49 vs Minnesota, 1998
- 49 vs New Mexico State, 1998
- 48 vs San Jose State, 1995
- 47 vs Mississippi, 1996
- 46 vs Alabama-Birmingham, 1996
- 46 vs Trinity, 1971
- 45 vs Northern Illinois, 1996
- 45 vs Texas Tech, 1995

Season

- 410 in 1998
- 409 in 1996
- 392 in 1995
- 388 in 2007
- 350 in 2000
- 343 in 1997
- 342 in 2004
- 328 in 2003
- 307 in 1990
- 293 in 1999

MOST PASSES COMPLETED

Game

- 34 vs San Jose State, 1995
- 29 vs Memphis, 2004
- 28 vs Mississippi, 1996
- 27 vs Louisiana Tech, 1995
- 26 vs. North Texas, 2007
- 26 vs Missouri, 2004
- 26 vs Northern Illinois, 1996
- 26 vs East Carolina, 1996
- 25 vs Idaho, 1998
- 24 vs. Texas, 2007

Season

- 217 in 2000
- 213 in 1996
- 206 in 1995
- 205 in 2007
- 194 in 1998
- 177 in 2004
- 161 in 2003
- 157 in 1997
- 150 in 2002
- 144 in 2006

MOST NET YARDS PASSING

Game

- 418 vs Memphis, 2004
- 403 vs New Mexico State, 1998
- 376 vs Southwest Missouri State, 1997
- 353 vs Drake, 1968
- 350 vs Missouri, 2004
- 341 vs Mississippi, 1996
- 335 vs Southwestern Louisiana, 1997
- 334 vs Southwestern Louisiana, 1998
- 334 vs Jacksonville State, 1995
- 322 vs Louisiana Tech, 1996

Season

- 2,875 in 1998
- 2,446 in 2007
- 2,388 in 1996
- 2,270 in 2004
- 2,267 in 1997
- 2,263 in 1995
- 2,118 in 1970
- 2,023 in 2000
- 1,999 in 1999
- 1,887 in 1990
- 1,868 in 2002
- 1,817 in 2003

MOST TOUCHDOWNS PASSING

Game

- 5 vs. Louisiana-Lafayette, 2007
- 5 vs Southern Arkansas, 1958
- 4 vs eight teams (last vs. Memphis, 2004)

Season

- 19 in 1999
- 19 in 1996
- 16 in 2007
- 16 in 1995
- 15 in 1998
- 14 in 1959
- 14 in 1951
- 14 in 2000
- 14 in 2004
- 13 in 1979
- 13 in 1977
- 13 in 1974

MOST PASSES HAD INTERCEPTED

Game

- 6 vs Southern Mississippi, 1979
- 5 vs Southern Utah, 1997
- 5 vs Mississippi State, 1994
- 4 vs Louisiana State, 1991
- 4 vs Louisiana Tech, 1981
- 4 vs Trinity, 1971
- 4 vs Lamar, 1971
- 4 vs Minnesota, 1995
- 4 vs. Idaho, 2004

Season

- 21 in 1959
- 21 in 2003
- 20 in 1996
- 20 in 1971
- 19 in 1958
- 18 in 1979

HIGHEST COMPLETION PERCENTAGE

Game

- .917 (11-12) vs Southern Illinois, 1992
- .778 (14-18) vs Memphis, 1994
- .769 (10-13) vs East Texas State, 1979
- .750 (9-12) vs Louisiana Tech, 1985
- .750 (9-12) vs Louisiana Tech, 1971

Season

- .558 (177-317) in 2000
- .528 (205-388) in 2007
- .526 (206-392) in 1995
- .521 (213-401) in 1996
- .518 (177-342) in 2004
- .517 (150-290) in 2002
- .505 (96-190) in 1983
- .504 (132-262) in 1992
- .504 (62-123) in 1982
- .504 (71-141) in 1964 (71-141)

MOST PASSING YARDS PER GAME

Season

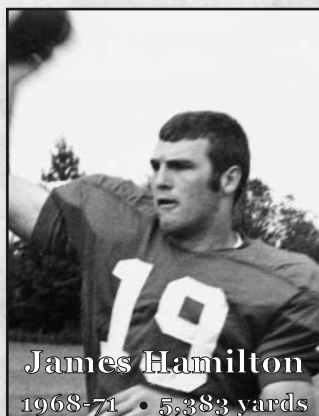
- 239.6 in 1998
- 217.1 in 1996
- 206.4 in 2004
- 206.1 in 1997
- 205.7 in 1995
- 203.8 in 2007
- 183.9 in 2000
- 182.5 in 1970
- 181.7 in 1999
- 171.6 in 1990

YEAR-BY-YEAR TOTAL PASSING LEADERS


Year	Player	Att	Com	Int	Yds	Pct.	TD
2007	Corey Leonard	349	182	15	2,235	.521	16
2006	Corey Leonard	222	109	8	1,321	.491	8
2005	Nick Noce	282	156	10	2,052	.553	12
2004	Nick Noce	315	164	16	2,115	.521	13
2003	Elliot Jacobs	273	145	13	1,537	.531	10
2002	Elliot Jacobs	258	136	7	1,751	.527	7
2001	Elliot Jacobs	102	43	7	586	.422	5
2000	Cleo Lemon	306	173	7	1,964	.565	13
1999	Cleo Lemon	230	105	8	1,569	.457	15
1998	Cleo Lemon	387	183	10	2,721	.463	14
1997	Cleo Lemon	205	90	8	1,452	.439	6
1996	J. Watkins	208	118	9	1,481	.567	15
1995	J. Covington	370	194	13	2,127	.524	14
1994	J. Covington	185	85	5	830	.459	6
1993	J. Covington	184	94	5	1,069	.511	3
1992	Tom Sears	176	95	10	1,159	.540	3
1991	Roy Johnson	263	120	15	1,747	.456	7
1990	Roy Johnson	245	101	14	1,561	.412	9
1989	Roy Johnson	122	61	6	941	.500	6
1988	Roy Johnson	50	23	3	348	.460	0
1987	Dwane Brown	96	46	4	665	.479	3
1986	Dwane Brown	120	58	5	862	.483	5
1985	Dwane Brown	152	72	8	1,205	.474	9
1984	Dwane Brown	148	59	7	748	.400	2
1983	Tim Langford	166	90	8	1,156	.542	6
1982	Tim Langford	80	39	4	534	.487	4
1981	Tim Langford	63	31	8	345	.492	3
1980	Tim Langford	71	27	9	281	.380	1
1979	Gene Bradley	198	91	17	1,091	.460	7
1978	Kennon Taylor	182	78	16	1,087	.429	4
1977	Kennon Taylor	190	92	12	1,404	.484	5
1976	Bucky Layne	62	28	4	551	.452	3
1975	David Hines	70	26	7	395	.371	2
1974	James Flynn	89	39	10	425	.438	1
1973	Steve Burks	73	32	5	407	.438	2
1972	James Flynn	66	21	7	459	.318	0
1971	J. Hamilton	199	81	16	1,351	.407	6
1970	J. Hamilton	200	96	12	1,622	.480	9
1969	J. Hamilton	184	79	9	1,172	.429	8
1968	J. Hamilton	216	82	8	1,238	.380	9
1967	Cecil LaGrone	145	70	9	900	.483	2
1966	Tim Keane	158	70	10	1,015	.443	4
1965	Tim Keane	67	27	3	326	.403	1
1964	Gary Everett	81	35	7	454	.432	4
1963	Gary Everett	82	46	6	692	.561	8
1962	Sammy Weir	75	30	9	370	.400	2
1961	Jim McMurray	70	30	6	331	.429	2
1960	Jim McMurray	77	30	5	344	.390	2
1959	Bill Caldwell	132	62	16	959	.470	13
1958	Bill Caldwell	62	27	9	388	.435	3
1957	Bill Caldwell	65	28	7	501	.431	3
1956	Tommy Spiers	76	32	8	396	.421	5
1955	Tommy Spiers	98	44	7	519	.458	4
1954	Tommy Spiers	49	30	3	368	.612	3
1953	Bobby Spann	51	18	6	334	.353	5
1952	Billy Sommers	67	38	4	610	.567	8
1951	Billy Sommers	43	20	5	261	.465	7

ARKANSAS STATE FOOTBALL


Top Arkansas State Passers




James Hamilton
1968-71 • 5,383 yards




Roy Johnson
1988-91 • 4,597 yards



Johnny Covington
1992-95 • 4,426 yards



Corey Leonard
2006-cur. • 3,556 yards



CLEO LEMON

ASU's all-time leading passer (7,706 yards) and holder of 16 records at ASU, including the career marks for completions and passing touchdowns.

CAREER YARDAGE LEADERS

	Att	Com	Int	Yds	Pct.	TD
1. Cleo Lemon, 1997-2000	1,128	551	33	7,706	.488	48
2. James Hamilton, 1968-71	799	338	45	5,383	.423	32
3. Roy Johnson, 1988-91	680	305	38	4,597	.449	22
4. Johnny Covington, 1992-95	824	409	30	4,426	.496	24
5. Corey Leonard, 2006-Cur.	291	571	23	3,556	.509	24
6. Dwane Brown, 1984-87	516	235	24	3,480	.455	19
7. Kennon Taylor, 1977-78	372	170	28	2,491	.457	9
8. Elliot Jacobs, 2001-2003	360	179	14	2,337	.497	12
9. Tim Langford, 1980-83	380	187	29	2,316	.492	14
10. Nick Noce, 2003-now	346	172	23	2,291	.497	13

SEASON YARDAGE LEADERS

	Att	Com	Int	Yds	Pct.	TD
1. Cleo Lemon, 1998	387	183	10	2,721	.463	14
2. Corey Leonard, 2007	349	182	15	2,235	.521	16
3. Johnny Covington, 1995	370	194	13	2,127	.524	14
4. Nick Noce, 2004	315	164	16	2,115	.521	13
5. Cleo Lemon, 2000	306	173	7	1,964	.565	13
6. Elliot Jacobs, 2002	258	136	7	1,751	.527	7
7. Roy Johnson, 1991	263	120	15	1,747	.456	7
8. James Hamilton, 1970	200	96	12	1,622	.480	9
9. Cleo Lemon, 1999	230	105	8	1,569	.457	15
10. Roy Johnson, 1990	245	101	14	1,561	.412	9

ARKANSAS STATE FOOTBALL

Top Arkansas State Receivers

ROBERT KILOW


Kilow set or tied five ASU receiving records in just three seasons, including receptions (158), and finished his career with 2,446 receiving yards.

CAREER RECEPTION LEADERS


	No.	Yards	Avg.	TD
1. Robert Kilow, 1998-00	158	2,446	15.5	10
2. Lennie Johnson, 1995-98	156	2,730	17.5	12
3. Levi Dejohnette, 2004-07	152	1,816	11.9	7
4. Reginald Murphy, 1993-96	121	1,381	11.4	3
5. Fred Barnett, 1986-89	95	1,571	16.5	8
6. Gerald Jumper, 1964-67	93	1,396	15.0	1
7. Chuck Walker, 2001-04	92	1,157	12.6	3
8. Corey Walker, 1993-96	90	730	8.1	7
9. James Hickenbotham, 1999-02	84	1,315	15.7	9
10. Jerome Stegall, 2001-04	81	1,077	13.3	6

SEASON RECEPTION LEADERS

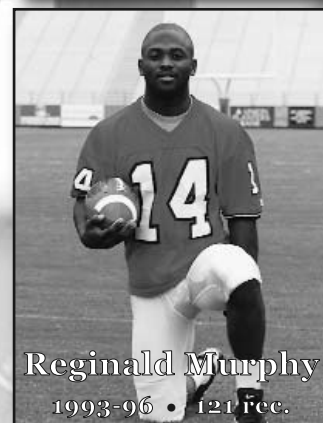
	No.	Yards	Avg.	TD
1. Robert Kilow	72	1,002	13.9	3
2. Levi Dejohnette	61	701	11.5	2
3. Robert Kilow	57	783	13.7	5
4. Lennie Johnson	55	901	16.4	2
5. Lennie Johnson	47	727	15.5	0
6. Gerald Jumper, 1967	47	727	15.5	0
7. Lennie Johnson	46	862	18.7	4
8. Chet Douthit, 1970	43	955	22.2	5
9. Reginald Murphy, 1996	42	473	11.3	2
10. Corey Walker, 1995	42	411	9.8	4




Lennie Johnson
1995-98 • 156 rec.



Levi Dejohnette
2004-07 • 152 rec.



Reginald Murphy
1993-96 • 121 rec.



Fred Barnett
1986-89 • 95 rec.

ARKANSAS STATE FOOTBALL

Receiving Records

INDIVIDUAL

MOST PASSES CAUGHT

Game

- 11, Robert Kilow vs Mississippi (1999)
- 11, J.J. Washington vs Northern Illinois (1996)
- 10, Robert Kilow vs Utah State (2000)
- 10, Robert Kilow vs Boise State (2000)
- 10, Robert Kilow vs Illinois (1999)
- 10, Lennie Johnson vs Louisiana Tech (1996)
- 10, Corey Walker vs Louisiana Tech (1996)
- 10, Corey Walker vs Ole Miss (1996)
- 10, Chet Douthit vs Louisiana Tech (1970)
- 10, C. Douthit vs Southeastern La. Tech (1970)
- 10, Gerald Jumper vs The Citadel (1967)

Season

- 72, Robert Kilow (2000)
- 61, Levi Dejohnette (2007)
- 57, Robert Kilow (1999)
- 55, Lennie Johnson (1998)
- 47, Lennie Johnson (1996)
- 47, Gerald Jumper (1967)
- 46, Lennie Johnson (1997)
- 43, Levi Dejohnette (2005)
- 43, Chet Douthit (1970)
- 42, Reginald Murphy (1996)
- 42, Corey Walker (1995)

Career

- 158, Robert Kilow (1998-2000)
- 156, Lennie Johnson (1995-98)
- 152, Levi Dejohnette (2004-07)
- 121, Reginald Murphy (1993-96)
- 95, Fred Barnett (1986-89)
- 93, Gerald Jumper (1964-67)
- 92, Chuck Walker (2001-04)
- 90, Corey Walker (1993-96)
- 84, James Hickenbotham (1999-2002)
- 81, Jerome Stegall (2001-04)

MOST YARDS GAINED

Game

- 284, Lennie Johnson vs SW Missouri St. (1997)
- 254, Robert Kilow vs Mississippi (1999)
- 196, Dikki Dyson vs Louisiana Tech (1977)
- 188, Chet Douthit vs Louisiana Tech (1970)
- 184, Chet Douthit vs Lamar (1970)
- 175, Lennie Johnson vs Louisiana Tech (1996)
- 170, Lennie Johnson vs New Mexico St. (1998)
- 168, Gerald Jumper vs Tennessee Tech (1966)
- 164, Fred Barnett vs Louisiana Tech (1989)

Season

- 1,002, Robert Kilow (2000)
- 955, Chet Douthit (1970)
- 901, Lennie Johnson (1998)
- 862, Lennie Johnson (1997)
- 796, Lennie Johnson (1996)
- 783, Robert Kilow (1999)
- 727, Gerald Jumper (1967)
- 710, Dikki Dyson (1977)
- 701, Levi Dejohnette (2007)
- 667, Cazzy Francis (1985)

Career

- 2,730, Lennie Johnson (1995-98)
- 2,446, Robert Kilow (1998-00)
- 1,816, Levi Dejohnette (2004-07)
- 1,571, Fred Barnett (1986-89)
- 1,396, Gerald Jumper (1964-67)
- 1,335, Kendrick Bullard (1990-92)
- 1,331, Reginald Murphy (1993-96)
- 1,315, James Hickenbotham (1999-2002)
- 1,216, Steve Lockhart (1969-71)
- 1,106, Chet Douthit (1969-70)

MOST TOUCHDOWN CATCHES

Game

- 4, Alfred Bentley vs Central Missouri State (1959)
- 2, several times

Season

- 10, Alfred Bentley (1959)
- 10, John Koldus (1951)
- 6, Alvin Powell (2001)
- 6, Kendrick Bullard (1990)
- 5, Robert Kilow (1999)
- 5, Ron Teat (1998)
- 5, Cazzy Francis (1985)
- 5, Chet Douthit (1970)
- 5, Lennie Johnson (1996)

Career

- 15, John Koldus (1950-52)
- 13, Alfred Bentley (1959-60)
- 12, Lennie Johnson (1995-98)
- 10, Robert Kilow (1998-00)
- 10, Kendrick Bullard (1990-92)
- 9, James Hickenbotham (1999-2002)
- 8, J.J. Washington (1995-99)
- 8, Ron Teat (1996-98)
- 8, Fred Barnett (1986-89)
- 8, Cazzy Francis (1985-86)

MOST YARDS PER CATCH

Game (Min. 3 catches)

- 43.0 (3-129), Cazzy Francis vs NE La. (1985)
- 41.3 (3-124), J. Waleszonias vs Eastern NM (1969)
- 40.6 (7-284), L. Johnson vs SW Missouri. St. (1997)
- 40.3 (3-121), Kendrick Bullard vs Ole Miss (1990)
- 40.0 (3-120), Steve Lockhart vs Drake (1969)
- 37.7 (3-113) Chuck Walker vs. LSU (2004)

Season

- 22.8, Robert Kilow (1998)
- 22.2, Chet Douthit (1970)
- 21.4, Lennie Johnson (1995)
- 20.8, Cazzy Francis (1985)
- 20.4, David Johnson (2007)
- 20.1, James Hickenbotham (1999)
- 19.8, Judious Lewis (1983)
- 19.8, Alfred Bentley (1959)

Career

- 22.1, Chet Douthit (1969-70)
- 20.5, Kendrick Bullard (1990-92)
- 20.1, Cazzy Francis (1985-86)
- 18.3, Alfred Bentley (1959-60)
- 17.6, David Johnson (2005-Present)**
- 17.5, Lennie Johnson (1995-98)
- 17.5, Jerome Miller (1975-79)
- 17.3, Judious Lewis (1983-84)

MOST 100-YARD RECEIVING GAMES

Season

- 5, Robert Kilow (2000)
- 4, Lennie Johnson (1996)
- 4, Chet Douthit (1970)
- 3, Lennie Johnson (1997)
- 3, Fred Barnett (1989)
- 2, Chuck Walker (2004)
- 2, Mike Cox (2002)
- 2, Kendrick Bullard (1990)


Levi Dejohnette

ARKANSAS STATE FOOTBALL

Receiving Records

SINGLE-GAME RECEIVING YARDS RECORDS

1. 284, Lennie Johnson vs Southwest Missouri State, 1999 (7 catches)
2. 254, Robert Kilow vs Mississippi, 1999 (11 catches)
3. 196, Dikki Dyson vs Louisiana Tech, 1977 (7 catches)
4. 188, Chet Douthit vs Louisiana Tech, 1970 (10 catches)
5. 184, Chet Douthit vs Lamar, 1970 (6 catches)
6. 175, Lennie Johnson vs Louisiana Tech, 1996 (10 catches)
7. 170, Lennie Johnson vs New Mexico State, 1998 (7 catches)
8. 168, Gerald Jumper vs Tennessee Tech, 1966 (9 catches)
9. 164, Fred Barnett vs Louisiana Tech, 1989 (7 catches)
10. 156, Robert Kilow vs Memphis, 2000 (7 catches)
11. 153, Fred Barnett vs Mississippi College, 1987 (7 catches)
- T12. 152, Robert Kilow vs Richmond, 2000 (7 catches)
- 152, Chet Douthit vs Southeastern Louisiana, 1970 (10 catches)
- T14. 145, Kearney Blalack vs Abilene Christian, 1971 (2 catches)
- 145, Lennie Johnson vs Mississippi, 1996 (7 catches)
16. 143, J.J. Washington vs Northern Illinois, 1996 (11 catches)
17. 140, Cazzy Francis vs Mississippi, 1985 (6 catches)
18. 136, Chet Douthit vs North Dakota, 1970 (5 catches)
19. 135, Robert Kilow vs. Boise State, 2000 (10 catches)
20. 134, Lennie Johnson vs Southwestern Louisiana, 1998 (8 catches)
- T21. 132, Derrick Austin vs Utah State, 1995 (6 catches)
- 132, Blake Denison vs Louisiana State, 1991 (6 catches)
23. 130, Joe Waleszonias vs Southwestern Louisiana, 1968 (5 catches)
24. 129, Cazzy Francis vs Northeast Louisiana, 1985 (3 catches)
25. 126, Chuck Walker vs Missouri, 2004 (3 catches)



Chet Douthit recorded 955 receiving yards in 1970, the second most for a single season in ASU history.

YEAR-BY-YEAR TOTAL RECEIVING LEADERS

Year	Player	No.	Yds	Avg.	TD
2007	Levi Dejohnette	61	701	11.5	2
2006	Kevin Jones	25	355	14.2	2
2005	Levi Dejohnette	43	554	12.9	1
2004	Chuck Walker	38	589	15.5	2
2003	Mike Cox	35	477	13.6	1
2002	James Hickenbotham	27	468	17.3	3
2001	Alvin Powell	36	507	14.1	6
2000	Robert Kilow	72	1,002	13.9	3
1999	Robert Kilow	57	783	13.7	5
1998	Lennie Johnson	55	901	16.4	2
1997	Lennie Johnson	46	852	18.7	4
1996	Lennie Johnson	47	796	16.9	5
1995	Corey Walker	42	411	9.8	4
1994	Derrick Austin	27	347	12.9	2
1993	Derrick Austin	22	309	14.1	1
1992	Kendricke Bullard	22	325	14.8	2
	Jerrold Seymore	22	170	7.7	1
	Jack Dollarhide	22	260	11.8	1
1991	Kendricke Bullard	29	507	17.5	2
1990	Chris Collier	24	223	9.3	3
	Blake Denison	24	349	14.5	1
1989	Fred Barnett	38	643	16.9	4
1988	Fred Barnett	12	141	11.8	0
1987	Fred Barnett	32	608	19.0	4
1986	Cazzy Francis	21	400	19.1	3
1985	Cazzy Francis	32	667	20.8	5
1984	Judious Lewis	23	323	14.0	0
1983	Judious Lewis	30	595	19.8	3
1982	Waddell Kelly	12	170	14.2	1
1981	Maurice Carthon	12	99	8.3	0
1980	Lee Charles Wright	9	95	10.6	1
1979	Anthony Williams	22	123	5.6	1
1978	Jerome Miller	24	473	19.7	2
1977	Dikki Dyson	40	710	17.8	1
1976	Orna Middlebrook	13	215	16.5	2
1975	Orna Middlebrook	11	169	15.4	0
1974	Jaime Klipsch	16	217	13.6	1
1973	Jaime Klipsch	12	178	14.8	0
1972	Steve Burks	9	170	18.9	0
1971	Steve Lockhart	27	382	14.1	2
1970	Chet Douthit	43	955	22.2	5
1969	Steve Lockhart	30	482	15.1	1
1968	Joe Waleszonias	29	507	17.5	2
1967	Gerald Jumper	47	727	15.5	0
1966	Gerald Jumper	32	511	16.0	1
1965	Gerald Jumper	12	139	11.6	0
1964	Bill Pagano	14	210	15.0	3
1963	Bill Pagano	12	198	16.5	3
1962	Hassel McCain	10	133	13.3	1
1961	Gilbert Arnold	11	108	9.8	0
1960	Alfred Bentley	19	305	16.1	3
1959	Alfred Bentley	28	554	19.8	10
1958	Don Riggs	17	242	14.2	3
1957	Howard Cissell	10	138	13.8	2
1956	Bob Gray	13	179	13.8	2
1955	Howard Cissell	10	129	12.9	1
	Jim Turley	10	132	13.2	2
1954	Dan Spensieri	12	225	18.8	1
1953	Ronnie Allen	18	265	14.7	7
1951	John Koldus	20	488	24.4	10

ARKANSAS STATE FOOTBALL

Scoring Records

INDIVIDUAL

MOST POINTS SCORED

Game

- T1. 42, Steve Burks vs Abilene Christian (1973)
- 42, Clifton Keller vs Central Arkansas (1917)
- 3. 30, Corey Walker vs Louisiana Tech (1996)
- T4. 24, Earl Easley vs Southern Illinois (1988)
- 24, Preston Maddox vs North Texas (1985)
- 24, Rickey Jemison vs Northeast Louisiana (1984)
- 24, David Hines vs Northwestern La. (1975)
- 24, Lamont Zachery vs Southwestern La. (1997)
- 24, Danny Smith vs Idaho (2002)

Season

- 1. 126, Richie Voit (1951)
- 2. 110, Steve Burks (1973)
- T3. 102, David Hines (1975)
- 102, Richie Voit (1952)

Career

- 1. 342, Richie Voit (1950-53)
- 2. 234, Eric Neihouse (2002-05)
- 3. 198, Dwane Brown (1984-87)
- 4. 195, Jeff Caldwell (1993-96)
- 5. 186, Lamont Zachery (1996-99)
- 6. 182, Steve Burks (1971-74)
- 7. 178, Doug Dobbs (1976-79)
- T8. 170, Scott Roper (1986-87)
- 170, Corey Walker (1993-96)

MOST TOUCHDOWNS SCORED

Game

- T1. 7, Steve Burks vs Abilene Christian (1973)
- 7, Clifton Keller vs Central Arkansas (1917)
- 3. 5, Corey Walker vs Louisiana Tech (1996)

Season

- 1. 21, Richie Voit (1951)
- 2. 18, Steve Burks (1973)
- T3. 17, David Hines (1975)
- 17, Richie Voit (1952)
- 15, Frank McGuigan (1968)

Career

- 1. 57, Richie Voit (1950-53)
- 2. 33, Dwane Brown (1984-87)
- 3. 31, Lamont Zachery (1996-99)
- 4. 30, Steve Burks (1971-74)
- 5. 28, Corey Walker (1993-96)
- T6. 26, Calvin Harrell (1969-71)
- 26, Steve Gankiewicz (1964-67)
- 26, Lamont Zachery (1996-99)

MOST POINTS BY KICKING

Game

- 1. 19, Scott Roper vs UNT, 1986 (5 FG, 4 PAT)
- T2. 14, Scott Roper vs NE La., 1986 (4 FG, 2 PAT)
- 14, S. McDonald vs Central Mich., 1981 (4 FG, 2 PAT)
- 4. 13, Scott Roper vs La. Tech, 1987 (3 FG, 4 PAT)

Season

- 1. 96, Scott Roper, 1986 (21 FG, 33 PAT)
- 2. 79, Josh Arauco, 2007 (15 FG, 34 PAT)
- T3. 74, Eric Neihouse, 2005 (13 FG, 35 PAT)
- 74, Scott Roper, 1987 (11 FG, 41 PAT)
- T5. 68, Jeff Caldwell, 1996 (12 FG, 32 PAT)
- 68, Bobby Gentry, 1970 (11 FG, 35 PAT)
- 7. 61, Doug Dobbs, 1978 (17 FG, 10 PAT)
- T8. 59, Eric Neihouse, 2004 (11 FG, 26 PAT)
- 59, Joe Duren, 1974 (12 FG, 23 PAT)

Career

- 1. 234, Eric Neihouse, 2002- (37 FG, 123 PAT)
- 2. 195, Jeff Caldwell, 1993-96 (40 FG, 75 PAT)
- 3. 178, Doug Dobbs, 1976-79 (35 FG, 73 PAT)
- 4. 170, Scott Roper, 1986-87 (32 FG, 74 PAT)
- 5. 165, Joe Duren, 1971-74 (27 FG, 84 PAT)
- 6. **131, Josh Arauco, 2006-Cur. (27 FG, 50 PAT)**
- 7. 126, Ryan Jose, 1989-92 (17 FG, 75 PAT)

MOST FIELD GOALS ATTEMPTED

Game

- T1. 5, Andy McPherson vs Minnesota (1998)
- 5, Scott Roper vs North Texas (1986)
- 5, Scott Roper vs Northeast Louisiana (1986)
- 5, Joe Duren vs Northeast Louisiana (1972)

- T5. 4, eight times

Season

- 1. 28, Scott Roper (1986)
- 2. 23, Josh Arauco (2007)
- T3. 22, Eric Neihouse (2002)
- 22, Eric Neihouse (2005)
- 22, Doug Dobbs (1978)

- T6. 21, Joe Duren (1971)
- 21, Scott Roper (1987)
- 21, Scott McDonald (1981)

Career

- 1. 67, Eric Neihouse (2002-05)
- 2. 65, Joe Duren (1971-74)
- 3. 57, Jeff Caldwell (1993-96)
- 4. 53, Doug Dobbs (1976-79)
- 5. 49, Scott Roper (1986-87)

MOST FIELD GOALS MADE

Game

- 1. 5, Scott Roper vs North Texas (1986)
- T2. 4, Scott Roper vs Northeast Louisiana (1986)
- 4, Scott McDonald vs Central Michigan (1981)
- 4. 3, 10 times (last Josh Arauco vs. Troy, 2006)

Season

- 1. 21, Scott Roper, 1986
- 2. 17, Doug Dobbs, 1978
- 3. 15, Josh Arauco, 2007
- 4. 14, Jeff Caldwell, 1993
- 5. 13, Eric Neihouse, 2005
- T6. 12, Josh Arauco, 2006
- 12, Andy McPherson, 1998
- 12, Scott McDonald, 1981
- 12, Joe Duren, 1974
- 12, Jeff Caldwell, 1996

Career

- 1. 40, Jeff Caldwell (1993-96)
- 2. 37, Eric Neihouse (2002-05)
- 3. 35, Doug Dobbs (1976-79)
- 4. 32, Scott Roper (1986-87)
- 5. 28, Jeff Caldwell (1993-95)
- T6. **27, Josh Arauco (2006-Present)**
- 27, Joe Duren (1971-74)

MOST CONSECUTIVE FIELD GOALS

T1. 10, Josh Arauco (2006)

- 10, Jeff Caldwell (1993)
- 10, Scott Roper (1986)
- 2. 8, Josh Arauco (2007)
- T3. 7, Scott McDonald (1981)
- 7, Doug Dobbs (1978)

MOST EXTRA POINT ATTEMPTS

Game

- 1. 11, Scott Roper vs East Texas State (1987)
- T2. 10, Stuart Reid vs Tennessee-Martin (1984)
- 10, Bobby Gentry vs Lamar (1970)
- 10, Don LaPlante vs Southern Illinois (1951)
- T5. 9, Eric Neihouse vs. Tennessee-Martin (2003)
- 9, Eric Neihouse vs. Florida International (2005)
- 9, Andy Hooper vs St. Mary (Kan.) (1963)

Season

- 1. 54, Don LaPlante (1951)
- 2. 43, Scott Roper (1987)
- 3. 39, Bobby Gentry (1970)
- 4. 37, Stuart Reid (1985)
- 5. 35, Eric Neihouse (2005)
- T6. 34, Josh Arauco (2007)
- 34, Scott Roper (1986)

Career

- 1. 125, Eric Neihouse (2002-05)
- 2. 123, Don LaPlante (1950-52)
- 3. 90, Joe Duren (1971-74)
- 4. 80, Doug Dobbs (1976-79)
- 5. 79, Ryan Jose (1989-91)
- 6. 78, Jeff Caldwell (1993-96)
- 7. 77, Scott Roper (1986-87)

MOST EXTRA POINTS MADE

Game

- 1. 11, Scott Roper vs East Texas State (1987)
- T2. 9, Eric Neihouse vs. Florida International (2005)
- 9, Eric Neihouse vs. Tennessee-Martin (2003)
- 9, Stuart Reid vs Tennessee-Martin (1984)
- 9, Bobby Gentry vs Lamar (1970)
- T6. 8, Eric Neihouse vs. Tenn.-Martin (2005)
- 8, Scott Roper vs Lamar (1986)
- 8, Stuart Reid vs North Texas (1985)
- 8, Don LaPlante vs Southern Illinois (1951)

Season

- 1. 43, Don LaPlante (1951)
- 2. 41, Scott Roper (1987)
- T3. 35, Eric Neihouse (2005)
- 35, Bobby Gentry (1970)
- T5. 34, Josh Arauco (2007)
- 34, Stuart Reid (1985)

Scott Roper

ARKANSAS STATE FOOTBALL

Scoring Records

7. 33, Scott Roper (1986)

Career

- 123, Eric Neihouse (2002-05)
- 96, Don LaPlante (1950-52)
- 84, Joe Duren (1971-74)
- 75, Jeff Caldwell (1993-96)
- 74, Scott Roper (1986-87)
- 73, Doug Dobbs (1976-79)
- 72, Ryan Jose (1989-91)

MOST CONSECUTIVE EXTRA POINTS MADE

- 78, Eric Neihouse (2003-05)
- 46, Scott Roper (1986-87)
- 38, Josh Arauco (2006-current)
- 33, Joe Duren (1973-74)
- 32, Jeff Caldwell (1996)
- 30, Jeff Caldwell (1993-95)
- 27, Nick Gatto (1999)
- 25, Ryan Jose (1990-91)
- 21, Joe Duren (1971-72)
- 20, Bobby Gentry (1970)

LONGEST FIELD GOALS

- T1. 63, Scott Roper vs UNT (1987)
63, Joe Duren vs McNeese St. (1974)
3. 56, Joe Duren vs McNeese St. (1974)
4. 52, Jim Tarle vs Northern Ill. (1995)
- T5. 51, Scott McDonald vs Central Mich. (1981)
51, Joe Duren vs Lamar (1974)
- T7. 50, Eric Neihouse vs ULM (2005)
50, Scott Roper vs UNT (1986)
- T9. 49, Eric Neihouse vs Troy (2005)
49, Eric Neihouse vs. MT (2004)
49, Jim Tarle vs Memphis (1994)
49, Mike Everett vs ACU (1967)

MOST FIELD GOALS 50 YARDS OR MORE

1. 2, Joe Duren vs McNeese, 1974 (63 & 56)

Season

- 3, Joe Duren, 1974 (63, 56, 51)

Career

- 3, Joe Duren, 1971-74 (63, 56, 51)
 - 2, Scott Roper, 1986-87 (63, 50)
- T3. 1, Eric Neihouse, 2002-05 (50)
- 1, Scott McDonald, 1981-83 (51)
 - 1, Jim Tarle, 1994-95 (52)

TEAM

MOST POINTS

Game

- 101 vs Central Arkansas, 1917
 - 77 vs East Texas State, 1987
 - 72 vs Tennessee-Martin, 1984
- T4. 69 vs Lamar, 1970
69 vs Arkansas College, 1913

Season

- 456 in 1951
- 452 in 1986
- 395 in 1987
- 360 in 1970
- 355 in 1975
- 351 in 1952

MOST TOUCHDOWNS

Game

- 11 vs East Texas State, 1987
- T2. 10 vs Tennessee-Martin, 1984
10 vs Lamar, 1970
4. 9 vs Florida International, 2005
8 vs Lamar, 1986

Season

- 57 in 1951
- 50 in 1975
- 49 in 1952
- 43 in 1987
- 42 in 1970

MOST EXTRA POINT KICK ATTEMPTS

Game

- 11 vs East Texas State, 1987
- T2. 10 vs Lamar, 1970
10 vs Tennessee-Martin, 1984
10 vs Southern Illinois, 1951
- T5. 9 vs Florida International, 2005
9 vs Eastern New Mexico, 1969
9 vs St. Mary (Kan.), 1963

Season

- 57 in 1951
 - 49 in 1952
 - 42 in 1975
 - 39 in 1970
- T5. 38 in 1985
38 in 1984

MOST EXTRA POINT KICKS MADE

Game

- 11 vs East Texas State, 1987
- T2. 9 vs Florida International, 2005
9 vs Tennessee-Martin, 1984
9 vs Lamar, 1970
- T5. 8 vs Tennessee-Martin, 2005
8 vs Lamar, 1986
8 vs North Texas, 1985
8 vs. Southern Illinois, 1951

Season

- 44 in 1951
 - 41 in 1987
 - 38 in 1952
- T4. 35 in 2005
35 in 1970

MOST FIELD GOAL ATTEMPTS

Game

- T1. 5 vs Minnesota, 1998
5 vs Southern Illinois, 1994
5 vs North Texas, 1986
5 vs Northeast Louisiana, 1986
5 vs Northeast Louisiana, 1972
- T6. 4, six times

Season

- 28 in 1986
 - 24 in 2007
- T3. 22 in 2005
22 in 1981
22 in 1978
- T6. 21 in 1987
21 in 1971

MOST FIELD GOALS MADE

Game

- 5 vs North Texas, 1986
- T2. 4 vs Northeast Louisiana, 1986
4 vs Central Michigan, 1981

Season

- 21 in 1986
 - 17 in 1978
 - 15 in 2007
 - 14 in 1993
 - 13 in 2005
- T6. 12, five times (last 2006)

YEAR-BY-YEAR TOTAL SCORING LEADERS

Year	Player	TD	PAT	FG	Pts
2007	Josh Arauco	0	34	15	79
2006	Josh Arauco	0	16	12	52
2005	Eric Neihouse	0	35	12	74
2004	Eric Neihouse	0	26	11	59
2003	Shermar Bracey	8	0	0	48
2002	Danny Smith	14	0	0	84
2001	Alvin Powell	6	1	0	36
2000	Nick Gatto	0	24	9	51
1999	Nick Gatto	0	30	8	54
1998	Lamont Zachery	11	0	0	66
1997	Lamont Zachery	8	0	0	48
1996	Corey Walker	12	0	0	72
1995	Corey Walker	14	0	0	86
1994	Jeff Caldwell	0	9	9	36
1993	Jeff Caldwell	0	8	14	50
1992	Jerrold Seymour	5	0	0	30
1991	Roy Johnson	12	0	0	72
1990	Ryan Jose	0	20	6	38
1989	Ryan Jose	0	31	6	49
1988	Earl Easley	11	0	0	66
1987	Scott Roper	0	41	11	74
1986	Scott Roper	0	33	21	96
1985	Dwane Brown	10	0	0	60
1984	Rickey Jemison	11	0	0	66
1983	Tim Langford	9	0	0	54
1982	Waddell Kelly	9	0	0	54
1981	Scott McDonald	0	17	12	53
1980	Jerry Mack	4	0	0	24
1979	Doug Dobbs	0	18	9	45
1978	Doug Dobbs	0	10	17	61
1977	Kennon Taylor	7	0	0	42
1976	Leroy Harris	13	2	0	80
1975	David Hines	17	0	0	102
1974	Stan Winfrey	11	0	0	66
1973	Steve Burks	18	2	0	110
1972	Greg Hill	7	0	0	42
1971	Joe Duren	0	17	7	38
1970	Calvin Harrell	13	0	0	78
1969	Calvin Harrell	9	0	0	54
	James Hamilton	9	0	0	54
1968	Frank McGuigan	15	2	0	92
1967	Steve Gankiewicz	9	0	0	54
1966	Steve Gankiewicz	13	0	0	78
1965	Eddie Rickus	5	0	0	30
	Terry Gwin	5	0	0	30
1964	Dan Summers	0	19	5	34
1963	Harold Wallin	4	0	0	24
1962	Dick Martillo	7	0	0	42
1961	Sammy Weir	3	4	0	22
1960	Bobby Hogue	3	4	0	22
1959	Alfred Bentley	10	2	0	62
1958	Bill Caldwell	5	5	0	35
1957	Don Riggs	4	4	0	28
1956	Eddie Romeo	7	0	0	42
1955	Don Riggs	6	0	0	36
	Howard Cissell	6	0	0	36
1954	Bill Templeton	4	6	0	30
1953	Richie Voit	12	0	0	72
1952	Richie Voit	17	0	0	102
1951	Richie Voit	17	0	0	102
1950	Richie Voit	7	0	0	42

CAREER SCORING LEADERS

	TD	XP1	XP2	FG	Pts
1. Richie Voit, 1950-53	57	0	0	0	342
2. Eric Neihouse, 2002-05	0	123	0	37	234
3. Dwane Brown, 1984-87	33	0	0	0	198
4. Jeff Caldwell, 1993-96	0	75	0	40	195
5. Lamont Zachery, 1996-99	31	0	0	0	186
6. Steve Burks, 1971-74	30	0	1	0	182
7. Doug Dobbs, 1976-79	0	73	0	35	178
8. Scott Roper, 1986-87	0	74	0	32	170
9. Corey Walker, 1993-96	28	0	1	0	170
10. Joe Duren, 1971-74	0	84	0	27	165

SEASON SCORING LEADERS

	TD	XP1	XP2	FG	Pts
1. Richie Voit, 1951	21	0	0	0	126
2. Steve Burks, 1973	18	0	1	0	110
T3. Richie Voit, 1952	17	0	0	0	102
David Hines, 1975	17	0	0	0	102
5. Scott Roper, 1986	0	33	0	21	96
6. Frank McGuigan, 1968	15	0	1	0	92
7. Corey Walker, 1995	14	0	2	0	86
8. Danny Smith, 2002	14	0	0	0	84
9. Leroy Harris, 1976	13	0	1	0	80
10. Josh Arauco, 2007	0	34	0	15	79

ARKANSAS STATE FOOTBALL

Punting Records

INDIVIDUAL

MOST PUNTS

Game

1. 20, Willard Tilley vs Memphis State (1939)
2. 14, Kevin McClelland vs Texas-Arlington (1968)
3. 13, Bruce Gartman vs Southern Mississippi (1980)
4. 12, Scot Simons vs Alabama-Birmingham (1997)
- T5. 11, Nine times

Season

1. 85, Bruce Gartman (1980)
2. 82, Kyle Richardson (1993)
3. 81, Kevin McClelland (1968)
4. 78, Jarod Little (2003)
5. 74, Ryan Smith (1998)
6. 70, Bruce Gartman (1982)
7. 69, Kyle Richardson (1994)
8. 68, Mike Alexander (2001)
9. 67, Joe Slayton (1978)
10. 66, Kyle Richardson (1992)

Career

1. 274, Kyle Richardson (1992-95)
2. 251, Kevin McClelland (1966-69)
3. 239, Joe Slayton (1976-79)
4. 210, Bruce Gartman (1980-82)
5. 175, Stacy Gore (1983-85)

MOST YARDS

Game

1. 736, Willard Tilley vs Memphis State (1939)
2. 601, Bruce Gartman vs Southern Miss (1980)
3. 498, Kevin McClelland vs Texas-Arlington (1968)
4. 486, Kyle Richardson vs Louisiana Tech (1993)
5. 475, Ryan Smith vs LSU (1998)
6. 462, Kyle Richardson vs Northeast La. (1993)
7. 457, Scot Simons vs Ala.-Birmingham (1997)
8. 453, Kyle Richardson vs Louisiana Tech (1995)
9. 444, Kyle Richardson vs. Southwestern La. (1994)
10. 440, Kyle Richardson vs Florida, 1993

Season

1. 3,530, Bruce Gartman (1980)
2. 3,285, Kyle Richardson (1993)
3. 3,097, Ryan Smith (1998)
4. 3,085, Jarod Little (2003)
5. 2,907, Kyle Richardson (1994)
6. 2,875, Kevin McClelland (1968)
7. 2,869, Bruce Gartman (1982)
8. 2,770, Joe Slayton (1978)

Career

1. 10,917, Kyle Richardson (1992-95)
2. 9,269, Joe Slayton (1976-79)
3. 9,054, Kevin McClelland (1966-69)
4. 8,655, Bruce Gartman (1980-82)
5. 6,894, Stacy Gore (1983-85)

HIGHEST AVERAGE

Game (Min. 3 punts)

1. 57.5 (4 punts), Bruce Gartman vs UTA (1981)
2. 54.0 (3 punts), Joe Slayton vs SW La. (1979)
3. 52.5 (3 punts), Dick Martillo vs Miss. Coll. (1962)
4. 50.7 (3 punts), Dan Mullen vs So. Illinois (1975)
5. 49.6 (7 punts), S. Sampson vs Memphis St. (1987)

Season (Min. 20 punts)

1. 44.4 (42 punts), Ryan Smith (1999)
2. 42.8 (44 punts), Dan Mullen (1975)
3. 42.1 (69 punts), Kyle Richardson (1994)
4. 41.9 (74 punts), Ryan Smith (1998)
5. 41.7 (47 punts), Brett Shrable (2007)
- T6. 41.5 (61 punts), Jarod Little (2004)
- 41.5 (85 punts), Bruce Gartman (1980)
8. 41.3 (67 punts), Joe Slayton (1978)
9. 41.0 (70 punts), Bruce Gartman (1982)
10. 40.2 (55 punts), Scot Simons (1996)

Career (Min. 40 punts)

1. 42.8 (116 punts), Ryan Smith (1998-99)
2. 41.5 (55 punts), Dan Mullen (1972-75)

3. 41.2 (210 punts), Bruce Gartman (1980-82)
4. 40.0 (162 punts), Jarod Little (2003-05)
- T5. 39.8 (99 punts), Brett Shrable (2007-cur.)**
- 39.8 (274 punts), Kyle Richardson (1992-95)
6. 39.5 (110 punts), Steve Sampson (1986-87)
7. 39.4 (175 punts), Stacy Gore (1983-85)
8. 39.0 (145 punts), Steve Burks (1972-74)

LONGEST PUNTS

1. 82, John Ed James vs Southern Illinois (1936)
2. 80, Joe Slayton vs Lamar (1979)
- T3. 79, Bobby Reid vs Troy State (1951)
- 79, Joe Slayton vs Wyoming (1979)
- T5. 75, Kyle Richardson vs USL (1994)
- 75, Kyle Richardson vs UNLV (1995)

TEAM

MOST PUNTS

Game

1. 20 vs Memphis State, 1939
2. 14 vs Texas-Arlington, 1968
3. 13 vs Southern Mississippi, 1980
- T4. 12 vs Florida, 1993
- 12 vs LSU, 1998
- 12 vs Idaho, 1998
- T7. 11 vs eight different teams

Season

1. 88 in 1993
- T2. 87 in 1998
- 87 in 1980
4. 83 in 1968
5. 79 in 2003
6. 78 in 1978
7. 73 in 1994
8. 71 in 1982

MOST YARDS PUNTING

Game

1. 736 vs Memphis State, 1939
2. 601 vs Southern Mississippi, 1980
3. 511 vs LSU, 1998
4. 498 vs Texas-Arlington, 1968
5. 473 vs Idaho, 1998
6. 468 vs Virginia Tech, 1994
7. 416 vs Louisiana Tech, 1980

Season

1. 3,576 in 1998
2. 3,559 in 1980
3. 3,439 in 1993
4. 3,085 in 2003
5. 3,033 in 1978
6. 2,989 in 1994
7. 2,875 in 1968

HIGHEST AVERAGE

Game (Min. 3 punts)

1. 57.5 vs Texas-Arlington, 1981 (4 punts)
- 54.0 vs Southwestern Louisiana, 1979 (3 punts)
- 50.7 vs Southern Illinois, 1975 (3 punts)
- 49.6 vs Memphis State, 1987 (7 punts)
- 49.2 vs Southwestern Louisiana, 1973 (5 punts)

Season

1. 41.5 in 1975 (46 punts)
2. 41.4 in 2004 (63 punts)
3. 41.3 in 1995 (58 punts)
4. 41.1 in 1998 (87 punts)
5. 40.9 in 1994 (73 punts)
6. 40.9 in 1980 (87 punts)
7. 40.6 in 1987 (52 punts)
8. 40.5 in 1962 (41 punts)
9. 40.4 in 1982 (71 punts)

Joe Slayton

ARKANSAS STATE FOOTBALL

Punt Return Records

INDIVIDUAL

MOST PUNT RETURNS

Game

1. 8, Steve Hanschen vs Northwestern La. (1978)
- T2. 7, James Johnson Troy (2005)
- 7, Terry Whiting vs Trinity (1970)
- 7, Terry Whiting vs Southeastern Louisiana (1968)
- T5. 6, Billy Bowers vs Memphis State (1983)
- 6, Steve Hanschen vs McNeese State (1978)

Season

1. 51, Steve Hanschen (1978)
2. 36, James Johnson (2005)
3. 30, Chris Collier (1989)
- T4. 27, Billy Bowers (1984)
- 27, Billy Bowers (1983)
5. 26, Jerry McKenna (1977)

Career

1. 66, Terry Whiting (1968-71)
2. 63, Steve Hanschen (1976-79)
3. 58, Chris Collier (1988-90)
4. 56, Billy Bowers (1981-84)
5. 43, James Johnson (2004-05)
- T6. 42, Keith Weaver (1981-84)
- 42, Dick Ritchey (1964-67)
- 42, Reginald Murphy (1993-96)

MOST YARDS RETURNED

Game

1. 147, Terry Whiting vs Northeast Louisiana (1971)
2. 130, James Johnson vs Tennessee-Martin (2005)
3. 109, Kevin Jones vs. Memphis (2007)
4. 94, Steve Hanschen vs Southwestern La. (1978)
- T5. 92, Don Riggs vs Murray State (1955)
- 92, Howard Cissell vs Lewis College (1955)
7. 74, Mike Cox vs. Tennessee-Martin (2003)
- T8. 73, Chappell Mitchell vs Central Ark. (1997)
- 73, Keith Weaver vs UT-Chattanooga (1982)

Season

1. 385, James Johnson (2005)
2. 311, Terry Whiting (1971)
3. 295, Steve Hanschen (1978)
4. 247, James Hickenbotham (2002)
5. 223, Mike Cox (2003)
6. 212, Dick Ritchey (1965)
7. 196, David Hines (1972)
8. 194, Kevin Jones (2007)
9. 178, Chris Collier (1989)

Career

1. 748, Terry Whiting (1968-71)
2. 478, James Johnson (2004-05)
3. 444, Dick Ritchey (1964-67)
4. 349, Reginald Murphy (1993-96)
5. 345, Chris Collier (1988-90)
6. 328, Steve Hanschen (1976-79)

HIGHEST AVERAGE

Game (Min. 3 returns)

1. 29.4, Terry Whiting vs NE Louisiana, 1971 (5 rets.)
2. 26.0, James Johnson vs UT-Martin, 2005 (5 rets.)
3. 24.7, Mike Cox vs. UT-Martin, 2003 (3 rets.)
4. 24.3, K. Weaver vs UT-Chattanooga, 1982 (3 rets.)
5. 22.3, Brandon Thompkins vs. FIU, 2007 (3 rets.)
6. 18.0, Terry Whiting vs UT-Arlington, 1969 (3 rets.)
- T7. 17.0, Reginald Murphy vs SE Missouri, 1996 (4 rets.)
- 17.0, L. Johnson vs Austin Peay, 1996 (4 rets.)

Season (Min. 10 returns)

1. 19.4, Terry Whiting, 1971 (16 rets.)
2. 14.8, Terry Whiting, 1969 (11 rets.)
3. 14.1, Dick Ritchey, 1965 (15 rets.)
4. 12.3, David Hines, 1972 (16 rets.)

TEAM

MOST PUNT RETURNS

Game

1. 8 vs Tennessee-Chattanooga, 1975
- T2. 7 vs Troy, 2005
- 7 vs Louisiana Tech, 1983
- 7 vs Tulsa, 1978
- 7 vs Lamar, 1974
- 7 vs Trinity, 1970
- 7 vs Southeastern Louisiana, 1968

Season

1. 53 in 1978
2. 50 in 1975
3. 39 in 2005
4. 35 in 1983
5. 34 in 1970
6. 32 in 1977

MOST YARDS RETURNED

Game

1. 165 vs Northeast Louisiana, 1971
2. 127 vs Tennessee-Martin, 2005
3. 110 vs Indiana State, 1973
4. 109 vs. Memphis, 2007
5. 94 vs Southwestern Louisiana, 1978
- T6. 92 vs Murray State, 1955
- 92 vs Lewis College, 1955

Season

1. 437 in 1975
2. 427 in 1971
3. 391 in 2005
4. 307 in 1973
5. 305 in 1978
6. 299 in 1965


HIGHEST AVERAGE

Game

1. 27.5 vs Northeast Louisiana, 1973 (6 returns)
2. 24.7 vs Tennessee-Martin, 2003 (3 returns)
3. 24.3 vs UT-Chattanooga, 1982 (3 returns)
4. 22.0 vs Indiana State, 1973 (5 returns)
5. 21.2 vs Tennessee-Martin, 2005 (6 returns)
6. 19.3 vs. Florida International (4 returns)
7. 18.8 vs Southwestern Louisiana, 1978 (3 returns)
8. 18.5 vs Illinois State, 1974 (4 returns)

Season

1. 18.9 in 1961
2. 15.2 in 1971
3. 13.8 in 1962
4. 13.0 in 2007
5. 12.9 in 1958
6. 12.5 in 1969



Kevin Jones

ARKANSAS STATE FOOTBALL

Kickoff Return Records

INDIVIDUAL

MOST KICKOFF RETURNS

Game

- T1. 8, Brandon Thompkins vs. Tennessee, 2007
- 8, Chris Collier vs North Texas, 1988
- T3. 7, Brandon Thompkins vs. Louisiana-Monroe, 2007
- 7, Brandon Thompkins vs. Florida Atlantic, 2007
- 7, Chris Easley vs. North Texas, 2003
- 7, Robert Kilow vs Boise State, 2000
- T7. 6, Darren Toney vs Louisiana-Lafayette, 2005
- 6, Darren Toney vs Idaho, 2004
- 6, Terrence Dunbar vs. Texas A&M, 2003
- 6, Lamont Zachery vs Louisiana Tech, 1998
- 6, Chappell Mitchell vs Central Arkansas, 1997
- 6, Kendrick Bullard vs Toledo, 1992
- 6, Chris Collier vs Mississippi, 1989

Season

- 1. 49, Brandon Thompkins, 2007
- T2. 28, Chris Easley, 2003
- 28, Chappell Mitchell, 1997
- T4. 27, Antonio Warren, 2004
- 27, Robert Kilow, 2000
- T6. 26, Darren Toney, 2004
- 26, Chris Collier, 1990
- 8. 25, Brandon Thompkins, 2006
- 9. 24, Darren Toney, 2005
- T10. 23, James Hickenbotham, 2001
- 23, Lamont Zachery, 1998

Career

- 1. 74, **Brandon Thompkins, 2006-present**
- 2. 73, James Hickenbotham, 1999-2002
- 3. 72, Darren Toney, 2004-07
- T4. 63, Robert Kilow, 1998-2000
- 63, Chris Collier, 1988-90
- 6. 51, Lamont Zachery, 1996-99
- 7. 50, Corey Walker, 1993-96
- T8. 45, Reginald Murphy, 1993-96
- 45, Kearney Blalack, 1988-90
- 10. 32, Gill Stegall, 1980-82

MOST YARDS RETURNED

Game

- 1. 194, Brandon Thompkins vs. Tennessee, 2007
- 2. 184, Brandon Thompkins vs. UL Monroe, 2007
- 3. 176, Lamont Zachery vs SW Louisiana, 1997
- 4. 173, Robert Kilow vs New Mexico State, 2000
- 5. 164, Chris Collier vs North Texas, 1988
- 6. 156, Brandon Thompkins vs. Florida Atlantic, 2007
- 7. 136, James Hickenbotham vs Idaho, 2001
- 8. 134, Darren Toney vs. Memphis, 2004
- 9. 131, Brandon Thompkins vs Memphis, 2006
- 10. 129, Darren Toney vs. Florida Atlantic, 2007

Season

- 1. 1,062, Brandon Thompkins, 2007
- 2. 724, Robert Kilow, 2000
- 3. 618, Chappell Mitchell, 1997
- 4. 593, Chris Collier, 1990
- 5. 559, Darren Toney, 2004
- 6. 548, Brandon Thompkins, 2006
- 7. 538, James Hickenbotham, 2001
- 8. 511, Chris Easley, 2003
- 9. 505, Lamont Zachery, 1997
- 10. 483, James Hickenbotham, 2002

Career

- 1. 1,746, James Hickenbotham, 1999-2002
- 2. **1,610, Brandon Thompkins, 2006-present**
- 3. 1,513, Darren Toney, 2004-07
- 4. 1,504, Robert Kilow, 1998-2000
- 5. 1,212, Chris Collier, 1988-90
- 6. 1,175, Corey Walker, 1993-96
- 7. 1,068, Kearney Blalack, 1970-72
- 8. 1,048, Lamont Zachery, 1996-99
- 9. 813, Reginald Murphy, 1993-96
- 10. 663, Dick Ritchey, 1964-67

HIGHEST AVERAGE

Game (Min. 3 returns)

- 1. 47.3, Kearney Blalack vs Trinity, 1970 (3 rets.)
- 2. 43.0, Darren Toney vs. Florida Int'l (3 rets.)
- 3. 40.3, R. Kilow vs North Carolina St., 2000 (3 rets.)
- 4. 35.7, Corey Walker vs La. Tech, 1996 (3 rets.)
- 5. 35.2, Lamont Zachery vs SW La., 1997 (5 rets.)
- 6. 34.6, Robert Kilow vs NM St., 2000 (5 rets.)
- 7. 34.0, J. Hickenbotham vs. Idaho, 2001 (3 rets.)
- 8. 33.5, Darren Toney vs. Memphis, 2004 (4 rets.)
- 9. 32.3, Kearney Blalack vs ACU, 1970 (3 rets.)
- 10. 32.0, Robert Kilow vs Idaho, 1998 (3 rets.)

Season (Min. 10 returns)

- 1. 30.4, Kearney Blalack, 1970 (14 rets.)
- 2. 27.1, Dick Ritchey, 1966 (14 rets.)
- 3. 26.8, Robert Kilow, 2000 (27 rets.) (7th in nation)
- T4. 26.7, Michael Adams, 1986 (14 rets.)

- 26.7, Willie Harris, 1973 (17 rets.)
 - 6. 26.6, Robert Kilow, 1998 (16 rets.)
 - 7. 26.4, James Hickenbotham, 1999 (11 rets.)
 - 8. 25.6, James Hickenbotham, 2000 (17 rets.)
 - 9. 25.5, C. Walker, 1995 (18 rets.) (11th in nation)
 - 10. 24.0, Lamont Zachery, 1997 (21 rets.)
- Career (Min. 20 returns)**
- 1. 25.1, Robert Kilow, 1998-2000 (63 rets.)
 - 2. 23.9, James Hickenbotham, 1999-2002 (73 rets.)
 - T3. 23.7, Kearney Blalack, 1970-72 (45 rets.)
 - 23.7, Dick Ritchey, 1964-67 (28 rets.)
 - 5. 23.5, Corey Walker, 1993-96 (50 rets.)
 - 6. 23.1, Willie Harris, 1973-74 (25 rets.)
 - 7. 22.8, Boris Whiteside, 1983-86 (30 rets.)

LONGEST RETURNS

- 1. 100, Manuel Vidal vs Southern Arkansas, 1953
- 2. 99, Michael Adams vs Lamar, 1986
- 3. 98, James Hickenbotham vs North Texas, 2000
- 4. 97, Richie Woit vs Troy State, 1951
- T5. 95, Willie Harris vs Illinois State, 1973
- 95, Kearney Blalack vs Trinity, 1970
- T7. 93, James Hickenbotham vs. Idaho, 2001
- 93, Chuck Monk vs North Texas, 1989

TEAM

MOST KICKOFF RETURNS

Game:

- 1. 11 vs. Louisiana Tech, 1998
- T2. 9 vs. Tennessee, 2007
- 9 vs. Missouri, 2004
- 9 vs. Toledo, 1990

Season

- 1. 66 in 2007
- 2. 62 in 2004
- 3. 60 in 1997
- T4. 57 in 2003
- 57 in 1998
- 6. 54 in 1990
- 7. 52 in 2000
- 8. 51 in 2006
- 9. 49 in 1991
- T10. 45, four times (last in 2005)

MOST YARDS RETURNED

Game

- 1. 227 vs Southwestern Louisiana, 1997
- 2. 218 vs Louisiana Tech, 1998
- 3. 210 vs Missouri, 2004
- 4. 209 vs Tennessee, 2007
- 5. 190 vs New Mexico State, 2000
- 6. 184 vs Louisiana-Monroe, 2007
- 7. 180 vs Southern Illinois, 1992
- 8. 179 vs Minnesota, 1995
- 9. 174 vs Utah State, 2000
- 10. 167 vs Louisiana Tech, 1997

Season

- 1. 1,426 in 2007
- 2. 1,267 in 1997
- 3. 1,256 in 2000
- 4. 1,147 in 2004
- 5. 1,100 in 1998
- 6. 1,027 in 1990
- 7. 989 in 2003
- 8. 977 in 2006
- 9. 956 in 1991
- 10. 895 in 2002

HIGHEST AVERAGE

Game

- 1. 58.0 vs Utah State, 2000
- 2. 48.3 vs Illinois State, 1973
- 3. 47.3 vs Trinity, 1970
- 4. 41.0 vs North Texas, 1989
- 5. 37.5 vs Florida International, 2007
- 6. 34.0 vs Idaho, 2001
- 7. 33.0 vs North Carolina State, 2000
- 8. 32.4 vs Southwestern Louisiana, 1997
- 9. 31.7 vs New Mexico State, 2000

Season


- 1. 24.2 in 2000
- 2. 23.0 in 1970
- 3. 22.5 in 1962
- 4. 22.4 in 1995
- 5. 22.3 in 1973
- 6. 21.7 in 1999
- 7. 21.6 in 2007
- T8. 21.2 in 1998
- 21.2 in 1965
- T10. 21.1 in 1997
- 21.1 in 1986

James Hickenbotham

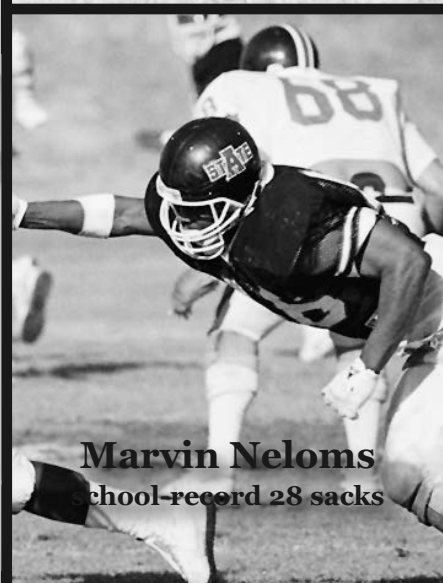
ARKANSAS STATE FOOTBALL

Top Arkansas State Defensive Players


JERRY MUCKENSTURM
ASU's all-time leading tackler's (493) 11.7 tackles per game average places him second in school history behind only Bill Bergey's 11.8 take downs per contest.




Mike Malham
370 tackles



Marvin Neloms
school-record 28 sacks



Dick Rietchey
19 interceptions



**BILL
BERGEY**
school-record 11.8
tackles per game



DENNIS MEYER
school-record 27 interceptions

ASU's history of outstanding defenders is well documented. But, some information about Red Wolves defenders may surprise the casual fan. For instance, all of ASU's top five tacklers were linebackers, and two of the top five (Jerry Muckensturm and Mike Malham) played four years together. Their 863 career tackles is tops among linebacking duos at ASU. Also, in a stretch from 1972-1982, the Red Wolves produced four of their top five tacklers.

ARKANSAS STATE FOOTBALL

Defensive Records



Koby McKinnon

INDIVIDUAL

MOST TACKLES

Game

1. 33, Bill Bergey vs Eastern Michigan, 1968
2. 25, Tyrell Johnson vs North Texas, 2005
3. 23, Jordan Boyd vs UT-Chattanooga, 1982
- T4. 22, Derrick Toney vs Colorado State, 1991
- 22, Foot Daley vs Delta State, 1988
- T5. 21, Andy Henault vs New Mexico State, 1998
- 21, Cedric Buckley vs Akron, 1991
- T7. 20, Michael Beason vs Southwestern La., 1991
- 20, Dan Miller vs Memphis State, 1986
- 20, Ron Smith vs Lamar, 1979
- 20, J. Muckensturm vs UT-Chattanooga, 1972

Season

1. 196, Bill Bergey, 1968
2. 155, Jerry Muckensturm, 1972
3. 151, Ron Smith, 1979
4. 136, Bill Bergey, 1967
- T5. 131, Wesley Williams, 1978
- 131, Jerry Muckensturm, 1975
- 131, Mike Malham, 1974

Career

1. 493, Jerry Muckensturm, 1972-75
2. 436, Bill Bergey, 1965-68
3. 422, Ron Smith, 1976-79
4. 370, Mike Malham, 1972-75
5. 366, Mike Morris, 1979-82

BEST TACKLE AVERAGE PER GAME

Season

1. 19.6, Bill Bergey, 1968 (10 games)
2. 15.1, Bill Bergey, 1967 (9 games)
3. 14.1, Jerry Muckensturm, 1972 (11 games)
4. 13.7, Ron Smith, 1979 (11 games)
5. 13.1, Mike Malham, 1974 (10 games)

Career

1. 11.8, Bill Bergey, 1965-68 (37 games)
2. 11.7, Jerry Muckensturm, 1972-75 (42 games)
3. 11.0, Ralph Kelly, 1976-77 (22 games)
4. 9.6, Ron Smith, 1976-79 (44 games)
- T5. 9.0, Foot Daley, 1987-88 (22 games)
- 9.0, Jordan Boyd, 1981-82 (22 games)

MOST QUARTERBACK SACKS

Game

- T1. 4, Corey Williams vs Tulsa, 2002
- 4, Marvin Neloms vs UT-Chattanooga, 1984
- T2. 3, Clarence Williams vs Central Arkansas, 1997
- 3, Kenny Ingram vs Louisiana Tech, 1992
- 3, Charlie Fredrick vs Lamar, 1987
- 3, Ron Hillers vs McNeese State, 1987
- 3, Charlie Fredrick vs Mississippi College, 1985
- 3, Michael Cline vs North Texas, 1985
- 3, Ron Smith vs Northeast Louisiana, 1976
- 3, Jerry Muckensturm vs Northwestern La., 1975

Season

1. 14, Lynn Rowland, 1989
- T2. 11, Marvin Neloms, 1985
- 11, Carter Ray Crawford, 1984
- T4. 10, Clarence Williams, 1998
- 10, Robert Speer, 1976
6. 9, Corey Williams, 2002
- T7. 8, Jon Bradley, 2002
- 8, Charlie Fredrick, 1987
- 8, Glen Koenig, 1979

Career

1. 28, Marvin Neloms, 1983-86
- T2. 21, Clarence Williams, 1995-98
- 21, Charlie Fredrick, 1984-87
3. 19, Robert Speer, 1973-76
4. 17, Glen Koenig, 1976-79
- T5. 16, Lynn Rowland, 1989-90
- 16, Michael Cline, 1983-85

MOST INTERCEPTIONS

Game

- T1. 3, Chappell Mitchell vs Southwestern La., 1998
- 3, Tyrone Jones vs Akron, 1988
- 3, Greg Lee vs Texas-Arlington, 1985
- 3, Dennis Meyer vs Drake, 1969
- 3, David Walls vs Texas-Arlington, 1969
- 3, Dick Ritchey vs Abilene Christian, 1965

Season

1. 11, Dennis Meyer, 1970
2. 9, Johnathan Burke, 2003
3. 8, Dick Ritchey, 1965
- T4. 7, Jerome Sims, 1983
- 7, Dennis Meyer, 1969
- T6. 6, Tyrell Johnson, 2007
- 6, Chappell Mitchell, 1998
- 6, Al Johnson, 1989

- 6, Greg Lee, 1985
- 6, Orley Massena, 1969

Career

1. 27, Dennis Meyer, 1968-71
2. 19, Dick Ritchey, 1964-67
3. 16, Terry Whiting, 1968-71
4. 15, Johnathan Burke, 2002-03
- T5. 14, Al Johnson, 1988-90
- 14, Orley Massena, 1966-69

MOST YARDS ON INTERCEPTION RETURNS

Game

1. 96, Gordon Freeman vs St. Mary (Kan.), 1963
- T2. 95, Darrell Baker vs Nevada-Las Vegas, 1995
- 95, Chappell Mitchell vs Southwestern La., 1996
- T4. 87, Al Johnson vs Southwestern Louisiana, 1989
- 87, Terry Whiting vs Abilene Christian, 1971
6. 75, Al Johnson vs Memphis State, 1990
7. 73, Derrick Toney vs Northeast Louisiana, 1990
- T8. 71, Tyrone Jones vs Louisiana Tech, 1988
- 71, Steven Tookes vs Utah State, 2004

Season

1. 153, Al Johnson, 1990
2. 146, Terry Whiting, 1968
3. 142, Tyrell Johnson, 2007
4. 129, Koby McKinnon, 2005
5. 122, Tyrone Jones, 1988
6. 120, Johnathan Burke, 2003
7. 119, Dick Ritchey, 1965
- T8. 116, Khayyam Burns, 2006
- 116, Derrick Toney, 1990

Career

1. 374, Terry Whiting, 1968-71
2. 309, Tyrell Johnson, 2004-07
3. 264, Al Johnson, 1988-90
4. 236, Koby McKinnon, 2004-07
5. 233, Dennis Meyer, 1968-71
7. 226, Dick Ritchey, 1964-67

LONGEST INTERCEPTION RETURNS

1. 96, Gordon Freeman vs St. Mary (Kan.), 1963
- T2. 95, Darrell Baker vs Nevada-Las Vegas, 1995
- 95, Chappell Mitchell vs Southwestern La., 1996
4. 92, Tyrell Johnson vs Florida International, 2005
5. 87, Terry Whiting vs Abilene Christian, 1973
6. 85, Koby McKinnon vs Florida Int'l, 2005
7. 75, Al Johnson vs Memphis State, 1990
8. 73, Derrick Toney vs Northeast Louisiana, 1990
9. 71, Steven Tookes vs Utah State, 2004
10. 70, Terry Whiting vs Lamar, 1968
11. 69, Mel Coleman vs Abilene Christian, 1973
12. 67, Darrell Baker vs Austin Peay State, 1996
13. 64, Roy Painter vs Memphis State, 1975
14. 60, Dan Spensieri vs Abilene Christian, 1953

MOST OPPONENT FUMBLES RECOVERED

Game

1. 3, Jerry Arant vs Southern Arkansas, 1958

Season

1. 6, Carter Ray Crawford, 1984
2. 5, Kirk Russell, 1987
- T3. 4, 11 times

Career

1. 8, Bill Muzik, 1973-76
- T2. 7, Bill Bergey, 1965-68
- 7, Les Echols, 2000-03
- T4. 6, five times

LONGEST FUMBLE RETURN

Game

1. 76, Clark Watkins vs Northern Ill. (for TD), 1995
2. 55, Tyrell Johnson vs Idaho (for TD), 2004

MOST BLOCKED KICKS

Game

- T1. 3, Stacy Price vs Texas Arlington, 1981
- 3, Clevon Johnson vs Tennessee-Martin, 1980
- T3. 2, Jimmy Lisko vs Idaho, 1975
- 2, Jimmy Lisko vs Cincinnati, 1975
- 2, Rudy Wagner vs Mississippi State, 1951

Season

1. 8, Jimmy Lisko, 1975
- T2. 3, Stacy Price, 1981
- 3, Clevon Johnson, 1980
- 3, Chet Day, 1977
- 3, Ron Meeks, 1976

Career

1. 8, Jimmy Lisko, 1972-75
- T2. 4, Greg Lee, 1984-87
- 4, Clevon Johnson, 1979-80
- 4, Ron Meeks, 1975-76
- T5. 3, Stacy Price, 1981-85
- 3, Chet Day, 1977-78

ARKANSAS STATE FOOTBALL

Defensive Records

TEAM

MOST INTERCEPTIONS

Game

- 6 vs Texas-Arlington, 1969
- 5 vs nine teams

Season

- 32 in 1969
- 32 in 1961
- 25 in 1970
- 24 in 1952
- 23 in 1985

MOST YARDS ON INTERCEPTION RETURNS

Game

- 238 vs Florida International, 2005
- 131 vs Abilene Christian, 1971
- 108 vs Memphis State, 1990
- 104 vs Louisiana Tech, 1988
- 99 vs East Texas State, 1987

Season

- 386 in 1968
- 339 in 1990
- 320 in 1996
- 307 in 2005
- 293 in 2006
- 289 in 1975
- 278 in 1970
- 263 in 1976
- 262 in 1988

MOST QUARTERBACK SACKS

Game

- 10 vs Southern Illinois, 1989
- 9 vs Tennessee-Chattanooga, 1975
- 8 vs Tennessee-Chattanooga, 1984
- 6 vs seven teams

Season

- 54 in 1984
- 45 in 1978
- 44 in 1985
- 43 in 1975
- 39 in 2002
- 39 in 1977

MOST FUMBLE RECOVERIES

Game

- 6 vs Mississippi State, 1956
- 5 vs Southern Utah, 1997
- 5 vs Texas-Arlington, 1978
- 5 vs Illinois State, 1974
- 5 vs Texas-Arlington, 1974
- 5 vs Southwestern Louisiana, 1974

Season

- 24 in 1987
- 22 in 1982
- 21 in 1990
- 21 in 1984
- 21 in 1977
- 21 in 1975
- 21 in 1974

MOST FUMBLES BY OPPONENTS

Game: 12 by Southwestern Louisiana, 1974

Season: 45 in 1984, 1981, 1977

MOST BLOCKED KICKS

Game

- 3 vs Texas-Arlington, 1981
- 3 vs Tennessee-Martin, 1980
- 2 vs East Carolina, 1992
- 2 vs Idaho, 1975
- 2 vs Cincinnati, 1975
- 2 vs Mississippi State, 1951
- 2 vs Austin Peay State, 1996

Season

- 11 in 1975
- 6 in 1980, 1977
- 5 in 1998
- 4 in 1985, 1976

FEWEST TOTAL PLAYS ALLOWED

Game: 42 vs Delta State, 1951

Season

- 513 in 1960
- 519 in 1958
- 556 in 1965
- 558 in 1966

FEWEST TOTAL YARDS ALLOWED

Game: 16 vs Troy State, 1951

Season

- 1,275 in 1951
- 1,756 in 1964
- 1,984 in 1962
- 1,992 in 1960
- 2,025 in 1965

FEWEST RUSHING ATTEMPTS ALLOWED

Game: 16 vs Murray State, 1954

Season

- 310 in 1950
- 332 in 1966
- 384 in 1967
- 393 in 2006
- 394 in 1965

FEWEST YARDS ALLOWED RUSHING

Game: -24 vs Lamar, 1987

Season

- 791 in 1951
- 863 in 1984
- 959 in 1969
- 1,058 in 1968
- 1,059 in 1985

FEWEST PASS COMPLETIONS ALLOWED

Game: 0 vs Mississippi State, 1956

Season

- 39 in 1953
- 46 in 1959
- 51 in 1958
- 53 in 1965
- 54 in 1964

FEWEST PASSING YARDS ALLOWED

Game: 0 vs Mississippi State, 1956

Season

- 414 in 1953
- 581 in 1964
- 594 in 1965
- 620 in 1962
- 651 in 1959

FEWEST TOUCHDOWN PASSES ALLOWED

Season

- 2 in 1953
- 2 in 1964
- 2 in 1969
- 2 in 1975
- 3 in 1978
- 3 in 1960

FEWEST FIRST DOWNS ALLOWED

Game

- 1 vs Concordia (Neb.), 1956
- 1 vs Mississippi College, 1962

Season

- 65 in 1951
- 104 in 1962
- 105 in 1964
- 105 in 1965

FEWEST POINTS ALLOWED

Season:

- 61 in 1964
- 81 in 1975
- 96 in 1962

YEAR-BY-YEAR TACKLES LEADERS

Year	Player	Tackles
2007	Koby McKinnon, LB	101
2006	Tyrell Johnson, SS	63
2005	Tyrell Johnson, SS	112
2004	Josh Williams, LB	110
2003	Les Echols, LB	123
2002	Les Echols, LB	105
2001	Les Echols, LB	71
2000	Charles Mabry, LB	96
1999	Sean Mitchell, FS	91
1998	Sean Mitchell, FS	126
1997	Lavell Alexander, LB	91
1996	Maurice Harris, SS	100
1995	Torrance Suggs, LB	84
1994	DelRay Stephens, LB	73
1993	Carlos Emmons, DE	65
1992	Cedric Buckley, LB	95
1991	Derrick Toney, FS	146
1990	Derrick Toney, FS	85
1989	Jeff Plank, LB	107
1988	Foot Daley, LB	125
1987	Charlie Fredrick, NG	81
1986	Dan Miller, LB	87
1985	Oscar Willis, LB	123
1984	Carter Ray Crawford, NG	89
1983	Stacy Price, LB	105
1982	Mike Morris, LB	125
1981	Mike Morris, LB	107
1980	Mike Morris, LB	124
1979	Ron Smith, LB	151
1978	Wesley Williams, LB	131
1977	Ralph Kelly, LB	125
1976	Ralph Kelly, LB	118
1975	Jerry Muckensturm, LB	131
1974	Mike Malham, LB	131
1973	Mike Malham, LB	113
1972	Jerry Muckensturm, LB	155
1971	Butch Murray, LB	97
1970	Dave Muckensturm, DE	117
1969	Clovis Swinney, DT	106
1968	Bill Bergey, LB	196
1967	Bill Bergey, LB	136

YEAR-BY-YEAR SACKS LEADERS


2007	Prince Hickman	3.5 (-24)
2006	Koby McKinnon	3 (-24)
2005	Brian Flagg	5 (-21)
2004	Josh Williams	3 (-16)
	Jamarrow James	3 (-24)
2003	Jon Bradley	4 (-21)
	Zach Grigsby	4 (-19)
2002	Corey Williams	9 (-64)
2001	Eti Taula	3 (-16)
2000	Corey Williams	2.5 (-16)
	J.C. Miller	2.5 (-17)
1999	LeMarcus Harris	5 (-36)
1998	Clarence Williams	10 (-53)
1997	Clarence Williams	5 (-39)
1996	Gary Jackson	4 (-31)
1995	Gary Jackson	6 (-47)
1994	Michael Mason	3 (-10)
1993	Carlos Emmons	6 (-46)
1992	Kenny Ingram	7 (-29)
1991	Scott Baker	2 (-9)
	Kenny Ingram	2 (-5)
1990	Jeff Fields	4 (-24)
1989	Lynn Rowland	14 (-78)
1988	Foot Daley	4 (-21)
1987	Charlie Fredrick	8 (-42)
1986	Charlie Fredrick	7 (-42)
1985	Marvin Neloms	11 (-88)
1984	Carter Ray Crawford	11
1983	Marvin Neloms	4
1982	Clyde Dumas	7
1981	Leveren Tillman	6
1980	Steve Olliges	5
1979	Glen Koenig	8
1978	Keith Cox	6
	Gene Spears	6
1977	Ray Culpepper	6 (-33)
1976	Robert Speer	10
1975	Dick Dixon	7
1974	Eddie Morgan	6 (-47)

ARKANSAS STATE FOOTBALL

Coaching and Miscellaneous Records



**Larry
Lacewell**



**Bill
Davidson**



**Bennie
Ellender**



**Frosty
England**



**Gene
Harlow**

26 HEAD COACHES

Years	Coach	Seasons	Games	Won	Lost	Tied	Pct.
2002-cur.	Steve Roberts	6	72	31	41	0	.431
1997-2001	Joe Hollis	5	56	13	43	0	.232
1993-96	John Bobo	4	44	13	30	1	.307
1992	Ray Perkins	1	11	2	9	0	.182
1990-91	Al Kincaid	2	22	4	17	1	.205
1979-89	Larry Lacewell	11	131	69	58	4	.542
1971-78	Bill Davidson	8	84	51	32	1	.613
1963-70	Bennie Ellender	8	76	52	20	4	.711
1960-62	King Block	3	27	13	14	0	.482
1958-59	Hugh (Bones) Taylor	2	18	7	11	0	.389
1955-57	Gene Harlow	3	27	15	12	0	.556
1954	Glen Harmeson	1	9	1	8	0	.111
1946-53	Forrest (Frosty) England	8	79	49	21	9	.677
1945	J.A. (Ike) Tomlinson	1	7	2	4	1	.357
1939-41	Bill Adams	3	21	5	14	2	.286
1936-38	Leslie Speck	3	20	7	13	0	.350
1934-35	Tommie Mills	2	17	4	12	1	.265
1933	E.T. Renfro	1	8	2	4	2	.375
1931-32	Jack Dale	2	15	9	6	0	.600
1925-30	Herbert Schwartz	6	45	18	21	6	.467
1924	Bill Stanley	1	8	4	4	0	.500
1922-23	Tom Dandeleit	2	14	0	13	1	.036
1919-21	Foy Hammons	3	19	8	10	1	.447
1914-17	Earl W. Brannon	4	27	16	9	2	.522
1913	Clinton Young	1	5	3	1	1	.700
1911-12	F.T. Parks	2	6	4	2	0	.667
TOTALS		91	844	391	416	37	.484

LARGEST SCORING MARGINS

VICTORIES

Year	Opponent	Score
1917Central Arkansas101-0
1913Arkansas College69-0
1951Southern Illinois68-0
1913Memphis All-Stars67-0
1970Lamar69-7
1963St. Mary (Kan.)68-7
1932NW Mississippi JC60-0
1928Mountain Home Coll.	59-0
1984Tennessee-Martin72-14
2003	..Tennessee-Martin63-6
1956Concordia (Neb.)56-0
1985North Texas State56-0
1987East Texas State77-22

DEFEATS

Year	Opponent	Score
1937Central Arkansas95-0
1922Central Arkansas82-0
1941Union (Tenn.)70-0
1991Louisiana State70-14
1922Arkansas Tech69-0
1922Memphis State68-0
1941Mississippi Delta JC68-0
1950Mississippi State67-0
1937Southwestern (Tenn.)	67-0
2002	..Virginia Tech63-7

MISCELLANEOUS RECORDS

MOST PENALTIES

Game: 16 vs. Oklahoma St., 2005
Season: 121 in 2005

MOST YARDS PENALIZED

Game: 185 vs Arkansas Tech, 1955
Season: 911 in 2005

FEWEST YARDS PENALIZED

Game: 0, multiple times
Season: 391 in 1964

MOST FUMBLES

Game: 13 vs UT Chattanooga, 1981
Season: 55 in 1981

MOST FUMBLES LOST

Game
1. 6 vs Texas-Arlington, 1981
2. 6 vs Texas-Arlington, 1979
3. 6 vs Memphis Navy, 1952
Season: 28 in 1975

FEWEST FUMBLES

Season: 15 in 1995

FEWEST FUMBLES LOST

Season
T1. 7 in 1964
7 in 1995
7 in 1997

HOMECOMING HISTORY

YEAR	SCORE	QUEEN	KING
2007	ASU 52, Louisiana-Lafayette 21	Amy Smith	Chad Jacobs
2006	ASU 29, North Texas 10	Lacey Hawkins	Blake Johnson
2005	ASU 3, Florida Atlantic 0	Tiffany Frazier	Alex Peoples
2004	ASU 13, Troy 9	Lauren Davis	Brandon Freeman
2003	ASU 21, Southeast Missouri 3	Shelley Lumbeck	Andrew Dunlap
2002	North Texas 13, ASU 10	Shantell Jackson	Sach Oliver
2001	Jacksonville State 31, ASU 28	Ellen Morgan	David Huckabee
2000	Richmond 30, ASU 27	Lorna Scaife	Ben Foster
1999	Idaho 30, ASU 24 (OT)	Andrea Hyman	Chris Larmoyeux
1998	ASU 34, New Mexico State 31 (OT)	Jill Babb	Scott Stafford
1997	Southwestern Louisiana 41, ASU 38	Sonja Reddick	none
1996	ASU 38, Southeast Missouri 9	Heather Harrison	Bob Decker
1995	ASU 37, Jacksonville State 6	Angela Moore	
1994	Pacific 30, ASU 16	Molly Mayer	
1993	Southwestern Louisiana 19, ASU 3	Marci Lawrence	
1992	Northwestern Louisiana 24, ASU 18	Mitzi Talkington	
1991	Southwest Missouri 37, ASU 20	Tammy Thomas	
1990	ASU 16, Northwestern La. 8	Michelle Sample	
1989	Pittsburg State 34, ASU 13	Michelle Weser	
1988	ASU 28, Illinois State 10	Kathy Desgranges	
1987	ASU 27, North Texas 20	Fayeth Williams	
1986	ASU 56, Lamar 7	Leith Mills	
1985	ASU 13, Texas-Arlington 12	Paula Gibson	
1984	ASU 37, Lamar 10	Traci Carlson	
1983	ASU 21, Louisiana Tech 7	Brooke Breeding	
1982	McNeese State 21, ASU 10	Jennifer Green	
1981	ASU 14, Southwestern Louisiana 3	Sandy Statler	
1980	McNeese State 36, ASU 28	Becky Grace	
1979	Lamar 20, ASU 10	Debbie Shumaker	
1978	ASU 6, Lamar 3	Lee Ann Longinotti	
1977	ASU 17, Southwestern Louisiana 15	Christi Flynn	
1976	ASU 31, Lamar 0	LaDoris Speights	
1975	ASU 48, Tenn-Chattanooga 0	Rene Scaife	
1974	ASU 17, Northeast Louisiana 14	Marilyn Broadway	
1973	ASU 38, Illinois State 20	Veda Bunch	
1972	Trinity 32, ASU 22	Tonya Hottel	
1971	ASU 28, Texas-Arlington 7	Phoebe Cyrus	
1970	ASU 23, North Dakota 18	Holly Dodd	
1969	ASU 21, Drake 21 (tie)	Maria Stewart	
1968	ASU 48, Lamar 17	Jennifer Ware	
1967	ASU 24, Abilene Christian 14	Ann Smithwick	
1966	Lamar 17, ASU 0	Lynn Valenteen	
1965	ASU 27, Murray State 13	Betty Steinsiek	
1964	ASU 7, Delta State 6	Sue Stewart	
1963	Murray State 34, ASU 33	Pat Warneke	
1962	Southern Mississippi 20, ASU 7	Bettye Dee Keith	
1961	ASU 22, Murray State 14	Carolyn Cheek	
1960	ASU 14, Southern Mississippi 13	Sue Cato	
1959	ASU 36, Murray State 18	Carol Carr	
1958	ASU 16, Austin Peay State 0	Gaylene Houck	
1957	ASU 32, Southeast Oklahoma 7	Nancy Hubbell	
1956	ASU 21, Louisiana Tech 13	Sue Fitzgerald	
1955	Murray State 13, ASU 7	Ina Lee Wiles	
1954	Southeast Louisiana 51, ASU 0	Carolyn Bollinger	
1953	ASU 49, Southern Arkansas 0	Mary Ann Donaldson	
1952	ASU 42, Lewis College 0	Nancy Cunningham	
1951	ASU 35, Florence State 13	Sue Tyler	
1950	ASU 27, Henderson State 13	Mary Dean	
1949	ASU 7, Delta State 6	Shirley Swaim	
1948	ASU 32, Henderson State 14	Jonny Bogess	
1947	ASU 0, Central Arkansas 0 (tie)	Betty Blackwood	
1946	ASU 20, Illinois Wesleyan 0	Doris Harding	
1945	No Homecoming	None	
1942-44	No Team	None	
1941	No Records		
1940	ASU 13, Austin Peay State 0	Bonnie Lawhon, Helen Sturdivant	
1939	ASU 7, Southern Illinois 0	Mildred Hout	
1938	Hendrix 6, ASU 0	Maggie Hogue	
1937	Tennessee-Martin 16, ASU 7	Arlene Bullard	
1936	ASU 13, Southern Arkansas 6	Lucie Mai Weaver	
1935	ASU 10, Arkansas-Monticello 0	Margaret McGlasson	
1934	No Records	Nina Crockett	
1933	No Records		
1932	Arkansas-Monticello 13, ASU 0	Dorothy Matthews	
1931	ASU 13, Southern State 7	Georgia May Graves	
1930	Arkansas College 27, ASU 0	Eila McElyea	
1929	Arkansas College 54, ASU 13	Martha Little	
1928	ASU 6, Arkansas-Little Rock 0		
1927	ASU 12, Mayfield (Mo.) 0	Elizabeth Altman	
1926	ASU 14, Arkansas College 7		
1925	ASU 12, Central Arkansas 6	Amelia Griffin*	
1924	ASU 24, Alumni 0	Mae Nichols*	
1923	ASU 0, Alumni 0 (tie)	Jewell Smith*	
1922	Arkansas Tech 69, ASU 0	Anna Grace McGill*	
1921	Central Arkansas 13, ASU 6		

*—Carnival Queen

ARKANSAS STATE FOOTBALL

ASU Stadium and NCAA Records

SCORING

MOST POINTS SCORED: 30, Corey Walker (ASU) vs. Louisiana Tech, 11-9-96
MOST TOUCHDOWNS: 5, Corey Walker (ASU) vs. Louisiana Tech, 11-9-96
MOST EXTRA POINTS: 11, Scott Roper (ASU) vs. East Texas State, 9-26-87
MOST FIELD GOALS: 4, Scott Roper (UTA), 11-2-85; Mike Shafer (USL), 10-16-93
LONGEST FG: 63, J. Duren (ASU), vs. McNeese State, 11-23-74; Scott Roper (ASU) vs. NTSU, 11-7-87

RUSHING

MOST NET YARDS GAINED: 272, Joe Abdullah (Pacific), 10-22-94
MOST CARRIES: 43, Barry Redden (Richmond), 9-19-81
LONGEST PLAY: 85, Leroy Harris (ASU) vs. McNeese State, 10-23-76

PASSING

MOST ATTEMPTS: 56, Patrick Mitchell (Utah State), 9-2-95
MOST COMPLETIONS: 36, Chris Vargas (Nevada), 11-20-93
MOST YARDS GAINED: 508, Tim Rattay (Louisiana Tech), 11-7-98
MOST TOUCHDOWN PASSES: 7, Tim Rattay (Louisiana Tech), 11-7-98
MOST PASSES HAD INTERCEPTED: 5, David Bates (Texas-Arlington), 11-2-85
BEST COMP. PCT. (Min. 10 Att.): .917 (11 of 12), Tom Sears (ASU), 9-26-92
LONG PLAY: 84—T. Langford to J. Lewis (ASU) vs. SIU, 10-1-83; R. Slack to F. Turner, NW La., 9-5-87; C. Leonard to D. Johnson (ASU) vs. ULL, 10-13-07

TOTAL OFFENSE

MOST PLAYS: 65, Scott Gabbert (Southern Illinois), 9-30-89
MOST YARDS GAINED: 473, Tim Rattay (Louisiana Tech), 11-7-98

RECEIVING

MOST RECEPTIONS: 14, Kevin Alexander (Utah St.), 9-2-95; Nick Dugas (ULL), 10-13-01
MOST YARDS GAINED: 284, Lennie Johnson (ASU) vs. SW Missouri St, 11-8-97
MOST TD PASSES CAUGHT: 4, Troy Edwards from Tim Rattay (La. Tech), 11-7-98
LONGEST RECEPTION: 84, Judious Lewis from T. Langford (ASU) vs. Southern Illinois, 10-1-80; Floyd Turner from Rusty Slack (Northwestern La), 9-5-87; D. from C. (ASU) vs. ULL, 10-13-07

PUNTING

MOST PUNTS: 12, John Howell (UT Chattanooga), 11-1-75; Scot Simons (ASU) vs. UAB, 11-22-97
MOST PUNTING YARDAGE: 463, Dennis Pendergraft (Northwestern La.), 10-7-78
BEST PUN AVG. (Min. 3 Punts): 54.0, Joe Slayton (ASU) vs. SW La., 9-29-79 (3-162)
LONGEST PUNT: 80, Joe Slayton (ASU) vs. Lamar, 10-27-79

KICKOFF RETURNS

MOST RETURNS: 7, R. Kilow (ASU) vs. Boise St., 11-4-00; Ben West, Florida Int'l, 9-24-05
MOST RETURN YARDAGE: 176, Lamont Zachery (ASU) vs. Southwestern Louisiana, 10-4-97
LONGEST RETURN: 99, Michael Adams (ASU) vs. Lamar, 11-15-86

PUNT RETURNS

MOST RETURNS: 8, Steve Hanschen (ASU) vs. Northwestern Louisiana, 10-7-78
MOST RETURN YARDAGE: 130, James Johnson (ASU) vs. Tennessee-Martin, 9-10-05 (for TD)
LONGEST RETURN: 89, Kevin Jones (ASU) vs. Memphis, 9-27-07 (for TD)

INTERCEPTIONS

MOST INT.: 3, G. Lee (ASU) vs. UTA, 11-2-85; Chris Thompson (Nicholls St.), 11-22-01
MOST RETURN YARDAGE: 92, Tyrell Johnson (ASU) vs. Florida International, 9-24-05
LONGEST RETURN: 92, Tyrell Johnson (ASU) vs. Florida International, 9-24-05

TEAM RECORDS

MOST POINTS SCORED: 77, Arkansas State, 9-26-87
MOST POINTS (Both Teams): 99, Arkansas State 77, East Texas State 22, 9-26-87
TOTAL OFFENSE: 730, Louisiana Tech vs. ASU, 11-7-98
MOST YARDS RUSHING: 621, ASU vs. Tennessee-Martin, 9-15-84
MOST YARDS PASSING: 552, Louisiana Tech, 11-7-98
MOST FIRST DOWNS: 33, ASU (vs. Louisiana-Lafayette), 10-13-07
MOST PLAYS: 99, Arkansas State vs. Utah State, 9-2-95
TOTAL DEFENSE: 57, ASU (allowed to Tennessee-Chattanooga), 11-1-75
RUSHING DEFENSE: 11, ASU (allowed to Louisiana Tech), 10-15-83
PASSING DEFENSE: -3, Southwestern Louisiana (allowed to ASU), 10-10-81

MISCELLANEOUS RECORDS

ASU RECORD IN STADIUM: 106-65-1 (1974-07)
LONGEST WIN STREAK IN STADIUM: 17 (1984-87)
LONGEST UNBEATEN STREAK IN STADIUM: 20 (1984-87)
LARGEST CROWD: 30,427 (vs. Memphis), 9-18-2004

TOP RUSHING GAMES IN INDIAN STADIUM

- 272 — Joe Abdullah (Pacific), 10-22-94
- 269 — LaDainian Tomlinson (TCU), 9-25-99
- 242 — Willie English (Central Florida), 10-5-91
- 235 — Irving Spikes (Northeast Louisiana), 11-6-93
- 234 — Stephen Starring (McNeese State), 10-25-80
- 225 — Reggie Arnold (ASU), 10-13-07
- 223 — John Henry White (Louisiana Tech), 10-15-77
- 215 — Marquis Williams (ASU) vs. Nevada, 11-20-93
- 207 — Leroy Harris (ASU) vs. Southwestern La., 10-4-75
- 204 — Jason Cooper (Louisiana Tech), 9-28-91
- 193 — Antonio Warren (ASU) vs. Tulsa, 9-7-02
- 192 — Dennis Bolden (ASU) vs. Northeast La., 9-4-76
- 189 — Deon Ridgell (Northwestern Louisiana), 10-3-92
- 189 — Theron McClendon (McNeese State), 10-25-80
- 183 — Jonathan Adams (ASU) vs. NM St., 10-21-00
- 181 — Dwane Brown (ASU) vs. Lamar, 11-15-86
- 176 — Chris Easley (ASU) vs. Idaho, 11-8-03
- 176 — Roy Johnson (ASU) vs. Southern Illinois, 9-30-89
- 174 — Michael Desormeaux (UL Lafayette), 10-13-05
- 174 — Lamont Zachery (ASU) vs. Northern Illinois, 9-21-96
- 173 — Jonathan Adams (ASU) vs. Mississippi, 10-6-01
- 172 — Randy Rogers (Jacksonville State), 9-22-01
- 170 — Earl Easley (ASU) vs. East Texas State, 9-26-87
- 170 — John Stephens (Northwestern Louisiana) 9-5-87
- 169 — Barry Redden (Richmond), 9-19-81

ASU IN NCAA RECORDS

Division I

TEAM

- Rushing Offense Champions, 1975

Division I-A

TEAM

- Most Opp. Punts Blocked By (season) — 11 in 1975
- Two opposing I-A players each gaining 200 yards or more in a game: Corey Walker, ASU (212) and Charles Talley, Northern Illinois (251)

INDIVIDUAL

- Most Opponents Punts Blocked By (season) — 8 by Jimmy Lisko, 1975; Jimmy Francis, Baylor, 1989

Division I-AA

TEAM

- Fewest Passes Attempted By Both Teams (game) — 11 (8 by ASU; 3 by Memphis, 1982)
- Annual Defense Champions—Arkansas State, 1985
- Most Touchdowns Scored Rushing (game) — 10 vs. East Texas State, 1987
- ASU's 20-game home winning streak is the ninth-longest in I-AA history.

INDIVIDUAL

- Most Consecutive Quarters Kicking a Field Goal (career) — 7 by Scott Roper in 1986 (3 vs. McNeese State, 4 vs. North Texas State)

- Longest Field Goal — 63 by Scott Roper vs. North Texas, 1987

TOP 20

- For four straight seasons, ASU finished among the top 12 I-AA teams in the final I-AA polls; 10th in 1984, 6th in 1985, 2nd in 1986, 12th in 1987.

ARKANSAS STATE FOOTBALL

Opponent Records

INDIVIDUAL

RUSHING

Most Rushes: 43, Barry Redden, Richmond, 1981
Most Yards: 272, Joe Abdullah, Pacific, 1994
Best Avg. (Min. 15 att.): 10.8, Enos Hicks, McNeese St., 1972
Most Touchdowns: 4, Brian Mitchell, Southwestern Louisiana, 1989; Byron Hanspard, Texas Tech, 1995
Longest Run: 95, Keith White, Memphis State, 1948

PASSING

Most Attempts: 63, Jim Lindsey, Abilene Christian, 1970
Most Completions: 36, Craig Whelihan, Pacific, 1993; Chris Vargas, Nevada, 1993; Jason Martin, Louisiana Tech, 1996
Most Yards: 508, Tim Rattay, Louisiana Tech, 1998
Most Touchdowns: 7, Tim Rattay, Louisiana Tech, 1998
Best Percentage (Min. 20 Attempts): .882, Clint Marks, Middle Tennessee, 2004 (30 of 34)
Most Interceptions: 5, Michael Johnson, Akron, 1988; Gene Johnson, Louisiana Tech, 1988; David Bates, Texas-Arlington, 1985; Ken Lauterbach, Abilene Christian, 1971; Mike Grejbowski, Drake, 1969; Tom Garza, Trinity, 1969
Longest Pass: 92, Clint Longley to Richard Williams, Abilene Christian, 1973

TOTAL OFFENSE

Most Plays: 67, Jim Lindsey, Abilene Christian, 1970
Most Yards: 506, Clint Longley, Abilene Christian, 1973
Best Average: 16.3, Paul Carruth, Alabama, 1982

RECEIVING

Most Receptions: 18, Geoff Noisy, Nevada, 1996
Most Yards: 209, Geoff Noisy, Nevada, 1996
Best Average (Min. 3 catches): 40.0, Pat Coleman, Mississippi, 1989 (5 for 200)
Most Touchdowns: 4—Troy Edwards, La. Tech, 1998

SCORING

Most Points: 24, Randy Baldwin, Mississippi, 1990; Brian Mitchell, Southwestern Louisiana, 1989; Byron Hanspard, Texas Tech, 1995; Troy Edwards, Louisiana Tech, 1998
Most Touchdowns: 4, Randy Baldwin, Mississippi, 1990; Brian Mitchell, Southwestern Louisiana, 1989; Byron Hanspard, Texas Tech, 1995; Troy Edwards, Louisiana Tech, 1998
Most Extra Point Kicks: 8, Brian Happel, Texas-Arlington, 1979; Pedro Suarez, Louisiana State, 1991
Most PAT Kick Attempts: 8, Brian Happel, Texas-Arlington, 1979; Pedro Suarez, Louisiana State, 1991
Most Field Goals: 6, Sean Fleming, Wyoming, 1990; Alan Smith, Texas A&M, 1983
Most Field Goal Attempts: 7, Alan Smith, TAMU, 1983
Most Points Kicking: 20—Sean Fleming, Wyoming, 1990; Alan Smith, Texas A&M, 1983

PUNTING

Most Punts: 13, Ricky Gohlke, Lamar, 1975
Most Yards: 470, Bucky Scribner, Kansas, 1981
Best Average: 52.7, Matt Fodge, Oklahoma State, 2006
Longest Punt: 78, Steve Mick, Southern Illinois, 1976

PUNT RETURNS

Most Returns: 10, Rodregis Brooks, Alabama-Birmingham, 1997
Most Yards: 160, J.T. Thatcher, Oklahoma, 2000 (5 returns)
Best Average (Min. 3 returns): 32.0, J.T. Thatcher, Oklahoma, 2000 (5 for 160)
Longest Return: 85, Vic Minor, Northeast Louisiana, 1979

KICKOFF RETURNS

Most Returns: 7, Nate McGhee, Southern Illinois, 1987
Most Yards: 195, Vic Kubu, Murray State, 1963
Best Average (Min. 3 returns): 54.5, Charles McDaniel, Louisiana Tech, 1972
Longest Return: 100, Paul Hynes, Louisiana Tech, 1957

INTERCEPTIONS

Most Interceptions: 3, Andre Young, Louisiana Tech, 1981; C. Small, Florida Atlantic, 2006
Most Yards Returned: 94, David Dumars, Northeast Louisiana, 1977
Best Average (Min. 2 returns): 47.0, David Dumars, Northeast Louisiana, 1977 (2 returns)
Longest Return: 94, Billy Bond, Louisiana Tech, 1956

TEAM

RUSHING

Most Rushes: 73, Southern Illinois, 1971; Mississippi State, 1992
Most Yards: 505, Austin College, 1954

PASSING

Most Attempts: 65, Abilene Christian, 1970
Most Completions: 38, Nevada, 1996; Louisiana Tech, 1996; Louisiana Tech, 1998
Most Yards: 552, Louisiana Tech, 1998
Most Touchdowns: 7, Louisiana Tech, 1998
Best Completion Pct.: .808, North Texas, 1988 (21 of 26)
Most Times Intercepted: 5, Florida International, 2005; Akron, 1988; Louisiana Tech, 1988; Texas-Arlington, 1985; Memphis State, 1975; Abilene Christian, 1971; Drake, 1969; Trinity, 1969

TOTAL OFFENSE

Most Plays: 99, Utah State, 1995
Most Yards: 730, Louisiana Tech, 1998
Best Average: 9.5, Louisiana Tech, 1998
Most First Downs: 36, Louisiana Tech, 1990
Most Rushing First Downs: 20, Louisiana Tech, 1990
Most Passing First Downs: 22, Louisiana Tech, 1998
Most Penalty First Downs: 4, McNeese State, 1986; Southern Illinois, 1983; Louisiana Tech, 1982; East Carolina, 1996

SCORING

Most Points: 95, Central Arkansas, 1937
Most Touchdowns: 15, Central Arkansas, 1937
Most Extra Point Kicks: 10, Louisiana State, 1991
Most PAT Kicks Attempted: 10, Louisiana State, 1991; Louisiana Tech, 1998
Most Field Goals: 6, Wyoming, 1990; Texas A&M, 1983
Most Field Goal Attempts: 7, Texas A&M, 1983

PUNTING

Most Punts: 13, Lamar, 1975
Most Yards: 470, Kansas, 1981
Best Average: 53.8, Southern Illinois, 1982 (4 punts)

PUNT RETURNS

Most Returns: 10, Alabama-Birmingham, 1997
Most Yards: 160, Oklahoma, 2000
Best Average: 42.0, North Texas, 1988

KICKOFF RETURNS

Most Returns: 13, East Texas State, 1987
Most Yards: 243, East Texas State, 1987
Best Average: 52.3, Texas A&M, 2003

PASS INTERCEPTIONS

Most Interceptions: 6, Southern Mississippi, 1979 (106 yards); Utah State, 2003 (10-25-03)
Most Yards: 111, LSU, 1991 (4 returns)

FUMBLES

Most Fumbles: 12, Southwestern Louisiana, 1974
Most Fumbles Lost: 6, Mississippi State, 1956

PENALTIES

Most Penalties: 18, Trinity, 1972
Most Penalty Yards: 189, Northwestern Louisiana, 1976

LONGEST PLAYS

RUSHING

- 95, Keith White, Memphis State, 1948
- 92, Leon Fry, Abilene Christian, 1954
- 92, Lennie Kelly, Delta State, 1950

PASSING

- 92, Clint Longley to Richard Williams, ACU, 1973
- 85, Walter Phythian to Charles Andrews, NE La., 1986
- 85, Chester Norris to Ken Farmer, Delta State, 1963
- 84, Rusty Slack to Floyd Turner, Northwestern La., 1987
- 84, Danny Sparkman to Edwin Lovelady, Memphis, 1984
- 84, Danny Sparkman to Derrick Crawford, Memphis, 1983

PUNTING

- 78, Steve Mick, Southern Illinois, 1976
- 74, Dale Conner, North Dakota, 1970
- 72, Brit Framel, Louisiana-Lafayette, 2006
- 71, Don Whitney, Texas-Arlington, 1973
- 70, Bucky Scribner, Kansas, 1981

FIELD GOALS

- 59, Alan Smith, Texas A&M, 1983
- 57, Alan Smith, Texas A&M, 1983
- 57, Mike Andrie, Lamar, 1987
- 55, Gregg Goodman, Southern Illinois, 1970
- 54, Skipper Butler, Texas-Arlington, 1968
- 53, Sean Fleming, Wyoming, 1990
- 53, Rafael Septien, Southwestern Louisiana, 1976
- 52, Rafael Septien, Southwestern Louisiana, 1976
- 51, Jerry Pope, Louisiana Tech, 1973
- 50, Thomas Morstead, SMU, 2006
- 50, Kenny Seaman, Southern Illinois, 1975

PUNT RETURNS

- 85, Vic Minor, Northeast Louisiana, 1979
- 80, L. Singleton, Florida International, 2007
- 78, Andy Nelson, Memphis State, 1956
- 77, Jeff Steele, Northeast Louisiana, 1989
- 73, Stanley Kinchen, Louisiana State, 1991
- 71, Tony Kowotski, Mississippi State, 1951
- 70, Norman Duplain, Mississippi State, 1950
- 65, Leon Fry, Abilene Christian, 1953
- 60, Billy Cannon, Texas A&M, 1983

KICKOFF RETURNS

- 100—Paul Hynes, Louisiana Tech, 1957
- 99—Vic Kubu, Murray State, 1963
- 98—U. Parrish, Tulsa, 2003
- 97—Harold Robinson, Akron, 1991
- 97—John Avery, Mississippi, 1996
- 96—Vic Kubu, Murray State, 1963
- 95—James Kennison, Southwestern Louisiana, 1955

INTERCEPTION RETURNS

- 94, Billy Bond, Louisiana Tech, 1956
- 90, Ron Irvin, Southwestern Louisiana, 1977
- 85, David Dumars, Northeast Louisiana, 1977
- 85, Izell Reese, Alabama-Birmingham, 1997
- 84, Lorenzo Ferguson, Virginia Tech, 1997
- 77, Percy Nabors, Memphis State, 1983
- 72, Doug Simper, Illinois State, 1973

ARKANSAS STATE FOOTBALL

Hall of Honor

Linda Allison (1994 inductee)—Basketball, 1980-84
Fred Barnett (1999 inductee)—Football, 1986-89
Randy Barnhill (2003 inductee)—Football, 1984-86
Earl Bell (1986 inductee)—Track, 1974-77
Bill Bergey (1982 inductee)—Football, 1965-68
Everett Bolton (1986 inductee)—Three sports, 1939-41, 1946-48
Rusty Bourg (1995 inductee)—Baseball, 1967-70
Steve Brooks (1995 inductee)—Basketball, 1970-74
Dwane Brown (2001 inductee)—Football, 1984-87
Ray Brown (1996 inductee)—Football, 1983-85
Dan Buckley (1995 inductee)—Football, 1966-69
Jess Bucy (1998 inductee)—Baseball, 1949-51; Basketball, 1949-51
Mike Burk (1997 inductee)—Basketball, 1964-68
Johnnie Burnett (1985 inductee)—Four sports, 1927-29
Bill Caldwell (1985 inductee)—Three sports, 1956-59
Jim Callaway (1992 inductee)—Baseball, 1965-68
Maurice Carthon (1991 inductee)—Football, 1979-82
Nelson Catalina (1991 inductee)—Basketball Coach, 1979-95
Howard Cissell (1993 inductee)—Football, 1954-57
Jeff Clifton (2004 inductee)—Basketball, 1993-94
Ron Carroll (2005 inductee)—Trainer, 1976-present
Gary Crane (1992 inductee)—Basketball, 1965-68; Football, 1967-68
Carter Ray Crawford (1997 inductee)—Football, 1984-85
Dave Dailey (2000 inductee)—Golf, 1984-88
Bill Davidson (1984 inductee)—Football, 1953-57; FB Coach, 1968-78
Tommy Davis (2002 inductee)—Football, 1958-59
John Dickey (1997 inductee)—Basketball, Football, Baseball, 1947-48
John Dickson (1984 inductee)—Basketball, 1963-67
Wayne Dorton (2004 inductee)—Football, 1968-71
Bennie Ellender (1982 inductee)—Football Coach, 1963-70
Frosty England (1983 inductee)—Football Coach, 1946-53
Frank Farella (1999 inductee)—Football, 1954-57
Charlotte Fields (1998 inductee)—Basketball, 1984-88
Jay Flanigan (2007 inductee)—Track Coach, 1989-2007
Don Floyd (2003 inductee)—Athletic Director, 1969-75
Pedtra Wilson Flournoy (2002 inductee)—Track, 1990-93
Charlie Fredrick (2006 inductee)—Football, 1984-87
Aubrey Gatewood (1988 inductee)—Baseball, 1956-59
Bob Giersburg (1994 inductee)—Track, 1966-68
George Glenn (1984 inductee)—Baseball, 1963-66
Terry Gwin (1985 inductee)—Football, 1965-66
James Hamilton (1990 inductee)—Football, 1968-71
Foy Hammons (1988 inductee)—Football, 1913-15; FB Coach, 1919-21
Calvin Harrell (1994 inductee)—Football, 1968-71
Jeff Hartwig (2000 inductee)—Track, 1989-90
Dan Henderson (1995 inductee)—Basketball, 1974-77
Thomas Hill (1982 inductee)—Track, 1968-72
David Hines (1996 inductee)—Football, 1972-75
Joe Hollimon (1993 inductee)—Football, 1971-74
T.J. Humphreys (1988 inductee)—Football, Track, 1973-77
Marvin Jarrett (2000 inductee)—Basketball, 1978-80
Sue Jayroe (1997 inductee)—Basketball, 1975-80
Ken Jones (1987 inductee)—Football, 1972-75
Al Joyner (1993 inductee)—Track, 1980-83
Gerald Jumper (1990 inductee)—Football, 1964-67
Tim Keane (2005 inductee)—Football, 1965-67; Football Coach, 1972-89
George Kell (1999 inductee)—Tennis, 1940
Monica Klebe (1998 inductee)—Track, 1986-89
Guy Kochel (1984 inductee)—Track Coach, 1972-89
John Koldus (1995 inductee)—Baseball, 1952-53; Football, 1950-52

Larry Lacewell (1987 inductee)—Football Coach, Athletic Director, 1979-90
Harry Larche (1983 inductee)—Three sports, 1946-48
Doug Lowery (2005 inductee)—Football, 1970-73
Mike Malham, Jr. (2001 inductee)—Football, 1972-75
Mike Malham, Sr. (2006 inductee)—Football Coach, 1971-84
Tim Maloney (2004 inductee)—Baseball, 1981-83
Micah Marsh (2007 inductee)—Basketball, 1994-98
Jo Beth Carmack Mathis (2000 inductee)—Volleyball, 1990-92
Margie Kolat McGee (2006 inductee)—Volleyball, 1991-94
Kendra Meichsner (2005 inductee)—Tennis, 1995-98
Dennis Meyer (1991 inductee)—Football, 1968-71
Maurice Miller (1986 inductee)—Three sports, 1946-50
Andy Morris (1990 inductee)—Baseball, 1958-61; SID, 1969-74; Asst. AD, 1974-77
Jerry Muckensturm (1992 inductee)—Football, 1972-75
Anthony Myles (2001 inductee)—Basketball, 1978-80
Newton Norris (2001 inductee)—Basketball, 1934-37
Okey Oldham (1990 inductee)—Football, 1928-29; Baseball, 1928-30
Roy Painter (2002 inductee)—Football, 1973-76
Bill Phillips (1992 inductee)—Football, 1968-71
Wayne Pitcock (1991 inductee)—Baseball, 1967-69
Ed Preston (1991 inductee)—Track, 1975-77
John Rauth (1983 inductee)—Basketball Coach, Golf Coach, 1949-79
Tom Reese (2007 inductee)—Football, 1962-65
Don Riggs (1986 inductee)—Four sports, 1955-59
Jerry Rook (1983 inductee)—Basketball, 1962-65
John Rose (1985 inductee)—Track, Basketball Coach, 1963-76
Dana Ryan (1989 inductee)—Baseball, 1965-68
Don Scaife (1989 inductee)—Basketball, 1973-75
Bobby Scott (1992 inductee)—Four sports, 1948-51
Elbert Shelley (1997 inductee)—Football, 1983-86
Fred Shepherd (2002 inductee)—Basketball, 1990-93
James E. Simmons (2006 inductee)—Football, 1970-72
Leslie Speck (1984 inductee)—Three sports, 1931-35; Coach, 1936-38
Jerald Spencer (2006 inductee)—Track & Field, 1965-67
Tommy Spiers (1998 inductee)—Football, 1954-56
Paul Stovall (2000 inductee)—Football, Track, 1953-54
Dan Summers (1998 inductee)—Football, 1962-65
Clovis Swinney (1989 inductee)—Football, 1967-69
John Tate (1998 inductee)—Basketball, 1986-89
Sonja Tate (2004 inductee)—Basketball, Track, 1990-93
Donnie Taylor (2001 inductee)—Track, 1976-79
Bill Templeton (1987 inductee)—FB, 1954-56; FB Coach, 1965-79, Asst. AD, 1980-cur.
Harold Thomas (1996 inductee)—Baseball, 1953-56
Willard Tilley (1982 inductee)—Football, Basketball, 1939-40
J.A. Tomlinson (1982 inductee)—Athletic Director, Baseball Coach, 1944-76
Jan Troutt (1996 inductee)—Track, 1983-85
Shyla Tucker (2003 inductee)—Basketball, 1991-94
Juli Vaccari (1990 inductee)—Volleyball, 1975-78
Jim Wagner (1996 inductee)—Baseball, 1967-70
Sam Weir (1988 inductee)—Football, 1960-62; Football Assistant, 1971-72
Matt Whiteside (2007 inductee)—Baseball, 1987-90
Bob Williams (1987 inductee)—Track, 1975-79; Coach, 1980-86
Marcia Williams (1993 inductee)—Tennis, 1977-80; Coach, 1980-present
H.T. Winters (1983 inductee)—Football, Baseball, 1929-32
Jerry Ann Winters (1994 inductee)—Women's Basketball Coach, 1984-95
Bennie Wilhelm (1993 inductee)—Four sports, 1946-49
Jim Wiseman (2007 inductee)—Football, 1984-87
Richie Woit (1989 inductee)—Football, 1950-53
Kay Woodiel (1988 inductee)—Coach in three women's sports, 1974-84

ARKANSAS STATE FOOTBALL

ASU Glossary

Address

If you have need to mail something to the athletic department, address it: Athletic Department, P.O. Box 1000, State University, AR 72467. If you have a package to have delivered by overnight express, send it to: Athletic Department, Convocation Center, 217 Olympic Drive, Jonesboro, AR 72401.

Arch

The concrete arch in the heart of the ASU campus was presented by the 1927 graduating class of the Training School, a high school operated by the college at that time. It marked the entrance to the original administration building, which was destroyed by fire in 1931.

Balton Memorial Award

This is a special annual award for courage that is presented annually by the football staff to the one senior who has best exemplified that trait for the good of the team.

It is named in honor of the late James Crain Balton of Wilson, an ASU alum and avid football fan who was killed in a truck-train collision south of Jonesboro in 1989.

Recipients have been Brian Flagg (2007), Chris Easley (2006), Brandon Rollins (2005), Chris Jones (2004), Casey Venters (2003), Danny Smith (2002), Jonathan Adams (2001), Jack Wright (2000), Victor Henderson (1999), Lennie Johnson (1998), Austin Tinsley and Brent Pettus (1997), Maurice Harris (1996), Jerome McIntosh (1995), Ed Rufus (1994), Marcus Lawson and Wayne Cope (1993), Lee Hunt (1992), Roy Johnson (1991), John Moellers (1990) and Jim Bob Branch (1989).

Clyde

This marble statue of a staid old Indian Chief, now stationed in the new student center on campus, was purchased by the ASU Student Government Association for \$1,200 in 1958 to be a source of pride with the school's athletic nickname.

It was carved in Italy and purchased through the Clyde Spence Monument Company of Jonesboro, which is how it acquired the name "Clyde."

When first bought, it was positioned in the lobby of Wilson Hall. Freshmen were required to tip their beanies when passing by. If caught by an upperclassman not performing that ritual, the freshman was required to sing the ASU Fight Song on the spot.

Clyde was moved to the Reng Center in 1964, and the ritual was required of freshmen until 1970.

When the new student center opened in the spring of 2004, Clyde was moved to his current home.

Former head track and field coach Jay Flanagan and wife Liz, a former academic adviser at ASU, donated funds to purchase a plaque honoring Clyde and placing it in his permanent home. The plaque explains Clyde's history.

Colors

Scarlet and black were selected as official school colors in 1911, the year of the first football team. A committee of several students and one faculty member made the decision. The first use of the official colors was on a pennant.

Convocation Center

The multi-purpose arena, located south of the football practice fields adjacent to Indian Stadium, houses some offices of the athletic department.

The 10,563-seat facility is one of the largest indoor multi-purpose centers in the state. It was built over a three-year period for \$19 million, with 80 percent of the funding (\$15.3 million) provided by the state.

Endowment Scholarship Fund

Over 50 participate in the ASU Endowment Program. Almost \$2,000,000 are working to provide financial support for the ASU scholarship fund.

Participants are:

- *Tom & Anna Belle Akers
- *Terry & Susan Gwin
- *Pat McGinness
- *Scott & Kay Dawson
- *Mr. & Mrs. H.E. Coe
- *Mr. & Mrs. Geoffrey Pugh
- *Dr. and Mrs. Ken Aston
- *Billy Gene Davidson Memorial
- *Al Joyner-Earl Bell Olympic
- *Anonymous (4)
- *Bill Cato-Guy Pardew Jr.
- *Pauline Bartholomew
- *Martha McFerron
- *Mr. & Mrs. Melvin Kieffer
- *J.A. "Ike" Tomlinson
- *Charles & Sue Childs
- *Jim & Wanda Lee Vaughn
- *Dr. & Mrs. Darrell Broadway
- *Dr. Hank Jordan Memorial
- *H. T. "Pug" Winters
- *Ashley Gillam
- *Mr. & Mrs. Donald Nolen
- *Ben Lamberth Family
- *Mr. & Mrs. Melvin Wamock
- *Dr. Roger & Connie Hill
- *Phillip Matthews
- *Charles Luter
- *Sims Dailey
- *Perry Jake Darby
- *Leo & Shirley Bartholomew
- *Jerry & Becky Mooney for Christian Athletes
- *Verlyn L. Heath Memorial in Honor of Helen Heath
- *John Frankel
- *Ron Allison
- *Gene Harlow
- *Dr. Tim & Terri Langford
- *Paragould Country Club
- *Robert & Margret Holloway
- *Dennis & Eve Gillam
- *Frank Farella & Bill Templeton Trust
- *Eddie & Renee Clay Thomas Family Endowment
- *Steve & Mary Seitz
- *Atlas Asphalt
- *Robin Hagaman
- *Phil Womack
- *Carolyn Pryor
- *Benny Winford
- *Bob & Tammi Earwood
- *Hervey Aycock
- *Jim Hannah
- *Harry & Hazel Veal
- *Roger & Kelly Colbert

Anyone interested in joining this group may contact Bill Templeton at the Indian Club Office (870-972-2401).

Football Guide

This publication has been compiled for use by the news media, fans and prospective students. It is a publication of the ASU Media Relations Office.

The cost is \$15 per book and is available by contacting P.O. Box 1000, State University, AR 72467.

Gene Harlow Fund

ASU lost an important part of football history with the passing of former head coach Gene Harlow on New Year's Eve in 1998. To honor his memory, the Red Wolf Club established the Coach Gene Harlow Memorial Fund.

Contributions, based on a three-year pledge, may be made by contacting Bill Templeton at 870-972-2401 or

send your check payable to ASU Gene Harlow Memorial Fund to the Indian Club office at P.O. Box 1000, State University, AR 72467.

Pledges include \$100, \$200, \$400, \$600, \$800 and \$1,000.

Guard-Around

That was the successful "surprise" play—used most times with success—by Larry Lacey-coached ASU teams in 1983-89. Those linemen who had the privilege of carrying the ball were Berry King (1983), Farrell Wilson (1984), Ron Richardson (1984), Ray Brown (1985), Kenneth Nelson (1986-89) and Tony Walton (1989).

Touchdowns were scored on the play twice—by Wilson (vs. Tennessee-Chattanooga in 1984 I-AA playoffs) and by Nelson (vs. Jackson State in 1987 I-AA playoffs).

Gwin Award

Named in honor of former ASU footballer and 1985 Hall of Honor inductee Terry Gwin, this is the highest award that an A-State athlete can receive. It recognizes scholarship, citizenship, character and leadership.

It is presented each spring to a male and a female student-athlete, based on selection by a special committee on nominations submitted by coaches.

Recipients include Tyrell Johnson (football) and Samantha Berke (bowling) in 2007; Josh Yates (baseball) and Shana Yoder (soccer) in 2006; Oren O'Neal (football) and Marina Engelbrecht (tennis) in 2005; Brad Hayes (baseball) and Brooke Shelby (women's basketball) in 2004; Gustavo Rehder (track and field) and Casie Lowman (women's basketball) in 2003; Kolin Weaver (men's basketball) and Shellie Wenzel (women's golf) in 2002; Segun Ajigbeda (football) and Latrice Taylor (women's basketball) in 2001; Ron Teat (football) and Nicole Brown (track and field) in 2000; Aaron Raney (track and field) and Rebecca Sarjeant (women's golf) in 1999; Micah Marsh (men's basketball) and Amy Towne (women's basketball), in 1998; Jeff Caldwell (football) and Lauren Fair (volleyball), in 1997; Cody Allison (baseball) and Wanda deVilliers (tennis) in 1996; David Bass (men's basketball) and Ashley Eskridge (women's basketball) in 1995; Blake Denison (football) and Larisa Larson (track and field) in 1994; Darrin Travers (baseball) and Jo Beth Mathis (volleyball) in 1993; Steve Brock (baseball) and Holly Davis (women's basketball) in 1992; John Chism (football) and Shelly Kirby (volleyball) in 1991; Mike Ray (football) and Monika Klebe (track and field-cross country) and Darlene Dunn (volleyball) in 1990; Brian Wiedower (baseball) and Eva Brehe (women's basketball-track and field) in 1989; Jim Wiseman (football) and Vanessa Roberts (tennis) in 1988; Mark Robbins (football) and Andrea Crane (volleyball-softball), 1987; Mark McMinn (football) and Michelle Horton (women's basketball), 1986; Rick Barney (men's basketball), no females nominated, 1985; and Tim Langford (football) and Linda Allison (women's basketball), 1984.

Home Sweet Home

Give the Red Wolves the option, and they'll play at home. Their success at Indian Stadium is strong. A-State's success at home since opening ASU Stadium translates to a 93-59-1 record.

Included in that run was a string of 17 straight home wins.

In home openers in ASU Stadium, the Red Wolves stand 23-9 (.718 winning percentage) in 32 seasons.

Red Wolf Club

The heart of ASU's pride, spirit and traditions, the Red Wolf Club is ASU's athletic fund-raising and booster organization. Having a strong membership of fans, friends and alums of ASU support the Red Wolves through financial contributions, tailgating, pre- and post-

ARKANSAS STATE FOOTBALL

ASU Glossary

game receptions and "Riding With The Red Wolves" out-of-town road trips provides a solid heritage of athletic commitment and dedication.

Through the Red Wolf Club a sense of tradition radiates throughout the program and Red Wolves pride has never been stronger. Athletes from every sport benefit from the assistance of ASU's Red Wolf Club. The Club annually funds academic scholarships for student-athletes. This healthy investment in the future of our student-athletes is made possible solely through generous contributions to the Red Wolf scholarship fund.

Donor levels within the Red Wolf Club range from \$150 to \$25,000 per year, with each donor level bringing increased membership benefits. Of special interest to most football and men's basketball attendees are the Red Wolf Club Priority Seating and parking benefits that provide excellent seating and parking for home games.

Red Wolves Mascot Roll-Out Ceremony

A roll-out ceremony for Arkansas State University's newly adopted mascot, the Red Wolves, revealed the new face of ASU athletics on March 13, 2008.

The decision to bid farewell to ASU's Indians and Indian Family was not an easy one, but it was a collaborative decision at every level. The decision-making process was begun about a year ago from the roll-out ceremony in response to NCAA sanctions.

First, the Mascot Review Committee went to work in the spring of 2007, eventually returning a recommendation that the university needed to change its mascot. ASU Chancellor Dr. Robert L. Potts then appointed a Mascot Selection Steering Committee, which gathered ideas for a mascot change from an extremely broad-based constituency that included students, alumni, student athletes, athletic administration, and members of the community. Jim Pickens, emeritus member of the Board of Trustees, was appointed committee chair to oversee the process and keep it representative of all constituencies.

As Chancellor Potts noted at the historic Friday, March 7, 2008 ASU Board of Trustees meeting, "on Jan. 30 (2008), the Mascot Selection Steering Committee concluded its work by recommending that ASU adopt Wolves or a variation thereof, such as Red Wolves, as the new mascot and nickname for our athletic teams." After ascertaining that the nickname "Red Wolves" was unique among four-year universities, Potts announced his decision to the trustees, who ratified his selection. Potts remarked, "The Red Wolf is a noble species of wolf that once inhabited Arkansas and still exists in small numbers in other states. They are vicious and very aggressive, and they run in packs. I believe that Red Wolves is the best choice..."

ASU Board of Trustees chair Mike Gibson addressed the Mascot Selection Steering Committee's work at the historic board meeting marking the ratification of the adoption of Red Wolves as the new mascot.

Indian Family Retirement

ASU officially retired its former mascot, the Indian Family, during a halftime ceremony at a home basketball game on Feb. 28, 2007.

ASU held "A Ceremony of Celebration, Recognition and Farewell," honoring both current and former members of the Indian Family. Carrying single feathers, former members of the Indian Family lined center court to welcome the current Indian Family into the arena.

The former ASU mascot was a trio of Indian-attired students popularly known as the Indian Family. Chief Big Track (named after the legendary chief of the Osage tribe which occupied Northeast Arkansas) was the head of the Family, which also consisted of an unnamed princess and an unnamed brave.

The "Family," which had been dormant for some time, was resurrected when Barry Dowd took over as

ASU's Director of Athletics in March 1996.

In 1996, members of the Athletic Department, Alumni Relations and the Student Government Association along with former Indian Brave John Phillips and former Princess Genie Harrell, joined together to install tryouts for Indian Family members during the summer.

The group visited with and received a vote of approval from a group representing the Cherokee nations as well as other native Americans about authentic dances, symbols, costumes, etc.

The Indian Family, ASU's former official mascot, represented the University and its athletic programs in a stately and dignified manner befitting the Indian tribes which once lived in the area.

The expensive costumes, funded by the Alumni Association, were designed and hand stitched by Phillips along with help from Harrell and seamstress Shelly Kelly of Bono.

The Brave's costume was the same worn by Phillips as an ASU student with intricate beadwork. Chief Big Track's outfit was fashioned by Phillips from raw leather from Texas. It was an authentic chief war shirt with hand-stitched beadwork of an authentic Cherokee design. The headdress of 36 feathers was made by Native Americans in Texas.

The dress worn by the Princess, designed by Phillips and sewn by Kelly, was made of bleached garment leather. All garments required tedious hours of meticulously hand-stitched beadwork.

The Indian Family was selected by a campus committee through tryouts in the spring. Candidates had to qualify through interviews, horsemanship, appearance, attitude, school activities, and academics.

Since the Indian Family represented the university as a whole, special legislation was passed in 1997 by the SGA and the Student Activities Board to take the Indian Family under its wing. The Indian Family was funded by the ASU Spirit Club, a campus group which is a joint venture of SAB and SGA. The Indian Family represented ASU not only at athletic events, but at other campus functions as well as in the community.

Kays Stadium

This former home of ASU football was located on the southwestern side of the campus. It seated 8,000 and was the Tribe's home field for over 50 years—until ASU Stadium was finished in 1974.

The site was used as a 360-meter running track belonging to the Department of Physical Education, Health and Recreation. In the spring of 2004, construction began to turn the track into a parking area.

Life Skills Program

The Life Skills Program is strong on the ASU campus. The program resulted from efforts by the NCAA to create a total development program for student-athletes. Its mission is to support the following commitments: to athletic excellence, personal development, career development and to service.

The NCAA mandated that all collegiate athletic programs must have a Champs/Life Skills Program in working order by fall 2000.

ASU's program is also well known for its work in the fields of sportsmanship, study skills, drug and alcohol awareness, time management, stress management, career development, goal setting, nutrition, diversity, fundamental values, financial responsibilities and much more.

Former compliance officer Ed Postel and Dr. Lynita Cooksey of Academic Affairs installed a Life Skills curriculum for credit in 2001.

Lights

Arkansas State was privileged to hold the first-ever night game in the state when the "Gorillas" of "State Col-

lege" defeated Lambuth, 22-0, at old Kays Field in 1929. The school's yearbook explained that huge lights were installed for that specific purpose just before the first game of the season.

Red Wolves logos

The team from ASU's Publications and Creative Services were very pleased to roll out the Red Wolves imagery that they created in-house for the new visage of ASU in March of 2008.

According to Ron Looney, director, Department of Publications and Creative Services, all four of the department's staff artists collaborated in the creation of the Red Wolves imagery. Initial sketches of the wolf mascot were created by art director Mark Reeves and designer Mary Williams. Graphic designer Heath Kelly developed a unique lettering style, and staff artist Michael Johnson assisted with conceptual suggestions and digital manipulation of the art forms. The staff then combined their efforts to create the versions necessary for production of various types of university media. The Publications and Creative Services team look upon the project as entirely collaborative, and as a great experience for them all.



Block A-State Logo

Another official athletic symbol is the word "STATE" in block letters, accented by a bigger, bolder "A" in the center. This logo, which made one of its first appearances on ASU football helmets, was designed in the mid-1970s by Matt Melzer, a student manager from Monticello, Miss. A chronic doodler and decal designer, he actually did several versions but placed them in a drawer in the manager's desk. A similar design, by cheerleader Sharon Davidson, had adorned the front of the cheerleader uniforms in the late 1970's.

When Head Coach Larry Lacewell decided in the early 1980's to go with black jerseys and helmets, he needed a helmet design and asked for some ideas. Melzer's old drawing were found in the drawer and submitted. Lacewell chose one and it was ordered as a decal. At first, it contained a "U" around the big "A," but Equipment Services Manager David McDaniel cut the "U" off, and it was readily accepted by the players.

The block "State" logo made a comeback in May 2003 and may be used, with permission, for t-shirts and other items.

All Arkansas State University logos are officially licensed.



ARKANSAS STATE FOOTBALL

ASU Glossary

Milk And Cookies

When Steve Roberts came to Arkansas State, he brought a tradition with him which caught on in a hurry with the players. The night before each game, team members gather for milk and cookies. At this time, each player is supposed to sit by and visit with at least three people he has not visited with throughout the week to learn more about his teammates.

National Champions

The first undisputed national championship ever won by a football team from Arkansas was the 1970 ASU squad which went 11-0. That bunch won national college division trophies from the *Associated Press*, *United Press International* and Washington Touchdown Club.

Nicknames

ASU will compete as the Red Wolves for the first time ever this fall after being the Indians from 1931 through the spring of 2008.

The first nickname in 1911 was "Aggies," since ASU was the only agricultural school in Eastern Arkansas (the word "Farmers" was also used). In 1925 it was changed to "Gorillas," but that one wasn't too readily accepted. "Warriors" was adopted in 1930, and it evolved to "Indians" one year later.

"Indians" was taken from the heritage of the state of Arkansas—from the Osage tribe which made its home in Northern Arkansas before the settlers arrived. During the 18th Century the Osage were at war with practically all other tribes of the plains, as well as with the woodland tribes.

'Paint Bucket Bowl'

This was the unofficial name for the annual football rivalry between ASU and Memphis State back in the 1950's.

Officials of the two schools had decided to make the trophy for the winner of this game some buckets of paint and some paint brushes. The losing school also designed a particular area on its campus that the winner could smear with paint.

The idea was to eliminate the defacing of each campus and the "kidnapping" of opposing football players during game week. It evolved into the winning school being given a trophy from the other—a paint bucket decorated in the colors of the two schools and inscribed with the score.

Memphis State won both of the 'Paint Bucket Bowl' trophies before the series was temporarily discontinued after the 1957 game.

Perfection

The latest undefeated and untied Division I-A teams, according to the NCAA:

Boise State (13-0), 2006; Texas (13-0), 2005; Miami (12-0) in 2001; Oklahoma (13-0) in 2000; Florida State (12-0) and Marshall (13-0) in 1999; Tennessee (13-0) and Tulane (12-0) in 1998; Michigan (11-0) and Nebraska (12-0) in 1997; Nebraska (11-0) in 1995; Nebraska (12-0) and Penn State (11-0) in 1994; Auburn (11-0) in 1993; Alabama (12-0) in 1992; Miami (11-0) and Washington (11-0) in 1991; Notre Dame (12-0) in 1988; Miami (12-0) in 1987; Penn State (12-0), Bowling Green (11-0) and Brigham Young (13-0) in 1984; Clemson (12-0) in 1981; Georgia (12-0) in 1980; Alabama (12-0) in 1979; Pittsburgh (12-0) in 1976; Rutgers (11-0) in 1974; **Arkansas State (11-0) in 1975**; Arizona State (12-0) in 1975; Oklahoma (11-0) in 1974; Penn State (12-0) in 1973; Southern California (12-0) in 1972; and Nebraska (13-0) in 1971.

"Red"

"Red," a spirit character for ASU's athletic programs, was introduced to the public during two press confer-

ences—in Jonesboro and in Little Rock in July 2003.

The red and black-haired costumed character greeted fans, children, and members of the media at a morning conference at the ASU Football Complex, then traveled to the First Tee in Little Rock for an afternoon gathering.

The spirit character was designed to function independently of the Indian Family as an entertaining figure during men's and women's athletic events.

Throughout the various stages of the spirit character's development through artists' renderings, ASU officials presented the updates to the advisory committee and university personnel for feedback from the youth market groups. "Red" is the brainchild of ASU Director of Athletic Marketing Andrea Scott who personally designed the figure.

Scott sent her design to Olympic Flag and Banner Inc. who made the costume utilizing ASU's school colors of scarlet.

Retired Jerseys

Only four football jersey numbers have been retired in ASU's illustrious 90-year-old history. The latest was No. 56 worn by Harry Larche, retired during the halftime of the season finale in 1998. Larche was the second Red Wolf ever to sign a professional football contract in 1948. Linebacker Bill Bergey, who played with the Red Wolves from 1965-68 before an impressive career with the Philadelphia Eagles and Cincinnati Bengals, was on hand to see No. 66 retired November 22, 1997. Jersey number 49, worn by the late great Calvin Harrell when he was a two-time All-America running back at ASU, was retired in a ceremony November 9, 1996. According to records, ASU's first-ever first-team All-American Richie Woit saw his No. 83 retired in 1954. However, the number is still in use.

Ring of Honor

The Ring of Honor, an idea of former athletic director Barry Dowd, recognizes Red Wolves football greatness. Ring inductees include former Red Wolves players Tim Langofrd (2007), Ray Brown (2007), Terry Gwin (2006), Bill Phillips (2003), Maurice Carthon (2002), Harry Larche (1998), Bill Bergey (1997), and Calvin Harrell (1996), former player, coach and current Director of Major Gifts Bill Templeton (1997), former coach and athletic director J.A. "Ike" Tomlinson (1998), and former head coaches Bill Davidson (1999), Bennie Ellender (2000), and Larry Laceywell and Frank Farella (2001).

Songs

Hail to ASU, the school's alma mater, was written by Dr. Harold Manor, former head of the University's College of Fine Arts. The arrangement, used presently, was designed by Harold Worman, a former associate band director. Another popular "school" song played at most athletic events are *The ASU Fight Song* by George L. "Pop" Hodge of Marked Tree.

Student-Athlete Advisory Committee

The Student-Athlete Advisory Committee is an integral part of not only the department of athletics, but to the campus and community as well. The committee is made up of student-athletes representing ASU's 15 sports.

The committee meets throughout the year and devotes its time to the betterment of all student-athletes and campus and community issues.

Extremely active, members frequently visit elementary schools to read to and visit with young people. The group established the Lunch Buddies programs with elementary students as well as initiated functions which bring awareness to different causes and programs.

Advisor to the committee is Melanie Richardson, Associate Athletic Director for Student Services and Senior Woman Administrator.

Sun Belt Conference Football

Since July 2, 1991, ASU has been a part of the Sun Belt Conference after the SBC merged with the old American South. The school's membership was in all sports with the exception of football until November 4, 1999, when the Sun Belt Conference extended invitations of membership to Middle Tennessee State, New Mexico State, North Texas, and Louisiana-Monroe. At the time, the league announced sponsorship of NCAA Division I-A football for the first time as a championship sport, beginning in 2001.

Middle Tennessee, New Mexico State and North Texas joined ASU, Arkansas-Little Rock, Denver, Florida International, Louisiana-Lafayette, New Orleans, South Alabama, and Western Kentucky as full members. Louisiana-Monroe competed in football only until becoming a full member in 2006. Shortly afterward, the University of Idaho announced it would compete in Sun Belt football.

The current Sun Belt Conference football members are Arkansas State, Florida International, Florida Atlantic, North Texas, Louisiana-Monroe, Louisiana-Lafayette, Middle Tennessee and Troy. Western Kentucky will become a football member of the league in 2009.

In addition, in April 2000, the NCAA certified the new New Orleans Bowl Game which will feature the Sun Belt champion as one of the participants. The first New Orleans Bowl was played Dec. 18, 2001, between Sun Belt representative North Texas and Mountain West representative Colorado State.

Tailgating

That's part of the Red Wolves fun that takes place prior to any home ASU game—in the ASU Stadium parking lot and surrounding areas.

The night before the game, alums and other fans camp out on the stadium grounds as they prepare for gameday.

Lately, the tailgating has become more organized, with sponsors getting involved, prizes for best food or most original costumes, etc.

For more information, contact ASU Marketing (870-972-3930).

Tickets

Chairbacks	\$120
Reserved Bench	\$80
General Admission	\$70
Family Plan	\$195
Little Red Wolf Club	\$35
Single Game	\$17, \$14

Talent Factory

A-State's football program has gained the reputation in recent years as proving ground for future pro players. Since 1970 over 100 Red Wolves have signed professional contracts. Most recently, Tyrell Johnson was a second-round selection in the 2008 NFL Draft by the Minnesota Vikings and Darren Toney and Khayyam Burns signed rookie free agent contracts with the Carolina Panthers and Kansas City Chiefs, respectively.