



Front Office

Coaching Staff

Players

Rookies

2008 Season

Records

HISTORY

Playoff History

Sidelines

2008 REGULAR SEASON (13-3)

Head Coach: Jeff Fisher

Postseason: 0-1

Standings: 1st Place AFC South

Front Office

Coaching Staff

Players

Rookies

2008 Season

Records

HISTORY

Playoff History

Sidelines

DATE	OPPONENT	SCORE	WL	ATT
Sep. 7	JACKSONVILLE	17-10	W	69,143
Sep. 14	at Cincinnati	24-7	W	65,540
Sep. 21	HOUSTON	31-12	W	69,143
Sep. 28	MINNESOTA	30-17	W	69,143
Oct. 5	at Baltimore	13-10	W	71,131
Oct. 12	BYE			
Oct. 19	at Kansas City	34-10	W	74,200
Oct. 27	INDIANAPOLIS	31-21	W	69,143
Nov. 2	GREEN BAY	19-16*	W	69,143
Nov. 9	at Chicago	21-14	W	62,124
Nov. 16	at Jacksonville	24-14	W	65,258
Nov. 23	NY JETS	13-34	L	69,143
Nov. 27	at Detroit	47-10	W	60,112
Dec. 7	CLEVELAND	28-9	W	69,143
Dec. 14	at Houston	12-13	L	70,831
Dec. 21	PITTSBURGH	31-14	W	69,143
Dec. 28	at Indianapolis	0-23	L	66,721
Jan. 10	BALTIMORE	10-13	L	69,143

TITANS	OPP
TOTAL FIRST DOWNS	268
Rushing	108
Passing	143
Penalty	17
3rd Down: Made/Att	78/216
3rd Down Pct.	36.1
4th Down: Made/Att	5/11
4th Down Pct.	45.5
Possession Avg.	29:09
Total Net Yards	5018
Avg. Per Game	313.6
Total Plays	973
Avg. Per Play	5.2
Net Yards Rushing	2199
Avg. Per Game	157.4
Total Rushes	508
Avg. Per Play	4.3
Net Yards Passing	2819
Avg. Per Game	176.2
Sacked/Yards Lost	12/83
Gross Yards	2902
Att./Comp.	453/265
Completion Pct.	58.5
Had Intercepted	9
Punts/Average	87/42.8
Net Punting Avg.	36.5
Penalties/Yards	108/855
Fumbles/Ball Lost	18/8
Touchdowns	41
Rushing	24
Passing	13
Returns	4

BY PERIODS	1	2	3	4	OTPTS
Titans	63	119	67	123	3
Opponents	49	87	34	64	0

SCORING	TD	RU	PA	RT	FG	2P	TP
Bironas	0	0	0	40/40	29/33	0	127
White	15	15	0	0/0	0/0	0	90
Johnson	10	9	1	0/0	0/0	0	60
Gage	6	0	0	0/0	0/0	0	36
Hall	2	0	2	0/0	0/0	1	14
Scaife	2	0	2	0/0	0/0	0	12
Griffin	1	0	2	0/0	0/0	0	6
Ball	1	0	1	0/0	0/0	0	6
Jones	1	0	1	0/0	0/0	0	6
Finnegan	1	0	1	0/0	0/0	0	6
Bulluck	1	0	1	0/0	0/0	0	6
Crumpler	1	0	1	0/0	0/0	0	6
Titans	41	24	13	4	40/40	29/33	1
Opponents	25	12	11	2	24/24	20/30	0

2-point conversions:
Titans 1-1, Opponents 0-1

PASSING	ATT	CMP	PCT	YARDS	YDS/ATT	TD	INT	LG	SK/YDS	RATING
K.Collins	415	242	58.3	2676	6.4	12	7	56t	8/60	80.2
V.Young	36	22	61.1	219	6.1	1	2	54	3/13	64.5
C.Simms	2	1	50.0	7	3.5	0	0	7	1/10	78.5
Titans	453	265	58.5	2902	6.4	13	9	56t	12/83	78.8
Opponents	575	342	59.5	3458	6.0	12	20	65	44/262	69.2

RUSHING	NO	YDS	AVG	LG	TD
Johnson	251	1228	4.9	66t	9
White	200	773	3.9	80t	15
Ganther	9	61	6.8	22	0
Collins	25	49	2.0	17	0
Jones	2	35	17.5	28	0
Young	8	27	3.4	8	0
Hall	8	21	2.6	6	0
McCareins	2	8	4.0	4	0
Henry	1	3	3.0	3	0
Henrich	2	-6	-3.0	0	0
Titans	508	2199	4.3	80t	24
Opponents	403	1502	3.7	61t	12

RECEIVING	NO	YDS	AVG	LG	TD
Scaife	58	561	9.7	44	2
Johnson	43	260	6.0	25	1
Jones	41	449	11.0	40	1
Gage	34	651	19.1	56t	6
McCareins	30	412	13.7	37	0
Crumpler	24	257	10.7	28	1
Hall	13	138	10.6	54	2
Hawkins	7	68	9.7	19	0
Ganther	6	43	7.2	15	0
White	5	16	3.2	7	0
Davis	2	31	15.5	21	0
Stevens	1	9	9.0	9	0
Williams	1	7	7.0	7	0
Titans	265	2902	11.0	56t	13
Opponents	342	3458	10.1	65	12

INTERCEPTIONS	NO	YDS	AVG	LG	TD
Griffin	7	172	24.6	83t	1
Finnegan	5	100	20.0	99t	1
Hope	4	53	13.3	39	0
Harper	2	11	5.5	15.0	0
Ball	1	15	15.0	15t	1
Carr	1	0	0.0	0	0
Titans	20	351	17.6	99t	3
Opponents	9	88	9.8	33	0

PUNTING	NO	YDS	AVG	NET	TB	LG	B
Henrich	87	3725	42.8	36.5	13	27	75
Titans	87	3725	42.8	36.5	13	27	75
Opponents	87	3676	42.3	36.2	10	28	66

PUNT RETURNS	NO	FC	YDS	AVG	LG	TD
Carr	32	20	323	10.1	44	0
Davis	2	1	6	3.0	9	0
Titans	34	21	329	9.7	44	0
Opponents	32	20	290	9.1	34	0

KICKOFF RETURNS	NO	YDS	AVG	LG	TD
Carr	35	984	28.1	52	0
Hawkins	7	130	18.6	23	0
Davis	4	119	29.8	33	0
Griffin	2	32	16.0	28	0
Hall	2	21	10.5	13	0
Johnson	1	17	17.0	17	0
Stevens	1	16	16.0	16	0
Titans	52	1319	25.4	52	0
Opponents	61	1524	25.0	59	0

FIELD GOALS	1-19	20-29	30-39	40-49	50+
Bironas	0-0	6-6	7-7	15-19	1-1
Titans	0-0	6-6	7-7	15-19	1-1
Opponents	0-0	9-10	6-10	4-8	1-2

Bironas/Titans: (47G) (34G) (44G) (20G, 32G, 49G) (35G, 26G) (49G, 46G) (34G, 44G, 43N, 48G) (31G, 25G, 22G, 47N, 41G) (49N) (32G) (43G, 49G) (49G, 41G, 45G, 43G) () (26G, 23G, 51G, 34G, 42G) (48N)
Opponents: (37N, 27G) (37N) (44G, 24G) (42G, 48N) (38G, 45N) (39N, 50N, 26G) () (23G, 26G, 38G) (48B) () (20G, 30G) (53G) (47G, 41G, 44N, 39G) (32G, 26N, 24G) (33N) (28G, 21G, 38G)

SACKS
Haynesworth 8.5, Ford 7, J. Jones 5, Ball 4.5, Vanden Bosch 4.5, Brown 4, Kearse 3.5, Vickerson 1.5, Finnegan 1, Griffin 1, Hayes 1, Hope 1, Tulloch 1, Bulluck 0.5
Titans 44, Opponents 12

TACKLES (Solo, Assists, Total)
Bulluck 83-37-120, Tulloch 62-36-98, Hope 71-22-93, Thornton 63-30-93, Griffin 49-32-81, Harper 70-10-80, Finnegan 61-18-79, Haynesworth 45-30-75, Brown 41-32-73, Ball 22-29-51, Jones 28-21-49, Kearse 35-13-48, Vanden Bosch 16-30-46, Ford 27-18-45, Fuller 35-8-43, Carr 24-9-33, Fowler 14-13-27, Vickerson 10-13-23, Hayes 13-8-21, King 9-1-10, Allred 7-1-8, Nickey 3-3-6, Keglar 3-2-5, Stamer 1-1-2, Amato 0-0-0, Gordon 0-0-0, Hill 0-0-0, Williams 0-0-0
Titans (792-417-1209)

USUAL STARTING LINEUP

OFFENSE
WR Justin McCareins (19)
LT **Michael Roos (71)**
LG Eugene Amano (54)
C **Kevin Mawae (68)**
RG Jake Scott (73)
RT David Stewart (76)
TE Alge Crumpler (83)
WR Justin Gage (12)
FB Ahmad Hall (45)
QB **Kerry Collins (5)**
RB **Chris Johnson (28)**

DEFENSE
LE Jevon Kearse (90)
LT Tony Brown (97)
RT **Albert Haynesworth (92)**
RE Kyle Vanden Bosch (93)
MLB David Thornton (50)
MLB Stephen Tulloch (55)
RLB Keith Bulluck (53)
LB Nick Harper (20)
RCB **Cortland Finnegan (31)**
SS **Chris Hope (24)**
FS **Michael Griffin (33)**

SPECIALISTS
K Rob Bironas (2)
P Craig Hentich (15)

Pro Bowl
All-Pro



RB Chris Johnson



CB Cortland Finnegan

GM: Mike Reinfield; Head Coach: Jeff Fisher
Asst. Coaches: Mike Heimerdinger (off. coord.), Jim Schwartz (def. coord.), Dave McGinnis (asst. head coach/LB), Bart Andrus (off. asst.), Matt Burke (def. asst./qual. ct.), Earnest Byner (RB), Chuck Cecil (DB), Marty Galbraith (ST asst.), Fred Graves (WR), Craig Johnson (QB), Dowell Loggains (off. qual. ct.), Alan Lowry (ST), Mike Munchak (OL), Marcus Robertson (asst. secondary), Jim Washburn (DL), Steve Watterson (asst. head coach/strength & conditioning), John Zernhelt (TE).

2006 SEASON (8-8)

Head Coach: Jeff Fisher

Postseason: 0-0

Standings: 2nd Place AFC South

Front Office

Coaching Staff

Players

Rookies

2008 Season

Records

HISTORY

Playoff History

Sidelines

DATE	OPPONENT	SCORE	WL	ATT
Sep. 10	N.Y. JETS	16-23	L	69,143
Sep. 17	at San Diego	7-40	L	64,344
Sep. 24	at Miami	10-13	L	72,733
Oct. 1	DALLAS	14-45	L	69,143
Oct. 8	at Indianapolis	13-14	L	57,021
Oct. 15	at Washington	25-22	W	88,550
Oct. 22	BYE			
Oct. 29	HOUSTON	28-22	W	69,143
Nov. 5	at Jacksonville	7-37	L	66,524
Nov. 12	BALTIMORE	26-27	L	69,143
Nov. 19	at Philadelphia	31-13	W	69,232
Nov. 26	N.Y. GIANTS	24-21	W	69,143
Dec. 3	INDIANAPOLIS	20-17	W	69,143
Dec. 10	at Houston	26-20*	W	70,760
Dec. 17	JACKSONVILLE	24-17	W	69,143
Dec. 24	at Buffalo	30-29	W	54,765
Dec. 31	NEW ENGLAND	23-40	L	69,143

TITANS		OPP
TOTAL FIRST DOWNS		261
Rushing		105
Passing		133
Penalty		23
3rd Down: Made/Att		67/205
3rd Down Pct.		32.7
4th Down: Made/Att		7/17
4th Down Pct.		41.2
Possession Avg.		27:17
Total Net Yards		4810
Avg. Per Game		300.6
Total Plays		945
Avg. Per Play		5.1
Net Yards Rushing		2214
Avg. Per Game		138.4
Total Rushes		469
Avg. Per Play		4.7
Net Yards Passing		2596
Avg. Per Game		162.3
Sacked/Yards Lost		29/152
Gross Yards		2748
Att./Comp.		447/226
Completion Pct.		50.6
Had Intercepted		19
Punts/Average		88/42.7
Net Punting Avg.		37.3
Penalties/Yards		94/803
Fumbles/Ball Lost		29/7
Touchdowns		36
Rushing		15
Passing		13
Returns		8

BY PERIODS	1	2	3	4	OTPTS
Titans	52	87	81	98	6
Opponents	84	116	85	115	0

SCORING	TD	RU	PART	PAT	FG	2 P TP
Bironas	0	0	0	0	32/32	22/28
Henry	7	7	0	0	0	0
Young	7	7	0	0	0	0
A.Jones	4	0	4	0	0	0
B.Jones	4	0	4	0	0	0
Bennett	3	0	3	0	0	0
Scaife	3	1	2	0	0	0
Troupe	2	0	2	0	0	0
Wade	2	0	2	0	0	0
T.Brown	1	0	1	0	0	0
Bulluck	1	0	1	0	0	0
Hope	1	0	1	0	0	0
Finnegan	1	0	1	0	0	0
Titans	36	15	13	8	32/32	22/28
Opponents	46	20	2	4	41/44	27/33

PASSING	ATT	CMP	PCT	YARDS	YDS/ATT	TD	INT	LG	SK/YDS	RATING
Young	357	184	51.5	2199	6.2	12	13	53	25/129	66.7
Collins	90	42	46.7	549	6.1	1	6	36	4/23	42.3
Titans	447	226	50.6	2748	6.1	13	19	53	29/152	61.8
Opponents	530	335	63.2	3750	7.1	24	17	68t	26/148	86.0

RUSHING	NO	YDS	AVG	LG	TD
Henry	270	1211	4.5	70t	7
Young	83	552	6.7	39t	7
White	61	244	4.0	26	0
C.Brown	41	156	3.8	21	0
Hall	7	21	3.0	11	0
Scaife	1	13	13.0	13t	1
A.Jones	2	8	4.0	7	0
Roby	1	3	3.0	3	0
B.Jones	1	3	3.0	3	0
Givens	1	3	3.0	3	0
Nickey	1	0	0.0	0	0
Titans	469	2214	4.7	70t	15
Opponents	506	2313	4.6	73t	20

RECEIVING	NO	YDS	AVG	LG	TD
Bennett	46	737	16.0	39	3
Wade	33	461	14.0	25	2
Scaife	29	370	12.8	34	2
B.Jones	27	384	14.2	53	4
Henry	18	78	4.3	12	0
Hall	15	138	9.2	28	0
White	14	60	4.3	13	0
Troupe	13	150	11.5	32	2
R.Williams	8	121	15.1	20	0
Givens	8	104	13.0	27	0
Hartsock	6	68	11.3	23	0
A.Jones	2	31	15.5	17	0
Roby	2	28	14.0	21	0
Cramer	2	8	4.0	6	0
C.Brown	2	4	2.0	4	0
Wallace	1	6	6.0	6	0
Titans	226	2748	12.2	53	13
Opponents	335	3750	11.2	68t	24

INTERCEPTIONS	NO	YDS	AVG	LG	TD
Hope	5	105	21.0	61t	1
A.Jones	4	130	32.5	83t	1
Thompson	3	14	4.7	11	0
Hill	2	20	10.0	11	0
Sirmon	1	13	13.0	13	0
Bulluck	1	0	0.0	0	0
Tulloch	1	0	0.0	0	0
Titans	17	282	16.6	83t	2
Opponents	19	250	13.2	55t	2

PUNTING	NO	YDS	AVG	NET	TB	IN	LG	B	
Henrich	88	3760	42.7	37.3	3	10	32	73	0
Titans	88	3760	42.7	37.3	3	10	32	73	0
Opponents	68	2888	42.5	34.4	4	18	61	1	1

PUNT RETURNS	NO	FC	YDS	AVG	LG	TD
A.Jones	34	3	440	12.9	90t	3
Wade	3	3	27	9.0	18	0
Titans	37	6	467	12.6	90t	3
Opponents	33	24	278	8.4	39	0

KICKOFF RETURNS	NO	YDS	AVG	LG	TD
Wade	50	1194	23.9	48	0
A.Jones	20	521	26.1	70	0
Scaife	4	64	16.0	18	0
Cramer	3	37	12.3	21	0
White	1	14	14.0	14	0
Hartsock	1	5	5.0	5	0
Titans	79	1835	23.2	70	0
Opponents	58	1263	21.8	52	0

FIELD GOALS 1-19	20-29	30-39	40-49	50+	
Bironas	0-0	10-11	7-7	4-8	
Titans	0-0	10-11	7-7	4-8	
Opponents	1-1	10-11	6-10	10-10	0-1

FIELD GOALS 1-19	20-29	30-39	40-49	50+
Bironas	(1), (1), (51N, 22G), (33G, 39G), (22G, 47G), (32G, 26G, 30G), (1), (1), (21G, 41N, 43B), (36G), (48N, 49G), (25G, 60G), (41G, 33G), (44N, 27G), (42G, 20G, 30G), (25G, 23N, 27G, 27G)			
Team:	(1), (1), (51N, 22G), (33G, 39G), (22G, 47G), (32G, 26G, 30G), (1), (1), (21G, 41N, 43B), (36G), (48N, 49G), (25G, 60G), (41G, 33G), (44N, 27G), (42G, 20G, 30G), (25G, 23N, 27G, 27G)			
Opponents:	(18G, 34N, 30N), (28G, 31G, 35G, 44G), (40G, 30N, 39G), (26N, 43G), (1), (1), (29G), (47G, 21G, 39G), (47G, 21G, 39G), (42G, 38G), (1), (53N, 20G), (49G, 46G), (43G), (21G, 36G, 45G, 21G, 24G), (28G, 26G, 33N)			

SACKS
Vanden Bosch 6.5, LaBoy 3.5, Starks 3.0, Bulluck 2.5, Haynesworth 2.0, Finnegan 2.0, T.Brown 1.5, Mahelona 1.0, A.Jones 1.0, Bockwoldt 1.0, Odom 0.5, Smith 0.5, Sirmon 0.5, Tulloch 0.5
Titans 26.0, Opponents 29.0

TACKLES (Solo, Assists, Total)
Bulluck 107-54-161, Hope 99-29-128, Thornton 93-29-122, Vanden Bosch 67-51-118, Sirmon 67-38-105, Thompson 58-19-77, Smith 43-33-76, P.Jones 54-13-67, Hill 41-18-59, Haynesworth 34-25-59, Finnegan 47-10-57, LaBoy 31-26-57, Starks 36-20-56, T.Brown 33-18-51, Tulloch 23-14-37, Conover 12-9-21, Mahelona 12-9-21, Fuller 11-4-15, Odom 9-6-15, Bockwoldt 4-3-7, Scott 2-3-5, Woolfolk 4-0-4, Savage 2-2-4, Amato 2-1-3, Reynolds 2-0-2, Lowry 0-1-1.
Titans (893-435-1328)

USUAL STARTING LINEUP
OFFENSE
WR Brandon Jones (81)
LT Michael Roos (71)
LG Jacob Bell (60)
C Kevin Mawae (68)
RG Benji Olson (75)
RT David Stewart (76)
TE Bo Scaife (80)
WR Drew Bennett (83)
FB Ahmad Hall (45)
QB Vince Young (110)
RB Travis Henry (20)
DEFENSE
LE Kyle Vanden Bosch (93)
LT Robaire Smith (98)
RT Albert Haynesworth (92)
RE Travis LaBoy (91)
LLB David Thornton (50)
MLB Peter Sirmon (59)
LCB Keith Bulluck (51)
CLB Reynaldo Hill (23)
RCB Pacman Jones (32)
SS Chris Hope (24)
FS Lamont Thompson (28)
SPECIALISTS
K Rob Bironas (2)
P Craig Henrich (15)
Pro Bowl

GM: Floyd Reese; Head Coach: Jeff Fisher
 Asst. Coaches: Norm Chow (off. coord.), Jim Schwartz (def. coord.), Dave McGinnis (Asst. head coach/LB), Sherman Smith (Asst. head coach/RB), Matt Burke (def. asst.), Chuck Cecil (S/nickel), Marty Galbraith (ST asst.), Craig Johnson (QB), Alan Lowry (ST), Mike Munchak (OL), Ray Sherman (WR), Jim Washburn (DL), Steve Watterson (strength & rehab.), Everett Withers (DB), John Zernhelt (TE).

2002 SEASON (11-5)

Front Office

Coaching Staff

Players

Rookies

2008 Season

Records

HISTORY

Playoff History

Sidelines

Head Coach: Jeff Fisher

Postseason: 1-1

Standings: 1st Place AFC South

DATE	OPPONENT	SCORE	WL	ATT
Sep. 8	PHILADELPHIA	27-24	W	68,804
Sep. 15	at Dallas	13-11	L	62,527
Sep. 22	CLEVELAND	28-31*	L	68,804
Sep. 29	at Oakland	25-52	L	58,719
Oct. 6	WASHINGTON	14-31	L	68,804
Oct. 13	JACKSONVILLE	23-14	W	68,804
Oct. 20	BYE			
Oct. 27	at Cincinnati	30-24	W	52,822
Nov. 3	at Indianapolis	23-15	L	62,527
Nov. 10	HOUSTON	17-10	W	68,804
Nov. 17	PITTSBURGH	31-23	W	68,804
Nov. 24	at Baltimore	12-13	L	69,365
Dec. 1	at N.Y. Giants	32-29*	W	78,640
Dec. 8	INDIANAPOLIS	27-17	W	68,804
Dec. 16	NEW ENGLAND	24-10	W	68,809
Dec. 22	at Jacksonville	28-10	W	51,033
Dec. 29	at Houston	13-3	W	70,894
Jan. 11	PITTSBURGH	34-31*	W	68,809
Jan. 19	at Oakland	24-41	L	62,544

	TITANS	OPP
TOTAL FIRST DOWNS	312	297
Rushing	112	75
Passing	182	197
Penalty	18	25
3rd Down: Made/Att	94/216	76/202
3rd Down Pct.	43.5	37.6
4th Down: Made/Att	9/16	9/18
4th Down Pct.	56.3	50.0
POSSESSION AVG.	32:47	27:13
TOTAL NET YARDS	5272	4964
Avg. Per Game	329.5	310.3
Total Plays	1032	974
Avg. Per Play	5.1	5.1
NET YARDS RUSHING	1952	1424
Avg. Per Game	122.0	89.0
Total Rushes	511	372
Avg. Per Play	3.8	3.8
NET YARDS PASSING	3320	3540
Avg. Per Game	207.5	221.3
Sacked/Yards Lost	21/121	40/213
Gross Yards	3441	3753
Att./Comp.	500/306	562/339
Completion Pct.	61.2	60.3
Had Intercepted	15	18
PUNTS/AVERAGE	66/41.3	77/41.6
NET PUNTING AVG.	66/33.9	77/36.2
PENALTIES/YARDS	112/891	99/853
FUMBLES/BALL LOST	20/10	22/11
TOUCHDOWNS	42	40
Rushing	16	7
Passing	22	27
Returns	4	6

BY PERIODS	1	2	3	4	OTPTS
Titans	76	127	67	94	3 367
Opponents	72	71	68	110	3 324

SCORING	TD	RU	PA	RT	PAT	FG	S P
Nedney	0	0	0	0	36/36	25/31	0 111
George	14	12	2	0	0	0	0 86
Mason	5	0	5	0	0	0	0 30
K. Dyson	4	0	4	0	0	0	0 24
Simon	4	1	3	0	0	0	0 24
McNair	3	3	0	0	0	0	0 20
Bennett	2	0	2	0	0	0	0 12
McCareins	2	0	2	0	0	0	0 12
Wycheck	2	0	2	0	0	0	0 12
Bulluck	1	0	0	1	0	0	0 6
Coady	1	0	0	1	0	0	0 6
A. Dyson	1	0	0	1	0	0	0 6
Green	1	0	1	0	0	0	0 6
Meier	1	0	1	0	0	0	0 6
Simon	1	0	0	1	0	0	0 6
Titans	42	16	2	6	36/36	25/31	0 367
Opponents	40	7	27	6	36/36	14/21	0 324

2-point conversions: George, McNair
Titans 2-6, Opponents 2-4

PASSING	ATT	CMP	PCT	YARDS	YDS/ATT	TD	INT	LG	SK/YDS	RATING
McNair	492	301	61.2	3387	6.88	22	15	55	21/121	84.0
O'Donnell	5	3	60.0	24	4.80	0	0	0	0/0	72.1
Wycheck	2	1	50.0	13	6.50	0	0	13	0/0	70.8
Hentrich	1	1	100.0	17	17.00	0	0	17	0/0	118.8
Titans	500	306	61.2	3441	6.88	22	15	55	21/121	83.9
Opponents	562	339	60.3	3753	6.68	27	18	75	40/213	82.8

RUSHING	NO	YDS	AVG	LG	TD
George	343	1165	3.4	35	12
McNair	82	440	5.4	26	3
Holcombe	47	242	5.1	39	0
Green	21	71	3.4	12	0
McCareins	2	18	9.0	16	0
Simon	9	18	2.0	13	1
Hentrich	1	5	5.0	5	0
Comella	1	0	0.0	0	0
O'Donnell	3	-3	-1.0	-1	0
K. Dyson	2	-4	-2.0	5	0
Titans	511	1952	3.8	39	16
Opponents	372	1424	3.8	42	7

RECEIVING	NO	YDS	AVG	LG	TD
Mason	79	1012	12.8	40	5
K. Dyson	41	460	11.2	40	4
Wycheck	40	346	8.7	19	2
George	36	255	7.1	14	2
Bennett	33	478	14.5	53	2
McCareins	19	301	15.8	55	3
Simon	16	167	10.4	42	3
Kinney	13	173	13.3	31	0
Holcombe	10	91	9.1	18	0
Comella	10	70	7.0	17	0
Green	7	57	8.1	21	1
Meier	1	17	17.0	17	1
Berlin	1	14	14.0	14	0
Titans	306	3441	11.2	55	22
Opponents	339	3753	11.1	75	27

INTERCEPTIONS	NO	YDS	AVG	LG	TD
Schulters	6	56	9.3	28	0
Simon	3	88	29.3	32	1
A. Dyson	3	27	9.0	16	1
Rolle	2	0	0.0	0	0
Coady	1	24	24.0	24	1
Bulluck	1	5	5.0	5	0
Williams	1	0	0.0	0	0
Mitchell	1	-2	-2.0	-2	0
Titans	18	198	11.0	32	3
Opponents	15	179	11.9	82	2

PUNTING	NO	YDS	AVG	NET	TB	INT	LG	B
Hentrich	65	2725	41.9	33.9	5	28	56	1
Titans	66	2725	41.3	33.9	5	28	56	1
Opponents	77	3202	41.6	36.2	10	22	61	1

PUNT RETURNS	NO	FC	YDS	AVG	LG	TD
Simon	13	6	113	8.7	30	0
Mason	9	12	60	6.7	21	0
McCareins	6	4	44	7.3	16	0
Titans	28	22	217	7.8	30	0
Opponents	28	19	390	13.9	83	3

KICKOFF RETURNS	NO	YDS	AVG	LG	TD
Simon	20	371	18.6	29	0
Berlin	13	260	20.0	32	0
McCareins	13	300	23.1	48	0
Kinney	3	41	13.7	25	0
Green	1	10	10.0	10	0
Titans	50	982	19.6	48	0
Opponents	74	1482	20.0	54	0

FIELD GOALS	1-19	20-29	30-39	40-49	50+
Nedney	0/0	9/9	10/12	5/8	1/2
Titans	0/0	9/9	10/12	5/8	1/2
Opponents	1/2	3/3	5/7	4/6	1/3

Nedney: (33G, 47G) (37G, 53G) () () ()
(40G, 26G, 33G, 32N) (33G, 28G, 46G)
(28G, 34G, 39G) (49N, 24G) (39N, 43G)
(32G, 37G, 40G, 21G) (54N, 38G) (35G, 29G) (45N, 28G) (46N) (28G, 26G)
Opponents: (30G) () (52N, 33G) (28G) (31G) () (44G) (46N) (51G) (31N, 37N) (26G, 43G) (38G, 36G, 19G) (44G, 44N) () (24G) (50N, 19N, 42G)

SACKS
Carter 10.0, C. Hall 8.0, Ford 3.5, Smith 2.5, Kearse 2.0, Schulters 2.0, Simon 2.0, A. Dyson 1.0, Godfrey 1.0, Haynesworth 1.0, J. Thomas 1.0
Titans 40.0, Opponents 21.0

TACKLES (Solo, Assists, Total)
Bulluck (116-64-180), Simon (83-47-130), Schulters (75-19-94), Smith (41-32-73), Carter (42-29-71), Hall (43-27-70), Williams (55-14-69), A. Dyson (54-7-61), Haynesworth (31-24-55), Mitchell (40-11-51), Ford (24-21-45), Rolle (37-7-44), Godfrey (27-17-44), Thornton (21-23-44), Chamberlin (14-13-27), Echols (13-6-19), Thomas (11-5-16), Calmus (9-4-13), Aldridge (8-5-13), Coady (10-2-12), Kearse (6-5-11), Morris (7-2-9), Boiman (1-5-6), Beckham (1-0-1), Kassel (0-1-1)
Titans (769-390-1159)

USUAL STARTING LINEUP

OFFENSE
WR Derrick Mason (85)
TE/FB Erron Kinney (89/Greg Comella (33))
LT Brad Hopkins (72)
LG Zach Piller (69)
C Gennaro DiNapoli (64)
RG Benji Olson (75)
RT Fred Miller (71)
TE Frank Wycheck (89)
WR Kevin Dyson (87)
QB Steve McNair (9)
RB Eddie George (27)

DEFENSE
LE Kevin Carter (93)
LT John Thornton (78)
RT Henry Ford (92)
RE Carlos Hall (97)
LLB Peter Simon (59)
MLB Randall Godfrey (56)
RLB Keith Bulluck (52)
LCB Andre Dyson (22)
RCB Samari Rolle (21)
SS Tank Williams (25)
FS Lance Schulters (31)

SPECIALISTS
K Joe Nedney (6)
P Craig Hentrich (15)

Pro Bowl

GM: Floyd Reese; Head Coach: Jeff Fisher
Asst. Coaches: Mike Heimerdinger (off. coord.), Jim Schwartz (def. coord.), George Henshaw (asst. head coach/ST), Gunther Cunningham (asst. head coach defense/LB), Chuck Cecil (def. asst.), Ned James (off. asst.), Craig Johnson (QB), Alan Lowry (OT), Mike Munchak (OL), Sherman Smith (RB), Steve Walters (WR), Jim Washburn (DL), Steve Watterson (strength & rehab.), Everett Withers (DB)

Head Coach: Jeff Fisher

Postseason: 0-0

Standings: 3rd Place AFC Central

DATE	OPPONENT	SCORE	WL	ATT
Sep. 9	MIAMI	23-31	L	68,798
Sep. 23	at Jacksonville	6-13	L	65,994
Sep. 30	BYE			
Oct. 7	at Baltimore	7-26	L	69,494
Oct. 14	TAMPA BAY	31-28*	W	68,798
Oct. 21	at Detroit	27-24	W	76,940
Oct. 29	at Pittsburgh	7-24	L	63,763
Nov. 4	JACKSONVILLE	38-24	W	68,798
Nov. 12	BALTIMORE	10-16	L	68,798
Nov. 18	at Cincinnati	20-7	W	63,865
Nov. 25	PITTSBURGH	24-34	L	68,801
Dec. 2	at Cleveland	31-15	W	72,818
Dec. 9	at Minnesota	24-42	L	64,271
Dec. 16	GREEN BAY	26-20	W	68,804
Dec. 22	at Oakland	13-10	W	61,934
Dec. 30	CLEVELAND	38-41	L	68,798
Jan. 6	CINCINNATI	21-23	L	68,798
* Overtime				

	TITANS	OPP
TOTAL FIRST DOWNS	288	300
Rushing	87	79
Passing	179	192
Penalty	22	29
3rd Down: Made/Att	98/233	74/212
3rd Down Pct.	42.1	34.9
4th Down: Made/Att	2/15	7/14
4th Down Pct.	13.3	50.0
POSSESSION AVG.	31:29	28:31
TOTAL NET YARDS	5352	5515
Avg. Per Game	334.5	344.7
Total Plays	1026	996
Avg. Per Play	5.2	5.5
NET YARDS RUSHING	1794	1431
Avg. Per Game	112.1	89.4
Total Rushes	468	405
Avg. Per Play	3.8	3.5
NET YARDS PASSING	3558	4084
Avg. Per Game	222.4	255.3
Sacked/Yards Lost	43/309	32/175
Gross Yards	3867	4259
Att./Comp.	515/307	559/328
Completion Pct.	59.6	58.7
Had Intercepted	17	13
PUNTS/AVERAGE	85/42.0	82/41.3
NET PUNTING AVG.	85/37.0	82/35.7
PENALTIES/YARDS	119/1025	88/832
FUMBLES/BALL LOST	18/11	21/11
TOUCHDOWNS	39	46
Rushing	12	17
Passing	23	27
Returns	4	2

BY PERIODS	1	2	3	4	OTPTS
Titans	84	73	90	86	3 336
Opponents	61	127	74	126	0 388

SCORING	TD	RU	PA	RT	PAT	FG	S	TP
Nedney	0	0	0	0	0	34/35	20/28	0 94
Mason	10	0	9	1	0	0	0	62
K.Dyson	7	0	7	0	0	0	0	44
George	5	5	0	0	0	0	0	30
McNair	5	5	0	0	0	0	0	30
Wycheck	4	0	4	0	0	0	0	24
Green	2	1	1	0	0	0	0	12
Mitchell	2	0	2	0	0	0	0	12
Bennett	1	0	1	0	0	0	0	8
Hicks	1	1	0	0	0	0	0	6
Kinney	1	0	1	0	0	0	0	6
Myers	1	0	1	0	0	0	0	6
Fisk	0	0	0	0	0	0	1	2
Titans	38	12	23	4	34/35	20/28	1 336	
Opponents	46	17	27	2	44/44	22/29	0 388	

2-point conversions: Mason, K. Dyson, Bennett
Titans 3-4, Opponents 1-2

PASSING	ATT	CMP	PCT	YARDS	YDS/ATT	TD	INT	LG	SK/YDS	RATING
McNair	431	264	61.3	3350	7.77	21	12	71	37/251	90.2
O'Donnell	76	42	55.3	496	6.53	2	2	35t	6/58	73.1
Volek	3	0	0.0	0	0.00	0	0	0	0/0	39.6
Green	2	0	0.0	0	0.00	0	2	0	0/0	0.0
Hentrich	2	0	0.0	0	0.00	0	1	0	0/0	0.0
Wycheck	1	1	100.0	21	21.00	0	0	21	0/0	118.8
Titans	515	307	59.6	3867	7.51	23	17	71t	43/309	84.2
Opponents	559	328	58.7	4259	7.62	27	13	78	32/175	89.1

GM: Floyd Reese; Head Coach: Jeff Fisher

Asst. Coaches: Mike Heimerdinger (off. coord.), Jim Schwartz (def. coord.), George Henshaw (asst. head coach/off.), Gunther Cunningham (asst. head coach defense/LB), Chuck Cecil (def. asst.), Craig Johnson (off. asst.), Alan Lowry (ST), Mike Munchak (LB), Sherman Smith (RB), Steve Walters (WR), Jim Washburn (DL), Steve Watterson (strength & rehab.), Everett Withers (DB)

RUSHING	NO	YDS	AVG	LG	TD
George	315	939	3.0	27	5
McNair	75	414	5.5	24	5
Hicks	86	341	6.1	51	1
Green	15	71	4.7	21	1
O'Donnell	6	28	4.7	15	0
Wycheck	1	1	1.0	1	0
Titans	468	1794	3.8	51	12
Opponents	405	1431	3.5	48t	17

RECEIVING	NO	YDS	AVG	LG	TD
Mason	73	1128	15.5	71t	9
Wycheck	60	672	11.2	30	4
K.Dyson	54	825	15.3	68t	7
George	37	279	7.5	25	0
Kinney	25	263	10.5	24	1
Bennett	24	329	13.7	50	1
Green	12	64	5.3	10	1
Sanders	5	74	14.8	22	0
Hicks	5	22	4.4	9	0
McCareins	3	88	29.3	36	0
Meier	3	31	10.3	18	0
Natkin	2	42	21.0	27	0
Berlin	2	28	14.0	19	0
Coleman	1	19	19.0	19	0
Ours	1	3	3.0	3	0
Titans	307	3867	12.6	71t	23
Opponents	328	4259	13.0	78	27

INTERCEPTIONS	NO	YDS	AVG	LG	TD
A. Dyson	3	36	12.0	36	0
Rolle	3	3	1.0	3	0
Bulluck	2	21	10.5	21	0
Robinson	2	13	6.5	13	0
Godfrey	1	5	5.0	5	0
Booker	1	0	0.0	0	0
Favors	1	0	0.0	0	0
Titans	13	78	6.0	36	0
Opponents	17	163	9.6	45t	2

PUNTING	NO	YDS	AVG	NET	TB	IN	LG	B
Hentrich	85	3567	42.0	37.0	8	28	70	0
Titans	85	3567	42.0	37.0	8	28	70	0
Opponents	82	3388	41.3	35.7	9	25	58	1

PUNT RETURNS	NO	FC	YDS	AVG	LG	TD
Mason	20	19	128	6.4	20	0
J.Walker	14	4	125	8.9	36	0
McCareins	2	0	29	14.5	18	0
Titans	36	23	282	7.8	36	0
Opponents	36	20	264	7.3	31	0

KICKOFF RETURNS	NO	YDS	AVG	LG	TD
Mason	34	748	22.0	101t	1
Berlin	13	253	19.5	32	0
Coleman	11	251	22.8	34	0
McCareins	4	70	17.5	21	0
J. Walker	3	33	11.0	19	0
Green	2	20	10.0	12	0
Bennett	1	11	11.0	11	0
Kinney	1	13	13.0	13	0
Long	1	10	10.0	10	0
Rolle	1	3	3.0	3	0
Titans	71	1413	19.9	101t	1
Opponents	57	1418	24.9	81	0

FIELD GOALS	1-19	20-29	30-39	40-49	50+
Nedney	0/0	6/6	5/5	8/15	1/2
Titans	0/0	6/6	5/5	8/15	1/2
Opponents	0/0	4/4	15/17	2/7	1/1

Nedney: (51G) (47N, 22G, 43G) (46N) (44G, 45G, 47N, 49G) (38G, 4G, 30G, 46G) (48N) (51N, 46G) (48N, 27G) (41G, 37G) (49G) (29G) (37G) (44N, 24G) (22G, 21G) (31G) (0)
Opponents: (37G) (35G, 37N, 39G) (26G, 25G) (0) (40B, 23G) (48N, 42G, 27G) (33G) (31G, 33G, 30G) (0) (89G, 47N, 37G) (0) (0) (36G, 54G) (40N, 35G, 33N, 42N) (30G, 44G) (30G, 33G, 34G)

SACKS
Kearse 10.0, Evans 5.5, Fisk 2.5, Carter 2.0, Rolle 2.0, Smith 2.0, Favors 1.5, Morris 1.5, Bulluck 1.0, Chamberlin 1.0, Ford 1.0, Godfrey 1.0, Robinson 1.0
Titans 32.0, Opponents 43.0

TACKLES (Solo, Assists, Total)
Godfrey (79-32-111), Robinson (58-43-101) Phenix (63-24-87), Evans (53-24-77), Fisk (38-30-68), Kearse (39-25-64), Bulluck (35-29-64), Carter (39-22-61), Favors (34-27-61), A. Dyson (52-6-58), Rolle (52-4-56), Morris (34-12-46), Ford (24-20-44), Jenkins (12-3-15), Porter (26-5-31), Bishop (22-5-27), Mitchell (22-3-25), Salave'a (6-12-18), J. Walker (8-9-17), Smith (8-8-16), Chamberlin (12-3-15), Booker (6-2-8), Myers (2-2-4), Thomas (2-1-3), Green (1-0-1)
Titans (751-352-1103)

USUAL STARTING LINEUP

OFFENSE
WR Derrick Carter (85)
TE/FB Erion Kinney (88)
LT Brad Hopkins (72)
LG Zach Piller (69)
C **Bruce Matthews (74)**
RG Benji Olson (75)
RT Fred Miller (71)
TE Frank Wycheck (89)
WR Kevin Dyson (87)
QB Steve McNair (9)
RB Eddie George (27)

DEFENSE
LE Kevin Carter (93)
LT Josh Evans (91)
RT Jason Fisk (97)
RE Jevon Kearse (90)
LLB Greg Favors (51)
MLB Randall Godfrey (56)
RLB Eddie Robinson (55)
LCB Andre Dyson (22)
RCB Samari Rolle (21)
SS Aric Morris (28)
FS Perry Phenix (35)

SPECIALISTS
K Joe Nedney (6)
P Craig Hentrich (15)

Pro Bowl

Front Office

Coaching Staff

Players

Rookies

2009 Season

Records

HISTORY

Playoff History

Sidelines

Head Coach: Jeff Fisher

Postseason: 3-1

Standings: 2nd AFC Central

Table with columns: DATE, OPPONENT, SCORE, WL, ATT. Lists game results for the season.

TITANS OPP

Summary statistics for the Titans, including Total First Downs, Net Yards Rushing, Net Yards Passing, etc.

BY PERIODS

Summary statistics by period (1, 2, 3, 4, OTPTS).

SCORING

Scoring summary for the Titans, listing touchdowns, field goals, and punts.

2-point conversions: Harris
Titans 1-3, Opponents 4-6

PASSING summary table with columns: ATT, CMP, PCT, YARDS, YDS/ATT, TD, INT, LG, SK, YDS, RATING.

RUSHING summary table with columns: NO, YDS, AVG, LG, TD.

RECEIVING summary table with columns: NO, YDS, AVG, LG, TD.

INTERCEPTIONS summary table with columns: NO, YDS, AVG, LG, TD.

PUNTING summary table with columns: NO, YDS, AVG, NET, TB, IN, LG, B.

PUNT RETURNS summary table with columns: NO, FC, YDS, AVG, LG, TD.

KICKOFF RETURNS summary table with columns: NO, YDS, AVG, LG, TD.

FIELD GOALS summary table with columns: 1-19, 20-29, 30-39, 40-49, 50-59.

Del Greco (50G, 33G) (35G,44N) (44G, 48G) (21G, 22G,28G) () (42N,19G) (27G) (33N) (26G) () (27G,31G, 37N) (39G,33G) () (38G,27G,43N) (30G,20G) (42G)
Opponents: (33G,38G) (41G) (42G) (39G) (44G,46G,50G) (44G,42G) (54N,38N) (43N,46G) (32N) (24N,24G) () (21G,27G) (32N,45N) (32G) () ()

SACKS summary table with columns: Name and stats.

TACKLES (Solo, Assists, Total)

TACKLES summary table with columns: Name and stats.

USUAL STARTING LINEUP

- OFFENSE
WR Kevin Dyson (87)
LT Brad Hopkins (72)
LG Bruce Matthews (74)
C Kevin Long (60)
RG Benji Olson (75)
RT Jon Runyan (69)
TE Frank Wycheck (89)
WR Yancey Thigpen (82)
QB Steve McNair (91)
RB Eddie George (27)
FB Lorenzo Neal (41)

DEFENSE

- DE Jevon Kearse (90)
LT Josh Evans (91)
RT Jason Fisk (97)
RE Kenny Holmes (99)
LLB Eddie Robertson (55)
MLB Barron Wortham (52)
RLB Joe Bowden (58)
LCB Denard Walker (25)
RCB Samari Rolle (21)
SS Blaine Bishop (23)
FS Marcus Robertson (31)

- SPECIALISTS
K Al Del Greco (3)
P Craig Henrich (15)

Pro Bowl
All-Pro

GM: Floyd Reese; Head Coach: Jeff Fisher

Asst. Coaches: George Henshaw (Asst. head coach/run game), Les Stechel (off. coord.), Gregg Williams (def. coord.), Bart Andrus (OB), O'Neill Gilbert (LB), Jerry Gray (DB), Alan Lowry (ST), Mike Munchak (OL), Jim Schwartz (def. asst.), Sherman Smith (RB), Steve Walters (WR), Jim Washburn (DL), Steve Watterson (strength & rehab.)

Front Office Coaching Staff Players Rookies 2009 Season Records History Playoff History Sidelines

1998 SEASON (8-8)

Head Coach: Jeff Fisher

Postseason: 0-0

Standings: 2nd AFC Central

Front Office

Coaching Staff

Players

Rookies

2008 Season

Records

HISTORY

Playoff History

Sidelines

DATE	OPPONENT	SCORE	WL	ATT
Sep. 6	at Cincinnati	23-14	W	55,848
Sep. 13	SAN DIEGO	7-13	L	41,089
Sep. 20	at New England	16-27	L	59,973
Sep. 27	JACKSONVILLE	22-27	L	34,696
Oct. 4	BYE			
Oct. 11	at Baltimore	12-8	W	68,561
Oct. 18	CINCINNATI	44-14	W	33,288
Oct. 25	CHICAGO	20-23	L	40,089
Nov. 1	at Pittsburgh	41-31	W	58,222
Nov. 8	at Tampa Bay	31-22	W	65,054
Nov. 15	PITTSBURGH	23-14	W	41,104
Nov. 22	NY JETS	3-24	L	37,084
Nov. 28	at Seattle	18-20	L	59,048
Dec. 6	BALTIMORE	16-14	W	31,124
Dec. 13	at Jacksonville	16-13	W	65,657
Dec. 20	at Green Bay	22-30	L	59,888
Dec. 26	MINNESOTA	16-26	L	41,121

	OILERS	OPP
TOTAL FIRST DOWNS	308	279
Rushing	118	81
Passing	171	170
Penalty	19	28
3rd Down: Made/Att	84/210	76/201
3rd Down Pct.	40.0	37.8
4th Down: Made/Att	4/11	3/16
4th Down Pct.	36.4	18.8
POSSESSION AVG.	31.41	28.20
TOTAL NET YARDS	5261	5121
Avg. Per Game	328.8	320.1
Total Plays	1016	955
Avg. Per Play	5.2	5.4
NET YARDS RUSHING	1970	1610
Avg. Per Game	123.1	100.6
Total Rushes	462	414
NET YARDS PASSING	3291	3511
Avg. Per Game	205.7	219.4
Sacked/Yards Lost	35/191	30/172
Gross Yards	3482	3683
Att./Comp.	519/305	511/319
Completion Pct.	58.8	62.4
Had Intercepted	10	12
PUNTS/AVERAGE	69/47.2	74/43.1
NET PUNTING AVG.	69/39.2	74/37.2
PENALTIES/YARDS	126/1135	93/704
FUMBLES/BALL LOST	25/9	11/7
TOUCHDOWNS	32	34
Rushing	12	9
Passing	16	24
Returns	4	1

BY PERIODS	1	2	3	4	OTPTS	
Oilers	54	112	71	93	0	380
Opponents	58	69	87	106	0	320

SCORING	TD	RU	PA	RT	PAT	FG	S	TP
Def Greco	0	0	0	0	0	28/28	36/39	0/36
E. George	6	5	1	0	0	0	0	38
McNair	4	4	0	0	0	0	0	24
Davis	3	0	3	0	0	0	0	18
Mason	3	0	3	0	0	0	0	18
Thigpen	3	0	3	0	0	0	0	18
Bowden	2	0	0	2	0	0	0	12
Dyson	2	0	2	0	0	0	0	12
Harris	2	0	2	0	0	0	0	12
Thomas	2	0	2	0	0	0	0	12
Wycheck	2	0	2	0	0	0	0	12
Archie	1	1	0	0	0	0	0	6
Marts	1	0	0	1	0	0	0	6
Roan	1	0	0	1	0	0	0	6
Henrich	0	0	0	0	0	0	0	0
Oilers	32	12	16	4	28/28	36/40	0/30	0/30
Opponents	34	9	24	1	29/29	25/30	2/32	0/32

2-point conversions: E. George
Oilers 1-4, Opponents 4-5

PASSING	ATT	CMP	PCT	YARDS	YDS/ATT	TD	INT	LG	SKYDVS	RATING
McNair	492	289	58.7	3228	6.56	15	10	47	33/176	80.1
Krieg	21	12	57.1	199	9.48	0	0	55	2/15	89.2
S. Matthews	3	2	66.7	24	8.00	0	0	13	0/0	91.0
Archie	2	1	50.0	18	9.00	1	0	18t	0/0	120.8
Henrich	1	1	100.0	13	13.00	0	0	13	0/0	118.8
Oilers	519	305	58.8	3482	6.71	16	10	55	35/191	81.3
Opponents	511	319	62.4	3683	7.21	24	12	76t	30/172	90.0

GM: Floyd Reese; Head Coach: Jeff Fisher

Asst. Coaches: Les Steckel (off. coord.), Gregg Williams (def. coord.), Bart Andrus (off. asst./QB), Greg Brown (DB), O'Neill Gilbert (LB), Jerry Gray (def. asst./nickel), George Henshaw (off. line/TE), Alan Lowry (WR), Mike Munchak (OL), Rex Norris (DL), Russ Purnell (ST), Sherman Smith (RB), Steve Watson (strength & rehab.)

RUSHING	NO	YDS	AVG	LG	TD
E. George	348	1294	3.7	37	5
McNair	77	559	7.3	71	4
Thomas	24	100	4.2	21	2
Archie	6	24	4.0	20	1
Dyson	1	4	4.0	4	0
Stepnoski	1	0	0.0	0	0
Henrich	1	-1	-1.0	-1	0
Krieg	3	-1	-3.3	0	0
Sanders	1	-9	-9.0	-9	0
Oilers	462	1970	4.3	71	12
Opponents	414	1610	3.9	66	9

RECEIVING	NO	YDS	AVG	LG	TD
Wycheck	70	768	11.0	38	2
Harris	43	412	9.6	32	2
Thigpen	38	493	13.0	55	3
E. George	37	310	8.4	29	1
Davis	32	461	14.4	38	3
Mason	25	333	13.3	47	3
Dyson	21	263	12.5	45	2
Roan	13	93	7.2	16	0
Byrd	6	71	11.8	18	0
Thomas	6	55	9.2	20	0
Sanders	5	136	27.2	46	0
Archie	5	25	5.0	7	0
Kent	4	62	15.5	23	0
Oilers	305	3482	11.4	55	16
Opponents	319	3683	11.5	76t	24

INTERCEPTIONS	NO	YDS	AVG	LG	TD
Lewis	4	40	10.0	33	0
D. Walker	2	6	3.0	6	0
Marts	1	27	27.0	27	1
Bishop	1	13	13.0	13	0
Robinson	1	11	11.0	11	0
Bowden	1	1	1.0	1	1
Jackson	1	0	0.0	0	0
Robertson	1	0	0.0	0	0
Oilers	12	98	8.2	33	2
Opponents	10	88	8.8	34	2

PUNTING	NO	YDS	AVG	NET	TB	IN	LG	TD
Henrich	69	3258	47.2	39.2	11	18	71	0
Oilers	69	3258	47.2	39.2	11	18	71	0
Opponents	74	3190	43.1	37.2	8	25	67	1

PUNT RETURNS	NO	FC	YDS	AVG	LG	TD
Mason	31	11	228	7.4	25	0
Archie	7	6	52	7.4	22	0
Oilers	38	17	280	7.4	25	0
Opponents	34	16	332	9.8	43	0

KICKOFF RETURNS	NO	YDS	AVG	LG	TD
Mason	42	913	21.7	50	0
Archie	8	154	19.3	26	0
Thomas	3	64	21.3	39	0
Harris	1	3	3.0	3	0
Roan	1	4	4.0	11	0
Wycheck	1	10	10.0	10	0
Oilers	56	1148	20.5	50	0
Opponents	55	1114	20.3	47	0

FIELD GOALS	1-19	20-29	30-39	40-49	50+
Def Greco	1/1	8/8	15/15	12/15	0/0
Henrich	0/0	0/0	0/0	0/1	0/0
Oilers	1/1	8/8	15/15	12/16	0/0
Opponents	1/1	7/7	7/10	9/9	1/3

Del Greco:(38G, 31G,48G,47G) (34G,26G,45G) (34G,32G,32G) (26G, 42N,29G) (35G, 38G,42G) (29G,19G) (43N,32G) (45G,41N) (46G,24G,22G) (34G) (26G,30G,43G,42G) (48G,48G,34G) (28G,30G,41G) (38G,33G,45G) Henrich: 0 0 0 0 0 0 (49B) 0 0 0 0 0 0 (0) 0
Opponents: (1) (48G,23G,51N) (43G,41G) (18G,36G) (21G,45G) (1) (39G,26G,34N,33G) (52N) (46G,30G,24G) (36B) (39N,43G) (50G,48G) (1) (21G,29G) (38G,40G,40G) (38G,23G,39G)

SACKS
Marts 2.0, Evans 3.5, Robinson 3.5, Bishop 3.0, Holmes 2.5, Cook 2.0, Lyons 2.0, Rolle 2.0, Bowden 1.5, Ford 1.5, Jackson 1.5, Lewis 1.0, Salave'a 1.0, G. Walker 1.0
Oilers 30.0, Opponents 35.0

TACKLES (Solo, Assists, Total)
Bowden (88-57-145), Robinson (80-58-139), Bishop (74-42-116), D. Walker (71-20-91), Marts (52-33-85), Lewis (62-19-81), G. Walker (47-31-78), Robertson (46-29-54), Jackson (48-24-72), Evans (31-23-54), Lyons (25-22-47), Holmes (21-25-46), Ford (22-17-39), Rolle (22-8-30), Phenix (17-11-28), Cook (16-10-26), Roberson (10-15-25), Sidney (17-2-19), Salave'a (11-3-14), Wortham (5-4-9), Dorsett (4-4-8), Killens (4-4-5), Jones (1-1-2), McCullough (1-0-1), Steallings (0-1-1), Sutton (1-0-1)
Oilers (776-465-1241)

USUAL STARTING LINEUP

OFFENSE
WR Willie Davis (84)
LT Brad Hopkins (72)
LG **Bruce Matthews (74)**
C Mark Stepnoski (53)
RG Jason Layman (66)
RT Jon Runyan (75)
TE Jackie Harris (88)
WR Yancey Thigpen (82)
QB Steve McNair (9)
RB Eddie George (27)
TE Frank Wycheck (89)

DEFENSE
LE Pratt Lyons (98)
LT Gary Walker (96)
RT Henry Ford (92)
RE James Roberson (90)
LLB Lonnie Marts (51)
MLB Joe Bowden (58)
RLB Eddie Robinson (55)
LCB Denard Walker (25)
RCB Darryll Lewis (29)
SS Blaine Bishop (23)
FS Marcus Robertson (31)

SPECIALISTS
K Al Del Greco (3)
P Craig Henrich (15)

Pro Bowl
All-Pro

Head Coach: Jeff Fisher

Postseason: 0-0

Standings: 3rd AFC Central

DATE	OPPONENT	SCORE	W/L	ATT
Aug. 31	OAKLAND	24-21*	W	30,171
Sep. 7	at Miami	13-16*	L	64,439
Sep. 14	BYE			
Sep. 21	BALTIMORE	10-36	L	17,373
Sep. 28	at Pittsburgh	24-37	L	57,507
Oct. 5	at Seattle	13-16	L	49,897
Oct. 12	CINCINNATI	30-7	W	17,071
Oct. 19	WASHINGTON	28-14	W	31,042
Oct. 26	at Arizona	41-14	W	44,030
Nov. 2	JACKSONVILLE	24-30	L	27,208
Nov. 9	NY GIANTS	10-6	W	26,744
Nov. 16	at Jacksonville	9-17	L	70,070
Nov. 23	BUFFALO	31-14	W	23,571
Nov. 27	at Dallas	27-14	W	63,421
Dec. 4	at Cincinnati	14-41	L	49,086
Dec. 14	at Baltimore	19-21	L	60,558
Dec. 21	PITTSBURGH	16-6	W	50,677

OILERS		OPP
TOTAL FIRST DOWNS	288	292
Rushing	130	79
Passing	136	193
Penalty	22	20
3rd Down: Made/Att	92/219	80/205
3rd Down Pct.	42.0	39.0
4th Down: Made/Att	9/14	9/20
4th Down Pct.	64.3	45.0
POSSESSION AVG.	31:27	28:33
TOTAL NET YARDS	4919	5231
Avg. Per Game	307.4	326.9
Total Plays	993	992
Avg. Per Play	5.0	5.3
NET YARDS RUSHING	2414	1573
Avg. Per Game	150.9	98.3
Total Rushes	541	414
NET YARDS PASSING	2505	3658
Avg. Per Game	156.6	228.6
Sacked/Yards Lost	32/199	35/240
Gross Yards	2704	3898
Att./Comp.	420/220	543/321
Completion Pct.	52.4	59.1
Had Intercepted	13	14
PUNTS/AVERAGE	74/41.6	69/43.6
NET PUNTING AVG.	74/35.3	69/38.0
PENALTIES/YARDS	103/814	94/830
FUMBLES/BALL LOST	31/13	32/18
TOUCHDOWNS	36	35
Rushing	17	12
Passing	15	21
Returns	4	2

BY PERIODS	1	2	3	4	OTPTS
Oilers	74	107	55	94	3 333
Opponents	54	93	77	83	3 310

SCORING	TD	RU	PA	RT	PAT	FG	S	TP
Del Greco	0	0	0	0	0	32/32	27/35	0 113
McNair	8	0	0	0	0			0 48
E. George	7	6	1	0	0			0 44
Wycheck	4	0	4	0	0			0 25
Davis	4	0	4	0	0			0 24
Sanders	3	0	3	0	0			0 18
Thomas	3	0	3	0	0			0 18
Robertson	2	0	2	0	0			0 12
Krieg	1	0	1	0	0			0 6
D. Lewis	1	0	1	0	0			0 6
Norgard	1	0	1	0	0			0 6
Russell	1	0	1	0	0			0 6
D. Walker	1	0	1	0	0			0 6
Oilers	36	17	15	7	32/32	27/35		0 333
Opponents	35	12	21	2	34/34	22/30		0 310

2-point conversions: E. George, Wycheck
Oilers 2-4, Opponents 0-1

PASSING	ATT	CMP	PCT	YARDS	YDS/ATT	TD	INT	LG	SK/YDS	RATING
McNair	415	216	52.0	2665	6.42	14	13	85t	31/190	70.4
Krieg	2	1	50.0	2	1.0	0	2	0	0/0	56.3
Ritchey	2	2	100.0	12	7.5	0	0	11	1/9	97.9
Davis	1	1	100.0	22	22.0	1	0	22t	0/0	158.3
Oilers	420	220	52.4	2704	6.44	15	13	85t	32/199	71.6
Opponents	543	321	59.1	3898	7.18	21	14	59t	35/240	83.4

GM: Floyd Reese; Head Coach: Jeff Fisher

Asst. Coaches: Les Steckel (off. coord./QB), Gregg Williams (def. coord.), Bart Andrus (off. asst./qual. control), Greg Brown (DB), O'Neill Gilbert (LB), Jerry Gray (def. asst./qual. control), George Henshaw (off. line/TE), Alan Lowry (WR), Mike Munchak (OL), Rex Norris (DL), Russ Purnell (ST), Sherman Smith (RB), Steve Watterson (strength & rehab.)

RUSHING	NO	YDS	AVG	LG	TD
E. George	357	1399	3.9	30	6
McNair	101	674	6.7	47	8
Thomas	67	310	4.6	25t	3
Harmon	8	30	3.8	14	0
Roby	1	12	12.0	12	0
Ritchey	1	6	6.0	6	0
Krieg	4	-2	-0.5	0	0
Mason	1	-7	-7.0	-7	0
Sanders	1	-8	-8.0	-8	-
Oilers	541	2414	4.5	47	17
Opponents	414	1573	3.8	77t	12

RECEIVING	NO	YDS	AVG	LG	TD
Wycheck	63	748	11.9	42	4
Davis	43	564	13.1	46	4
Sanders	31	498	16.1	55t	3
Harmon	16	189	11.8	27	0
Mason	14	186	13.3	38	0
Thomas	14	111	7.9	22	0
Roan	12	159	13.3	26	0
Russell	12	141	11.8	23	1
E. George	7	44	6.3	15	1
Kent	6	55	9.2	19	1
R. Lewis	1	7	7.0	7	0
Norgard	1	2	2.0	2t	1
Oilers	220	2704	12.3	55t	15
Opponents	321	3898	12.1	59t	21

INTERCEPTIONS	NO	YDS	AVG	LG	TD
Robertson	5	127	25.4	48	0
D. Lewis	5	115	23.0	47t	1
D. Walker	2	53	26.5	39t	1
R. Jones	1	24	24.0	24	0
Bowden	1	9	9.0	9	0
Bishop	0	0	0.0	0	0
Oilers	14	328	23.4	48	2
Opponents	13	48	3.7	24	0

PUNTING	NO	YDS	AVG	NET	TB	IN	LG	B
Roby	73	3049	41.8	35.6	1	25	59	0
Del Greco	1	32	32.0	12.0	1	0	32	0
Oilers	74	3081	41.6	35.3	2	25	59	0
Opponents	69	3007	43.6	38.0	7	22	64	0

PUNT RETURNS	NO	FC	YDS	AVG	LG	TD
Gray	17	10	144	8.5	30	0
Mason	13	3	95	7.3	29	0
Archie	1	0	5	5.0	5	0
Robertson	1	0	0	0.0	0	0
Oilers	32	13	244	7.6	30	0
Opponents	36	23	430	11.9	52	0

KICKOFF RETURNS	NO	YDS	AVG	LG	TD
Mason	26	551	21.2	54	0
Thomas	17	346	20.4	33	0
Gray	8	185	23.1	33	0
Archie	2	24	12.0	15	0
Roan	2	20	10.0	12	0
Harmon	1	16	16.0	16	0
Layman	1	5	5.0	5	0
Wycheck	1	3	3.0	3	0
Oilers	58	1150	19.8	54	0
Opponents	71	1528	21.5	51	0

FIELD GOALS	1-19	20-29	30-39	40-49	50+
Del Greco	2/2	6/6	10/11	7/14	2/2
Oilers	2/2	6/6	10/11	7/14	2/2
Opponents	0/0	7/9	8/9	7/11	0/1

Del Greco:	(30G, 37G, 33G)	(24G, 37G, 43N)
(45G, 41N)	(43N, 37G, 47G, 26G)	(37G, 43G)
(40N, 47G, 45G, 19G)	()	(52G, 42G)
(33N, 36G, 41N)	(31G, 44N)	(41N, 35G) (51G)
(29G, 19G)	()	(25G, 40G) (34G, 29G, 26G)
Opponents:	(46N)	(25N, 23G, 22G, 29G)
(3 G, 4 6 N, 4 2 G, 4 9 G, 3 4 G, 3 4 G)		(48N, 48G, 25G, 44G) (38G) () (43N) ()
		(30G, 30G, 37G) (42G, 40G) (23G) (36B) ()
		(26G, 40G) (50B, 27B) (23G, 36G)

SACKS
Holmes 7.0, G. Walker 7.0, Ford 5.0, Bowden 2.5, Lyons 2.5, Evans 2.0, Hall 2.0, Roberson 2.0, Bishop 1.5, S. Jackson 1.0, L. Jones 1.0, Marts 1.0, Stewart 0.5
Oilers 35.0, Opponents 32.0

TACKLES (Solo, Assists, Total)
Worham (61-36-97), Bowden (53-31-84), Bishop (68-14-82), D. Walker (56-12-68), Robertson (44-18-62), Lewis (48-11-59), Ford (38-12-50), Marts (39-11-50), G. Walker (31-13-44), Jackson (34-7-41), Cook (25-8-33), Holmes (28-5-33), Stewart (26-6-32), Evans (23-3-26), L. Jones (21-5-26), Roberson (16-9-25), Lyons (12-8-20), Barnes (9-2-11), Dorsett (5-3-8), Hall (6-2-8), Robins (7-1-8), McCullough (4-0-4), Halapin (3-0-3), R. Jones (2-0-2), Killens (1-0-1), Thomas (1-0-1)
Oilers: (661-217-878)

USUAL STARTING LINEUP	
OFFENSE	
WR	Chris Sanders (81)
LT	Brad Hopkins (72)
LG	Bruce Matthews (74)
C	Mark Stepnoski (53)
RG	Kevin Donnalley (77)
RT	Jon Runyan (75)
TE	Frank Wycheck (88)
WR	Willie Davis (84)
QB	Steve McNair (97)
RB	Eddie George (27)
HB	Michael Roan (80)
DEFENSE	
LE	Anthony Cook (78)
LT	Gary Walker (96)
RT	Henry Ford (92)
RE	James Roberson (90)
LLB	Joe Bowden (58)
MLB	Barron Worham (52)
RLB	Lonnie Marts (65)
LCB	Denard Walker (25)
RCB	Darryll Lewis (29)
FS	Blaine Bishop (23)
FS	Marcus Robertson (31)
SPECIALISTS	
K	Al Del Greco (3)
P	Reggie Roby (7)
Pro Bowl	

Front Office
Coaching Staff
Players
Rookies
2009 Season
Records
History
Playoff History
Sidelines

1996 SEASON (8-8)

Front Office

Coaching Staff

Players

Rookies

2008 Season

Records

HISTORY

Playoff History

Sidelines

Head Coach: Jeff Fisher

Postseason: 0-0

Standings: 3rd AFC Central (tied)

DATE	OPPONENT	SCORE	WL	ATT
Sep. 1	KANSAS CITY	19-20	L	27,225
Sep. 8	at Jacksonville	34-27	W	66,468
Sep. 15	BALTIMORE	29-13	W	20,082
Sep. 22	BYE			
Sep. 29	at Pittsburgh	16-30	L	58,608
Oct. 6	at Cincinnati	30-27*	W	44,680
Oct. 13	at Atlanta	23-13	W	35,401
Oct. 20	PITTSBURGH	23-13	W	50,337
Oct. 27	SAN FRANCISCO	9-10	L	53,664
Nov. 3	at Seattle	16-23	L	36,320
Nov. 10	at New Orleans	31-14	W	34,121
Nov. 17	MIAMI	20-23	L	47,358
Nov. 24	CAROLINA	6-31	L	20,107
Dec. 1	at NY Jets	35-10	W	21,731
Dec. 8	JACKSONVILLE	17-23	L	20,196
Dec. 15	CINCINNATI	13-21	L	15,131
Dec. 22	at Baltimore	24-21	W	52,704
* Overtime				

	OILERS	OPP
TOTAL FIRST DOWNS	287	271
Rushing	110	78
Passing	157	169
Penalty	20	24
3rd Down: Made/Att	79/206	70/199
3rd Down Pct.	38.3	35.2
4th Down: Made/Att	7/11	4/12
4th Down Pct.	63.6	33.3
POSSESSION AVG.	32.02	27.58
TOTAL NET YARDS	5048	4610
Avg. Per Game	315.5	288.1
Total Plays	972	956
Avg. Per Play	5.2	4.8
NET YARDS RUSHING	1950	1385
Avg. Per Game	121.9	86.6
Total Rushes	475	397
NET YARDS PASSING	3098	3225
Avg. Per Game	193.6	201.6
Sacked/Yards Lost	34/198	35/242
Gross Yards	3296	3467
Att./Comp.	463/272	524/312
Completion Pct.	58.7	59.5
Had Intercepted	15	12
PUNTS/AVERAGE	68/43.7	75/41.0
NET PUNTING AVG.	68/38.0	75/35.1
PENALTIES/YARDS	91/812	88/672
FUMBLES/BALL LOST	26/15	29/14
TOUCHDOWNS	35	35
Rushing	12	5
Passing	22	24
Returns	1	6

BY PERIODS	1	2	3	4	OTPTS
Oilers	105	79	67	91	3 345
Opponents	64	78	48	129	0 319

SCORING	TD	RU	PA	RT	PAT	FG	S	TP
Del Greco	0	0	0	0	35/35	32/38	0	131
George	8	8	0	0	0	0	0	48
Davis	6	0	6	0	0	0	0	36
Wycheck	6	0	6	0	0	0	0	36
Sanders	4	0	4	0	0	0	0	24
Harmon	3	1	2	0	0	0	0	18
McNair	2	2	0	0	0	0	0	12
Russell	2	0	2	0	0	0	0	12
Floyd	1	0	1	0	0	0	0	6
D. Lewis	1	0	1	0	0	0	0	6
Norgard	1	0	1	0	0	0	0	6
Thomas	1	1	0	0	0	0	0	6
Jackson	0	0	0	0	0	1	2	
Team	0	0	0	0	0	0	0	
Oilers	35	12	22	4	35/35	32/38	2	345
Opponents	35	5	24	6	32/32	25/33	0	319

2-point conversions: Oilers 0-0, Opponents 1-3

PASSING	ATT	CMP	PCT	YARDS	YDS/ATT	TD	INT	LG	SK/YDS	RATING
Chandler	320	184	57.5	2099	6.56	16	11	63t	25/153	79.7
McNair	143	88	61.5	1197	8.37	6	4	83t	9/45	90.6
Oilers	463	272	58.7	3296	7.12	22	15	83t	34/198	83.0
Opponents	524	312	59.5	3467	6.62	24	12	86t	35/242	85.0

RUSHING	NO	YDS	AVG	LG	TD
George	335	1368	4.1	76	8
McNair	31	169	5.5	24t	2
Thomas	49	151	3.1	24t	1
Harmon	29	131	4.5	25	1
Chandler	28	113	4.0	16	0
Davis	1	15	15.0	15	0
Wycheck	2	3	1.5	3	0
Oilers	475	1950	4.1	76	12
Opponents	397	1385	3.5	26	5

RECEIVING	NO	YDS	AVG	LG	TD
Wycheck	53	511	9.6	29	6
Sanders	48	882	18.4	83t	4
Harmon	42	488	11.6	43	2
Davis	39	464	11.9	49	6
Russell	34	421	12.4	29	2
George	23	182	7.9	17	0
Thomas	13	128	9.8	33	0
Floyd	10	145	14.5	63t	1
R. Lewis	7	50	7.1	18	0
Wilson	2	24	12.0	14	0
Norgard	1	1	1.0	1t	1
Oilers	272	3296	12.1	83t	22
Opponents	312	3467	11.1	86t	24

INTERCEPTIONS	NO	YDS	AVG	LG	TD
D.Lewis	5	103	20.6	53	1
Robertson	4	44	11.0	27	0
Dishman	1	7	7.0	7	0
Bishop	1	6	6.0	6	0
Robinson	1	2	2.0	2	0
Oilers	12	162	13.5	53	1
Opponents	15	222	14.8	42t	3

PUNTING	NO	YDS	AVG	NET	TB	IN	LG	B
Roby	67	2973	44.4	38.0	7	25	68	1
Oilers	68	2973	43.7	38.0	7	25	68	1
Opponents	75	3073	41.0	35.1	8	16	62	0

PUNT RETURNS	NO	FC	YDS	AVG	LG	TD
Gray	22	15	205	9.3	40	0
Floyd	7	3	74	10.6	32	0
Oilers	29	18	279	9.6	40	0
Opponents	31	14	251	8.1	46	0

KICKOFF RETURNS	NO	YDS	AVG	LG	TD
Gray	50	1224	24.5	88	0
Thomas	5	80	16.0	35	0
Harmon	4	69	17.3	20	0
Archie	2	24	12.0	13	0
McKeehan	2	6	3.0	6	0
Wycheck	2	5	2.5	5	0
Roan	1	13	13.0	13	0
Oilers	66	1421	21.5	88	0
Opponents	78	1675	21.5	47	0

FIELD GOALS	1-19	20-29	30-39	40-49	50+
Del Greco	0/0	7/7	14/16	10/12	1/3
Oilers	0/0	7/7	14/16	10/12	1/3
Opponents	0/0	6/7	13/16	6/9	0/1

Del Greco: (34G, 44G, 33G, 22G, 55N) (32G, 29G) (41G, 44G) (47N) (40G, 32G, 49G) (51N, 27G, 35G, 33G) (22G, 32G, 48G) (38G, 56G, 39G) (35G, 36G, 45G, 37B) (25G) (30G, 33G) (24G, 45G) () (44N, 47G) (46G, 34N, 42G) (37G) ()
Opponents: (35G, 43G) (38G, 37G, 31N) () (33G, 36G, 36G) (42G, 31G, 40G) () (26G, 38N, 29G) (27G) (25G, 35G, 47N, 44G, 23N) (29G, 49G) (39N, 34G, 44G, 29G) (49G) (30G) (51N, 34G, 38G, 31G) (47N) ()

SACKS
 Cook 7.5, Barrow 6.0, Walker 5.5, Young 4.0, Bowden 3.0, Robertson 3.0, Jackson 2.0, Wortham 2.0, Ford 1.0, Mix 1.0
Oilers 35.0, Opponents 34.0

TACKLES (Solo, Assists, Total)
 Bishop (73-36-109), Barrow (67-39-106), Robertson (57-25-82), Wortham (49-29-78), Bowden (46-27-73), D. Lewis (56-13-69), Dishman (42-15-57), Jackson (36-9-45), Walker (30-15-45), Cook (25-19-44), Ford (24-15-39), Robinson (22-9-31), Young (15-11-26), Robertson (14-12-26), L. Jones (12-12-14), Evans (4-7-11), Mix (6-2-8), Mills (3-5-5), Stewart (5-0-5), Cole (4-0-4), Barnes (3-1-4), Halapin (2-0-2), Burton (1-0-1), A. Smith (0-1-1) **Oilers:(596-289-885)**

USUAL STARTING LINEUP

OFFENSE
 WR Chris Sanders (81)
 LT Brad Hopkins (72)
LG Bruce Matthews (74)
C Mark Stepnoski (53)
 RG Kevin Donnalley (77)
 RT Irv Eatman (75)
 TE Roderick Lewis (88)
 WR Willie Davis (86)
 QB Chris Chandler (12)
 Steve McNair (9)
 RB Eddie George (27)
 FB Frank Wycheck (89)

DEFENSE
 LE Anthony Cook (78)
 LT Gary Walker (96)
 RT Henry Ford (92)
 RE Robert Young (99)
 LLB Joe Bowden (58)
 MLB Barron Wortham (52)
 RLB Micheal Barrow (56)
 LCB Cns Dishman (28)
 RCB Darryl Lewis (29)
SS Blaine Bishop (23)
 FS Marcus Robertson (31)

SPECIALISTS
 K Al Del Greco (3)
 P Reggie Roby (7)

ADDITIONAL PRO BOWL
John Henry Mills

Pro Bowl

GM: Floyd Reese; Head Coach: Jeff Fisher

Asst. Coaches: Jerry Rhome (off. coord.), Steve Sidwell (def. coord.), Dick Coury (off. asst./passing game), Alan Lowry (def. asst./qual. control), Mike Munchak (off. asst./qual. control), Rex Norris (DL), Rod Perry (DB), Russ Purnell (ST), Warren "Rennie" Simmons (OL), Sherman Smith (RB), Les Steckel (WR/TE), Steve Watterson (strength & rehab.), Gregg Williams (LB)

Head Coach: Jeff Fisher

Postseason: 0-0

Standings: 2nd AFC Central (tied)

Table with columns: DATE, OPPONENT, SCORE, WL, ATT. Rows include games against Jacksonville, Pittsburgh, Cleveland, Cincinnati, etc.

Table with columns: OILERS, OPP. Rows include TOTAL FIRST DOWNS, NET YARDS RUSHING, NET YARDS PASSING, etc.

BY PERIODS table with columns: PERIOD, OILERS, OPPONENTS.

SCORING table with columns: TD, RU, PA, RT, PAT, FG, S, TP. Rows include Del Greco, Sanders, Jeffries, etc.

2-point conversions: Chandler, R. Thomas
Oilers 2-5, Opponents 0-2

PASSING table with columns: ATT, CMP, PCT, YARDS, YDS/ATT, TD, INT, LG, SK/YDS, RATING. Rows include Chandler, Furrer, McNair, etc.

RUSHING table with columns: NO, YDS, AVG, LG, TD. Rows include R. Thomas, Brown, Butts, etc.

RECEIVING table with columns: NO, YDS, AVG, LG, TD. Rows include Jeffries, McNair, Wycheck, etc.

INTERCEPTIONS NO YDS AVG LG TD

Table with columns: NO, YDS, AVG, LG, TD. Rows include D. Lewis, Cecil, Dishman, etc.

PUNTING NO YDS AVG NET TB IN LG B

Table with columns: NO, YDS, AVG, NET TB IN LG B. Rows include Camarillo, Del Greco, Oilers, Opponents.

PUNT RETURNS NO FC YDS AVG LG TD

Table with columns: NO, FC, YDS, AVG, LG, TD. Rows include Gray, Hannah, Oilers, Opponents.

KICKOFF RETURNS NO YDS AVG LG TD

Table with columns: NO, YDS, AVG, LG, TD. Rows include Gray, R. Thomas, Butts, etc.

FIELD GOALS 1-19/20-29 30-39/40-49/50+

Table with columns: 1-19/20-29, 30-39/40-49/50+. Rows include Del Greco, Oilers, Opponents.

Del Greco: (19G) (43G) (41N)
(29G,53G,32G,52N) (19G,50G,44G)
(46N,39G) (19G,45G,41G,50N,39G)
(44G,45G,37G) (40G,34G,34G23G) () ()
() (47G) (49G,53G,24G) (39G,33G)
Opponents: (36N,26G) (42G,40G) () ()
(22G) (38G) (28G,22G,47G,35G) (38N)
(50N,20G) (33G,49G,27G) (47G,21G)
(56G,48N,35G) () (36G,49N) () (44G)

SACKS
Cook 4.5, Ford 4.5, Robinson 3.5, Barrow 3.0, Walker 2.5, Davidson 2.0, Montgomery 2.0, Bishop 1.5, McGhee 1.5, Bowden 1.0, Childress 1.0, Jackson 1.0, D. Lewis 1.0, Wortham 1.0
Oilers 30.0, Opponents 32.0

TACKLES (Solo, Assists, Total)
Bishop (75-22-97), Barrow (54-32-86), Robinson (48-24-72), Cecil (44-16-60), D. Lewis (50-8-58), Dishman (48-10-58), Bowden (38-13-51), Montgomery (26-20-46), Ford (27-16-43), Wortham (23-15-38), Walker (22-10-32), Davidson (16-16-32), Barnes (21-2-23), Cook (13-9-22), Jackson (17-4-21), O. Harris (10-9-19), Veasey (14-3-17), Childress (8-7-15), A. Smith (5-2-7), McGhee (4-3-7), T. Hunter (6-0-6), Evans (2-1-3), Robertson (2-0-2), Hall (1-1-2), Logan (1-0-1)
Oilers:(575-243-818)

USUAL STARTING LINEUP

OFFENSE
WR Haywood Jeffries (84)
LT Brad Hopkins (72)
LG Bruce Matthews (74)
C Mark Stepanowski (53)
RG Kevin Donnalley (77)
RT David Williams (73)
Irv Eatman (75)
TE Frank Wycheck (89)
WR Chris Sanders (81)
QB Chris Chandler (12)
RB Rodney Thomas (20)
FB Todd McNair (48)

DEFENSE
LE Kenny Davidson (90)
Anthony Cook (78)
Gary Walker (86)
Ray Childress (79)
RT Glenn Montgomery (94)
RE Henry Ford (92)
MLB Eddie Robinson (50)
MLB Michael Barrow (56)
MLB Joe Bowden (58)
LCB Cris Dishman (28)
CB Darryll Lewis (29)
SS Blaine Bishop (23)
FS Chuck Cecil (26)

SPECIALISTS
K Al Del Greco (3)
P Rich Camarillo (16)

Pro Bowl

GM: Floyd Reese; Head Coach: Jeff Fisher
Asst. Coaches: Jerry Rhome (off. coord.), Steve Sidwell (def. coord.), Larry Beightol (OL), Dick Coury (off. asst./passing game), Mike Munchak (off. asst./qual. control), Rex Norris (DL), Clancy Pengader (def. asst./qual. control), Rod Perry (DB), Russ Purnell (ST), Sherman Smith (RB), Les Steckel (WR/TE), Trooper Taylor (minority intern), Steve Watterson (strength & rehab.), Gregg Williams (LB)

Front Office
Coaching Staff
Players
Rookies
2009 Season
Records
HISTORY
Playoff History
Sidelines

1994 SEASON (2-14)

Head Coach: Jack Pardee (10 games) **Postseason:** 0-0 **Standings:** 4th AFC Central
Jeff Fisher (Last 6 games)

DATE	OPPONENT	SCORE	W/L	ATT
Sep. 4	at Indianapolis	21-45	L	47,372
Sep. 11	at Dallas	17-20	L	64,402
Sep. 18	BUFFALO	7-15	L	55,424
Sep. 25	CINCINNATI	20-13	W	44,253
Oct. 3	at Pittsburgh	14-30	L	57,274
Oct. 9	BYE			
Oct. 13	CLEVELAND	8-11	L	50-364
Oct. 24	at Philadelphia	6-21	L	65,233
Oct. 30	at L.A. Raiders	14-17	L	40,473
Nov. 6	PITTSBURGH	9-12*	L	47,822
Nov. 13	at Cincinnati	31-34	L	54,908
Nov. 21	NY GIANTS	10-13	L	53,201
Nov. 27	at Cleveland	10-34	L	65,088
Dec. 4	ARIZONA	12-30	L	39,821
Dec. 11	SEATTLE	14-16	L	31,453
Dec. 18	at Kansas City	9-31	L	79,319
Dec. 24	NY JETS	24-10	W	31,176

		OILERS	OPP
TOTAL FIRST DOWNS		278	275
Rushing		97	112
Passing		158	132
Penalty		23	31
3rd Down: Made/Att		78/224	80/219
3rd Down Pct.		34.8	36.5
4th Down: Made/Att		9/18	3/10
4th Down Pct.		50.0	30.0
POSSESSION AVG.		29:06	30:54
TOTAL NET YARDS		4481	4915
Avg. Per Game		280.1	307.2
Total Plays		1036	971
Avg. Per Play		4.3	5.1
NET YARDS RUSHING		1682	2120
Avg. Per Game		105.1	132.5
Total Rushes		417	540
NET YARDS PASSING		2799	2795
Avg. Per Game		174.9	174.7
Sacked/Yards Lost		65/417	31/168
Gross Yards		3216	2963
Att./Comp.		554/274	400/221
Completion Pct.		49.5	55.3
Had Intercepted		17	14
PUNTS/AVERAGE		96/42.9	82/42.0
NET PUNTING AVG.		96/36.4	82/36.9
PENALTIES/YARDS		115/959	102/807
FUMBLES/BALL LOST		42/25	20/12
TOUCHDOWNS		25	37
Rushing		10	17
Passing		13	18
Returns		2	2

BY PERIODS	1	2	3	4	OTPTS	
Oilers	45	56	25	100	0	226
Opponents	57	122	60	110	3	356

SCORING	TD	RU	PA	PAT	FG	S	TP		
Del Greco	0	0	0	0	18	18	20	0	66
Jeffries	6	0	0	0	0	0	0	0	42
G. Brown	5	4	1	0	0	0	0	0	30
White	4	3	1	0	0	0	0	0	24
Givins	2	0	1	1	0	0	0	0	12
Slaughter	2	0	2	0	0	0	0	0	12
Tolliver	2	2	0	0	0	0	0	0	12
Carter	1	0	1	0	0	0	0	0	6
Coleman	1	0	1	0	0	0	0	0	6
Dishman	1	0	0	1	0	0	0	0	6
Richardson	1	1	0	0	0	0	0	0	6
R. Brown	0	0	0	0	0	0	0	0	2
Lathon	0	0	0	0	0	0	0	0	2
Oilers	25	10	13	2	18	18	20	0	126
Opponents	37	17	18	2	34	35	30	31	1352

2-point conversions: Jeffries 3, R. Brown
 Oilers 4-7, Opponents 2-2

PASSING	ATT	CMP	PCT	YARDS	YDS/ATT	TD	INT	LG	SK/YDS	RATING
Tolliver	240	121	50.4	1287	5.36	6	7	44	27/166	62.6
Richardson	181	94	51.9	1202	6.64	6	6	76T	23/136	70.3
Carlson	132	59	44.7	727	5.51	1	4	81	15/115	52.2
Camarillo	1	0	0.00	0	0.00	0	0	0	0/0	39.6
Oilers	554	274	49.5	3216	5.81	13	17	81	65/417	62.5
Opponents	400	221	55.3	2963	7.41	18	14	55	31/168	79.4

RUSHING	NO	YDS	AVG	LG	TD
White	191	757	4.0	33	3
G. Brown	169	648	3.8	18	4
Richardson	30	217	7.2	18	1
Tolliver	12	37	3.1	10	2
Carlson	10	17	1.7	6	0
Tillman	2	12	6.0	9	0
Coleman	1	2	2.0	2	0
Wellman	1	-3	-3.0	-3	0
Givins	1	-5	-5.0	-5	0
Oilers	417	1682	4.0	33	10
Opponents	540	2120	3.9	52	17

RECEIVING	NO	YDS	AVG	LG	TD
Slaughter	68	846	12.4	57	2
Jeffries	68	783	11.5	50	6
Givins	36	521	14.5	76T	1
White	21	188	9.0	41	1
Coleman	20	298	14.9	81	1
G. Brown	18	194	10.8	24	1
Carter	11	74	6.7	19	1
Wellman	10	112	11.2	25	0
McNair	8	78	9.8	21	0
R. Lewis	4	48	12.0	19	0
R. Brown	4	34	8.5	11	0
Hannah	3	24	8.0	11	0
Maston	2	12	6.0	10	0
Mills	1	4	4.0	4	0
Oilers	274	3216	11.7	81	13
Opponents	221	2963	13.4	55	18

INTERCEPTIONS	NO	YDS	AVG	LG	TD
D. Lewis	5	57	11.4	20	0
Dishman	4	74	18.5	38	1
Robertson	3	90	30.0	41	0
Bishop	1	21	21.0	21	0
St. Jackson	1	0	0.0	0	0
Oilers	14	242	17.3	41	1
Opponents	17	188	11.1	41	0

PUNTING	NO	YDS	AVG	NET	TB	IN	LG	B
Camarillo	96	4115	42.9	36.4	9	35	58	0
Oilers	96	4115	42.9	36.4	9	35	58	0
Opponents	82	3443	42.0	36.9	7	31	56	0

PUNT RETURNS	NO	FC	YDS	AVG	LG	TD
Givins	37	9	210	5.7	78T	1
Hannah	9	0	58	6.4	13	0
Coleman	2	2	13	6.5	10	0
Dishman	1	0	0	0.0	0	0
Robertson	1	1	0	0.0	0	0
Oilers	50	12	281	5.6	78T	1
Opponents	50	16	438	8.8	82T	1

KICKOFF RETURNS	NO	YDS	AVG	LG	TD
McNair	23	481	20.9	44	0
Mills	15	282	18.8	34	0
St. Jackson	14	285	20.4	40	0
White	8	167	20.9	28	0
Hannah	5	116	23.2	39	0
Tillman	4	51	12.8	19	0
Bishop	2	18	9.0	11	0
Teeter	2	9	4.5	9	0
Givins	1	-27	-27.0	-27	0
Oilers	74	1436	19.4	44	0
Opponents	48	832	17.3	35	0

FIELD GOALS	1-19	20-29	30-39	40-49	50-59	60-69	70-79	80-89	90-99
Del Greco	0/0	4/5	4/4	7/8	1/3				
Oilers	0/0	4/5	4/4	7/8	1/3				
Opponents	0/0	10/10	7/7	11/11	2/3				

Del Greco: (55N) (41G) () (45G,24G) (48N) (29N) (21G,24G) (52N) (32G,49G,38G) (34G) (43G) (42G) (38G) () (48G) (28G,50G,42G)
Opponents: (42G) (45G,29G) (37G,42G,48G,29G,48G) (21G,49G) (42G,25G,22G) (50N,35G) () (35G) (50G,39G,37G,40G) (50G,40G) (26G,37G) (37G,23G) (25G,23G) (40G) (21G) (49G)

SACKS
 Lathon 8.5, Childress 6.0, Davidson 6.0,
 Montgomery 3.0, Barrow 2.5, A. Smith 2.5,
 Bishop 1.5, St. Jackson 1.0
Oilers 31.0, Opponents 65.0

TACKLES (Solo, Assists, Total)
 A. Smith (97-45-142), Bishop (75-37-112),
 Robertson (80-31-111), Barrow (57-37-94),
 Childress (49-19-68), Davidson (47-21-68),
 Dishman (53-13-66), Robinson (41-25-66),
 Montgomery (45-19-64), D. Lewis (43-12-55),
 Lathon (36-16-52), McDowell (18-6-24),
 Bowden (7-6-13), St. Jackson (10-2-12),
 Ford (10-1-11), Teeter (7-0-7), Orlando (5-1-6),
 McCants (3-2-5), Davis (2-0-2), Farnyriaz (1-0-1)

Oilers: (716-304-1020)

USUAL STARTING LINEUP
OFFENSE
 WR Haywood Jeffries (80)
 WR Webster Slaughter (84)
 LT Brad Hopkins (72)
 LG John Flannery (55)
 C **Bruce Matthews (74)**
 RG Kevin Donnalley (77)
 RT David Williams (75)
 TE Pat Carter (85)
 WR Ernest Givins (81)
 QB Billy Joe Tolliver(11)
 Cody Carlson (14)
 Bucky Richardson (7)
 RB Lorenzo White (44)
 FB Gary Brown (33)

DEFENSE
 LE Kenny Davidson (90)
 LT Ray Childress (79)
 RT Glenn Montgomery (94)
 RE Lamar Lathon (57)
 LLB Eddie Robinson (50)
 MLB Al Smith (54)
 RLB Michael Barrow (56)
 RCB Chris Dishman (28)
 Darryll Lewis (29)
 SS Blaine Bishop (23)
 FS Marcus Robertson (31)

SPECIALISTS
 K Al Del Greco (3)
 P Rich Camarillo (16)

Pro Bowl

GM: Floyd Reese; **Head Coach:** Jack Pardee (10 games), Jeff Fisher (six games)
Asst. Coaches: Kevin Gilbride (asst. head coach/off.), Dick Couy (off. coord.), Jeff Fisher (def. coord.*), Charlie Baggett (WR), Tom Bettis (DB), Frank Bush (qu. control), Frank Novak (ST/RB), Jim Stanley (DL), Steve Watterson (strength & rehab.), Gregg Williams (LB), Bob Young (OL)
 *Coord. for first 10 games; head coach last six games

1992 SEASON (10-6)

Head Coach: Jack Pardee

Postseason: 0-1

Standings: 2nd AFC Central

Front Office

Coaching Staff

Players

Rookies

2008 Season

Records

HISTORY

Playoff History

Sidelines

DATE	OPPONENT	SCORE	WL	ATT
Sep. 6	PITTSBURGH	24-29	L	63,713
Sep. 13	at Indianapolis	20-10	W	44,851
Sep. 20	KANSAS CITY	23-20*	W	60,955
Sep. 27	SAN DIEGO	27-0	W	57,491
Oct. 4	BYE			
Oct. 11	at Cincinnati	38-24	W	54,254
Oct. 18	at Denver	21-27	L	74,871
Oct. 25	CINCINNATI	26-10	W	58,700
Nov. 1	at Pittsburgh	20-21	L	58,074
Nov. 8	CLEVELAND	14-24	L	57,348
Nov. 15	at Minnesota	17-13	W	56,726
Nov. 22	at Miami	16-19	L	63,597
Nov. 26	at Detroit	24-21	W	73,711
Dec. 7	CHICAGO	24-7	W	62,193
Dec. 13	GREEN BAY	14-16	L	57,295
Dec. 20	at Cleveland	17-14	W	59,889
Dec. 27	BUFFALO	27-3	W	61,742
Jan. 3	at Buffalo	38-41*	L	75,141

OILERS		OPP
TOTAL FIRST DOWNS	339	254
Rushing	101	93
Passing	217	139
Penalty	21	22
3rd Down: Made/Att	72/170	68/194
3rd Down Pct.	42.4	35.1
4th Down: Made/Att	3/9	7/14
4th Down Pct.	33.3	50.0

POSSESSION AVG.		OPP
TOTAL NET YARDS	5655	4211
Avg. Per Game	353.4	263.2
Total Plays	958	907
Avg. Per Play	5.9	4.6
NET YARDS RUSHING	1626	1634
Avg. Per Game	101.6	102.1
Total Rushes	353	412
NET YARDS PASSING	4029	2577
Avg. Per Game	251.8	161.1
Sacked/Yards Lost	32/202	50/321
Gross Yards	4231	2898
Att./Comp.	573/373	445/248
Completion Pct.	65.1	55.7
Had Intercepted	23	20

PUNTS/AVERAGE		OPP
NET PUNTING AVG.	55/37.3	68/38.6
PENALTIES/YARDS	111/824	114/886
FUMBLES/BALL LOST	28/12	24/11
TOUCHDOWNS	41	28
Rushing	10	6
Passing	27	20
Returns	4	2

BY PERIODS	1	2	3	4	OTPTS
Oilers	81	75	80	113	3 352
Opponents	23	96	50	89	0 258

SCORING	TD	RU	PA	PAT	FG	SK	TP
Del Greco	0	0	0	0	41/41	21/27	0 104
Givins	10	0	10	0	0	0	60
Jeffries	9	0	9	0	0	0	54
White	8	7	1	0	0	0	48
Slaughter	4	0	4	0	0	0	24
L. Harris	2	0	2	0	0	0	12
G. Brown	1	1	0	0	0	0	6
Carlson	1	1	0	0	0	0	6
Childress	1	0	1	0	0	0	6
Duncan	1	0	1	0	0	0	6
Fuller	1	0	1	0	0	0	6
McDowell	1	0	1	0	0	0	6
Meads	1	0	1	0	0	0	6
Moon	1	1	0	0	0	0	6
Oilers	41	10	27	4	41/41	21/27	1 352
Opponents	28	6	20	2	27/28	21/26	0 258

PASSING	ATT	CMP	PCT	YARDS	YDS/ATT	TD	INT	LG	SK/YDS	RATING
Moon	346	224	64.7	2521	7.29	18	12	72	16/105	89.3
Carlson	227	149	65.6	1710	7.53	9	11	65	15/90	81.2
Richardson	0	0	0.0	0	0.0	0	0	0	1/7	0
Oilers	573	373	65.1	4231	7.38	27	23	72	32/202	86.1
Opponents	445	248	55.7	2898	6.51	20	20	77	50/321	71.9

GM: Mike Holovak; Head Coach: Jack Pardee
 Asst. Coaches: Kevin Gilbride (off. coord.), Jim Eddy (def. coord.), Frank Bush (LB), Frank Novak (RB), Chris Palmer (WR), Richard Smith (ST/asst. OL), Jim Stanley (DL), Steve Watterson (strength & rehab.), Gregg Williams (qual. control coord.), Bob Young (OL)

RUSHING	NO	YDS	AVG	LG	TD
White	265	1226	4.6	44	7
Moon	27	147	5.4	23	1
G. Brown	19	87	4.6	26	1
Carlson	27	77	2.9	13	1
Givins	7	75	10.7	44	0
Slaughter	3	20	6.7	10	0
L. Harris	1	8	8.0	8	0
Tillman	1	1	1.0	1	0
Richardson	1	-1	-1.0	-1	0
Gr. Montgomery	2	-14	-7.0	0	0
Oilers	353	1626	4.6	44	10
Opponents	412	1634	4.0	67	6

RECEIVING	NO	YDS	AVG	LG	TD
Jeffries	90	913	10.1	47	1
Duncan	82	954	11.6	72	1
Givins	67	787	11.7	41	10
White	57	641	11.2	69	1
Slaughter	39	486	12.5	36	4
L. Harris	35	435	12.4	47	2
Coleman	2	10	5.0	6	0
G. Brown	1	5	5.0	5	0
Oilers	373	4231	11.3	72	27
Opponents	248	2898	11.7	77	20

INTERCEPTIONS	NO	YDS	AVG	LG	TD
Gray	6	24	4.0	22	0
McDowell	3	52	17.3	26	1
Dishman	3	34	11.3	17	0
Jackson	3	18	6.0	18	0
Robertson	1	27	27.0	27	0
A. Smith	1	26	26.0	26	0
Dumas	1	0	0.0	0	0
Graf	1	0	0.0	0	0
Jones	1	0	0.0	0	0
Oilers	20	181	9.1	27	1
Opponents	23	367	16.0	57	0

PUNTING	NO	YDS	AVG	NET TB	IN	LG	B	
Montgomery	53	2487	46.9	37.3	9	14	66	2
Oilers	55	2487	45.2	37.3	9	14	66	2
Opponents	68	2939	43.2	38.6	6	23	65	1

PUNT RETURNS	NO	FC	YDS	AVG	LG	TD
Slaughter	20	8	142	7.1	20	0
Coleman	7	4	35	5.0	19	0
C. Harris	6	0	17	2.8	13	0
Oilers	33	12	194	5.9	20	0
Opponents	31	2	255	8.2	25	0

KICKOFF RETURNS	NO	YDS	AVG	LG	TD
Coleman	14	290	20.7	28	0
C. Harris	10	206	20.6	42	0
Tillman	10	157	15.7	33	0
Lewis	8	171	21.4	26	0
Slaughter	1	21	21.0	21	0
G. Brown	1	15	15.0	15	0
Gl. Montgomery	1	13	13.0	13	0
Flannery	1	12	12.0	12	0
Oilers	46	885	19.2	42	0
Opponents	63	989	15.7	35	0

FIELD GOALS	1-19/20-29	30-39/40-49/50+
Del Greco	3/3	8/9 5/6 4/8 1/1
Oilers	3/3	8/9 5/6 4/8 1/1
Opponents	0/0	6/7 7/8 5/7 3/4

Del Greco: (36G) (27G,29N,20G) (21G,54G,39G) (49G,46N) (39G) (43N) (27G,47N) (29G,19G,39N) (0) (30G) (24G,41G,23G,41N) (46N,30G) (19G) (0) (47G) (28G,18G)
Opponents: (30G, 25G, 37G) (37G) (31G, 52G, 20N) () (29G, 43N) (45G, 28G) (24G) () (44G, 52N) (42G, 51G) (38G, 40G, 29G, 52G) () () (39G, 36G, 20G) (42N) (40G, 33N)

SACKS
 Childress 13.0, L. Williams 11.0, Jones 8.5, Fuller 8, Lathon 1.5, McDowell 1.5, Alm 1.0, Graf 1.0, Jackson 1.0, Lewis 1.0, Robinson 1.0, A. Smith 1.0, Gl. Montgomery 0.5
Oilers 50.0, Opponents 32.0

TACKLES (Solo, Assists, Total)
 A. Smith (68-52-120), Childress (64-26-90), J. Gray (56-15-71), McDowell (56-15-71), Robertson (39-32-71), Lathon (40-14-54), Robinson (33-21-54), Jones (34-19-53), Fuller (42-10-52), Dishman (27-13-40), Alm (24-11-35), L. Williams (24-11-35), Jackson (22-11-33), Lewis (21-6-27), Graf (13-9-22), Dumas (13-6-19), D. Smith (11-4-14), Peguee (2-6-8), Meads (2-5-7), Gl. Montgomery (5-1-6), Seale (5-0-5), T. Brown (4-1-5), Orlando (2-3-5), R. Johnson (2-3-5), Roberts (1-0-1), Veasey (1-0-1)
Oilers:(611-294-905)

USUAL STARTING LINEUP
OFFENSE
WR Haywood Jeffries (84)
WR Webster Slaughter (89)
 Leonard Harris (83)
LT Don Mags (78)
LG Mike Munchak (63)
C Bruce Matthews (74)
RG Doug Dawson (66)
RT David Williams (73)
WR Ernest Givins (81)
QB Curtis Duncan (80)
WR Warren Moon (1)
 Cody Carlson (66)
RB Lorenzo White (44)

DEFENSE
 LE William Fuller (95)
LT Ray Childress (79)
 RT Jeff Alm (76)
 RB Sean Smith (99)
 RE Sean Jones (96)
 LLB Lamar Lathon (57)
MLB Al Smith (54)
 RLB Eddie Robinson (50)
 LCB Chris Dishman (28)
 RCB Jerry Gray (21)
 SS Bubba McDowell (25)
 FS Marcus Robertson (31)

SPECIALISTS
 K Al Del Greco (3)
 P Greg Montgomery (9)

Pro Bowl
 All-Pro

1990 SEASON (9-7)

Head Coach: Jack Pardee

Postseason: 0-1

Standings: 1st AFC Central (tied)

(DATE)	OPPONENT	SCORE	WL	ATT
Sep. 9	at Atlanta	27-47	L	56,222
Sep. 16	at Pittsburgh	9-20	L	54,814
Sep. 23	INDIANAPOLIS	24-10	W	50,093
Sep. 30	at San Diego	17-7	W	48,762
Oct. 7	SAN FRANCISCO	21-24	L	59,931
Oct. 14	CINCINNATI	48-17	W	53,501
Oct. 21	NEW ORLEANS	23-10	W	57,908
Oct. 28	NY JETS	12-17	L	56,337
Nov. 4	at L.A. Rams	13-17	L	52,628
Nov. 11	BYE			
Nov. 18	at Cleveland	35-23	W	76,726
Nov. 26	BUFFALO	27-24	W	60,130
Dec. 2	at Seattle	10-13*	L	57,592
Dec. 9	CLEVELAND	58-14	W	54,469
Dec. 16	at Kansas City	27-10	W	61,756
Dec. 23	at Cincinnati	20-40	L	60,044
Dec. 30	PITTSBURGH	34-14	W	56,906
Jan. 6	at Cincinnati	14-41	L	60,012

	OILERS	OPP
TOTAL FIRST DOWNS	376	279
Rushing	97	88
Passing	251	160
Penalty	28	31
3rd Down: Made/Att	94/180	69/177
3rd Down Pct.	52.2	39.0
4th Down: Made/Att	3/12	6/13
4th Down Pct.	25.0	46.2
POSSESSION AVG.	31:35	28:25
TOTAL NET YARDS	6222	4635
Avg. Per Game	388.9	289.7
Total Plays	1006	890
Avg. Per Play	6.2	5.2
NET YARDS RUSHING	1417	1575
Avg. Per Game	88.6	98.4
Total Rushes	328	392
NET YARDS PASSING	4805	3060
Avg. Per Game	300.3	191.3
Sacked/Yards Lost	39/267	38/272
Gross Yards	5072	3332
Att./Comp.	639/399	460/267
Completion Pct.	62.4	58.0
Had Intercepted	15	21
PUNTS/AVERAGE	34/45.0	62/38.7
NET PUNTING AVG.	34/36.6	62/35.0
PENALTIES/YARDS	135/1009	134/1015
FUMBLES/BALL LOST	34/21	22/12
TOUCHDOWNS	49	37
Rushing	10	12
Passing	37	18
Returns	2	7

BY PERIODS	1	2	3	4	OTPTS	
Oilers	83	152	70	100	0	405
Opponents	54	95	71	84	3	307

SCORING	TD	RU	PA	PAT	FG	S	TP
White	12	8	4	0	0	0	72
Garcia	0	0	0	0	26	14/20	0 68
Givins	9	0	0	0	0	0	54
Jeffries	8	0	0	0	0	0	48
Zendejas	0	0	0	0	20/21	7/12	0 41
T. Jones	6	0	0	0	0	0	36
Hill	5	0	5	0	0	0	30
Harris	3	0	3	0	0	0	18
Moon	2	2	0	0	0	0	12
Duncan	1	0	1	0	0	0	6
Ford	1	0	1	0	0	0	6
R. Johnson	1	0	1	0	0	0	6
Kinard	1	0	1	0	0	0	6
Childress	0	0	0	0	0	1	2
Oilers	49	10	37	2	46/49	21/32	1 405
Opponents	37	12	18	7	34/37	17/21	0 307

PASSING	ATT	CMP	PCT	YARDS	YDS/ATT	TD	INT	LG	SK/YDS	RATING
Moon	584	362	62.0	4689	8.03	33	13	871	36/252	96.8
Carlson	55	37	67.3	383	6.96	4	2	53t	3/15	96.3
Oilers	639	399	62.4	5072	7.94	37	15	871	39/267	96.7
Opponents	460	267	58.0	3332	7.24	18	21	78t	38/272	74.7

RUSHING	NO	YDS	AVG	LG	TD
White	168	702	4.2	22	8
Pinkett	66	268	4.1	19	0
Moon	55	215	3.9	17	2
V. Jones	14	75	5.4	14	0
Givins	3	65	21.7	31	0
Carlson	11	52	4.7	16	0
Rozier	10	42	4.2	11	0
T. Jones	1	-2	-2.0	-2	0
Oilers	328	1417	4.3	31	10
Opponents	392	1575	4.0	56t	12

RECEIVING	NO	YDS	AVG	LG	TD
Jeffries	74	1048	14.2	87t	8
Hill	74	1019	13.8	57	5
Givins	72	979	13.6	80t	9
Duncan	66	785	11.9	37t	1
White	39	368	9.4	29	4
T. Jones	30	409	13.6	47	6
Harris	13	172	13.2	42t	3
Pinkett	11	85	7.7	38	0
Ford	10	98	9.8	24	1
McNeil	5	63	12.6	16	0
Rozier	5	46	9.2	24	0
Oilers	399	5072	12.7	87t	37
Opponents	267	3332	12.5	78t	18

INTERCEPTIONS	NO	YDS	AVG	LG	TD
R. Johnson	8	100	12.5	35	1
Kinard	4	75	18.8	47	0
Dishman	4	50	12.5	42	0
McDowell	2	11	5.5	11	0
Meads	1	32	32.0	32	0
Allen	1	27	27.0	27	0
Knight	1	0	0	0	0
Oilers	21	295	14.0	47	1
Opponents	15	237	15.8	82t	2

PUNTING	NO	YDS	AVG	NET	TB	IN	LG	B
Montgomery	34	1530	45.0	36.6	5	7	60	0
Oilers	34	1530	45.0	36.6	5	7	60	0
Opponents	62	2402	38.7	35.0	3	20	55	1

PUNT RETURNS	NO	FC	YDS	AVG	LG	TD
McNeil	30	20	172	5.7	26	0
Duncan	0	1	0	--	0	0
Oilers	30	21	172	5.7	26	0
Opponents	23	0	186	7.1	52t	1

KICKOFF RETURNS	NO	YDS	AVG	LG	TD
McNeil	27	551	20.4	64	0
Ford	14	219	15.6	23	0
Pinkett	4	91	22.8	28	0
Norgard	2	0	0.0	0	0
Oilers	47	861	18.3	64	0
Opponents	71	1329	18.7	101	1

FIELD GOALS	1-19	20-29	30-39	40-49	50+
Garcia	0/0	5/5	4/5	5/7	0/3
Zendejas	0/0	2/3	3/5	2/4	0/0
Oilers	0/0	7/8	7/10	7/11	0/3
Opponents	1/1	5/6	8/8	2/4	1/2

Garcia: (0) (0) (0) (0) (0) (42G,40N,49G,52N) (22G,31G) (51N) (25G,36G) (29G) (45G) (32G,39N,26G) (29G,36G,42N) (50N,47G,45G)
 Zendejas: (0) (49N,42N) (36N,30G) (36N,27N,34G) (0) (22G,23G) (43G,45G,33G) (0) (0) (0) (0) (0) (0) (0)
 Opponents: (39G,39G,36G,51G) (31G,27G) (33G) (27N,45N) (23G) (29G) (20G,40B) (32G) (19G) (22G) (43G) (39G,42G) (0) (35G, 0) (52N)

SACKS
 S. Jones 12.5, Childress 8.0, Fuller 8.0, E. Johnson 2.5, Meads 2.5, D. Smith 2.0, A. Smith 1.0, Alm 5, McDowell 5, Gl. Montgomery .5
Oilers 38.0, Opponents 39.0

TACKLES (Solo, Assists, Total)
 A. Smith (75-26-101), Meads (65-30-95), Childress (65-20-85), McDowell (55-26-81), Kinard (52-22-74), R. Johnson (54-16-70), Grimsley (35-29-64), Dishman (42-16-58), S. Jones (34-22-56), Fuller (31-19-50), Knight (22-12-34), D. Smith (18-14-32), E. Johnson (16-16-32), Brown (23-6-29), Allen (15-2-17), Lathon (8-2-10), Alm (6-3-9), Gl. Montgomery (6-1-7), Fairs (5-2-7), Orlando (1-2-3), Thomas (2-0-2), Lyles (2-0-2)
Oilers:(632-286-918)

USUAL STARTING LINEUP

OFFENSE
 WR Haywood Jeffries (84)
 WR Drew Hill (85)
 LT Don Maggs (78)
 LG Mike Munchak (63)
 C Jay Pennison(52)
 RG Bruce Matthews (74)
 RT David Williams (73)
 Dean Steinkuhler (70)
 WR Ernest Givins (81)
 WR Curtis Duncan (80)
 QB Warren Moon (1)
 RB Lorenzo White (44)

DEFENSE
 LE William Fuller (95)
 LT Ray Childress (79)
 RT Doug Smith (99)
 RE Sean Jones (96)
 RLB John Grimsley (56)
 MLB Al Smith (54)
 RLB Johnny Meads (91)
 LCB Cris Dishman (28)
 RCB Richard Johnson (23)
 SS Bubba McDowell (25)
 FS Terry Kinard (27)

SPECIALISTS
 K Teddy Garcia (8)
 Tony Zendejas (7)
 P Greg Montgomery (9)

Pro Bowl
 All-Pro

GM: Mike Holovak; Head Coach: Jack Pardee
 Asst. Coaches: Kevin Gilbride (off. coord.), Jim Eddy (def. coord.), Frank Novak (RB), Chris Palmer (WR), Richard Smith (ST/LB), Jim Stanley (DL), Pat Thomas (DB), Steve Watterson (strength & rehab.), Bob Young (OL)

1987 SEASON [9-6]

Head Coach: Jerry Glanville

Postseason: 1-1

Standings: 2nd AFC Central

Table of game results with columns: DATE, OPPONENT, SCORE, WL, ATT. Includes games from Sep. 13 to Jan. 10.

Team statistics tables including RUSHING, RECEIVING, PUNTING, INTERCEPTIONS, and KICKOFF RETURNS.

Individual player statistics for Rushing, Receiving, Punting, Interceptions, and Kickoff Returns.

Defensive statistics including Tackles (Solo, Assists, Total), Sacks, Fumbles, and Special Teams performance.

Summary statistics including BY PERIODS, SCORING, PASSING, and TEAM TOTALS.

Punting and Punt Returns statistics for individual players.

USUAL STARTING LINEUP: OFFENSE (WR, LG, RC, RB) and DEFENSE (LE, RE, OLB, ILB, LCB, RCB, SS, FS).

GM: Ladd Herzog; Head Coach: Jerry Glanville. Asst. Coaches: Tom Bettis (DB), Kim Helton (OL), Milt Jackson (WR), Dick Jamieson (RB), June Jones (QB), Miller McCalmon (ST/TE), Floyd Reese (DL), Doug Shively (DL), Steve Watterson (strength & rehab).

Head Coach: Hugh Campbell (14 games) Postseason: 0-0 Standings: 4th AFC Central
 Jerry Glanville (Last 2 games)

DATE	OPPONENT	SCORE	WL	ATT	RUSHING	NO	YDS	AVG	LG	TD					
Sep.8	MIAMI	26-23	W	47,666	Rozier	133	462	3.5	30	8					
Sep.15	at Washington	13-16	L	53,553	Woolfolk	103	392	3.8	43	1					
Sep.22	at Pittsburgh	0-20	L	58,572	Moriarty	106	381	3.6	18	3					
Sep.29	DALLAS	10-17	L	49,686	Moon	39	130	3.3	17	0					
Oct.6	at Denver	20-31	L	74,699	Edwards	25	96	3.8	19	1					
Oct.13	CLEVELAND	6-21	L	38,386	Luck	15	95	6.3	17	0					
Oct.20	CINCINNATI	44-27	W	35,590	Tasker	2	16	8.0	13	0					
Oct.27	at St. Louis	20-10	W	43,190	Moroski	2	2	1.0	2	0					
Nov.3	KANSAS CITY	23-20	W	41,238	L. Johnson	1	0	0.0	0	0					
Nov.10	at Buffalo	0-20	L	21,881	Drewrey	2	-4	-2.0	5	0					
Nov.17	PITTSBURGH	7-30	L	45,977	Oilers	428	1570	3.7	43	13					
Nov.24	SAN DIEGO	37-35	W	34,336	Opponents	588	2814	4.8	67	21					
Dec.1	at Cincinnati	27-45	L	46,140	RECEIVING										
Dec.8	NY GIANTS	14-35	L	36,576	Woolfolk	80	814	10.2	80	4					
Dec.15	at Cleveland	21-28	L	50,793	Hill	64	1169	18.3	57	9					
Dec.22	at Indianapolis	16-34	L	55,818	T. Smith	46	660	14.3	33	2					
					Williams	39	444	11.4	29	1					
					Moriarty	17	112	6.6	16	1					
					Rozier	9	96	10.7	52	0					
					Edwards	7	71	10.1	31	0					
					McCloskey	4	29	7.3	24	1					
					Dressel	3	17	5.7	12	1					
					Akiu	2	32	16.0	24	0					
					Drewrey	2	28	14.0	14	0					
					Tasker	2	19	9.5	14	0					
					Holston	1	25	25.0	25	0					
					Walls	1	7	7.0	7	0					
					Oilers	277	3523	12.7	80	18					
					Opponents	260	3654	14.1	68	29					
					INTERCEPTIONS										
					Brown	5	41	8.2	22	0					
					Eason	3	55	18.3	55	0					
					Bostic	3	28	9.3	26	0					
					Kush	2	6	3.0	6	0					
					Riley	1	14	14.0	14	0					
					Stensrud	1	0	0.0	0	0					
					Oilers	15	144	9.6	55	1					
					Opponents	22	267	12.1	61	0					
					PUNTING										
					L. Johnson	83	3464	41.7	35.7	8	22	65	0		
					T. Smith	1	26	26.0	26.0	0	1	26	0		
					Oilers	84	3490	41.5	35.5	8	23	65	0		
					Opponents	68	2677	39.4	33.3	8	19	56	4		
					PUNT RETURNS										
					Drewrey	24	10	215	9.0	23	0				
					Donaldson	6	1	35	5.8	13	0				
					Oilers	30	11	250	8.3	23	0				
					Opponents	45	7	345	7.7	31	0				
					KICKOFF RETURNS										
					Drewrey	26	642	24.7	50	0					
					Tasker	17	447	26.3	52	0					
					Walls	12	234	19.5	42	0					
					Donaldson	5	93	18.6	22	0					
					Brown	2	45	22.5	28	0					
					Williams	2	21	10.5	12	0					
					Breihl	1	5	5.0	5	0					
					Hill	1	22	22.0	22	0					
					Lyday	1	6	6.0	6	0					
					Oilers	67	1515	22.6	52	0					
					Opponents	39	970	24.9	81	0					
					FIELD GOALS										
					Zendejas	0/0	6/7	8/11	4/6	3/3					
					Oilers	0/0	6/7	8/11	4/6	3/3					
					Opponents	0/0	5/7	12/17	1/7	1/3					
					PASSING										
Moon	377	200	53.1	2709	7.19	15	19	80t	46/366	68.5					
Luck	100	56	56.0	572	5.72	2	2	46t	8/50	70.9					
Moroski	34	20	58.8	249	7.32	1	1	46	4/25	79.2					
Zendejas	1	1	100.0	-7	100.0	0	0	0	0/0	79.2					
Oilers	512	277	54.1	3523	6.88	18	22	80t	58/441	69.7					
					TOTAL FIRST DOWNS										
					Rushing	96	150								
					Passing	149	158								
					Penalty	25	48								
					3rd Down: Made/Att	74/218	84/213								
					3rd Down Pct.	33.9	39.4								
					4th Down: Made/Att	8/20	10/15								
					4th Down Pct.	40.0	66.7								
					POSSESSION AVG.	28:07	31:53								
					TOTAL NET YARDS	4652	6155								
					Avg. Per Game	290.8	384.7								
					Total Plays	998	1091								
					Avg. Per Play	4.7	5.6								
					NET YARDS RUSHING	1570	2814								
					Avg. Per Game	98.1	175.9								
					Total Rushes	428	588								
					NET YARDS PASSING	3028	3341								
					Avg. Per Game	192.6	208.8								
					Sacked/Yards Lost	58/441	41/313								
					Gross Yards	3523	3654								
					Att./Comp.	512/277	462/260								
					Completion Pct.	54.1	56.3								
					Had Intercepted	22	15								
					POINTS/AVERAGE	84/41.5	68/39.4								
					NET PUNTING AVG.	84/35.5	68/33.3								
					PENALTIES/YARDS	127/1150	121/908								
					FUMBLE/BALL LOST	41/15	35/20								
					TOUCHDOWNS	32	51								
					Rushing	13	21								
					Passing	18	29								
					Returns	1	1								
					BY PERIODS										
					Oilers	24	90	63	107	0	284				
					Opponents	126	94	112	80	0	412				
					SCORING										
					Zendejas	0	0	0	29/31/21/27	0	92				
					Hill	9	0	9	0	0	54				
					Rozier	8	8	0	0	0	48				
					Woolfolk	5	1	4	0	0	30				
					Moriarty	3	3	0	0	0	18				
					T. Smith	2	0	2	0	0	12				
					Akiu	1	0	0	1	0	6				
					Dressel	1	0	1	0	0	6				
					Edwards	1	1	0	0	0	6				
					McCloskey	1	0	1	0	0	6				
					Williams	1	0	1	0	0	6				
					Oilers	31	13	18	1	29/31	21/27	0			
					Opponents	50	21	29	1	48/50	19/34	0			
					PASSING										
					Moon	377	200	53.1	2709	7.19	15	19	80t	46/366	68.5
					Luck	100	56	56.0	572	5.72	2	2	46t	8/50	70.9
					Moroski	34	20	58.8	249	7.32	1	1	46	4/25	79.2
					Zendejas	1	1	100.0	-7	100.0	0	0	0	0/0	79.2
					Oilers	512	277	54.1	3523	6.88	18	22	80t	58/441	69.7

Zendejas: (35G,46G) (44G,35G,42N,33N) (1) (33G,37N) (27G,25G) (50G,27G) (40N,34G,28G,32G) (39G,38G) (39N,38G) (0) (46G,52G,51G) (25G,26G) (0) (24N) (45G)

Opponents: (33G,36G,23G) (34G) (37G,38G,40N) (47N,33N,36N,35G,36N) (37G,51N,51N) (0) (47G,22G) (30G,28N,42N,33N) (32N,35G,39G) (24G,23G) (52G,31G,34G) (47N) (28N,29G,48N) (0) (41B) (0)

SACKS
 Baker 5.5, Kush 5.0, Bostic 5.0, Childress 3.5, Bush 3.0, Eason 2.5, Riley 2.0, D. Smith 2.0, Sochia 2.0, Meads 1.5, Abraham 1.0, Brown 1.0, Byrd 1.0, Donaldson 1.0, **Oilers 41.0, Opponents 58.0**

TACKLES (Solo, Assists, Total)
 Riley (80-67-147), Childress (71-64-135), Eason (87-44-131), Lyles (60-70-130), Abraham (51-59-110), Bostic (75-34-109), Bush (52-47-99), Grimsley (46-41-87), Brown (63-23-86), Baker (43-39-82), Stensrud (35-30-65), Allen (46-9-57), Byrd (18-33-51), Meads (28-12-40), Donaldson (26-4-30), Smith (15-14-29), Sochia (15-10-25), Kush (21-6-27), Lyday (18-9-27), Johnson (15-1-16), Breihl (6-9-15), McCillian (1-0-1) **Oilers (872-625-1499)**

USUAL STARTING LINEUP
OFFENSE
 WR Tim Smith (83)
 LT Harvey Salem (73)
 LG Mike Munchak (63)
 C Jim Romano (55)
 RG John Schuhmacher (62)
 RT Bruce Matthews (74)
 TE Jamie Williams (87)
 WR Drew Hill (85)
 QB Warren Moon (1)
 RB Butch Woolfolk (40)
 FB Larry Moriarty (30)

DEFENSE
 LE Ray Childress (79)
 NT Mike Stensrud (27)
 RE Jesse Baker (75)
 OLB Robert Lyles (93)
 ILB Avon Riley (53)
 ILB Robert Abraham (56)
 OLB Frank Bush (94)
 CLB Steve Brown (24)
 RCB Patrick Allen (29)
 SS Keith Bostic (25)
 FS Bo Eason (21)

SPECIALISTS
 K Tony Zendejas (7)
 P Lee Johnson (11)

Pro Bowl

GM: Ladd Herzog; Head Coach: Hugh Campbell (14 games), Jerry Glanville (2 games)
 Asst. Coaches: Joe Faragalli (off. coord.), Jerry Glanville (def. coord.), Bill Allerheiligen (strength & cond.), John Devlin (inside LB), Gene Gaines (ST/outside LB), Ken Houston (DB), Bruce Lemmerman (WR), Bob Padilla (DL), Al Roberts (off. backs), Bill Walsh (OL)
 * Coord. for first 14 games; head coach last two games

Front Office
 Coaching Staff
 Players
 Rookies
 2008 Season
 Records
 HISTORY
 Playoff History
 Sidelines

1984 SEASON [3-13]

Front Office

Coaching Staff

Players

Rookies

2008 Season

Records

HISTORY

Playoff History

Sidelines

Head Coach: Hugh Campbell

Postseason: 0-0

Standings: 4th AFC Central

DATE	OPPONENT	SCORE	WL	ATT
Sep.2	L.A. RAIDERS	14-24	L	49,092
Sep.9	INDIANAPOLIS	21-35	L	43,820
Sep.16	at San Diego	14-31	L	52,266
Sep.23	at Atlanta	10-42	L	45,248
Sep.30	NEW ORLEANS	10-27	L	43,108
Oct.7	at Cincinnati	3-13	L	43,637
Oct.14	at Miami	10-28	L	54,800
Oct.21	SAN FRANCISCO	21-34	L	39,900
Oct.28	CINCINNATI	13-31	L	34,010
Nov.4	at Pittsburgh	7-35	L	48,892
Nov.11	at Kansas City	17-16	W	44,464
Nov.18	NY JETS	31-20	W	40,141
Nov.25	at Cleveland	10-27	L	46,077
Dec.2	PITTSBURGH	23-20*	W	39,786
Dec.9	at L.A. Rams	16-27	L	43,092
Dec.16	CLEVELAND	20-27	L	39,676

	OILERS	OPP
TOTAL FIRST DOWNS	284	345
Rushing	95	158
Passing	164	168
Penalty	25	19
3rd Down: Made/Att	64/193	104/218
3rd Down Pct.	33.2	47.7
4th Down: Made/Att	5/16	8/11
4th Down Pct.	31.3	72.7
POSSESSION AVG.	28.02	31:58
TOTAL NET YARDS	4884	5968
Avg. Per Game	305.3	373.0
Total Plays	969	1070
Avg. Per Play	5.0	5.6
NET YARDS RUSHING	1656	2789
Avg. Per Game	103.5	174.3
Total Rushes	433	596
NET YARDS PASSING	3228	3179
Avg. Per Game	201.8	198.7
Sacked/Yards Lost	49/382	32/267
Gross Yards	3610	3446
Att./Comp.	487/282	447/271
Completion Pct.	57.9	60.6
Had Intercepted	15	13
PUNTS/AVERAGE	88/39.6	64/42.2
NET PUNTING AVG.	88/31.4	64/37.7
PENALTIES/YARDS	99/813	105/876
FUMBLES/BALL LOST	36/16	24/11
TOUCHDOWNS	28	53
Rushing	13	27
Passing	14	23
Returns	1	3

* Overtime

BY PERIODS	1	2	3	4	OTPTS	
Oilers	27	82	50	78	3	240
Opponents	113	111	92	121	0	437

SCORING	TD	RU	PA	RT	PAT	FG	S	TP
Cooper	0	0	0	0	13/13	11/13	0	46
Moriarty	7	6	1	0	0	0	0	42
Kempf	0	0	0	0	14/14	4/6	0	26
Campbell	4	4	0	0	0	0	0	24
Smith	4	0	4	0	0	0	0	24
J. Williams	3	0	3	0	0	0	0	18
Dressel	2	0	2	0	0	0	0	12
Bostic	1	0	0	1	0	0	0	6
Edwards	1	0	1	0	0	0	0	6
Holston	1	0	1	0	0	0	0	6
Luck	1	1	0	0	0	0	0	6
McCloskey	1	0	1	0	0	0	0	6
Moon	1	1	0	0	0	0	0	6
Mullins	1	0	1	0	0	0	0	6
Walls	1	0	1	0	0	0	0	6
Oilers	28	13	14	1	27/27	15/19	0	240
Opponents	53	27	23	3	51/52	22/30	0	1437

PASSING	ATT	CMP	PCT	YARDS	YDS/ATT	TD	INT	LG	SK/YDS	RATING
Moon	450	259	57.6	3338	7.42	12	14	76	47/371	76.9
Luck	36	22	61.1	256	7.11	2	1	37	2/11	89.6
Moriarty	1	1	100.0	16	16.00	0	0	16	0/0	118.8
Oilers	487	282	57.9	3610	7.41	14	15	76	49/382	78.0
Opponents	447	271	60.6	3446	7.71	23	13	80t	32/267	89.8

RUSHING	NO	YDS	AVG	LG	TD
Moriarty	189	785	4.2	51t	6
Campbell	96	278	2.9	22	4
Edwards	60	267	4.5	20	1
Moon	58	211	3.6	31	1
Luck	10	75	7.5	18	1
Joyner	14	22	1.6	9	0
Walls	4	20	5.0	20	0
Mullins	1	0	0.0	0	0
Cooper	1	-2	-2.0	-2	0
Oilers	433	1656	3.8	51t	13
Opponents	596	2789	4.7	54	27

RECEIVING	NO	YDS	AVG	LG	TD
Smith	69	1141	16.5	75t	4
J. Williams	41	545	13.3	32	3
Dressel	40	378	9.5	42	2
Moriarty	31	206	6.6	24	1
Holston	22	287	13.0	28	1
Edwards	20	151	7.6	20	0
Bryant	19	278	14.6	28	0
Walls	18	291	16.2	76	1
McCloskey	9	152	16.9	51	1
Mullins	6	85	14.2	25	1
Roaches	4	69	17.3	24	0
Campbell	3	27	9.0	15	0
Oilers	282	3610	12.8	76	14
Opponents	271	3446	12.7	80t	23

INTERCEPTIONS	NO	YDS	AVG	LG	TD
Tullis	4	48	12.0	22	0
Hartwig	3	23	7.7	19	0
Brown	1	26	26.0	26	0
Eason	1	20	20.0	20	0
Lydai	1	12	12.0	12	0
Allen	1	2	2.0	2	0
Brazile	1	2	2.0	2	0
Abraham	1	1	1.0	1	0
Thompson	0	5	--	5	0
Oilers	13	139	10.7	26	0
Opponents	15	214	14.3	47	2

PUNTING	NO	YDS	AVG	NET	TB	IN	LG	B
James	88	3482	39.6	31.4	5	20	55	0
Oilers	88	3482	39.6	31.4	5	20	55	0
Opponents	64	2702	42.2	37.7	7	18	69	0

PUNT RETURNS	NO	FC	YDS	AVG	LG	TD
Roaches	26	8	152	5.8	18	0
Oilers	26	8	152	5.8	18	0
Opponents	60	9	618	10.3	55	0

KICKOFF RETURNS	NO	YDS	AVG	LG	TD
Roaches	30	679	22.6	49	0
Walls	15	289	19.3	29	0
Allen	11	210	19.1	23	0
R. Williams	5	84	16.8	21	0
Brown	3	17	5.7	17	0
Joyner	3	57	19.0	24	0
Thompson	1	16	16.0	16	0
J. Williams	1	0	0.0	0	0
Oilers	69	1352	19.6	49	0
Opponents	51	986	19.3	39	0

FIELD GOALS	1-19	20-29	30-39	40-49	50+
Cooper	2/2	2/2	4/4	3/5	0/0
Kempf	0/0	3/3	0/1	1/2	0/0
Oilers	2/2	5/5	4/5	4/7	0/0
Opponents	3/3	12/12	7/7	0/4	0/4

Cooper: 0 0 0 0 0 0 0 0 (43N) (44G) (39G) (19G,38G,30G) (21G,42G,18G) (42N,33G,26G)

Kempf: 0 0 0 (22G,43N) (25G) (24G) (49G) (33N) 0 0 0 0 0 0 0

OPONENTS: (40N, 28G) 0 (23G) 0 (40B, 23G, 27G) (51N, 33G, 22G) (58N, 54N, 53N) (26G, 22G) (33G) 0 (31G,38G,33G) (19G,27G,43N) (18G,29G) (32G,24G) (35G,19G,41N) (29G,29G)

SACKS
Baker 11.0, Stensrud 4.5, Sochia 3.5, Riley 2.5, Bingham 2.0, Bostic 2.0, Brazile 2.0, Hamm 2.0, Eason 1.0, Foster 1.0, Johnson 0.5

Oilers 32.0, Opponents 49.0

TACKLES (Solo, Assists, Total)

Abraham (106-92-198), Bingham (89-80-169), Bostic (101-51-152), Baker (61-41-102), Riley (48-33-81), Brazile (44-35-79), Hartwig (41-38-79), Stensrud (41-35-76), Girmsley (51-22-73), Tullis (52-18-70), Brown (47-18-65), Hamm (36-18-54), Donaldson (23-19-42), Sochia (16-25-41), Eason (18-17-35), Foster (15-10-25), Thompson (19-5-24), Johnson (11-9-20), Meads (7-13-20), Kennedy (14-3-17), Allen (11-6-17), Lyday (9-8-17), Joiner (7-10-17), Meadows (4-3-7), Studaway (4-0-4), Lyles (2-0-2), Hunt (1-0-1)

Oilers (878-609-1487)

USUAL STARTING LINEUP

OFFENSE
WR Tim Smith (83)
LT Harvey Salem (73)
LG Mike Munchak (63)
C Bruce Matthews (74)
Jim Romano (55)
RG Pat Howell (66)
John Schumacher (62)
RT Dean Steinkuhler (70)
Bruce Matthews (70)
TE Jamie Williams (87)
HB Chris Dressel (88)
WR Herkie Walls (82)
QB Warren Moon (1)
RB Earl Campbell (34)
Larry Moriarty (30)

DEFENSE
LE Bob Hamm (90)
NT Mike Stensrud (67)
RE Jesse Baker (75)
OLB Avon Riley (53)
ILB Robert Abraham (54)
ILB Robert Abraham (56)
OLB Robert Brazile (52)
LCB Steve Brown (24)
RCB Willie Tullis (20)
SS Keith Bostic (25)
FS Carter Hartwig (36)

SPECIALISTS
K Florian Kempf (4)
P John James (6)

Pro Bowl

GM: Ladd Herzog; Head Coach: Hugh Campbell
Asst. Coaches: O. Kay Dalton (off. coord.), Jerry Glanville (def. coord.), Bill Allerheiligen (strength & cond.), John Devlin (LB), Gene Gaines (ST), Ken Houston (DB), Bruce Lemmerman (WR), Bob Padilla (DL), Al Roberts (off. backs), Bill Walsh (OL)

Head Coach: Ed Biles (Last 6 games) **Postseason:** 0-0 **Standings:** 4th AFC Central
Chuck Studley (Last 10 games)

DATE	OPPONENT	SCORE	WL	ATT
Sep.4	GREEN BAY	38-41*	L	44,073
Sep.11	at L.A. Raiders	6-20	L	37,526
Sep.18	PITTSBURGH	28-40	L	44,150
Sep.25	at Buffalo	13-30	L	60,070
Oct. 2	at Pittsburgh	10-17	L	56,901
Oct. 9	DENVER	14-26	L	44,209
Oct.16	at Minnesota	14-34	L	58,910
Oct.23	KANSAS CITY	10-13	L	39,462
Oct.30	at Cleveland	19-25*	L	68,851
Nov. 6	CINCINNATI	14-55	L	39,706
Nov.13	DETROIT	27-17	W	40,660
Nov. 20	at Cincinnati	10-38	L	46,375
Nov. 27	at Tampa Bay	24-33	L	38,625
Dec. 4	MIAMI	17-24	L	39,434
Dec.11	CLEVELAND	34-27	W	29,746
Dec. 18	at Baltimore	10-20	L	20,418
* Overtime				

TOTAL FIRST DOWNS	OILERS	OPP
Rushing	120	161
Passing	155	150
Penalty	20	21
3rd Down: Made/Att	87/223	85/205
3rd Down Pct	39.0	41.5
4th Down: Made/Att	9/16	8/9
4th Down Pct.	56.3	89.9
POSSESSION AVG.	29.40	30.20
TOTAL NET YARDS	4900	5632
Avg. Per Game	306.3	352.0
Total Plays	1033	1031
Avg. Per Play	4.7	5.5
NET YARDS RUSHING	1998	2787
Avg. Per Game	124.9	174.2
Total Rushes	502	576
NET YARDS PASSING	2902	2845
Avg. Per Game	181.4	177.8
Sacked/Yards Lost	49/384	31/250
Gross Yards	3286	3095
Att./Comp.	482/260	424/252
Completion Pct.	53.9	59.4
Had Intercepted	29	14
PUNTS/AVERAGE	80/39.2	65/39.5
NET PUNTING AVG.	80/32.8	65/33.0
PENALTIES/YARDS	84/784	104/825
FUMBLES/BALL LOST	26/18	34/15
TOUCHDOWNS	34	54
Rushing	16	23
Passing	16	26
Returns	2	5

BY PERIODS	1	2	3	4	OT PTS	
Oilers	67	57	67	97	0	288
Opponents	100	157	81	110	12	460

SCORING	TD	RU	PA	RT	PAT	FG	S	TP
Kempf	0	0	0	0	33	34/17/21	0	84
Campbell	12	12	0	0	0	0	0	72
Smith	6	0	0	0	0	0	0	36
Dressel	4	0	4	0	0	0	0	24
Crutchfield LG3	3	0	0	0	0	0	0	18
Moriarty	3	3	0	0	0	0	0	18
Renfro	2	0	2	0	0	0	0	12
Arnold	1	0	1	0	0	0	0	6
C. Brown	1	0	0	1	0	0	0	6
S. Brown	1	0	0	1	0	0	0	6
Edwards	1	0	0	1	0	0	0	6
McCloskey	1	0	0	1	0	0	0	6
Roaches	1	0	0	1	0	0	0	6
Walls	1	0	1	0	0	0	0	6
Oilers	34	16	16	2	33/34	17/21	0	288
Opponents	54	23	26	5	49/51	29/36	0	460

PASSING	ATT	CMP	PCT	YARDS	YDS/ATT	TD	INT	LG	SKYDZ	RATING
Luck	217	124	57.1	1375	6.34	8	13	66	16/138	63.4
Nielsen	175	90	51.4	1125	6.41	5	8	48	22/163	62.2
Manning	88	44	50.0	755	8.58	2	8	47	11/83	49.2
Bryant	1	1	100.0	24	24.0	1	0	24	0/0	158.3
James	1	1	100.0	7	7.0	0	0	7	0/0	95.8
Oilers	482	260	53.9	3286	6.82	16	29	66	49/384	61.4
Opponents	424	252	59.4	3095	7.30	26	14	74	31/250	88.7

GM: Ladd Herzog; **Head Coach:** Ed Biles (six games), Chuck Studley (10 games)
Asst. Coaches: O. Kay Dalton (off. coord.), Chuck Studley (def. coord.), Bill Allerheiligen (strength & cond.), Andy Bourgeois (WR), Ken Houston (DB), Elijah Pitts (off. backs), Vic Rapp (TE/ST), Dick Selcer (LB), Ralph Staub (DL), Bill Walsh (OL)
 * Coord. for first six games; head coach last 10 games

RUSHING	NO	YDS	AVG	LG	TD
Campbell	322	1301	4.0	42	12
Crutchfield LG	140	578	4.1	17	3
Crutchfield TM	3	7	2.3	5	0
Moriarty	65	321	4.9	80	3
Craft	55	147	2.7	8	0
Luck	17	55	3.2	17	0
Walls	5	44	8.8	14	0
Nielsen	8	43	5.4	20	0
Edwards	16	40	2.5	9	0
Smith	2	16	8.0	9	0
Manning	2	13	6.5	11	0
Allen	1	5	5.0	5	0
Dressel	1	3	3.0	3	0
Renfro	1	3	3.0	3	0
C. Brown	3	0	0.0	11	1
James	1	0	0.0	0	0
Oilers	502	1998	4.0	80	16
Opponents	576	2787	4.8	52	23

RECEIVING	NO	YDS	AVG	LG	TD
Smith	83	1176	14.2	47	6
Dressel	32	316	9.9	35	4
Renfro	23	316	13.7	38	2
Campbell	19	216	11.4	66	0
Crutchfield LG	19	133	7.0	15	0
Bryant	16	211	13.2	26	0
McCloskey	16	137	8.6	20	1
Holston	14	205	14.6	43	0
Walls	12	276	23.0	48	1
Arnold	12	137	11.4	37	1
Craft	12	99	8.3	14	0
Edwards	9	79	8.8	20	0
Casper TM	7	79	11.3	17	0
Moriarty	4	32	8.0	12	0
Kempf	1	7	7.0	7	0
Oilers	260	3286	12.6	66	16
Opponents	252	3095	12.3	74	26

INTERCEPTIONS	NO	YDS	AVG	LG	TD
Tullis	5	65	13.0	44	0
Hatchett LG	4	36	9.0	25	0
Kay	2	31	15.5	27	0
Bostic	2	0	0.0	0	0
Reinfeldt	1	19	19.0	19	0
S. Brown	1	16	16.0	16	0
Bingham	1	4	4.0	4	0
Abraham	1	0	0.0	0	0
Riley	1	0	0.0	0	0
Oilers	14	135	9.6	44	0
Opponents	29	392	13.5	71	2

PUNTING NO YDS AVG NET TB IN LG B							
James	79	3136	39.7	32.8	8	12	53.1
Oilers	80	3136	39.2	32.8	8	12	53.1
Opponents	65	2567	39.5	33.0	13	19	60.0

PUNT RETURNS NO FC YDS AVG LG TD						
Roaches	20	9	159	8.0	23	0
Oilers	20	9	159	8.0	23	0
Opponents	47	15	354	7.5	43	0

KICKOFF RETURNS NO YDS AVG LG TD					
S. Brown	31	795	25.6	93	1
Roaches	34	641	18.9	97	1
Walls	9	110	12.2	25	0
Dressel	4	40	10.0	13	0
Moriarty	2	25	12.5	16	0
Hunt	1	12	12.0	12	0
McCloskey	1	11	11.0	11	0
Tullis	1	16	16.0	16	0
Riley	0	26	-	26	0
Oilers	83	1676	20.2	97	2
Opponents	61	1280	21.0	55	0

FIELD GOALS 1-19 20-29 30-39 40-49 50+					
Kempf	1/1	4/4	7/8	4/6	1/2
Oilers	1/1	4/4	7/8	4/6	1/2
Opponents	2/2	6/7	9/11	12/15	0/1

Kempf: (49G, 59N) (40G, 34B, 38G) ()
 (31G, 25G) (34G) () () (32G, 42N) (19G, 24G) () (47G, 21G) (34G) (51G) (23G) (41G, 45N, 39G) (34G)
Opponents: (46G, 42G) (36N, 41B, 26N) (49G, 35G, 20G, 22G) (48G) (18G) (45G, 39G, 30N, 49G, 35G) (44G, 28G, 48N) (31G, 52N, 41G) (37G, 37G, 29G, 30G) (44G, 29G) (35G) (26G) (41N) (19G) (44G, 45G) (48G, 37G)

SACKS
 Baker 5.5, Taylor 4.5, Foster 3.5, Bostic 3.0, Hamm 3.0, Brazile 2.5, Sochia 2.5, Stensrud 2.0, Abraham 1.0, Hartwig 1.0, Sochia 1.0, Thompson 1.0, Riley 0.5,
Oilers 31.0, Opponents 49.0

TACKLES (Solo, Assists, Total)
 Bingham (87-48-135), Abraham (83-34-117), Bostic (70-21-91), Brazile (55-35-90), Hartwig (59-17-76), Riley (56-19-75), Baker (49-17-66), Brown (48-12-60), Tullis (50-9-59), Sochia (45-10-55), Hamm (41-12-53), Hunt (30-7-37), Thompson (29-5-34), Kay (27-4-31), Stensrud (18-8-26), Reinfeldt (15-7-22), Wilson (16-1-17), Foster (8-4-12), Joiner (4-1-5), Meadows (2-0-2)
Oilers (792-271-1063)

USUAL STARTING LINEUP	
OFFENSE	
WR	Mike Renfro (81)
NT	Steve Bryant (83)
LT	Doug France (77)
LG	Mike Munchak (63)
C	David Carter (58)
RG	Bruce Matthews (74)
RT	Harvey Salem (73)
TE	Chris Dressel (88)
WR	Tim Smith (83)
QB	Gifford Nielsen (7)
LT	Oliver Luck (10)
RB	Earl Campbell (34)
FB	Larry Moriarty (30)
or TE	Mike McCloskey (89)
DEFENSE	
LE	Bob Hamm (90)
NT	Brian Sochia (72)
LB	Mike Stensrud (67)
RE	Jesse Baker (75)
OLB	Avon Riley (53)
ILB	Greg Bingham (54)
ILB	Robert Abraham (56)
OLB	Robert Brazile (52)
LCB	Steve Brown (24)
	Bill Kay (22)
RCB	Willie Tullis (20)
SS	Keith Bostic (25)
FS	Carter Hartwig (36)
SPECIALISTS	
K	Florian Kempf (4)
P	John James (6)
Pro Bowl	

1982 SEASON (1-8)

Front Office

Coaching Staff

Players

Rookies

2008 Season

Records

HISTORY

Playoff History

Sidelines

Head Coach: Ed Biles

Postseason: 0-0

Standings: 13th AFC

DATE	OPPONENT	SCORE	WL	ATT
Sep. 12	at Cincinnati	6-27	L	52,268
Sep. 19	SEATTLE	23-21	W	43,117
Nov. 21	PITTSBURGH	10-24	L	42,338
Nov. 28	at New England	21-29	L	35,602
Dec. 5	at NY Giants	14-17	L	71,184
Dec. 13	DALLAS	7-37	L	51,808
Dec. 19	at Philadelphia	14-35	L	44,119
Dec. 26	CLEVELAND	14-20	L	36,559
Jan. 2	CINCINNATI	27-35	L	26,522

Note: strike-shortened season

	OILERS	OPP
TOTAL FIRST DOWNS	138	187
Rushing	52	67
Passing	81	106
Penalty	5	14
3rd Down: Made/Att	43/123	60/130
3rd Down Pct.	35.0	46.2
4th Down: Made/Att	8/12	2/6
4th Down Pct.	66.7	33.3
POSSESSION AVG.	27.40	32.20
TOTAL NET YARDS	2373	3438
Avg. Per Game	263.7	382.0
Total Plays	551	613
Avg. Per Play	4.3	5.6
NET YARDS RUSHING	799	1225
Avg. Per Game	88.8	136.1
Total Rushes	225	298
NET YARDS PASSING	1574	2213
Avg. Per Game	174.9	245.9
Sacked/Yards Lost	39/308	31/240
Gross Yards	1882	2453
Att./Comp.	287/153	284/179
Completion Pct.	53.3	63.0
Had Intercepted	15	3
PUNTS/AVERAGE	55/39.7	38/43.0
NET PUNTING AVG.	55/33.0	38/36.1
PENALTIES/YARDS	52/424	59/454
FUMBLES/BALL LOST	14/11	20/13
TOUCHDOWNS	18	30
Rushing	5	10
Passing	12	18
Returns	1	2

BY PERIODS	1	2	3	4	OTPTS
Oilers	24	27	31	54	0 136
Opponents	48	71	45	81	0 245

SCORING	TD	RU	PA	RT	PAT	FG	S	TP
Casper	6	0	0	0	0	0	0	36
Kempf	0	0	0	0	16/18	4/6	0	28
Craft	4	3	1	0	0	0	0	24
Renfro	3	0	3	0	0	0	0	18
Campbell	2	2	0	0	0	0	0	12
Allen	1	0	1	0	0	0	0	6
Holston	1	0	1	0	0	0	0	6
Reinfeldt*	1	0	0	0	0	0	0	6
Oilers	18	5	12	1	16/18	4/6	0	136
Opponents	30	10	18	2	30/30	11/18	1	245

*recovered fumble in end zone

RUSHING	NO	YDS	AVG	LG	TD
Campbell	157	538	3.4	22	2
Manning	13	85	6.5	24	0
Edwards	15	58	3.9	9	0
Craft	18	42	2.3	10	3
Nielsen	9	37	4.1	9	0
Armstrong	8	15	1.9	5	0
Bailey	1	13	13.0	13	0
Casper	2	9	4.5	8	0
Allen	2	2	1.0	9	0
Oilers	225	799	3.6	24	5
Opponents	298	1225	4.1	90t	10

PASSING	ATT	CMP	PCT	YARDS	YDS/ATT	TD	INT	LG	SK/YDS	RATING
Nielsen	161	87	54.0	1005	6.24	6	8	46	12/92	64.8
Manning LG	132	67	50.8	880	6.67	6	8	54t	29/234	62.1
Manning TM	125	66	52.8	877	7.02	6	6	54t	27/216	71.3
Campbell	1	0	0.0	0	0.0	0	1	0	0/0	0.0
Oilers	287	153	53.3	1882	6.56	12	15	54t	39/308	66.0
Opponents	284	179	63.0	2453	8.64	18	3	62t	31/240	107.3

RECEIVING	NO	YDS	AVG	LG	TD
Casper	36	573	15.9	38	6
Bailey	26	367	14.1	27	0
Craft	23	230	10.0	49	1
Renfro	21	295	14.0	54t	3
Campbell	18	130	7.2	46	0
Armstrong	12	75	6.3	14	0
Edwards	9	53	5.9	21	0
Holston	5	116	23.2	38t	1
Allen	2	35	17.5	23t	1
Thomaselli	1	8	8.0	8	0
Oilers	153	1882	12.3	54t	12
Opponents	179	2453	13.7	62t	18

INTERCEPTIONS	NO	YDS	AVG	LG	TD
Brazile	1	31	31.0	31	0
Bingham	1	8	8.0	8	0
Perry	1	8	8.0	8	0
Oilers	3	47	15.7	31	0
Opponents	15	47	3.1	22	1

PUNTING	NO	YDS	AVG	NET	TB	IN	LG	B
James LG	43	1741	40.5	34.1	4	7	56	0
James TM	31	1260	40.6	34.3	2	4	56	0
Parsley	24	926	38.6	31.3	2	3	51	0
Oilers	55	2186	39.7	33.0	4	7	56	0
Opponents	38	1634	43.0	36.1	8	11	73	0

PUNT RETURNS	NO	FC	YDS	AVG	LG	TD
Roaches	19	4	104	5.5	25	0
Oilers	19	4	104	5.5	25	0
Opponents	35	11	293	8.4	24	0

KICKOFF RETURNS	NO	YDS	AVG	LG	TD
Riley	1	27	27.0	27	0
Roaches	21	441	21.0	45	0
T. Wilson	2	40	20.0	26	0
Allen	15	292	19.5	38	0
Tullis	5	91	18.2	28	0
Thomaselli	1	7	7.0	7	0
Smith*	0	7	-	7	0
Oilers	45	905	20.1	45	0
Opponents	26	564	21.7	55	0

*handoff from Roaches

FIELD GOALS	1-19	20-29	30-39	40-49	50+
Kempf	0/0	1/1	3/3	0/1	0/0
Oilers	0/0	1/1	3/3	0/1	0/0
Opponents	1/1	6/6	1/3	2/6	1/3

Kempf:	()	(24G)	(31G)	(52N)	()	()	(42N)
	(35G,37G)						
Opponents:	(47N,43G,43N,25G)	()	(48G)	(23G,25G)	(37N,26G,42N)	(22G,36G,53G)	(1)
	(45B,18G,55N,24G)	(51N)					

SACKS
Baker 7.5, Brazile 6.5, Bingham 3.0, Kennard 3.0, Skaugstad 3.0, Riley 1.5, Stensrud 1.5, Bethea 1.0, Corker 1.0, Hunt 1.0, Washington 1.0,
Oilers 31.0, Opponents 39.0

TACKLES (Solo, Assists, Total)
Hunt (61-24-85), Bingham (63-21-84), Brazile (46-20-66), Perry (37-12-49), Reinfeldt (32-10-42), Riley (27-15-42), Stensrud (21-12-33), Baker (22-10-32), Kennard (20-9-29), Tullis (19-6-25), J. C. Wilson (21-4-25), Hartwig (22-2-24), Skaugstad (13-8-21), Stemmick (17-3-20), Thompson (13-3-16), Taylor (12-3-15), Bethea (10-4-14), Washington (9-5-14), Kay (9-2-11), Abraham (2-1-3)
Oilers (476-174-650)

USUAL STARTING LINEUP

OFFENSE

WR	Harold Bailey (80)
LT	John Schuhmacher (62)
LG	Ralph Williams (68)
C	Mike Munchak (63)
C	David Carter (58)
RG	Ed Fisher (60)
RT	Morris Towns (76)
TE	Dave Casper (87)
WR	Mike Renfro (82)
LB	Mike Holston (84)
QB	Archie Manning (8)
	Gifford Nielsen (14)
RB	Earl Campbell (34)
FB	Stan Edwards (35)

DEFENSE

LE	Ken Kennard (71)
NT	Mike Stensrud (67)
RE	Jesse Baker (75)
OLB	Avon Riley (53)
ILB	Greg Bingham (54)
ILB	Daryl Hunt (50)
OLB	Robert Brazile (52)
LCB	J. C. Wilson (33)
RCB	Greg Stemmick (27)
SS	Carter Hartwig (36)
	Vernon Perry (32)
FS	Mike Reinfeldt (37)

SPECIALISTS

K	Florian Kempf (4)
P	John James (6)
	Cliff Parsley (18)

Pro Bowl

GM: Ladd Herzog; Head Coach: Ed Biles

Asst. Coaches: Jim Shofner (off. coord.), Bill Allerhellen (strength & cond.), Andy Bourgeois (WR), Ray Callahan (OL), Bob Gambold (DB), Ken Houston (def. asst.), Elijah Pitts (off. backs), Dick Selcer (LB), Ralph Staub (DL)

Head Coach: Ed Biles

Postseason: 0-0

Standings: 3rd AFC Central

DATE	OPPONENT	SCORE	WL	ATT
Sep.6	at L.A. Rams	27-20	W	63,198
Sep.13	at Cleveland	9-3	W	79,483
Sep.20	MIAMI	10-16	L	47,379
Sep.27	at NY Jets	17-33	L	50,309
Oct. 4	CINCINNATI	17-10	W	44,530
Oct.11	SEATTLE	35-17	W	42,671
Oct.18	at New England	10-38	L	60,474
Oct.26	at Pittsburgh	13-26	L	52,732
Nov.1	at Cincinnati	21-34	L	54,736
Nov.8	OAKLAND	17-16	W	45,519
Nov.15	at Kansas City	20-17	L	73,984
Nov.22	NEW ORLEANS	24-27	L	49,581
Nov.29	ATLANTA	27-31	L	40,201
Dec.3	CLEVELAND	17-13	W	44,502
Dec.13	at San Francisco	6-28	L	55,707
Dec.20	PITTSBURGH	21-20	W	41,056

TOTAL FIRST DOWNS		OILERS	OPP
Rushing	103	138	
Passing	124	162	
Penalty	14	25	
3rd Down: Made/Att	69/212	102/235	
3rd Down Pct.	32.5	43.4	
4th Down: Made/Att	--	--	
4th Down Pct.	--	--	

POSSESSION AVG.		OILERS	OPP
TOTAL NET YARDS	4511	5726	
Avg. Per Game	281.9	357.9	
Total Plays	947	1084	
Avg. Per Play	4.8	5.3	

NET YARDS RUSHING		OILERS	OPP
Avg. Per Game	108.4	150.7	
Total Rushes	466	549	

NET YARDS PASSING		OILERS	OPP
Avg. Per Game	173.6	207.2	
Sacked/Yards Lost	40/342	33/239	
Gross Yards	3119	3554	
Att./Comp.	441/258	502/295	
Completion Pct.	58.5	58.8	
Had Intercepted	23	18	

PUNTS/AVERAGE		OILERS	OPP
NET PUNTING AVG.	79/34.4	70/33.9	
PENALTIES/YARDS	93/825	92/838	
FUMBLES/BALL LOST	33/21	20/13	
TOUCHDOWNS	34	39	
Rushing	11	16	
Passing	21	22	
Returns	2	1	

BY PERIODS		1	2	3	4	OT	PTS
Oilers		47	66	55	113	0	281
Opponents		73	93	105	84	0	355

SCORING	TD	RU	PA	RT	PAT	FG	S	TP
Fritsch	0	0	0	0	32/34	15/22	0	77
Campbell	10	10	0	0	0	0	0	60
Casper	8	0	8	0	0	0	0	48
Burrough	7	0	7	0	0	0	0	42
Holston	2	0	2	0	0	0	0	12
Armstrong	1	0	1	0	0	0	0	6
Barber	1	0	1	0	0	0	0	6
Carpenter	1	0	1	0	0	0	0	6
Coleman	1	0	1	0	0	0	0	6
Renfro	1	0	1	0	0	0	0	6
Roaches	1	0	1	0	0	0	0	6
Tullis	1	0	1	0	0	0	0	6
Oilers	34	11	21	2	32/34	15/22	0	281
Opponents	39	16	22	1	38/39	27/42	1	355

PASSING	ATT	CMP	PCT	YARDS	YDS/ATT	TD	INT	LG	SK/YDS	RATING
Stabler	285	165	57.9	1988	6.98	14	18	71t	29/254	69.5
Nielsen	93	60	64.5	709	7.62	5	3	44	8/61	92.1
J. Reeves	61	31	50.8	379	6.21	2	2	51t	3/27	67.6
Parsley	2	2	100.0	43	21.50	0	0	31	0/0	118.8
Oilers	441	258	58.5	3119	7.07	21	23	71t	40/342	74.4
Opponents	502	295	58.8	3554	7.08	22	18	67t	33/239	80.2

RUSHING	NO	YDS	AVG	LG	TD
Campbell	361	1376	3.8	43	10
Armstrong	31	146	4.7	18	0
Coleman	21	91	4.3	30	1
Carpenter	18	74	4.1	20	0
T. Wilson	13	35	2.7	7	0
Reaves	6	13	2.2	13	0
Nielsen	6	2	0.3	4	0
Stabler	10	-3	-0.3	4	0
Oilers	466	1734	3.7	43	11
Opponents	549	2411	4.4	56	16

RECEIVING	NO	YDS	AVG	LG	TD
Burrough	40	668	16.7	71t	7
Renfro	39	451	11.6	43	1
Campbell	36	156	4.3	17	0
Casper	33	572	17.3	52t	8
Armstrong	29	278	9.6	48	1
Holston	27	427	15.8	50t	2
Coleman	19	211	11.1	24	0
Barber	13	190	14.6	35	1
Carpenter	13	80	6.2	33t	1
T. Wilson	5	33	6.6	11	0
Smith	2	37	18.5	25	0
Brooks LG	3	37	12.3	21	0
Brooks TM	2	16	8.0	16	0
Smith	2	37	18.5	25	0
Oilers	258	3119	12.1	71t	21
Opponents	295	3554	12.0	67t	22

INTERCEPTIONS	NO	YDS	AVG	LG	TD
Sternick	3	94	31.3	38	0
Hartwig	3	78	26.0	36	0
Kay	2	47	23.5	30	0
Perry	2	46	23.0	34	0
Bingham	2	20	10.0	17	0
Reinfeltd	2	18	9.0	16	0
Brazile	2	7	3.5	7	0
Washington	1	19	19.0	19	0
J.C. Wilson	1	-1	-1.0	-1	0
Oilers	18	330	18.3	38	0
Opponents	23	289	12.6	49	0

PUNTING	NO	YDS	AVG	NET	TB	IN	LG	B
Parsley	79	3137	39.7	34.4	3	17	62	0
Oilers	79	3137	39.7	34.4	3	17	62	0
Opponents	70	2935	41.9	33.9	12	17	65	1

PUNT RETURNS	NO	FC	YDS	AVG	LG	TD
Roaches	39	4	296	7.6	40	0
Tullis	2	0	29	14.5	16	0
Oilers	41	4	325	7.9	40	0
Opponents	47	19	360	7.7	26	0

KICKOFF RETURNS	NO	YDS	AVG	LG	TD
Roaches	28	769	27.5	96t	1
Tullis	32	779	24.3	95t	1
T. Wilson	3	41	13.7	23	0
Armstrong	3	36	12.0	18	0
Hunt	3	19	6.3	11	0
J.C. Wilson	2	27	13.5	14	0
Riley	1	51	51.0	51	0
Oilers	72	1722	23.9	96t	2
Opponents	59	1201	20.4	34	0

FIELD GOALS 1-19 20-29 30-39 40-49 50+						
Fritsch	0/0	3/4	4/4	7/13	1/1	
Oilers	0/0	3/4	4/4	7/13	1/1	
Opponents	4/4	4/4	8/11	10/18	1/4	

Fritsch: (50G,41G,44B) (42G,27G,36G) (40G) (38G) (49N,48G) () (42G) (34G,28N,44G) (44N) (23G,22N) (21G) (49G) () (32G,41N) () (47N)

Opponents: (35G,29N,36G) (36B,50B,29G,41N) (42G,37G,47N,27G) (41G) (45G,48N,36N) (41G,47N) (32N,21G) (19G,19G) (51G,30G) (51N,29G,42G,43G,47N) (37G,42G,38G) (41B,46G,42G) (36G,54N,46N) (18G,19G,47N) () (40G,37G)

SACKS

Baker 10.0, Dorris 5.0, Stensrud 4.0, Kennard 3.5, Bethea 2.0, Brazile 6.0, Washington 2.0, Hunt 1.5, Bingham 1.0, Reinfeltd 1.0, Stringer 1.0, Skaugstad 0.5, Thompson 0.5

Oilers 33.0, Opponents 40.0

TACKLES (Solo, Assists, Total)

Bingham (112-60-172), Hunt (81-46-127), Brazile (72-40-112), Perry (74-27-101), Kennard (62-29-91), Reinfeltd (49-34-83), Washington (53-21-74), J.C. Wilson (43-19-62), Baker (42-18-60), Dorris (33-27-60), Bethea (29-30-59), Stensrud (28-20-48), Sternick (34-11-45), Skaugstad (20-18-38), Stringer (15-6-21), Thompson (13-5-18), Hartwig (10-7-17), Kay (13-4-17), Riley (6-8-14), Corker (3-2-5)

Oilers (792-432-1224)

USUAL STARTING LINEUP	
OFFENSE	
WR	Ken Burrough (00)
LT	Leon Gray (74)
LG	John Schumacher (68)
C	David Carter (58)
RG	Ed Fisher (60)
RT	Morris Towns (76)
TE	Mike Barber (86)
	Dave Casper (87)
WR	Mike Renfro (82)
	Mike Holston (84)
QB	Ken Stabler (12)
RB	Earl Campbell (34)
FB	Tim Wilson (45)

DEFENSE	
LE	Andy Dorris (69)
NT	Ken Kennard (71)
RE	Elvin Bethea (65)
OLB	Ted Washington (59)
ILB	Gregg Bingham (54)
ILB	Daryl Hunt (50)
OLB	Robert Brazile (52)
LCB	J.C. Wilson (33)
RCB	Greg Sternick (27)
SS	Vernon Perry (32)
FS	Mike Reinfeltd (37)

SPECIALISTS	
K	Toni Fritsch (16)
P	Cliff Parsley (18)

ADDITIONAL PRO BOWL	
Carl Roaches	
Pro Bowl	

GM: Ladd Herzeg; Head Coach: Ed Biles
 Asst. Coaches: Jim Shofner (off. coord.), Dick Nolan (def. coord.), Andy Bourgeois (WR), Ray Callahan (OL), Joe Galat (DL), Bob Gambold (DB), Elijah Pitts (off. backs), Dick Selcer (LB)

1980 SEASON (11-5)

Head Coach: O.A. "Bum" Phillips

Postseason: 0-1

Standings: 1st AFC Central (tied)

Front Office

Coaching Staff

Players

Rookies

2008 Season

Records

HISTORY

Playoff History

Sidelines

DATE	OPPONENT	SCORE	WL	ATT
Sep.7	at Pittsburgh	17-31	L	54,386
Sep.15	at Cleveland	16-7	W	80,243
Sep.21	BALTIMORE	21-16	W	47,878
Sep.28	at Cincinnati	13-10	W	50,413
Oct.5	SEATTLE	7-26	L	46,860
Oct.12	at Kansas City	20-21	L	75,048
Oct.19	TAMPA BAY	20-14	W	48,167
Oct.26	CINCINNATI	23-3	W	49,189
Nov.2	at Denver	20-16	W	74,717
Nov.10	NEW ENGLAND	38-34	W	51,524
Nov.16	at Chicago	10-6	W	59,390
Nov.23	at NY Jets	28-31*	L	52,358
Nov.30	CLEVELAND	14-17	L	61,514
Dec.4	PITTSBURGH	6-0	W	53,960
Dec.14	at Green Bay	22-3	W	53,201
Dec.21	MINNESOTA	20-16	W	51,064
Dec.28	at Oakland	7-27	L	52,762
*Overtime				

	OLTERS	OPP
TOTAL FIRST DOWNS	329	259
Rushing	155	94
Passing	152	147
Penalty	22	18
3rd Down: Made/Att	92/211	76/211
3rd Down Pct.	43.6	36.0
4th Down: Made/Att	--	--
4th Down Pct.	--	--
POSSESSION AVG.	33.16	26.44
TOTAL NET YARDS	5642	4612
Avg. Per Game	352.6	288.3
Total Plays	1063	932
Avg. Per Play	5.3	4.9
NET YARDS RUSHING	2635	1811
Avg. Per Game	164.7	113.2
Total Rushes	573	444
NET YARDS PASSING	3007	2801
Avg. Per Game	187.9	175.1
Sacked/Yards Lost	27/264	34/252
Gross Yards	3271	3053
Att./Comp.	463/296	454/246
Completion Pct.	63.9	54.2
Had Intercepted	28	26
PUNTS/AVERAGE	67/40.7	78/40.9
NET PUNTING AVG.	67/32.4	78/34.2
PENALTIES/YARDS	101/838	101/758
FUMBLES/BALL LOST	33/19	22/13
TOUCHDOWNS	34	27
Rushing	18	8
Passing	15	16
Returns	1	3

BY PERIODS	1	2	3	4	OTPTS
Oilers	25	83	83	105	0 295
Opponents	63	85	34	66	3 251

SCORING	TDR	PA	RT	PAT	FG	S	TP
Fritsch	0	0	0	26/27	19/24	0	83
Campbell	13	13	0	0	0	0	78
Barber	5	0	0	0	0	0	30
Casper LG	4	0	4	0	0	0	24
Caster TM	3	0	3	0	0	0	18
Marcol LG	1	0	0	18/10	3/4	0	23
Marcol TM	0	0	0	1/3	1/1	0	4
Carpenter	3	0	0	0	0	0	18
Caster	3	0	0	0	0	0	18
Johnson	2	0	2	0	0	0	12
T. Wilson	2	1	1	0	0	0	12
Coleman	1	1	0	0	0	0	6
Corker	1	0	1	0	0	0	6
Renfro	1	0	1	0	0	0	6
Thompson	0	0	0	4/4	0/0	0	4
Oilers	34	18	15	31/34	20/25	0	295
Opponents	27	8	16	3	26/27	21/29	0 251

PASSING	ATT	CMP	PCT	YARDS	YDS/ATT	TD	INT	LG	SK/YDS	RATING
Stabler	457	293	64.1	3202	7.01	13	28	79t	27/264	68.7
Campbell	2	1	50.0	57	28.50	1	0	57t	0/0	135.4
Nielsen	4	2	50.0	12	3.00	1	0	8t	0/0	95.8
Oilers	463	296	63.9	3271	7.06	15	28	79t	27/264	70.4
Opponents	454	246	54.2	3053	6.72	16	26	50t	34/252	63.1

RUSHING	NO	YDS	AVG	LG	TD
Campbell	373	1934	5.2	55t	13
Carpenter	97	359	3.7	46	3
T. Wilson	66	257	3.9	15	1
Coleman	14	82	5.9	27	1
Renfro	1	12	12.0	12	0
Casper LG	2	8	4.0	6	0
Casper TM	2	8	4.0	6	0
Clark	1	3	3.0	3	0
Barber	1	1	1.0	1	0
Johnson	2	1	0.5	4	0
Nielsen	1	0	0.0	0	0
Stabler	15	-22	-1.5	0	0
Oilers	573	2635	4.6	55t	18
Opponents	444	1811	4.1	58	8

RECEIVING	NO	YDS	AVG	LG	TD
Barber	59	712	12.1	79t	5
Carpenter	43	346	8.0	25	0
Renfro	35	459	13.1	42	1
Casper LG	56	796	14.2	43	4
Casper TM	34	526	15.5	43	3
Johnson	31	343	11.1	57t	2
T. Wilson	30	170	5.7	13	1
Caster	27	341	12.6	68t	3
Coleman	16	168	10.5	27	0
Campbell	11	47	4.3	10	0
Burrough	4	91	22.8	54	0
Groth	4	47	11.8	18	0
Smith	2	21	10.5	13	0
Oilers	296	3271	11.1	79t	15
Opponents	246	3053	12.4	50t	16

INTERCEPTIONS	NO	YDS	AVG	LG	TD
Tatum	7	100	14.3	35	0
Perry	5	85	17.0	42	0
Reinfeldt	4	36	9.0	23	0
Sternrick	4	25	6.3	15	0
Brazile	2	38	19.0	33	0
J. Wilson	2	26	13.0	26	0
Henderson LG	1	3	3.0	3	0
Henderson TM	1	3	3.0	3	0
Hartwig	1	0	0.0	0	0
Oilers	26	313	12.0	42	0
Opponents	28	424	15.1	82	2

PUNTING	NO	YDS	AVG	NET TB	IN	LG	B
Parsley	67	2727	40.7	32.4	8	19	57 0
Marcol LG	1	33	33.0	13.0	1	0	33 0
Oilers	67	2727	40.7	32.4	8	19	57 0
Opponents	78	3193	40.9	34.2	7	15	57 0

PUNT RETURNS	NO	FC	YDS	AVG	LG	TD
Roaches	47	6	384	8.2	68	0
Groth	1	0	0	0.0	0	0
Bingham	0	2	--	--	0	0
Oilers	48	8	384	8.0	68	0
Opponents	40	9	394	9.9	50	0

KICKOFF RETURNS	NO	YDS	AVG	LG	TD
Roaches	37	746	20.2	46	0
Groth	12	216	18.0	27	0
Barber	1	12	12.0	12	0
Carpenter	1	7	7.0	7	0
Bingham	1	0	0.0	0	0
Smith	1	0	0.0	0	0
Oilers	53	981	18.5	46	0
Opponents	68	1265	18.6	63	0

FIELD GOALS	1-19	20-29	30-39	40-49	50+
Fritsch	1/1	7/9	7/8	4/6	0/0
Marcol LG	0/0	1/1	0/1	2/2	0/0
Marcol TM	0/0	1/1	0/0	0/0	0/0
Oilers	1/1	8/10	7/8	4/6	0/0
Opponents	0/0	12/12	5/7	3/7	1/3

Fritsch: (31G) (25G,29G,17G) (1) (27G,29G) (1) (4 1 G, 4 6 G) (2 1 G, 3 3 G, 4 9 N) (38G,46G,30G) (1) (45G) (29N,29G) (29N) (33N) (37G,33G) (1) (23G,31G,48B)

Marcol: 0 0 0 0 0 0 0 0 0 0 0 0 0 0 0 (27g)

Opponents: (49N,27G) (1) (30G,23G,29G) (26G) (32G,33G,50G,40G,40N) (53N) (1) (23G,43N) (45G,20G,28G) (26G,44G,40N) (53N) (1) (23G,43N) (45G,20G,28G) (26G,44G,29G) (27G,29G) (36N,38G) (50N,25G) (42N) (28G) (38G)

SACKS
Stensrud 7.0, Baker 6.5, Brazile 6.5, Washington 4.0, Bethea 2.0, Bingham 1.0, Henderson 1.0, Kennard 0.5
Oilers 34.0, Opponents 27.0

TACKLES (Solo, Assists, Total)
Bingham (112-100-212), Brazile (73-68-141), Perry (56-56-111), Reinfeldt (61-48-109), Washington (60-38-98), Wilson (55-39-94), Bethea (40-37-77), Hunt (34-43-77), Dorris (34-34-68) Kennard (26-40-66), Stringer (29-25-55), Stensrud (32-23-55), Sternrick (33-15-48), Baker (25-19-44), Tatum (15-9-24), Thompson (6-13-19), Henderson (11-7-18), Hartwig (4-2-6)
Oilers (702-620-1322)

USUAL STARTING LINEUP

- OFFENSE**
WR Billy Johnson (84)
or TE Dave Casper (87)
LT Leon Gray (74)
LG Bob Young
C Carl Mauck
RG Ed Fisher (60)
RT Morris Towns (76)
TE Mike Barber (86)
WR Mike Renfro (82)
QB Ken Stabler (12)
RB Earl Campbell (34)
FB Tim Wilson (45)

- DEFENSE**
LE Andy Dorris (69)
NT Ken Kennard (71)
RE Elwin Bethea (65)
OLB Ted Washington (59)
ILB Art Stringer (56)
Daryl Hunt (50)
ILB Gregg Bingham (54)
OLB Robert Barber (52)
LCB J.C. Wilson (33)
RCB Greg Sternrick (27)
SS Vernon Perry (32)
FS Mike Reinfeldt (37)

- SPECIALISTS**
K Toni Fritsch (18)
P Cliff Parsley (18)

Pro Bowl
All-Pro

GM/Head Coach: Bum Phillips
Asst. Coaches: Ed Biles (def. coord.), Andy Bourgeois (off. backs), Joe Bugel (off. line), King Hill (WR/QB), Wade Phillips (DL), Bob Gambold (DB), John Paul Young (ST/LB)

1978 SEASON (10-6)

Head Coach: O.A. "Bum" Phillips Postseason: 2-1 Standings: 2nd AFC Central

DATE	OPPONENT	SCORE	WL	ATT
Sep.3	at Atlanta	14-20	L	57,328
Sep.10	at Kansas City	20-17	W	40,213
Sep.17	SAN FRANCISCO	20-19	W	46,161
Sep.24	LOS ANGELES	6-10	L	45,749
Oct. 1	at Cleveland	16-13	W	72,776
Oct. 8	at Oakland	17-21	L	52,550
Oct.15	BUFFALO	17-10	W	47,727
Oct.23	at Pittsburgh	24-17	W	48,021
Oct. 29	at Cincinnati	13-28	L	50,532
Nov.5	CLEVELAND	14-10	W	45,827
Nov.12	at New England	26-23	W	60,356
Nov.20	MIAMI	35-30	W	50,290
Nov.26	PITTSBURGH	17-10	W	43,245
Dec.3	PITTSBURGH	3-13	L	54,261
Dec.10	at New Orleans	17-12	W	63,169
Dec.17	SAN DIEGO	24-45	L	49,554
Dec. 24	at Miami	17-9	W	70,036
Dec. 31	at New England	31-14	W	61,297
Jan. 7	at Pittsburgh	5-34	L	49,417

	OILERS	OPP
TOTAL FIRST DOWNS	276	292
Rushing	135	120
Passing	119	144
Penalty	22	28
3rd Down: Made/Att	100/232	90/225
3rd Down Pct.	43.1	40.0
4th Down: Made/Att	--	--
4th Down Pct.	--	--
POSSESSION AVG.	29:44	30:16
TOTAL NET YARDS	4814	4914
Avg. Per Game	300.9	307.1
Total Plays	993	1021
Avg. Per Play	4.8	4.8
NET YARDS RUSHING	2476	2072
Avg. Per Game	154.8	129.5
Total Rushes	603	556
NET YARDS PASSING	2338	2842
Avg. Per Game	146.1	177.6
Sacked/Yards Lost	17/135	37/283
Gross Yards	2473	3125
Att./Comp.	373/201	428/240
Completion Pct.	53.9	56.1
Had Intercepted	17	17
PUNTS/AVERAGE	92/38.5	81/42.7
NET PUNTING AVG.	92/31.5	81/35.1
PENALTIES/YARDS	102/833	99/940
FUMBLES/BALL LOST	35/21	28/16
TOUCHDOWNS	35	34
Rushing	19	14
Passing	16	17
Returns	0	3

BY PERIODS	1	2	3	4	OTPTS	
Oilers	38	80	65	100	0	283
Opponents	43	119	67	69	0	298

SCORING	TDR	PA	RT	PAT	FG	S	TP	
Campbell	13	13	0	0	0	0	78	
Fritsch	0	0	0	0	31/32	14/18	0	73
Carpenter	5	5	0	0	0	0	30	
Caster	5	0	5	0	0	0	30	
Barber	3	0	3	0	0	0	18	
Burrough	2	0	2	0	0	0	12	
Coleman	2	1	1	0	0	0	12	
Renfro	2	0	2	0	0	0	12	
Woods	2	0	2	0	0	0	12	
T. Wilson	1	0	1	0	0	0	6	
Oilers	35	19	16	0	31/32	14/18	0	283
Opponents	34	14	17	3	33/34	19/32	2	298

PASSING	ATT	CMP	PCT	YARDS	YDS/ATT	TD	INT	LG	SK/YDS	RATING
Pastorini	368	199	54.1	2473	6.72	16	17	80t	15/123	70.4
G. Neilsen	4	2	50.0	0	0.00	0	0	0	2/12	56.3
Burrough	1	0	0.0	0	0.00	0	0	0	0/0	39.6
Oilers	373	201	53.9	2473	6.63	16	17	80t	17/135	69.9
Opponents	428	240	56.1	3125	7.30	17	17	58t	37/283	75.9

RUSHING	NO	YDS	AVG	LG	TD
Campbell	302	1450	4.8	81t	13
T. Wilson	126	431	3.4	24	0
Carpenter	82	348	4.2	20	5
Coleman	61	188	3.1	16	1
Caster	5	32	6.4	11	0
Barber	2	14	7.0	13	0
Pastorini	18	11	0.6	11	0
Renfro	1	9	9.0	9	0
Woods	2	4	2.0	5	0
Duncan	1	0	0.0	0	0
Burrough	3	-11	-3.7	1	0
Oilers	603	2476	4.1	81t	19
Opponents	556	2072	3.7	65	14

RECEIVING	NO	YDS	AVG	LG	TD
Burrough	47	642	13.3	44	2
Barber	32	513	16.0	72t	3
Renfro	26	339	13.0	58t	2
Caster	20	316	15.8	47t	5
Coleman	19	246	12.9	33	1
Carpeter	17	150	8.8	37	0
T. Wilson	15	91	6.1	14	1
Campbell	12	48	4.0	20	0
Woods	6	96	16.0	80t	2
Rucker	2	38	19.0	22	0
Duncan	2	0	0.0	0	0
B. Johnson	1	10	10.0	10	0
Merkens	1	6	6.0	6	0
Sampson	1	-4	-4.0	-4	0
Oilers	201	2473	12.3	80t	16
Opponents	240	3125	13.0	58t	17

INTERCEPTIONS	NO	YDS	AVG	LG	TD
Alexander	5	51	10.2	29	0
Stemrick	3	65	21.7	38	0
J.C. Wilson	2	10	5.0	10	0
Brazile	1	30	30.0	30	0
Stringer	1	20	20.0	20	0
Currier	1	8	8.0	8	0
Knoff	1	6	6.0	6	0
Whittington	1	6	6.0	6	0
Kiner	1	3	3.0	3	0
Reinfeldt	1	0	0.0	0	0
Oilers	17	199	11.7	38	0
Opponents	17	174	10.2	33	0

PUNTING	NO	YDS	AVG	NET	TB	IN	LG	B
Parsley	91	3539	38.9	31.5	6	20	59	1
Oilers	92	3539	38.5	31.5	6	20	59	1
Opponents	81	3462	42.7	35.1	10	19	65	0

PUNT RETURNS	NO	FC	YDS	AVG	LG	TD
Coleman	16	1	142	8.9	32	0
Merkens	13	1	132	10.2	42	0
Woods	9	0	82	9.1	14	0
B. Johnson	8	0	60	7.5	20	0
Southard LG	2	0	-2	-1.0	0	0
Thompson	0	2	0	--	0	0
Oilers	46	4	416	9.0	42	0
Opponents	53	20	517	9.8	82t	1

KICKOFF RETURNS	NO	YDS	AVG	LG	TD
Dirden	32	780	24.4	60	0
Poole	4	107	26.8	31	0
Davis	4	98	24.5	31	0
B. Johnson	4	73	18.3	22	0
Turner	4	69	17.3	23	0
Woods	3	59	19.7	24	0
Coleman	2	40	20.0	23	0
Duncan	2	38	19.0	21	0
Southard LG	2	47	23.5	26	0
T. Wilson	2	29	14.5	16	0
Carpenter	1	11	11.0	11	0
Oilers	58	1304	22.5	60	0
Opponents	61	1360	22.3	47	0

FIELD GOALS	1-19	20-29	30-39	40-49	50+
Fritsch	2/2	2/3	7/9	3/4	0/0
Oilers	2/2	2/3	7/9	3/4	0/0
Opponents	2/2	4/8	7/10	6/10	0/2

Fritsch: () (33G,49G) (38G,39N,19G) (32G,20G) (19G) (35G) (23N,43G) (39G) () (30N) () () (38G) (37G,43N) (22G) (43G)

Opponents: (43N,30G,48G) (50N,41G) (26G,19G,46N) (25G,29B) (41G,40G) () (33G) (31N,30G) (45N) (52N,40G) () (32G,34G,37G,38N,25N) () (34G,38N) (41G,43N,23G,24N) (23N,21G) (19G)

SACKS
records not available
Oilers 37.0, Opponents 17.0

TACKLES (Solo, Assists, Total)
records not available

ALL-PRO	PRO BOWL
K	Toni Fritsch (16)
P	Cliff Parsley (18)

STARTING LINEUP
OFFENSE
WR Ken Burrough (00)
LT Greg Sampson (73)
LG George Reihner (64)
Conway Hayman (70)
C Carl Mauck (55)
RG Ed Fisher (60)
RT Conway Hayman (70)
TE Ted Washington (76)
TE Mike Barber (86)
WR Mike Renfro (82)
Rich Caster (88)
QB Dan Pastorini (7)
RB Earl Campbell (34)
FB Tim Wilson (45)

DEFENSE
LE James Young (77)
NT Curley Culp (78)
RE Elvin Bethea (65)
OLB Ted Washington (59)
ILB Steve Kiner (57)
ILB Gregg Bingham (54)
OLB Robert Brazile (52)
LCB Willie Alexander (19)
RCB Greg Stemrick (27)
SS Bill Currier (20)
FS Mike Reinfeldt (37)

SPECIALISTS	
K	Toni Fritsch (16)
P	Cliff Parsley (18)

PRO BOWL	ALL-PRO
K	Toni Fritsch (16)
P	Cliff Parsley (18)

GM/Head Coach: Bum Phillips
Asst. Coaches: Ken Shipp (off. coord.), Ed Biles (def. coord.), Andy Bourgeois (off. backs), Joe Bugel (off. line), King Hill (WR), Wade Phillips (DL), Bob Gambold (DB), John Paul Young (ST)

Front Office
Coaching Staff
Players
Rookies
2008 Season
Records
HISTORY
Playoff History
Sidelines

1976 SEASON [5-9]

Head Coach: O.A. "Bum" Phillips **Postseason:** 0-0 **Standings:** 4th AFC Central

DATE	OPPONENT	SCORE	WL	ATT
Sep. 12	TAMPA BAY	20-0	W	42,228
Sep. 19	at Oakland	13-3	W	61,364
Sep. 26	OAKLAND	13-14	L	42,338
Oct. 3	at New Orleans	31-26	W	51,973
Oct. 10	DENVER	17-3	W	47,928
Oct. 17	at San Diego	27-30	L	31,565
Oct. 24	CINCINNATI	7-27	L	45,499
Nov. 1	at Baltimore	14-38	L	60,020
Nov. 7	CLEVELAND	7-21	L	39,828
Nov. 14	at Cincinnati	27-31	L	53,243
Nov. 21	at Pittsburgh	16-32	L	47,947
Nov.28	ATLANTA	20-14	W	25,838
Dec. 5	at Cleveland	10-13	L	56,025
Dec.11	PITTSBURGH	0-21	L	44,743

RUSHING	NO	YDS	AVG	LG	TD
Coleman	171	684	4.0	39	2
Willis	148	542	3.7	44	2
Hardeman	32	114	3.6	21	1
Dawkins	31	61	2.0	7	1
Pastorini	11	45	4.1	11	0
Burrough	3	22	7.3	12	0
Hadl	7	11	1.6	8	0
Taylor	5	11	2.2	8	0
Hoopes LG	2	10	5.0	10	0
B. Johnson	6	6	1.0	10	0
Baker TM	1	2	2.0	2	0
Butler	1	0	0	0	0
Oilers	416	1498	3.6	44	6
Opponents	540	2072	3.8	69	13

FIELD GOALS	1-19	20-29	30-39	40-49	50+
Butler	1/1	4/4	7/10	3/8	1/4
Oilers	1/1	4/4	7/10	3/8	1/4
Opponents	1/1	7/8	6/9	3/9	1/2

Butler: (33G,45N,44G) (54G,44B,28G) (22G,40G,46N,55N) (31G) (44N,18G,36N) (31G,50N,36G) () (44N) (36N) (39G,29G) (43G) (22G,32N,32G) (31G) (55N)

Opponents: (39N) (50N,27G,27N) (42N) (20G,26G,43G,26G) (31G,49N) (30G) (34G,46N,28G) (45N,25G) (30G,40G) (50G) (37G,36N,35G,18G) (47N) (29G,46G,41N) (39N)

OILERS	OPP
TOTAL FIRST DOWNS	199 226
Rushing	71 117
Passing	110 90
Penalty	18 19
3rd Down: Made/Att	65/210 77/220
3rd Down Pct.	31.0 35.0
4th Down: Made/Att	-- 2/2
4th Down Pct.	-- 100.0
POSSESSION AVG.	25:43 30:00
TOTAL NET YARDS	3570 3987
Avg. Per Game	255.0 284.8
Total Plays	878 935
Avg. Per Play	4.1 4.3
NET YARDS RUSHING	1498 2072
Avg. Per Game	107.0 148.0
Total Rushes	416 540
NET YARDS PASSING	2072 1915
Avg. Per Game	148.0 136.8
Sacked/Yards Lost	39/357 50/344
Gross Yards	2429 2259
Att./Comp.	423/227 345/173
Completion Pct.	53.7 50.1
Had Intercepted	19 11
PUNTS/AVERAGE	100/35.3 96/38.7
NET PUNTING AVG.	100/27.9 96/31.8
PENALTIES/YARDS	99/776 107/963
FUMBLES/BALL LOST	25/14 33/17
TOUCHDOWNS	25 31
Rushing	6 13
Passing	17 17
Returns	2 1

RECEIVING	NO	YDS	AVG	LG	TD
Burrough	51	932	18.3	69	7
B. Johnson	47	495	10.5	40	4
Coleman	40	247	6.2	19	3
Willis	32	255	8.0	42	1
Alston	19	174	9.2	29	1
Sawyer	18	208	11.6	53	1
Hardeman	7	25	3.6	11	0
Thomas	4	15	3.8	14	0
Baker	3	32	10.7	14	0
Dawkins	3	21	7.0	14	0
Taylor	2	15	7.5	8	0
Stemrick	1	10	10.0	10	0
Oilers	227	2429	10.7	69	17
Opponents	173	2259	13.1	81	17

SACKS
Oilers 50.0, Opponents 39.0

TACKLES (Solo, Assists, Total)
records not available

BY PERIODS	1	2	3	4	OTPTS
Oilers	22	57	54	89	0 222
Opponents	35	79	64	95	0 273

SCORING	TD	RU	PA	RT	PAT	FG	S	TP
Butler	0	0	0	0	24/24	16/27	0	72
Burrough	7	0	7	0	0	0	0	42
Coleman	6	2	3	1	0	0	0	36
B. Johnson	4	0	4	0	0	0	0	24
Willis	3	2	1	0	0	0	0	18
Alston	1	0	1	0	0	0	0	6
Dawkins	1	1	0	0	0	0	0	6
Hardeman	1	1	0	0	0	0	0	6
Sawyer	1	0	1	0	0	0	0	6
Whittington	1	0	0	1	0	0	0	6
Oilers	25	6	17	2	24/24	16/27	0	222
Opponents	31	13	17	1	29/31	18/29	2	273

INTERCEPTIONS	NO	YDS	AVG	LG	TD
Whittington	5	103	20.6	50	0
Bingham	2	18	9.0	15	0
Moore	1	28	28.0	28	0
Reinfeldt	1	19	19.0	19	0
Brazile	1	8	8.0	8	0
Stemrick	1	0	0.0	0	0
Oilers	11	176	16.0	50	0
Opponents	19	197	10.4	39	0

USUAL STARTING LINEUP

OFFENSE
WR Ken Burrough (00)
LT Greg Sampson (73)
LG Kevin Hunt (72)
LC Conway Hayman (70)
C Carl Mauck (55)
RG Ed Fisher (60)
RT Elbert Drungo (75)
TE Mack Alston (82)
WR Billy Johnson (84)
QB Dan Pastorini (7)
RB John Hadl (21)
RB Ronnie Coleman (47)
FB Fred Willis (44)

DEFENSE
LE Tody Smith (85)
AI Burton (68)
NT Curley Culp (78)
RE Elvin Bethea (65)
OLB Ted Washington (59)
ILB Steve Kiner (57)
OLB Gregg Bingham (54)
ILB Robert Brazile (52)
LCB Willie Alexander (19)
RCB Zeke Moore (22)
SS Mike Reinfeldt (37)
SF C.L. Whittington (38)

SPECIALISTS
K Skip Butler (2)
P Dan Pastorini (7)

Pro Bowl

GM/Head Coach: Bum Phillips
Asst. Coaches: King Hill (off. coord./QB), Ed Biles (def. coord.), Andy Bourgeois (off. backs), Ken McCullough (OL), Richie Petitbon (DB), Wade Phillips (LB), Fran Polsoot (WR), George Rice (DL), Walt Schlinkman (ST)

Head Coach: O.A. "Bum" Phillips Postseason: 0-0 Standings: 3rd AFC Central

DATE	OPPONENT	SCORE	WL	ATT
Sep.21	at New England	7-0	W	51,934
Sep.28	SAN DIEGO	33-17	W	33,765
Oct. 5	CINCINNATI	19-21	L	42,412
Oct.12	at Cleveland	40-10	W	46,531
Oct.19	WASHINGTON	13-10	W	49,566
Oct.26	DETROIT	24-8	W	46,904
Nov. 2	at Kansas City	17-13	W	62,989
Nov. 9	at Pittsburgh	17-24	L	49,460
Nov.16	MIAMI	20-19	W	48,892
Nov.24	PITTSBURGH	9-32	L	49,947
Nov.30	at Cincinnati	19-23	L	46,128
Dec. 7	at San Francisco	27-13	W	44,015
Dec.14	at Oakland	27-26	W	50,719
Dec.21	Cleveland	21-10	W	43,770

RUSHING	NO	YDS	AVG	LG	TD
Coleman	175	790	4.5	46t	5
Hardeman	166	648	3.9	39	5
Willis	118	420	3.6	23	2
Pastorini	23	97	4.2	19	1
Rodgers	18	55	3.1	8	1
Holmes	19	42	2.2	11	0
Johnson	5	17	3.4	19	0
Dickey	1	3	3.0	3	0
Edwards	1	-4	-4.0	-4	0
Oilers	526	2068	3.9	46t	14
Opponents	498	1680	3.4	36	13

FIELD GOALS	1-19	20-29	30-39	40-49	50+
Butler	0/0	8/9	4/8	6/12	0/1
Oilers	0/0	8/9	4/8	6/12	0/1
Opponents	0/0	2/3	8/10	3/6	0/4

Butler: (36N) (29G,24N,48N,38G) (37G) (43N,46G,33G,25G,21G,50N) (39N) (42G,37N) (43N,44G,46N) (48N,48G) (43G,25G) (44N,27G) (22G) (27G,30B,30G) (23G,47G) ()
Opponents: (44N,46N) (53N,29G) () (39G) (32G,47N) (34G,37G,36B) (37G,37G) (22G,39N) () (30G) (33G) (42G,51N,41G,50N) (27N) (51N,42G)

RECEIVING	NO	YDS	AVG	LG	TD
Burrough	53	1063	20.1	77t	8
Johnson	37	393	10.6	30	1
Willis	20	104	5.2	20	0
Alston	18	165	9.2	26	4
Coleman	18	129	7.2	24	0
Sawyer	7	144	20.6	51	1
Hardeman	5	10	2.0	9	0
Edwards	2	22	11.0	18	0
Hawkins	1	32	32.0	32	0
Beime	1	15	15.0	15	0
Frazier	1	9	9.0	9	0
Parks	1	8	8.0	8	0
Holmes	1	5	5.0	5	0
Oilers	165	2099	12.7	77t	14
Opponents	235	2800	11.9	64	14

SACKS
Oilers 45.0, Opponents 27.0

TACKLES (Solo, Assists, Total)
records not available

	OILERS	OPP
TOTAL FIRST DOWNS	234	264
Rushing	121	104
Passing	90	137
Penalty	23	23
3rd Down: Made/Att	72/203	78/205
3rd Down Pct.	35.5	38.0
4th Down: Made/Att	--	--
4th Down Pct.	--	--
POSSESSION AVG.	34:17	21:26
TOTAL NET YARDS	3937	4137
Avg. Per Game	281.2	295.5
Total Plays	900	952
Avg. Per Play	4.4	4.3
NET YARDS RUSHING	2068	1680
Avg. Per Game	147.7	120.0
Total Rushes	526	498
NET YARDS PASSING	1869	2457
Avg. Per Game	133.5	175.5
Sacked/Yards Lost	27/230	45/343
Gross Yards	2099	2800
Att./Comp.	347/165	409/235
Completion Pct.	47.6	57.5
Had Intercepted	17	24
PUNTS/AVERAGE	74/39.3	73/41.0
NET PUNTING AVG.	74/32.3	73/30.5
PENALTIES/YARDS	100/849	90/871
FUMBLES/BALL LOST	28/17	38/19
TOUCHDOWNS	34	27
Rushing	14	13
Passing	14	14
Returns	6	0

INTERCEPTIONS	NO	YDS	AVG	LG	TD
Moore	5	137	27.4	74	0
Atkins	4	133	33.3	70	0
Bingham	4	57	14.3	26	0
Alexander	3	41	13.7	32	0
Washington	3	30	10.0	23	0
Germany	2	15	7.5	15	0
Kiner	2	7	3.5	7	0
Whittington	1	5	5.0	5	0
Oilers	24	425	17.7	74	0
Opponents	17	186	10.9	47	0

USUAL STARTING LINEUP

OFFENSE
WR Ken Burrough (00)
LT Greg Sampson (73)
LG Ron Saul (64)
C Carl Mauck (55)
RG Ed Fisher (60)
RT Elbert Drungo (75)
TE Mack Alston (82)
WR Billy Johnson (84)
QB Dan Pastorini (7)
RB Ronnie Coleman (47)
FB Don Hardeman (30)

DEFENSE
LE Tody Smith (85)
NT Curley Culp (78)
RE Elvin Bethea (65)
OLB Ted Washington (59)
ILB Steve Kiner (57)
ILB Gregg Bingham (54)
OLB Robert Brazile (52)
LCB Willie Alexander (19)
RCB Zeke Moore (22)
SS Willie Germany (29)
FS Bob Atkins (48)
C.L.Whittington (38)

SPECIALISTS
K Skip Butler (2)
P Dan Pastorini (7)

Pro Bowl
All-Pro

BY PERIODS	1	2	3	4	OTPTS	
Oilers	49	84	81	79	0	293
Opponents	37	100	25	64	0	226

SCORING	TD	RU	PA	RT	PAT	FG	S	TP
Butler	0	0	0	0	31/34	18/30	0	85
Burrough	8	0	8	0	0	0	0	48
Coleman	5	5	0	0	0	0	0	30
Hardeman	5	5	0	0	0	0	0	30
Johnson	5	0	1	4	0	0	0	30
Alston	4	0	4	0	0	0	0	24
Willis	2	2	0	0	0	0	0	12
Rodgers	1	1	0	0	0	0	1	8
Culp	1	0	0	1	0	0	0	6
Germany	1	0	0	1	0	0	0	6
Pastorini	1	1	0	0	0	0	0	6
Sawyer	1	0	1	0	0	0	0	6
Bethea	0	0	0	0	0	0	1	2
Oilers	34	14	14	6	31/34	18/30	0	229
Opponents	27	13	14	0	21/27	13/23	2	226

PASSING	ATT	CMP	PCT	YARDS	YDS/ATT	TD	INT	LG	SK/YDS	RATING
Pastorini	342	163	47.7	2053	6.00	14	16	77t	24/210	61.0
Dickey	4	2	50.0	46	11.50	0	1	28	3/20	52.1
Coleman	1	0	0.0	0	0.00	0	0	0	0/0	39.6
Oilers	347	165	47.6	2099	6.05	14	17	77t	27/230	59.9
Opponents	409	235	57.5	2800	6.85	14	24	64	45/343	65.4

GM/Head Coach: Bum Phillips
Asst. Coaches: King Hill (off. coord./QB), Ed Biles (def. coord.), Sam Boghosian (OL), Andy Bourgeois (off. backs), Larry Peccatiello (LB), Richie Pettibon (DB), Fran Polstoft (WR), George Rice (DL), Joe Woolley (ST)

Front Office
Coaching Staff
Players
Rookies
2009 Season
Records
History
Playoff History
Sidelines

1974 SEASON [7-7]

Head Coach: Sid Gillman

Postseason: 0-0

Standings: 2nd AFC Central (tied)

Front Office

Coaching Staff

Players

Rookies

2008 Season

Records

HISTORY

Playoff History

Sidelines

DATE	OPPONENT	SCORE	WL	ATT
Sep.15	SAN DIEGO	21-14	W	25,317
Sep. 22	at Cleveland	7-20	L	55,242
Sep. 29	KANSAS CITY	7-17	L	28,538
Oct. 6	PITTSBURGH	7-13	L	30,049
Oct. 13	at Minnesota	10-51	L	48,006
Oct. 20	ST. LOUIS	27-31	L	26,371
Oct. 27	at Cincinnati	34-21	W	55,434
Nov. 3	at NY Jets	27-22	W	47,218
Nov.10	at Buffalo	21-9	W	79,144
Nov.17	CINCINNATI	20-3	W	44,054
Nov. 24	DALLAS	0-10	L	49,775
Dec. 1	at Pittsburgh	13-10	L	41,135
Dec. 8	at Denver	14-37	L	46,942
Dec.15	CLEVELAND	28-24	W	33,299

	OILERS	OPP
TOTAL FIRST DOWNS	200	268
Rushing	76	124
Passing	103	129
Penalty	21	15
3rd Down: Made/Att	44/147	52/151
3rd Down Pct.	29.9	34.4
4th Down: Made/Att	1/1	1/2
4th Down Pct.	100.0	50.0
POSSESSION AVG.	36.26	23.34
TOTAL NET YARDS	3338	4425
Avg. Per Game	238.4	316.1
Total Plays	817	919
Avg. Per Play	4.1	4.8
NET YARDS RUSHING	1361	2050
Avg. Per Game	97.2	146.4
Total Rushes	421	474
NET YARDS PASSING	1977	2375
Avg. Per Game	141.2	169.6
Sacked/Yards Lost	33/298	40/349
Gross Yards	2275	2724
Att./Comp.	363/203	405/231
Completion Pct.	55.9	57.0
Had Intercepted	19	21
PUNTS/AVERAGE	79/39.2	70/39.1
NET PUNTING AVG.	79/32.4	70/30.0
PENALTIES/YARDS	90/749	94/872
FUMBLES/BALL LOST	26/14	26/15
TOUCHDOWNS	30	34
Rushing	16	15
Passing	12	19
Returns	2	0

BY PERIODS	1	2	3	4	OTPTS
Oilers	72	37	62	65	0 236
Opponents	66	81	55	80	0 282

SCORING	TDRU	PA	RT	PAT	FG	S	TP
Butler	0	0	0	0	29/29	9/19	0 56
Amudson	5	4	1	0	0	0	30
Rodgers	5	5	0	0	0	0	30
Willis	4	3	1	0	0	0	24
Alston	3	0	3	0	0	0	18
B. Johnson	3	1	2	0	0	0	18
Burrough	2	0	2	0	0	0	12
V. Washington	2	0	0	0	0	0	12
Betha	1	0	1	0	0	0	6
Coleman	1	1	0	0	0	0	6
Montgomery	1	0	1	0	0	0	6
Moore	1	0	1	0	0	0	6
Parks	1	0	1	0	0	0	6
Queen	1	0	1	0	0	0	6
Oilers	30	16	12	2	29/29	9/19	0 236
Opponents	34	15	19	0	30/34	16/23	0 282

PASSING	ATT	CMP	PCT	YARDS	YDS/ATT	TD	INT	LG	SK/YDS	RATING
Pastorini	247	140	56.7	1571	6.36	10	10	65	23/225	72.4
Dickey	113	63	55.8	704	6.23	2	8	59	10/73	50.9
Coleman	2	0	0.0	0	0	0	0	0	0/0	39.6
Amudson	1	0	0.0	0	0	0	1	0	0/0	0.0
Oilers	363	203	55.9	2275	6.27	12	19	65	33/298	64.0
Opponents	405	231	57.0	2724	6.73	19	21	80t	40/349	71.7

RUSHING	NO	YDS	AVG	LG	TD
Rodgers	122	413	3.4	20t	5
V. Washington	74	281	3.8	23	2
Willis	74	239	3.2	18	3
Coleman	52	193	3.7	37	1
Amudson	59	138	2.3	11	4
B. Johnson	5	82	16.4	47t	1
Dickey	3	7	2.3	7	0
Queen	2	7	3.5	4	0
Gresham	3	6	2.0	3	0
Beverly	1	4	4.0	4	0
Burrough	1	0	0.0	0	0
Alston	1	-3	-3.0	-3	0
Pastorini	24	-6	-3.3	7	0
Oilers	421	1361	3.2	47t	16
Opponents	474	2050	4.3	53	15

RECEIVING	NO	YDS	AVG	LG	TD
Burrough	36	492	13.7	51	2
B. Johnson	29	388	13.4	44	2
Willis	25	130	5.2	21	1
Rodgers	24	153	6.4	24	0
Parks	20	330	16.5	59	1
Amudson	18	152	8.4	29	0
Alston	17	249	14.6	33	3
V. Washington	13	92	7.1	15	0
Montgomery	9	179	19.9	65	1
Coleman	4	9	2.3	7	0
Broadnax	3	69	23.0	42	0
Gresham	3	19	6.3	9	0
Wells	1	9	9.0	9	0
Queen	1	4	4.0	4t	1
Oilers	203	2275	11.2	65	12
Opponents	231	2724	11.8	80t	19

INTERCEPTIONS	NO	YDS	AVG	LG	TD
Atkins	6	85	14.2	36	0
Bingham	4	36	9.0	18	0
Alexander	2	56	28.0	29	0
Moore	2	38	19.0	22t	1
Maxwell	2	30	15.0	15	0
Benson	2	0	0.0	5	0
Kiner	1	34	34.0	34	0
T. Smith	1	34	34.0	34	0
Severson	1	0	0.0	0	0
Oilers	21	313	14.9	36	1
Opponents	19	238	12.5	33	0

PUNTING	NO	YDS	AVG	NET	TB	IN	LG	B
Beverly	79	3100	39.2	32.4	2	0	69	0
Oilers	79	3100	39.2	32.4	2	0	69	0
Opponents	70	2738	39.1	30.0	7	0	64	1

PUNT RETURNS	NO	FC	YDS	AVG	LG	TD
B. Johnson	30	3	409	13.6	49	0
Severson	11	2	86	7.8	24	0
Oilers	41	5	495	12.1	49	0
Opponents	56	10	500	8.9	42	0

KICKOFF RETURNS	NO	YDS	AVG	LG	TD
B. Johnson	29	785	27.1	67	0
Gresham	9	180	20.0	40	0
V. Washington	7	177	25.3	40	0
Severson	6	108	18.0	28	0
Coleman	3	91	30.3	39	0
Whittington	3	37	12.3	19	0
Amudson	2	17	8.5	13	0
A. Johnson	1	14	14.0	14	0
Jones	1	0	0.0	0	0
Saul	1	10	10.0	10	0
Oilers	62	1419	22.9	67	0
Opponents	51	1111	21.8	61	0

GOALS	1-19	20-29	30-39	40-49	50+
Butler	0/0	4/7	2/4	3/7	0/1
Oilers	0/0	4/7	2/4	3/7	0/1
Opponents	0/0	7/7	5/7	4/9	0/0

Butler: (47N,37N,28N) () (26B) (26N) (29G,43N) (28G,24G) (21G,34G) (46N,45G, 46N,46G) () () (39N) (42G,34G) (50N) ()
Opponents: (48N,38N,40N) (27G,41G) (35G) (37G,27G) (42G,32N) (25G) () (35G) (32G,28G,48N,22G) (28G,46N) (25G) (44G) (43G,45N) (37G)

SACKS
Oilers 40.0, Opponents 33.0

TACKLES (Solo, Assists, Total)
records not available

USUAL STARTING LINEUP

OFFENSE

WR	Ken Burrough (00)
LT	Greg Sampson (73)
LG	Harris Jones (61)
	Ron Saul (64)
C	Sid Smith (77)
	Fred Hoaglin (53)
RG	Brian Goodman (68)
RT	Elbert Drungo (75)
TE	Black Alston (82)
WR	Billy Parks (20)
QB	Dan Pastorini (7)
	Lynn Dickey (10)
RB	Vic Washington (23)
	Fred Willis (44)
FB	Willie Rodgers (34)

DEFENSE

LE	Tody Smith (85)
LT	Curley Culp (78)
RT	Elvin Betha (65)
RE	Al Cowlings (76)
	Duane Benson (52)
MLB	Gregg Bingham (64)
LLB	Steve Kiner (57)
RLB	Ted Washington (59)
LCB	Willie Alexander (19)
RCB	Zeke Moore (22)
SS	Al Johnson (25)
FS	Bob Atkins (48)

SPECIALISTS

K	Skip Butler (2)
P	David Beverly (4)

Pro Bowl

GM/Head Coach: Sid Gillman

Asst. Coaches: Bum Phillips (def. coord./DL), Ed Biles (def. ass.), Sam Boghosian (ST), Andy Bourgeois (off. backs), Lew Carpenter (WR), King Hill (QB), Joe Madro (OL), Jerry Meins (strength), Larry Peccatiello (LB), Richie Pettibon (DB), Joe Woolley (off. asst.)

Head Coach: Bill Peterman (5 games) Postseason: 0-0
Sid Gillman (Last 9 games)

Standings: 4th AFC Central

DATE	OPPONENT	SCORE	WL	ATT	RUSHING	NO	YDS	AVG	LG	TD	FIELD GOALS	1-19	20-29	30-39	40-49	50+										
Sep. 16	at NY Giants	14-34	L	57,979	Willis	171	579	3.4	25	4	Butler	4/4	2/2	6/8	3/8	0/2										
Sep. 23	at Cincinnati	10-24	L	51,823	Gresham	104	400	3.8	52	2	Oilers	4/4	2/2	6/8	3/8	0/2										
Sep. 30	PITTSBURGH	17-16	L	39,331	Robinson	34	151	4.4	22	2	Opponents	5/5	6/8	6/11	8/15	0/3										
Oct. 7	LA RAMS	26-31	L	34,875	Pastorini	31	102	3.3	17	0	Butler: ()	(31N, 51N, 38G)	(1)	(8G, 35G, 37G, 36G)	(8G, 35G, 37G, 36G)	(20G, 49G)	(9G, 31G)	(47N, 38G)	(45N, 36N, 27G, 46G)	(1)	(43B)					
Oct. 14	DENVER	20-48	L	32,801	Amundson	15	56	3.7	10	0	Opponents:	(40N, 48N, 44G, 11G)	(39N, 51N, 27G)	(37B, 20G, 47G, 26G)	(26N, 17G)	(32G, 12G)	(36N)	(42N, 37N)	(50N, 38N, 22G, 36G)	(47N, 41N, 30G,	22G, 45G)	(38G)	(26N, 51N, 48G, 36G, 46G)	(9G)	(44N, 45N, 49G, 31G, 20G, 42G)	(11G, 40G)
Oct. 21	at Cleveland	13-42	L	61,146	Thomas	10	39	3.9	17	0	SACKS							Oilers 27.0, Opponents 43.0								
Oct. 28	at Chicago	14-35	L	43,755	Burrough	5	38	7.6	34	1	TACKLES (Solo, Assists, Total)							records not available								
Nov. 4	at Baltimore	31-27	W	52,707	Alston	1	13	13.0	13	0																
Nov. 11	CLEVELAND	13-23	L	37,230	Dickey	6	9	1.5	6	0																
Nov. 18	at Kansas City	14-38	L	68,444	Jolley	7	6	0.9	3	0																
Nov. 25	NEW ENGLAND	0-32	L	27,344	Hinton	1	-2	-2.0	-2	0																
Dec. 2	OAKLAND	6-17	L	25,801	A. Johnson	1	-3	-3.0	-3	0																
Dec. 9	at Pittsburgh	7-33	L	38,004	Oilers	386	1388	3.6	52	9																
Dec. 16	CINCINNATI	24-27	L	21,955	Opponents	576	2410	4.2	53t	19																
OILERS					RECEIVING					INTERCEPTIONS																
TOTAL FIRST DOWNS	193	274	Rushing		57	371	6.5	50	1	Roberts	4	55	13.8	27	0	PUNTING		NO	YDS	AVG	NET	TB	IN	LG	B	
Rushing	89	138	Passing		43	581	13.5	66t	1	Severson	4	24	6.0	19	0	Butler	36	1344	37.3	34.3	1	0	55	0		
Passing	93	114	Penalty		43	577	13.4	49t	2	Alexander	3	3	1.0	3	0	Pastorini	27	1087	40.3	34.4	1	0	59	0		
3rd Down: Made/Att	48/162	77/175	3rd Down Pct.		28	244	8.7	62t	1	Blahak	2	120	60.0	87	0	Green	22	868	39.5	32.5	2	0	61	0		
3rd Down Pct.	29.6	44.0	4th Down: Made/Att		19	195	10.3	39t	4	Charles	2	74	37.0	39	0	Oilers	85	3299	38.8	33.8	4	0	61	0		
4th Down: Made/Att	0/3	1/2	4th Down Pct.		13	202	15.5	34t	1	Bingham	2	22	11.0	18	0	Opponents	27	298	17.5	87	0	2	86t	4		
4th Down Pct.	0.0	50.0	POSSESSION AVG.		7	60	8.6	18	0																	
POSSESSION AVG.	42:51	17:09	TOTAL NET YARDS		Robinson	7	46	6.6	19																	
TOTAL NET YARDS	3307	4647	Avg. Per Game		Jolley	3	56	18.7	48																	
Avg. Per Game	236.2	331.9	Total Plays		D. Parks	3	31	10.3	12																	
Total Plays	840	929	Avg. Per Play		Thomas	1	4	4.0	4																	
Avg. Per Play	3.9	5.0	NET YARDS RUSHING		McNeill	1	3	3.0	3																	
NET YARDS RUSHING	1388	2410	Avg. Per Play		Oilers	225	2370	10.5	66t	11																
Avg. Per Play	99.1	172.1	Total Rushes		Opponents	178	2466	13.9	77t	26																
Total Rushes	386	576	NET YARDS PASSING		INTERCEPTIONS																					
NET YARDS PASSING	1919	2237	Avg. Per Game		Roberts	4	55	13.8	27	0																
Avg. Per Game	137.1	159.8	Sacked/Yards Lost		Severson	4	24	6.0	19	0																
Sacked/Yards Lost	43/451	27/229	Gross Yards		Alexander	3	3	1.0	3	0																
Gross Yards	2370	2466	Att./Comp.		Blahak	2	120	60.0	87	0																
Att./Comp.	411/225	326/178	Completion Pct.		Charles	2	74	37.0	39	0																
Completion Pct.	54.7	54.6	Had Intercepted		Bingham	2	22	11.0	18	0																
Had Intercepted	27	17	PUNTS/AVERAGE		Oilers	17	298	17.5	87	0																
PUNTS/AVERAGE	85/38.8	62/39.6	NET PUNTING AVG.		Opponents	27	357	13.2	86t	4																
NET PUNTING AVG.	85/33.8	62/33.4	PENALTIES/YARDS		PUNT RETURNS																					
PENALTIES/YARDS	95/880	90/811	FUMBLES/BALL LOST		Severson	16	2	126	7.9	74	0															
FUMBLES/BALL LOST	43/25	29/10	TOUCHDOWNS		Haymond	14	6	101	7.2	44	0															
TOUCHDOWNS	22	53	Rushing		Oilers	30	8	227	7.6	74	0															
Rushing	9	19	Passing		Opponents	44	16	343	7.8	46	0															
Passing	11	26	Returns		KICKOFF RETURNS																					
Returns	2	8	BY PERIODS		Haymond	28	703	25.1	47	0																
BY PERIODS	1	2	3	4	OT	PTS																				
Oilers	37	50	50	62	0	199																				
Opponents	87	138	101	121	0	447																				
SCORING					PASSING																					
Butler	0	0	0	21/21	15/24	0	66	Pastorini		290	154	53.1	1482	5.11	5	17	50	30/313	49.0							
Willis	5	4	1	0	0	30	Dickey		120	71	59.2	888	7.40	6	10	66t	13/138	64.2								
Alston	4	0	4	0	0	24	Willis		1	0	0.0	0	0.0	0	0	0	0	39.6								
Gresham	4	2	1	1	0	24	Oilers		411	225	54.7	2370	5.77	11	27	66t	43/451	53.3								
Burrough	3	1	2	0	0	18	Opponents		326	178	54.6	2466	7.56	26	17	77t	27/229	84.0								
Robinson	2	2	0	0	0	12	PASSES																			
Eaglin	1	0	0	1	0	6	ATT																			
Hinton	1	0	1	0	0	6	CMP																			
D. Parks	1	0	1	0	0	6	PCT																			
B. Parks	1	0	1	0	0	6	YARDS																			
Dickey	0	0	0	0	0	1	YDS/ATT																			
Oilers	22	9	11	2	21/21	15/24	0	199																		
Opponents	53	19	26	8	52/53	25/42	1447																			

Front Office
Coaching Staff
Players
Rookies
2009 Season
Records
HISTORY
Playoff History
Sidelines

GM: Sid Gillman; Head Coach: Bill Peterman (first five games), Sid Gillman (last nine games)
Asst. Coaches: Bruce Beatty (DL), Andy Bourgeois (ST), Garland Boyette (special assignments), Lew Carpenter (WR), Earnel Durden (off. backs), King Hill (QB), Joe Madro (OL), Burnie Miller (DB), Larry Peccatiello (LB)

1972 SEASON [1-13]

Head Coach: Bill Peterson

Postseason: 0-0

Standings: 4th AFC Central

Front Office

Coaching Staff

Players

Rookies

2008 Season

Records

HISTORY

Playoff History

Sidelines

DATE	OPPONENT	SCORE	WL	ATT
Sep. 17	at Denver	17-30	L	51,666
Sep. 24	at Miami	13-34	L	77,821
Oct. 1	NY JETS	26-20	W	51,423
Oct. 9	OAKLAND	0-34	L	51,378
Oct. 15	at Pittsburgh	7-24	L	42,929
Oct. 22	CLEVELAND	17-23	L	38,113
Oct. 29	at Cincinnati	7-30	L	59,409
Nov. 5	at Cleveland	0-20	L	61,985
Nov. 12	PHILADELPHIA	17-18	L	34,175
Nov. 19	GREEN BAY	10-23	L	41,752
Nov. 26	at San Diego	20-34	L	46,289
Dec. 3	at Atlanta	10-20	L	58,850
Dec. 10	PITTSBURGH	3-9	L	36,528
Dec. 17	CINCINNATI	17-61	L	32,482

OILERS		OPP
TOTAL FIRST DOWNS	183	263
Rushing	80	147
Passing	88	100
Penalty	15	16
3rd Down: Made/Att	49/184	75/185
3rd Down Pct.	26.6	40.5
4th Down: Made/Att	1/4	--
4th Down Pct.	25.0	--
POSSESSION AVG.	42:51	17:09
TOTAL NET YARDS	3191	4734
Avg. Per Game	227.9	338.1
Total Plays	817	894
Avg. Per Play	3.9	5.3
NET YARDS RUSHING	1518	2591
Avg. Per Game	108.4	185.1
Total Rushes	397	546
NET YARDS PASSING	1673	2143
Avg. Per Game	119.5	153.1
Sacked/Yards Lost	45/372	24/172
Gross Yards	2045	2315
Att./Comp.	375/181	324/174
Completion Pct.	48.3	53.7
Had Intercepted	23	6
PUNTS/AVERAGE	85/41.0	61/42.1
NET PUNTING AVG.	85/36.6	61/36.8
PENALTIES/YARDS	66/581	79/741
FUMBLES/BALL LOST	30/10	29/18
TOUCHDOWNS	18	40
Rushing	7	23
Passing	10	12
Returns	1	5

BY PERIODS	1	2	3	4	OTPTS	
Oilers	17	47	46	54	0	164
Opponents	81	99	73	127	0	380

SCORING	TD	RU	PA	RT	PAT	FG	S	TP		
S. Butler	0	0	0	0	15	16	12	19	0	24
Burrough	4	0	4	0	0	0	0	24		
Robinson LG	3	0	0	0	0	0	0	18		
Robinson TM3	3	0	0	0	0	0	0	18		
Joiner TM	2	0	2	0	0	0	0	12		
Pastorini	2	2	0	0	0	0	0	12		
Rodgers	2	2	0	0	0	0	0	12		
Willis LG	2	0	2	0	0	0	0	12		
Willis TM	2	0	2	0	0	0	0	12		
Beime	1	0	1	0	0	0	0	6		
Dawson	1	0	1	0	0	0	0	6		
Walsh TM	1	0	1	0	0	0	0	6		
Moseley	0	0	0	0	22	1	2	0	6	
Oilers	18	7	10	1	17	18	13	21	0	164
Opponents	40	23	15	5	39	40	33	40	1	380

PASSING	ATT	CMP	PCT	YARDS	YDS/ATT	TD	INT	LG	SK	YDS	RATING
Pastorini	299	144	48.2	1711	5.72	7	12	82t	37	310	57.1
Nix	63	33	52.4	287	4.56	3	6	19	6	45	41.0
Baker	10	4	40.0	47	4.70	0	4	18	2	17	15.4
Willis LG	4	1	25.0	16	4.00	0	1	16	0	0	4.2
Willis TM	3	0	0.0	0	0.00	0	1	0	0	0	0.0
Oilers	375	181	48.3	2045	5.45	10	23	82t	45	372	48.4
Opponents	324	174	53.7	2315	7.15	12	6	68t	24	172	81.2

GM: John Breen; Head Coach: Bill Peterson
 Asst. Coaches: Don Breaux (off. backs), Dan Henning (QB/WR), King Hill (special assignments), Joe Madro (OL), Larry Peccatiello (LB), Jackie Simpson (DB), Jerry Smith (DL)

RUSHING	NO	YDS	AVG	LG	TD
Willis LG	134	461	3.4	43	0
Willis TM	92	334	3.6	43	0
Robinson LG	107	449	4.2	30t	3
Robinson TM	86	355	4.1	30t	3
Pastorini	38	205	5.4	17	2
Rodgers	71	204	2.9	14	2
Granger	42	175	4.2	14	0
R. Holmes	43	172	4.0	18	0
Walsh TM	8	36	4.5	14	0
A. Johnson	11	13	1.2	7	0
Joiner TM	2	12	6.0	9	0
Baker	1	9	9.0	9	0
Nix	3	3	1.0	5	0
Oilers	397	1518	3.8	43	7
Opponents	546	2591	4.7	66t	23

RECEIVING	NO	YDS	AVG	LG	TD
Willis LG	45	297	6.6	27	2
Willis TM	36	251	7.0	27	2
Smith G	30	316	10.5	25	0
Smith TM	20	218	10.9	24	0
Burrough	26	521	20.0	80t	4
Reed	19	251	13.2	29	0
Joiner TM	16	306	19.1	82t	2
Granger	15	74	4.9	20	0
Robinson LG	14	112	8.0	24	0
Robinson TM	14	112	8.0	24	0
Beime	7	95	13.6	19	1
Dawson	6	78	13.0	20	1
Rodgers	6	61	10.2	15	0
R. Holmes	6	32	5.3	13	0
A. Johnson	6	24	4.0	16	0
Walsh TM	4	22	5.5	16	0
Oilers	181	2045	11.3	82t	10
Opponents	174	2315	13.3	68t	12

INTERCEPTIONS	NO	YDS	AVG	LG	TD
Atkins	2	37	18.5	34	0
Charles	2	6	3.0	6	0
B. Johnson	1	34	34.0	34	0
Alexander	1	16	16.0	16	0
Oilers	6	93	15.5	34	0
Opponents	23	319	13.9	63t	3

PUNTING	NO	YDS	AVG	NET	TB	IN	LG	B
Pastorini	82	3381	41.2	36.6	4	0	63	1
S. Butler	3	105	35.0	34.0	0	0	47	0
Oilers	85	3486	41.0	36.6	4	0	63	1
Opponents	61	2569	42.1	36.8	8	0	60	2

PUNT RETURNS	NO	FC	YDS	AVG	LG	TD
Houston	25	7	148	5.9	33	0
Moore	7	2	15	2.1	19	0
A. Johnson	2	1	0	0.0	0	0
Oilers	34	10	163	4.8	33	0
Opponents	31	27	299	9.6	85t	1

KICKOFF RETURNS	NO	YDS	AVG	LG	TD
Rodgers	17	335	19.7	32	0
B. Johnson	13	230	17.7	29	0
Jolley	11	267	24.3	43	0
A. Johnson	7	154	22.0	28	0
Cole TM	2	41	20.5	21	0
R. Holmes	2	39	19.5	21	0
Granger	1	5	5.0	5	0
Moore	1	22	22.0	22	0
Oilers	54	1093	20.2	43	0
Opponents	28	547	19.5	78	0

FIELD GOALS	1-19	20-29	30-39	40-49	50+
S. Butler	3/3	3/5	3/4	3/6	0/1
Moseley	0/0	1/1	0/0	0/1	0/0
Oilers	3/3	4/6	3/4	3/7	0/1
Opponents	8/8	8/9	11/13	4/8	2/2

S. Butler: () () (12G, 20G, 20G, 12G) (24B, 42B) () (46G) (47N) () (43N, 38G) (36N, 13G) (49G, 47G) (37G) (25B, 53N, 34G) (27G)
 Moseley: (41N, 20G) () () () () () () () () () () ()
 Opponents: (15G, 29G, 40G) () (8G, 32G) (49N, 46G, 35G) (35N, 28G) (42N, 33G, 33G, 26G) (10G, 42G, 33G) (46N, 19G, 32G) (22N, 33G, 52G, 22G, 12G, 38G, 20G) () (48N, 31G, 11G) (32N, 27G, 16G) (24G, 39G, 13G) (46G, 24G, 51G, 32G)

SACKS
 Oilers 24.0, Opponents 45.0

TACKLES (Solo, Assists, Total)
 records not available

USUAL STARTING LINEUP

OFFENSE

WR Charlie Joiner (18)
 Dave Smith (87)
 LT Tom Funchess (66)
 LG Tom Regner (60)
 C Calvin Hunt (51)
 RG Ron Saul (64)
 RT Levert Carr (63)
 TE Alvin Reed (89)
 WR Ken Burrough (00)
 QB Dan Pastorini (7)
 RB Paul Robinson (18)
 FB Fred Willis (44)
 Hoyle Granger (30)

DEFENSE

LE Pat Holmes (79)
 LT Mike Tileman (78)
 RT Leo Brooks (73)
 RE Elvin Bethea (65)
 LLB Floyd Rice (85)
 MLB Ron Pritchard (58)
 Garland Boyette (52)
 RLB Phil Croyle (59)
 George Webster (90)
 DLB Willie Alexander (19)
 RCB Benny Johnson (33)
 SS Ken Houston (29)
 FS John Charles (25)

SPECIALISTS

K Skip Butler (2)
 P Dan Pastorini (7)

Pro Bowl

Head Coach: Ed Hughes

Postseason: 0-0

Standings: 3rd AFC Central

DATE	OPPONENT	SCORE	WL	ATT
Sep.19	at Cleveland	0-31	L	73,387
Sep. 26	KANSAS CITY	16-20	L	46,498
Oct. 3	NEW ORLEANS	13-13	T	47,966
Oct. 10	at Washington	13-22	L	55,041
Oct.17	DETROIT	7-31	L	45,885
Oct. 24	at Pittsburgh	16-23	L	45,872
Oct. 31	CINCINNATI	10-6	W	37,947
Nov. 7	at New England	20-28	L	53,155
Nov. 14	at Oakland	21-41	L	54,705
Nov. 21	at Cincinnati	13-28	L	59,390
Nov.28	CLEVELAND	24-37	L	37,921
Dec. 5	PITTSBURGH	29-3	W	37,778
Dec. 12	at Buffalo	20-14	W	28,107
Dec. 19	SAN DIEGO	49-33	W	35,959

	OLILERS	OPP
TOTAL FIRST DOWNS	201	237
Rushing	62	117
Passing	117	97
Penalty	22	23
3rd Down: Made/Att	52/177	65/194
3rd Down Pct.	29.4	33.5
4th Down: Made/Att	2/4	2/4
4th Down Pct.	50.0	50.0
POSSESSION AVG.	30.00	30.00
TOTAL NET YARDS	3515	3795
Avg. Per Game	251.1	271.1
Total Plays	815	880
Avg. Per Play	4.3	4.3
NET YARDS RUSHING	1106	1723
Avg. Per Game	79.0	123.1
Total Rushes	361	489
NET YARDS PASSING	2409	2072
Avg. Per Game	172.1	148.0
Sacked/Yards Lost	31/234	37/344
Gross Yards	2643	2416
Att./Comp.	423/194	354/180
Completion Pct.	45.9	50.8
Had Intercepted	37	23
PUNTS/AVERAGE	75/40.6	76/42.2
NET PUNTING AVG.	75/34.9	76/37.0
PENALTIES/YARDS	91/856	75/916
FUMBLES/BALL LOST	24/14	31/14
TOUCHDOWNS	29	37
Rushing	10	22
Passing	12	11
Returns	7	4

BY PERIODS	1	2	3	4	OT PTS.
Oilers	29	72	64	86	0 251
Opponents	78	110	44	98	0 330

SCORING	TDRU	PA	RT	PAT	FG	S	TP
Moseley	0	0	0	0	25/27	16/26	0 73
Joiner	7	0	7	0	0	0	42
Houston	5	0	0	5	0	0	30
R. Holmes LG4	4	0	0	0	0	0	24
R. Holmes TM4	4	0	0	0	0	0	24
Pastorini	3	3	0	0	0	0	18
Dawkins TM	2	2	0	0	0	0	12
Atkins	1	0	1	0	0	0	6
Beirne	1	0	1	0	0	0	6
Boyette	1	0	1	0	0	0	6
Burrough	1	0	1	0	0	0	6
Campbell	1	1	0	0	0	0	6
Post LG	1	0	1	0	0	0	6
Reed	1	0	1	0	0	0	6
Sledge	1	0	1	0	0	0	6
Walsh	1	0	1	0	0	0	6
Beck	0	0	0	0	1/2	1/2	0 4
Oilers	29	10	12	7	26/29	17/28	0 251
Opponents	37	22	11	4	36/37	24/35	0 330

PASSING	ATT	CMP	PCT	YARDS	YDS/ATT	TD	INT	LG	SK/YDS	RATING
Pastorini	270	127	47.0	1702	6.30	7	21	62t	20/152	43.8
C. Johnson	94	46	48.9	592	6.30	3	7	70t	8/61	48.7
Dickey	57	19	33.3	315	5.53	0	9	42	3/21	33.4
Campbell	2	2	100.0	0	17.00	2	0	20t	0/0	158.3
Oilers	423	194	45.9	2643	6.25	12	37	70t	31/234	39.3
Opponents	354	180	50.8	2416	6.82	11	23	64	37/344	56.2

RUSHING	NO	YDS	AVG	LG	TD
R. Holmes LG	112	323	2.9	31	4
R. Holmes TM	91	288	3.2	31	4
Campbell	96	259	2.7	18	1
Pastorini	26	140	5.4	27	3
Dawkins TM	42	135	3.2	21	2
Walsh	38	129	3.4	19	0
Post LG	40	86	2.2	16	0
Post TM	22	42	1.9	10	0
Sledge	24	74	3.1	19	0
Richardson	17	33	1.9	13	0
Dickey	1	4	4.0	4	0
Hopkins	2	2	1.0	2	0
C. Johnson	2	0	0.0	0	0
Oilers	361	1106	3.1	31	10
Opponents	489	1723	3.5	30t	22

RECEIVING	NO	YDS	AVG	LG	TD
Beirne	38	550	14.5	40	1
Joiner	31	681	22.0	70t	7
Reed	25	408	16.3	36	1
Burrough	25	370	14.8	62t	1
Campbell	20	179	9.0	24	0
R. Holmes LG	19	154	8.1	22	0
R. Holmes TM	17	138	8.1	22	0
Post LG	9	112	12.4	28	1
Post TM	5	66	13.2	28	0
Dawkins TM	9	53	5.9	13	0
Frazier TM	8	113	14.1	33	0
Walsh	6	36	6.0	16	1
Sledge	6	32	5.3	10	1
Richardson	4	17	4.3	9	0
Oilers	194	2643	13.6	70t	12
Opponents	180	2416	13.4	64	11

INTERCEPTIONS	NO	YDS	AVG	LG	TD
Houston	9	220	24.4	48t	4
Charles	5	94	18.8	51	0
Alexander	4	74	18.5	36	0
Moore	3	29	9.7	26	0
Atkins	1	25	25.0	25t	1
Brooks	1	14	14.0	14	0
Oilers	23	456	19.8	51	5
Opponents	37	505	13.6	59t	3

PUNTING	NO	YDS	AVG	NET	TB	IN	LG	B
Pastorini	75	3044	40.6	34.9	6	0	62	0
Oilers	75	3044	40.6	34.9	6	0	62	0
Opponents	76	3210	42.2	37.0	10	0	63	0

PUNT RETURNS	NO	FC	YDS	AVG	LG	TD
Houston	16	4	91	5.7	15	0
Cole	14	15	107	7.6	31	0
Rice	2	0	0	0.0	0	0
Moore	0	1	0	--	--	0
Richardson	0	1	0	--	--	0
Oilers	32	21	198	6.2	31	0
Opponents	39	12	304	7.8	34	0

KICKOFF RETURNS	NO	YDS	AVG	LG	TD
Cole	32	834	26.1	45	0
R. Holmes LG	12	300	25.0	41	0
R. Holmes TM	5	129	25.8	29	0
Moore	10	214	21.4	28	0
Burrough	8	157	19.6	30	0
Post LG	5	116	23.2	37	0
Bergey LG	1	15	15.0	15	0
Joiner	1	25	25.0	25	0
Rice	1	0	0.0	0	0
Richardson	1	26	26.0	26	0
Walsh	1	24	24.0	24	0
Oilers	59	1409	23.9	45	0
Opponents	41	862	21.0	71	0

FIELD GOALS 1-19	20-29	30-39	40-49	50+	
Moseley	0/0	8/9	2/4	6/10	0/3
Beck	1/1	0/0	0/1	0/0	0/0
Oilers	1/1	8/9	2/5	6/10	0/3
Opponents	9/9	4/7	6/9	4/8	1/2

Moseley: ()	(60N, 22G,44G)	(54N,42G,25G)	(27N)	(47B,24G)	(47N,42G)	(37N,25G,41G)	(1)	(37G,26G)	(27G)	(44N,48N,25G,37G,25G)	(38N,52N,44G,44G)	(0)	
Beck: (37N)	(15G)	(0)	(0)	(0)	(0)	(0)	(0)	(0)	(0)	(0)	(0)	(0)	
Opponents: (49N,44N,24G)	(52N,43G,11G)	(14G,37G)	(33N,47N,15G,36G,13G,	17G,39G)	(27N,13G)	(28G,22G,12G)	(27N,32N,46G,45G)	(25N)	(37N,10G,33G)	(1)	(40G,35G,39G)	(15G)	(42B,50G,20G)

SACKS
Oilers 37.0, Opponents 31.0

TACKLES (Solo, Assists, Total)
records not available

USUAL STARTING LINEUP

- OFFENSE**
- WR Jim Beirne (81)
 - LT Gene Ferguson (74)
 - LG Bob Young (56)
 - C Walt Suggs (76)
 - Jerry Sturm (62)
 - RG Elbert Drungo (75)
 - RT Sam Walton (77)
 - TE Alvin Reed (89)
 - Willie Frazier (83)
 - WR Charlie Joiner (18)
 - QB Dan Pastorini (7)
 - Charley Johnson (12)
 - RB Woody Campbell (35)
 - FB Robert Holmes (39)
 - Joe Dawkins (34)

- DEFENSE**
- LE Pat Holmes (79)
 - LT Mike Tileman (78)
 - RT Ron Billingsley (82)
 - RE **Elvin Bethea (65)**
 - MLB George Webster (90)
 - LLB Garland Boyette (52)
 - CLB Ron Pritchard (58)
 - RLB Zeke Moore (22)
 - RCB Willie Alexander (19)
 - Benny Johnson (33)
 - SS **Ken Houston (29)**
 - FS John Charles (25)

- SPECIALISTS**
- K Mark Moseley (11)
 - P Dan Pastorini (7)

Pro Bowl

Front Office
Coaching Staff
Players
Rookies
2009 Season
Records
HISTORY
Playoff History
Sidelines

GM: John Breen; Head Coach: Ed Hughes

Asst. Coaches: George Dickson (LB/ST), Burnie Miller (DB), Fran Poltfoot (WR), Walt Schlinkman (off. backs), Walt Yowarsky (DL), Ernie Zwahlen (OL)

1970 SEASON (3-10-1)

Head Coach: Wally Lemm

Postseason: 0-0

Standings: 4th AFC Central

Front Office

Coaching Staff

Players

Rookies

2008 Season

Records

HISTORY

Playoff History

Sidelines

DATE	OPPONENT	SCORE	WL	ATT
Sep. 20	at Pittsburgh	19-7	W	45,338
Sep. 27	MIAMI	10-20	L	39,840
Oct. 4	at Cincinnati	20-13	W	55,094
Oct. 11	BALTIMORE	20-14	L	48,050
Oct. 18	PITTSBURGH	3-7	L	42,799
Oct. 25	at San Diego	31-31	T	41,427
Nov. 1	at St. Louis	0-44	L	47,911
Nov. 8	at Kansas City	9-24	L	49,810
Nov. 15	SAN FRANCISCO	20-30	L	43,040
Nov. 22	at Cleveland	14-28	L	74,723
Nov. 29	DENVER	31-21	W	35,733
Dec. 7	CLEVELAND	10-21	L	50,582
Dec. 13	CINCINNATI	20-30	L	34,435
Dec. 20	at Dallas	10-82	L	50,504

	OILERS	OPP
TOTAL FIRST DOWNS	232	227
Rushing	88	85
Passing	126	115
Penalty	18	27
3rd Down: Made/Att	91/225	78/200
3rd Down Pct.	40.4	39.0
4th Down: Made/Att	2/6	2/3
4th Down Pct.	33.3	66.7
POSSESSION AVG.	38:34	17:09
TOTAL NET YARDS	4062	4398
Avg. Per Game	290.1	314.1
Total Plays	922	840
Avg. Per Play	4.4	5.2
NET YARDS RUSHING	1556	1793
Avg. Per Game	111.1	128.1
Total Rushes	419	466
NET YARDS PASSING	2506	2605
Avg. Per Game	179.0	186.1
Sacked/Yards Lost	33/262	30/246
Gross Yards	2768	2851
Att./Comp.	470/238	344/164
Completion Pct.	50.6	47.7
Had Intercepted	23	18
PUNTS/AVERAGE	84/42.4	77/44.4
NET PUNTING AVG.	84/35.7	77/39.5
PENALTIES/YARDS	78/833	76/833
FUMBLES/BALL LOST	26/15	22/8
TOUCHDOWNS	23	44
Rushing	10	16
Passing	12	25
Returns	1	3

BY PERIODS	1	2	3	4	OTPTS
Oilers	49	57	50	61	0 217
Opponents	51	92	89	120	0 352

SCORING	TDR	PA	RT	PAT	FG	S	TP
Gerela	0	0	0	23/23	18/32	0	77
LeVias	5	0	5	0	0	0	30
Hopkins	3	3	0	0	0	0	18
Joiner	3	3	0	0	0	0	18
Richardson	3	2	1	0	0	0	18
Dawkins	2	2	0	0	0	0	12
Reed	2	2	0	0	0	0	12
Beirne	1	0	1	0	0	0	6
Campbell	1	1	0	0	0	0	6
Granger	1	1	0	0	0	0	6
Peacock	1	0	1	0	0	0	6
Rhyme	1	1	0	0	0	0	6
Pritchard	0	0	0	0	1	2	
Oilers	23	10	12	1	23/23	18/32	1 217
Opponents	44	16	25	3	44/44	14/30	1 352

PASSING	ATT	CMP	PCT	YARDS	YDS/ATT	TD	INT	LG	SK/YDS	RATING
C. Johnson	281	144	51.2	1652	5.88	7	12	63t	15/124	59.8
Rhyme	168	88	52.4	1031	6.14	5	8	87t	10/85	61.2
Naponic	20	6	30.0	85	4.25	0	2	21	8/53	52.4
LeVias	1	0	0.0	0	0.00	0	1	0	0/0	0.0
Oilers	470	238	50.6	2768	5.89	12	23	87t	33/262	56.9
Opponents	344	164	47.7	2851	8.29	25	18	80t	30/246	78.8

RUSHING	NO	YDS	AVG	LG	TD
Dawkins	124	517	4.2	49	2
Richardson	103	368	3.6	34	2
Hopkins	57	207	3.6	12	3
Campbell	59	189	3.2	28	1
Granger	51	169	3.3	15	1
Rhyme	9	54	6.0	11	1
LeVias	7	37	5.3	24	0
Naponic	3	12	4.0	11	0
C. Johnson	5	3	0.6	9	0
Smiley	1	0	0.0	0	0
Oilers	419	1556	3.7	49	10
Opponents	466	1793	3.8	35	16

RECEIVING	NO	YDS	AVG	LG	TD
Reed	47	604	12.9	34	2
LeVias	41	529	12.9	63t	5
Richardson	34	381	11.2	67	1
Joiner	28	416	14.9	87t	3
Haik	17	190	11.2	35	0
Beirne	16	216	13.5	25	1
Dawkins	15	94	6.3	17	0
Campbell	15	78	5.2	10	0
Hopkins	14	142	10.1	43	0
Granger	11	118	10.7	22	0
Oilers	238	2768	11.6	87t	12
Opponents	164	2851	17.4	80t	25

INTERCEPTIONS	NO	YDS	AVG	LG	TD
Moore	6	85	14.2	32	0
Houston	3	32	10.7	9	0
Peacock	3	24	8.0	12	0
Mitchell	2	35	17.5	35	0
Pritchard	2	28	14.0	17	0
Boyette	1	18	18.0	18	0
Atkins	1	7	7.0	7	0
Domres	0	13	--	13	0
Oilers	18	242	13.4	35	0
Opponents	23	334	14.5	45t	2

PUNTING	NO	YDS	AVG	NET	TB	IN	LG	B
Jones	84	3559	42.4	35.7	6	0	73	1
Oilers	84	3559	42.4	35.7	6	0	73	1
Opponents	77	3419	44.4	39.5	6	0	71	0

PUNT RETURNS	NO	FC	YDS	AVG	LG	TD
LeVias	25	8	213	8.5	33	0
Richardson	10	7	30	3.0	11	0
Houston	4	1	13	3.3	6	0
Beirne	1	0	1	1.0	1	0
Dawkins	1	0	0	0.0	0	0
Oilers	41	16	257	6.3	33	0
Opponents	52	16	441	8.5	38	0

KICKOFF RETURNS	NO	YDS	AVG	LG	TD
LeVias	26	598	23.0	37	0
B. Johnson	15	320	21.3	40	0
Moore	7	190	27.1	45	0
Davis	2	0	0.0	0	0
Drungo	1	25	25.0	25	0
Granger	1	0	0.0	0	0
Hopkins	1	20	20.0	20	0
Lewis	1	15	15.0	15	0
Reed	1	0	0.0	0	0
Oilers	55	1168	21.2	45	0
Opponents	32	741	23.2	35	0

PASSING	ATT	CMP	PCT	YARDS	YDS/ATT	TD	INT	LG	SK/YDS	RATING
C. Johnson	281	144	51.2	1652	5.88	7	12	63t	15/124	59.8
Rhyme	168	88	52.4	1031	6.14	5	8	87t	10/85	61.2
Naponic	20	6	30.0	85	4.25	0	2	21	8/53	52.4
LeVias	1	0	0.0	0	0.00	0	1	0	0/0	0.0
Oilers	470	238	50.6	2768	5.89	12	23	87t	33/262	56.9
Opponents	344	164	47.7	2851	8.29	25	18	80t	30/246	78.8

FIELD GOALS 1-19	20-29	30-39	40-49	50+	
Gerela	5/5	4/5	6/8	3/14	0/0
Oilers	5/5	4/5	6/8	3/14	0/0
Opponents	1/1	2/6	7/9	3/10	1/4

Gerela: (46N,8G) (10G) (28G,37G) (42N, 40B,48N,27G,9G) (40N,34G) (46N,48B, 49N,48N,18G) (32N) (27N,38G,18G,48G) (26G,26G) () (41N,33G) (43G) (47N,37B, 46G,31G) (37G)

Opponents: (27N) (40N,31G,42G) (23B, 51G,36G) (34N,45N,43G) (57N) (45G) (46N, 48N,32G,14G,38G) (44N,42B,39G) (52B, 52N) (33B,24N) (23N) (44N) (25G,25G,30G) (35G)

SACKS
Oilers 30.0, Opponents 33.0

TACKLES (Solo, Assists, Total)
records not available

USUAL STARTING LINEUP

OFFENSE

WR Charlie Joiner (18)
Jim Beirne (81)
LT Walt Suggs (76)
LG Ken Gray (62)
C Bobby Maples (50)
RG Elbert Drungo (75)
RT Glen Ray Hines (78)
TE Alvin Reed (89)
WR Jerry LeVias (23)
QB Charley Johnson (12)
WR Charley Johnson (12)
Jerry Rhyme (17)
RB Mike Richardson (24)
Woody Campbell (35)
RB Joe Dawkins (34)
Hoyle Granger (32)

DEFENSE

LE Pat Holmes (79)
LT Willie Parker (74)
RT Tom Domres (71)
RE Elvin Bethea (65)
LLB Olen Underwood (56)
George Webster (90)
MLB Garland Boyette (52)
RLB Ron Pritchard (48)
LCB Leroy Mitchell (51)
RCB Zeke Moore (22)
SS Ken Houston (29)
FS Johnny Peacock (44)

SPECIALISTS

K Roy Gerela (3)
P Spike Jones (11)

Pro Bowl

GM: (none); Head Coach: Wally Lemm
Asst. Coaches: Joe Childress (off. backs), Hugh Devore (LB), F.A. Dry (OL), Bud McFadin (DL), Fran Polesoft (WR), Walt Schlinkman (DB)

Head Coach: Wally Lemm

Postseason: 0-1

Standings: 2nd AFL Eastern

DATE	OPPONENT	SCORE	WL	ATT
Sep.14	at Oakland	17-21	L	49,361
Sep.21	at Buffalo	17-3	W	40,146
Sep.28	MIAMI	22-10	W	41,086
Oct. 5	BUFFALO	28-14	W	46,485
Oct.12	at Kansas City	0-24	L	45,805
Oct.19	at New York	17-26	L	63,841
Oct.26	DENVER	24-21	W	45,348
Nov. 2	at Boston	0-24	L	39,006
Nov. 9	CINCINNATI	31-31	T	45,298
Nov. 16	at Denver	20-20	T	45,002
Nov. 23	at Miami	32-7	W	27,218
Nov. 27	SAN DIEGO	17-21	L	40,065
Dec. 6	NEW YORK	26-34	L	51,923
Dec.14	BOSTON	27-23	W	39,215
Dec. 21	at Oakland	7-56	L	53,539

RUSHING	NO	YDS	AVG	LG	TD
Granger	186	740	4.0	23	3
Hopkins	131	473	3.6	43	4
Burrell	41	147	3.6	19	0
Campbell	28	98	3.5	10	1
Beathard	19	89	4.7	16	2
Richardson	5	51	10.2	28	0
Johnson	11	42	3.8	9	0
Trull	8	25	3.1	7	2
Haik	2	21	10.5	11	0
LeVias	6	18	3.0	10	0
Davis	3	2	0.7	4	0
Oilers	440	1706	3.9	43t	12
Opponents	430	1556	3.6	56	10

FIELD GOALS 1-19	20-29	30-39	40-49	50+	
Gerela	9/9	5/6	3/12	1/8	1/5
Oilers	9/9	5/6	3/12	1/8	1/5
Opponents	8/9	3/7	3/5	2/9	0/0

Gerela: (59N, 51N, 28G) (23N, 21G) (38G, 17G, 17G, 31G, 30G) (45N, 42N, 54N, 39N) (35N, 41N) (35N, 12G) (44N, 39N, 22G) (35N) (37B, 30B, 60N, 50G) (38N, 47N, 46N, 18G, 19G) (21G, 10G, 18G) (42G) (24G) (48N, 30N, 13G, 19G)
Opponents: (47N, 37N, 27N) (14G) (42B, 17G) (44N) (22N, 30G) (45N, 17G, 48G, 45G, 21G) (40N, 21N) (30N, 41N, 30G) (18G) (47N, 27G, 9G) (0) (25B) (10N, 10G, 38G) (10G, 19G, 27G)

RECEIVING	NO	YDS	AVG	LG	TD
Reed	51	664	13.0	43t	2
LeVias	42	696	16.6	86t	5
Beirne	42	540	12.9	37t	4
Hopkins	29	338	11.7	56	1
Haik	27	375	13.9	42	1
Granger	27	330	12.2	53	1
Campbell	7	82	11.7	37	0
Joiner	7	77	11.0	16	0
Burrell	5	28	5.6	8	0
Johnson	2	17	8.5	16	1
Oilers	239	3147	13.2	86t	15
Opponents	167	2495	14.9	79t	18

SACKS
Oilers 32.0, Opponents 36.0

TACKLES (Solo, Assists, Total)
records not available

OILERS	OPP
TOTAL FIRST DOWNS	256 183
Rushing	95 77
Passing	146 93
Penalty	15 13
3rd Down: Made/Att	-- --
3rd Down Pct.	-- --
4th Down: Made/Att	-- --
4th Down Pct.	-- --
POSSESSION AVG.	25.43 34.17
TOTAL NET YARDS	4531 3773
Avg. Per Game	323.6 269.5
Total Plays	965 833
Avg. Per Play	4.7 4.5
NET YARDS RUSHING	1706 1556
Avg. Per Game	121.9 111.1
Total Rushes	440 430
NET YARDS PASSING	2825 2217
Avg. Per Game	201.8 158.4
Sacked/Yards Lost	36/322 32/278
Gross Yards	3147 2495
Att./Comp.	489/239 371/167
Completion Pct.	48.9 45.0
Had Intercepted	31 23
PUNTS/AVERAGE	70/38.9 85/43.1
NET PUNTING AVG.	70/35.8 85/36.8
PENALTIES/YARDS	70/730 61/592
FUMBLES/BALL LOST	24/17 27/17
TOUCHDOWNS	31 33
Rushing	12 10
Passing	15 18
Returns	4 5

INTERCEPTIONS	NO	YDS	AVG	LG	TD
Farr	6	48	8.0	35	0
Houston	4	87	21.8	51t	1
Moore	4	71	17.8	51t	1
Hicks	4	36	9.0	20	0
Peacock	2	56	28.0	39	0
Webster	2	35	17.5	26	0
Underwood	1	2	2.0	2	0
Oilers	23	355	14.6	51t	2
Opponents	31	441	14.2	57t	3

PUNTING	NO	YDS	AVG	NET	TB	IN	LG	B
Gerela	41	1656	40.4	37.0	0	0	70	0
Burrell	29	1066	36.8	34.1	1	0	56	0
Oilers	70	2722	38.9	35.8	1	0	70	0
Opponents	85	3660	43.1	36.8	7	0	78	0

BY PERIODS	1	2	3	4	OTPTS
Oilers	28	84	58	108	0 278
Opponents	92	82	51	54	0 279

PUNT RETURNS	NO	FC	YDS	AVG	LG	TD
LeVias	35	11	292	8.3	46	0
Richardson	7	7	93	13.3	27	0
Burrell	1	0	6	6.0	6	0
Oilers	43	18	391	9.1	46	0
Opponents	37	14	196	5.3	34	0

USUAL STARTING LINEUP	
OFFENSE	
WR	Jim Beirne (81)
LT	Walt Suggs (76)
LG	Tom Regner (60)
C	Bobby Maples (50)
RG	Sonny Bishop (66)
RT	Glen Ray Hines (78)
TE	Alvin Reed (89)
WR	Mac Haik (86)
	Jerry LeVias (23)
QB	Pete Beathard (11)
RB	Roy Hopkins (36)
FB	Hoyle Granger (32)

SCORING	TD	PA	RT	PAT	FG	S	TP
Gerela	0	0	0	0	29/29	19/40	0 86
Hopkins	5	4	1	0	0	0	30
LeVias	5	0	5	0	0	0	30
Beirne	4	0	4	0	0	0	26
Granger	4	3	1	0	0	0	24
Beathard	2	3	2	0	0	0	12
Reed	2	2	0	0	0	0	12
Trull	2	2	0	0	0	0	12
Campbell	1	1	0	0	0	0	6
Dorres	1	0	1	0	0	0	6
Haik	1	0	1	0	0	0	6
Houston	1	0	1	0	0	0	6
Johnson	1	0	1	0	0	0	6
Moore	1	0	1	0	0	0	6
Peacock	1	0	1	0	0	0	6
Betha	0	0	0	0	1	2	
Richardson	0	0	0	0	0	2	
Oilers	31	12	15	0	29/29	19/40	1 278
Opponents	33	10	18	5	33/33	16/30	0 279

KICKOFF RETURNS	NO	YDS	AVG	LG	TD
LeVias	38	940	24.7	87	0
Burrell	5	101	20.2	32	0
Joiner	3	73	24.3	28	0
Reed	3	0	0.0	0	0
Houston	0	27	--	20	0
Oilers	49	1141	23.3	87	0
Opponents	38	792	20.8	51	0

DEFENSE	
LE	Pat Holmes (79)
LT	Carel Stith (70)
RT	Tom Dorres (71)
RE	Elvin Betha (65)
LLB	George Webster (90)
MLB	Garland Boyette (52)
RLB	Olen Underwood (56)
LCB	Miller Farr (20)
RCB	Zeke Moore (22)
SS	Ken Houston (29)
FS	W.K. Hicks (33)
	Johnny Peacock (44)

2-point conversions: Beirne, Richardson
 Oilers 2-2, Opponents 0-0

PASSING	ATT	CMP	PCT	YARDS	YDS/ATT	TD	INT	LG	SK	YDS	RATING
Beathard	370	180	48.6	2455	6.64	10	21	86t	22	205	55.6
Trull	75	34	45.3	469	6.25	3	6	57	11	85	45.9
Davis	42	25	59.5	223	5.31	2	4	22	3	32	50.1
LeVias	2	0	0.0	0	0.00	0	0	0	0	0	39.6
Oilers	489	239	48.9	3147	6.44	15	31	86t	36	322	53.4
Opponents	371	167	45.0	2495	6.73	18	23	79t	32	278	58.0

GM: Don Klosterman; Head Coach: Wally Lemm
 Asst. Coaches: Joe Childress (off. backs), Hugh Devore (LB), F.A. Dry (OL), Bud McFadin (DL), Fran Polstoft (WR), Walt Schlinkman (DB)

Front Office
 Coaching Staff
 Players
 Rookies
 2009 Season
 Records
 HISTORY
 Playoff History
 Schedules

1968 SEASON [7-7]

Head Coach: Wally Lemm

Postseason: 0-0

Standings: 2nd AFL Eastern

Front Office

Coaching Staff

Players

Rookies

2008 Season

Records

HISTORY

Playoff History

Sidelines

DATE	OPPONENT	SCORE	WL	ATT
Sep. 9	KANSAS CITY	21-26	L	45,083
Sep.14	at Miami	24-10	W	40,667
Sep.21	at San Diego	14-30	L	46,217
Sep.29	OAKLAND	15-24	L	46,098
Oct. 6	MIAMI	7-24	L	36,109
Oct.13	at Boston	16-0	W	32,502
Oct.20	NEW YORK	14-20	L	51,710
Oct.27	at Buffalo	30-7	W	34,339
Nov. 3	at Cincinnati	27-17	W	24,012
Nov.10	at New York	7-26	L	60,242
Nov.17	DENVER	38-17	W	36,075
Nov.28	at Kansas City	10-24	L	48,493
Dec. 7	BUFFALO	35-6	W	34,110
Dec.15	BOSTON	45-17	W	34,198

	OILERS	OPP
TOTAL FIRST DOWNS	240	198
Rushing	99	89
Passing	128	96
Penalty	13	13
3rd Down: Made/Att	--	--
3rd Down Pct.	--	--
4th Down: Made/Att	--	--
4th Down Pct.	--	--
POSSESSION AVG.	34:17	25:43
TOTAL NET YARDS	4352	3375
Avg. Per Game	310.9	241.1
Total Plays	905	854
Avg. Per Play	4.8	4.0
NET YARDS RUSHING	1804	1704
Avg. Per Game	128.9	121.7
Total Rushes	462	462
NET YARDS PASSING	2548	1671
Avg. Per Game	182.0	119.4
Sacked/Yards Lost	29/316	33/332
Gross Yards	2864	2003
Att./Comp.	414/191	359/158
Completion Pct.	46.1	44.0
Had Intercepted	25	20
PUNTS/AVERAGE	73/41.2	88/44.1
NET PUNTING AVG.	73/34.1	88/37.9
PENALTIES/YARDS	61/644	54/526
FUMBLES/BALL LOST	28/13	17/10
TOUCHDOWNS	38	26
Rushing	16	9
Passing	17	13
Returns	5	4

BY PERIODS	1	2	3	4	OTPTS
Oilers	65	81	55	102	0 303
Opponents	37	75	58	78	0 248

SCORING	TD	RU	P	RT	PAT	FG	S	TP
Walker	0	0	0	26/26	8/16	0	50	
Haik	8	0	8	0	0	0	48	
Granger	7	7	0	0	0	0	42	
Campbell	6	6	0	0	0	0	36	
Reed	5	0	5	0	0	0	30	
Beirne	4	0	4	0	0	0	24	
Wittenborn	0	0	0	11/11	4/13	0	23	
Beathard	2	2	0	0	0	0	12	
Farr	2	0	2	0	0	0	12	
Houston	2	0	2	0	0	0	12	
Carwell	1	0	1	0	0	0	6	
Davis	1	1	0	0	0	0	6	
Underwood	0	0	0	0	0	1	2	
Oilers	38	16	17	5	37/37	12/29	1 303	
Opponents	26	9	13	4	25/25	21/30	1 248	

2-point conversions: Oilers 0-1, Opponents 1-1

PASSING	ATT	CMP	PCT	YARDS	YDS/ATT	TD	INT	LG	SK/YDS	RATING
Beathard	223	105	47.1	1559	6.99	7	16	661	14/150	51.0
Trull	105	53	50.5	864	8.23	10	3	60	9/94	98.3
Davis	86	33	38.4	441	5.13	0	6	55	8/72	26.4
Oilers	414	191	46.1	2864	6.92	17	25	661	29/316	57.9
Opponents	359	158	44.0	2003	5.58	13	20	801	33/332	50.9

RUSHING	NO	YDS	AVG	LG	TD
Granger	202	848	4.2	471	7
Campbell	115	436	3.8	37	6
Blanks	63	169	2.7	10	0
Hopkins	31	104	3.4	18	0
Davis	15	91	6.1	20	1
Beathard	18	79	4.4	20	2
Trull	14	47	3.4	15	0
Norton	1	20	20.0	20	0
Haik	2	7	3.5	5	0
Beirne	1	3	3.0	3	0
Oilers	462	1804	3.9	471	16
Opponents	462	1704	3.7	38	9

RECEIVING	NO	YDS	AVG	LG	TD
Reed	46	747	16.2	60	5
Haik	32	584	18.3	59t	8
Beirne	31	474	15.3	66t	4
Granger	26	361	13.9	55	0
Campbell	21	234	11.1	39	0
Blanks	13	184	14.2	61	0
Frazier	9	123	13.7	19	0
Taylor	6	90	15.0	35	0
Hopkins	4	40	10.0	26	0
Burrell	2	35	17.5	33	0
Wittenborn	1	-8	-8.0	-8	0
Oilers	191	2864	15.0	66t	17
Opponents	158	2003	12.7	80t	13

INTERCEPTIONS	NO	YDS	AVG	LG	TD
Houston	5	160	32.0	66t	2
Carwell	4	81	20.3	41	1
Farr	3	104	34.7	52t	2
Hicks	3	42	14.0	28	0
Norton	2	0	0.0	0	0
Webster	1	9	9.0	9	0
Boyette	1	0	0.0	0	0
Underwood	1	0	0.0	0	0
Oilers	20	396	19.8	66t	5
Opponents	25	326	13.0	36	2

PUNTING	NO	YDS	AVG	NET	TB	IN	LG	B
Norton	73	3008	41.2	34.1	7	0	64	2
Oilers	73	3008	41.2	34.1	7	0	64	2
Opponents	88	3882	44.1	37.9	5	0	70	0

PUNT RETURNS	NO	FC	YDS	AVG	LG	TD
Carwell	27	2	227	8.4	32	0
Blanks	22	6	179	8.1	39	0
Burrell	2	2	26	13.0	15	0
Moore	1	0	11	11.0	11	0
Oilers	52	10	443	8.5	39	0
Opponents	40	7	379	9.5	67t	1

KICKOFF RETURNS	NO	YDS	AVG	LG	TD
Moore	32	787	24.6	45	0
Carwell	15	335	22.3	38	0
Burrell	2	70	35.0	40	0
Robertson	2	9	4.5	9	0
Hopkins	1	21	21.0	21	0
Houston	1	13	13.0	13	0
Oilers	53	1235	23.3	45	0
Opponents	58	1302	22.4	95	0

FIELD GOALS	1-19	20-29	30-39	40-49	50+
Walker	3/3	2/3	2/3	1/6	0/1
Wittenborn	1/2	1/2	1/3	1/4	0/2
Oilers	4/5	3/5	3/6	2/10	0/3
Opponents	4/5	8/10	7/8	2/6	0/1

Walker: () () () () () (21N) (44B,42N, 39G,22G,19G) (27G,41G) () (18G) (45N, 36G) (37N,47N) (54N,42N,16G)
 Wittenborn: (47N) (52N,32N,34G) (36N) (40N) (53N,22N) (13B,40B,44G,15G,25G) () () () () () ()
 Opponents: (27G,33G,26G,32G) (22G) (35G,23G,48G) () (34G) (29N,31G) (49N) (12G) (45N) (16N, 42N,28G) (20N,14G,32G, 28G,21G) (34N,12G) (50N,17G) (40N,28G, 36G) (22G)

SACKS
 Oilers 33.0, Opponents 29.0

TACKLES (Solo, Assists, Total)
 records not available

USUAL STARTING LINEUP

OFFENSE

WR Jim Beirne (81)
 LT Walt Suggs (76)
 LG Tom Regner (60)
 C Bobby Maples (50)
 RG Sonny Bishop (66)
 RT Glen Ray Hines (78)
 TE Alvin Reed (89)
 WR Mac Haik (86)
 QB Pete Beathard (11)
 Don Trull (10)
 RB Sid Blanks (42)
 Woody Campbell (35)
 FB Hoyle Granger (32)

DEFENSE

LE Pat Holmes (79)
 LT Willie Parker (17)
 RT George Rice (72)
 RE Elvin Bethea (65)
 LLB George Webster (90)
 MLB Garland Boyette (52)
 RLB Olen Underwood (56)
 LCB Miller Farr (20)
 RCB Larry Carwell (41)
 SS Ken Houston (29)
 FS W.K. Hicks (33)

SPECIALISTS

K Wayne Walker (15)
 John Wittenborn (67)
 P Jim Norton (43)

AFL ALL-STAR GAME
 ALL-AFL

GM: Don Klosterman; Head Coach: Wally Lemm
 Asst. Coaches: Joe Childress (off. backs), Hugh Devore (general coaching), FA. Dry (OL), Bud McFadin (DL), Fran Polsfoot (WR), Walt Schlinkman (DB)

Head Coach: Wally Lemm

Postseason: 0-1

Standings: 1st AFL Eastern

DATE	OPPONENT	SCORE	WL	ATT
Sep. 9	KANSAS CITY	20-25	L	28,003
Sep. 17	at Buffalo	20-3	W	41,384
Sep. 24	at San Diego	3-13	L	36,032
Oct. 1	DENVER	10-6	W	21,798
Oct. 15	at New York	28-28	T	62,729
Oct. 22	at Kansas City	24-19	W	46,365
Oct. 29	BUFFALO	10-3	W	30,060
Nov. 5	at Boston	7-18	L	19,422
Nov. 12	at Denver	20-18	W	30,392
Nov. 26	BOSTON	27-6	W	28,044
Dec. 3	MIAMI	17-14	W	20,979
Dec. 10	OAKLAND	7-19	L	36,375
Dec. 16	SAN DIEGO	24-17	W	19,870
Dec. 23	at Miami	41-10	W	25,982
Dec. 31	at Oakland	7-40	L	53,330

	OPPONENTS	OPP
TOTAL FIRST DOWNS	207	233
Rushing	111	86
Passing	86	126
Penalty	10	21
3rd Down: Made/Att	--	--
3rd Down Pct.	--	--
4th Down: Made/Att	--	--
4th Down Pct.	--	--
POSSESSION AVG.	34.17	25.43
TOTAL NET YARDS	3503	4055
Avg. Per Game	250.2	289.6
Total Plays	828	910
Avg. Per Play	4.2	4.5
NET YARDS RUSHING	2122	1637
Avg. Per Game	151.6	116.9
Total Rushes	476	424
NET YARDS PASSING	1381	2418
Avg. Per Game	98.6	172.7
Sacked/Yards Lost	20/151	25/201
Gross Yards	1532	2619
Att./Comp.	332/145	461/228
Completion Pct.	43.1	49.5
Had Intercepted	20	26
PUNTS/AVERAGE	71/42.6	63/41.0
NET PUNTING AVG.	71/35.5	63/35.0
PENALTIES/YARDS	61/698	59/614
FUMBLES/BALL LOST	17/7	29/13
TOUCHDOWNS	31	18
Rushing	12	7
Passing	11	10
Returns	8	1

BY PERIODS	1	2	3	4	OTPTS
Oilers	40	89	65	64	0 258
Opponents	28	56	42	73	0 199

SCORING	TD	RU	PAT	PAT	FG	S	TP
Wittenborn	0	0	1	8	30/30	14/28	0 72
Granger	9	6	3	0	0	0	54
Campbell	6	4	2	0	0	0	36
Farr	3	0	0	3	0	0	18
Houston	3	0	0	3	0	0	18
Blanks	2	1	1	0	0	0	12
Bass	1	0	1	0	0	0	6
Beathard LG	1	1	0	0	0	0	6
Beathard TM	1	1	0	0	0	0	6
Frazier	1	1	0	0	0	0	6
Ledbetter TM	1	0	1	0	0	0	6
Moore	1	0	1	0	0	0	6
Norton	1	0	1	0	0	0	6
Reed	1	0	1	0	0	0	6
Taylor	1	0	1	0	0	0	6
Oilers	31	12	11	8	30/30	14/28	0 258
Opponents	18	7	10	1	14/14	23/42	1 199

PASSING	ATT	CMP	PCT	YARDS	YDS/ATT	TD	INT	LG	SK/YDS	RATING
Beathard LG	231	94	40.7	1114	4.82	9	14	43t	15/125	43.8
Beathard TM	229	94	41.0	1114	4.86	9	14	43t	14/111	44.2
Lee TM	72	36	50.0	309	4.29	2	4	53	2/12	47.7
Davis	19	9	47.4	71	3.74	0	2	17	2/10	17.5
Trull TM	11	4	36.4	38	3.45	0	0	16	2/18	46.8
Campbell	1	0	0.0	0	0.00	0	0	0	0/0	39.6
Oilers	332	143	43.1	1532	4.61	11	20	53	20/151	43.1
Opponents	461	228	49.5	2619	5.68	10	26	44t	25/201	50.7

2-point conversions: Oilers 0-1,
Opponents 3-4

RUSHING	NO	YDS	AVG	LG	TD
Granger	236	1194	5.1	67	6
Campbell	110	511	4.6	42	4
Blanks	66	206	3.1	16	1
Beathard LG	32	133	4.2	23	1
Beathard TM	32	133	4.2	23	1
Hopkins	13	42	3.2	19	0
Davis	5	23	4.6	10	0
Elkins	2	19	9.5	14	0
Lee TM	5	0	0.0	7	0
Burrell	3	-3	-1.0	2	0
Trull TM	3	-5	-1.7	7	0
Norton	1	-7	-7.0	-7	0
Oilers	476	2122	4.5	67	12
Opponents	424	1637	3.9	35	7

RECEIVING	NO	YDS	AVG	LG	TD
Granger	31	300	9.7	43t	3
Frazier	23	253	11.0	53	1
Taylor	18	233	12.9	23	1
Campbell	17	136	8.0	32	2
Burrell	12	193	16.1	39	0
Reed	11	144	13.1	20	1
Blanks	11	93	8.5	39t	1
Bass	5	42	8.4	15	1
Poole	4	55	13.8	18	0
Ledbetter TM	4	43	10.8	16	1
Elkins	3	32	10.7	16	0
Hopkins	3	9	3.0	7	0
Lee TM	1	-1	-1.0	-1	0
Oilers	143	1532	10.7	53	11
Opponents	228	2619	11.5	44t	10

INTERCEPTIONS	NO	YDS	AVG	LG	TD
Farr	10	264	26.4	67	3
Norton	6	73	12.2	26	1
Houston	4	151	37.8	78	2
Hicks	3	122	40.7	62	0
Webster	1	23	23.0	23	0
Underwood	1	8	8.0	8	0
Jancik	1	4	4.0	4	0
Carwell	0	31	--	30	0
Oilers	26	676	26.0	78	6
Opponents	20	156	7.8	32t	1

PUNTING	NO	YDS	AVG	NET	TB	IN	LG	B
Norton	71	3025	42.6	35.5	6	0	58	1
Oilers	71	3025	42.6	35.5	6	0	58	1
Opponents	63	2583	41.0	35.0	6	0	71	1

PUNT RETURNS	NO	FC	YDS	AVG	LG	TD
Carwell	9	4	154	17.1	54	0
Jancik	6	2	19	3.2	19	0
Moore	5	1	82	16.4	46	0
Blanks	0	2	0	--	0	0
Burrell	0	5	0	--	0	0
Oilers	20	14	255	12.8	54	0
Opponents	41	12	383	9.3	52	0

KICKOFF RETURNS	NO	YDS	AVG	LG	TD
Jancik	16	349	21.8	49	0
Moore	14	405	28.9	92t	1
Carwell	8	164	20.5	27	0
Houston	2	40	20.0	24	0
Campbell	1	19	19.0	19	0
Farr	1	17	17.0	17	0
Hopkins	1	26	26.0	26	0
Reed	1	0	0.0	0	0
Oilers	44	1020	23.2	92t	1
Opponents	51	950	18.6	37	0

FIELD GOALS	1-19	20-29	30-39	40-49	50+
Wittenborn	2/2	5/5	3/6	4/11	0/4

Oilers	2/2	5/5	3/6	4/11	0/4
Opponents	7/8	1/5	5/9	9/15	1/5

Wittenborn: () (22G, 42G) (31G, 52N) (31N, 46N, 16G) (42N, 52N) (45G) (25G) () (41G, 15G, 51N, 44B, 57N) (47G, 44N, 23G) (32N, 41N, 20G) (46N) (31G) (29G, 38N, 48N, 38G)
Opponents: (54G, 25B) (47G, 40N) (14G, 42G, 38N) (46N, 41B, 41N, 38G, 31G) (10G, 27G, 34B, 44N) (40G, 13G, 39B) (47G, 22N) (40G, 12G, 18G, 13B, 50N) (36N, 29N, 43G) (40G, 30G, 50N, 51N) (51N, 24N) (12G, 46N, 32G, 31G, 45G) (18G) (48G)

SACKS	Oilers	25.0	Opponents	20.0
-------	--------	------	-----------	------

TACKLES (Solo, Assists, Total)	records not available
--------------------------------	-----------------------

USUAL STARTING LINEUP

- OFFENSE**
 WR Charles Frazier (28)
 LT Walt Suggs (76)
 LG Bob Talamini (61)
 C Bobby Maples (50)
 RG Sonny Bishop (66)
 RT Glen Ray Hines (78)
 TE Alvin Reed (89)
 WR Ode Burrell (25)
 QB Pete Beathard (11)
 RB Woody Campbell (35)
 FB Hoyle Granger (32)
- DEFENSE**
 LE Pat Holmes (79)
 LT Willie Parker (74)
 RT George Rice (72)
 RE Don Floyd (75)
 LLB George Webster (90)
 MLB Garland Boyette (52)
 RLB Otlen Underwood (56)
 CLB Miller Farr (20)
 RCB W.K. Hicks (33)
 SS Ken Houston (29)
 FS Jim Norton (43)

- SPECIALISTS**
 K John Wittenborn (67)
 P Jim Norton (43)

AFL ALL-STAR GAME
 ALL-AFL

GM: Don Klosterman; Head Coach: Wally Lemm

Asst. Coaches: Joe Childress (off. backs), Hugh Devore (WR), F.A. Dry (OL), Bud McFadin (DL), Wayne Robinson (LB), Walt Schlinkman (DB)

Front Office

Coaching Staff

Players

Rookies

2009 Season

Records

HISTORY

Playoff History

Sidelines

1966 SEASON [3-11]

Front Office

Coaching Staff

Players

Rookies

2008 Season

Records

HISTORY

Playoff History

Sidelines

Head Coach: Wally Lemm

Postseason: 0-0

Standings: 4th AFL Eastern

DATE	OPPONENT	SCORE	W/L	ATT
Sep.3	DENVER	45-7	W	30,156
Sep.10	OAKLAND	31-0	W	31,763
Sep.18	at New York	13-52	L	54,681
Sep.25	at Buffalo	20-27	L	42,526
Oct. 2	at Denver	38-40	L	27,203
Oct.16	NEW YORK	24-0	W	30,823
Oct. 23	MIAMI	13-20	L	23,173
Oct. 30	at Kansas City	23-48	L	31,676
Nov. 6	at Oakland	23-38	L	34,102
Nov. 13	at Boston	21-27	L	23,426
Nov. 20	BUFFALO	20-42	L	27,312
Dec. 4	SAN DIEGO	22-28	L	17,569
Dec.11	BOSTON	14-38	L	17,100
Dec. 18	at Miami	28-29	L	20,045

	OILERS	OPP
TOTAL FIRST DOWNS	246	244
Rushing	76	88
Passing	144	131
Penalty	26	25
3rd Down: Made/Att	--	--
3rd Down Pct.	--	--
4th Down: Made/Att	--	--
4th Down Pct.	--	--
POSSESSION AVG.	--	--
TOTAL NET YARDS	4412	4995
Avg. Per Game	315.1	356.8
Total Plays	926	881
Avg. Per Play	4.8	5.7
NET YARDS RUSHING	1515	1833
Avg. Per Game	108.2	130.9
Total Rushes	413	422
NET YARDS PASSING	2897	3162
Avg. Per Game	206.9	225.9
Sacked/Yards Lost	28/271	21/228
Gross Yards	3168	3390
Att./Comp.	485/226	438/209
Completion Pct.	46.6	47.7
Had Intercepted	28	18
PUNTS/AVERAGE	69/42.1	68/40.0
NET PUNTING AVG.	69/37.4	68/35.3
PENALTIES/YARDS	71/682	69/725
FUMBLE/BALL LOST	19/12	25/13
TOUCHDOWNS	41	50
Rushing	11	10
Passing	29	35
Returns	1	5

BY PERIODS	1	2	3	4	OTPTS
Oilers	51	107	56	121	0 335
Opponents	54	156	93	93	0 396

SCORING	TDR	PA	RT	PAT	FG	S	TP
Blanda	0	0	0	0	39/40	16/30	0 87
Frazier	12	0	12	0	0	0	72
Trull	7	7	0	0	0	0	42
Burrell	5	0	5	0	0	0	30
Elkins	3	0	3	0	0	0	18
Hennigan	3	0	3	0	0	0	18
Johnson	3	0	3	0	0	0	18
McLeod	3	0	3	0	0	0	18
Blanks	2	0	2	0	0	0	12
Granger	2	1	1	0	0	0	12
Cline TM	1	0	0	1	0	0	6

Oilers	41	11	29	1	39/40	16/30	1335
Opponents	50	10	35	5	49/49	15/30	0 396

2-point conversion: Oilers 0-0, Opponents 1-1

PASSING	ATT	COMP	PCT	YARDS	YDS/ATT	TD	INT	LG	SK/YDS	RATING
Blanda	271	122	45.0	1764	6.51	17	21	79t	--	55.3
Trull	172	84	48.8	1200	6.98	10	5	62	--	79.1
Humphrey	32	15	46.9	168	5.25	2	1	32t	--	70.8
Lee	8	4	50.0	27	3.38	0	1	10	--	18.2
Burrell	1	1	100.0	9	9.00	0	0	9	--	104.2
Tolar	1	0	0.0	0	0.00	0	0	0	--	39.6
Oilers	485	226	46.6	3168	6.53	29	28	79t	28/271	64.0
Opponents	438	209	47.7	3390	7.74	35	18	80t	21/228	83.6

RUSHING	NO	YDS	AVG	LG	TD
Burrell	122	406	3.3	45	0
Granger	56	388	6.9	69t	1
Blanks	71	235	3.3	30	0
Johnson	70	226	3.2	28t	3
Trull	38	139	3.7	23t	7
Tolar	46	105	2.3	17	0
Stone	6	18	3.0	12	0
Blanda	3	1	0.3	1	0
Lee	1	-3	-3.0	-3	0
Oilers	413	1515	3.7	69t	11
Opponents	422	1833	4.3	77t	10

RECEIVING	NO	YDS	AVG	LG	TD
Frazier	57	1129	19.8	79t	12
Burrell	33	400	12.1	34	5
Hennigan	27	313	11.6	26	3
McLeod	23	339	14.7	41	3
Elkins	21	283	13.5	62	3
Blanks	19	234	12.3	42	2
Tolar	13	68	5.2	14	0
Poole	12	131	10.9	19	0
Granger	12	104	8.7	27t	1
Johnson	8	150	18.8	53	0
Stone	1	17	17.0	17	0
Oilers	226	3168	14.0	79t	29
Opponents	209	3390	16.2	80t	35

INTERCEPTIONS	NO	YDS	AVG	LG	TD
Norton	4	125	31.3	56	0
Glick	4	57	14.3	41	0
Hicks	3	12	4.0	12	0
Jancik	2	36	18.0	35	0
Parrish	2	0	0.0	0	0
Cline TM	1	23	23.0	23	0
Caveness	1	6	6.0	6	0
Baker	1	0	0.0	0	0
Oilers	18	259	14.4	56	0
Opponents	28	448	16.0	66t	3

PUNTING	NO	YDS	AVG	NET	TB	IN	LG	B
Norton	69	2908	42.1	37.4	3	0	65	0
Oilers	69	2908	42.1	37.4	3	0	65	0
Opponents	68	2720	40.0	35.3	8	0	65	0

PUNT RETURNS	NO	FC	YDS	AVG	LG	TD
Jancik	10	6	62	6.2	28	0
Burrell	8	7	78	9.8	29	0
Trammel	5	3	19	3.8	8	0
Oilers	23	16	159	6.9	29	0
Opponents	37	10	269	7.3	42	0

KICKOFF RETURNS	NO	YDS	AVG	LG	TD
Jancik	34	875	25.7	53	0
Blanks	21	487	23.2	37	0
Boyette	3	42	14.0	18	0
Trammel	3	63	21.0	26	0
Hayes	2	31	15.5	16	0
Burrell	1	16	16.0	16	0
Oilers	64	1514	23.7	53	0
Opponents	60	1385	23.1	100t	2

FIELD GOALS	1-19	20-29	30-39	40-49	50+
Blanda	3/4	0/1	3/7	8/12	2/6
Oilers	3/4	0/1	3/7	8/12	2/6
Opponents	1/1	3/6	4/6	7/13	0/4

Blanda: (12N,45N,38G,39G,38N) (49N, 47G) (48G,50G) (55N,47G,35G) (49G) (8G) (44N,16G,43G) (48G,50N) (44G) (34N,48N) (49G,35G) (50N,35N,51G,23B,9G) (J) (53N) **Opponents:** (J) (41N,48G) (32G) (50N, 47G,32G) (35G,31G,25N,46G,52N,46G) (27N,49N) (49N,43G,42G) (29G,47G) (48N,24G) (28G,44G,29N) (47B,50N) (33N) (13G,35N) (50N)

SACKS
Oilers 21.0, Opponents 28.0

TACKLES (Solo, Assists, Total)
records not available

USUAL STARTING LINEUP

OFFENSE

WR Charles Frazier (28)
LT Walt Suggs (76)
LG Bob Talamini (61)
C Bobby Bishop (50)
RG Sonny Bishop (66)
RT Glen Ray Hines (78)
TE Bob McLeod (81)
WR Charles Hennigan (87)
QB George Blanda (16)
RB Ode Burrell (25)
FB Sid Blanks (42)
FB Charles Tolar (44)

DEFENSE

LE Gary Cutsinger (80)
LT Pat Holmes (79)
RT Ernie Ladd (99)
RE Don Floyd (75)
LLB Johnny Baker (84)
MLB Doug Cline (31)
RLB Ron Caveness (51)
MLB John Meyer (54)
LCB Theo Viltz (34)
RCB W.K. Hicks (33)
SS Fred Glick (27)
FS Jim Norton (43)

SPECIALISTS

K George Blanda (16)
P Jim Norton (43)

AFL ALL-STAR GAME

GM: Don Klosterman; Head Coach: Wally Lemm

Asst. Coaches: Joe Childress (off. backs), Hugh Devore (WR), F.A. Dry (OL), Bud McFadin (DL), Wayne Robinson (LB), Walt Schilnkman (DB)

Head Coach: Hugh "Bones" Taylor Postseason: 0-0 Standings: 4th AFL Eastern

DATE	OPPONENT	SCORE	WL	ATT
Sep.12	NEW YORK	27-21	W	52,680
Sep.19	BOSTON	31-10	W	32,445
Sep.26	at Oakland	17-21	L	18,166
Oct. 3	at San Diego	14-31	L	28,190
Oct. 17	at Denver	17-28	L	32,492
Oct. 24	KANSAS CITY	38-36	W	34,670
Oct.31	at Buffalo	19-17	W	44,267
Nov. 7	OAKLAND	21-33	L	35,729
Nov.14	DENVER	21-31	L	28,126
Nov.21	at New York	14-41	L	55,312
Nov. 28	at Kansas City	21-52	L	16,459
Dec. 5	BUFFALO	18-29	L	23,087
Dec.12	SAN DIEGO	26-37	L	24,120
Dec.18	at Boston	14-42	L	14,508

OILERS		OPP
TOTAL FIRST DOWNS	227	266
Rushing	63	128
Passing	140	110
Penalty	24	28
3rd Down: Made/Att	--	--
3rd Down Pct.	--	--
4th Down: Made/Att	--	--
4th Down Pct.	--	--
POSSESSION A/V.G.	30:00	--
TOTAL NET YARDS	3991	--
Avg. Per Game	285.1	--
Total Plays	904	--
Avg. Per Play	4.4	--
NET YARDS RUSHING	1178	--
Avg. Per Game	84.1	--
Total Rushes	323	--
NET YARDS PASSING	2813	--
Avg. Per Game	200.9	--
Sacked/Yards Lost	31/257	--
Gross Yards	3070	--
Att./Comp.	550/224	--
Completion Pct.	40.7	--
Had Intercepted	35	--
PUNTS/AVERAGE	85/43.7	--
NET PUNTING A.V.G.	85/37.8	--
PENALTIES/YARDS	76/841	--
FUMBLES/BALL LOST	22/11	--
TOUCHDOWNS	37	--
Rushing	10	--
Passing	25	--
Returns	2	--

BY PERIODS	1	2	3	4	OTPTS.
Oilers	51	57	77	113	0 298
Opponents	88	115	65	161	0 429

SCORING	TDR	PA	RT	PAT	FG	S	TP
Blanda	0	0	0	0	28/28	11/21	0 61
Wi. Frazier	8	0	8	0			0 48
Burrell	7	3	4	0			0 46
C. Frazier	6	0	6	0			0 36
Spikes	3	3	0	6/6	1/2	0	27
Hennigan	4	0	4	0			0 24
Compton	2	0	2	0			0 12
Jackson	2	2	0	0			0 12
Trull	2	2	0	0			0 12
N. Evans	1	0	0	1			0 6
McLeod	1	0	1	0			0 6
Onesti	1	0	0	1			0 6
Oilers	37	10	25	2	34/34	12/23	1 298
Opponents	50	17	27	6	--	--	1 429

2-point conversions: Burrell 2, Oilers 2-3, Opponents 0-0

PASSING	ATT	CMP	PCT	YARDS	YDS/ATT	TD	INT	LG	SK/YDS	RATING
Blanda	442	186	42.1	2542	5.75	20	30	95t	--	47.9
Trull	107	38	35.5	528	4.93	5	5	57t	--	48.3
Tolar	1	0	0.0	0	0.00	0	0	0	0	39.6
Oilers	550	224	40.7	3070	5.58	25	35	95t	31/257	47.9

RUSHING	NO	YDS	AVG	LG	TD
Burrell	130	528	4.1	63t	3
Tolar	73	230	3.2	18	0
Spikes	47	173	3.7	20	3
Trull	29	145	5.0	18	2
Jackson	37	85	2.3	7	2
Dalton Hoffman	1	11	11.0	11	0
C. Frazier	1	10	10.0	8	0
Compton	1	2	2.0	2	0
Blanda	4	-6	-1.5	0	0
Oilers	323	1178	3.6	63t	10

RECEIVING	NO	YDS	AVG	LG	TD
Burrell	55	650	11.8	52t	4
Hennigan	41	578	14.1	53	4
C. Frazier	38	717	18.9	64t	6
Wi. Frazier	37	521	14.1	57t	8
Tolar	25	138	5.5	21	0
McLeod	15	226	15.1	49	1
Spikes	8	57	7.1	17	0
Compton	3	140	46.7	95t	2
Jackson	1	31	31.0	31	0
Weir	1	12	12.0	12	0
Oilers	224	3070	13.7	95t	25

INTERCEPTIONS	NO	YDS	AVG	LG	TD
Hicks	9	156	17.3	31	0
Norton	7	52	7.4	18	0
Jancik	4	90	22.5	36	0
Banfield	3	28	9.3	28	0
Glick	2	18	9.0	18	0
Cutsinger	1	72	72.0	72	0
Maples	1	0	0.0	0	0
Oilers	27	416	15.4	72	0

PUNTING	NO	YDS	AVG	NET TB	IN	LG	B
Norton	85	3711	43.7	43.7	0	0	65 1
Oilers	85	3711	43.7	43.7	0	0	65 1

PUNT RETURNS	NO	FC	YDS	AVG	LG	TD
Jancik	12	0	85	7.1	25	0
Glick	7	0	44	6.3	13	0
Jaquess	4	0	17	4.3	11	0
Burrell	3	0	39	13.0	33	0
Hicks	1	0	4	4.0	4	0
Weir	1	0	0	0.0	0	0
Oilers	28	0	189	6.8	33	0

KICKOFF RETURNS	NO	YDS	AVG	LG	TD
Jancik	18	430	23.9	43	0
Jaquess	13	280	21.5	69	0
Weir	10	215	21.5	33	0
Burrell	8	202	25.3	38	0
Hicks	7	181	25.9	40	0
Compton	4	68	17.0	30	0
Glick	4	84	21.0	24	0
Kinderman	4	72	18.0	29	0
Spikes	4	41	10.3	15	0
Jackson	2	39	19.5	25	0
Cheeks	1	19	19.0	19	0
Maples	1	15	15.0	15	0
Williams	1	23	23.0	23	0
Oilers	77	1699	21.7	69	0

FIELD GOALS	1-19	20-29	30-39	40-49	50+
Oilers	5-6	1-1	4-7	3-7	0-2

Blanda: (39G,8G) (36N,36B,45G) (44B, 10G) () (37G) (40N) (31G,30G,13G,8G) () ((23N) (46N,48N) (31B,41G,52N) (51N, 40G) ()
 Spikes: () () () () (15G) (16N) () () () () () ()

SACKS
Oilers 22.0 Opponents 31.0

TACKLES (Solo, Assists, Total)
 records not available

USUAL STARTING LINEUP	
OFFENSE	
WR	Charles Frazier (28)
LT	Walt Suggs (76)
LG	Bob Talamini (61)
C	John Frongillo (55)
	Wayne Frazier (56)
RG	Sonny Bishop (66)
RT	Norm Evans (73)
TE	Willie Frazier (83)
WR	Charles Hennigan (87)
QB	George Blanda (16)
RB	Ode Burrell (25)
FB	Charles Tolar (44)
DEFENSE	
LE	Gary Cutsinger (80)
LT	Bud McFadin (64)
	Scott Appleton (80)
RT	Ed Husmann (87)
RE	Don Floyd (75)
LLB	Johnny Baker (84)
	Bobby Maples (50)
MLB	Doug Cline (31)
RLB	Danny Brabham (85)
LCB	Tony Banfield (40)
RCB	W.K. Hicks (33)
SS	Jim Norton (43)
FS	Fred Glick (27)
	Bobby Jancik (23)
SPECIALISTS	
K	George Blanda (16)
P	Jim Norton (43)
AFL ALL-STAR GAME	
ALL AFL	

GM: Carroll Martin; Head Coach: Hugh "Bones" Taylor
 Asst. Coaches: Sammy Baugh (off. backs), Lou Rymkus (OL), Walt Schlinkman (defense), Joe Spencer (DL)

Front Office
 Coaching Staff
 Players
 Rookies
 2008 Season
 Records
 HISTORY
 Playoff History
 Sidelines

1964 SEASON (4-10)

Head Coach: Sammy Baugh

Postseason: 0-0

Standings: 4th AFL Eastern

DATE	OPPONENT	SCORE	WL	ATT
Sep.12	at San Diego	21-27	L	22,632
Sep.19	OAKLAND	42-28	W	26,482
Sep.27	at Denver	38-17	W	22,651
Oct. 4	at Kansas City	7-28	L	22,727
Oct.11	BUFFALO	17-48	L	26,218
Oct.17	at New York	21-24	L	32,840
Oct.25	SAN DIEGO	17-20	L	21,671
Nov. 1	at Buffalo	10-24	L	40,119
Nov. 6	at Boston	24-25	L	28,161
Nov.15	at Oakland	10-20	L	16,375
Nov.22	KANSAS CITY	19-28	L	17,782
Nov.29	BOSTON	17-34	L	17,560
Dec.13	NEW YORK	33-17	W	16,225
Dec.20	DENVER	34-15	W	15,839

	OILERS	OPP
TOTAL FIRST DOWNS	284	274
Rushing	80	102
Passing	186	155
Penalty	18	17
3rd Down: Made/Att	--	--
3rd Down Pct.	--	--
4th Down: Made/Att	--	--
4th Down Pct.	--	--
POSSESSION AVG.	--	--
TOTAL NET YARDS	4874	--
Avg. Per Game	348.1	--
Total Plays	942	--
Avg. Per Play	5.2	--
NET YARDS RUSHING	1347	--
Avg. Per Game	96.2	--
Total Rushes	327	--
NET YARDS PASSING	3527	--
Avg. Per Game	251.9	--
Sacked/Yards Lost	23/207	--
Gross Yards	3734	--
Att./Comp.	592/299	--
Completion Pct.	50.5	--
Had Intercepted	29	--
PUNTS/AVERAGE	55/41.2	--
NET PUNTING AVG.	55/35.9	--
PENALTIES/YARDS	70/883	--
FUMBLES/BALL LOST	24/15	--
TOUCHDOWNS	39	--
Rushing	14	--
Passing	19	--
Returns	6	--

BY PERIODS	1	2	3	4	OTPTS
Oilers	96	80	73	61	0 310
Opponents	73	130	62	90	0 355

SCORING	TD	RU	P	PAT	FG	S	TP
Blanda	0	0	0	0	37/38	13/29	0 76
Hennigan	8	0	0	0	0	0	48
Blanks	7	6	1	0	0	0	42
Dewveall	4	0	4	0	0	0	24
Tolar	4	0	4	0	0	0	24
Jackson TM	3	3	0	0	0	0	18
W. Frazier	2	0	2	0	0	0	12
McLeod	2	0	2	0	0	0	12
Baker	1	0	0	1	0	0	6
Burrell	1	0	0	1	0	0	6
Craig	1	0	1	0	0	0	6
Floyd	1	0	0	1	0	0	6
C. Frazier	1	0	1	0	0	0	6
Dalton Hoffman	1	0	0	1	0	0	6
Jancik	1	0	0	1	0	0	6
Jaquess	1	0	0	1	0	0	6
Nelson	1	0	0	1	0	0	6
Oilers	39	14	19	6	37/38	13/29	0 310
Opponents	45	18	24	3	--	--	0 355

2-point conversions: Oilers 0-1
Opponents 0-0

PASSING	ATT	CMP	PCT	YARDS	YDS/ATT	TD	INT	LG	SK/YDS	RATING
Blanda	505	262	51.9	3287	6.51	17	27	80t	--	61.4
Trull	86	36	41.9	439	5.10	1	2	36	--	52.4
Blanks	1	1	1.00	8	8.00	1	0	8t	--	139.6
Oilers	592	299	50.5	3734	6.31	19	29	80t	23/207	60.7

RUSHING	NO	YDS	AVG	LG	TD
Blanks	145	756	5.2	91t	6
Tolar	139	515	3.7	40t	4
Trull	12	42	3.5	15	0
Smith	8	16	2.0	8	0
Jackson TM	8	11	1.4	5	3
Burrell	8	10	1.3	5	0
Dalton Hoffman	2	3	1.5	2	1
Blanda	4	-2	-0.5	6	0
C. Frazier	1	-4	-4.0	-4	0
Oilers	327	1347	4.1	91t	14

RECEIVING	NO	YDS	AVG	LG	TD
Hennigan	101	1546	15.3	53t	8
Blanks	56	497	8.9	45	1
Dewveall	38	552	15.5	60t	4
Tolar	35	244	7.0	52	0
C. Frazier	29	404	13.9	46	1
W. Frazier	11	227	20.6	80t	2
McLeod	8	81	10.1	20	2
Smith	7	38	5.4	15	0
Burrell	5	73	14.6	36	0
Craig	4	46	11.5	25	1
Baker	2	18	9.0	10	0
Jancik	1	14	14.0	14	0
Dalton Hoffman	1	1	1.0	1	0
Bishop	1	0	0.0	0	0
Blanda	0	-7	--	-7	0
Oilers	299	3734	12.5	80t	19

INTERCEPTIONS	NO	YDS	AVG	LG	TD
Jaquess	8	141	17.6	98t	1
Hicks	5	89	17.8	62	0
Glick	5	54	10.8	27	0
Jancik	3	16	5.3	16	0
Norton	2	31	15.5	31	0
Odom	2	22	11.0	22	0
Appleton	2	11	5.5	11	0
Nelson	1	45	45.0	45t	1
Baker	1	17	17.0	17	1
Rieves	1	3	3.0	3	0
Floyd	0	8	--	8	0
Oilers	30	437	14.6	98t	3

PUNTING	NO	YDS	AVG	NET	TB	IN	LG	B
Norton	55	2267	41.2	41.2	0	0	79	2
Oilers	55	2267	41.2	35.9	0	0	79	2

PUNT RETURNS	NO	FC	YDS	AVG	LG	TD
Jancik	12	0	220	18.3	82t	1
Glick	6	0	32	5.3	12	0
Burrell	1	0	0.0	0	0	0
Oilers	19	0	252	13.3	82t	1

KICKOFF RETURNS	NO	YDS	AVG	LG	TD
Jancik	21	488	23.2	42	0
Burrell	17	449	26.4	93t	1
Nelson	13	304	23.4	47	0
Blanks	9	207	23.0	32	0
Dalton Hoffman	2	52	26.0	30	0
Jackson TM	2	32	16.0	18	0
W. Frazier	1	0	0.0	0	0
Glick	1	27	27.0	27	0
Oilers	66	1559	23.6	93t	1

FIELD GOALS	1-19	20-29	30-39	40-49	50+
Oilers	3/4	3/7	3/4	4/12	0/2

Blanda: (45B) () (43G) () (16N,47G) () (26N,27N,36G) (49N,50N,37N,49G) (46N, 23N, 10G) (49N,21N,40B,11G) (21G,31G) (49N,41N,49G) (49N,20G,31G) (51N,26G, 18G)

SACKS
Oilers 25.0 Opponents 23.0

TACKLES (Solo, Assists, Total)
records not available

USUAL STARTING LINEUP

OFFENSE

WR Charles Frazier (28)
LT Walt Suggs (76)
LG **Bob Talami (61)**
C Tom Goode (68)
RG John Wittenborn (67)
RT Sonny Bishop (66)
TE Willard Dewveall (88)
WR Charles Hennigan (87)
QB George Blanda (16)
RB Sid Blanks (42)
FB Charles Tolar (44)

DEFENSE

LE Scott Appleton (70)
LT Bud McFadin (64)
RT Ed Husmann (82)
Scott Appleton (70)
RE Don Floyd (75)
LLB Danny Brabham (85)
MLB Doug Cline (31)
Larry Onesti (45)
RLB Johnny Baker (84)
LCB Pete Jaquess (47)
RCB Bobby Jancik (23)
SS W.K. Hicks (23)
FS **Fred Glick (27)**

SPECIALISTS

K George Blanda (16)
P Jim Norton (43)

AFL ALL-STAR GAME

ALL-AFL

GM: Carroll Martin; Head Coach: Sammy Baugh

Asst. Coaches: W.F. "Red" Conkright (ends), Joe Spencer (DL), John Steber (OL), Hugh "Bones" Taylor (DB)

Head Coach: Frank "Pop" Ivy

Postseason: 0-0

Standings: 3rd AFL Eastern

DATE	OPPONENT	SCORE	WL	ATT
Sep. 7	OAKLAND	13-24	L	24,749
Sep.14	DENVER	20-14	W	22,855
Sep.22	at New York	17-24	L	9,336
Sep.28	at Buffalo	31-20	W	32,340
Oct. 6	at Kansas City	7-28	L	27,801
Oct.13	at Denver	33-24	W	24,087
Oct.20	BUFFALO	28-14	W	23,948
Oct. 27	KANSAS CITY	28-7	W	26,331
Nov. 1	at Boston	3-45	L	31,185
Nov.10	NEW YORK	31-27	W	23,615
Dec. 1	at San Diego	0-27	L	31,713
Dec. 8	BOSTON	28-46	L	23,462
Dec.15	SAN DIEGO	14-20	L	18,540
Dec.22	at Oakland	49-52	L	17,401

	OILERS	OPP
TOTAL FIRST DOWNS	254	256
Rushing	68	117
Passing	169	121
Penalty	17	18
3rd Down: Made/Att	--	--
3rd Down Pct.	--	--
4th Down: Made/Att	--	--
4th Down Pct.	--	--
POSSESSION AVG.	--	--
TOTAL NET YARDS	4432	--
Avg. Per Game	316.6	--
Total Plays	870	--
Avg. Per Play	5.1	--
NET YARDS RUSHING	1210	--
Avg. Per Game	86.4	--
Total Rushes	341	--
NET YARDS PASSING	3222	--
Avg. Per Game	230.1	--
Sacked/Yards Lost	28/256	--
Gross Yards	3478	--
Att./Comp.	501/261	--
Completion Pct.	52.1	--
Had Intercepted	33	--
PUNTS/AVERAGE	65/43.0	--
NET PUNTING AVG.	65/43.0	--
PENALTIES/YARDS	58/565	--
FUMBLES/BALL LOST	35/24	--
TOUCHDOWNS	39	--
Rushing	11	--
Passing	26	--
Returns	2	--

BY PERIODS	1	2	3	4	OT PTS
Oilers	72	102	72	56	0 302
Opponents	79	138	61	94	0 372

SCORING	TD	RU	PA	RT	PAT	FG	S	P
Blanda	0	0	0	0	39/39	9/24	0	66
Hennigan	10	0	10	0	0	0	0	60
Dewveall	7	0	7	0	0	0	0	42
McLeod	5	0	5	0	0	0	0	30
Smith	5	3	2	0	0	0	0	30
Tobin	5	4	1	0	0	0	0	30
Tolar	3	3	0	0	0	0	0	18
Dickinson LG1	1	0	0	0	0	0	0	6
Dickinson TM1	1	0	0	0	0	0	0	6
Frazier	1	0	1	0	0	0	0	6
Glick	1	0	0	1	0	0	0	6
Johnston	1	0	0	1	0	0	0	6
Oilers	39	11	26	2	39/39	9/24	1	302
Opponents	47	12	24	11	--	--	--	1 372

2-point conversions: Oilers 0-0
Opponents 0-0

PASSING	ATT	CMP	PCT	YARDS	YDS/ATT	TD	INT	LG	SK/YDS	RATING
Blanda	423	224	53.0	3003	7.10	24	25	80t	--	70.1
Lee	75	37	49.3	475	6.33	2	8	38	--	38.9
Smith	2	0	0.0	0	0.0	0	0	0	--	39.6
Cannon	1	0	0.0	0	0.0	0	0	0	--	39.6
Oilers	501	261	52.1	3478	6.94	26	33	80t	28/256	64.3

RUSHING	NO	YDS	AVG	LG	TD
Tolar	194	659	3.4	33	3
Tobin	75	271	3.6	32	4
Smith	50	202	4.0	16	3
Cannon	13	45	3.5	12	0
Dickinson LG	6	32	5.3	13	1
Dickinson TM	1	1	1.0	11	1
Norton	1	15	15.0	15	0
Lee	2	9	4.5	8	0
Babb	1	7	7.0	7	0
Blanda	4	1	0.3	7	0
Oilers	341	1210	3.5	33	11

RECEIVING	NO	YDS	AVG	LG	TD
Hennigan	61	1051	17.2	68	10
Dewveall	58	752	13.0	35	7
Tolar	41	275	6.7	33	0
McLeod	33	530	16.1	38	5
Smith	24	270	11.3	36	2
Frazier	16	279	17.4	80t	1
Tobin	13	173	13.3	33t	1
Dickinson LG	6	57	9.5	18	0
Dickinson TM	5	48	9.6	18	0
Kerbow	5	61	12.2	30	0
Cannon	5	39	7.8	12	0
Oilers	261	3478	13.3	80t	26

INTERCEPTIONS	NO	YDS	AVG	LG	TD
Glick	12	180	15.0	45	1
Barfield	7	21	3.0	14	0
Norton	6	86	14.3	37	0
Jancik	3	31	10.3	19	0
Cline	3	16	5.3	9	0
Babb	2	24	12.0	18	0
Johnston	1	90	90.0	90t	1
Dukes	1	4	4.0	4	0
Brahham	1	1	1.0	1	0
Oilers	36	453	12.6	90t	2

PUNTING	NO	YDS	AVG	NET TB	IN	LG	B
Norton	65	2792	43.0	43.0	0	0	68
Oilers	65	2792	43.0	43.0	0	0	68

PUNT RETURNS	NO	FC	YDS	AVG	LG	TD
Glick	19	0	171	9.0	22	0
Jancik	13	0	145	11.2	56	0
Oilers	32	0	316	9.9	56	0

KICKOFF RETURNS	NO	YDS	AVG	LG	TD
Jancik	45	1317	29.3	53	0
Glick	20	451	22.6	43	0
Cannon	2	39	19.5	20	0
Michael	1	3	3.0	3	0
Tobin	1	10	10.0	10	0
Tolar	1	4	4.0	4	0
Oilers	70	1824	26.1	53	0

FIELD GOALS	1-19	20-29	30-39	40-49	50+
Oilers	1/2	1/3	4/8	3/8	0/3

Blanda:(30G,46G,32N,42N)
(18G,48G,52N,51N,28N,52N) (44N,37G)
(28G) (37N) (38G,48B,12N) () (26N) (46G)
(47N,32G) (48B,37N) () (35N) ()
Opponents: records not available

TACKLES (Solo, Assists, Total)
records not available

USUAL STARTING LINEUP

- OFFENSE**
WR Willard Dewveall (88)
LT Walt Suggs (76)
LG Bob Talamini (61)
C Bob Schmidt (52)
RG Hogan Wharton (63)
RT Rich Michael (77)
TE Bob McLeod (81)
WR Charles Hennigan (87)
QB George Blanda (16)
RB Billy Cannon (20)
FB Charles Tolar (44)

- DEFENSE**
LE Gary Cutsinger (80)
LT Dudley Meredith (74)
RT Ed Husmann (82)
RE Don Floyd (75)
LLB Doug Cline (31)
MLB Gene Babb (33)
RLB Mike Dukes (30)
LCB Tony Banfield (40)
RCB Bobby Jancik (23)
SS Jim Norton (43)
FS Fred Glick (27)

- SPECIALISTS**
K George Blanda (16)
P Jim Norton (43)

AFL ALL-STAR GAME
ALL-AFL

GM/Head Coach: Frank "Pop" Ivy
Asst. Coaches: Neil Armstrong (defense), W.F. "Red" Conkright (ends), Walt Schlinkman (offense), Joe Spencer (line)

1962 SEASON [11-3]

Front Office

Coaching Staff

Players

Rookies

2008 Season

Records

HISTORY

Playoff History

Sidelines

Head Coach: Frank "Pop" Ivy

Postseason: 0-1

Standings: 1st AFL Eastern

DATE	OPPONENT	SCORE	WL	ATT
Sep.9	at Buffalo	28-23	W	31,236
Sep.16	at Boston	21-34	L	32,276
Sep.23	at San Diego	42-17	W	28,061
Oct. 7	BUFFALO	17-14	W	26,350
Oct.14	NEW YORK	56-17	W	20,650
Oct.21	at Denver	10-20	L	34,496
Oct.28	DALLAS	7-31	L	31,750
Nov.4	at Dallas	14-6	W	29,017
Nov.11	at Oakland	28-20	W	11,000
Nov.18	BOSTON	21-17	W	35,250
Nov.25	SAN DIEGO	33-27	W	28,235
Dec.2	DENVER	34-17	W	30,650
Dec.9	OAKLAND	32-17	W	27,400
Dec.15	at New York	44-10	W	8,167
Dec. 23	DALLAS	17-20*	L	37,981

*Overtime

	OILERS	OPP
TOTAL FIRST DOWNS	266	217
Rushing	95	75
Passing	157	126
Penalty	14	16
3rd Down: Made/Att	--	--
3rd Down Pct.	--	--
4th Down: Made/Att	--	--
4th Down Pct.	--	--
POSSESSION AVG.	--	--
TOTAL NET YARDS	4971	--
Avg. Per Game	355.1	--
Total Plays	943	--
Avg. Per Play	5.3	--
NET YARDS RUSHING	1742	--
Avg. Per Game	124.4	--
Total Rushes	457	--
NET YARDS PASSING	3229	--
Avg. Per Game	230.6	--
Sacked/Yards Lost	11/94	--
Gross Yards	3323	--
Att./Comp.	475/227	--
Completion Pct.	47.8	--
Had Intercepted	48	--
PUNTS/AVERAGE	56/41.0	--
NET PUNTING AVG.	56/41.0	--
PENALTIES/YARDS	63/633	--
FUMBLES/BALL LOST	17/9	--
TOUCHDOWNS	50	--
Rushing	15	--
Passing	32	--
Returns	3	--

BY PERIODS	1	2	3	4	OT PTS
Oilers	93	119	98	77	0 387
Opponents	79	87	47	57	0 270

SCORING	TD	RU	PA	RT	PAT	FG	S	TP
Blanda	0	0	0	0	48/49	11/26	0	81
Cannon	13	7	6	0	0	0	0	80
Hennigan	8	0	8	0	0	0	0	48
Tolar	8	7	1	0	0	0	0	48
McLeod	6	0	6	0	0	0	0	36
Dewveall	5	0	5	0	0	0	0	30
Groman	3	0	3	0	0	0	0	18
Smith	3	1	2	0	0	0	0	18
Babb	1	0	0	1	0	0	0	6
Banfield	1	0	0	1	0	0	0	6
Floyd	1	0	0	1	0	0	0	6
Frazier	1	0	0	1	0	0	0	6
Oilers	50	15	32	3	48/49	11/26	2	387
Opponents	33	10	18	5	N/A	N/A	0	270

2-point conversions: Oilers 0-0
Opponents 0-0

PASSING	ATT	CMP	PCT	YARDS	YDS/ATT	TD	INT	LG	SK/YDS	RATING
Blanda	418	197	47.1	2810	6.72	27	42	78t	--	51.3
Lee	50	26	52.0	433	8.66	4	5	98t	--	68.6
Cannon	3	2	66.7	46	15.33	1	0	40t	--	149.3
Smith	3	2	66.7	34	11.33	0	0	19	--	104.9
Tolar	1	0	0.0	0	0.0	0	0	0	--	0.0
Oilers	475	227	47.8	3323	7.00	32	48	98t	11/94	53.9

RUSHING	NO	YDS	AVG	LG	TD
Tolar	244	1012	4.1	25	7
Cannon	147	474	3.2	64t	7
Smith	56	249	4.4	41	1
Blanda	3	6	2.0	10	0
Lee	4	1	0.3	4	0
Babb	3	0	0.0	2	0
Oilers	457	1742	3.8	64t	15

RECEIVING	NO	YDS	AVG	LG	TD
Hennigan	54	867	16.1	78t	8
McLeod	33	578	17.5	55t	6
Dewveall	33	576	17.5	98t	5
Cannon	32	451	14.1	60t	6
Tolar	30	251	8.4	35t	1
Groman	21	328	15.6	54t	3
Smith	17	117	6.9	29	2
Frazier	7	155	22.1	73t	1
Oilers	227	3323	14.6	98t	32

INTERCEPTIONS	NO	YDS	AVG	LG	TD
Norton	8	75	9.4	36	0
Banfield	6	17	2.8	11	0
Floyd	4	50	12.5	28t	1
Johnston	4	31	7.8	27	0
Glick	3	53	17.7	31	0
Jancik	2	33	16.5	33	0
Babb	2	31	15.5	31	0
Cline	2	14	7.0	14	0
Dukes	2	11	5.5	6	0
Suci	1	22	22.0	22	0
Cutsinger	1	3	3.0	3	0
Oilers	35	340	9.7	36	2

PUNTING	NO	YDS	AVG	NET TB	IN	LG	B
Norton	56	2298	41.0	41.0	0	64	1
Oilers	56	2298	41.0	41.0	0	64	1

PUNT RETURNS	NO	FC	YDS	AVG	LG	TD
Jancik	14	0	116	8.3	21	0
Click	12	0	79	6.6	17	0
Banfield	2	0	71	35.5	50t	1
Oilers	28	0	266	9.5	50t	1

KICKOFF RETURNS	NO	YDS	AVG	LG	TD
Jancik	24	726	30.3	61	0
Cannon	18	442	24.6	38	0
Smith	2	37	18.5	23	0
Tolar	2	18	9.0	18	0
Glick	1	22	22.0	22	0
McLeod	1	0	0.0	0	0
Oilers	48	1245	25.9	61	0

FIELD GOALS	1-19	20-29	30-39	40-49	50+
Oilers	5/7	2/4	2/4	1/7	1/4

Blanda: (29N,45N,48N) (51N,10N) (47N) (N,16G,37N) (47N) (18G) () (34N,47B) (50N) () (50N,42G,22G,39G,26N) (16G,20G) (54G,14G,11G) (30G,46N)

SACKS
Opponents 11.0

TACKLES (Solo, Assists, Total)
records not available

USUAL STARTING LINEUP	
OFFENSE	
WR	Willard Dewveall (88)
LT	Al Jamison (70)
LG	Bob Talamini (61)
C	Bob Schmidt (52)
RG	Hogan Wharton (63)
RT	Rich Michael (77)
TE	Bob McLeod (81)
WR	Charles Hennigan (87)
QB	George Blanda (16)
RB	Billy Cannon (20)
FB	Charles Tolar (44)
DEFENSE	
LE	Gary Cutsinger (80)
LT	Ed Culppepper (78)
RT	Ed Husmann (82)
RE	Don Floyd (75)
LLB	Doug Cline (31)
MLB	Gene Babb (33)
RLB	Mike Dukes (30)
LCB	Tony Banfield (40)
RCB	Mark Johnston (41)
	Bobby Jancik (23)
SS	Jim Norton (43)
FS	Fred Glick (27)
SPECIALISTS	
K	George Blanda (16)
P	Jim Norton (43)
AFL ALL-STAR GAME	
ALL-AFL	

GM: Don Suman; Head Coach: Frank "Pop" Ivy
Asst. Coaches: Neill Armstrong (defense), Walt Schlinkman (offense), Joe Spencer (line)

1961 SEASON [10-3-1]

Head Coach: Lou Rymkus (5 games) **Postseason:** 1-0 **Standings:** 1st AFL Eastern
Wally Lemm (Last 9 games)

DATE	OPPONENT	SCORE	WL	ATT
Sep. 9	OAKLAND	55-0	W	16,231
Sep.24	at San Diego	24-34	L	29,210
Oct. 1	at Dallas	21-26	L	28,000
Oct. 8	BUFFALO	12-22	L	22,761
Oct.13	at Dallas	31-31	T	15,070
Oct.22	DALLAS	38-7	W	21,237
Oct.29	at Buffalo	28-16	W	23,228
Nov. 5	at Denver	55-14	W	11,564
Nov.12	BOSTON	27-15	W	35,649
Nov.19	NEW YORK	49-13	W	33,428
Nov.26	DENVER	45-14	W	27,864
Dec. 3	SAN DIEGO	33-13	W	37,845
Dec.10	at New York	48-21	W	9,462
Dec.17	at Oakland	47-16	W	4,821
Dec.24	at San Diego	10-3	W	29,556

	OILERS	OPP
TOTAL FIRST DOWNS	293	235
Rushing	97	87
Passing	182	126
Penalty	14	22
3rd Down: Made/Att	--	--
3rd Down Pct.	--	--
4th Down: Made/Att	--	--
4th Down Pct.	--	--
Possession Avg.	--	--
Total Net Yards	6288	--
Avg. Per Game	443.1	--
Total Plays	964	--
Avg. Per Play	6.5	--
Net Yards Rushing	1896	--
Avg. Per Game	135.4	--
Total Rushes	452	--
Net Yards Passing	4392	--
Avg. Per Game	313.7	--
Sacked/Yards Lost	14/176	--
Gross Yards	4568	--
Att./Comp.	498/254	--
Completion Pct.	51.0	--
Had Intercepted	29	--
Punts/Average	56/39.1	--
Net Punting Avg.	56/39.1	--
Penalties/Yards	83/889	--
Fumbles/Ball Lost	19/11	--
Touchdowns	66	--
Rushing	15	--
Passing	48	--
Returns	3	--

BY PERIODS	1	2	3	4	OTPTS
Oilers	85	180	92	156	0 513
Opponents	44	76	48	74	0 242

SCORING	TD	RU	PA	RT	PAT	FG	S	TP
Blanda	0	0	0	0	64/65	16/29	0	112
Groman	18	1	17	0				0108
Cannon	15	6	9	0				0 90
Hennigan	12	0	12	0				0 72
Tolar	5	4	1	0				0 30
Dewveall	3	0	3	0				0 18
King	3	2	1	0				0 18
Smith	3	2	1	0				0 18
Cline	2	0	2					1 14
McLeod	2	0	2					0 12
Hall	1	0	1					0 6
Johnston	1	0	0					0 6
White	1	0	1					0 6
Milstead	0	0	0		1/1	0/0	0	1
Oilers	66	15	48	3	65/66	16/29	2	513
Opponents	33	17	13	3	0/0	0/0	0	242

2-point conversions:
Oilers 0-0 Opponents 0-0

PASSING	ATT	CMP	PCT	YARDS	YDS/ATT	TD	INT	LG	SK/YDS	RATING
Blanda	362	187	51.7	3330	9.20	36	22	80t	--	91.3
Lee	127	66	52.0	1205	9.49	12	6	80t	--	96.7
Cannon	5	0	0.0	0	0.0	0	1	0	--	0.0
Smith	2	1	50.0	33	16.50	0	0	33	--	95.8
Groman	1	0	0.0	0	0.0	0	0	0	--	39.6
Tolar	1	0	0.0	0	0.0	0	0	0	--	39.6
Oilers	498	254	51.0	4568	9.17	48	29	80t	14/176	90.7

RUSHING	NO	YDS	AVG	LG	TD
Cannon	200	948	4.7	61t	6
Tolar	157	577	3.7	28	4
Smith	60	258	4.3	21	2
King	12	50	4.2	17t	2
Lee	8	36	4.5	9	0
Hall	7	13	1.9	9	0
Blanda	7	12	1.7	7	0
Groman	1	2	2.0	2t	1
Oilers	452	1896	4.2	61t	15

RECEIVING	NO	YDS	AVG	LG	TD
Hennigan	82	1746	21.3	80t	12
Groman	50	1175	23.5	80t	17
Cannon	43	586	13.6	78t	9
Tolar	24	219	9.1	32	1
McLeod	14	172	12.3	18	2
White	13	238	18.3	49	1
Dewveall	12	200	16.7	66t	3
Smith	10	131	13.1	37	1
King	3	83	27.7	44t	1
Hall	1	20	20.0	20t	1
Spence	1	14	14.0	14	0
Blanda	1	-16	-16.0	-16	0
Oilers	254	4568	18.0	80t	48

INTERCEPTIONS	NO	YDS	AVG	LG	TD
Norton	9	150	16.7	36	0
Banfield	8	136	17.0	58	0
Johnston	4	59	14.8	27	0
Glick	4	28	7.0	11	0
Milstead	2	25	12.5	22	0
Morris	1	31	31.0	31	0
Laraway	1	30	30.0	30	0
Cline	1	24	24.0	24	0
Spence	1	23	23.0	23	0
Trask	1	17	17.0	17	0
Dukes	1	5	5.0	5	0
Oilers	33	528	16.0	58	0

PUNTING	NO	YDS	AVG	NET	TB	IN	LG	B
Norton	48	1952	40.7	40.7	0	0	63	0
Hall	8	238	29.8	29.8	0	0	50	0
Oilers	56	2190	39.1	39.1	0	0	63	0

PUNT RETURNS	NO	FC	YDS	AVG	LG	TD
Cannon	9	0	70	7.8	20	0
King	7	0	32	4.6	10	0
Hall	2	0	1	0.5	1	0
Smith	1	0	15	15.0	15	0
Oilers	19	0	118	6.2	20	0

KICKOFF RETURNS	NO	YDS	AVG	LG	TD
Cannon	18	439	24.4	47	0
King	8	190	23.8	41	0
Hall	6	140	23.3	33	0
Dukes	4	57	14.3	23	0
Tolar	2	42	21.0	22	0
Cline	1	24	24.0	24	0
Laraway	1	22	22.0	22	0
McLeod	1	13	13.0	13	0
Smith	1	5	5.0	5	0
Wharton	1	8	8.0	8	0
Oilers	43	940	21.9	47	0

FIELD GOALS	1-19	20-29	30-39	40-49	50+
Oilers	6/7	6/8	1/2	1/6	2/6

Blanda: (27G,14G) (28G) (41N,48N,14G, 46N,54N) (36N,51N,24G) (54N,53G,47N) (24N,45N) (48G,33G) (25G,19G) (N) (9G) (55G,23G,27N) (16G,27G,51N) (12G)

USUAL STARTING LINEUP

OFFENSE

- WR Bill Groman (89)
- LT Al Jamison (70)
- LG Bob Talamini (61)
- C Bob Schmidt (52)
- RG Hogan Wharton (63)
- RT Rich Michael (77)
- TE John White (86)
- Bob McLeod (81)
- WR Charles Hennigan (87)
- QB George Blanda (16)
- RB Billy Cannon (20)
- FB Charles Tolar (44)

DEFENSE

- LE Dalva Allen (80)
- LT Orville Trask (79)
- RT Ed Husmann (82)
- RE Don Floyd (75)
- LLB Doug Cline (31)
- MLB Dennis Morris (50)
- LCB Mike Dukes (30)
- RCB Tony Banfield (40)
- RCB Mark Johnston (41)
- SS Jim Norton (43)
- FS Fred Glick (27)

SPECIALISTS

- K George Blanda (16)
- P Jim Norton (43)

AFL ALL-STAR GAME

ALL-AFL

GM: Don Suman; **Head Coach:** Lou Rymkus (five games), Wally Lemm (final nine games)
Asst. Coaches: Walt Schlinkman (off. backs), Mac Speedie (ends), Joe Spencer (line), Fred Wallner (defense)

Front Office
 Coaching Staff
 Players
 Rookies
 2008 Season
 Records
 HISTORY
 Playoff History
 Schedules

1960 SEASON (10-4)

Head Coach: Lou Rymkus

Postseason: 1-0

Standings: 1st AFL Eastern

DATE	OPPONENT	SCORE	WL	ATT
Sep.11	at Oakland	37-22	W	12,703
Sep.18	LOS ANGELES	38-28	W	20,156
Sep.25	OAKLAND	13-14	L	16,421
Oct. 9	NEW YORK	27-21	W	16,151
Oct.16	DALLAS	20-10	W	19,026
Oct.23	at New York	42-28	W	21,000
Oct.30	at Buffalo	24-25	L	23,001
Nov. 6	at Denver	45-25	W	14,489
Nov.13	at Los Angeles	21-14	L	21,805
Nov.20	DENVER	20-20	W	20,778
Nov.25	at Boston	24-10	W	27,123
Dec. 4	at Dallas	0-24	L	20,000
Dec.11	BUFFALO	31-23	W	25,247
Dec.18	BOSTON	37-21	W	22,352
Jan. 1	LOS ANGELES	24-16	W	32,183

	OILERS	OPP
TOTAL FIRST DOWNS	262	282
Rushing	83	90
Passing	153	164
Penalty	26	28
3rd Down: Made/Att	--	--
3rd Down Pct.	--	--
4th Down: Made/Att	--	--
4th Down Pct.	--	--
POSSESSION AVG.	--	--
TOTAL NET YARDS	4936	--
Avg. Per Game	352.6	--
Total Plays	930	--
Avg. Per Play	5.3	--
NET YARDS RUSHING	1733	--
Avg. Per Game	123.8	--
Total Rushes	452	--
NET YARDS PASSING	3203	--
Avg. Per Game	228.8	--
Sacked/Yards Lost	22/168	--
Gross Yards	3371	--
Att./Comp.	456/218	--
Completion Pct.	47.8	--
Had Intercepted	28	--
PUNTS/AVERAGE	72/35.8	--
NET PUNTING AVG.	72/35.8	--
PENALTIES/YARDS	75/750	--
FUMBLES/BALL LOST	36/17	--
TOUCHDOWNS	48	--
Rushing	15	--
Passing	31	--
Returns	2	--

BY PERIODS	1	2	3	4	OTPTS
Oilers	93	106	91	89	0 379
Opponents	64	94	72	55	0 285

SCORING	TD	RU	PA	RT	PAT	FG	S	TP
Blanda	4	4	0	0	46/47	15/33	0	115
Groman	12	0	12	0	0	0	0	72
Cannon	7	1	5	1	0	0	0	42
Smith	7	5	2	0	0	0	0	42
Hennigan	6	0	6	0	0	0	0	36
Carson	4	0	4	0	0	0	0	24
Tolar	3	3	0	0	0	0	0	18
Cline	2	2	0	0	0	0	0	12
Atchason LG	1	0	1	0	0	0	0	6
Atchason TM	1	0	1	0	0	0	0	6
Hall	1	0	0	1	0	0	0	6
Witcher	1	0	1	0	0	0	0	6
Oilers	48	15	31	2	46/47	15/33	0	379
Opponents	36	6	28	2	0/0	0/0	0	285

2-point conversions: Oilers 0-0
Opponents 0-0

PASSING	ATT	CMP	PCT	YARDS	YDS/ATT	TD	INT	LG	SK/YDS	RATING
Blanda	363	169	46.6	2413	6.65	24	22	75	0/0	65.4
Lee	77	41	53.2	842	10.94	5	6	92t	0/0	81.2
Milstead	7	4	57.1	43	6.14	0	0	30	0/0	75.3
Smith	5	3	60.0	70	14.00	1	0	31	0/0	143.8
Cannon	3	0	0.0	0	0.00	0	0	0	0/0	39.6
Groman	1	1	100.0	3	3.00	1	0	3t	0/0	118.8
Oilers	456	218	47.8	3371	7.39	31	28	92t	22/168	69.8

RUSHING	NO	YDS	AVG	LG	TD
Cannon	152	644	4.2	39	1
Smith	154	643	4.2	65	5
Tolar	54	179	3.3	40t	3
Hall	30	118	3.9	16	0
Cline	37	105	2.8	19	2
Blanda	16	16	1.0	9	4
Talamini	0	14	--	14	0
Lee	6	11	1.8	10	0
Milstead	3	3	1.0	7	0
Oilers	452	1733	3.8	65	15

RECEIVING	NO	YDS	AVG	LG	TD
Groman	72	1473	20.5	92t	12
Carson	45	604	13.4	47	4
Hennigan	44	722	16.4	73t	6
Smith	22	216	9.8	40t	2
Cannon	15	187	12.5	53t	5
Tolar	7	71	10.1	21	0
Atchason LG	5	48	9.6	14	1
Atchason TM	3	26	8.7	12	1
Witcher	4	34	8.5	13	1
Cline	4	15	3.8	10	0
J. White	1	18	18.0	18	0
Norton	1	5	5.0	5	0
Oilers	218	3371	15.5	92t	31

INTERCEPTIONS	NO	YDS	AVG	LG	TD
Johnston	4	42	10.5	33	0
Morris	4	32	8.0	26	0
Spence	4	5	1.3	5	0
Gordon	3	45	15.0	20	0
Banfield	3	22	7.3	22	0
Dukes	2	34	17.0	29	0
Kendall	2	10	5.0	10	0
Allen	1	0	0.0	0	0
Norton	1	0	0.0	0	0
Witcher	1	0	0.0	0	0
Oilers	25	190	7.6	33	0

PUNTING	NO	YDS	AVG	NET	TB	IN	LG	B
Milstead	66	2365	35.8	35.8	0	0	54	0
Hall	6	210	35.0	35.0	0	0	41	0
Oilers	72	2575	35.8	35.8	0	0	54	0

PUNT RETURNS	NO	FC	YDS	AVG	LG	TD
Hall	6	0	72	12.0	26	0
Tolar	5	0	40	8.0	15	0
Cannon	4	0	96	24.0	51	0
Oilers	15	0	208	13.9	51	0

KICKOFF RETURNS	NO	YDS	AVG	LG	TD
Hall	19	594	31.3	104t	1
Tolar	13	249	19.2	35	0
Cannon	8	266	33.3	88t	1
Dukes	4	58	14.5	20	0
Cline	3	42	14.0	16	0
Jamison	1	5	5.0	5	0
J. White	0	11	--	11	0
Oilers	48	1225	25.5	104t	1

FIELD GOALS	1-19	20-29	30-39	40-49	50+
Oilers	6/14	3/5	3/5	1/6	2/3

Blanda: (18G.) (13G) (36G,17N,10G,28N)
(N, N, N, N,22G,36G) (19G,40N,23G,47N)
(N) (50G) (45N,44G,40N) (52N) (40N)
(3.5 N, 2.0 N, 3.2 N, 1.6 G) (1.8 N) (5.3 G)
(32G,26G,10G)

Opponents: records not available

TACKLES (Solo, Assists, Total)

records not available

USUAL STARTING LINEUP

OFFENSE

- WR Bill Groman (89)
- LT Al Jamison (70)
- LG Bob Talamini (61)
- C George Belotti (57)
- Hugh Pitts (53)
- RG Hogan Wharton (63)
- RT Rich Michael (77)
- TE John Carson (82)
- John White (86)
- WR Charles Hennigan (87)
- QB George Blanda (16)
- RB Billy Cannon (20)
- FB Dave Smith (32)

DEFENSE

- LE Dalva Allen (80)
- LT Orville Trask (79)
- RT Jerry Helluin (72)
- George Shirkey (74)
- RE Don Floyd (75)
- LLB Doug Cline (31)
- MLB Dennit Morris (50)
- RLB Mike Dukes (30)
- LCB Jim Norton (43)
- RCB Mark Johnston (41)
- SS Bobby Gordon (47)
- Charles Kendall (34)
- FS Julian Spence (24)

SPECIALISTS

- K George Blanda (16)
- P Charles Milstead (12)

ALL-AFL

GM: (none); Head Coach: Lou Rymkus
Asst. Coaches: Wally Lemm, Walt Schlinkman, Mac Speedie, Fred Wallner

**George, McNair, Wycheck Inducted Into Titans/Oilers
Hall of Fame / Ring of Honor at LP Field**



Titans owner K.S. "Bud" Adams, Jr. (second, left) inducts franchise greats Eddie George (left), Steve McNair (second, right) and Frank Wycheck (right) into the Titans/Oilers Ring of Honor during halftime of the Monday Night Football game against the Indianapolis Colts last season at LP Field. The trio also was inducted into the Titans/Oilers Hall of Fame.



Four-time Pro Bowler Eddie George ended his eight-year (1996-03) tenure with the team as the franchise's all-time leading rusher with 10,009 yards and started every game in his time with the team.



Steve McNair (1995-2005) accumulated the most wins of any franchise quarterback with 76 victories, earning NFL co-MVP honors following the 2003 season. He led Tennessee to four playoff appearances and earned three Pro Bowl selections.



Three-time Pro Bowler Frank Wycheck (1995-2003) holds the franchise record for consecutive games with a reception (99, 1996-2002) and became only the fourth tight end in NFL history to record 500 receptions in a career.

Front Office

Coaching Staff

Players

Rookies

2008 Season

Records

HISTORY

Playoff History

Sidelines

PRESEASON RESULTS

Front Office

Coaching Staff

Playjets

Rookies

2008 Season

Records

HISTORY

Playoff History

Sidelines

<i>SITE</i>	<i>OPPONENT</i>	<i>TITANS</i>	<i>OPP</i>
1960 (2-3)			
Tulsa, Okla.	Dallas	10	27
Los Angeles	Los Angeles	13	22
Houston	Denver	42	3
Mobile, Ala.	N.Y. Titans	30	14
Dallas	Dallas	3	24
1961 (3-2)			
San Diego	San Diego	14	27
Honolulu, Hawaii	Oakland	35	17
Honolulu, Hawaii	San Diego	28	42
Greenville, S.C.	N.Y. Titans	30	20
Mobile, Ala.	Denver	42	20
1962 (4-1)			
Houston	N.Y. Titans	33	27
Atlanta	Denver	33	17
New Orleans	Boston	20	10
Mobile, Ala.	Buffalo	14	21
Miami	Dallas	34	31
1963 (3-2)			
Denver	Denver	10	27
Shreveport, La.	N.Y. Jets	17	0
Lowell, Mass.	Boston	21	20
Houston	San Diego	3	21
Wichita, Kan.	Kansas City	23	17
1964 (1-4)			
Boston	Boston	38	7
Little Rock, Ark.	San Diego	36	44
Houston	Denver	20	32
Las Vegas, Nev.	Oakland	20	34
Houston	Kansas City	17	27
1965 (5-0)			
Alexandria, Va.	N.Y. Jets	21	16
Buffalo	Buffalo	29	7
Houston	Boston	27	6
San Antonio, Texas	Denver	25	3
Little Rock, Ark.	San Diego	13	10
1966 (1-3)			
Houston	Oakland	26	17
Birmingham, Ala.	N.Y. Jets	10	16
Little Rock, Ark.	Buffalo	16	2
Kansas City	Kansas City	20	31
1967 (0-4)			
Houston	Kansas City	9	34
Oakland	Oakland	7	24
Charlotte, N.C.	N.Y. Jets	7	13
Houston	Dallas	17	30
1968 (4-1)			
Houston	Washington	9	3
Houston	N.Y. Jets	28	14
Houston	New Orleans	24	23
Tulsa, Okla.	Buffalo	37	7
Houston	Dallas	19	33
1969 (3-2)			
Houston	Buffalo	24	7
Houston	Baltimore	29	33
Houston	Chicago	19	17
Houston	Dallas	11	14
New Orleans	New Orleans	30	14
1970 (2-4)			
Houston	Chicago	13	23
Houston	New Orleans	10	19
Houston	Minnesota	7	14
Houston	Dallas	37	21
Los Angeles	Los Angeles	3	20
Miami	Philadelphia	27	7
1971 (4-3)			
Canton, Ohio	Los Angeles	6	17
Houston	N.Y. Giants	35	6

St. Louis	St. Louis	14	16
Houston	Philadelphia	21	17
Houston	Dallas	20	28
Houston	Chicago	37	17
New Orleans	New Orleans	24	17
1972 (2-3-1)			
Dallas	Dallas	24	25
Chicago	Chicago	17	20
Houston	Green Bay	20	3
Houston	St. Louis	33	24
Minnesota	Minnesota	14	26
Houston	New Orleans	14	14
1973 (2-4)			
Houston	N.Y. Jets	13	16
Houston	Chicago	7	34
Green Bay	Green Bay	14	33
Houston	Dallas	27	24
Houston	Baltimore	20	9
New Orleans	New Orleans	10	16
1974 (3-3)			
Houston	N.Y. Giants	16	7
Washington	Washington	48	3
Dallas	Dallas	13	19
Houston	Atlanta	6	10
Houston	Chicago	37	20
Houston	New Orleans	16	24
1975 (3-3)			
New Orleans	New Orleans	13	7
Houston	Washington	24	13
Denver	Denver	21	27
Houston	Dallas	14	17
Houston	Baltimore	21	26
Chicago	Chicago	24	13
1976 (0-6)			
Kansas City	Kansas City (OT)	3	9
Houston	New Orleans	10	13
Houston	N.Y. Giants	14	30
Houston	N.Y. Jets	24	27
Houston	Miami	6	10
Dallas	Dallas (OT)	20	26
1977 (2-4)			
Oakland	Oakland	0	40
Houston	Baltimore	7	14
Houston	Chicago	10	14
Houston	San Francisco	17	3
Houston	Dallas	23	14
New Orleans	New Orleans	16	20
1978 (1-3)			
Houston	Denver	12	17
Houston	Philadelphia	10	28
Dallas	Dallas	27	13
Houston	New Orleans	3	17
1979 (1-3)			
Houston	N.Y. Jets	14	21
Houston	St. Louis	9	7
Dallas	Dallas	13	16
New Orleans	New Orleans	7	10
1980 (2-2)			
Houston	Tampa Bay	7	21
Houston	New Orleans	20	17
Dallas	Dallas	13	20
Houston	Buffalo	24	7
1981 (1-3)			
Houston	Philadelphia	13	10
New Orleans	New Orleans	7	27
Tampa Bay	Tampa Bay	17	27
Dallas	Dallas	20	28
1982 (2-2)			
Houston	New Orleans	22	20

PRESEASON RESULTS

Houston	N.Y. Jets	16	33
Houston	Tampa Bay	21	6
Dallas	Dallas	14	20
1983 (0-4)			
Houston	Baltimore	0	15
Houston	Tampa Bay	17	23
New Orleans	New Orleans	13	20
Dallas	Dallas	31	34
1984 (1-3)			
Tampa Bay	Tampa Bay	17	30
Houston	N.Y. Jets	36	17
Houston	New Orleans	19	31
Dallas	Dallas	24	31
1985 (1-4)			
Canton, Ohio	N.Y. Giants	20	21
Los Angeles	L.A. Rams	3	7
New Orleans	New Orleans	23	20
Houston	Kansas City	19	24
Dallas	Dallas	10	20
1986 (4-0)			
Los Angeles	L.A. Rams	17	14
Houston	Buffalo	23	20
Houston	New Orleans	24	13
Dallas	Dallas	17	14
1987 (2-2)			
Houston	Kansas City	20	32
New Orleans	New Orleans	16	13
Indianapolis	Indianapolis	6	17
Dallas	Dallas	18	13
1988 (4-0)			
Houston	Buffalo	13	9
Memphis, Tenn.	New England	27	14
Los Angeles	L.A. Rams	20	17
Dallas	Dallas	54	10
1989 (2-2)			
Tampa Bay	Tampa Bay	23	41
Jacksonville, Fla.	Miami	26	10
Oakland	L.A. Raiders	23	21
Dallas	Dallas	28	30
1990 (1-3)			
Houston	Detroit	10	34
Houston	N.Y. Giants	10	13
Minnesota	Minnesota	21	22
Dallas	Dallas	27	6
1991 (2-2)			
San Diego	San Diego	29	31
Houston	Atlanta	7	36
Houston	Dallas	30	20
Memphis, Tenn.	L.A. Rams	16	13
1992 (4-1)			
Tokyo, Japan	Dallas	34	23
Detroit	Detroit	17	7
Dallas	Dallas	17	16
New Orleans	New Orleans	33	3
Los Angeles	L.A. Raiders	26	30
1993 (1-3)			
San Antonio, Texas	New Orleans	28	37
Houston	Detroit	20	24
San Antonio, Texas	Dallas	23	20
Houston	Seattle	10	20
1994 (2-3)			
Kansas City	Kansas City	17	24
San Antonio, Texas	San Diego	31	3
Mexico City	Dallas	6	0
San Antonio, Texas	Buffalo	16	18
Houston	L.A. Raiders	23	24
1995 (0-3)			
Houston	Arizona	13	16
Knoxville, Tenn.	Washington (OT)	13	16

Houston	San Diego	canceled	
San Antonio, Texas	Dallas	0	10
1996 (2-2)			
Jackson, Miss.	N.Y. Jets	31	13
Houston	Indianapolis	16	12
Houston	Detroit	23	34
Orlando, Fla.	Dallas	19	24
1997 (0-4)			
Memphis, Tenn.	New Orleans	12	21
Nashville	Washington	12	18
Nashville	San Diego	7	21
Dallas	Dallas	10	34
1998 (3-1)			
Atlanta	Atlanta	31	16
Nashville	Washington	24	27
New Orleans	New Orleans	26	24
Nashville	Denver	16	13
1999 (1-3)			
Kansas City	Kansas City	20	22
Phoenix	Arizona	17	27
Nashville	Atlanta	17	3
Nashville	New Orleans	11	12
2000 (3-1)			
Nashville	Kansas City	14	10
Nashville	St. Louis	30	3
Philadelphia	Philadelphia	32	34
Chicago	Chicago	34	28
2001 (3-1)			
Nashville	Chicago	27	24
St. Louis	St. Louis	23	10
Nashville	Philadelphia	14	20
Detroit	Detroit	28	25
2002 (2-2)			
Nashville	St. Louis	28	26
Nashville	Oakland	24	14
Minnesota	Minnesota	10	14
Green Bay	Green Bay	20	21
2003 (4-0)			
Nashville	Cleveland	10	6
Nashville	Buffalo	37	24
Cincinnati	Cincinnati	23	15
Green Bay	Green Bay	27	3
2004 (3-1)			
Nashville	Cleveland	24	3
Buffalo	Buffalo	16	15
Dallas	Dallas	17	20
Nashville	Green Bay	27	7
2005 (1-3)			
Nashville	Tampa Bay (OT)	10	17
Atlanta	Atlanta	24	21
San Francisco	San Francisco (OT)	13	16
Nashville	Green Bay	17	21
2006 (1-3)			
Nashville	New Orleans	16	19
Denver	Denver	10	35
Nashville	Atlanta	6	20
Green Bay	Green Bay	35	21
2007 (3-1)			
Nashville	Washington	6	14
New England	New England	27	24
Buffalo	Buffalo	28	17
Nashville	Green Bay	30	14
2008 (3-1)			
Nashville	St. Louis	34	13
Nashville	Oakland	17	16
Atlanta	Atlanta	3	17
Green Bay	Green Bay	23	21

Front Office

Coaching Staff

Players

Rookies

2008 Season

Records

HISTORY

Playoff History

Sidelines

PRESEASON SUMMARY

<i>SUMMARY (1960-08)</i>	<i>WON</i>	<i>LOST</i>	<i>TIED</i>		<i>WON</i>	<i>LOST</i>	<i>TIED</i>
Titans vs. Arizona	2	3	0	Titans vs. New England	6	0	0
Titans vs. Atlanta	3	4	0	Titans vs. New Orleans	11	14	1
Titans vs. Buffalo	9	3	0	Titans vs. N.Y. Giants	2	3	0
Titans vs. Chicago	6	4	0	Titans vs. N.Y. Jets	8	6	0
Titans vs. Cincinnati	1	0	0	Titans vs. Oakland	5	5	0
Titans vs. Cleveland	2	0	0	Titans vs. Philadelphia	3	3	0
Titans vs. Dallas	13	20	0	Titans vs. St. Louis	7	3	0
Titans vs. Denver	5	5	0	Titans vs. San Diego	2	7	0
Titans vs. Detroit	2	3	0	Titans vs. San Francisco	1	1	0
Titans vs. Green Bay	6	3	0	Titans vs. Seattle	0	1	0
Titans vs. Indianapolis	2	5	0	Titans vs. Tampa Bay	1	6	0
Titans vs. Kansas City	3	10	0	Titans vs. Washington	3	4	0
Titans vs. Miami	1	1	0	TOTALS:	104	118	1
Titans vs. Minnesota	0	4	0				

SERIES RESULTS SUMMARY

Totals include regular season and playoffs

OPPONENT	HOME W-L-T	AWAY W-L-T	TOTAL W-L-T	STREAK
Arizona	1-3-0	2-2-0	3-5-0	L1
Atlanta	5-1-0	2-4-0	7-5-0	W5
Baltimore	4-6-0	5-4-0	9-10-0	L1
Buffalo	13-6-0	12-10-0	25-16-0	W2
Carolina	1-1-0	1-0-0	2-1-0	W2
Chicago	2-3-0	3-2-0	5-5-0	W1
Cincinnati	22-12-1	17-20-0	39-32-1	W1
Cleveland	13-18-0	15-15-0	28-33-0	W1
Dallas	2-4-0	3-3-0	5-7-0	L2
Denver	14-5-0	7-10-1	21-15-1	L2
Detroit	4-2-0	3-1-0	7-3-0	W3
Green Bay	2-3-0	4-1-0	6-4-0	W3
Houston	6-1-0	5-2-0	11-3-0	L1
Indianapolis	6-6-0	7-10-0	13-16-0	L1
Jacksonville	7-7-0	10-5-0	17-12-0	W2
Kansas City	12-11-0	8-16-0	20-27-0	W2
Miami	7-7-0	7-10-0	14-17-0	L2
Minnesota	3-1-0	1-6-0	4-7-0	W1
New England	10-6-0	6-15-1	16-21-1	L3
New Orleans	2-2-1	5-2-0	7-4-1	W4
NY Giants	3-2-0	1-3-0	4-5-0	W4
NY Jets	16-6-0	6-10-1	22-16-1	L1
Oakland	14-11-0	4-16-0	18-27-0	W1
Philadelphia	1-3-0	2-3-0	3-6-0	W3
Pittsburgh	19-17-0	11-24-0	30-41-0	W1
St. Louis	2-4-0*	1-3-0	3-7-0*	L2*
San Diego	11-8-0	5-15-1	16-23-1	L6
San Francisco	2-4-0	2-3-0	4-7-0	W1
Seattle	4-3-0	1-6-0	5-9-0	L5
Tampa Bay	6-0-0	1-2-0	7-2-0	L1
Washington	3-1-0	3-3-0	6-4-0	W1

* Includes Super Bowl XXXIV loss in Atlanta, Ga.



The Titans own an 11-3 mark against the Houston Texans.



The Titans are 25-16 all-time against the Buffalo Bills.



Tennessee is 17-12 against the division-rival Jacksonville Jaguars.

ALL-TIME SERIES RESULTS

Oilers/Titans Home Stadium Dates
 1960-64: Jeppesen Stadium, Houston
 1965-67: Rice Stadium, Houston
 1968-96: Astrodome, Houston
 1997: Liberty Bowl, Memphis
 1998: Vanderbilt Stadium, Nashville
 1999-Present: LP Field, Nashville

a-AFL Championship game
 ad-AFL Divisional playoff game
 f-First round playoff game (Wild Card)
 d-Divisional playoff game
 c-AFC Championship game
 s-Super Bowl XXXIV

ARIZONA CARDINALS

Reg. Season: 3-5; Playoffs: 0-0
 Reg. Home: 1-3; Reg. Away: 2-2

Date	Site	Result	Score
11-1-70	St.L	L	0-44
10-20-74	Hou	L	27-31
10-7-79	Hou	L	17-24
10-27-85	St.L	W	20-10
11-20-88	Hou	W	38-20
12-4-94	Hou	L	12-30
10-26-97	Ariz	W	41-14
10-23-05	Ariz	L	10-20

Points: Titans 165, Cardinals 193
 Longest Win Streak: 2 (1985-88)
 Longest Losing Streak: 3 (1970-79)
 At LP Field: 0-0
 At Univ. of Phoenix Stadium: 0-0

ATLANTA FALCONS

Reg. Season: 7-5; Playoffs: 0-0
 Reg. Home: 5-1; Reg. Away: 2-4

Date	Site	Result	Score
12-3-72	Atl	L	10-20
11-28-76	Hou	W	20-14
9-3-78	Atl	L	14-20
11-29-81	Hou	L	27-31
9-23-84	Atl	L	10-42
10-25-87	Hou	W	37-33
9-9-90	Atl	L	27-47
12-5-93	Hou	W	33-17
10-13-96	Atl	W	23-13
12-19-99	Tenn	W	30-17
11-23-03	Atl	W	38-31
10-7-07	Tenn	W	20-13

Points: Titans 289, Falcons 298
 Longest Win Streak: 5 (1993-2007)
 Longest Losing Streak: 3 (1978-84)
 At LP Field: 2-0
 At Georgia Dome: 2-0

BALTIMORE RAVENS

Reg. Season: 8-8; Playoffs: 1-2
 Reg. Home: 4-4; Reg. Away: 4-4

Date	Site	Result	Score
9-15-96	Hou	W	29-13
12-22-96	Balt	W	24-21
9-21-97	Tenn	L	10-36
12-14-97	Balt	L	19-21
10-11-98	Balt	W	12-8
12-6-98	Tenn	W	16-14
10-10-99	Tenn	W	14-11
12-5-99	Balt	L	14-41
10-22-00	Balt	W	14-6
11-12-00	Tenn	L	23-24
1-7-01	d-Tenn	L	10-24
10-7-01	Balt	L	7-26
11-12-01	Tenn	L	10-16
11-24-02	Balt	L	12-13
1-3-04	f-Balt	W	20-17

9-18-05	Tenn	W	25-10
11-12-06	Tenn	L	26-27
10-05-08	Bal	W	13-10
1-10-09	d-Tenn	L	10-13

Points: Titans 308, Ravens 351
 Longest Win Streak: 3 (1998-99)
 Longest Losing Streak: 5 (2000-02)
 At LP Field: 2-5

At M&T Bank Stadium: 4-3
 Sweeps: Titans (1996, 98); Ravens (1997, 2001)

BUFFALO BILLS

Reg. Season: 24-14; Playoffs: 1-2
 Reg. Home: 12-6; Reg. Away: 12-8

Date	Site	Result	Score
10-30-60	Buff	L	24-25
12-11-60	Hou	W	31-23
10-8-61	Hou	L	12-22
10-29-61	Buff	W	28-16
9-9-62	Buff	W	28-23
10-7-62	Hou	W	17-14
9-28-63	Buff	W	31-20
10-20-63	Hou	W	28-14
10-11-64	Hou	L	17-48
11-1-64	Buff	L	10-24
10-31-65	Buff	W	19-17
12-5-65	Hou	L	18-29
9-25-66	Buff	L	20-27
11-20-66	Hou	L	20-42
9-17-67	Buff	W	20-3
10-29-67	Hou	W	10-3
10-27-68	Buff	W	30-7
12-7-68	Hou	W	35-6
9-21-69	Buff	W	17-3
10-5-69	Hou	W	28-14
12-12-71	Buff	W	20-14
11-10-74	Buff	W	21-9
9-19-76	Buff	W	13-3
10-15-78	Hou	W	17-10
9-25-83	Buff	L	13-30
11-10-85	Buff	L	0-20
12-21-86	Hou	W	16-7
9-20-87	Buff	L	30-34
1-1-89	d-Buff	L	10-17
9-24-89	Hou	L (ot)	41-47
11-26-90	Hou	W	27-24
12-27-92	Hou	W	27-3
1-3-93	f-Buff	L (ot)	38-41
10-11-93	Buff	L	7-35
9-18-94	Hou	L	7-15
12-24-95	Buff	W	28-17
11-23-97	Tenn	W	31-14
1-8-00	f-Tenn	W	22-16
9-3-00	Buff	L	13-16
12-14-03	Tenn	W	28-26
12-24-06	Buff	W	30-29

Points: Titans 882, Bills 807
 Longest Win Streak: 10 (1967-78)
 Longest Losing Streak: 3 (last, 1993-94)
 At LP Field: 2-0 overall (1-0 post)
 At Ralph Wilson Stadium: 4-7 overall (0-2 post)
 Sweeps: Titans (1962,63,67,68,69); Bills (1964,66)

CAROLINA PANTHERS

Reg. Season: 2-1; Playoffs: 0-0
 Reg. Home: 1-1; Reg. Away: 1-0

Date	Site	Result	Score
11-24-96	Hou	L	6-31
10-19-03	Car	W	37-17
11-4-07	Tenn	W	20-7

Total Points: Titans 63, Panthers 55
 Longest Win Streak: 2 (2003-07)

Longest Losing Streak: 1 (1996)
 At LP Field: 1-0
 At Bank of America Stadium: 1-0

CHICAGO BEARS

Reg. Season: 5-5; Playoffs: 0-0
 Reg. Home: 2-3; Reg. Away: 3-2

Date	Site	Result	Score
10-28-73	Chi	L	14-35
11-6-77	Hou	W	47-0
11-16-80	Chi	W	10-6
10-12-86	Hou	L	7-20
10-15-89	Chi	W	33-28
12-7-92	Hou	W	24-7
10-22-95	Chi	L	32-35
10-25-98	Tenn	L	20-23
11-14-04	Tenn	L (ot)	17-19
11-9-08	Chi	W	21-14

Total Points: Titans 225, Bears 187
 Longest Win Streak: 2 (last 1989-92)
 Longest Losing Streak: 3 (1995-04)
 At LP Field: 0-1
 At Soldier Field: 3-2

CINCINNATI BENGALS

Reg. Season: 39-31-1; Playoffs: 0-1
 Reg. Home: 22-12-1; Reg. Away: 17-19

Date	Site	Result	Score
11-3-68	Cin	W	27-17
11-9-69	Hou	T	31-31
10-4-70	Cin	W	20-13
12-13-70	Hou	L	20-30
10-31-71	Hou	W	10-6
11-21-71	Cin	L	13-28
10-29-72	Cin	L	7-30
12-17-72	Hou	L	17-61
9-23-73	Cin	L	10-24
12-16-73	Hou	L	24-27
10-27-74	Cin	W	21-34
11-17-74	Hou	W	20-3
10-5-75	Hou	L	19-21
11-30-75	Cin	L	19-23
10-24-76	Hou	L	7-27
11-14-76	Cin	L	27-31
10-30-77	Cin	L (ot)	10-13
12-18-77	Hou	W	21-16
10-29-78	Cin	L	13-28
11-26-78	Hou	W	17-10
9-23-79	Cin	W (ot)	30-27
11-18-79	Hou	W	42-21
9-28-80	Cin	W	13-10
10-26-80	Hou	W	23-3
10-4-81	Hou	W	17-10
11-1-81	Cin	L	21-34
9-12-82	Cin	L	6-27
1-2-83	Hou	L	27-35
11-6-83	Hou	L	14-55
10-20-83	Cin	L	10-38
10-7-84	Cin	L	3-13
10-28-84	Hou	L	13-31
10-20-85	Hou	W	27-44
12-1-85	Cin	L	27-45
10-19-86	Cin	L	28-31
11-9-86	Hou	W	32-28
11-1-87	Cin	W	31-29
12-27-87	Hou	W	21-17
10-23-88	Cin	L	21-44
12-11-88	Hou	W	41-6
11-13-89	Hou	W	26-24
12-17-89	Cin	L	7-61
10-14-90	Hou	W	48-17
12-23-90	Cin	L	20-40
1-6-91	f-Cin	L	14-41
9-8-91	Cin	W	30-7
10-27-91	Hou	W	35-3
10-11-92	Cin	W	38-24

Front Office

Coaching Staff

Players

Rookies

2008 Season

Records

HISTORY

Playoff History

Sidelines

ALL-TIME SERIES RESULTS

Front Office

Coaching Staff

Players

Rookies

2008 Season

Records

HISTORY

Playoff History

Sidelines

10-25-92	... Hou	... W	... 26-10
10-24-93	... Hou	... W	... 28-12
11-14-93	... Cin	... W	... 38-3
9-25-94	... Hou	... W	... 20-13
11-13-94	... Cin	... L	... 31-34
9-24-95	... Cin	... W	... 38-28
11-12-95	... Hou	... L	... 25-32
10-6-96	... Cin	... W(ot)	... 30-27
12-15-96	... Hou	... L	... 13-21
10-12-97	... Tenn	... W	... 30-7
12-4-97	... Cin	... L	... 14-41
9-6-98	... Cin	... W	... 23-14
10-18-98	... Tenn	... W	... 44-14
9-12-99	... Tenn	... W	... 36-35
11-14-99	... Cin	... W	... 24-14
10-8-00	... Cin	... W	... 23-14
12-10-00	... Tenn	... W	... 35-3
11-18-01	... Cin	... W	... 20-7
1-6-02	... Tenn	... L	... 21-23
10-27-02	... Cin	... W	... 30-24
10-31-04	... Tenn	... W	... 27-20
10-16-05	... Tenn	... L	... 23-31
11-25-07	... Cin	... L	... 6-35
9-14-08	... Cin	... W	... 24-7

Total Points: Titans 1,677, Bengals 1,677
 Longest Win Streak: 7 (last 1998-01)
 Longest Losing Streak: 7 (1981-84)
 At LP Field: 3-2
 At Paul Brown Stadium: 4-1
 Sweeps: Titans (1974, 79, 80, 87, 91, 92, 93, 98, 99, 00); Bengals (1972, 73, 75, 76, 82, 83, 84)

CLEVELAND BROWNS

Reg. Season: 27-33; Playoffs: 1-0
 Reg. Home: 13-18; Reg. Away: 14-15

Date	Site	Result	Score
11-22-70	... Clev	... L	... 14-28
12-7-70	... Hou	... L	... 10-21
9-19-71	... Clev	... L	... 0-31
11-28-71	... Hou	... L	... 24-27
10-22-72	... Hou	... L	... 17-23
11-5-72	... Clev	... L	... 0-20
10-21-73	... Clev	... L	... 13-42
11-11-73	... Hou	... L	... 13-23
9-22-74	... Clev	... L	... 7-20
12-15-74	... Hou	... W	... 24-28
10-12-75	... Clev	... W	... 10-40
10-21-75	... Hou	... W	... 10-21
11-7-76	... Hou	... L	... 7-21
12-5-76	... Clev	... L	... 10-13
10-16-77	... Hou	... L	... 23-24
12-11-77	... Clev	... W	... 15-19
10-1-78	... Clev	... W	... 13-16
11-5-78	... Hou	... W	... 10-14
9-30-79	... Hou	... W	... 31-10
12-2-79	... Clev	... L	... 7-14
9-15-80	... Clev	... W	... 7-16
11-30-80	... Hou	... L	... 14-17
9-13-81	... Clev	... W	... 9-3
12-3-81	... Hou	... W	... 17-13
12-26-82	... Hou	... L	... 14-20
10-30-83	... Clev	... L(ot)	... 19-25
12-11-83	... Hou	... W	... 27-34
11-25-84	... Clev	... L	... 10-27
12-16-84	... Hou	... L	... 20-27
10-13-85	... Hou	... L	... 6-21
12-15-85	... Clev	... L	... 21-28
9-14-86	... Hou	... L	... 20-23
11-30-86	... Clev	... L(ot)	... 10-13
10-11-87	... Clev	... W	... 15-10
11-22-87	... Hou	... L	... 7-40
11-7-88	... Hou	... W	... 24-17
12-18-88	... Clev	... L	... 23-28
12-24-88	... f-Clev	... W	... 24-23
10-29-89	... Clev	... L	... 17-28
12-23-89	... Hou	... L	... 20-24

11-18-90	... Clev	... W	... 35-23
12-9-90	... Hou	... W	... 58-14
11-17-91	... Hou	... W	... 28-24
12-15-91	... Clev	... W	... 17-14
11-8-92	... Hou	... L	... 14-24
12-20-92	... Clev	... W	... 17-14
11-21-93	... Clev	... W	... 27-20
12-12-93	... Hou	... W	... 19-17
10-13-94	... Hou	... L	... 8-11
11-27-94	... Clev	... L	... 10-34
9-17-95	... Hou	... L	... 7-14
11-5-95	... Clev	... W	... 37-10
9-19-99	... Tenn	... W	... 26-9
11-28-99	... Clev	... W	... 33-21
11-19-00	... Tenn	... W	... 24-10
12-17-00	... Clev	... W	... 24-0
12-2-01	... Clev	... W	... 31-15
12-30-01	... Tenn	... L	... 38-41
9-22-02	... Tenn	... L(ot)	... 28-31
11-6-05	... Clev	... L	... 14-20
12-7-08	... Tenn	... W	... 28-9

Total Points: Titans 1,177, Browns 1,205
 Longest Win Streak: 6 (1995-01)
 Longest Losing Streak: 9 (1970-74)
 At LP Field: 3-2
 At Cleveland Browns Stadium: 3-1
 Sweeps: Titans (1975, 78, 81, 90, 91, 93, 99, 00)
 Browns (1970, 71, 72, 73, 76, 84, 85, 86, 89, 94)

DALLAS COWBOYS

Reg. Season: 5-7; Playoffs: 0-0
 Reg. Home: 2-4; Reg. Away: 3-3

Date	Site	Result	Score
12-20-70	... Dal	... L	... 10-52
11-24-74	... Hou	... L	... 0-10
11-22-79	... Dal	... W	... 30-24
12-13-82	... Hou	... L	... 7-37
9-29-85	... Hou	... L	... 10-17
11-24-88	... Dal	... W	... 25-17
11-10-91	... Hou	... W(ot)	... 26-23
9-11-94	... Dal	... L	... 17-20
11-27-97	... Dal	... W	... 27-14
12-25-00	... Tenn	... W	... 31-0
9-15-02	... Dal	... L	... 13-21
10-1-06	... Tenn	... L	... 14-45

Total Points: Titans 210, Cowboys 280
 Longest Win Streak: 2 (last, 1997-00)
 Longest Losing Streak: 2 (last, 2002-06)
 At LP Field: 1-1
 At Texas Stadium: 3-3

DENVER BRONCOS

Reg. Season: 20-13-1; Playoffs: 1-2
 Reg. Home: 13-5; Reg. Away: 7-8-1

Date	Site	Result	Score
11-6-60	... Den	... W	... 45-25
11-20-60	... Hou	... W	... 20-10
11-5-61	... Den	... W	... 55-13
11-26-61	... Hou	... W	... 45-14
10-21-62	... Den	... L	... 10-20
12-2-62	... Hou	... W	... 34-17
9-14-63	... Hou	... W	... 14-20
10-13-63	... Den	... W	... 33-24
9-27-64	... Den	... W	... 38-17
12-20-64	... Hou	... W	... 34-15
10-17-65	... Den	... L	... 17-28
11-14-65	... Hou	... L	... 21-31
9-3-66	... Hou	... W	... 45-7
10-2-66	... Den	... L	... 38-40
10-1-67	... Hou	... W	... 10-6
11-12-67	... Den	... W	... 20-18
11-17-68	... Hou	... W	... 38-17
10-26-69	... Hou	... W	... 24-21
11-16-69	... Den	... T	... 20-20

11-29-70	... Hou	... W	... 31-21
9-17-72	... Den	... L	... 17-30
10-14-73	... Hou	... L	... 20-48
12-8-74	... Den	... L	... 14-38
10-10-76	... Hou	... W	... 17-3
12-4-77	... Hou	... L	... 14-24
12-23-79	... f-Hou	... W	... 13-7
11-2-80	... Den	... W	... 20-16
10-9-83	... Hou	... L	... 14-26
10-6-85	... Den	... L	... 20-31
10-4-87	... Den	... W	... 40-10
1-10-87	... d-Den	... L	... 10-34
10-6-91	... Hou	... W	... 42-14
1-4-92	... d-Den	... L	... 24-26
10-18-92	... Den	... L	... 21-27
11-26-95	... Hou	... W	... 42-33
12-25-04	... Tenn	... L	... 16-37
11-19-07	... Den	... L	... 20-34

Total Points: Titans 962, Broncos 816
 Longest Win Streak: 5 (1962-65)
 Longest Losing Streak: 3 (1972-74)
 At LP Field: 0-1
 At Invesco Field: 0-1
 Sweeps: Titans (1960, 61, 63, 64, 67, 68); Broncos (1965)

DETROIT LIONS

Reg. Season: 7-3; Playoffs: 0-0
 Reg. Home: 4-2; Reg. Away: 3-1

Date	Site	Result	Score
10-17-71	... Hou	... L	... 7-31
10-26-75	... Hou	... W	... 24-8
11-13-83	... Hou	... W	... 27-17
10-5-86	... Det	... L	... 13-24
11-5-89	... Hou	... W	... 35-31
11-26-92	... Det	... W	... 24-21
12-10-95	... Hou	... L	... 17-24
10-21-01	... Det	... W	... 27-24
1-2-05	... Tenn	... W	... 24-19
11-27-08	... Det	... W	... 47-10

Total Points: Titans 245, Lions 209
 Longest Win Streak: 3 (last, 2001-08)
 Longest Losing Streak: 1 (last, 1995)
 At LP Field: 1-0
 At Ford Field: 1-0

GREEN BAY PACKERS

Reg. Season: 6-4; Playoffs: 0-0
 Reg. Home: 2-3; Reg. Away: 4-1

Date	Site	Result	Score
11-19-72	... Hou	... L	... 10-23
9-25-77	... GB	... W	... 16-10
12-14-80	... GB	... W	... 22-3
9-4-83	... Hou	... L(ot)	... 38-41
9-7-86	... GB	... W	... 31-3
12-13-92	... Hou	... L	... 14-16
12-20-98	... GB	... L	... 22-30
12-16-01	... Tenn	... W	... 26-20
10-11-04	... GB	... W	... 48-27
11-02-08	... Tenn	... W(ot)	... 19-16

Total Points: Titans 246, Packers 189
 Longest Win Streak: 3 (last, 2001-08)
 Longest Losing Streak: 2 (1992-98)
 At LP Field: 2-0
 At Lambeau Field: 4-1

HOUSTON TEXANS

Reg. Season: 11-3; Playoffs: 0-0
 Reg. Home: 6-1; Reg. Away: 5-2

Date	Site	Result	Score
11-10-02	... Tenn	... W	... 17-10
12-29-02	... Hou	... W	... 13-3
10-12-03	... Tenn	... W	... 38-17
12-21-03	... Hou	... W	... 27-24

ALL-TIME SERIES RESULTS

10-17-04	..Tenn	..L	..10-20
11-28-04	..Hou	..L	..21-31
10-9-05	..Hou	..W	..34-20
12-11-05	..Tenn	..W	..13-10
10-29-06	..Tenn	..W	..28-22
12-10-06	..Hou	..W(ot)	..26-20
10-21-07	..Hou	..W	..38-36
12-2-07	..Tenn	..W	..28-20
9-21-08	..Tenn	..W	..31-12
12-14-08	..Hou	..L	..12-13

Total Points: Titans 336, Texans 258
 Longest Win Streak: 7 (last, 2005-08)
 Longest Losing Streak: 2 (2004)
 At LP Field: 6-1
 At Reliant Stadium: 5-2
 Sweeps: Titans (2002, 03, 05, 06, 07); Texans (2004)

INDIANAPOLIS COLTS

Reg. Season: 12-16; Playoffs: 1-0
 Reg. Home: 6-6; Reg. Away: 6-10

Date	Site	Result	Score
10-11-70	..Hou	..L	..20-24
11-4-73	..Balt	..W	..31-27
11-1-76	..Balt	..L	..14-38
10-14-79	..Balt	..W	..28-16
9-21-80	..Hou	..W	..21-16
12-18-83	..Balt	..L	..10-20
9-9-84	..Hou	..L	..21-35
12-22-85	..Ind	..L	..16-34
11-23-86	..Hou	..W	..31-17
11-29-87	..Ind	..L	..27-51
9-4-88	..Ind	..W(ot)	..17-14
9-23-90	..Hou	..W	..24-10
11-13-92	..Ind	..W	..20-10
9-4-94	..Ind	..L	..21-45
1-16-00	..d-Ind	..W	..19-16
11-3-02	..Ind	..W	..23-15
12-8-02	..Tenn	..W	..27-17
11-9-03	..Ind	..L	..7-33
12-7-03	..Tenn	..L	..27-29
9-19-04	..Tenn	..L	..17-31
12-5-04	..Ind	..L	..24-51
10-2-05	..Tenn	..L	..10-31
12-4-05	..Ind	..L	..3-35
10-8-06	..Ind	..L	..13-14
12-3-06	..Tenn	..W	..20-17
9-16-07	..Tenn	..L	..20-22
12-30-07	..Ind	..W	..16-10
10-27-08	..Tenn	..W	..31-21
12-28-08	..Ind	..L	..0-23

Total Points: Titans 558, Colts 722
 Longest Win Streak: 3 (last, 1999-02)
 Longest Losing Streak: 7 (2003-06)
 At LP Field: 3-4
 At RCA Dome: 5-8
 Sweeps: Titans (2002); Colts (2003, 04, 05)

JACKSONVILLE JAGUARS

Reg. Season: 16-12; Playoffs: 1-0
 Reg. Home: 7-7; Reg. Away: 9-5

Date	Site	Result	Score
9-3-95	..Jax	..W	..10-3
10-1-95	..Hou	..L	..17-16
9-8-96	..Jax	..W	..34-27
12-8-96	..Hou	..L	..17-23
11-2-97	..Tenn	..L	..24-30
11-16-97	..Jax	..L	..9-17
9-27-98	..Tenn	..L	..22-27
12-13-98	..Jax	..W	..16-13
9-26-99	..Jax	..W	..20-19
12-16-99	..Tenn	..W	..41-14
1-23-00	..c-Jax	..W	..33-14
10-16-00	..Tenn	..W	..27-13

11-26-00	..Jax	..L	..13-16
9-23-01	..Jax	..L	..6-13
11-4-01	..Tenn	..W	..28-24
10-13-02	..Tenn	..W	..23-14
12-22-02	..Jax	..W	..28-10
10-28-03	..Jax	..W	..30-17
11-16-03	..Tenn	..W	..10-3
9-26-04	..Tenn	..L	..15-12
11-21-04	..Jax	..W	..18-15
11-20-05	..Tenn	..L	..28-31
1-1-06	..Jax	..L	..13-40
11-5-06	..Jax	..L	..7-37
12-17-06	..Tenn	..W	..24-17
9-9-07	..Jax	..W	..13-10
11-11-07	..Tenn	..L	..13-28
9-7-08	..Tenn	..W	..17-10
11-16-08	..Jax	..W	..24-14

Total Points: Titans 576, Jaguars 531
 Longest Win Streak: 5 (last, 2001-03)
 Longest Losing Streak: 4 (1996-98)
 At LP Field: 7-3
 At Jacksonville Municipal Stadium: 10-5
 Sweeps: Titans (1999, 02, 08);
 Jaguars (1997, 05)

KANSAS CITY CHIEFS

Reg. Season: 20-25; Playoffs: 0-2
 Reg. Home: 12-9; Reg. Away: 8-16

Date	Site	Result	Score
10-16-60	..Hou	..W	..20-10
12-4-60	..Dal	..L	..0-24
10-1-61	..Dal	..L	..21-26
10-22-61	..Hou	..W	..38-7
10-28-62	..Hou	..L	..7-31
11-4-62	..Dal	..W	..14-6
12-23-62	..a-Hou	..L(ot)	..17-20
10-6-63	..KC	..L	..7-28
10-27-63	..Hou	..W	..28-7
10-4-64	..KC	..L	..7-28
11-22-64	..Hou	..L	..19-28
10-24-65	..Hou	..W	..38-36
11-28-65	..KC	..L	..21-52
10-30-66	..KC	..L	..23-48
9-9-67	..Hou	..L	..20-25
10-22-67	..KC	..W	..24-19
9-9-68	..Hou	..L	..21-26
11-28-68	..KC	..L	..10-24
10-12-69	..KC	..L	..0-24
11-8-70	..KC	..L	..9-24
9-26-71	..Hou	..L	..16-20
11-18-73	..KC	..L	..14-38
9-29-74	..Hou	..L	..7-17
11-2-75	..KC	..W	..17-13
11-27-77	..Hou	..W	..34-20
9-10-78	..KC	..W	..20-17
9-16-79	..Hou	..W	..20-6
10-12-80	..KC	..L	..20-21
11-15-81	..KC	..L	..10-23
10-23-83	..Hou	..L	..10-13
11-11-84	..KC	..W	..16-17
11-3-85	..Hou	..W	..23-20
9-21-86	..KC	..L	..13-27
10-9-88	..Hou	..W	..7-6
11-26-89	..KC	..L	..0-34
12-16-90	..KC	..W	..27-10
9-16-91	..Hou	..W	..17-7
9-20-92	..Hou	..W(ot)	..23-20
12-9-93	..Hou	..W	..30-0
1-16-94	..d-Hou	..L	..20-28
12-18-94	..KC	..L	..9-31
11-19-95	..KC	..L	..13-20
9-1-96	..Hou	..L	..19-20
9-10-00	..Tenn	..W(ot)	..17-14
12-13-04	..Tenn	..L	..38-49
12-16-07	..KC	..W	..26-17
10-19-08	..KC	..W	..34-10

Total Points: Titans 845, Chiefs 1010
 Longest Win Streak: 4 (last, 1990-93)
 Longest Losing Streak: 7 (1968-74)
 At LP Field: 1-1
 At Arrowhead Stadium: 6-7
 Sweeps: Titans (0); Chiefs (1964, 68)

MIAMI DOLPHINS

Reg. Season: 13-17; Playoffs: 1-0
 Reg. Home: 7-7; Reg. Away: 6-10

Date	Site	Result	Score
10-23-66	..Hou	..L	..13-20
12-18-66	..Mia	..L	..28-29
12-3-67	..Hou	..W	..17-14
12-23-67	..Mia	..W	..41-10
9-14-68	..Mia	..W	..24-10
10-6-68	..Hou	..L	..7-24
9-28-69	..Hou	..W	..22-10
11-23-69	..Mia	..W	..32-7
9-27-70	..Hou	..L	..10-20
9-24-72	..Mia	..L	..13-34
11-16-75	..Hou	..W	..20-19
10-2-77	..Mia	..L	..7-27
11-20-78	..Hou	..W	..35-30
12-24-78	..f-Mia	..W	..17-9
11-5-79	..Mia	..W	..9-6
9-20-81	..Hou	..L	..10-16
12-4-83	..Hou	..L	..17-24
10-14-84	..Mia	..L	..10-28
9-8-85	..Hou	..W	..26-23
11-2-86	..Mia	..L	..7-28
10-1-89	..Hou	..W	..39-7
10-20-91	..Mia	..W	..17-13
11-22-92	..Mia	..L	..16-19
11-17-96	..Hou	..L	..20-23
9-7-97	..Mia	..L(ot)	..13-16
11-7-99	..Mia	..L	..0-17
9-9-01	..Tenn	..L	..23-31
11-9-03	..Tenn	..W	..31-7
9-11-04	..Mia	..W	..17-7
12-24-05	..Mia	..L	..10-24
9-24-06	..Mia	..L	..10-13

Total Points: Titans 561, Dolphins 565
 Longest Win Streak: 3 (1978-79)
 Longest Losing Streak: 5 (1992-01)
 At LP Field: 1-1
 At Dolphin Stadium: 2-5
 Sweeps: Titans (1967, 69);
 Dolphins (1966)

MINNESOTA VIKINGS

Reg. Season: 4-7; Playoffs: 0-0
 Reg. Home: 3-1; Reg. Away: 1-6

Date	Site	Result	Score
10-13-74	..Min	..L	..10-51
12-21-80	..Hou	..W	..20-16
10-16-83	..Min	..L	..14-34
12-14-86	..Hou	..W	..23-10
9-10-89	..Min	..L	..7-38
11-15-92	..Min	..W	..17-13
10-8-95	..Min	..L	..17-23
12-26-98	..Tenn	..L	..16-26
12-9-01	..Min	..L	..24-42
10-24-04	..Min	..L	..3-20
9-28-08	..Tenn	..W	..30-17

Total Points: Titans 181, Vikings 290
 Longest Win Streak: 1 (Last, 2008)
 Longest Losing Streak: 4 (1995-04)
 At LP Field: 1-0
 At Metrodome: 1-5

NEW ENGLAND PATRIOTS

Reg. Season: 15-20-1; Playoffs: 1-1
 Reg. Home: 10-6; Reg. Away: 5-14-1

Date	Site	Result	Score
11-25-60	..NE	..W	..24-10

Front Office

Coaching Staff

Players

Rookies

2008 Season

Records

HISTORY

Playoff History

Sidelines

ALL-TIME SERIES RESULTS

Front Office

Coaching Staff

Players

Rookies

2008 Season

Records

HISTORY

Playoff History

Sidelines

12-18-60	...	Hou	...	W	...	37-21
10-13-61	...	NE	...	T	...	31-31
11-12-61	...	Hou	...	W	...	27-15
9-16-62	...	NE	...	L	...	21-34
11-18-62	...	Hou	...	W	...	21-17
11-1-63	...	NE	...	L	...	3-45
12-8-63	...	Hou	...	L	...	28-46
11-6-64	...	NE	...	L	...	24-25
11-29-64	...	Hou	...	L	...	17-34
9-19-65	...	Hou	...	W	...	10-31
12-18-65	...	NE	...	L	...	14-42
9-25-66	...	NE	...	L	...	21-27
11-13-66	...	Hou	...	L	...	14-38
11-5-67	...	NE	...	L	...	7-18
11-26-67	...	Hou	...	W	...	27-6
10-13-68	...	NE	...	W	...	16-0
12-15-68	...	Hou	...	W	...	45-17
11-2-69	...	NE	...	L	...	0-24
12-14-69	...	Hou	...	W	...	23-27
11-7-71	...	NE	...	L	...	20-28
11-25-73	...	Hou	...	L	...	0-32
9-21-75	...	NE	...	W	...	7-0
11-12-78	...	NE	...	W	...	26-23
12-31-78	...	d-NE	...	W	...	31-14
11-10-80	...	Hou	...	W	...	38-34
10-18-81	...	NE	...	L	...	10-38
11-28-82	...	NE	...	L	...	21-29
10-18-87	...	Hou	...	L	...	7-21
9-25-88	...	Hou	...	W	...	31-6
10-8-89	...	NE	...	L	...	13-23
9-22-91	...	NE	...	L	...	20-24
10-17-93	...	NE	...	W	...	28-14
9-20-98	...	NE	...	L	...	16-27
12-16-02	...	Tenn	...	W	...	24-7
10-5-03	...	d-NE	...	L	...	30-38
1-10-04	...	d-NE	...	L	...	14-17
12-31-06	...	Tenn	...	L	...	23-40

Total Points: Titans 794, Patriots 898
 Longest Win Streak: 4 (1975-80)
 Longest Losing Streak: 4 (1965-67)
 At LP Field: 1-1
 At Gillette Stadium: 0-2
 Sweeps: Titans (1960, 68); Patriots (1963, 64, 66)

NEW ORLEANS SAINTS

Reg. Season: 7-4-1; Playoffs: 0-0
 Reg. Home: 2-2-1; Reg. Away: 5-2

Date	Site	Result	Score			
10-3-71	...	Hou	...	T	...	13-13
10-3-76	...	NO	...	W	...	31-26
12-10-78	...	NO	...	W	...	17-12
11-22-81	...	Hou	...	L	...	24-27
9-30-84	...	Hou	...	L	...	10-27
12-13-87	...	NO	...	L	...	10-24
10-21-90	...	Hou	...	W	...	23-10
9-5-93	...	NO	...	L	...	21-33
11-10-96	...	NO	...	W	...	31-21
10-17-99	...	NO	...	W	...	24-14
9-21-03	...	Tenn	...	W	...	27-12
9-24-07	...	NO	...	W	...	31-14

Total Points: Titans 262, Saints 233
 Longest Win Streak: 4 (1996-07)
 Longest Losing Streak: 3 (1981-87)
 At LP Field: 1-0
 At Superdome: 5-2

NEW YORK GIANTS

Reg. Season: 4-5; Playoffs: 0-0
 Reg. Home: 3-2; Reg. Away: 1-3

Date	Site	Result	Score			
9-16-73	...	NY	...	L	...	14-34
12-5-82	...	NY	...	L	...	14-17
12-8-85	...	Hou	...	L	...	14-35
12-21-91	...	NY	...	L	...	20-24
11-21-94	...	Hou	...	L	...	10-13
11-9-97	...	Tenn	...	W	...	10-6

10-1-00	...	Tenn	...	W	...	28-14
12-1-02	...	NY	...	W(ot)	...	32-29
11-26-06	...	Tenn	...	W	...	24-21

Total Points: Titans 166, Giants 193
 Longest Win Streak: 4 (1997-06)
 Longest Losing Streak: 5 (1973-94)
 At LP Field: 2-0
 At Giants Stadium: 1-2

NEW YORK JETS

Reg. Season: 21-16-1; Playoffs: 1-0
 Reg. Home: 15-5; Reg. Away: 6-11-1

Date	Site	Result	Score			
10-9-60	...	Hou	...	W	...	27-21
10-23-60	...	NY	...	W	...	42-28
11-19-61	...	Hou	...	W	...	49-13
10-10-61	...	NY	...	W	...	48-21
10-14-62	...	Hou	...	W	...	56-17
12-15-62	...	NY	...	W	...	44-10
9-22-63	...	NY	...	L	...	17-24
11-10-63	...	Hou	...	W	...	31-27
10-17-64	...	NY	...	L	...	21-24
12-13-64	...	Hou	...	W	...	33-17
9-12-65	...	Hou	...	W	...	27-21
11-21-65	...	NY	...	L	...	14-41
9-18-66	...	NY	...	L	...	13-52
10-16-66	...	Hou	...	W	...	24-0
10-15-67	...	NY	...	T	...	28-28
10-20-68	...	Hou	...	L	...	14-20
11-10-68	...	NY	...	L	...	7-26
10-20-69	...	NY	...	L	...	17-26
12-6-69	...	Hou	...	L	...	26-34
10-1-72	...	Hou	...	W	...	26-20
11-3-74	...	NY	...	W	...	27-22
9-18-77	...	Hou	...	W	...	20-0
10-28-79	...	Hou	...	W	...	27-24
11-23-80	...	NY	...	L(ot)	...	28-31
9-27-81	...	NY	...	L	...	17-33
11-18-84	...	Hou	...	W	...	31-20
9-18-88	...	NY	...	L	...	3-45
10-28-90	...	Hou	...	L	...	12-17
10-13-91	...	NY	...	W	...	23-20
12-29-91	...	f-Hou	...	W	...	17-10
1-2-94	...	Hou	...	W	...	24-0
12-24-94	...	Hou	...	W	...	24-10
12-17-95	...	Hou	...	W	...	23-6
12-1-96	...	NY	...	W	...	35-10
11-22-98	...	Tenn	...	L	...	3-24
12-1-03	...	NY	...	L	...	17-24
9-10-06	...	Tenn	...	L	...	16-23
12-23-07	...	Tenn	...	W	...	10-6
11-23-08	...	Tenn	...	L	...	13-34

Total Points: Titans 934, Jets 829
 Longest Win Streak: 6 (last, 1991-96)
 Longest Losing Streak: 4 (1968-69)
 At LP Field: 1-2
 At Giants Stadium: 2-2
 Sweeps: Titans (1960, 61, 62); Jets (1968, 69)

OAKLAND RAIDERS

Reg. Season: 18-23; Playoffs: 0-4
 Reg. Home: 14-11; Reg. Away: 4-12

Date	Site	Result	Score			
9-11-60	...	Oak	...	W	...	37-22
9-25-60	...	Hou	...	L	...	13-14
9-9-61	...	Hou	...	W	...	55-0
12-17-61	...	Oak	...	W	...	47-16
11-11-62	...	Oak	...	W	...	28-20
12-9-62	...	Hou	...	W	...	32-17
9-7-63	...	Hou	...	L	...	13-24
12-22-63	...	Oak	...	L	...	49-52
9-19-64	...	Hou	...	W	...	42-28
11-15-64	...	Oak	...	L	...	10-20
9-26-65	...	Oak	...	L	...	17-21
11-7-65	...	Hou	...	L	...	21-33
9-10-66	...	Hou	...	W	...	31-0

11-6-66	...	Oak	...	L	...	23-38
12-10-67	...	Hou	...	L	...	7-19
12-31-67	...	a-Oak	...	L	...	7-40
9-29-68	...	Hou	...	L	...	15-24
9-14-69	...	Oak	...	L	...	17-21
12-21-69	...	ad-Oak	...	L	...	7-56
11-14-71	...	Oak	...	L	...	21-41
10-9-72	...	Hou	...	L	...	0-34
12-2-73	...	Hou	...	L	...	6-17
12-14-75	...	Hou	...	W	...	27-26
9-26-76	...	Hou	...	L	...	13-14
11-13-77	...	Oak	...	L	...	29-34
10-8-78	...	Oak	...	L	...	17-21
11-11-79	...	Hou	...	W	...	31-17
12-28-80	...	f-Oak	...	L	...	7-27
11-8-81	...	Hou	...	W	...	17-16
9-11-83	...	LA	...	L	...	16-20
9-2-84	...	Hou	...	L	...	14-24
10-26-86	...	Hou	...	L	...	17-28
9-11-88	...	Hou	...	W	...	38-35
11-19-89	...	Hou	...	W	...	23-7
9-1-91	...	Hou	...	W	...	47-17
10-30-94	...	LA	...	L	...	14-17
8-31-97	...	Tenn	...	W(ot)	...	24-21
12-9-99	...	Tenn	...	W	...	21-14
12-22-01	...	Oak	...	W	...	13-10
9-29-02	...	Oak	...	L	...	25-52
1-19-03	...	c-Oak	...	L	...	24-41
9-7-03	...	Tenn	...	W	...	25-20
12-19-04	...	Oak	...	L	...	35-40
10-30-05	...	Tenn	...	L	...	25-34
10-28-07	...	Tenn	...	W	...	13-9

Total Points: Titans 1,003, Raiders 1,101
 Longest Win Streak: 4 (1961-62)
 Longest Losing Streak: 9 (1966-73)
 At LP Field: 3-1
 At Network Associates Coliseum: 1-11
 Sweeps: Titans (1961,62); Raiders (1963, 65)

PHILADELPHIA EAGLES

Reg. Season: 3-6; Playoffs: 0-0
 Reg. Home: 1-3; Reg. Away: 2-3

Date	Site	Result	Score			
11-12-72	...	Hou	...	L	...	17-18
12-16-79	...	Hou	...	L	...	20-26
12-19-82	...	Phil	...	L	...	14-35
10-2-88	...	Phil	...	L	...	23-32
12-2-91	...	Hou	...	L	...	6-13
10-24-94	...	Phil	...	L	...	6-21
12-3-00	...	Phil	...	W	...	15-13
9-8-02	...	Tenn	...	W	...	27-24
11-19-06	...	Phil	...	W	...	31-13

Total Points: Titans 159, Eagles 195
 Longest Win Streak: 3 (2000-06)
 Longest Losing Streak: 6 (1972-94)
 At LP Field: 1-0
 At Lincoln Financial Field: 1-0

PITTSBURGH STEELERS

Reg. Season: 29-38; Playoffs: 1-3
 Reg. Home: 18-16; Reg. Away: 11-22

Date	Site	Result	Score			
9-20-70	...	Pitt	...	W	...	19-7
10-18-70	...	Hou	...	L	...	3-7
10-24-71	...	Pitt	...	L	...	16-23
12-5-71	...	Hou	...	W	...	29-3
10-15-72	...	Pitt	...	L	...	7-24
12-10-72	...	Hou	...	L	...	3-9
9-30-73	...	Hou	...	L	...	7-36
12-9-73	...	Pitt	...	L	...	7-33
10-6-74	...	Hou	...	L	...	7-13
12-1-74	...	Pitt	...	W	...	13-10
11-9-75	...	Pitt	...	L	...	17-24
11-24-75	...	Hou	...	L	...	9-32

ALL-TIME SERIES RESULTS

11-21-76	...Pitt	...L	16-32
10-11-76	...Hou	...L	0-21
10-9-77	...Hou	...W	27-10
10-23-77	...Pitt	...L	10-27
10-23-78	...Pitt	...W	24-17
12-3-78	...Hou	...L	3-13
1-7-79	...c-Pitt	...L	5-34
9-9-79	...Pitt	...L	7-38
12-10-79	...Hou	...W	20-17
1-6-80	...c-Pitt	...L	13-27
9-7-80	...Pitt	...L	17-31
12-4-80	...Hou	...W	6-0
10-26-81	...Pitt	...L	13-26
12-20-81	...Hou	...W	21-20
11-21-82	...Hou	...L	10-24
9-18-83	...Hou	...L	28-40
10-2-83	...Pitt	...L	10-17
11-4-84	...Pitt	...L	7-35
12-2-84	...Hou	W(ot)	23-20
9-22-85	...Pitt	...L	0-20
11-17-85	...Hou	...L	7-30
9-28-86	...Hou	L(ot)	16-22
11-16-86	...Pitt	...L	10-21
11-15-87	...Pitt	...W	23-3
12-20-87	...Hou	...W	24-16
10-16-88	...Pitt	...W	34-14
12-4-88	...Hou	...L	34-37
10-22-89	...Hou	...W	27-0
12-3-89	...Pitt	...W	23-16
12-31-89	f-Hou	L(ot)	26-23
9-16-90	...Pitt	...L	9-20
12-30-90	...Hou	...W	34-14
11-24-91	...Pitt	...L	14-26
12-8-91	...Hou	...W	31-6
9-6-92	...Hou	...L	24-29
11-1-92	...Pitt	...L	20-21
11-28-93	...Hou	...W	23-3
12-19-93	...Pitt	...W	26-17
10-3-94	...Pitt	...L	14-30
11-6-94	...Hou	L(ot)	9-12
9-10-95	...Hou	...L	17-34
12-3-95	...Pitt	...L	7-21
9-29-96	...Pitt	...L	16-30
10-20-96	...Hou	...W	23-13
9-28-97	...Pitt	...L	24-37
12-21-97	...Tenn	...W	16-6
11-1-98	...Pitt	...W	41-31
11-15-98	...Tenn	...W	23-14
11-21-99	...Tenn	...W	16-10
1-2-00	...Pitt	...W	47-36
9-24-00	...Pitt	...W	23-20
11-5-00	...Tenn	...W	9-7
10-29-01	...Pitt	...L	7-34
11-25-01	...Tenn	...L	24-34
11-17-02	...Tenn	...W	31-23
1-11-03	d-Tenn	W(ot)	34-31
9-28-03	...Pitt	...W	30-13
9-11-05	...Pitt	...L	7-34
12-21-08	...Tenn	...W	31-14

Total Points: Titans 1,248, Steelers 1,495
 Longest Win Streak: 7 (1997-00)
 Longest Losing Streak: 5 (last, 1994-96)
 At LP Field: 5-1
 At Heinz Field: 1-2
 Sweeps: Titans (1987, 89, 93, 98, 99, 00); Steelers (1972, 73, 75, 76, 83, 85, 86, 92, 94, 95, 01)

ST. LOUIS RAMS

Reg. Season: 3-6; Playoffs: 0-1
 Reg. Home: 2-3; Reg. Away: 1-3

Date	Site	Result	Score
10-7-73	...Hou	...L	26-31
9-24-78	...Hou	...L	6-10
9-6-81	...LA	...W	27-20
12-9-84	...LA	...L	16-27

9-13-87	...Hou	...W	20-16
11-4-90	...LA	...L	13-17
9-26-93	...Hou	...L	28-13
10-31-99	...Tenn	...W	24-21
1-30-00	s-Atl	...L	16-23
9-25-05	...St.L	...L	27-31

Total Points: Titans 188, Rams 224
 Longest Win Streak: 1 (Last, 1999)
 Longest Losing Streak: 2 (last, 2000-05)
 At LP Field: 1-0
 At Edward Jones Dome: 0-1

SAN DIEGO CHARGERS

Reg. Season: 13-22-1; Playoffs: 3-1
 Reg. Home: 10-8; Reg. Away: 3-14-1

Date	Site	Result	Score
9-18-60	...Hou	...W	38-28
11-13-60	...LA	...L	21-24
1-1-61	a-Hou	...W	24-16
9-24-61	...SD	...L	24-34
12-3-61	...Hou	...W	33-13
12-24-61	a-SD	...W	10-3
9-23-62	...SD	...W	42-17
11-25-62	...Hou	...W	33-27
12-1-63	...SD	...L	0-27
12-15-63	...Hou	...L	14-20
9-12-64	...SD	...L	21-27
10-25-64	...Hou	...L	17-20
10-3-65	...SD	...L	14-31
12-12-65	...Hou	...L	26-37
12-4-66	...Hou	...L	22-28
9-24-67	...SD	...L	3-13
12-16-67	...Hou	...W	17-24
9-21-68	...SD	...L	14-30
11-27-69	...Hou	...L	17-21
10-25-70	...SD	...T	31-31
12-19-71	...Hou	...W	49-33
11-26-72	...SD	...L	20-34
9-15-74	...Hou	...W	21-14
9-28-75	...Hou	...W	33-17
10-17-76	...SD	...L	27-30
12-17-78	...Hou	...L	24-45
12-29-79	d-SD	...W	17-14
9-16-84	...SD	...L	14-31
11-24-85	...Hou	...W	37-35
12-7-86	...SD	...L	0-27
12-6-87	...Hou	...W	33-18
9-17-89	...SD	...W	34-27
9-30-90	...SD	...W	17-7
9-27-92	...Hou	...W	27-0
9-19-93	...SD	...L	17-18
9-13-98	...Tenn	...L	7-13
10-3-04	...SD	...L	17-38
9-17-06	...SD	...L	7-40
12-9-07	...Tenn	L (ot)	17-23
1-6-08	f-SD	...L	6-17

Total Points: Titans 852, Chargers 945
 Longest Win Streak: 4 (1987-92)
 Longest Losing Streak: 8 (1963-67)
 At LP Field: 0-1
 At Qualcomm Stadium: 3-10-1
 Sweeps: Titans (1962); Chargers (1963, 64, 65)

SAN FRANCISCO 49ERS

Reg. Season: 4-7; Playoffs: 0-0
 Reg. Home: 2-4; Reg. Away: 2-3

Date	Site	Result	Score
11-15-70	...Hou	...L	20-30
12-7-75	...SF	...W	27-13
9-17-78	...Hou	...W	20-19
12-13-81	...SF	...L	6-28
10-21-84	...Hou	...L	21-34
11-8-87	...SF	...L	20-27

10-7-90	...Hou	...L	21-24
12-25-93	...SF	...W	10-7
10-27-96	...Hou	...L	9-10
10-3-99	...SF	...L	22-24
11-27-05	...Tenn	...W	33-22

Total Points: Titans 209, 49ers 238
 Longest Win Streak: 2 (1975-78)
 Longest Losing Streak: 4 (1981-90)
 At LP Field: 1-0
 At Monsther Park: 2-3

SEATTLE SEAHAWKS

Reg. Season: 4-9; Playoffs: 1-0
 Reg. Home: 3-3; Reg. Away: 1-6

Date	Site	Result	Score
11-20-77	...Sea	...W	22-10
10-21-79	...Sea	...L	14-34
10-5-80	...Hou	...L	7-26
10-11-81	...Hou	...W	35-17
9-19-82	...Hou	...W	23-21
1-3-88	f-Hou	W(ot)	23-20
11-13-88	...Sea	...L	24-27
12-2-90	...Sea	L(ot)	10-13
11-7-93	...Hou	...W	24-14
12-11-94	...Hou	...L	14-16
11-3-96	...Sea	...L	16-23
10-5-97	...Sea	...L	13-16
11-29-98	...Sea	...L	18-20
12-18-05	...Tenn	...L	24-28

Total Points: Titans 267, Seahawks 285
 Longest Win Streak: 3 (1981-87)
 Longest Losing Streak: 5 (1994-05)
 At LP Field: 0-1
 At Quest Field: 0-0

TAMPA BAY BUCCANEERS

Reg. Season: 7-2; Playoffs: 0-0
 Reg. Home: 6-0; Reg. Away: 1-2

Date	Site	Result	Score
9-12-76	...Hou	...W	20-0
10-19-80	...Hou	...W	20-14
11-27-83	...TB	...L	24-33
12-10-89	...Hou	...W	20-17
10-29-95	...Hou	...W	19-7
11-8-98	...TB	...W	31-22
10-14-01	...Tenn	W(ot)	31-28
12-28-03	...Tenn	...W	33-13
10-14-07	...TB	...L	10-13

Total Points: Titans 208, Buccaneers 147
 Longest Win Streak: 5 (1989-03)
 Longest Losing Streak: 1 (1983)
 At LP Field: 2-0
 At Raymond James Stadium: 1-1

WASHINGTON REDSKINS

Reg. Season: 6-4; Playoffs: 0-0
 Reg. Home: 3-1; Reg. Away: 3-3

Date	Site	Result	Score
10-10-71	...Wash	...L	13-22
10-19-75	...Hou	...W	13-10
9-2-79	...Wash	...W	29-27
9-15-85	...Wash	...L	16-13
10-30-88	...Hou	...W	41-17
11-3-91	...Wash	L(ot)	13-16
10-19-97	...Tenn	...W	28-14
10-30-00	...Wash	...W	27-21
10-6-02	...Tenn	...L	14-31
10-15-06	...Wash	...W	25-22

Total Points: Titans 216, Redskins 196
 Longest Win Streak: 2 (last, 1997-00)
 Longest Losing Streak: 1 (last, 2002)
 At LP Field: 0-1
 At Fedex Field: 2-0

Front Office

Coaching Staff

Players

Rookies

2008 Season

Records

HISTORY

Playoff History

Schedules

ALL-TIME DRAFT SELECTIONS

Front Office

Coaching Staff

Players

Rookies

2008 Season

Records

HISTORY

Playoff History

Sidelines

2009

Rd.	Pick	Player	Pos.	College
1	30	Kenny Britt	WR	Rutgers
2	62	Sen'Derrick Marks	DT	Auburn
3a	89	Jared Cook	TE	South Carolina
3b	94	Ryan Mouton	CB	Hawaii
4a	130	Gerald McRath	LB	Southern Miss
4b	135	Troy Kropog	T/G	Tulane
5a	166	(Traded to Dallas)		
5b	173	Javon Ringer	RB	Michigan State
6a	203	Jason McCourty	CB	Rutgers
6b	206	Dominique Edison	WR	Stephen F. Austin
7a	239	Ryan Durand	G	Syracuse
7b	242	Nick Schommer	S	North Dakota St.

Draft Notes

- 4b, 5b, 6b, 7b – Awarded as compensatory selections
- 3a – Pick acquired in trade with New England for second round pick in 2010
- 5a – Pick traded to Dallas (see 2008 4c)

2008

Rd.	Pick	Player	Pos.	College
1	24	Chris Johnson	RB	East Carolina
2	54	Jason Jones	DL	Eastern Michigan
3	85	Craig Stevens	TE	California
4a	103	William Hayes	DE	Winston-Salem St.
4b	124	(Traded to Washington)		
4c	126	Lavelle Hawkins	WR	California
4d	134	Stanford Kezlar	LB	Purdue
5	157	(Traded to Washington)		
6	189	(Traded to Seattle)		
7	229	Cary Williams	CB	Washburn

Draft Notes

- 4d – Awarded as compensatory selection
- 4a – Pick acquired in trade with Washington for fourth round pick (#124 overall) and fifth round pick (#157 overall).
- 4b – Traded to Washington (see 4a)
- 4c – Pick acquired in trade with Dallas for Pacman Jones
- 5 – Pick traded to Washington (see 4a)
- 6 – Pick traded to Seattle for Bryce Fisher

2007

Rd.	Pick	Player	Pos.	College
1	19	Michael Griffin	S	Texas
2	50	Chris Henry	RB	Arizona
3	80	Paul Williams	WR	Fresno State
4a	115	Leroy Harris	G/C	N.C. State
4b	128	Chris Davis	WR	Florida State
5	152	Antonio Johnson	DT	Mississippi State
5a	188	Joel Filani	WR	Texas Tech
6b	204	Jacob Ford	DE	Central Arkansas
6c	206	Ryan Smith	CB	Florida
7	223	Mike Otto	T	Purdue

Draft Notes

- 4b – Pick acquired in trade with Baltimore for Steve McNair in 2006.
- 6b – Pick acquired in trade with San Diego for Billy Volek in 2006.
- 6c – Pick acquired in trade with Indianapolis for seventh round pick (#238 overall) in 2006. That selection was originally obtained from Indianapolis for Rocky Calmus.

2006

Rd.	Pick	Player	Pos.	College
1	3	Vince Young	QB	Texas
2a	39	(Traded to Philadelphia)		
2b	45	LenDale White	RB	USC
3	70	(Traded to Buffalo)		
4a	102	Calvin Lowry	S	Penn St.
4b	116	Stephen Tulloch	LB	NC State
5a	137	Terna Nande	LB	Miami (OH)
5b	169	Jesse Mahelona	DT	Tennessee
6	172	Jonathan Orr	WR	Wisconsin
7a	215	Cortland Finnegan	CB	Samford
7b	238	(Traded to Indianapolis)		
7c	245	Spencer Toone	LB	Utah
7d	246	Quinton Ganther	RB	Utah

Draft Notes

- 5b, 7c and 7d – awarded as compensatory selections
- 2a – Pick traded to Philadelphia (see 2b)
- 2b – Pick acquired from Philadelphia along with 2006 fourth round pick (116 overall) for the Titans second round pick (39 overall)
- 3 – Pick traded to Buffalo for RB Travis Henry in 2005
- 7b – Pick acquired from Indianapolis for LB Rocky

Calmus in 2005 and traded back to Indianapolis for sixth round selection in 2007

2005

Rd.	Pick	Player	Pos.	College
1	6	Adam Jones	CB	West Virginia
2a	37	(Traded to Detroit)		
2b	41	Michael Roos	T	E. Washington
3a	68	Courtney Roby	WR	Indiana
3b	96	Brandon Jones	WR	Oklahoma
4a	108	Vincent Fuller	S	Virginia Tech
4b	113	David Stewart	T	Mississippi St.
4c	136	Roydell Williams	WR	Tulane
5a	142	Damien Nash	RB	Missouri
5b	150	Daniel Loper	T	Texas Tech
6	179	Bo Scaife	TE	Texas
7	218	Reynaldo Hill	CB	Florida

Draft Notes

- 3b and 4c – awarded as compensatory selections
- 2a – Pick traded to Detroit (see 2b)
- 2b – Pick acquired from Detroit along with 2005 fourth round pick (113 overall) for the Titans second round pick (37 overall)
- 4b – Pick acquired from Detroit (see 2b)
- 5b – Pick acquired from Kansas City for DE Carlos Hall

2004

Rd.	Pick	Player	Pos.	College
1	27	(Traded to Houston)		
2a	40	Ben Troupe	TE	Florida
2b	42	Travis LaBoy	DE	Hawaii
2c	57	Antwan Odum	DE	Alabama
3a	71	Randy Starks	DT	Maryland
3b	92	Rich Gardner	CB	Penn State
4a	103	Bo Schobel	DE	TCU
4b	124	Michael Waddell	CB	North Carolina
5a	138	Jacob Bell	G	Miami (OH)
5b	159	(Traded to Houston)		
5c	165	Robert Reynolds	LB	Ohio State
6	191	Troy Fleming	RB	Tennessee
7a	230	Jared Claus	DT	Iowa
7b	239	Eugene Amano	C	SE Missouri St.
7c	241	Sean McHugh	TE	Penn State

Draft Notes

- 5c, 7b, 7c – awarded as compensatory selections
- 1 – Pick traded to Houston (see 2a)
- 2a – Pick acquired from Houston along with 2004 third round pick (71 overall), fourth round pick (103 overall) and fifth round pick (138 overall) for the Titans 2004 first round pick (27 overall) and fifth round pick (159 overall)
- 2b – Pick acquired from New York Jets for WR Justin McCariens
- 3a – Pick acquired in Houston trade (see 2a)
- 4a – Pick acquired in Houston trade (see 2a)
- 5a – Pick acquired in Houston trade (see 2a)
- 5b – Pick traded to Houston (see 2a)

2003

Rd.	Pick	Player	Pos.	College
1	28	Andre Woolfolk	CB	Oklahoma
2	60	Tyrone Calico	WR	Middle TN St.
3	93	Chris Brown	RB	Colorado
4	126	Rien Long	DT	Washington St.
5a	154	Donnie Nickey	S	Ohio State
5b	164	(Traded to New England)		
6	201	(Traded to New England)		
7a	225	Todd Williams	T	Florida State
7b	243	(Traded to New England)		

Draft Notes

- 5a – Pick acquired from New England along with 2003 seventh round pick (225 overall) for the Titans 2003 fifth round pick (164 overall), sixth round pick (201 overall) and seventh round pick (243 overall)
- 5b – Pick traded to New England (see 5a)
- 6 – Pick traded to New England (see 5a)
- 7a – Pick acquired in New England trade (see 5a)
- 7b – Pick traded to New England (see 5a)

2002

Rd.	Pick	Player	Pos.	College
1a	14	(Traded to N.Y. Giants)		
1b	15	Albert Haynesworth	DT	Tennessee
2	45	Tank Williams	S	Stanford
3	77	Rocky Calmus	LB	Oklahoma
4a	110	Mike Echols	CB	Wisconsin
4b	115	Tony Beckham	CB	Wisconsin-Stout

ALL-TIME DRAFT SELECTIONS

4c	133	Rocky Boiman	LB	Notre Dame
5	151	Jake Schifino	WR	Akron
6	187	Justin Hartwig	G	Kansas
7a	225	Darrell Hill	WR	Northern Illinois
7b	240	Carlos Hall	DE	Arkansas

Draft Notes

- 4c – awarded as compensatory selection
- 1a – Pick traded to N.Y. Giants (see 1b)
- 1b – Pick acquired from the New York Giants along with 2002 fourth round pick (115 overall) for the Titans 2002 first round pick (14 overall)
- 4b – Pick acquired in Giants trade (see 1b)
- 7b – Pick acquired from Green Bay for DT Rod Walker

2001

Rd.	Pick	Player	Pos.	College
1	29	(Traded to St. Louis)		
2	60	Andre Dyson	CB	Utah
3	90	Shad Meier	TE	Kansas State
4	124	Justin McCareins	WR	Northern Illinois
5	159	Eddie Berlin	WR	Northern Iowa
6a	192	Dan Alexander	RB	Nebraska
6b	199	Adam Haayer	T	Minnesota
7a	229	(Traded to Oakland)		
7b	232	Keith Adams	LB	Clemson

Draft Notes

- 6b, 7b – awarded as compensatory selections
- 1 – Pick traded to St. Louis for DE Kevin Carter
- 7a – Pick traded to Oakland for C Gennaro DiNapoli

2000

Rd.	Pick	Player	Pos.	College
1	30	Keith Bulluck	LB	Syracuse
3a	68	Erron Kinney	TE	Florida
3b	93	Byron Frisch	DE	Brigham Young
4a	124	Bobby Myers	S	Wisconsin
4b	128	Peter Sirmion	LB	Oregon
5a	135	Aric Morris	S	Michigan State
5b	160	Frank Chamberlin	LB	Boston College
6	197	Robaire Smith	DE	Michigan State
7a	213	Mike Green	RB	Houston
7b	237	Wes Shivers	T	Mississippi State

Draft Notes

- 4b – awarded as compensatory selection
- 7a – Pick acquired from Chicago for LB Lemanski Hall

1999

Rd.	Pick	Player	Pos.	College
1	16	Jevon Kearse	DE	Florida
2a	46	(Traded to New England)		
2b	52	John Thornton	DT	West Virginia
3	81	Zach Piller	G	Florida
4a	114	Brad Ware	S	Auburn
4b	117	Donald Mitchell	CB	S. Methodist
5	151	Kevin Daft	QB	California-Davis
6	186	Darran Hall	WR	Colorado State
7	222	Phil Glover	LB	Utah

Draft Notes

- 2a – Pick traded to New England (see 2b)
- 2b – Pick acquired from New England along with 1999 fourth round pick (117 overall) for Titans 1999 second round pick (46 overall)
- 4b – Pick acquired in New England trade (see 2b)

1998

Rd.	Pick	Player	Pos.	College
1	16	Kevin Dyson	WR	Utah
2	46	Samari Rolle	CB	Florida State
3	77	Dainon Sidney	CB	Alabama-Birm.
4	107	Joe Salave'a	DT	Arizona
5	139	Benji Olson	G	Washington
6	168	Lee Wiggins	DB	South Carolina
7a	205	Jimmy Sprotte	LB	Arizona
7b	229	Kevin Long	C	Florida State

Draft Notes

- 7b – awarded as a compensatory selection

1997

Rd.	Pick	Player	Pos.	College
1a	13	(Traded to Kansas City)		
1b	18	Kenny Holmes	DE	Miami (FL)
2	46	Joey Kent	WR	Tennessee
3a	75	Denard Walker	CB	LSU
3b	81	Scott Sanderson	T	Washington State

4a	98	Derrick Mason	WR	Michigan State
4b	107	Pratt Lyons	DE	Troy State
4c	110	(Traded to Kansas City)		
4d	116	(Traded to New Orleans)		
5a	132	(Traded to Washington)		
5b	143	George McCullough	DB	Baylor
6a	165	(Traded to New Orleans)		
6b	179	(Traded to St. Louis)		
6c	181	Dennis Stallings	LB	Illinois
7	216	Armon Williams	DB	Arizona

Draft Notes

- 1a – Pick traded to Kansas City (see 1b)
- 1b – Pick acquired from Kansas City along with 1997 third round pick (81 overall), fourth round pick (116 overall) and sixth round pick (181 overall) for Oilers 1997 first round pick (15 overall) and fourth round pick (110 overall)
- 3b – Pick acquired from Kansas City (see 1b)
- 4a – Pick acquired from Atlanta along with 1997 sixth round pick (165 overall) for QB Chris Chandler
- 4b – Pick acquired from New Orleans for Oilers 1997 fourth round pick (116 overall) and sixth round pick (165 overall)
- 4c – Pick traded to Kansas City (see 1b)
- 4d – Pick acquired from Kansas City (see 1b) and traded to New Orleans (see 4b)
- 5a – Pick traded to Washington
- 6a – Pick acquired from Atlanta (see 4a) and traded to New Orleans (see 4b)
- 6b – Pick traded to St. Louis for DE Robert Young
- 6c – Pick acquired from Kansas City (see 1b)

1996

Rd.	Pick	Player	Pos.	College
1a	9	(Traded to Oakland)		
1b	14	Eddie George	RB	Ohio State
1c	17	(Traded to Seattle)		
2a	38	Bryant Mix	DE	Alcorn State
2b	48	Jason Layman	G	Tennessee
3	74	Terry Kilens	LB	Penn State
4a	107	Kendrick Burton	DE	Alabama
4b	109	Jon Runyan	T	Michigan
5	143	Rayna Stewart	DB	Northern Arizona
6	177	Anthony Dorsett	LB	Pittsburgh
7	218	Mike Archie	RB	Penn State

Draft Notes

- 1a – Pick traded to Oakland for Raiders 1996 first round pick (17 overall), second round pick (48 overall) and fourth round pick (109 overall)
- 1b – Pick acquired from Seattle for Oilers 1996 first round pick (17 overall) and Oilers DT Glenn Montgomery
- 1c – Pick acquired from Oakland (see 1a) and traded to Seattle (see 1b)
- 2b – Pick acquired in Oakland trade (see 1a)
- 4b – Pick acquired in Oakland trade (see 1a)

1995

Rd.	Pick	Player	Pos.	College
1	3	Steve McNair	QB	Alcorn State
2	35	Anthony Cook	DT	South Carolina St.
3a	67	Chris Sanders	WR	Ohio State
3b	89	Rodney Thomas	RB	Texas A&M
3c	95	Torey Hunter	DB	Washington State
4	101	Michael Roan	TE	Wisconsin
5a	137	(Awarded to Washington)		
5b	159	Gary Walker	DE	Auburn
6	174	Hicham El-Mashtoub	C	Arizona
7	211	C.J. Richardson	DB	Miami (FL)

Draft Notes

- 3c – awarded as a compensatory selection
- 3b – Pick acquired from Minnesota along with 1994 fourth round pick (119 overall) for QB Warren Moon
- 5a – Pick to Washington in Wilbur Marshall ruling
- 5b – Pick awarded as compensation from New England for restricted free agent DE Tim Roberts

1994

Rd.	Pick	Player	Pos.	College
1	26	Henry Ford	DE	Arkansas
2	60	Jeremy Nunley	DE	Alabama
3	97	(Awarded to Washington)		
3b	101	Malcolm Floyd (Seabron)	WR	Fresno State
4a	119	Mike Davis	DB	Cincinnati
4b	129	Sean Jackson	RB	Florida State

Front Office

Coaching Staff

Players

Rookies

2008 Season

Records

HISTORY

Playoff History

Sidelines

ALL-TIME DRAFT SELECTIONS

Front Office

Coaching Staff

Players

Rookies

2008 Season

Records

HISTORY

Playoff History

Sidelines

5a	157	Roderick Lewis	TE	Arizona
5b	161	Jim Reid	T	Virginia
6a	187	Lee Gissendaner	WR	Northwestern
6b	194	Barron Wortham	LB	UTEP
7	220	Lemanski Hall	LB	Alabama

Draft Notes

- 3b – awarded as a compensatory selection
- 3a – Pick to Washington in Wilber Marshall ruling
- 4a – Pick acquired from Minnesota along with 1995 third round pick (89 overall) for QB Warren Moon

1993

Rd.	Pick	Player	Pos.	College
1a	13	Brad Hopkins	T	Illinois
1b	19	(Traded to Philadelphia)		
2	47	Mike Barrow	LB	Miami (FL)
3	75	(Traded to Philadelphia)		
4	102	Travis Hannah	WR	USC
5	131	John Henry Mills	TE	Wake Forest
6	158	Chuck Bradley	T	Kentucky
7	187	Patrick Robinson	WR	Tennessee State
8	214	Blaine Bishop	DB	Ball State

Draft Notes

- 1a – Pick acquired from Philadelphia for Oilers 1993 first round pick (19 overall) and third round pick (75 overall)
- 1b – Pick traded to Philadelphia (see 1a)
- 3 – Pick traded to Philadelphia (see 1a)

1992

Rd.	Pick	Player	Pos.	College
1	23	(Traded to San Diego)		
2	50	Eddie Robinson	LB	Alabama State
3	77	Corey Harris	WR	Vanderbilt
4	108	Mike Mooney	T	Georgia Tech
5a	133	Joe Bowden	LB	Oklahoma
5b	135	Tony Brown	DB	Fresno State
5c	136	Tim Roberts	DT	Southern Miss
6	162	Mario Bailey	WR	Washington
7	189	Elbert Turner	WR	Illinois
8	220	Bucky Richardson	QB	Texas A&M
9	247	Bernard Dafney	T	Tennessee
10	274	Dion Johnson	WR	East Carolina
11	301	Anthony Davis	LB	Utah
12	332	Joe Wood	K	Air Force

Draft Notes

- 1 – Pick traded to San Diego along with WR Shawn Jefferson for Chargers DE Lee Williams in August of 1991
- 5a – Pick acquired from New Orleans for Oilers RB Allen Pinkett
- 5c – Pick acquired from Dallas along with 1991 second round pick (Minnesota's pick, 38 overall) for RB Alonzo Highsmith

1991

Rd.	Pick	Player	Pos.	College
1	17	(Traded to New England)		
2a	28	Mike Dumas	DB	Indiana
2b	38	Darryll Lewis	DB	Arizona
2c	44	John Flannery	C	Syracuse
3a	71	Steve Jackson	DB	Purdue
3b	79	Kevin Donnalley	T	North Carolina
4a	101	David Rocker	DT	Auburn
4b	102	Marcus Robertson	DB	Iowa State
5	129	Gary Wellman	WR	USC
6	157	(Pick traded to Philadelphia)		
7	183	Kyle Freeman	LB	Angelo State
8	214	Gary Brown	RB	Penn State
9	240	Shawn Jefferson	WR	Central Florida
10	267	Curtis Moore	LB	Kansas
11	294	James Smith	DB	Richmond
12	325	Alex Johnson	WR	Miami (FL)

Draft Notes

- 1 – Pick traded to New England for 1991 second round pick (28 overall) and fourth round pick (101 overall)
- 2a – Pick acquired in New England trade (see 1)
- 2b – Pick acquired from Dallas (originally Minnesota's selection) along with 1992 fourth round pick (136 overall) for RB Alonzo Highsmith
- 3b – Pick acquired from Miami for LB John Grimsley
- 4a – Pick acquired in New England trade (see 1)
- 6 – Pick traded to Philadelphia for QB Don McPherson in 1990

1990

Rd.	Pick	Player	Pos.	College
1	15	Lamar Lathon	LB	Houston
2	41	Jeff Alm	DT	Notre Dame
3	72	Willis Peguese	DE	Miami (FL)
4	99	Eric Still	G	Tennessee
5	126	Richard Newbill	LB	Miami (FL)
6	153	Tony Jones	WR	Texas
7	184	Andy Murray	RB	Kentucky
8	211	Brett Tucker	DB	Northern Illinois
9	237	Pat Coleman	WR	Tennessee
10	264	Dee Thomas	DB	Nicholls State
11	295	Joey Banas	T	Houston
12	321	Reggie Slack	QB	Auburn

Draft Notes

none

1989

Rd.	Pick	Player	Pos.	College
1	23	David Williams	T	Florida
2	50	Scott Kozak	LB	Oregon
3	77	Bubba McDowell	S	Miami (FL)
4	104	Rod Harris	WR	Texas A&M
5	131	Glenn Montgomery	DT	Houston
6	157	Bo Orlando	S	West Virginia
7	190	Tracy Rogers	LB	Fresno State
8	217	Alvoid Mays	CB	West Virginia
9	244	Bob Mrosko	TE	Penn State
10	271	Tracy Johnson	RB	Clemson
11	298	Brian Smarter	T	West Virginia
12	325	Chuck Hardlieb	QB	Iowa

Draft Notes

none

1988

Rd.	Pick	Player	Pos.	College
1a	9	(Traded to Raiders)		
1b	22	Lorenzo White	RB	Michigan State
2	48	Quintin Jones	DB	Pittsburgh
3a	72	Greg Montgomery	P	Michigan State
3b	74	(Traded to Raiders)		
4	102	(Traded to Raiders)		
5a	125	Cris Dishman	DB	Purdue
5b	130	Chris Verhulst	TE	Cal State-Chico
6	157	Kurt Crain	LB	Auburn
7	187	Tracey Eaton	DB	Portland State
8	214	David Viaene	C	Minnesota-Duluth
9	241	David Spradlin	LB	TCU
10	271	Marco Johnson	WR	Hawaii
11	298	Jethro Franklin	DE	Fresno State
12	325	John Brantley	LB	Georgia

Draft Notes

- 1a – Pick traded (originally L.A. Rams pick from 1987 trade) to L.A. Raiders along with 1988 third round pick (74 overall) and fourth round pick (102 Overall) for DE Sean Jones, 1988 second round pick (48 overall, Oilers original pick) and third round pick (60 overall)
- 2 – Pick reacquired from L.A. Raiders in trade (see 1a)
- 3a – Pick acquired from S.D. along with fifth round pick (125 overall) for the Oilers third round pick (60 overall)
- 3b – Pick traded to L.A. Raiders (see 1a)
- 4 – Pick traded to Raiders (see 1a)
- 5a – Pick acquired in San Diego trade (see 3a)

1987

Rd.	Pick	Player	Pos.	College
1a	3	Alonzo Highsmith	RB	Miami (FL)
1b	8	(Traded to Buffalo)		
1c	20	Haywood Jeffries	WR	North Carolina St.
2a	36	(Traded to Buffalo)		
2b	46	Walter Johnson	LB	Louisiana Tech
3	64	Cody Carlson	QB	Baylor
4a	91	(Traded to L.A. Rams)		
4b	105	Mark Dusbabek	LB	Minnesota
5a	120	(Traded to Washington)		
5b	133	Spencer Tillman	RB	Oklahoma
6a	147	Al Smith	LB	Utah State
6b	159	Toby Caston	LB	LSU
7	176	Robert Banks	DT	Notre Dame
8	202	Michel James	WR	Washington State
9	231	Wes Neighbors	C	Alabama
10	258	Curtis Duncan	WR	Northwestern
11	287	John Davis	G	Georgia Tech
12	314	Ira Valentine	RB	Texas A&M

Draft Notes

ALL-TIME DRAFT SELECTIONS

- 1a – Pick acquired from Buffalo for Oilers 1987 first round pick (8 overall) and second round pick (36 overall)
- 1b – Pick traded to Buffalo (see 1a)
- 1c – Pick acquired from L.A. Rams along with G Kent Hill, DE William Fuller, 1987 fifth round pick (133 overall) and 1988 first round pick (9 overall) for QB Jim Everett
- 2a – Pick acquired from Detroit for T Harvey Salem and traded to Buffalo (see 1a)
- 2b – Pick acquired from Kansas City along with 1987 fourth round pick (105 overall) for the Oilers second round pick (35 overall)
- 4a – Pick traded to L.A. Rams along with 1986 seventh round pick (172 overall) for WR Drew Hill in 1986.
- 4b – Pick acquired in Kansas City trade (see 2b)
- 5a – Pick traded to Washington (eventually to Chicago) for PK Tony Zendejas
- 5b – Pick acquired in L.A. Rams trade (see 1c)
- 6b – Pick acquired from Kansas City for RB Larry Moriaty

1986

Rd.	Pick	Player	Pos.	College
1	3	Jim Everett	QB	Purdue
2	34	Ernest Givins	WR	Louisville
3	61	Allen Pinkett	RB	Notre Dame
4	87	(Traded to Kansas City)		
5	114	Jeff Parks	TE	Auburn
6	145	Ray Wallace	RB	Purdue
7	172	(Traded to L.A. Rams)		
8	199	Larry Griffin	DB	North Carolina
9	225	Bob Sebring	LB	Illinois
10	256	Don Sommer	G	UTEP
11	283	Mark Cochran	T	Baylor
12	310	Chuck Banks	RB	W. Virginia Tech

Draft Notes

- 4 – Pick traded to Kansas City (see 1985, 5b)
- 7 – Pick traded to L.A. Rams along with 1987 fourth round pick (91 overall) for WR Drew Hill

1985

Rd.	Pick	Player	Pos.	College
1a	2	(Traded to Minnesota)		
1b	3	Ray Childress	DE	Texas A&M
1c	11	Richard Johnson	DB	Wisconsin
2a	31	(Traded to Denver)		
2b	36	Richard Byrd	DE	Southern Miss
3a	58	(Traded to N.Y. Giants)		
3b	80	(Traded to L.A. Raiders)		
3c	82	Mike Kelley	CB	Notre Dame
4	87	Tom Briehl	LB	Stanford
5a	114	(Traded to Dallas)		
5b	133	Frank Bush	LB	North Carolina St.
5c	138	Lee Johnson	K	Brigham Young
6a	143	(Traded to L.A. Raiders)		
6b	153	Joe Krakoski	LB	Washington
7	170	Mike Akui	WR	Hawaii
8	199	Chuck Thomas	C	Oklahoma
9	226	Steve Tasker	KR	Northwestern
10	255	Mike Golic	DL	Notre Dame
11	281	Willie Drewrey	WR	West Virginia
12	311	Mark Vonderhaar	DT	Minnesota

Draft Notes

- 1a – Pick traded to Minnesota
- 1b – Pick acquired from Minnesota
- 1c – Pick acquired from New Orleans for RB Earl Campbell
- 2a – Pick traded to Denver for second round pick (from Tampa Bay, 36 overall) and fifth round pick (138 overall)
- 2b – Pick acquired from Denver (see 2a)
- 3a – Pick traded to New York Giants for RB Butch Woolfolk
- 3b – Pick traded to L.A. Raiders along with sixth round pick (143 overall) for C Jim Romano
- 3c – Pick acquired from Denver for WR Butch Johnson
- 5a – Pick traded to Dallas (see 1984, 2b)
- 5b – Pick acquired from Kansas City along with sixth round pick (153 overall) for DE Bob Hamm and 1986 fourth round pick (87 overall)
- 5c – Pick acquired from Denver (see 2a)
- 6a – Pick traded to L.A. Raiders (see 3b)
- 6b – Pick acquired from Kansas City (see 5b)

1984

Rd.	Pick	Player	Pos.	College
1	2	Dean Steinkuhler	T	Nebraska
2a	29	Doug Smith	DE	Auburn

2b	40	(Traded to Dallas)		
2c	54	Bo Eason	DB	California-Davis
3	58	Johnny Meads	LB	Nicholls State
4a	85	Mark Studaway	DE	Tennessee
4b	100	Patrick Allen	DB	Utah State
4c	102	(Traded to Washington)		
5	114	Robert Lyles	LB	TCU
6a	141	John Grimsley	LB	Kentucky
6b	161	Eric Mullins	WR	Stanford
7	170	Willie Joyner	RB	Maryland
8	197	Kevin Baugh	WR	Penn State
9a	226	Jeff Donaldson	DB	Colorado
9b	227	Mike Johnson	DE	Illinois
9c	252	Mike Russell	LB	Toledo
10	253	(Traded to L.A. Rams)		
11	282	(Traded to L.A. Raiders)		
12	309	(Traded to L.A. Rams)		

Draft Notes

- 2b – Pick acquired from Minnesota (see 4b) and traded to Dallas along with 1985 fifth round pick (114 overall) and WR Mike Renfro for second round pick (54 overall) and WR Butch Johnson
- 2c – Pick acquired from Dallas (see 2b)
- 4b – Pick acquired from Minnesota along with second round pick (40 overall) for QB Archie Manning and TE Dave Casper
- 4c – Pick acquired from L.A. Rams and traded to Washington for 1985 third round pick (80 overall)
- 6b – Pick acquired from L.A. Rams (see 1983, 1a) and traded to Washington
- 9b – Pick acquired from N.Y. Giants (see 1983, 11)
- 9c – Pick acquired from L.A. Raiders for past considerations involving RB Tim Wilson for 11th round pick (282 overall)
- 10 – Pick traded to L.A. Rams for T Doug France
- 11 – Pick traded to L.A. Raiders (9c)
- 12 – Pick traded to L.A. Rams for past considerations

1983

Rd.	Pick	Player	Pos.	College
1a	2	(Pick traded to L.A. Rams)		
1b	9	Bruce Matthews	G	USC
2a	30	Harvey Salem	T	California
2b	42	Keith Bostic	DB	Michigan
3a	58	Tim Joiner	LB	LSU
3b	69	Chris Dressel	TE	Stanford
3c	76	(Traded to Miami)		
3d	83	Steve Brown	DB	Oregon
4a	86	Greg Hill	DB	Oklahoma State
4b	88	Mike McCloskey	TE	Penn State
5a	114	Larry Moriarty	RB	Notre Dame
5b	139	Jerome Foster	DT	Ohio State
6	142	Steve Haworth	DB	Oklahoma
7	170	Herkie Walls	WR	Texas
8	198	Robert Thompson	LB	Michigan
9	226	Kevin Potter	DB	Missouri
10	253	(Traded to Green Bay)		
11	281	(Traded to N.Y. Giants)		
12	309	(Traded to N.Y. Giants)		

Draft Notes

- 1a – Pick traded to L.A. Rams for first round pick (3 overall), fourth round pick (88 overall) and 1984 fourth round pick (102 overall)
- 1b – Pick acquired from Seattle along with second round pick (42 overall) and third round pick (69 overall) for Oilers first round pick (3 overall from L.A. Rams)
- 2b – Pick acquired from Seattle (see 1b)
- 3b – Pick acquired from Seattle (see 1b)
- 3c – Pick acquired from Green Bay and traded to Miami (see 3d)
- 3d – Pick acquired from Miami along with fifth round pick (139 overall) for third round pick (76 overall)
- 4b – Pick acquired from L.A. Rams (see 1a)
- 5b – Pick acquired from Miami (see 3d)
- 10 – Pick traded to Green Bay for T Mark Koncar
- 11 – Pick traded to N.Y. Giants along with 12th round pick (309 overall) for 1984 ninth round pick (228 overall)
- 12 – Pick traded to N.Y. Giants (see 11)

1982

Rd.	Pick	Player	Pos.	College
1	8	Mike Munchak	G	Penn State
2a	35	(Pick traded to Oakland)		
2b	44	Oliver Luck	QB	West Virginia
3a	67	(Pick traded to L.A. Rams)		
3b	72	Stan Edwards	RB	Michigan

Front Office

Coaching Staff

Players

Rookies

2008 Season

Records

HISTORY

Playoff History

Sidelines

ALL-TIME DRAFT SELECTIONS

Front Office

Coaching Staff

Players

Rookies

2008 Season

Records

HISTORY

Playoff History

Sidelines

3c	77	Robert Abraham	LB	North Carolina St.
4	94	Steve Bryant	WR	Purdue
5	121	Malcolm Taylor	DE	Tennessee State
6	148	Gary Allen	RB	Hawaii
7	175	(Traded to Detroit)		
8	207	(Traded to L.A. Rams)		
9	234	Matt Bradley	DB	Penn State
10	261	Ron Reeves	QB	Texas Tech
11	287	Jim Campbell	TE	Kentucky
12	314	Donnie Craft	RB	Louisville

Draft Notes

- 2a – Pick traded to Oakland (see 1981, 1)
- 2b – Pick acquired from L.A. Rams along with 1982 third round pick (77 overall) for TE Mike Barber and 1982 third round pick (67 overall)
- 3a – Pick traded to L.A. Rams (see 2b)
- 3b – Pick acquired from N.Y. Giants for RB Rob Carpenter
- 7 – Pick traded to Detroit for CB Luther Bradley
- 8 – Pick traded to L.A. Rams TE Lewis Gilbert

1981

Rd.	Pick	Player	Pos.	College
1	21	(Traded to Oakland)		
2	48	(Traded to Oakland)		
3	79	Mike Holston	WR	Morgan State
4	106	Nick Eyre	T	Brigham Young
5	133	Delbert Fowler	LB	West Virginia
6	159	Bill Kay	DB	Purdue
7a	186	(Traded to Seattle)		
7b	193	Don Washington	DB	TexasA&M-Kingsville
8	217	Willie Tullis	WR	Troy State
9	243	Avon Riley	LB	UCLA
10	270	Larry Jones	RB	Colorado State
11	297	Claude Mathews	G	Auburn
12	324	Bill Capece	K	Florida State

Draft Notes

- 1 – Pick traded to Oakland along with 1981 second round pick (48 overall) and 1982 second round pick (35 overall) for TE Dave Casper
- 2 – Pick traded to Oakland (see 1)
- 7a – Pick traded to Seattle along with 1980 10th round pick (274 overall) for LB Sammy Green
- 7b – Pick acquired from Oakland (see 1980, 7a)

1980

Rd.	Pick	Player	Pos.	College
1	25	(Traded to New England)		
2a	38	Angele Fields	T	Michigan State
2b	52	Daryle Skaustad	DT	California
3	79	Tim Smith	WR	Nebraska
4	106	Chris Combs	TE	New Mexico
5	134	John Corker	LB	Oklahoma State
6	160	(Traded to New England)		
7a	182	Craig Bradshaw	QB	Utah State
7b	190	(Traded to N.Y. Jets)		
8	217	Harold Bailey	QB/IE	Oklahoma State
9	244	Ed Harris	RB	Bishop
10	274	(Traded to Seattle)		
11	301	Eddie Preston	WR	Western Kentucky
12	328	Wiley Pitts	WR	Temple

Draft Notes

- 1 – Pick traded to New England along with sixth round pick (160 overall) for T Leon Gray
- 2a – Pick acquired from Kansas City for QB Steve Fuller
- 6 – Pick traded to New England (see 1)
- 7a – Pick acquired from Oakland along with 1981 seventh round pick (193 overall) for DB Jack Tatum
- 7b – Pick traded to N.Y. Jets for WR Rich Caster
- 10 – Pick traded to Seattle along with 1981 seventh round pick (186 overall) for LB Sammy Green

1979

Rd.	Pick	Player	Pos.	College
1	23	(Traded to Kansas City)		
2a	31	Mike Stensrud	DE	Iowa State
2b	50	Jesse Baker	DE	Jacksonville State
3a	69	(Traded to Baltimore)		
3b	72	Kenny King	RB	Oklahoma
3c	78	(Traded to Tampa Bay)		
4	104	(Traded to San Diego)		
5	133	(Traded to Tampa Bay)		
6a	143	Daryl Hunt	LB	Oklahoma
6b	159	Mike Murphy	LB	S.W. Missouri
7	171	Tim Ries	DB	S.W. Missouri
8	214	Carter Hartwig	DB	USC

9	243	Rich Ellender	WR	McNeese State
10	(Pick used in 1978 supplemental draft)			
11	298	Mike Taylor	T	Georgia Tech
12	324	Wayne Wilson	RB	Shepher

Draft Notes

- 1 – Pick traded to Kansas City for 1979 second round pick (31 overall) and 1980 second round pick (38 overall)
- 2a – Pick acquired in Kansas City trade (see 1)
- 2b – Pick traded to Baltimore for 1979 third round pick (72 overall) and seventh round pick (171 overall)
- 3b – Pick acquired in Baltimore trade (see 3a)
- 3c – Pick traded to Tampa Bay (see 1978, 1a)
- 4 – Pick traded to San Diego for QB Neal Jeffrey
- 5 – Pick traded to Tampa Bay (see 1978, 1a)
- 6a – Pick acquired from Buffalo for T Elbert Drungo
- 7 – Pick acquired in Baltimore trade (see 3a)
- 10 – Pick used on WR Johnnie Dirden (Sam Houston State) in 1978 supplemental draft

1978

Rd.	Pick	Player	Pos.	College
1a	1	Earl Campbell	RB	Texas
1b	17	(Traded to Tampa Bay)		
2	44	(Traded to Tampa Bay)		
3	73	Gifford Nielsen	QB	Brigham Young
4	98	Mike Renfro	WR	TCU
5	127	(Traded to Kansas City)		
6	154	Conrad Rucker	TE	Southern
7	183	(Traded to Buffalo)		
8	210	J.C. Wilson	DE	Pittsburgh
9	239	Jim Mol	DE	Morningside
10	266	Steve Young	TE	Wake Forest
11	295	Willie Thicklen	WR	Alabama State
12	322	John Schuhmacher	G	USC

Draft Notes

- 1a – Pick acquired from Tampa Bay for 1978 first round pick (17 overall) and second round pick (44 overall), 1979 third round pick (78 overall) and fifth round pick (133 overall) and TE Jimmie Giles
- 1b – Pick traded to Tampa Bay (see 1a)
- 5 – Pick traded to Kansas City for WR Otis Taylor
- 7 – Pick traded to Buffalo for DE Jimmy Dean

1977

Rd.	Pick	Player	Pos.	College
1	11	Morris Towns	T	Missouri
2	38	George Reihner	G	Penn State
3a	65	(Traded to San Francisco)		
3b	66	Tim Wilson	RB	Maryland
3c	70	Jimmie Giles	TE	Alcorn State
3d	84	Rob Carpenter	RB	Miami (OH)
4a	95	(Traded to Kansas City)		
4b	98	Warren Anderson	WR	West Virginia St.
5		(Choice forfeited)		
6a	148	Gary Woolford	DB	Florida State
6b	165	David Carter	C	Western Kentucky
7	178	(Traded to New York Giants)		
8a	198	Steve Davis	WR	Georgia
8b	205	Eddie Foster	WR	Houston
9	232	Bill Currier	DB	South Carolina
10	262	Harvey Hull	LB	Mississippi State
11	289	Al Romano	LB	Pittsburgh
12	316	Ove Johansson	K	Abilene Christian

Draft Notes

- 3a – Pick traded to San Francisco along with 1976 first round pick (21 overall) for RB Vic Washington
- 3b – Pick acquired from Green Bay along QB John Hadl and DB Ken Ellis for QB Lynn Dickey
- 3c – Pick acquired from Miami along with fourth round pick (98 overall) for CB Ken Ellis
- 3d – Pick acquired from Oakland for WR Emmett Edwards
- 4a – Pick traded to Kansas City along with 1976 fifth round pick (144 overall) for WR Elmo Wright
- 4b – Pick acquired in Miami trade (see 3c)
- 6b – Pick acquired from New England
- 7 – Pick traded to N.Y. Giants for RB Joe Dawkins
- 8a – Pick acquired from Seattle for WR Steve Largent

ALL-TIME DRAFT SELECTIONS

1976

Rd.	Pick	Player	Pos.	College
1	21	(Traded to San Francisco)		
2	48	Mike Barber	TE	Louisiana Tech
3	79	(Traded to Kansas City)		
4a	113	(Traded to Oakland)		
4b	117	Steve Largent	WR	Tulsa
5	144	(Traded to Kansas City)		
6	173	Todd Simonsen	T	South Dakota St.
7a	197	Larry Harris	DT	Oklahoma State
7b	202	(Traded to New England)		
8	229	Bobby Simon	T	Grambling State
9	256	Art Stringer	LB	Ball State
10	284	Steve Kincannon	QB	Humboldt State
11	311	Skip Walker	RB	Texas A&M
12a	324	Larry Bell	T	E. Texas State
12b	337	(Traded to San Diego)		
13	368	Dan O'Rourke	WR	Colorado State
14	395	John Reimer	T	Wisconsin
15	422	Bobby Byars	DT	Cheyney
16	452	Claude Johnson	LB	Florida A&M
17	479	Allen Misher	WR	LSU

Draft Notes

- 1 – Pick traded to San Francisco along with 1977 third round pick (65 overall) for RB Vic Washington
- 3 – Pick traded to Kansas City
- 4a – Pick traded to Oakland along with 1975 fifth round pick (115 overall) for S Tommy Maxwell
- 4b – Pick acquired from L.A. Rams
- 5 – Pick traded to Kansas City along with 1977 fourth round pick (95 overall) for WR Elmo Wright
- 7a – Pick acquired from Denver for DE Jeff Severson
- 7b – Pick traded to New England for TE Bob Adams
- 12a – Pick acquired from Cleveland for WR Willie Miller
- 12b – Pick traded to San Diego for WR Jerry LeVias

1975

Rd.	Pick	Player	Pos.	College
1a	6	Robert Brazile	LB	Jackson State
1b	15	Don Hardeman	RB	TexasA&M-Kingsville
2	40	Emmett Edwards	WR	Kansas
3	65	(Traded to Atlanta)		
4	90	(Traded to Dallas)		
5	115	(Traded to Oakland)		
6	146	Jesse O'Neal	DE	Grambling State
7a	162	Mike Biehle	T	Miami (OH)
7b	171	Mark Conroy	DB	Cameron
8	196	Jerry Lawrence	DT	South Dakota St.
9	221	Bob Bruer	TE	Minn St.-Mankato
10	246	Alan Pringle	K	Rice
11	271	John Sawyer	TE	Southern Miss
12	302	Willie Miller	WR	Colorado State
13	327	Ricky Scales	WR	Virginia Tech
14	352	Jody Medford	G	Rice
15	377	Jack Holmes	RB	Texas Southern
16	402	Ken Lambert	DB	Virginia Tech
17	427	Ricky Seeker	C	Texas A&M

Draft Notes

- 1a – Pick acquired from Kansas City along with DT Curley Culp for DE John Matuszak
- 3 – Pick traded to Atlanta for LB Buane Benson
- 4 – Pick traded to Dallas for WR Mike Montgomery
- 5 – Pick traded to Oakland along with 1976 fourth round pick (113 overall) for S Tommy Maxwell
- 7a – Pick acquired from Kansas City for RB Bill Thomas

1974

Rd.	Pick	Player	Pos.	College
1	1	(Traded to Dallas)		
2	27	(Traded to Buffalo)		
3	53	(Traded to Dallas)		
4	79	Steve Manstedt	LB	Nebraska
5	105	(Traded to Washington)		
6a	131	(Traded to New Orleans)		
6b	154	Booker Brown	G	USC
7	157	Leonard Fairley	DB	Alcorn State
8	183	Mike McCoy	DB	Western Kentucky
9	209	(Traded to New England)		
10	235	(Traded to New Orleans)		
11	261	Steve Taylor	C	Auburn
12	287	Ricky Browne	LB	Florida
13	313	Dan Dixon	G	Boise State
14	339	(Traded to Buffalo)		
15	365	Billy Johnson	WR	Widener
16	391	Matthew Williams	RB	N.E. Louisiana
17	417	Bill Hedge	T	N.W. Missouri St.

Draft Notes

- 1 – Pick traded to Dallas along with 1974 third round pick (53 overall) for DE Tody Smith and WR Billy Parks
- 2 – Pick traded to Buffalo for LB Al Cowlings
- 3 – Pick traded to Dallas (see 1)
- 5 – Pick traded to Washington for S Alvin Haymond
- 6a – Pick traded to New Orleans along with 10th round pick (235 overall) for RB James Ford
- 6b – Pick acquired from L.A. Rams for DE Bob Crum
- 9 – Pick traded to New England for LB Steve Kiner
- 10 – Pick traded to New Orleans (see 6a)
- 14 – Pick traded to Buffalo for T Levert Carr

1973

Rd.	Pick	Player	Pos.	College
1a	1	John Matuszak	DE	Tampa
1b	14	George Amundson	RB	Iowa State
2	27	(Traded to Kansas City)		
3a	53	(Traded to New Orleans)		
3b	61	(Traded to Baltimore)		
4	79	Gregg Bingham	LB	Purdue
5	105	Edeseli Garrison	WR	USC
6	131	Ron Mayo	TE	Morgan State
7	157	Shelby Jordan	T	Washington (MO)
8	183	Joe Blahak	DB	Nebraska
9	209	Mark Williams	K	Rice
10	235	Darrell Vaughn	DT	Northern Colorado
11	261	Larry Eaglin	DB	Stephen F. Austin
12	287	Brad Lyman	WR	UCLA
13	313	Willie Martin	G	N.E. Oklahoma
14	339	Ron Lou	C	Arizona State
15	365	Roger Goree	LB	Baylor
16	391	Tim Dameron	WR	East Carolina
17	417	Randy Braband	LB	Texas

Draft Notes

- 1b – Pick acquired from Atlanta for DT Mike Tilleman
- 2 – Pick traded to Kansas City
- 3a – Pick traded along with 1972 second round pick (31 overall) for DT Mike Tilleman
- 3b – Pick acquired from Denver for QB Charley Johnson; Pick traded to Baltimore for C Bill Curry

1972

Rd.	Pick	Player	Pos.	College
1	6	Greg Sampson	DE	Stanford
2	31	(Traded to New Orleans)		
3a	56	Lewis Jolley	RB	North Carolina
3b	75	Solomon Freelon	G	Grambling State
4	84	(Traded to St. Louis)		
5	109	(Traded to Denver)		
6a	134	Joe Bullard	DB	Tulane
6b	136	Elmer Allen	LB	Mississippi
7	162	Eric Hutchinson	DB	Northwestern
8	187	Guy Roberts	LB	Maryland
9	212	Willie Postler	T	Montana
10a	240	Rhett Dawson	WR	Florida State
10b	259	Jimmy Butler	TE	Tulsa
11	264	Ron Evans	T	Baylor
12	290	Willie Rodgers	RB	Jackson St.
13	318	Willie Roberts	DB	Houston
14	343	Gary Crockett	C	Lamar
15	368	(Traded to Pittsburgh)		
16	396	Guy Murdoch	C	Michigan
17	421	Kelly Cochrane	QB	Miami (FL)

Draft Notes

- 2 – Pick traded along with 1973 third round pick (53 overall) for DT Mike Tilleman
- 3b – Pick acquired from Kansas City
- 4 – Pick traded to St. Louis for LB Dave Olerich
- 5 – Pick traded to Denver for Cleo Johnson
- 6b – Pick acquired from Denver
- 15 – Pick traded to Pittsburgh for Worthy McClure

1971

Rd.	Pick	Player	Pos.	College
1	3	Dan Pastorini	QB	Santa Clara
2	31	(Traded to New Orleans)		
3	56	Lynn Dickey	QB	Kansas State
4	81	Larron Jackson	T	Missouri
5	109	Willie Armstrong	RB	Grambling State
6	134	Willie Alexander	DB	Alcorn State
7a	159	Phil Croyle	LB	California
7b	174	Larry Watson	T	Morgan State
8	187	(Traded to Denver)		
9	212	Floyd Rice	TE	Alcorn State
10	237	Russ Price	DE	N. Carolina Central
11	265	Macon Hughes	WR	Rice

Front Office

Coaching Staff

Players

Rookies

2008 Season

Records

HISTORY

Playoff History

Sidelines

ALL-TIME DRAFT SELECTIONS

Front Office

Coaching Staff

Players

Rookies

2008 Season

Records

HISTORY

Playoff History

Sidelines

12	290	John Thompson	G	Minnesota
13	315	Joe Hoing	G	Arkansas Tech
14	343	Dick Adams	DB	Miami (OH)
15	368	Andy Hopkins	RB	Stephen F. Austin
16	393	Moses Denson	RB	Maryland-E. Shore
17	421	Calvin Fox	LB	Michigan State

Draft Notes

- 2 – Pick traded to New Orleans
- 7b – Pick acquired from New York Giants
- 8 – Pick traded to Denver

1970

Rd.	Pick	Player	Pos.	College
1	14	Doug Wilkerson	G	N. Carolina Central
2a	31	Leo Brooks	DT	Texas
2b	40	Bill Dusenberry	RB	Johnson Smith
3	66	(Traded to Cleveland)		
4	92	Spike Jones	P	Georgia
5a	110	Ron Saul	G	Michigan State
5b	118	Ed Duley	DT	Northern Arizona
6	144	Benny Johnson	DB	Johnson Smith
7	170	Charles Olson	DB	Concordia College
8	196	Mike McClish	T	Wisconsin
9	222	Charles Blossom	DE	Texas Southern
10	248	Joe Dawkins	RB	Wisconsin
11	274	Robert Morris	C	Duke
12	300	Richard Dawkins	TE	Johnson Smith
13	326	Jess Lewis	LB	Oregon State
14	352	Claire Rasmussen	G	Wisconsin-Oshkosh
15	378	Dave Sharp	T	Stanford
16		No choice		
17	430	Julian Fagan	P	Mississippi

Draft Notes

- 2a – Pick acquired from Boston
- 3 – Pick traded to Cleveland
- 5a – Pick acquired from Cincinnati
- 16 – Pick used on underclassman (WR Chris Myers, Kenyon)

1969

Rd.	Pick	Player	Pos.	College
1	15	Ron Pritchard	LB	Arizona State
2	40	Jerry LeVias	WR	SMU
3a	65	Elbert Drungo	T	Tennessee St.
3b	78	Rich Johnson	RB	Illinois
4a	93	Charlie Joiner	WR	Grambling
4b	96	Roy Gerela	K	New Mexico St.
5	118	Johnny Peacock	S	Houston
6	143	Willie Grate	WR	S. Carolina St.
7	171	Mike Richardson	RB	SMU
8	196	Glenn Woods	DT	Prairie View
9	221	Ed Watson	LB	Grambling
10a	249	Joe Pryor	TE	Boston College
10b	256	Bob Naponic	QB	Illinois
11	274	Terry May	DE	SMU
12	299	George Resley	DT	Texas A&M
13	327	Richard Pickens	RB	Tennessee
14	352	Roy Don Reeves	DB	South Carolina
15	377	John Tyszkiewicz	G	Chattanooga
16	405	Lloyd Wainscott	LB	Texas
17	430	Hank Autry	C	S. Mississippi

Draft Notes

- 3b – Pick acquired from New York Jets
- 4b – Pick acquired from San Diego
- 10b – Pick acquired from Oakland

1968

Rd.	Pick	Player	Pos.	College
1	22	(Traded to Kansas City)		
2	49	Mac Haik	WR	Mississippi
3	77	Elvin Bethea	DE	N.C. A&T
4	105	Jim Beirne	WR	Purdue
5	133	Bob Longo	TE	Pittsburgh
6	160	(Traded to Cincinnati)		
7	187	Paul Toscano	DB	Wyoming
8	214	(Traded to New York)		
9a	224	Bob Robertson	T	Illinois
9b	240	(Traded to Miami)		
10a	263	Joe Peace	LB	La. Tech
10b	268	Tom Domes	DT	Wisconsin
11	295	Bill Halley	TE	La Verne
12	322	Barry Lischner	RB	Missouri
13	349	Jim Doutsy	RB	LSU
14	376	Rich Stotter	LB	Houston
15	403	(Traded to San Diego)		
16	430	Bob Smith	S	Miami (OH)
17	457	Billy Alsbrook	DB	N.C. College

Draft Notes

- 1 – Pick traded to Kansas City along with QB Jacky Lee and DT Ernie Ladd for QB Pete Beathard
- 6 – Pick traded to Cincinnati
- 8 – Pick traded to New York Jets
- 9a – Pick acquired from Boston
- 9b – Pick traded to Miami
- 10a – Pick acquired from San Diego
- 15 – Pick traded to San Diego

1967

Rd.	Pick	Player	Pos.	College
1a	5	George Webster	LB	Michigan St.
1b	23	Tom Regner	G	Notre Dame
2a	30	Bob Davis	QB	Virginia
2b	49	Roy Hopkins	RB	Texas Southern
3	56	Larry Carwell	CB	Iowa State
4	86	Carol Stith	DT	Nebraska
5a	111	Pete Johns	S	Tulane
5b	118	Willie Parker	DT	Ark. AM&N
5c	127	Zeke Moore	CB	Lincoln
6	136	Pete Barnes	LB	Southern
7	164	Ed Carrington	TE	Virginia
8a	189	Johnny Brunson	RB	Benedict
8b	201	Sharon Washington	WR	NE Missouri
9	214	Ken Houston	S	Prairie View
10a	242	Woody Campbell	RB	Northwestern
10b	262	Tim Sheehan	C	Stanford
11	267	Harold Decker	DE	Kalamazoo
12	292	(Traded to Buffalo)		
13	319	(Traded to Buffalo)		
14	345	Henry Hailstock	G	Lincoln
15	370	Marvin McQueen	LB	Mississippi
16	398	Ray Keeling	K	Samford
17	423	Larry Lee	WR	Texas A&M

Draft Notes

- 1b – Pick acquired from Dallas along with second round pick (49 overall) and two fifth round picks (118 and 127 overall) for T Ralph Neely
- 2b – Pick acquired from Dallas (see 1b)
- 5b – Pick acquired from Dallas (see 1b)
- 5c – Pick acquired from Dallas (see 1b)
- 8b – Pick acquired from Oakland
- 10b – Pick acquired from Kansas City for C Wayne Frazier in 1966
- 12 – Pick traded to Buffalo
- 13 – Pick traded to Buffalo

1966 Redshirt Draft

Rd.	Pick	Player	Pos.	College
1		Tom Fisher	LB	Tennessee
2		Tim Van Galder	QB	Iowa State
3		Ralph Dunlop	T	Baylor
4		Bill Davis	QB	Lamar Tech
5		Richard Gover	T	Virginia State
6		John Gary	T	Grambling
7		Clyde Pettaway	T	N.C. A&T
8		Roger Marshall	QB	Baylor
9		Lee Garner	LB	Mississippi
10		Dan Goich	T	California
11		Charles Arkwright	T	Georgia

1966

Rd.	Pick	Player	Pos.	College
1		Tommy Nobis	LB	Texas
2		Stan Hindman	G	Mississippi
3		George Rice	DT	LSU
4		George Allen	W	Texas St.
5		Hoyle Granger	FB	Miss. State
6		Dave Long	E	Iowa
7		Hartwell Menefee	DB	New Mexico St.
8		Dan Bland	DB	Miss. State
9		Dick Suffell	DB	SW Texas St.
10		Wilbur Aylor	G	SW Texas St.
11		Monty Ledbetter	E	NW Louisiana
12		Harry Day	E	Memphis St.
13		Fred Zimmerman	LB	Toledo
14		Butch Lince	T	North Dakota
15		Tommy Dillard	T	Austin Peay
16		Steve Smith	E	Michigan
17		Lyle Loebach	T	Simonson
18		Ed Buzzell	QB	Ottawa
19		Frank Fuller	T	Drake
20		Dave Odegaard	T	Bemidji State

ALL-TIME DRAFT SELECTIONS

1965 Redshirt Draft

Rd.	Pick	Player	Pos.	College
1		Donny Anderson	HB	Texas Tech
2		Glen Ray Hines	T	Arkansas
3		Mike Shinn	E	Kansas
4		Ollie Cordill	QB	Memphis St.
5		Jerry Crumpler	T	Missouri
6		(Pick to Oakland)		
7		Leo Lowery	FB	Texas Tech
8		Len Sears	T	South Carolina
9		Tom Bleick	HB	Georgia Tech
10		George Hafner	QB	McNeese St.
11		Bill Anderson	QB	Tulsa
12		Harlan Lane	E	Baylor

1965

Rd.	Pick	Player	Pos.	College
1		Lawrence Elkins	E	Baylor
2a		Malcolm Walker	C	Rice
2b		Ralph Neely	T	Oklahoma
3		Ernie Koy	HB	Texas
4		Bobby Maples	LB	Baylor
5		Frank Molden	T	Jackson St.
6		Dennis Murphy	T	Florida St.
7		(Pick to Kansas City)		
8a		Ray Ogden	HB	Alabama
8b		Roy Hilton	LB	Lackson St.
9		George Kinney	DT	Wiley
10		Maxi Williams	G	SE Louisiana
11		(Pick to Oakland)		
12		Bob Reed	G	Tennessee St.
13		Bob Felts	HB	Florida A&M
14		Norman Evans	T	TCU
15		Tony Guillory	LB	Lamar Tech
16		Junior Coffey	RB	Washington
17		Jim Grisham	FB	Oklahoma
18a		Russ Mundy	FB	W. Texas St.
18b		Russell Wayt	LB	Rice
19		Frank Fox	T	Sam Houston St.
20		Gus Brezina	G	Houston

Draft Notes

- 2b – Pick acquired from Boston
- 7 – Pick traded to Kansas City
- 8b – Pick acquired from Oakland
- 11 – Pick traded to Oakland

1964

Rd.	Pick	Player	Pos.	College
1	6	Scott Appleton	DT	Texas
2a	9	Charley Taylor	HB	Arizona State
2b	14	Billy Truax	E	LSU
3	22	Bobby Crenshaw	G	Baylor
4	30	Ode Burrell	HB	Mississippi St.
5a	33	John Varnell	DT	West Texas St.
5b	38	Sid Blanks	HB	Texas A&I
6	46	Dave Wilcox	DE	Oregon
7	54	(Traded to Denver)		
8	62	Ezell Seals	HB	Prairie View
9	70	Jerry Burton	HB	NW Louisiana
10	78	Sammy Odeom	LB	NW Louisiana
11	86	Owen Dejanovich	G	Arizona State
12	94	Benny Nelson	DB	Alabama
13	102	(Traded to Kansas City)		
14	110	Ken Henson	C	TCU
15	118	Pat Crain	FB	Clemson
16	126	Bill Munson	QB	Utah State
17	134	Dick Leuwenburg	T	Stanford
18	142	Bob Nichols	T	Stanford
19	150	Carl Robinson	T	Prairie View
20	158	Pete Jaquess	DB	E. New Mexico
21	166	Jerry Cole	E	SW Texas St.
22	174	Ed Kessler	FB	North Carolina
23	182	Jim Whitehead	T	Georgia
24	190	John Garrett	LB	Oklahoma
25	198	Dick Bowe	T	Rice
26	206	Alex Zenko	T	Kent State

Draft Notes

- 2a – Pick acquired from Denver
- 5a – Pick acquired from Denver
- 7 – Pick traded to Denver
- 13 – Pick traded to Kansas City

1963

Rd.	Pick	Player	Pos.	College
1	6	Danny Brabham	LB	Arkansas
2	15	Don Estes	T	LSU
3	22	Jerry Cook	HB	Texas
4a	25	Lee Roy Caffey	LB	Texas A&M
4b	31	Jerry Hopkins	C	Texas A&M
5a	33	Homer Jones	RB	Texas Southern
5b	38	Don Chuy	T	Clemson
6	47	Lionel Aldridge	DE	Utah State
7	54	Johnny Baker	LB	Miss. State
8	63	Jim Burson	HB	Auburn
9	70	Ed Burke	T	Notre Dame
10	78	(Traded to Denver)		
11a	84	Tom Brown	G	Pittsburgh
11b	86	(Traded to Boston)		
12	95	(Traded to Oakland)		
13	102	(Traded to Oakland)		
14	111	Don Trull	QB	Baylor
15	118	No choice		
16	127	Rex Benson	T	Miami
17	134	Jerry Griffin	E	La. Tech
18	143	Paul Lea	HB	Oklahoma
19	150	Bob Hoover	HB	Florida
20	159	Wayne Lee	C	Oklahoma
21	166	Staley Faulkner	T	Texas
22	175	Sam Byer	LB	Texas A&M
23	182	Gene Raesz	E	Rice
24	191	Bob Burton	T	Grambling
25	198	Gary Kaltenbach	T	Pittsburgh
26	207	Dave Thesen	HB	Nebaska
27	214	Al Hildebrand	T	Stanford
28	223	Tim Stein	C	Miami (OH)
29	230	Oliver Ross	T	W. Texas St.

Draft Notes

- 4a – Pick acquired from Oakland
- 5a – Pick acquired from Oakland
- 10 – Pick traded to Denver
- 11a – Pick acquired from Buffalo
- 11b – Pick traded to Boston
- 12 – Pick traded to Oakland
- 13 – Pick traded to Oakland
- 15 – Pick used on underclassman (HB Joe Don Looney, Oklahoma)

1962

Rd.	Pick	Player	Pos.	College
1	15	Ray Jacobs	DT	Howard Payne
2	15	Earl Gros	FB	LSU
3	23	Pete Case	T	Georgia
4a	30	Gary Cutsinger	DE	Oklahoma St.
4b	31	(Traded to San Diego)		
5	39	Bill Rice	E	Alabama
6	47	Ray Pinion	G	TCU
7	55	Gus Gonzales	G	Tulane
8	63	Clyde Brock	DT	Utah St.
9	71	Larry Onesti	LB	Northwestern
10	79	Bob Moses	E	Texas
11	87	John Thomas	G	McMurry
12	95	Jack Collins	HB	Texas
13	103	Royce Cassell	E	New Mexico St.
14	111	Glynn Griffing	QB	Mississippi
15	119	Ken Shaffer	T	Marquette
16	127	Bill Ray Adams	FB	Mississippi
17	135	Bill Miller	DT	N.M. Highlands
18	143	Art Perkins	HB	N. Texas St.
19	151	Bobby Jancik	DB	Lamar Tech
20	159	Joe Bob Isbell	G	Houston
21	167	Roland Jackson	FB	Rice
22	175	Ken Bolin	HB	Houston
23	183	Bill Van Buren	C	Iowa
24	191	Boyd Melvin	T	Northwestern
25	199	Bob Johnson	T	Rice
26	207	Harold Hays	G	Miss. Southern
27	215	Roger McFarland	HB	Kansas
28	223	Gary Henson	E	Colorado
29	231	Ron Osborne	T	Clemson
30	239	Bob Clement	HB	Pittsburgh
31	247	Al Kimbrough	HB	Northwestern
32	255	Bernard Wyatt	HB	Iowa
33	263	Al Lerderle	E	Georgia Tech
34	271	Don Talbert	T	Texas

Draft Notes

- 4a – Pick acquired from Boston
- 4b – Pick traded to San Diego

Front Office

Coaching Staff

Players

Rookies

2008 Season

Records

HISTORY

Playoff History

Sidelines

ALL-TIME DRAFT SELECTIONS

Front Office

Coaching Staff

Players

Rookies

2008 Season

Records

HISTORY

Playoff History

Sidelines

1961

Rd.	Pick	Player	Pos.	College
1		Mike Ditka	E	Pittsburgh
2		Tom Goode	C	Mississippi St.
3		Walter Suggs	T	Mississippi St.
4		Bobby Walden	HB	Georgia
5		Monte Lee	LB	Texas
6		Jake Gibbs	QB	Mississippi
7		Dick Reynolds	T	N.C. State
8		Houston Antwine	G	So. Illinois
9		Ralph White	T	Bowling Green
10		Charles Lee	C	Iowa
11		Robert Bird	G	Bowling Green
12		Bob McLeod	E	Abil. Christian
13		Gerald Hinton	G	La. Tech
14		Jimmy King	T	Clemson
15		Dennis Ferriter	C	Marquette
16		Larry Wood	HB	Northwestern
17		Sam Fewell	T	South Carolina
18		Mike Grimsley	HB	Michigan St.
19		Myron Pearson	HB	Colorado
20		Lewis Johnson	HB	Florida A&M
21		Ron Miller	QB	Wisconsin
22		Bob Kelly	E	New Mexico St.
23		James Anderson	FB	Mississippi
24		Ken Gregory	E	Whittier
25		Jack Kreider	HB	Tulsa
26		Don Fuell	QB	Miss. Southern
27		Boyd King	C	Rice
28		John Frongillo	C	Baylor
29a		Tom Lewis	E	Lake Forest
29b		Errol Linden	DE	Houston
30		Jim Stroud	T	Rice

Draft Notes

- 29a – Pick acquired from N.Y. Titans

1960

First Selections

Player	Pos.	College
Peter Arena	G	Northwestern
Dick Bass	HB	Pacific W.
William Bohler	T	St. Ambrose
Larry Cadwell	T	Louisville
Billy Cannon	HB	LSU
Doug Cline	LB	Clemson
DeJustice Coleman	HB	Illinois
Bob Crandall	HB	New Mexico
Cleatus Drinnon	C	Hardin-Simmons
John Gremer	G	Illinois

George Herring	T	N. Texas St.
Don Hitt	C	Oklahoma St.
Steve Johnson	QB	Pepperdine
John Lands	E	Montana
Jacky Lee	QB	Cincinnati
Bruce Maher	HB	Detroit
Don Mattson	T	USC
Mike McGee	G	Duke
Hugh McInnis	E	Mississippi St.
Max Messner	T	Cincinnati
George Mulholland	E	New Mexico St.
Gary O'Steen	HB	Alabama
Gene Prebola	E	Boston Univ.
Palmer Pyle	T	Michigan St.
William Roach	T	TCU
Christian Simms	E	Rutgers
Phillip Snowden	QB	Missouri
Don Underwood	T	McNeese St.
Duane Whetstone	FB	George Washington
Bob White	FB	Ohio State
Mauri Youmans	T	Syracuse

Second Selections

Player	Pos.	College
Clair Branch	RB	Texas
Dave Chamberlain	HB	Miami (OH)
Stan Fanning	DE	Idaho
Don Cochran	T	Alabama
Jim Glasgow	T	Jackson St.
Dave Graham	E	Virginia
Bob Haas	HB	Missouri
Lowell Hughes	QB	Kent State
Dale Johanson	T	Augustana
Jim Marshall	DT	Ohio State
Ron Morrison	T	New Mexico
Jerry Muennink	C	Texas
Paul Oglesby	T	UCLA
John Peppercorn	E	Kansas
Bob Peterson	C	Oregon
Bob Talamini	G	Kentucky
Bob Towns	E	Georgia
Bob Wasden	E	Auburn
Jim Welch	HB	SMU
Jim Wolff	HB	Panhandle A&M

FREE AGENCY HISTORY

1989

Plan B

Players Signed (7)

FB Carl Byrum (Buffalo)
 DE Mark Garalczyk (Jets)
 WR Kenny Jackson (Philadelphia)
 TE Calvin Magee (Tampa Bay)
 LB Matt Monger (Jets)
 DE/TE Colin Scotts (Arizona)
 C/G George Yarno (Atlanta)

Players Lost (13)

DE Robert Banks (Cleveland)
 S Keith Bostic (Indianapolis)
 LB Toby Caston (Detroit)
 LB Kurt Crain (Green Bay)
 T John Davis (Buffalo)
 WR Willie Drewrey (Tampa Bay)
 LB Mark Dusbabek (Minnesota)
 QB Brent Pease (Miami)
 RB Spencer Tillman (San Francisco)
 T David Viaeane (New England)
 FB Ray Wallace (Pittsburgh)
 T Doug Williams (Seattle)
 TE Jamie Williams (San Francisco)

1990

Plan B

Players Signed (8)

S David Arnold (Pittsburgh)
 WR Bernard Ford (Dallas)
 WR Carl Harry (Washington)
 DE Ezra Johnson (Indianapolis)
 S Terry Kinard (Giants)
 S Leander Knight (Jets)
 WR Geral McNeil (Cleveland)
 G Tommy Robinson (Atlanta)

Players Lost (7)

S Jeff Donaldson (Chiefs)
 S Tracey Eaton (Arizona)
 FB Tracy Johnson (Atlanta)
 TE Bob Mrosko (Giants)
 DE Anthony Spears (Dallas)
 TE Chris Verhulst (Denver)
 C/G George Yarno (Green Bay)

1991

Plan B

Players Signed (7)

DE Robert Banks (Cleveland)
 S Eric Bergeson (Atlanta)

LB Rick Graf (Miami)
 S John Hagy (Buffalo)
 WR Richard Johnson (Detroit)
 WR Cedric Jones (New England)
 RB Kerry Porter (Denver)

Players Lost (4)

CB Steve Brown (San Francisco)
 RB Victor Jones (New England)
 S Brett Tucker (Buffalo)
 K Tony Zendejas (Los Angeles)

1992

Plan B

Players Signed (3)

CB Jerry Gray (Los Angeles)
 WR Jeff Query (Green Bay)
 RB Spencer Tillman (San Francisco)

Players Lost (4)

LB Eric Fairs (Buffalo)
 WR Drew Hill (Atlanta)
 WR Alex Johnson (New England)
 WR Tony Jones (Atlanta)

1993

Players Signed (2)

WR Willie Drewrey (Tampa Bay)
LB Robert Lyles (Atlanta)

Players Lost (3)

LB Rick Graf (Washington)
CB Jerry Gray (Tampa Bay)
T Don Maggs (Denver)

1994

Players Signed (5)

TE Pat Carter (Rams)
P Rich Camarillo (Arizona)
QB Sean Salisbury (Minnesota)
DE Kenny Davidson (Pittsburgh)
RB Todd McNair (Kansas City)

Players Lost (3)

DE William Fuller (Philadelphia)
DE Sean Jones (Green Bay)
P Greg Montgomery (Detroit)

1995

Players Signed (5)

QB Chris Chandler (Rams)
KR Mel Gray (Detroit)
C Mark Stepnoski (Dallas)
T Irv Eatman (Atlanta)
WR Derek Russell (Denver)

Players Lost (5)

LB Lamar Lathon (Carolina)
S Bo Orlando (San Diego)
DE Tim Roberts (New England)
G Bill Schultz (Denver)
RB Lorenzo White (Cleveland)

1996

Players Signed (4)

WR Willie Davis (Kansas City)
RB Ronnie Harmon (San Diego)
S Rafael Robinson (Seattle)
P Reggie Roby (Tampa Bay)

Players Lost (1)

LB Eddie Robinson (Jacksonville)

1997

Players Signed (2)

QB Dave Krieg (Chicago)
LB Lonnie Marts (Tampa Bay)

Players Lost (2)

LB Michael Barrow (Carolina)
CB Cris Dishman (Washington)

1998

Players Signed (3)

TE Jackie Harris (Tampa Bay)
P Craig Henrich (Green Bay)
WR Yancey Thigpen (Pittsburgh)

Players Lost (1)

G Kevin Donnalley (Miami)

1999

Players Signed (5)

DT Jason Fisk (Minnesota)
DT Mike Jones (New England)
FB Lorenzo Neal (Tampa Bay)
QB Neil O'Donnell (Cincinnati)
DE Mike Frederick (Jets)

Players Lost (3)

DE Anthony Cook (Washington)
C Mark Stepnoski (Dallas)
DT Gary Walker (Jacksonville)

2000

Players Signed (2)

LB Randall Godfrey (Dallas)
T Fred Miller (St. Louis)

Players Lost (5)

LB Joe Bowden (Dallas)
LB Doug Colman (Oakland)
S Anthony Dorsett (Oakland)
TE Jackie Harris (Dallas)
T Jon Runyan (Philadelphia)

2001

Players Signed (2)

K Joe Nedney (Carolina)
CB DeRon Jenkins (San Diego)

Players Lost (2)

DE Kenny Holmes (N.Y. Giants)
CB Denard Walker (Denver)

2002

Players Signed (4)

S Lance Schulters (San Francisco)
FB Greg Comella (N.Y. Giants)
C Jeff Smith (Jacksonville)
RB Robert Holcombe (St. Louis)

Players Lost (4)

DT Jason Fisk (San Diego)
DT Josh Evans (N.Y. Jets)
LB Greg Favors (Indianapolis)
C Kevin Long (Jacksonville)

2003

Players Signed (0)

Players Lost (5)

WR Kevin Dyson (Carolina)
DT John Thornton (Cincinnati)
CB Dainon Sidney (Buffalo)
CB Donald Mitchell (Dallas)
S Rich Coady (Indianapolis)

2004

Players Signed (0)

Players Lost (2)

DE Jevon Kearse (Philadelphia)
DT Robaire Smith (Houston)

2005

Players Signed (1)

DE Kyle Vanden Bosch (Arizona)

Players Lost (4)

RB Antowain Smith (New Orleans)
WR Eddie Berlin (Chicago)
CB Andre Dyson (Seattle)
TE Shad Meier (New Orleans)

2006

Players Signed (4)

WR David Givens (New England)
S Chris Hope (Pittsburgh)
C Kevin Mawae (N.Y. Jets)
LB David Thornton (Indianapolis)

Players Lost (4)

LB Rocky Boiman (Dallas)
C Justin Hartwig (Carolina)
LB Brad Kassell (N.Y. Jets)
S Tank Williams (Minnesota)

2007

Players Signed (6)

LB Ryan Fowler (RFA-Dallas)
WR Justin Gage (Chicago)
CB Nick Harper (Indianapolis)
CB Kelly Herndon (Seattle)
QB Tim Rattay (Tampa Bay)
S Bryan Scott (New Orleans)

Players Lost (3)

WR Drew Bennett (St. Louis)
DT Robaire Smith (Cleveland)
WR Bobby Wade (Minnesota)

2008

Players Signed (7)

TE Dwayne Blakley (Atlanta)
CB Chris Carr (RFA-Oakland)
TE Al Crumpler (Atlanta)
DE Jevon Kearse (Philadelphia)
WR Justin McCareins (N.Y. Jets)
OT Jake Scott (Indianapolis)
LB Josh Stamer (Buffalo)

Players Lost (8)

G Jacob Bell (St. Louis)
RB Chris Brown (Houston)
LB Gilbert Gardner (Detroit)
TE Ben Hartsock (Atlanta)
DE Travis LaBoy (Arizona)
DE Antwan Odom (Cincinnati)
DT Randy Starks (Miami)
TE Ben Troupe (Tampa Bay)

2009

Players Signed (5)

CB DeMarcus Faggins (Houston)
DT Jovan Haye (Tampa Bay)
WR Mark Jones (Carolina)
QB Patrick Ramsey (Denver)
WR Nate Washington (Pittsburgh)

Players Lost (6)

CB Chris Carr (Baltimore)
DT Albert Haynesworth (Washington)
WR Brandon Jones (San Francisco)
CB Eric King (Detroit)
T Daniel Loper (Detroit)
QB Chris Simms (Denver)

ALL-TIME COACHES ROSTER

Front Office

Coaching Staff

Playoffs

Rookies

2008 Season

Records

HISTORY

Playoff History

Sidelines

Andrus, Bart1997-99, 2008
 #Armstrong, Neill1962-63
 Baggett, Charlie1993-94
 Baugh, Sammy1964-65
 Beatty, Bruce1973
 Beightol, Larry1995
 Bettis, Tom1986-87, '93-94
 #Biles, Ed1974-80, '81-83
 Boghosian, Sam1974-75
 Bourgeois, Andy1973-83
 Breaux, Don1972
 Brown, Greg1997-98
 Bugel, Joe1977-80
 Burke, Matt2006-08
 Bush, Frank1992-94
 Byner, Earnest2008-09
 Callahan, Ray1981-82
 Campbell, Hugh1984-85
 Carpenter, Lew1973-74
 #Cecil, Chuck2001-09
 Childress, Joe1966-70
 *Chow, Norm2005-07
 Conkright, W.F. "Red"1963-64
 *Coury, Dick1994-96
 Cunningham, Gunther2001-03
 *Dalton, O. Kay1983-84
 Devlin, John1984-85
 Devore, Hugh1966-70
 Dickson, George1971
 Dry, F.A.1966-70
 Durden, Earnel1973
 #Eddy, Jim1990-92
 Ettinger, John1964
 *Faraigalli, Joe1985
 \$Fisher, Jeff1994-09
 Gaines, Gene1984-85
 Galat, Joe1981
 Galbraith, Marty2005-09
 Gambold, Bob1978-82
 Gilbert, O'Neill1997-99
 *Gilbride, Kevin1989-94
 Gillman, Sid1973-74
 #Glanville, Jerry1984-89
 Graves, Fred2007-09
 Gray, Jerry1997-00
 Hauck, Tim2009
 *Heimerdinger, Mike 2000-04, '08-09

Helton, Kim1987-89
 Henning, Dan1972
 Henshaw, George1997-05
 *Hill, King1971-80
 Houston, Ken1982-85
 Huff, Gary1986
 Hughes, Ed1971
 Ivy, Frank "Pop"1962-63
 Jackson, Milt1986-88
 James, Ned2002-05
 *Jamieson, Dick1986-87
 Johnson, Craig2000-09
 Jones, June1987-88
 Jones, Ronnie1993
 Lemm, Wally1960-61, '66-70
 Lemmerman, Bruce1984-85
 Loggains, Dowell2008-09
 Lowry, Alan1996-09
 Madro, Joe1972-74
 McCalmon, Miller1986-87
 McCullough, Ken1976
 McFadin, "Bud" Lewis1966-70
 McGinnis, Dave2004-09
 Miller, Burnie1971-73
 Munchak, Mike1995-09
 #Nolan, Dick1981
 Norris, Rex1985-98
 Novak, Frank1989-94
 Padilla, Bob1984-85
 Palmer, Chris1990-92
 Pardee, Jack1990-94
 Peccatiello, Larry1972-75
 Pendergast, Clancy1995
 Perry, Rod1995-96
 Peterson, Bill1972-73
 Pettibon, Richie1974-77
 #Phillips, O.A. "Bum"1974-80
 Phillips, Wade1976-80
 Pritts, Elijah1981-83
 Polsfoot, Fran1968-71, 75-76
 Purnell, Russ1995-98
 Rapp, Vic1983
 Reese, Floyd1986-89
 *Rhome, Jerry1995-96
 Rice, George1975-76
 Roberts, Al1984-85
 Robertson, Marcus2007-09

Robinson, Wayne1966-67
 #Ryan, Buddy1993
 Rymkus, Lou1960-61, '65
 Saban, Nick1988-89
 #Schlinkman, Walt1960-63, 1965-71, 1976
 #Schwartz, Jim1999-08
 Selcer, Dick1981-82
 Sherman, Ray1988-89, 2005-06
 *Shipp, Ken1977-78
 Shively, Doug1986-89
 *Shofner, Jim1981-82
 #Sidwell, Steve1995-96
 Simmons, Warren1996
 Simpson, Jackie1972
 Smith, Jerry1972
 Smith, Richard1988-92
 Smith, Sherman1995-07
 Speedie, Mac1960-61
 Spencer, Joe1961-65
 Stanley, Jim1990-94
 Staub, Ralph1982-83
 Steber, John1964
 *Steckel, Les1995-99
 Rayna Stewart2009
 #Studley, Chuck1983
 Taylor, Hugh "Bones"1964-65
 Thomas, Pat1990-92
 Vinklark, Ronnie2000
 #Wallner, Fred1960-61
 Walsh, Bill1983-86
 Walters, Steve1999-05
 Washburn, Jim1999-09
 Watterson, Steve1988-09
 Wessman, Richie2009
 #Williams, Gregg1993-00
 Withers, Everett2001-06
 Woolley, Joe1973-75
 Young, Bob1990-94
 Young, John Paul1978-80
 Yowarsky, Walt1971
 Zernhelt, John2006-09
 Zwahlen, Ernie1971

*Indicates Offensive Coordinator
 # Indicates Defensive Coordinator
 \$ Indicates Head Coach

ALL-TIME HEAD COACHES SUMMARY

COACH	YEARS	WON	LOST	TIED	PCT.	PTS.	ALLOWED
Lou Rymkus*	1960-61	12	7	1	.625	546	414
Wally Lemm	1961, 1966-70	38	40	4	.487	1,785	1,702
Frank "Pop" Ivy	1962-63	17	12	0	.586	706	662
Sammy Baugh	1964	4	10	0	.285	310	355
Hugh "Bones" Taylor	1965	4	10	0	.285	298	429
Ed Hughes	1971	4	9	1	.321	251	330
Bill Peterson**	1972-73	1	18	0	.052	241	553
Sid Gillman	1973-74	8	15	0	.347	358	556
O.A. "Bum" Phillips	1975-80	59	38	0	.608	1,857	1,741
Ed Biles***	1981-83	8	23	0	.258	526	774
Chuck Studley	1983	2	8	0	.200	179	286
Hugh Campbell****	1984-85	8	22	0	.266	487	787
Jerry Glanville	1985-89	35	35	0	.500	1,535	1,637
Jack Pardee#	1990-94	44	35	0	.556	1,771	1,418
Jeff Fisher##	1994-2008	133	108	0	.552	5,162	4,978
TOTALS	1960-2008	377	390	6	.492	16,012	16,622
(includes postseason)							

* Released after five games in 1961
 ** Released after five games in 1973
 *** Resigned after six games in 1983

****Released after 14 games in 1985
 # Released after 10 games in 1994
 ## Took over after 10 games in 1994

A

56 **Abraham, Robert**, LB, N.C. State, 1982-87
 67 **Ackerman, Tom**, G, E. Washington, 2002-03
 86 **Akiu, Mike**, WR, Hawaii, 1985-86
 95/88 **Aldridge, Allen**, DE, Prairie View, 1971-72
 79 **Aldridge, Kevin**, DE/DT, S. Methodist, 2002
 36 **Aldridge, Melvin**, S, Murray State, 1993
 38 **Alexander, Dan**, RB/FB, Nebraska, 2001
 19 **Alexander, Willie**, CB, Alcorn A&M, 1971-79
 76/80 **Allen, Dalva**, DE, Houston, 1960-61
 31 **Allen, Gary**, RB, Hawaii, 1982
 73 **Allen, George**, DT, W. Texas State, 1966-67
 29 **Allen, Patrick**, CB, Utah State, 1985-90
 56 **Allred, Colin**, LB, Baylor, 2007-08
 76 **Alm, Jeff**, DT, Notre Dame, 1990-93
 84/82 **Alston, Mack**, TE, Maryland State, 1973-76
 54/64 **Amano, Eugene**, C, SE Missouri State, 2004-08
 12 **Amato, Ken**, LS, Montana State, 2003-08
 12 **Anundson, George**, RB, Iowa State, 1973-74
 14 **Anderson, Billy**, QB, Tulsa, 1967
 1 **Anderson, Gary**, K, Syracuse, 2003-04
 22 **Anderson, Herbie**, CB, Texas A&I, 1991
 83 **Anderson, Warren**, WR, W. Virginia St., 1978
 70 **Appleton, Scott**, DT, Texas, 1964-66
 22 **Archie, Mike**, RB, Penn State, 1996-98
 39 **Armstrong, Adger**, RB, Texas A&M, 1980-82
 86 **Arnold, Walt**, TE, New Mexico, 1982-83
Atchason, Jack, TE, W. Illinois, 1960
 48 **Atkins, Bob**, S, Grambling, 1970-75
 96 **Atkins, James**, DT, Virginia Union, 2002-03
 61 **Autry, Hank**, C, So. Mississippi, 1969-70
 42 **Avery, Steve**, FB, No. Michigan, 1989

B

33 **Babb, Gene**, LB, Austin College, 1962-63
 80/11 **Bailey, Harold**, WR, Oklahoma St., 1981-83
 82 **Bailey, Mario**, WR, Washington, 1992
 18 **Baker, Ed**, QB, Lafayette, 1972
 75 **Baker, Jesse**, DE, Jacksonville St. (AL), 1979-87
 84 **Baker, Johnny**, LB, Mississippi St., 1963-66
 12/18 **Baker, Melvin**, WR, Texas Southern, 1972
 98 **Ball, Dave**, DE, UCLA, 2008
 40 **Banfield, Tony**, CB, Oklahoma St., 1960-65
 36 **Banks, Chuck**, FB, W. Virginia Tech, 1987
 97 **Banks, Robert**, DE, Notre Dame, 1988
 49/86 **Barber, Mike**, TE, Louisiana Tech, 1976-81
 28 **Barclay, Chris**, RB, Wake Forest, 2007
 58 **Barnes, Pete**, LB, Southern, 1967-68
 22/32 **Barnes, Tomur**, CB, North Texas, 1994-97
 56/51 **Barrow, Micheal**, LB, Miami (FL), 1993-96
 27 **Bass, Glen**, WR, East Carolina, 1967-68
 63 **Baumgartner, Steve**, DE, Purdue, 1977-79
 11 **Beathard, Pete**, QB, USC, 1967-69
 78 **Beams, Byron**, DT, Notre Dame, 1961
 17 **Beck, Braden**, K, Stanford, 1971
 24 **Beckham, Tony**, CB, Wisconsin-Stout, 2002-05
 81/88 **Beirne, Jim**, WR, Purdue, 1968-73, 1975-76
 33 **Bell, Billy**, CB, Lamar, 1989
 60 **Bell, Jacob**, G/T, Miami (OH), 2004-07
 57 **Belotti, George**, C, USC, 1960-61
 13/19 **Bennett, Drew**, WR, UCLA, 2001-06
 52/50/51 **Benson, Duane**, LB, Hamline, 1974-76
 82 **Berlin, Eddie**, WR, N. Iowa, 2001-04
 83 **Bergey, Bruce**, DT, UCLA, 1971
 65 **Bethea, Elvin**, DE, N. Carolina A&T, 1968-83
 4 **Beverly, David**, P, Auburn, 1974
 82 **Billingsley, Ron**, DT, Wyoming, 1971-72
 54 **Bingham, Gregg**, LB, Purdue, 1973-84
 2 **Birdsong, Craig**, S, N. Texas State, 1987
 21 **Bironas, Rob**, K, Georgia Southern, 2005-08
 23 **Bishop, Blaine**, S, Ball State, 1993-01
 66/63 **Bishop, Sonny**, G, Fresno State, 1964-69
 27 **Blahak, Joe**, S, Nebraska, 1973

84 **Blakley, Dwayne**, TE, Missouri, 2008
 16 **Blanda, George**, QB, Kentucky, 1960-66
 42 **Blanks, Sid**, RB, Texas A&I, 1964-68
 52 **Bockwoldt, Colby**, LB, Brigham Young, 2006
 50 **Boiman, Rocky**, LB, Notre Dame, 2002-05
 33 **Booker, Michael**, CB, Nebraska, 2000-01
 25 **Bostic, Keith**, S, Michigan, 1983-88
 37 **Botchan, Ron**, LB, Occidental, 1961
 77 **Boucher, Scott**, G, N.E. Louisiana*, 1987
 58/59 **Bowden, Joe**, LB, Oklahoma, 1992-99
 52 **Boyette, Garland**, LB, Grambling, 1966-72
 85 **Brabham, Danny**, LB, Arkansas, 1963-67
 10 **Bradshaw, Craig**, QB, Utah State, 1980
 58 **Brantley, John**, LB, Georgia, 1989
 52 **Brazile, Robert**, LB, Jackson State, 1975-84
 21 **Brezina, Bobby**, RB, Houston, 1963
 92 **Briehl, Tom**, LB, Stanford, 1985-8
 83 **Broadnax, Jerry**, TE, Southern, 1974
 88 **Brooks, Billy**, WR, Oklahoma, 1981
 73 **Brooks, Leo**, DT, Texas-Austin, 1970-72
 29 **Brown, Chris**, RB, Colorado, 2003-07
 22 **Brown, Don**, RB, Houston, 1960
 31/33 **Brown, Gary**, RB, Penn State, 1991-95
 84 **Brown, Larry**, TE, Georgia, 1999-00
 17/89 **Brown, Reggie**, WR, Alabama State, 1993-94
 27 **Brown, Sonny**, S, Oklahoma, 1987
 24 **Brown, Steve**, CB, Oregon, 1983-90
 22 **Brown, Tony**, CB, Fresno State, 1992-93
 97 **Brown, Tony**, DT, Memphis, 2006-08
 38 **Bryant, Domingo**, S, Texas A&M, 1987-88
 81 **Bryant, Steve**, WR, Purdue, 1982-84
 53 **Bulluck, Keith**, LB, Syracuse, 2000-08
Burke, Edward, G, Notre Dame, 1964
 25 **Burrill, Ode**, RB, Mississippi State, 1964-69
 00 **Burrough, Ken**, WR, Texas Southern, 1971-81
 68 **Burton, Al**, DE, Bethune-Cookman, 1976
 94 **Burton, Kendrick**, DE, Alabama, 1996
 94 **Bush, Frank**, LB, N.C. State, 1985-86
 87 **Butler, Jim**, TE, Tulsa, 1972
 2 **Butler, Skip**, K, Texas-Arlington, 1972-77
 35 **Butts, Marion**, RB, Florida State, 1995
 83 **Byrd, Isaac**, WR, Kansas, 1997-99
 71 **Byrd, Richard**, DT, So. Mississippi, 1985-89

C

40 **Cain, Jeremy**, FB/LS, Massachusetts, 2007
 79 **Caldwell, Bryan**, DE, Arizona State, 1984
 87 **Calico, Tyron**, WR, Middle Tenn. St, 2003-05
 54 **Calmus, Rocky**, LB, Oklahoma, 2002-04
 16 **Camarillo, Rich**, P, Washington, 1994-95
 34 **Campbell, Earl**, RB, Texas, 1978-84
 35 **Campbell, Woody**, RB, Northwestern, 1967-71
 20 **Cannon, Billy**, RB, Louisiana State, 1960-63
 14 **Carlson, Cody**, QB, Baylor, 1987-94
 26 **Carpenter, Rob**, RB, Miami (OH), 1977-81
 29 **Carr, Chris**, DB, Boise State, 2008
 63 **Carr, Levert**, T, No. Central State, 1972-73
 53 **Carrell, John**, LB, Texas Tech, 1966
 88 **Carrington, Ed**, TE, Virginia, 1969
 63 **Carroll, Ronnie**, G/DT, Sam Houston St, 1974-75
 82 **Carson, John**, TE, Georgia, 1960
 63/58 **Carter, Kevin**, C, W. Kentucky, 1977-84
 93 **Carter, David**, DE, Florida, 2001-04
 46/85 **Carter, Pat**, TE, Florida State, 1994
 41 **Carwell, Larry**, CB, Iowa State, 1967-68
 87 **Casper, Dave**, TE, Notre Dame, 1980-83
 88 **Caster, Rich**, WR, Jackson State, 1978-80
 56/90 **Caston, Toby**, LB, Louisiana State, 1987-88
 51 **Caveness, Ron**, LB, Arkansas, 1966-68
 52 **Cecil, Chuck**, S, Arizona, 1995
 57 **Chamberlin, Frank**, LB, Boston College, 2000-02
Chancellor, Ken, C, Houston, 1964
 12 **Chandler, Chris**, QB, Washington, 1995-96

Front Office

Coaching Staff

Players

Rookies

2008 Season

Records

HISTORY

Playoff History

Sidelines

ALL-TIME PLAYER ROSTER

Front Office

Coaching Staff

Players

Rookies

2008 Season

Records

HISTORY

Playoff History

Sidelines

- 25 Charles, John, S. Purdue, 1971-74
 57 Cheek, Richard, G. Auburn, 1972
 Cheeks, B.W., RB, Texas Southern, 1965
 79 Childress, Ray, DL, Texas A&M, 1985-95
 55 Cindrich, Ralph, LB, Pittsburgh, 1973-75
 42 Clark, Boobie, RB, Bethune-Cookman, 1979-80
 96 Clauss, Jared, DT, Iowa, 2004-05
 31 Cline, Doug, LB, Clemson, 1960-66
 24 Clinton, Charles, CB, San Jose State*, 1987
 29 Coady, Rich, S. Texas A&M, 2002
 35 Cobble, Eric, RB, S.W. Texas State*, 1987
 16 Cochrane, Kelly, QB, Miami (FL), 1972
 39 Cole, Lee, CB, Arizona State, 1996
 87 Cole, Linzy, WR, TCU, 1971
 80 Coleman, Chris, WR, N.C. State, 2000-01
 59 Colman, Doug, LB, Nebraska, 1999
 87 Coleman, Pat, WR, Mississippi, 1990-94
 47 Coleman, Ronnie, RB, Alabama A&M, 1974-81
 5 Collins, Kerry, QB, Penn State, 2006-08
 33 Comella, Greg, FB, Stanford, 2002
 20 Compton, Dick, WR, McMurray, 1965
 77 Conover, Sean, DE, Bucknell, 2006-07
 78 Cook, Anthony, DE/DT, So. Carolina St, 1995-98
 98 Cooks, Rayford, DE, No. Texas State*, 1987
 8 Cooper, Joe, K, Cal-Berkeley, 1984
 51 Cordova, Jorge, LB, Nevada, 2007
 57 Corker, John, LB, Oklahoma State, 1980-82
 33 Cotney, Mark, S. Cameron State, 1975
 76 Cowlings, Al, LB, USC, 1973-74
 40 Craft, Donnie, RB, Louisville, 1982-83
 89 Craig, Dobie, WR, Howard Payne, 1964
 48 Cramer, Casey, TE, Dartmouth, 2006-08
 59 Croyle, Phil, LB, Cal-Berkeley, 1971-73
 83 Crumpler, Alge, TE, North Carolina, 2008
 78 Culp, Curley, DT, Arizona State, 1974-80
 78 Culpepper, Ed, DT, Alabama, 1962-63
 49 Cunningham, Dick, LB, Arkansas, 1973
 20 Currier, Bill, DB, South Carolina, 1977-79
 50 Curry, Bill, C. Georgia Tech, 1973
 80/53 Cutsinger, Gary, DE, Oklahoma St., 1962-68

D

- 13 Daft, Kevin, QB, California-Davis, 1999
 87 Darby, Al, WR, Florida, 1976
 85 Darrington, Chris, WR, Weber State*, 1987
 88 Daum, Mitch, TE, Wyoming, 1987
 66 Davidson, Greg, C, No. Texas, 1980-82
 90 Davidson, Kenny, DE, LSU, 1994-95
 Davidson, Pete, WR, Citadel, 1960
 12 Davis, Bob, QB, Virginia, 1967-69
 77 Davis, Bruce, T. UCLA, 1987-89
 17 Davis, Chris, WR, Florida State, 2007-08
 84 Davis, Donnie, TE, Southern, 1970
 73 Davis, John, G/C, Georgia Tech, 1987-88
 58 Davis, Marvin, LB, Southern, 1974
 20 Davis, Mike, CB, Cincinnati, 1994
 86/84 Davis, Willie, WR, Cent. Arkansas, 1996-98
 34/33 Dawkins, Joe, RB, Wisconsin, 1970-71, 1976
 66 Dawson, Doug, G, Texas, 1990-93
 20 Dawson, Rhett, WR, Florida State, 1972
 67 Dean, Jimmy, DE, Texas A&M, 1978
 3 Del Greco, Al, K, Auburn, 1991-00
 23 Dempsey, Tom, K, Palomar, J.C., 1977
 88 Dewveall, Willard, TE, SMU, 1961-64
 35 Dickenson, Bo, RB, Mississippi So., 1963
 10 Dickey, Lynn, QB, Kansas State, 1971-75
 9 Dietrich, John, K, Ball State*, 1987
 66/64 DiNapoli, Genaro, G, Virginia Tech, 2000-02
 81 Dirden, Johnnie, WR, Sam Houston, 1978
 28 Dishman, Chris, CB, Purdue, 1988-96
 64 Dixon, Joe, DT, Tulsa, 1987
 50 Dodge, Kirk, LB, Nevada-Las Vegas, 1986
 31 Donaldson, Jeff, S. Colorado, 1984-89

- 71 Domres, Tom, DT, Wisconsin, 1968-71
 77 Donnalley, Kevin, T/G, No. Carolina, 1991-97
 57 Dorenbos, Jon, LS, UTEP, 2005-06
 69 Dorris, Andy, DE, New Mexico St., 1977-81
 30/33 Dorsett, Anthony, CB, Pittsburgh, 1996-99
 21 Douglas, John, CB, Texas Southern, 1969-70
 88 Dressel, Chris, TE, Stanford, 1983-86
 82/85 Drewrey, Willie, WR, W. Virginia, 1985-88, '93
 75 Drungo, Elbert, T, Tennessee State, 1969-77
 30 Dukes, Mike, LB, Clemson, 1960-63
 38 Dumas, Mike, S, Indiana, 1991-93
 31 Duncan, Brian, RB, SMU, 1978
 80 Duncan, Curtis, WR, Northwestern, 1987-93
 11 Duniven, Tom, QB, Texas Tech, 1977-78
 91 Dunn, Anthony, DE, Northern Colorado, 2003
 22 Dyson, Andre, CB, Utah, 2001-04
 87 Dyson, Kevin, WR, Utah, 1998-02

E

- 26 Eaglin, Larry, CB, S.F. Austin, 1973
 82 Ealy, Biren, WR, Houston, 2007
 21 Eason, Bo, S, Cal-Davis, 1984-87
 75 Eatman, Irv, T, UCLA, 1995-96
 21 Eaton, Tracey, S, Portland St., 1988-89
 20/36 Echols, Mike, CB, Wisconsin, 2002-04
 87 Eccles, Scott, TE, E. New Mexico*, 1987
 87 Edwards, Emmett, WR, Kansas, 1975
 35/32 Edwards, Stan, RB, Michigan, 1982-86
 26 Elkins, Lawrence, WR, Baylor, 1965-68
 6 Elkins, Mike, QB, Wake Forest, 1992
 85 Ellender, Richard, WR, McNeese State, 1979
 8 Elling, Aaron, K, Wyoming, 2004
 60 El-Mashtoub, Hicham, C, Arizona, 1995-96
 96 Embray, Keith, DE, Utah, 2000-01
 52 Ena, Justin, LB, Brigham Young, 2004
 91 Evans, Josh, DT, Ala.-Birmingham, 1995-99, 2001
 86 Evans, Robert, E, Texas A&M, 1965
 73 Evans, Norman, T, TCU, 1965
 78 Eyre, Nick, T, BYU, 1981

F

- 29 Fairley, Leonard, S, Alcorn A&M, 1974
 51 Fairs, Eric, LB, Memphis State, 1986-91
 86 Fanning, Stan, DE, Idaho, 1964
 67 Fanucci, Mike, DE, Arizona State, 1973
 20 Farr, Miller, CB, Wichita State, 1967-69
 96/57 Faryniarz, Brett, LB, San Diego State, 1994
 71 Faulkner, Stanley, T, Texas, 1964
 51 Favors, Greg, LB, Mississippi State, 1999-01
 74 Ferguson, Gene, T, Norfolk State, 1971-72
 77 Fields, Angelo, T, Michigan State, 1980-81
 31 Finnegan, Cortland, CB, Samford, 2006-08
 94 Fisher, Bryce, DE, Air Force, 2007
 70/60 Fisher, Ed, G, Arizona State, 1974-82
 97 Fisk, Jason, DT, Stanford, 1999-01
 55 Flannery, John, G/C, Syracuse, 1991-94
 44 Fleming, Troy, FB, Tennessee, 2004-05
 75 Floyd, Don, DE, TCU, 1960-68
 83 Floyd (Seabron), Malcolm, WR, Fresno St, 1994-96
 11/13 Foote, James, QB, Delaware Valley, 1974, '76
 88 Ford, Bernard, WR, Central Florida, 1990
 92 Ford, Henry, DE, Arkansas, 1994-02
 78 Ford, Jacob, DE, Central Arkansas, 2007-08
 89 Foster, Eddie, WR, Houston 1977-78
 78 Foster, Jerome, DE, Ohio State, 83-84
 Fowler, Delbert, LB, West Virginia, 1981
 53 Fowler, Jerry, G, N.W. Louisiana, 1964
 52 Fowler, Ryan, LB, Duke, 2007-08
 59 Fox, Scott, LB, Austin Peay*, 1987
 77 Francis, Doug, T, Ohio State, 1983-84
 62 Franklin, Jerrell, G, Southern*, 1987
 28 Frazier, Charles, WR, Texas So., 1962-68
 56 Frazier, Wayne, C, Auburn, 1965

ALL-TIME PLAYER ROSTER

83/74 **Frazier, Willie**, TE, Ark. &M, 1964-65, '71, '75
 94 **Frederick, Mike**, DE, Virginia, 1999
 69 **Freelon, Solomon**, G, Grambling, 1972-74
 62 **Frey, Dick**, G, Texas A&M, 1961
 93 **Frisch, Byron**, DE, BYU, 2000
 16 **Fritsch, Toni**, K, None, 1977-81
 55 **Frongillo, John**, C, Baylor, 1962-66
 22 **Fuller, Vincent**, S, Virginia Tech, 2005-08
 95 **Fuller, William**, DE, No. Carolina, 1986-93
 66 **Funchess, Tom**, T, Jackson State, 1971-73
 17 **Furrer, Will**, QB, Virginia Tech, 1995

G

12 **Gage, Justin**, WR, Missouri, 2007-08
 35 **Ganther, Quinton**, RB, Utah, 2006-08
 8 **Garcia, Teddy**, K, N.E. Louisiana, 1990
 30 **Gardner, Rich**, CB, Penn State, 2004-05
 59 **Gardner, Gilbert**, LB, Purdue, 2007
 82 **Garrison, Gary**, WR, San Diego State, 1977
 38 **Gehring, Mark**, TE, E. Washington*, 1987
 73 **Geisinger, Justin**, C/G, Vanderbilt, 2006
 27 **George, Eddie**, RB, Ohio State, 1996-03
 35/26 **George, Spencer**, RB, Rice, 1997-99
 3 **Gerela, Roy**, K, New Mexico State, 1969-70
 29 **Germany, Willie**, S, Morgan State, 1975
 13 **Gesser, Jason**, QB, Washington State, 2003
 88 **Giles, Jimmie**, TE, Alcorn Univ., 1977
 87 **Givens, David**, WR, Notre Dame, 2006-07
 81 **Givins, Ernest**, WR, Louisville, 1986-94
 27 **Glick, Freddy**, S, Colorado State, 1961-66
 54 **Glover, Phil**, LB, Utah, 1999
 56 **Godfrey, Randall**, LB, Georgia, 2000-02
 68 **Golic, Mike**, DT, Notre Dame, 1985-87
 69/68 **Goode, Tom**, C, Mississippi State, 1962-65
 98 **Goodman, Brian**, G, UCLA, 1973-74
 69 **Gordon, Amon**, DT, Stanford, 2008
 47 **Gordon, Bobby**, S, Tennessee, 1960
 8 **Gossett, Jeff**, P, E. Illinois, 1987
 93 **Graf, Rick**, LB, Wisconsin, 1991-92
 32 **Granger, Hoyle**, RB, Mississippi St, 1966-70, '72
 62 **Grant, Ken**, G, Howard Payne, 1970
 60 **Graham, Aaron**, C, Nebraska, 2002
 21 **Gray, Jerry**, CB, Texas, 1992
 74 **Gray, Leon**, OT, Jackson St., 1979-81
 21 **Gray, Mel**, KR/WR, Purdue, 1995-97
 65 **Greaves, Gary**, DE, Miami (FL), 1960
 11 **Green, Dave**, P, Ohio, 1973
 20 **Green, Mike**, RB, Houston, 2000-02
 36 **Gresham, Bob**, RB, W. Virginia, 1973-74
 33 **Griffin, Michael**, S, Texas, 2007-08
 22 **Griffin, Larry**, DB, N. Carolina, 1986
 59 **Grimmsley, John**, LB, Kentucky, 1984-90
 89 **Groman, Bill**, Heidelberg, 1960-62, '66
 81 **Groth, Jeff**, WR, Bowling Green, 1979-80
 57 **Gruneisen, Sam**, C, Villanova, 1973
 85 **Guenther, Gregg**, TE, USC, 2005
Guy, Buzz, G, Duke, 1961
 46 **Guidry, Paul**, LB, McNeese, St., 1973
 43 **Guzik, John**, LB, Pittsburgh, 1961

H

70 **Haayer, Adam**, OT, Minnesota, 2001
 21 **Hadl, John**, QB, Kansas, 1976-77
Hadwood, Rickey, DE, So. Carolina*, 1987
 86 **Haik, Mac**, WR, Mississippi, 1968-71
 93 **Halapin, Mike**, DT, Pittsburgh, 1996-97
 45 **Hall, Ahmard**, FB, Texas, 2006-08
 61 **Hall, Barry**, OT, Middle TN State, 2001
 97 **Hall, Carlos**, DE, Arkansas, 2002-04
 21 **Hall, Ken**, RB, Texas A&M, 1960-61
 51 **Hall, Lemanski**, LB, Alabama, 1994-97
 90 **Hamm, Bob**, DE, Nevada-Reno, 1983-84
 82 **Hannah, Travis**, WR, USC, 1993-95
 30 **Hardeman, Don**, RB, Texas A&I, 1975-77

33 **Harmon, Ronnie**, RB, Iowa, 1996-97
 20 **Harper, Nick**, CB, Fort Valley State, 2007-08
 86 **Harris, Corey**, WR, Vanderbilt, 1992
 88 **Harris, Jackie**, TE, NE Louisiana, 1998-99
 61 **Harris, Larry**, G, Oklahoma State, 1978
 80/83 **Harris, Leonard**, WR, Texas Tech, 1987-93
 64 **Harris, Leroy**, G/C, N.C. State, 2007-08
 48 **Harris, Odie**, S/CB, Sam Houston St., 1995
 26 **Harris, Tuff**, DB, Montana, 2008
 88/47 **Hartsock, Ben**, TE, Ohio State, 2006-07
 36 **Hartwig, Carter**, DB, USC, 1979-84
 77 **Hartwig, Justin**, G, Kansas, 2002-05
 54/88 **Harvey, Claude**, LB, Prairie View, 1970-71
 70 **Harvey, Jim**, G, Mississippi, 1972
 21 **Hatchett, Derrick**, CB, Texas, 1983
 70 **Hatfield, Mark**, T, Bishop's (Que.), 1995
 56 **Havig, Dennis**, G, Colorado, 1976
 87 **Hawkins, Lavelle**, WR, California, 2008
 86 **Hawkins, Nat**, WR, Nevada-Las Vegas, 1975
 49 **Hayes, Chad**, TE, Maine, 2002
 62 **Hayes, Jim**, DT, Jackson State, 1965-66
 71 **Hayes, Melvin**, T, Mississippi State, 1996-97
 95 **Hayes, William**, DE, Winston-Salem, 2008
 70 **Hayman, Conway**, G, Delaware, 1975-80
 13 **Haymond, Alvin**, S, Southern, 1973
 92/91 **Haynesworth, Albert**, DT, Tennessee, 2002-08
 38 **Hebert, Jason**, S, Rice, 2002
 72 **Helluni, Jerry**, DT, Tulane, 1960
 53 **Henderson, Thomas**, LB, Langston, 1980
 44 **Hendrickson, Steve**, HB/F, California, 1995
 37/87 **Hennigan, Charles**, WR, N.W. La., 1960-66
 42 **Henry, Chris**, RB, Arizona, 2007-08
 20 **Henry, Travis**, RB, Tennessee, 2005-06
 15 **Hentrich, Craig**, P/K, Notre Dame, 1998-2008
 73 **Herchman, Bill**, DT, Texas Tech, 1962
 41 **Herndon, Kelly**, Toledo, 2007
 28 **Hicks, Dwone**, RB, Middle Tennessee St., 2003
 42 **Hicks, Skip**, RB, UCLA, 2001
 33 **Hicks, W.K.**, CB, Texas Southern, 1964-69
 32 **Highsmith, Alonzo**, FB, Miami (FL), 1987-89
 61 **Highsmith, Walter**, T, Florida A&M, 1972
 80 **Hill, Darrell**, WR, N. Illinois, 2002-04
 85 **Hill, Drew**, WR, Georgia Tech, 1985-91
 23 **Hill, Greg**, CB, Oklahoma State, 1983
 72 **Hill, Kent**, G, Georgia Tech, 1986-87
 21 **Hill, Reynaldo**, CB Florida, 2005-08
 78/70 **Hines, Glen Ray**, T, Arkansas, 1966-70
 87 **Hinton, Eddie**, WR, Oklahoma, 1973
 27 **Hoage, Terry**, S, Georgia, 1993
 53 **Hoaglin, Fred**, C, Pittsburgh, 1974-75
 36/34 **Hoffman, Dalton**, RB, Baylor, 1964
 35 **Holcombe, Robert**, RB, Illinois, 2002-04
Holigan, Henry, RB, Bishop College, 1963
 99 **Holmes, Kenny**, DE, Miami (FL), 1997-00
 79 **Holmes, Pat**, DE, Texas Tech, 1966-72
 39/36 **Holmes, Robert**, RB, Southern, 1971, 1975
 84 **Holston, Mike**, WR, Morgan State, 1981-84
 24 **Hope, Chris**, S, Florida State, 2006-08
 28 **Hopkins, Andy**, RB, S.F. Austin, 1971
 72 **Hopkins, Brad**, T, Illinois, 1993-05
 36 **Hopkins, Roy**, RB, Texas Southern, 1967-71
 29 **Houston, Ken**, S, Prairie View, 1967-72
 66 **Howell, Pat**, G, USC, 1983-85
 6 **Howfield, Ian**, K, Tennessee, 1991
 11 **Humphrey, Buddy**, QB, Baylor, 1966
 97/51 **Hunt, Calvin**, C, Baylor, 1972-73
 50 **Hunt, Daryl**, LB, Oklahoma, 1979-84
 72 **Hunt, Kevin**, T, Doane (NE), 1973-77
 61 **Hunt, Purvis**, G/T, Mississippi St., 1995-96
 30 **Hunter, Herman**, RB, Tennessee St., 1987
 25 **Hunter, Torey**, CB, Washington St., 1995
 82 **Husmann, Ed**, DT, Nebraska, 1961-65

Front Office

Coaching Staff

Players

Rookies

2008 Season

Records

HISTORY

Playoff History

Sidelines

ALL-TIME PLAYER ROSTER

Front Office

Coaching Staff

Players

Rookies

2008 Season

Records

HISTORY

Playoff History

Sidelines

- I**
- 28 Iwuoma, Chidi, CB, California, 2007
- J**
- 39 Jackson, Andrew, RB, Iowa State, 1987
 46 Jackson, Bob, RB, New Mexico State, 1964
 84 Jackson, Chris, WR, Washington State, 2000
 86 Jackson, Kenny, WR, Penn State, 1989
 33 Jackson, Ray, RB, Cincinnati, 2003
 41 Jackson, Sean, RB, Florida State, 1994
 24 Jackson, Steve, CB, Purdue, 1991-99
 84 Jacobs, Ray, DT, Howard Payne, 1963
 49 James, Arrike, TE, Delta State, 1987
 6 James, John, P, Florida, 1982-84
 70 Jamison, Al, T, Colgate, 1960-62
 23 Jancik, Bobby, S, Lamar Tech, 1962-67
 47 Jaquess, Pete, CB, New Mexico, 1964-65
 21 Jefferson, Charles, DB, McNeese St., 1979-80
 53 Jefferson, Thad, LB, Hawaii*, 1987
 84/80 Jeffries, Haywood, WR, N.C. State, 1987-95
 60 Jenkins, Al, G, Morris Brown, 1973
 25 Jenkins, DeRon, CB, Tennessee, 2001
 21 Johns, Pete, S, Tulane, 1967-69
 15 Johnson, Al, S, Cincinnati, 1972-78
 99 Johnson, Antonio, DT, Mississippi State, 2007
 86 Johnson, Alex, WR, Miami (FL), 1991
 33 Johnson, Benny, CB, J.C. Smith, 1970-73
 84 Johnson, Billy, WR/KR, Widener, 1974-80
 57 Johnson, Byron, LB, Baylor*, 1987
 12 Johnson, Charley, QB, New Mex. St., 1970-71
 28 Johnson, Chris, RB, East Carolina, 2008
 12 Johnson, Doug, QB, Florida, 2004
 90 Johnson, Ezra, DE, Morris Brown, 1990-91
 35 Johnson, John H., RB, Arizona State, 1966
 22 Johnson, Kenny, S, Mississippi St., 1986-89
 11 Johnson, Lee, P, BYU, 1985-87
 97 Johnson, Mike, DE, Illinois, 1984-85
 38 Johnson, Rich, RB, Illinois, 1969
 23 Johnson, Richard, CB, Wisconsin, 1985-92
 45 Johnson, Tracy, FB, Clemson, 1989
 57 Johnson, Walter, LB, La Tech, 1987-88
 41 Johnston, Mark, CB, Northwestern, 1960-63
 40/18 Joiner, Charlie, WR, Grambling, 1969-72
 57 Joiner, Tim, LB, LSU, 1983-84
 40 Jolley, Lewis, RB, No. Carolina, 1972-73
 81 Jones, Brandon, WR, Oklahoma, 2005-08
 25 Jones, Gene, CB, Rice, 1961
 91 Jones, Harris, G, J.C. Smith, 1973-74
 61 Jones, Jason, DT, Eastern Michigan, 2008
 57 Jones, Lenoy, LB, TCU, 1996-98
 96 Jones, Mike, DT/DE, N.C. State, 1999
 32 Jones, Pacman, CB, West Virginia, 2005-06
 27/19 Jones, Quintin, S, Pittsburgh, 1989-90
 96 Jones, Sean, DE, Northeastern, 1988-93
 11 Jones, Spike, P, Georgia, 1970
 82 Jones, Tony, WR, Texas, 1990-91, 1993
 30 Jones, Victor, RB, LSU, 1990-91
 71 Jones, Willie, DE, Kansas State, 1967
 31 Joyner, Larry, S, Minnesota*, 1987
 38 Joyner, Willie, RB, Maryland, 1984
- K**
- 31 Kafentzis, Kurt, S, Hawaii*, 1987
 55 Kassel, Brad, LB, N. Texas State, 2002-05
 22 Kay, Bill, CB, Purdue, 1981-83
 90 Kearse, Jevon, DE, Florida, 1999-03, 2008
 59 Kegalr, Stanford, LB, Purdue, 2008
 62 Kellemeyer, Doug, G, BYU*, 1987
 58 Kelley, Mike, C/G, Notre Dame, 1985-87
 73/72 Kelly, Bob, DT, New Mexico State, 1961-63
 4 Kempf, Florian, K, Pennsylvania, 1982-84
 34 Kendall, Chuck, S, UCLA, 1960
 67/71 Kennard, Ken, DE, Angelo State, 1977-83

- 27 Kennedy, Mike, DB, Toledo, 1984
 86 Kent, Joey, WR, Tennessee, 1997-99
 18 Kerbow, Randy, WR, Rice, 1963-64
 50/52 Kidd, Billy, C, Houston, 1987
 50 Killens, Terry, LB, Penn State, 1996-00
 27 Kinard, Terry, S, Clemson, 1990
 50/53/57 Kiner, Steve, LB, Tennessee, 1974-78
 46 King, Claude, RB, Houston, 1961
 30 King, Eric, CB, Wake Forest, 2006-08
 30 King, Kenny, RB, Oklahoma, 1979
 88 Kinney, Erron, TE, Florida, 2000-06
 89 Kinney, George, DE, Wylie, 1965
 79 Kirk, Ernest, DE, Howard Payne, 1977
 72 Klotz, Jack, T, Penn State, 1964
 21 Knight, Leander, S, Montclair State, 1990
 25 Knoff, Kurt, DB, Kansas, 1977-78
 99 Kocurek, Kris, DT, Texas Tech, 2001-02
 72 Koncar, Mark, T, Colorado, 1982
 56 Kozak, Scott, LB, Oregon, 1989-93
 57 Kramer, Jordan, LB, Idaho, 2003-04
 17 Krieg, Dave, QB, Milton (WI), 1997-98
 37 Kush, Rod, S, Nebraska-Omaha, 1985-86
- L**
- 91 LaBoy, Travis, DE, Hawaii, 2004-07
 99 Land, Ernie, DT, Grambling, 1966
 73/72 Lanphear, Dan, DE, Wisconsin, 1960, 1962
 34 Laraway, Jack, LB, Purdue, 1961
 72 Larkin, Eric, T, Miami (FL)*, 1987
 57 Lathan, Lamar, LB, Houston, 1990-94
 66 Layman, Jason, T/G, Tennessee, 1996-99
 83 Leach, Mike, TE, William & Mary, 2000-01
 15 Lee, Jackey, QB, Cincinnati, 1960-63, 1966-67
 86 Ledbetter, Monte, WR, N.W. Louisiana, 1967
 62 LeMoine, Jim, G, Utah State, 1968-69
 23 LeVias, Jerry, WR, SMU, 1969-70
 29 Lewis, Darryll, CB, Arizona, 1991-98
 37/55 Lewis, Jess, LB, Oregon State, 1970
 55 Lewis, Richard, LB, Portland State, 1972
 49 Lewis, Roderick, TE, Arizona, 1994-97
 80 Little, John, DT, Oklahoma State, 1975-76
 36 Little, Rafael, RB, Kentucky, 2008
 58 Logan, James, LB, Memphis, 1995
 60 Long, Kevin, C, Florida State, 1998-01
 99 Long, Rien, DT, Washington State, 2003-06
 70 Loper, Daniel, OT, Texas Tech, 2005-08
 58/51/53 Lou, Ron, C, Arizona State, 1972-73, *76
 12 Loveall, Calvin, CB, Idaho, 1988
 37 Lowry, Calvin, S, Penn State, 2006-07
 10 Luck, Oliver, QB, W. Virginia, 1982-86
 32 Lumpkin, Ron, CB, Arizona State, 1975
 40 Lundy, Dennis, RB, Northwestern, 1995
 28 Lyday, Allen, S, Nebraska, 1984-87
 93 Lyles, Robert, LB, TCU, 1984-90
 98 Lyons, Pratt, DT/DE, Troy State (AL), 1997-98
- M**
- 98 Madsen, Lynn, DE, Washington, 1986
 78 Maggs, Don, T/G, Tulane, 1986-92
 94 Mahelona, Jesse, DT, Tennessee, 2006-07
 22 Majors, Joe, DB, Florida State, 1960
 8 Manning, Archie, QB, Mississippi, 1982-83
 50 Maples, Bobby, C, Baylor, 1965-70
 5 Marcol, Chester, K, Hillsdale, 1980
 62 Marcontell, Ed, G, Lamar Tech, 1967
 77 Marshall, Rich, DT, S.F. Austin, 1967-68
 58 Marshall, Wilber, LB, Florida, 1993
 94 Martin, Charles, DT, Livingston, 1987
 20 Martin, Emanuel, CB, Alabama State, 1993
 68 Martin, Matt, T, Kansas State, 2002-03
 56/51 Marts, Lonnie, LB, Tulane, 1997-98
 13/85 Mason, Derrick, WR, Michigan State, 1997-04

ALL-TIME PLAYER ROSTER

47 **Maston, Le'Shai**, RB, Baylor, 1993-94
 76 **Mathews, Jason**, T, Texas A&M, 1998-04
 74 **Matthews, Bruce**, G/C/T, USC, 1983-01
 11 **Matthews, Steve**, QB, Memphis State, 1998
 78 **Matuszak, John**, DT, Tampa, 1973
 55 **Mauck, Carl**, C, Southern Illinois, 1975-81
 8 **Mauck, Matt**, QB, LSU, 2005
 68 **Mawae, Kevin**, C, Louisiana State, 2006-08
 42 **Maxwell, Tommy**, S, Texas A&M, 1974
 77 **Mayes, Ben**, DT, Drake, 1969
 80 **Mayo, Ron**, TE, Morgan State, 1973
 86 **Mays, Damon**, WR, Missouri, 1992-93
 81 **McAddley, Jason**, WR, Alabama, 2004
 60 **McCantless, Jim**, G, Clemson, 1960
 78 **McCants, Keith**, DE, Alabama, 1993-94
 86/19 **McCareins, Justin**, WR, N. Illinois, 2001-03, 2008
 89 **McCloskey, Mike**, TE, Penn State, 1983-85
 71 **McCollum, Bubba**, DT, Kentucky, 1974
 59 **McConnell, Brian**, LB, Michigan, 1973
 28 **McCullough, George**, CB, Baylor, 1997-99
 McDaniel, Wahoo, L.B. Oklahoma, 1960
 84 **McDole, Ron**, DE, Nebraska, 1962
 31 **McDonald, Keith**, WR, San Jose St.*, 1987
 25 **McDowell, Bubba**, S, Miami (FL), 1989-94
 64 **McFadin, Bud**, DT, Texas, 1964-65
 42 **McGarrahan, Scott**, S, New Mexico, 2003-04
 95 **McGhee, Kanavis**, DE, Colorado, 1995
 87 **McKeehan, James**, TE, Texas A&M, 1995-97
 81 **McLeod, Bob**, TE, Abilene Christian, 1961-65
 26 **McMillian, Audrey**, CB, Houston, 1985-87
 9 **McNair, Steve**, QB, Alcorn State, 1995-05
 37/48 **McNair, Todd**, RB/FB, Temple, 1994-95
 89 **McNeil, Gerald**, WR, Baylor, 1990
 86 **McNeil, Clifton**, WR, Grambling, 1973
 6 **McPherson, Don**, QB, Syracuse, 1990
 26 **Meadows, Darryl**, DB, Toledo, 1983-84
 91 **Meads, Johnny**, LB, Nicholls State, 1984-92
 84 **Meier, Shad**, TE, Kansas State, 2001-04
 74/76 **Meredith, Dudley**, DT, Lamar Tech, 1963, 1968
 29/12 **Merkens, Guido**, DB/WR, Sam Hou. St., 1978-80
 54 **Meyer, John**, LB, Notre Dame, 1966-67
 77 **Michael, Rich**, T, Ohio State, 1960-66
 76 **Mikolas, Doug**, NT, Portland State, 1988
 84 **Miller, Bill**, DT, N. Mexico Highlands, 1962
 66 **Miller, Clay**, T, Michigan*, 1987
 71 **Miller, Fred**, T, Baylor, 2000-04
 4 **Miller, Josh**, P, Arizona, 2007-08
 6 **Miller, Ralph**, G, Alabama State, 1972-73
 48/35/55 **Mills, John Henry**, TELB, Wake For, 1993-96
 12 **Milstead, Charles**, QB, Texas A&M, 1960-61
 16/89 **Miotke, Frank**, WR, Grand Valley St., 1990
 30 **Mitchell, Donald**, CB, Southern Method., 1999-02
 41 **Mitchell, Leroy**, CB, Texas Southern, 1969-70
 97 **Mix, Bryant**, DT, Alcorn State, 1996-97
 94 **Montgomery, Glenn**, DT, Houston, 1989-95
 9 **Montgomery, Greg**, P, Michigan St., 1988-93
 24 **Montgomery, Mike**, WR, Kansas State, 1974
 1 **Moon, Warren**, QB, Washington, 1984-93
 32 **Moore, Ricky**, FB, Alabama*, 1987
 22 **Moore, Zeke**, CB, Lincoln, 1967-77
 76 **Moran, Eric**, T, Washington, 1984-86
 67 **Morgan, Karl**, DT, UCLA, 1986
 6 **Moriarty, Larry**, FB, Notre Dame, 1983-86
 30 **Moroski, Mike**, QB, Cal-Davis, 1985
 28 **Morris, Aric**, S, Michigan St., 2000-02
 50 **Morris, Dennit**, LB, Oklahoma, 1960-61
 Morrison, Ron, T, New Mexico, 1960
 11 **Moseley, Mark**, K, S.F. Austin, 1971-72
 83 **Moulds, Eric**, WR, Mississippi State, 2007
 Mrosko, Bob, TE, Penn State, 1989
 80 **Mullins, Eric**, WR, Stanford, 1984-85
 63 **Munchak, Mike**, G, Penn State, 1982-93
 50/53 **Murdock, Guy**, C, Michigan, 1972
 56 **Murphy, Mike**, LB, S.W. Missouri State, 1979

77 **Musgrove, Spain**, DT, Utah State, 1970
 32 **Myers, Bobby**, S, Wisconsin, 2000-02

N

57 **Nande, Terna**, LB, Miami (OH), 2006
 14 **Naponic, Bob**, QB, Illinois, 1970
 42 **Nash, Damien**, RB, Missouri, 2005
 48 **Natkin, Brian**, TE, Texas El-Paso, 2001
 41 **Neal, Lorenzo**, FB, Fresno State, 1999-00
 6 **Nedney, Joe**, K, San Jose State, 2001-04
 75 **Neil, Kenny**, DE, Iowa State*, 1987
 22 **Nelson, Benny**, S, Alabama, 1964
 83 **Nery, Ron**, DE, Kansas State, 1963
 26 **Newsom, Tony**, CB, S.F. Austin, 1987
 46 **Nicholson, Oliver**, LB, Texas Southern, 1975
 23 **Nickey, Donnie**, S, Ohio State, 2003-08
 14 **Nielsen, Gifford**, QB, BYU, 1978-83
 14 **Nix, Kent**, QB, TCU, 1972
 64 **Norgard, Erik**, C/G, Colorado, 1990-98
 43 **Norton, Jim**, S, Idaho, 1960-68
 93 **Nunley, Jeremy**, DE, Alabama, 1994-95

O

98 **Odom, Antwan**, DE, Alabama, 2004-07
 52 **Odom, Sammy**, LB, N.W. Louisiana, 1964
 14 **O'Donnell, Neil**, QB, Maryland, 1999-03
 37 **Olerich, Dave**, LB, San Francisco, 1971
 39 **Oliver, Hubert**, FB, Arizona, 1987
 75 **Olson, Benji**, G, Washington, 1998-07
 45 **Onestii, Larry**, LB, Northwestern, 1962-65
 26 **Orlando, Bo**, S, West Virginia, 1990-94
 85 **Orr, Jonathan**, WR, Wisconsin, 2006
 67 **Otto, Bob**, DE, Idaho State*, 1987
 66 **Otto, Mike**, T, Purdue, 2007-08
 40 **Ours, Wes**, FB, West Virginia, 2001
 71 **Owens, Joe**, DE, Alcorn State, 1976

P

62 **Page, Craig**, C, Georgia Tech, 1999
 74 **Parker, Willie**, DT, Arkansas AM&N, 1967-70
 32/20 **Parks, Billy**, WR, Cal St.-L.Beach, 1973-75
 83 **Parks, Dave**, WR, Texas Tech, 1973
 89 **Parks, Jeff**, TE, Auburn, 1986-87
 30 **Parrish, Bernie**, CB, Florida, 1966
 18 **Parsley, Cliff**, P, Oklahoma State, 1977-82
 7 **Pastorini, Dan**, QB, Santa Clara, 1971-79
 33/4 **Payton, Jarrett**, RB, Miami, 2005
 7 **Patu, Saul**, DT, Oregon, 2001
 44 **Peacock, Johnny**, S, Houston, 1969-70
 10 **Pease, Brent**, QB, Montana, 1987-88
 72 **Peguese, Willis**, DE, Miami (FL), 1990-92
 52 **Pennison, Jay**, C, Nicholls State, 1986-90
 64 **Perkins, Willis**, G, Tex. Southern, 1961, 1963
 32 **Perry, Vernon**, S, Jackson State, 1979-82
 56 **Pero, Phil**, G, Maryland, 1960
 69 **Petersmark, Brett**, C, E. Michigan*, 1987
 85 **Petrowski, Jamie**, TE, Indiana State, 2007
 77 **Pettyjohn, Barry**, T, Pittsburgh, 1987
 35 **Phenix, Perry**, S, Southern Miss, 1998-01
 61 **Phillips, Wes**, T, Lenoir Rhyne, 1979
 86 **Pickens, Carl**, WR, Tennessee, 2000
 61 **Pilgrim, Evan**, G, Brigham Young, 1988
 69/71 **Piller, Zach**, G, Florida, 1999-06
 20 **Pinkett, Allen**, RB, Notre Dame, 1986-91
 53 **Pitts, Hugh**, C, TCU, 1960
 88 **Poole, Bob**, TE, Clemson, 1966-67
 39 **Poole, Larry**, RB, Kent State, 1978
 38 **Poole, Tyone**, CB, Fort Valley State, 2008
 44 **Porter, Daryl**, S, Boston College, 2001
 61 **Portis, Marico**, G, Alabama, 2004
 2 **Post, Dickie**, RB, Houston, 1971
 84 **Preston, Roell**, WR, Mississippi, 1999
 58 **Pritchard, Ron**, LB, Arizona State, 1969-72

Front Office

Coaching Staff

Players

Rookies

2008 Season

Records

HISTORY

Playoff History

Sidelines

ALL-TIME PLAYER ROSTER

Front Office

Coaching Staff

Players

Rookies

2008 Season

Records

HISTORY

Playoff History

Sidelines

Q
46 **Queen, Jeff**, TE, Morgan State, 1974
54 **Quinn, Steve**, C, Notre Dame, 1968

R
31 **Randall, Marcus**, S, LSU, 2005
68 **Randall, Tom**, G, Iowa State, 1979
21 **Randle, Tate**, DB, Texas Tech, 1982
12 **Ransom, Brian**, QB, Tennessee St., 1983-84
8 **Reaves, John**, QB, Florida, 1981
89 **Reed, Alvin**, TE, Prairie View, 1967-72
66 **Reed, Leo**, G, Colorado State, 1961
60 **Regner, Tom**, G, Notre Dame, 1967-72
67 **Reid, Jim**, T/G, Virginia, 1994-95
64 **Reihner, George**, G, Penn State, 1977-80, '82
37 **Reinfeldt, Mike**, S, Wis.-Milwaukee, 1976-83
82 **Renfro, Mike**, WR, TCU, 1978-83
51 **Reynolds, Robert**, LB, Ohio State, 2004-06
17 **Rhyme, Jerry**, QB, Tulsa, 1970
80 **Rice, Andy**, DT, Texas Southern, 1967
85 **Rice, Floyd**, LB, Alcorn A&M, 1971-73
72 **Rice, George**, DT, Louisiana State, 1966-70
7 **Richardson, Bucky**, QB, Texas A&M, 1992-94
24 **Richardson, Mike**, RB, SMU, 1969-71
30 **Rieves, Charles**, LB, Houston, 1964
53 **Riley, Avon**, LB, UCLA, 1981-86
16 **Ritchey, James**, QB, Stephen F. Austin, 1996
85 **Roaches, Carl**, KR, Texas A&M, 1980-84
80 **Roan, Michael**, TE, Wisconsin, 1995-99
90 **Roberson, James**, DE, Florida State, 1996-98
57/56 **Roberts, Guy**, LB, Maryland, 1972-75
68 **Roberts, Tim**, DT, So. Mississippi, 1992-94
73 **Roberts, Bob**, T, Illinois, 1968
31 **Robertson, Marcus**, S, Iowa St., 1991-00
50/55 **Robinson, Eddie**, LB, Ala. St., 1992-95, '98-01
18 **Robinson, Paul**, RB, Arizona, 1972-73
37 **Robinson, Rafael**, S, Wisconsin, 1996
82 **Roby, Courtney**, WR, Indiana, 2005-06
7 **Roby, Reggie**, P, Iowa, 1996-97
4 **Rodgers, Willie**, RB, Kentucky St., 72-75
61 **Rodriguez, Joel**, C, Miami, 2005
21 **Rolle, Samari**, CB, Florida State, 1998-04
65 **Romano, Jim**, C, Penn State, 1984-86
71 **Roos, Michael**, OT, E. Washington, 2005-08
58 **Rossovich, Tim**, LB, USC, 1976
33 **Rozier, Mike**, RB, Nebraska, 1985-90
87 **Rucker, Conrad**, TE, Southern, 1978-79
77 **Rudolph, Council**, DE, Kentucky St., 1972
69 **Runyan, Jon**, T, Michigan, 1996-99
55 **Rushing, Marion**, LB, So. Illinois, 1968
86 **Russell, Derek**, WR, Arkansas, 1995-97

S
95 **Salave'a, Joe**, DT, Arizona, 1998-01
73 **Salem, Harvey**, T, Cal-Berkeley, 1983-86
91/73 **Sampson, Greg**, T, Stanford, 1972-78
81 **Sanders, Chris**, WR, Ohio State, 1995-02
73 **Sanderson, Scott**, T, Washington St., 1997-00
40 **Sandy, Justin**, S, Northern Iowa, 2004-05
64 **Saul, Ron**, G, Michigan State, 1970-75
95 **Savage, Josh**, DE, Utah, 2006
81 **Sawyer, John**, TE, So. Mississippi, 1975-76
80 **Scaife, Bo**, TE, Texas, 2005-08
57 **Scanlon, Rich**, LB, Syracuse, 2007
81 **Schifino, Jake**, WR, Akron, 2002-04
52 **Schmidt, Bob**, C, Minnesota, 1961-63
95 **Schobel, Bo**, DE, TCU, 2004-05
62 **Schuhmacher, John**, G, USC, 78-85
31 **Schulters, Lance**, S, Hofstra, 2002-04
75 **Schultz, Bill**, G, USC, 1994
78 **Scott, DeQuincy**, DE/DT, Southern Miss., 2006
73 **Scott, Jake**, G, Idaho, 2008
53 **Seale, Eugene**, LB, Lamar, 1987-92

23/37 **Severson, Jeff**, S, Cal St.-Long Beach, 1973-74
74 **Shirkey, George**, DT, S.F. Austin, 1960-61
37 **Sidney, Dainon**, CB, Ala.-Birm., 1998-02
8 **Simerson, John**, G, Purdue, 1960
8 **Simms, Chris**, QB, Texas, 2008
96 **Simon, Corey**, DT, Florida State, 2007
45 **Simon, John**, RB, Louisiana Tech, 2002
71 **Simonsen, Todd**, T, So. Dakota State, 1976
59 **Sirmon, Peter**, LB, Oregon, 2000-06
90 **Skaugstad, Daryle**, DT, Cal-Berkeley, 1981-82
10 **Slack, Reggie**, QB, Auburn, 1990-91
89/84 **Slaughter, Webster**, WR, San Diego St, 1992-94
41 **Sledge, Leroy**, RB, Bakersfield J.C., 1971
27 **Small, Donovan**, S, Minnesota*, 1987
18 **Small, O.J.**, WR, Florida, 2005
39 **Smiley, Tom**, RB, Lamar Tech, 1970
54 **Smith, Al**, LB, Utah State, 1987-96
32 **Smith, Antowain**, RB, Houston, 2004
23 **Smith, Bob**, S, Miami (OH), 1968
77 **Smith, Bubba**, DE, Michigan State, 1975-76
32 **Smith, Dave**, RB, Ripon, 1960-64
87 **Smith, Dave**, WR, Indiana (PA), 1972
99 **Smith, Doug**, DT, Auburn, 1985-92
54 **Smith, Larry**, LB, Kentucky*, 1987
96/98 **Smith, Robaire**, DT, Michigan St., 2000-03, 2006
77 **Smith, Sid**, C, USC, 1974
83 **Smith, Tim**, WR, Nebraska, 1980-86
78/70/85 **Smith, Tody**, DE, USC, 1973-76
72 **Sochia, Brian**, DT, N.W. Oklahoma, 1983-85
29 **Sowell, Rich**, DB, Alcorn State, 1977
92 **Spears, Anthony**, DE, Portland State, 1989
24 **Spence, Julian**, S, Huston-Tillotson, 1960-61
56 **Spencer, Cody**, LB, North Texas, 2004-05
32 **Spikes, Jack**, RB/K, TCU, 1965
12 **Stabler, Ken**, QB, Alabama, 1980-81
56/59 **Stallings, Dennis**, LB, Illinois, 1997-98
27 **Stamer, Josh**, LB, South Dakota, 2008
90 **Starks, Randy**, DT, Maryland, 2004-07
69 **Steinfeld, Al**, G/T, C.W. Post, 1983
70 **Steinkuhler, Greg**, G/T, Nebraska, 1984-91
27 **Stenrick, Dean**, CB, Colorado St., 1975-82
67 **Stensrud, Mike**, DT, Iowa State, 1979-85
53 **Stepnoski, Mark**, C, Pittsburgh, 1995-98
88 **Stevens, Craig**, TE, California, 2008
76 **Stewart, David**, OT, Mississippi, 2005-08
26 **Stewart, Rayna**, S/CB, N. Arizona, 1996-97
70 **Stith, Carel**, DT, Nebraska, 1967-69
69 **Stoepel, Terry**, T, Tulsa, 1970
36 **Stone, Donnie**, RB, Arkansas, 1966
68 **Stotter, Rich**, LB, Houston, 1968
74 **Strahan, Arthur**, DE, Texas Southern, 1965
39/53 **Stringer, Art**, LB, Ball State, 1977-81
4 **Strong, Jasper**, WR, Illinois, 1995
68/75 **Stroth, Vince**, G, BYU, 1987-88
98 **Studdard, Mark**, DE, Tennessee, 1984
68 **Studdard, Les**, C, Texas, 1983
62 **Sturm, Jerry**, C, Illinois, 1971
22 **Suci, Bob**, S, Michigan State, 1962
76 **Suggs, Walt**, T, Mississippi State, 1962-71
7 **Sullivan, Kent**, P, Cal-Lutheran, 1991, 1993
8 **Superick, Steve**, P, West Virginia*, 1987
40 **Sutton, Mickey**, S, Auburn, 1966
93 **Sutton, Mike**, DE, LSU, 1998
64 **Swatland, Dick**, G, Notre Dame, 1968

T
61 **Talamini, Bob**, G, Kentucky, 1960-67
80 **Tasker, Steve**, WR, Northwestern, 1985-86
28 **Tatum, Jack**, DB, Ohio State, 1980
42 **Taylor, Altie**, RB, Utah State, 1976
83 **Taylor, Chris**, WR, Texas A&M, 2001
87 **Taylor, Lionel**, WR, N. Mexico Highlands, 1967-68
70 **Taylor, Malcolm**, DE, Tenn. St., 1982-83, '86
71 **Teeter, Mike**, DE, Michigan, 1993-94

ALL-TIME PLAYER ROSTER

82 **Thigpen, Yancey**, WR, Win.-Sal. St., 1998-00
 28 **Thomas, Bill**, RB, Boston College, 1973
 36 **Thomas, Dee**, CB, Nicholls State, 1990
 84 **Thomas, Earl**, WR, Houston, 1976
 94 **Thomas, Juqua**, DE, Oklahoma St., 2001-04
 74/77 **Thomas, Lee**, DE, Jackson State, 1975
 20 **Thomas, Rodney**, RB, Texas A&M, 1995-98
 16 **Thomas, Sloan**, WR, Texas, 2005
 70 **Thomas, Stan**, T, Texas, 1993-95
 28 **Thomaselli, Rich**, RB, W. Vir.-Wesleyan, 1981-82
 28 **Thompson, Emmuel**, CB, Texas A&I*, 1987
 28/37 **Thompson, Lamont**, S, Washington St., 2003-06
 51 **Thompson, Ted**, LB, SMU, 1975-84
 50 **Thornton, David**, LB, North Carolina, 2006-08
 44 **Thornton, James**, TE, Cal St.-Fullerton, 1995
 78 **Thornton, John**, DT, West Virginia, 1999-02
 18 **Thurman, Andrae**, WR, Southern Oregon, 2005
 58 **Thweatt, Byron**, LB, Virginia, 2001
 78 **Tillemann, Mike**, DT, Montana, 1971-72
 33/32 **Tilman, Spencer**, RB, Oklahoma, 1987-88, 1992-94
 47 **Tobin, Bill**, RB, Missouri, 1963
 44 **Tolar, Charles**, RB, N.W. Louisiana, 1960-66
 42 **Tolbert, Jim**, CB, Lincoln, 1972
 11 **Tolliver, Billy Joe**, QB, Texas Tech, 1994
 49 **Toone, Spencer**, LB, Utah, 2006
 76 **Towns, Morris**, T, Missouri, 1977-83
 47 **Trammell, Allen**, S, Florida, 1966
 79 **Trask, Orville**, DT, Rice, 1960-61
 84/86 **Troupe, Ben**, TE, Florida, 2004-07
 10 **Trull, Don**, QB, Baylor, 1964-69
 96 **Tuatagaloa, Natu**, DT/DE, California, 1995
 20 **Tullis, Willie**, DB, Troy State, 1981-84
 55 **Tulloch, Stephen**, LB, N.C. State, 2006-08
 95 **Turner, Dwain**, DT, Rice*, 1987

U

56 **Underwood, Olen**, LB, Texas, 1966-70

V

45 **Valentine, Ira**, RB, Texas A&M, 1987
 93 **Vanden Bosch, Kyle**, DE, Nebraska, 2005-08
 73 **Vanoy, Vernon**, DT, Kansas, 1973
 91 **Veal, Demetrin**, DT, Tennessee, 2007
 79 **Veasey, Craig**, DT/DE, Hou., 1992-93, 1995
 88 **Verhulst, Chris**, TE, Chico State, 1988-89
 96 **Vickerson, Kevin**, DT, Michigan State, 2007-08
 34 **Viltz, Theo**, CB, USC, 1966
 50 **Vogel, Paul**, LB, South Carolina*, 1987
 31 **Voight, Mike**, RB, No. Carolina, 1977
 7/12 **Volek, Billy**, QB, Fresno State, 2000-06

W

36 **Waddell, Michael**, CB, North Carolina, 2004-06
 19 **Wade, Bobby**, WR, Arizona, 2005-06
 53 **Wainscott, Lloyd**, LB, Texas, 1969-70
 25 **Walker, Denard**, CB, LSU, 1997-00
 96 **Walker, Gary**, DT, Auburn, 1995-98
 29 **Walker, Joe**, S, Nebraska, 2001
 77 **Walker, Rod**, DT, Troy St., 2000
 15 **Walker, Wayne**, K, N.W. Louisiana, 1968
 89 **Wallace, Cooper**, TE, Auburn, 2006
 35 **Wallace, Ray**, FB, Purdue, 1986-87
Wallner, Fred, G, Notre Dame, 1960
 82/86 **Walls, Herkie**, WR, Texas, 1983-84
 32 **Walsh, Ward**, RB, Colorado, 1971-72
 83 **Walters, Joey**, WR, Clemson, 1987
 93/77 **Walton, Sam**, T, East Texas State, 1971
 64 **Wand, Seth**, T, NW Missouri St., 2006
 53/59 **Washington, Ted**, LB, Miss. Valley, 1973-82
 23 **Washington, Vic**, RB, Wyoming, 1974
 57 **Watson, Ed**, LB, Grambling, 1969
 90 **Webster, George**, LB, Michigan St., 1967-72
 86 **Wegner, Bucky**, DT, Missouri, 1962-63

28/86 **Weger, Mike**, S, Bowling Green, 1976-77
 20 **Weir, Sammy**, WR, Arkansas State, 1965
 88 **Wellman, Gary**, WR, USC, 1991-94
 56 **Wells, Ray**, LB, Arizona, 2003
 70 **Wells, Robert**, T, J.C. Smith, 1972
 41 **Wells, Terence**, RB, So. Mississippi, 1974
 63 **Wharton, Hogan**, G, Houston, 1960-63
 33 **White, Bob**, RB, Ohio State, 1960
 79 **White, Jim**, DE, Colorado State, 1974-75
 86 **White, John**, TE, Texas Southern, 1960-61
 25 **White, LenDale**, RB, USC, 2006-08
 44 **White, Lorenzo**, RB, Michigan State, 1988-94
 79 **White, Marcus**, DT, Murray State, 2005
 29 **White, Robert**, CB, Lamar*, 1987
 79 **Whitley, Wilson**, DT, Houston, 1983
 38 **Whittington, C.L.**, FS, Prairie View, 1974-78
 63 **Wilkerson, Doug**, G, N.C. Central, 1970
 42 **Williams, Armon**, S/LB, Arizona, 1997
 41 **Williams, Cary**, CB, Washburn, 2008
 73 **Williams, David**, T, Florida, 1989-95
 69 **Williams, Doug**, T/G, Texas A&M, 1986-88
 87 **Williams, Jamie**, TE, Nebraska, 1984-88
 97 **Williams, Lee**, DE, Bethune-Cook., 1991-93
 78 **Williams, Maxie**, G, S.E. Louisiana, 1965
 18 **Williams, Mike**, WR, USC, 2007
 86 **Williams, Oliver**, WR, Illinois*, 1987
 11 **Williams, Paul**, WR, Fresno State, 2007-08
 68 **Williams, Ralph**, G, Southern, 1982
 35 **Williams, Richard**, RB, Memphis State, 1984
 86 **Williams, Roydell**, WR, Tulane, 2005-07
 49 **Williams, Sam**, CB, New Mexico Highlands, 1976
 25 **Williams, Tank**, S, Stanford, 2002-05
 78 **Williams, Todd**, G/T, Florida State, 2003-05
 10 **Williamson, Lee**, QB, Presbyterian (SC), 1994
 44 **Willis, Fred**, RB, Boston College, 1972-77
 33 **Wilson, J.C.**, DB, Pittsburgh, 1978-83
 82 **Wilson, Sheddric**, WR, LSU, 1996
 45 **Wilson, Tim**, RB/TE, Maryland, 1977-82
 79 **Winkler, Ulrich**, DE, None, 2008
 22 **Wisener, Gary**, CB, Baylor, 1961
 88 **Witcher, Albert**, S, Baylor, 1960
 12 **Witkowski, John**, QB, Columbia, 1986-87
 67 **Wittenborn, John**, G, S.E. Missouri, 1964-68
 80 **Woods, Glenn**, DT, Prairie View, 1969
 49 **Woods, LeVar**, LB, Iowa, 2006-07
 42 **Woods, Robert**, WR, Grambling, 1978
 26 **Woolfolk, Andre**, CB, Oklahoma, 2003-06
 40 **Woolfolk, Butch**, RB, Michigan, 1985-86
 52 **Wortham, Barron**, LB, UTEP, 1994-99
 17 **Wright, Elmo**, WR, Houston, 1975
 37 **Wright, Thomas**, S, Michigan State, 2003
 41/89 **Wycheck, Frank**, TE, Maryland, 1995-03

Y

84 **Yamini, Bashir**, WR, Iowa, 2000
 66 **Yarno, George**, C/G, Washington St., 1989
 80 **Yeats, James**, TE, Florida, 1960
 68 **Young, Almon**, G, Bethune-Cook*, 1987
 56 **Young, Bob**, G, Howad Payne, 1971-80
 77 **Young, James**, DE, Tex. Southern, 1977-79
 99 **Young, Robert**, DE, Mississippi St., 1996
 10 **Young, Vince**, QB, Texas, 2006-08

Z

87 **Zaeske, Paul**, WR, North Park, 1969-70
 7 **Zendejas, Tony**, K, Nevada-Reno, 1985-90

* played in replacement games only

Front Office

Coaching Staff

Players

Rookies

2008 Season

Records

HISTORY

Playoff History

Sidelines

ALL-TIME PRACTICE SQUAD

(Bold denotes promoted to active roster)

Front Office

Coaching Staff

Players

Rookies

2008 Season

Records

HISTORY

Playoff History

Sidelines

1989
Bell, Billy CB
Brantley, John LB
Hartlieb, Chuck QB
Norgard, Erik C
Orlando, Bo S
Rogers, Tracy LB
Spears, Anthony DE

1990
Banes, Joey T
Coleman, Pat WR
Friberg, Keith LB/DE
Hough, Scott T
Lloyd, Doug RB
Muecke, Tom QB
Slack, Reggie QB
Snyder, Brent QB

1991
Anderson, Herbie CB
Johnson, Ezra DE
Rocker, David DT
Slack, Reggie QB
Thomas, Scott T
Wellman, Gary WR

1992
Bailey, Mario WR
Brown, Reggie WR
Campbell, Joe RB
Davis, Anthony LB
Gisler, Mike G
Gray, Terry G
Green, Anthony WR
Mays, Damon WR
Pharms, Charles S

1993
Aldridge, Melvin S
Benton, Gerald WR
Martin, Emanuel CB
Maston, Le'Shai RB
Neal, Jeff G/T
Truitt, Leroy T
Williams, James DB
Williamson, Lee QB

1994
Bailey, Mario WR
Barnes, Tomur CB
Hall, Lemanski LB
Jennings, Willie DT
Williamson, Lee QB

1995
Brown, Charlie RB
Evans, Josh DT
Harden, Linc LB
Logan, James LB
Lundy, Dennis RB
Richardson, C.J. S
Strong, Jasper WR

1996
Cole, Lee CB
Florine, Ron T
Jones, Lenoy LB
Roberson, James DE
Running, Mitch WR
Sanders, Chris TE

1997
Adams, Louis LB
George, Spencer RB
McCullough, George CB
Mustafa, Isaiah WR
Scharf, Tim LB
Washington, T.J. T

1998

Bradley, Josh TE
George, Spencer RB
Gilbert, Lonnie G
Jackson, Brad LB
McElmurry, Blaine S
Priester, Raymond RB
Sprotte, Jimmy LB
Sutton, Mike DE
Ward, Chris DE

1999
Brown, Larry TE
Bryant, Aaron TE
Embray, Keith DE
Gould, Garrett FB
Jones, Chris LB
Page, Craig C
Rafferty, Ian G
Roberts, Cleve T
Walker, Rod DT
Ware, Brad S

2000
Coleman, Chris WR
Dearth, James TE
Gavadza, Jason TE
Jackson, Chris WR
Koch, Aaron G
Leach, Mike TE
McCullough, Andy WR
Page, Craig C
Rafferty, Ian G
Walker, Rod DT
Yamini, Bashir WR

2001
Alexander, Dan RB
Arp, Donovan DT
Chambers, Derrick DT
Combs, Derek RB
Costa, Dave G
Kocurek, Kris DT
Natkin, Brian TE
Patu, Saul DT
Taylor, Chris WR
Thomas, Tarlos T
Thweatt, Byron LB
White, Reggie RB

2002
Aldridge, Kevin DE
Atkins, James DT
Branch, Bruce CB
Fletcher, Bryan TE
Ford, Willie DB
Hayes, Chad TE
Hebert, Jason S
Kassell, Brad LB
Malano, Mike C
Martin, Matt T
Newson, Kendall WR
O'Leary, Dan TE
White, Greg DE
Whiting, Teag G

2003
Blakley, Dwayne TE
Drumm, Brandon FB
Dunn, Anthony DT
Franklin, Brad CB
Freeman, Rober' CB
Fryzel, Jimmy WR
Harden, Cedric DT
Jackson, Ray RB
Kramer, Jordan LB
Lewis, Jermaine WR
Lowe, Omare DB
Portis, Marico G
Powell, Jamal TE
Reid, Gabe CB
Smith, Steve CB
Walker, Marquise WR

2004
Cramer, Casey TE
Danielsen, Lane WR
Devoe, Todd WR
WY
Herring, Isaac T
Johnson, Shawn DE
Kramer, Jordan LB
LeJeune, Norman S
McCoy, Derek WR
Payton, Jarrett RB
Portis, Marico G
Sandy, Justin S
Spencer, Cody LB
Swaggert, Brent T

2005
Anderson, Jason WR
Bergeron, David LB
Douglas, Robert FB
Harris, Antoine DB
Leverette, Otis DE
Mauck, Matt QB
Newberry, Jared LB
Payton, Jarrett RB
Randall, Marcus S
Rodriguez, Joel C
Sandy, Justin S
Small, O.J. WR
Thomas, Sloan WR
Thurman, Andrae WR
White, Marcus DT

2006
Conover, Sean DE
Ganther, Quinton RB
Geisinger, Justin G
Harris, Antoine CB
Matua, Fred G
Mauck, Matt QB
Nande, Terna LB
Petrowski, Jamie TE
Ross, Richie WR
Snell, Isaac G
Toone, Spencer LB
Wallace, Cooper TE

2007
Allred, Colin LB
Birdine, Larry DE
Cain, Jeremy LB/DB
Campbell, Kurt LB
Cole, Marquice CB
Ealy, Biren WR
Ganther, Quinton RB
Martin, Ingle QB
Matua, Fred G
Murphy, Jason C
Otto, Mike T
Pakulak, Glenn P
Petrowski, Jamie TE
Snell, Isaac G
Vickerson, Kevin DT
Wallace, Cooper TE
Winkler, Ulrich DE

2008
Bennett, Charles DE
Datish, Doug C/G
Davis, Tanard CB
Ealy, Biren WR
Gordon, Amnon DT
Harris, Tuff DB
Johnson, Antonio DT
Jones, Derrick DT
Martin, Ingle QB
Mulligan, Matthew TE
Murphy, Jason C
Parsons, Preston QB
Petrowski, Jamie TE
Velasco, Fernando C/G
Williams, Cary CB

ALL-TIME NFL EUROPA PLAYERS

1998 - 2007

(Bold denotes played on Titans active roster)

1998			
McCullough, George	Pos. CB	Team Barcelona	
Mustafa, Isaiah	WR	Barcelona	
Ritchey, James	QB	Barcelona	
Williams, Armon	S	Barcelona	

1999			
Byrd, Israel	CB	Berlin	
Sutton, Mike	DE	Rhein	

2000			
Daft, Kevin	QB	Scotland	
Glover, Phil	LB	Scotland	
Ware, Brad	S	Barcelona	

2001			
Brown, Demario	RB	Rhein	
Coleman, Chris	WR	Amsterdam	
Davis, Wade	CB	Berlin	
Green, Mike	RB	Barcelona	

2002			
Carson, Elliott	TE	Scotland	
Cooper, Rafael	RB	Amsterdam	
Daft, Kevin	QB	Amsterdam	
Rafferty, Ian	G	Amsterdam	
Raynock, Chase	T	Amsterdam	
Snelling, Robbie	TE	Barcelona	
Thomas, Mark	TE	Rhein	
Witzcak, Jason	K	Rhein	

2003			
Aldridge, Kevin	DE	Barcelona	
Hayes, Chad	TE	Berlin	

2004			
Blakley, Dwayne	TE	Rhein	
Branch, Mario	T	Amsterdam	
Jackson, Ray	RB	Berlin	
Smith, Steve	CB	Cologne	
Washburn, Brady	T	Amsterdam	
Wright, Thomas	S	Scotland	

2005			
Herrell, Ben	T	Amsterdam	
LeJeune, Norman	S	Amsterdam	
Massey, Sam	CB	Berlin	
Payton, Jarrett	RB	Amsterdam	
Smith, Joe	RB	Rhein	
Strong, Derrick	DE	Rhein	
Swaggert, Brent	T	Cologne	

2006			
Anderson, Jason	WR	Frankfurt	
Erickson, Mike	G	Berlin	
Newberry, Jared	LB	Frankfurt	
Rodriguez, Joel	C	Berlin	
Sandy, Justin	S	Frankfurt	
Small, O.J.	WR	Amsterdam	

2007			
Adibi, Nathaniel	DE	Hamburg	
Douglas, Cody	G	Cologne	
Pakulak, Glenn	P	Amsterdam	
Petrowski, Jamie	TE	Frankfurt	
Ross, Richie	WR	Amsterdam	

ALL-TIME STARTING QUARTERBACKS

2008 (13-3)

Date	W-L	Opp.	Starter
Sept. 7	W	Jax	Young
Sept. 14	W	at Cin.	Collins
Sept. 21	W	Hou	Collins
Sept. 28	W	Min.	Collins
Oct. 5	W	at Bal.	Collins
Oct. 19	W	at K.C.	Collins
Oct. 27	W	Indy	Collins
Nov. 2	W	G.B.	Collins
Nov. 9	W	at Chi.	Collins
Nov. 16	W	at Jax	Collins
Nov. 23	L	NYJ	Collins
Nov. 27	W	at Det.	Collins
Dec. 7	W	Cle.	Collins
Dec. 14	L	at Hou	Collins
Dec. 21	W	Pitts.	Collins
Dec. 28	L	at Indy	Collins

Divisional

Jan. 10 L (P) Bal. Collins

Young (1-0), Collins (12-3, 0-1)

2007 (10-6)

Date	W-L	Opp.	Starter
Sept. 9	W	at Jax	Young
Sept. 16	L	Indy	Young
Sept. 24	W	at N.O.	Young
Oct. 7	W	Atlanta	Young
Oct. 14	L	at T.B.	Young
Oct. 21	W	at Hou.	Collins
Oct. 28	W	Oak.	Young
Nov. 4	W	Car.	Young
Nov. 11	L	Jax	Young
Nov. 19	L	at Den.	Young
Nov. 25	L	at Cin.	Young
Dec. 2	W	Hou.	Young
Dec. 9	L	S.D.	Young
Dec. 16	W	at K.C.	Young
Dec. 23	W	N.Y. Jets	Young
Dec. 30	W	at Indy	Young

Wild Card

Jan. 6 L (P) at S.D. Young

Young (9-6, 0-1), Collins (1-0)

2006 (8-8)

Date	W-L	Opp.	Starter
Sept. 10	L	N.Y. Jets	Collins
Sept. 17	L	at S.D.	Collins
Sept. 24	L	at Mia.	Collins
Oct. 1	L	Dal.	Young
Oct. 8	L	at Indy	Young
Oct. 15	W	at Wash.	Young
Oct. 29	W	Hou.	Young
Nov. 5	L	at Jax	Young
Nov. 12	L	Balt.	Young
Nov. 19	W	at Phil.	Young
Nov. 26	W	N.Y. Giants	Young
Dec. 3	W	Indy	Young
Dec. 10	W	at Hou.	Young
Dec. 17	W	Jax	Young
Dec. 24	W	at Buff.	Young
Dec. 31	L	N.E.	Young

Young (8-5), Collins (0-3)

2005 (4-12)

Date	W-L	Opp.	Starter
Sept. 11	L	at Pitts.	McNair
Sept. 18	W	Balt.	McNair
Sept. 25	L	at St. L.	McNair
Oct. 2	L	Indy	McNair
Oct. 9	W	at Hou.	McNair
Oct. 16	L	Cin.	McNair
Oct. 23	L	at Ariz.	Volek
Oct. 30	L	Oak.	McNair
Nov. 6	L	at Clev.	McNair
Nov. 20	L	Jax	McNair
Nov. 27	W	S.F.	McNair
Dec. 4	L	at Indy	McNair
Dec. 11	W	Hou.	McNair
Dec. 18	L	Sea.	McNair
Dec. 24	L	at Mia.	McNair
Jan. 1	L	at Jax	Mauck

McNair (4-10), Volek (0-1), Mauck (0-1)

Front Office

Coaching Staff

Players

Rookies

2008 Season

Records

HISTORY

Playoff History

Sidelines

ALL-TIME STARTING QUARTERBACKS

Front Office

Coaching Staff

Players

Rookies

2008 Season

Records

HISTORY

Playoff History

Sidelines

2004 (5-11)

Date	W-L	Oppon.	Starter
Sept. 11	W	at Mia.	McNair
Sept. 19	L	Indy	McNair
Sept. 26	L	Jax	McNair
Oct. 3	L	at S.D.	Volek
Oct. 11	W	at G.B.	McNair
Oct. 17	L	Hou.	McNair
Oct. 24	L	at Minn.	McNair
Oct. 31	W	Cin.	Volek
Nov. 14	L	Chi.	Volek
Nov. 21	W	at Jax	McNair
Nov. 28	L	at Hou.	McNair
Dec. 5	L	at Indy	Volek
Dec. 13	L	K.C.	Volek
Dec. 19	L	at Oak.	Volek
Dec. 25	L	Den.	Volek
Jan. 2	W	Det.	Volek

Volek (2-6), McNair (3-5)

2003 (12-4)

Date	W-L	Oppon.	Starter
Sept. 7	W	Oak.	McNair
Sept. 14	L	at Indy	McNair
Sept. 21	W	N.O.	McNair
Sept. 28	W	at Pitts.	McNair
Oct. 5	L	at N.E.	McNair
Oct. 12	W	Hou.	McNair
Oct. 19	W	at Car.	McNair
Oct. 26	W	at Jax	McNair
Nov. 9	W	Mia.	McNair
Nov. 16	W	Jax.	McNair
Nov. 23	W	at Atl.	McNair
Dec. 1	L	at N.Y.J	McNair
Dec. 7	L	at Indy	McNair
Dec. 14	W	Buff.	Volek
Dec. 21	W	at Hou.	McNair
Dec. 28	W	T.B.	O'Donnell

Wild Card

Jan. 3	W (P)	at Balt.	McNair
--------	-------	----------	--------

Divisional

Jan. 10	L (P)	at N.E.	McNair
---------	-------	---------	--------

McNair (10-4, 1-1), Volek (1-0), O'Donnell (1-0)

2002 (11-5)

Date	W-L	Oppon.	Starter
Sept. 8	W	Phil.	McNair
Sept. 15	L	at Dall.	McNair
Sept. 22	L	Clev.	McNair
Sept. 28	L	at Oak.	McNair
Oct. 6	L	Wash.	McNair
Oct. 13	W	Jax.	McNair
Oct. 27	W	at Cin.	McNair
Nov. 3	W	at Indy	McNair
Nov. 10	W	Hou.	McNair
Nov. 17	W	Pitts.	McNair
Nov. 24	L	at Balt.	McNair
Dec. 1	W	at N.Y.G	McNair
Dec. 8	W	Indy	McNair
Dec. 16	W	N.E.	McNair
Dec. 22	W	at Jax.	McNair
Dec. 29	W	at Hou.	McNair

Divisional

Jan. 11	W (P)	Pitts.	McNair
---------	-------	--------	--------

AFC Championship

Jan. 19	L (P)	at Oak.	McNair
---------	-------	---------	--------

McNair (11-5, 1-1)

2001 (7-9)

Date	W-L	Oppon.	Starter
Sept. 9	L	Mia.	McNair
Sept. 23	L	at Jax.	O'Donnell
Oct. 7	L	at Balt.	McNair
Oct. 14	W	T.B.	McNair
Oct. 21	W	at Det.	McNair
Oct. 29	L	at Pitts.	McNair

Nov. 4	W	Jax.	McNair
Nov. 12	L	Balt.	McNair
Nov. 18	W	at Cin.	McNair
Nov. 25	L	Pitts.	McNair
Dec. 2	W	at Clev.	McNair
Dec. 9	L	at Minn.	McNair
Dec. 16	W	G.B.	McNair
Dec. 22	W	at Oak.	McNair
Dec. 30	L	Clev.	McNair
Jan. 6	L	Cin.	McNair

McNair (7-8), O'Donnell (0-1)

2000 (13-3)

Date	W-L	Oppon.	Starter
Sept. 3	L	at Buff.	McNair
Sept. 10	W	K.C.	McNair
Sept. 24	W	at Pitts.	O'Donnell
Oct. 1	W	N.Y. G	McNair
Oct. 8	W	at Cin.	McNair
Oct. 16	W	Jax.	McNair
Oct. 22	W	at Balt.	McNair
Oct. 30	W	at Wash.	McNair
Nov. 5	W	Pitts.	McNair
Nov. 12	L	Balt.	McNair
Nov. 19	W	Clev.	McNair
Nov. 26	L	at Jax.	McNair
Dec. 3	W	at Phil.	McNair
Dec. 10	W	Cin.	McNair
Dec. 17	W	at Clev.	McNair
Dec. 25	W	Dall.	McNair

Divisional

Jan. 7	L (P)	Balt.	McNair
--------	-------	-------	--------

McNair (12-3, 0-1), O'Donnell (1-0)

1999 (13-3)

Date	W-L	Oppon.	Starter
Sept. 12	W	Cin.	McNair
Sept. 19	W	Clev.	O'Donnell
Sept. 26	W	at Jax.	O'Donnell
Oct. 3	L	at S.F.	O'Donnell
Oct. 10	W	Balt.	O'Donnell
Oct. 17	W	at N.O.	O'Donnell
Oct. 31	W	St.L.	McNair
Nov. 7	L	at Mia.	McNair
Nov. 14	W	at Cin.	McNair
Nov. 21	W	Pitts.	McNair
Nov. 28	W	at Clev.	McNair
Dec. 5	L	at Balt.	McNair
Dec. 9	W	Oak.	McNair
Dec. 19	W	Atl.	McNair
Dec. 26	W	Jax.	McNair
Jan. 2	W	at Pitts.	McNair

Wild Card

Jan. 8	W (P)	Buff.	McNair
--------	-------	-------	--------

Divisional

Jan. 16	W (P)	at Indy	McNair
---------	-------	---------	--------

AFC Championship

Jan. 23	W (P)	at Jax.	McNair
---------	-------	---------	--------

Super Bowl XXXIV

Jan. 30	L (P)	St.L.	McNair
---------	-------	-------	--------

McNair (9-2, 3-1), O'Donnell (4-1)

1998 (8-8)

Date	W-L	Oppon.	Starter
Sept. 6	W	at Cin.	McNair
Sept. 13	L	S.D.	McNair
Sept. 20	L	at N.E.	McNair
Sept. 27	L	Jax	McNair
Oct. 11	W	at Balt.	McNair
Oct. 18	W	Cin.	McNair
Oct. 25	L	Chi.	McNair
Nov. 1	W	at Pitts.	McNair
Nov. 8	W	at T.B.	McNair
Nov. 15	W	Pitts.	McNair
Nov. 22	L	N.Y.J	McNair
Nov. 29	L	at Sea.	McNair

ALL-TIME STARTING QUARTERBACKS

Dec. 6	W	Balt.	McNair
Dec. 13	W	at Jax.	McNair
Dec. 20	L	at G.B.	McNair
Dec. 26	L	Minn.	McNair

McNair (8-8)

1997 (8-8)

Date	W-L	Oppon.	Starter
Aug. 31	W	Oak.	McNair
Sept. 7	L	at Mia.	McNair
Sept. 21	L	Balt.	McNair
Sept. 28	L	at Pitts.	McNair
Oct. 5	L	at Sea.	McNair
Oct. 12	W	Cin.	McNair
Oct. 19	W	Wash.	McNair
Oct. 26	W	at Ariz.	McNair
Nov. 2	L	Jax.	McNair
Nov. 9	W	N.Y.G.	McNair
Nov. 16	L	at Jax.	McNair
Nov. 23	W	Buff.	McNair
Nov. 27	W	at Dall.	McNair
Dec. 4	L	at Cin.	McNair
Dec. 14	L	at Bal.	McNair
Dec. 21	W	Pitts.	McNair

McNair (8-8)

1996 (8-8)

Date	W-L	Oppon.	Starter
Sept. 1	L	K.C.	Chandler
Sept. 8	W	at Jax.	Chandler
Sept. 15	W	Balt.	Chandler
Sept. 29	L	at Pitts.	Chandler
Oct. 6	W	at Cin.	Chandler
Oct. 13	W	at Atl.	Chandler
Oct. 20	W	Pitts.	Chandler
Oct. 27	L	S.F.	Chandler
Nov. 3	L	at Sea.	McNair
Nov. 10	W	at N.O.	Chandler
Nov. 17	L	Mia.	Chandler
Nov. 24	L	Car.	Chandler
Dec. 1	W	N.Y.J.	McNair
Dec. 8	L	Jax.	McNair
Dec. 15	L	Cin.	Chandler
Dec. 22	W	at Balt.	McNair

Chandler (6-6), McNair (2-2)

1995 (7-9)

Date	W-L	Oppon.	Starter
Sept. 3	W	at Jax.	Chandler
Sept. 10	L	Pitts.	Chandler
Sept. 17	L	Clev.	Furrer
Sept. 24	W	at Cin.	Chandler
Oct. 1	L	Jax.	Chandler
Oct. 8	L	at Minn.	Chandler
Oct. 22	L	at Chi.	Chandler
Oct. 29	W	T.B.	Chandler
Nov. 5	W	at Clev.	Chandler
Nov. 12	L	Cin.	Chandler
Nov. 19	L	at K.C.	Chandler
Nov. 26	W	Den.	Chandler
Dec. 3	L	at Pitts.	Chandler
Dec. 10	L	Det.	Chandler
Dec. 17	W	N.Y.J.	McNair
Dec. 24	W	Buff.	McNair

Chandler (5-8), McNair (2-0), Furrer (0-1)

1994 (2-14)

Date	W-L	Oppon.	Starter
Sept. 4	L	at Indy	Carlson
Sept. 11	L	at Dall.	Richardson
Sept. 18	L	Buff.	Richardson
Sept. 25	W	Cin.	Carlson
Oct. 3	L	at Pitts.	Carlson
Oct. 13	L	Clev.	Richardson
Oct. 24	L	at Phil.	Carlson
Oct. 30	L	at LAR	Tolliver

Nov. 6	L	Pitts.	Carlson
Nov. 13	L	at Cin.	Tolliver
Nov. 21	L	N.Y.G.	Tolliver
Nov. 27	L	at Clev.	Tolliver
Dec. 4	L	Ari.	Tolliver
Dec. 11	L	Sea.	Tolliver
Dec. 18	L	at K.C.	Tolliver
Dec. 24	W	N.Y.J.	Richardson

Tolliver (0-7), Carlson (1-4), Richardson (1-3)

1993 (12-4)

Date	W-L	Oppon.	Starter
Sept. 5	L	at N.O.	Moon
Sept. 12	W	K.C.	Moon
Sept. 19	L	at S.D.	Moon
Sept. 26	L	L.A.Rams	Moon
Oct. 11	L	at Buff.	Moon
Oct. 17	W	at N.E.	Carlson
Oct. 24	W	Cin.	Moon
Nov. 7	W	Sea.	Moon
Nov. 14	W	at Cin.	Moon
Nov. 21	W	at Clev.	Moon
Nov. 28	W	Pitts.	Moon
Dec. 5	W	Atl.	Moon
Dec. 12	W	Clev.	Moon
Dec. 19	W	at Pitts.	Moon
Dec. 25	W	at S.F.	Moon
Jan. 2	W	N.Y.J.	Carlson

Divisional

Jan. 16	L (P)	K.C.	Moon
---------	-------	------	------

Moon (10-4, 0-1), Carlson (2-0)

1992 (10-6)

Date	W-L	Oppon.	Starter
Sept. 6	L	Pitts.	Moon
Sept. 13	W	at Indy	Moon
Sept. 20	W	K.C.	Moon
Sept. 27	W	S.D.	Moon
Oct. 11	W	at Cin.	Moon
Oct. 18	L	at Den.	Moon
Oct. 25	W	Cin.	Moon
Nov. 1	L	at Pitts.	Moon
Nov. 8	L	Clev.	Moon
Nov. 15	W	at Minn.	Moon
Nov. 22	L	at Mia.	Carlson
Nov. 26	W	at Det.	Carlson
Dec. 7	W	Chi.	Carlson
Dec. 13	L	G.B.	Carlson
Dec. 20	W	at Clev.	Carlson
Dec. 27	W	Buff.	Carlson

Wild Card

Jan. 5	L (P)	at Buff.	Moon
--------	-------	----------	------

Moon (6-4, 0-1), Carlson (4-2)

1991 (11-5)

Date	W-L	Oppon.	Starter
Sept. 1	W	L.A.Raid.	Moon
Sept. 8	W	at Cin.	Moon
Sept. 16	W	K.C.	Moon
Sept. 22	L	at N.E.	Moon
Oct. 6	W	Den.	Moon
Oct. 13	W	at N.Y.J.	Moon
Oct. 20	W	at Mia.	Moon
Oct. 27	W	Cin.	Moon
Nov. 3	L	at Wash.	Moon
Nov. 10	W	Dall.	Moon
Nov. 17	L	Clev.	Moon
Nov. 24	W	at Pitts.	Moon
Dec. 2	L	Phil.	Moon
Dec. 8	W	Pitts.	Moon
Dec. 15	W	at Clev.	Moon
Dec. 21	L	at N.Y.G.	Moon

Wild Card

Dec. 29	W (P)	N.Y.J.	Moon
---------	-------	--------	------

Divisional

Jan. 4	L (P)	at Den.	Moon
--------	-------	---------	------

Moon (11-5, 1-1)

Front Office

Coaching Staff

Players

Rookies

2008 Season

Records

HISTORY

Playoff History

Schedules

ALL-TIME STARTING QUARTERBACKS

Front Office

Coaching Staff

Players

Rookies

2008 Season

Records

HISTORY

Playoff History

Sidelines

1990 (9-7)

Date	W-L	Oppon.	Starter
Sept. 9	L	at Atl.	Moon
Sept. 16	L	at Pitts.	Moon
Sept. 23	W	Indy	Moon
Sept. 30	W	at S.D.	Moon
Oct. 7	L	S.F.	Moon
Oct. 14	W	Cin.	Moon
Oct. 21	W	N.O.	Moon
Oct. 28	L	N.Y.J.	Moon
Nov. 4	L	at LA Rams	Moon
Nov. 18	W	at Clev.	Moon
Nov. 25	W	Buff.	Moon
Dec. 2	L	at Sea.	Moon
Dec. 9	W	Clev.	Moon
Dec. 16	W	at K.C.	Moon
Dec. 23	L	at Cin.	Moon
Dec. 30	W	Pitts.	Carlson

Wild Card

Jan. 6	L (P)	at Cin.	Carlson
--------	-------	---------	---------

Moon (8-7), Carlson (1-0, 0-1)

1989 (9-7)

Date	W-L	Oppon.	Starter
Sept. 10	L	at Minn.	Moon
Sept. 17	W	at S.D.	Moon
Sept. 24	L	Buff.	Moon
Oct. 1	W	Mia.	Moon
Oct. 8	L	at N.E.	Moon
Oct. 15	W	at Chi.	Moon
Oct. 22	W	Pitts.	Moon
Oct. 29	L	at Clev.	Moon
Nov. 5	W	Det.	Moon
Nov. 13	W	Cin.	Moon
Nov. 19	W	L.A. Raid.	Moon
Nov. 26	L	at K.C.	Moon
Dec. 3	W	at Pitts.	Moon
Dec. 10	W	T.B.	Moon
Dec. 17	L	at Cin.	Moon
Dec. 23	L	Clev.	Moon

Wild Card

Dec. 31	L (P)	Pitts.	Moon
---------	-------	--------	------

Moon (9-7, 0-1)

1988 (10-6)

Date	W-L	Oppon.	Starter
Sept. 4	W	at Indy	Moon
Sept. 11	W	L.A. Raid.	Carlson
Sept. 18	L	at N.Y.J.	Carlson
Sept. 25	W	N.E.	Carlson
Oct. 2	L	at Phil.	Carlson
Oct. 9	W	K.C.	Carlson
Oct. 16	W	at Pitts.	Moon
Oct. 23	L	at Cin.	Moon
Oct. 30	W	Wash.	Moon
Nov. 7	W	Clev.	Moon
Nov. 13	L	at Sea.	Moon
Nov. 20	W	Phx.	Moon
Nov. 24	W	at Dall.	Moon
Dec. 4	L	Pitts.	Moon
Dec. 11	W	Cin.	Moon
Dec. 18	L	at Clev.	Moon

Wild Card

Dec. 24	W (P)	at Clev.	Moon
---------	-------	----------	------

Divisional

Jan. 1	L (P)	at Buff.	Moon
--------	-------	----------	------

Moon (7-4, 1-1), Carlson (3-2)

1987 (9-6)

Date	W-L	Oppon.	Starter
Sept. 13	W	L.A.Rams	Moon
Sept. 20	L	at Buff.	Moon
Oct. 4	W	at Den.	Pease
Oct. 11	W	at Clev.	Pease
Oct. 18	L	N.E.	Pease

Oct. 25	W	Atl.	Moon
Nov. 1	W	at Cin.	Moon
Nov. 8	L	at S.F.	Moon
Nov. 15	W	at Pitts.	Moon
Nov. 22	L	Clev.	Moon
Nov. 29	L	at Indy	Moon
Dec. 6	W	S.D.	Moon
Dec. 13	L	at N.O.	Moon
Dec. 20	W	Pitts.	Moon
Dec. 27	W	Cin.	Moon

Wild Card

Jan. 3	W (P)	Sea.	Moon
--------	-------	------	------

Divisional

Jan. 10	L (P)	at Den.	Moon
---------	-------	---------	------

Moon (7-5, 1-1), Pease (2-1)

1986 (5-11)

Date	W-L	Oppon.	Starter
Sept. 7	W	at G.B.	Moon
Sept. 14	L	Clev.	Moon
Sept. 21	L	at K.C.	Moon
Sept. 28	L	Pitts.	Moon
Oct. 5	L	at Det.	Moon
Oct. 12	L	Chi.	Moon
Oct. 19	L	at Cin.	Moon
Oct. 26	L	L.A.Raid.	Moon
Nov. 2	L	at Mia.	Moon
Nov. 9	W	Cin.	Moon
Nov. 16	L	at Pitts.	Moon
Nov. 23	W	Indy	Moon
Nov. 30	L	at Clev.	Moon
Dec. 7	L	at S.D.	Luck
Dec. 14	W	Minn.	Moon
Dec. 21	W	Buff.	Moon

Moon (5-10), Luck (0-1)

1985 (5-11)

Date	W-L	Oppon.	Starter
Sept. 8	W	Mia.	Moon
Sept. 15	L	at Wash.	Moon
Sept. 22	L	at Pitts.	Moon
Sept. 29	L	Dall.	Moon
Oct. 6	L	at Den.	Moon
Oct. 13	L	Clev.	Moon
Oct. 20	W	Cin.	Moon
Oct. 27	W	at St.L.	Moon
Nov. 3	W	K.C.	Moon
Nov. 10	L	at Buff.	Moon
Nov. 17	L	Pitts.	Moon
Nov. 24	W	S.D.	Luck
Dec. 1	L	at Cin.	Luck
Dec. 8	L	N.Y.G.	Moon
Dec. 15	L	at Clev.	Moon
Dec. 22	L	at Indy	Moon

Moon (4-10), Luck (1-1)

1984 (3-13)

Date	W-L	Oppon.	Starter
Sept. 2	L	L.A.Raid.	Moon
Sept. 9	L	Indy	Moon
Sept. 16	L	at S.D.	Moon
Sept. 23	L	at Atl.	Moon
Sept. 30	L	N.O.	Moon
Oct. 7	L	at Cin.	Moon
Oct. 14	L	at Mia.	Moon
Oct. 21	L	S.F.	Moon
Oct. 28	L	Cin.	Moon
Nov. 4	L	at Pitts.	Moon
Nov. 11	W	at K.C.	Moon
Nov. 18	W	N.Y.J.	Moon
Nov. 25	L	at Clev.	Moon
Dec. 2	W	Pitts.	Moon
Dec. 9	L	at L.A.Rams	Moon
Dec. 16	L	Clev.	Moon

Moon (3-13)

ALL-TIME STARTING QUARTERBACKS

1983 (2-14)

Date	W-L	Oppon.	Starter
Sept. 4	L	G.B.	Manning
Sept. 11	L	at L.A.Raid.	Manning
Sept. 18	L	Pitts.	Manning
Sept. 25	L	at Buff.	Nielsen
Oct. 2	L	at Pitts.	Nielsen
Oct. 9	L	Den.	Nielsen
Oct. 16	L	at Minn.	Nielsen
Oct. 23	L	K.C.	Nielsen
Oct. 30	L	at Clev.	Nielsen
Nov. 6	L	Cin.	Nielsen
Nov. 13	W	Det.	Luck
Nov. 20	L	at Cin.	Luck
Nov. 27	L	at T.B.	Luck
Dec. 4	L	Mia.	Luck
Dec. 11	W	Clev.	Luck
Dec. 18	L	at Balt.	Luck

Nielsen (0-7), Luck (2-4), Manning (0-3)

1982 (1-8)

Date	W-L	Oppon.	Starter
Sept. 12	L	at Cin.	Nielsen
Sept. 19	W	Sea.	Nielsen
Nov. 21	L	Pitts.	Nielsen
Nov. 28	L	at N.E.	Manning
Dec. 5	L	at N.Y.G	Manning
Dec. 13	L	Dall.	Manning
Dec. 19	L	at Phil.	Manning
Dec. 26	L	Clev.	Manning
Jan. 2	L	Cin.	Nielsen

Nielsen (1-3), Manning (0-5)

1981 (7-9)

Date	W-L	Oppon.	Starter
Sept. 6	W	at L.A.Rams	Stabler
Sept. 13	W	at Clev.	Stabler
Sept. 20	L	Mia.	Stabler
Sept. 27	L	at N.Y.J	Stabler
Oct. 4	W	Cin.	Stabler
Oct. 11	W	Sea.	Stabler
Oct. 18	L	at N.E.	Stabler
Oct. 26	L	at Pitts.	Stabler
Nov. 1	L	at Cin.	Stabler
Nov. 8	W	Oak.	Reaves
Nov. 15	L	at K.C.	Reaves
Nov. 22	L	N.O.	Stabler
Nov. 29	L	Atl.	Stabler
Dec. 3	W	Clev.	Stabler
Dec. 13	L	at S.F.	Nielsen
Dec. 20	W	Pitts.	Nielsen

Stabler (5-7), Reaves (1-1), Nielsen (1-1)

1980 (11-5)

Date	W-L	Oppon.	Starter
Sept. 7	L	at Pitts.	Stabler
Sept. 15	W	at Clev.	Stabler
Sept. 21	W	Balt.	Stabler
Sept. 28	W	at Cin.	Stabler
Oct. 5	L	Sea.	Stabler
Oct. 12	L	at K.C.	Stabler
Oct. 19	W	T.B.	Stabler
Oct. 26	W	Cin.	Stabler
Nov. 2	W	at Den.	Stabler
Nov. 10	W	N.E.	Stabler
Nov. 16	W	at Chi.	Stabler
Nov. 23	L	at N.Y.J	Stabler
Nov. 30	L	Clev.	Stabler
Dec. 4	W	Pitts.	Stabler
Dec. 14	W	at G.B.	Stabler
Dec. 21	W	Minn.	Stabler

Wild Card

Dec. 28 L (P) at Oak. Stabler

Stabler (11-5, 0-1)

1979 (11-5)

Date	W-L	Oppon.	Starter
Sept. 2	W	at Wash.	Pastorini
Sept. 9	L	at Pitts.	Pastorini
Sept. 16	W	K.C.	Nielsen
Sept. 23	W	at Cin.	Pastorini
Sept. 30	W	Clev.	Pastorini
Oct. 7	L	St.L.	Pastorini
Oct. 14	W	at Balt.	Pastorini
Oct. 21	L	at Sea.	Pastorini
Oct. 28	W	N.Y.J	Pastorini
Nov. 5	W	at Mia.	Pastorini
Nov. 11	W	Oak.	Pastorini
Nov. 18	W	Cin.	Pastorini
Nov. 22	W	at Dall.	Pastorini
Dec. 2	L	at Clev.	Pastorini
Dec. 10	W	Pitts.	Pastorini
Dec. 16	L	Phil.	Pastorini

Wild Card

Dec. 23 W (P) Den. Pastorini

Divisional

Dec. 29 W (P) at S.D. Nielsen

AFC Champ.

Jan. 6 L (P) at Pitts. Pastorini

Pastorini (10-5, 1-1), Nielsen (1-0, 1-0)

1978 (10-6)

Date	W-L	Oppon.	Starter
Sept. 3	L	at Atl.	Pastorini
Sept. 10	W	at K.C.	Pastorini
Sept. 17	W	S.F.	Pastorini
Sept. 24	L	L.A.Rams	Pastorini
Oct. 1	W	at Clev.	Pastorini
Oct. 8	L	at Oak.	Pastorini
Oct. 15	W	Buff.	Pastorini
Oct. 23	W	at Pitts.	Pastorini
Oct. 29	L	at Cin.	Pastorini
Nov. 5	W	Clev.	Pastorini
Nov. 12	W	at N.E.	Pastorini
Nov. 20	W	Mia.	Pastorini
Nov. 26	W	Cin.	Pastorini
Dec. 3	L	Pitts.	Pastorini
Dec. 10	W	at N.O.	Pastorini
Dec. 17	L	S.D.	Pastorini

Wild Card

Dec. 24 W (P) at Mia. Pastorini

Divisional

Dec. 31 W (P) at N.E. Pastorini

AFC Champ.

Jan. 7 L (P) at Pitts. Pastorini

Pastorini (10-6, 2-1)

1977 (8-6)

Date	W-L	Oppon.	Starter
Sept. 18	W	N.Y.J	Pastorini
Sept. 25	W	at G.B.	Pastorini
Oct. 2	L	at Mia.	Pastorini
Oct. 9	W	Pitts.	Pastorini
Oct. 16	L	Clev.	Hadl
Oct. 23	L	at Pitts.	Pastorini
Oct. 30	L	at Cin.	Hadl
Nov. 6	W	Chi.	Pastorini
Nov. 13	L	at Oak.	Pastorini
Nov. 20	W	at Sea.	Pastorini
Nov. 27	W	K.C.	Pastorini
Dec. 4	L	Den.	Pastorini
Dec. 11	W	at Clev.	Pastorini
Dec. 18	W	Cin.	Pastorini

Pastorini (8-4), Hadl (0-2)

1976 (5-9)

Date	W-L	Oppon.	Starter
Sept. 12	W	T.B.	Pastorini
Sept. 19	W	at Buff.	Pastorini
Sept. 26	L	Oak.	Pastorini
Oct. 3	W	at N.O.	Pastorini

Front Office

Coaching Staff

Players

Rookies

2009 Season

Records

HISTORY

Playoff History

Sidelines

ALL-TIME STARTING QUARTERBACKS

Front Office

Coaching Staff

Players

Rookies

2008 Season

Records

HISTORY

Playoff History

Sidelines

Oct. 10	W	Den.	Pastorini
Oct. 17	L	at S.D.	Pastorini
Oct. 24	L	Cin.	Pastorini
Nov. 1	L	at Balt.	Pastorini
Nov. 7	L	Clev.	Pastorini
Nov. 14	L	at Cin.	Hadl
Nov. 21	L	at Pitts.	Hadl
Nov. 28	W	Atl.	Hadl
Dec. 5	L	at Clev.	Hadl
Dec. 11	L	Pitts.	Pastorini

Pastorini (4-6), Hadl (1-3)

1975 (10-4)

Date	W-L	Oppon.	Starter
Sept. 21	W	at N.E.	Pastorini
Sept. 28	W	S.D.	Pastorini
Oct. 5	L	Cin.	Pastorini
Oct. 12	W	at Clev.	Pastorini
Oct. 19	W	Wash.	Pastorini
Oct. 26	W	Det.	Pastorini
Nov. 2	W	at K.C.	Pastorini
Nov. 9	L	at Pitts.	Pastorini
Nov. 16	W	Mia.	Pastorini
Nov. 24	L	Pitts.	Pastorini
Nov. 30	L	at Cin.	Pastorini
Dec. 7	W	at S.F.	Pastorini
Dec. 14	W	at Oak.	Pastorini
Dec. 21	W	Clev.	Pastorini

Pastorini (10-4)

1974 (7-7)

Date	W-L	Oppon.	Starter
Sept. 15	W	S.D.	Dickey
Sept. 22	L	at Clev.	Dickey
Sept. 29	L	K.C.	Dickey
Oct. 6	L	Pitts.	Dickey
Oct. 13	L	at Minn.	Pastorini
Oct. 20	L	St.L.	Pastorini
Oct. 27	W	at Cin.	Pastorini
Nov. 3	W	at N.Y.J	Pastorini
Nov. 10	W	at Buff.	Pastorini
Nov. 17	W	Cin.	Pastorini
Nov. 24	L	Dall.	Pastorini
Dec. 1	W	at Pitts.	Pastorini
Dec. 8	L	at Den.	Pastorini
Dec. 15	W	Clev.	Pastorini

Pastorini (6-4), Dickey (1-3)

1973 (1-13)

Date	W-L	Oppon.	Starter
Sept. 16	L	at N.Y.G	Pastorini
Sept. 23	L	at Cin.	Pastorini
Sept. 30	L	Pitts.	Pastorini
Oct. 7	L	L.A.Rams	Pastorini
Oct. 14	L	Den.	Pastorini
Oct. 21	L	at Clev.	Pastorini
Oct. 28	L	at Chi.	Pastorini
Nov. 4	W	at Balt.	Dickey
Nov. 11	L	Clev.	Dickey
Nov. 18	L	at K.C.	Dickey
Nov. 25	L	N.E.	Dickey
Dec. 2	L	Oak.	Pastorini
Dec. 9	L	at Pitts.	Pastorini
Dec. 16	L	Cin.	Pastorini

Pastorini (0-10), Dickey (1-3)

1972 (1-13)

Date	W-L	Oppon.	Starter
Sept. 17	L	at Den.	Pastorini
Sept. 24	L	at Mia.	Pastorini
Oct. 1	W	N.Y.J	Pastorini
Oct. 9	L	Oak.	Pastorini
Oct. 15	L	at Pitts.	Pastorini
Oct. 22	L	Clev.	Pastorini
Oct. 29	L	at Cin.	Pastorini
Nov. 5	L	at Cle.	Pastorini
Nov. 12	L	Phil.	Pastorini

Nov. 19	L	G.B.	Pastorini
Nov. 26	L	at S.D.	Pastorini
Dec. 3	L	at Atl.	Pastorini
Dec. 10	L	Pitts.	Pastorini
Dec. 17	L	Cin.	Nix

Pastorini (1-12), Nix (0-1)

1971 (4-9-1)

Date	W-L	Oppon.	Starter
Sept. 19	L	at Clev.	Johnson
Sept. 26	L	K.C.	Johnson
Oct. 3	T	N.O.	Dickey
Oct. 10	L	at Wash.	Johnson
Oct. 17	L	Det.	Pastorini
Oct. 24	L	at Pitts.	Pastorini
Oct. 31	W	Cin.	Pastorini
Nov. 7	L	at N.E.	Pastorini
Nov. 14	L	at Oak.	Dickey
Nov. 21	L	at Cin.	Pastorini
Nov. 28	L	Clev.	Johnson
Dec. 5	W	Pitts.	Pastorini
Dec. 12	W	at Buff.	Pastorini
Dec. 19	W	S.D.	Pastorini

Johnson (0-4), Pastorini (4-4), Dickey (0-1-1)

1970 (3-10-1)

Date	W-L	Oppon.	Starter
Sept. 20	W	at Pitts.	Johnson
Sept. 27	L	Mia.	Johnson
Oct. 4	W	at Cin.	Johnson
Oct. 11	L	Balt.	Johnson
Oct. 18	L	Pitts.	Johnson
Oct. 25	T	at S.D.	Hadl
Nov. 1	L	at St.L.	Rhome
Nov. 8	L	at K.C.	Johnson
Nov. 15	L	S.F.	Johnson
Nov. 22	L	at Clev.	Johnson
Nov. 29	W	Den.	Johnson
Dec. 7	L	Clev.	Johnson
Dec. 13	L	Cin.	Rhome
Dec. 20	L	at Dall.	Rhome

Johnson (3-7), Rhome (0-3), Hadl (0-0-1)

1969 (6-6-2)

Date	W-L	Oppon.	Starter
Sept. 14	L	at Oak.	Beathard
Sept. 21	W	at Buff.	Beathard
Sept. 28	W	Mia.	Beathard
Oct. 5	W	Buff.	Beathard
Oct. 12	L	at K.C.	Beathard
Oct. 20	L	at N.Y.	Beathard
Oct. 26	W	Den.	Beathard
Nov. 2	L	at Bos.	Beathard
Nov. 9	T	Cin.	Trull
Nov. 16	T	at Den.	Trull
Nov. 23	W	at Mia.	Beathard
Nov. 27	L	S.D.	Beathard
Dec. 6	L	N.Y.	Trull
Dec. 14	W	Bos.	Beathard

Playoff

Dec. 21	L (P)	at Oak.	Beathard
---------	-------	---------	----------

Beathard (6-5, 0-1), Trull (0-1-2)

1968 (7-7)

Date	W-L	Oppon.	Starter
Sept. 9	L	K.C.	Beathard
Sept. 14	W	at Mia.	Beathard
Sept. 21	L	at S.D.	Beathard
Sept. 29	L	Oak.	Beathard
Oct. 6	L	Mia.	Davis
Oct. 13	W	at Bos.	Davis
Oct. 20	L	N.Y.	Davis
Oct. 27	W	at Buf.	Trull
Nov. 3	W	at Cin.	Trull
Nov. 10	L	at N.Y.	Trull
Nov. 17	W	Den.	Beathard
Nov. 28	L	at K.C.	Beathard

ALL-TIME STARTING QUARTERBACKS

Dec. 7	W	Buf.	Beathard
Dec. 15	W	Bos.	Trull

Beathard (3-4), Trull (3-1), Davis (1-2)

1967 (9-4-1)

Date	W-L	Oppon.	Starter
Sept. 9	L	K.C.	Lee
Sept. 17	W	at Buf.	Lee
Sept. 24	L	at S.D.	Lee
Oct. 1	W	Den.	Beathard
Oct. 15	T	at N.Y.	Davis
Oct. 22	W	at K.C.	Davis
Oct. 29	W	Buf.	Beathard
Nov. 5	L	at Bos.	Beathard
Nov. 12	W	at Den.	Beathard
Nov. 26	W	Bos.	Beathard
Dec. 3	W	Mia.	Beathard
Dec. 10	L	Oak.	Beathard
Dec. 16	W	S.D.	Beathard
Dec. 23	W	at Mia.	Beathard

AFL Championship

Dec. 31	L (P)	at Oak.	Beathard
---------	-------	---------	----------

Beathard (7-2, 0-1), Lee (1-2), Davis (1-0-1)

1966 (3-11)

Date	W-L	Oppon.	Starter
Sept. 3	W	Den.	Blanda
Sept. 10	W	Oak.	Blanda
Sept. 18	L	at N.Y.	Blanda
Sept. 25	L	at Buf.	Blanda
Oct. 2	L	at Den.	Blanda
Oct. 16	W	N.Y.	Blanda
Oct. 23	L	Mia.	Blanda
Oct. 30	L	at K.C.	Blanda
Nov. 6	L	at Oak.	Trull
Nov. 13	L	at Bos.	Trull
Nov. 20	L	Buf.	Trull
Dec. 4	L	S.D.	Trull
Dec. 11	L	Bos.	Humphrey
Dec. 18	L	at Mia.	Trull

Blanda (3-5), Trull (0-5), Humphrey (0-1)

1965 (4-10)

Date	W-L	Oppon.	Starter
Sept. 12	W	N.Y.	Blanda
Sept. 19	W	Bos.	Blanda
Sept. 26	L	at Oak.	Blanda
Oct. 3	L	at S.D.	Blanda
Oct. 17	L	at Den.	Blanda
Oct. 24	W	K.C.	Trull
Oct. 31	W	at Buf.	Trull
Nov. 7	L	Oak.	Blanda
Nov. 14	L	Den.	Blanda
Nov. 21	L	at N.Y.	Blanda
Nov. 28	L	at K.C.	Blanda
Dec. 5	L	Buf.	Blanda
Dec. 12	L	S.D.	Trull
Dec. 18	L	at Bos.	Blanda

Blanda (2-9), Trull (2-1)

1964 (4-10)

Date	W-L	Oppon.	Starter
Sept. 12	L	at S.D.	Blanda
Sept. 19	W	Oak	Blanda
Sept. 27	W	at Den	Blanda
Oct. 4	L	at KC	Blanda
Oct. 11	L	Buf	Blanda
Oct. 17	L	at NY	Blanda
Oct. 25	L	SD	Blanda
Nov. 1	L	at Buf	Blanda
Nov. 6	L	at Bos	Blanda
Nov. 15	L	at Oak	Blanda
Nov. 22	L	KC	Trull
Nov. 29	L	Bos	Blanda
Dec. 13	W	NY	Blanda
Dec. 20	W	DEN	Blanda

Blanda (4-9), Trull (0-1)

1963 (6-8)

Date	W-L	Oppon.	Starter
Sept. 7	L	Oak.	Blanda
Sept. 14	W	Den.	Blanda
Sept. 22	L	at N.Y.	Blanda
Sept. 28	W	Buf.	Blanda
Oct. 6	L	K. C.	Blanda
Oct. 13	W	Den.	Blanda
Oct. 20	W	Buf.	Blanda
Oct. 27	W	K. C.	Blanda
Nov. 1	L	at Bos.	Blanda
Nov. 10	W	N.Y.	Blanda
Dec. 1	L	at S.D.	Blanda
Dec. 8	L	Bos.	Blanda
Dec. 15	L	S.D.	Lee
Dec. 22	L	at Oak.	Blanda

Blanda (6-7), Lee (0-1)

1962 (11-3)

Date	W-L	Oppon.	Starter
Sept. 9	W	at Buf.	Blanda
Sept. 16	L	at Bos.	Blanda
Sept. 23	W	at S.D.	Blanda
Oct. 7	W	Buf.	Blanda
Oct. 14	W	N.Y.	Blanda
Oct. 21	L	at Den.	Blanda
Oct. 28	L	Dal.	Blanda
Nov. 4	W	at Dal.	Blanda
Nov. 11	W	at Oak.	Blanda
Nov. 18	W	Bos.	Blanda
Nov. 25	W	S.D.	Blanda
Dec. 2	W	Den.	Blanda
Dec. 9	W	Oak.	Blanda
Dec. 15	W	at N.Y.	Blanda
Dec. 23	L (P)	Dal.	Blanda

Blanda (11-3, 0-1)

1961 (10-3-1)

Date	W-L	Oppon.	Starter
Sept. 9	W	Oak.	Blanda
Sept. 24	L	at S.D.	Blanda
Oct. 1	L	at Dal.	Blanda
Oct. 8	L	Buf.	Lee
Oct. 13	T	at Bos.	Lee
Oct. 22	W	Dal.	Lee
Oct. 29	W	at Buf.	Blanda
Nov. 5	W	at Den.	Blanda
Nov. 12	W	Bos.	Blanda
Nov. 19	W	N.Y.	Blanda
Nov. 26	W	Den.	Blanda
Dec. 3	W	S.D.	Blanda
Dec. 10	W	at N.Y.	Blanda
Dec. 17	W	at Oak.	Blanda
Dec. 24	W (P)	at S.D.	Blanda

Blanda (9-2, 1-0), Lee (1-1-1)

1960 (10-4)

Date	W-L	Oppon.	Starter
Sept. 11	W	at Oak.	Blanda
Sept. 18	W	L.A.	Blanda
Sept. 25	L	Oak.	Blanda
Oct. 9	W	N.Y.	Blanda
Oct. 16	W	Dal.	Blanda
Oct. 23	W	at N.Y.	Blanda
Oct. 30	L	at Buf.	Blanda
Nov. 6	W	at Den.	Blanda
Nov. 13	L	at L.A.	Blanda
Nov. 20	W	Den.	Lee
Nov. 25	W	at Bos.	Lee
Dec. 4	L	at Dal.	Lee
Dec. 11	W	Buf.	Blanda
Dec. 18	W	Bos.	Blanda
Jan. 1	W (P)	L.A.	Blanda

Blanda (8-3, 1-0), Lee (2-1)

Front Office

Coaching Staff

Players

Rookies

2008 Season

Records

HISTORY

Playoff History

Schedules

ALL-TIME HONORS

AFL ALL-PRO

- 1960** George Blanda, QB (Honorable Mention, UPI)
 Billy Cannon, RB (Second Team, UPI, OF)
 Mike Dukes, LB (First Team, UPI)
 Don Floyd, DE (Honorable Mention, UPI)
 Bill Groman, E (First Team, UPI, OF)
 Charles Hennigan, RB (Honorable Mention, UPI)
 Al Jamison, T (First Team, AP, Second Team OF)
 Mark Johnston, S (First Team, AP, Second Team, UPI, OF)
 Rich Michael, T (First Team, UPI, OF)
 Dennit Morris, LB (Second Team OF, Honorable Mention, UPI)
 Jim Norton, S (Honorable Mention, UPI)
 Hugh Pitts, LB (Honorable Mention, UPI)
 Dave Smith, (First Team, AP, UPI, OF)
 Julian Spence, CB (First Team, UPI)
 Orville Trask, DT (Second Team, UPI, OF)
 Fred Wallner, T (Honorable Mention, UPI)
- 1961** Tony Banfield, CB (First Team, AP, UPI, OF, SN, Second Team, NY)
 George Blanda, QB (First Team, AP, UPI, OF, SN, NY)
 Billy Cannon, HB (First Team, AP, UPI, OF, SN, NY)
 Don Floyd, DE (First Team, OF)
 Bill Groman, E (First Team, AP, SN, Second Team, UPI, NY)
 Charles Hennigan, E (First Team, AP, UPI, OF, SN, NY)
 Ed Husmann, DT (Second Team, UPI, NY)
 Al Jamison, T (First Team, AP, UPI, OF, SN, NY)
 Mark Johnston, S (First Team, NY)
 Jim Norton, S (Second Team, UPI, NY)
 Bob Schmidt, C (Second Team, OF)
 Bob Talamini, G (Second Team, OF, UPI)
 Charley Tolar, FB (Second Team, UPI, OF)
- 1962** Tony Banfield, CB, (First Team, AP, UPI, OF)
 George Blanda, QB (Second Team, AP, UPI)
 Doug Cline, OLB (Second Team, AP UPI)
 Don Floyd, DE (First Team, AP, UPI, OF)
 Charles Hennigan, E (First Team, AP, UPI, OF)
 Ed Husmann, DT (First Team AP, UPI)
 Al Jamison, T (First Team, AP, UPI)
 Jim Norton, S (First Team, UPI, Second Team, AP)
 Bob Schmidt, C (Second Team, AP, UPI)
 Bob Talamini, G (First Team UPI, OF)
 Charley Tolar, FB (Second Team, AP, UPI)
- 1963** Tony Banfield, CB (First Team, AP, UPI, OF, PF)
 George Blanda, QB (Second Team, AP, NY)
 Doug Cline, OLB (Second Team, AP, NY, UPI)
 Don Floyd, DE (Second Team, NY)
 Fred Glick, S (First Team, AP, UPI, OF, NEA, NY)
 Charles Hennigan, E (Second Team, NEA, NY, Honorable
 Mention, AP)
 Ed Husmann, DT (Second Team, UPI)
 Bobby Jancik, S (Second Team, NY, Honorable Mention,
 AP, UPI)
 Rich Michael, T (Honorable Mention, UPI)
 Bob Schmidt, C (Second Team, UPI, NEA)
 Bob Talamini, G (First Team, AP, OF, NEA, NY, Second
 Team, UPI)
 Hogan Wharton, G (Honorable Mention, AP)
- 1964** Sonny Bishop, T (Second Team, UPI)
 Sid Blanks, T (Second Team, UPI)
 Don Floyd, DE (Second Team, UPI)
 Fred Glick, S (First Team, OF, Second Team, NEA)
 Charles Hennigan, E (First Team, AP, UPI, NEA, OF, NY)

LEGEND

- AP** - Associated Press
CP - College & Pro Football
 Newsweekly
DMN Dallas Morning News
DB - Dick Butkus Football
 Network
DE - Detroit News
DH - Don Heinrich (Pro
 Football Scouts)
DP - Diet Pepsi Rookie Rookie
 of the Year
DZ - Paul Zimmerman (N.Y.
 Post, 1969 -78;
 Sports Ill., 1979-present)
FD - Football Digest
FI - NFL Films
FN - Football News
FO - Gordon Forbes, USA Today
FW - Pro Football Weekly
FX - Larry Fox, N.Y. Daily News
GN - Gannett News Service
HF - Pro Football Hall of Fame
JT - Joe Theismann
NA - The National
NBC -NBC Sports.com
NEA - Newspaper
 Enterprise Association
NY - New York Daily News
OA - Bob Oates, L.A. Times
OF - Official AFL Team
PF - Pro Football Digest
PK - Peter King, Sports Illust.
RS - Pamela Robbins Scott
SI - Sports Illustrated
SN - The Sporting News
TP - Topps All-Pro Team
UPI - United Press International
USA - USA Today
WA - Pro Football Writers
 of America



Charles Hennigan



George Blanda

Front Office

Coaching Staff

Players

Rookies

2008 Season

Records

HISTORY


Playoff History

Sidelines

- Pete Jaquess, CB (Second Team, AP)
 Bob Talamini, G (First Team, NEA, OF, Second Team, AP, UPI, NY)
- 1965** Sonny Bishop, G (Second Team, NY)
 Ode Burrell, RB (Second Team, NY)
 Willie Frazier, TE (First Team, AP, UPI, OF, NEA, NY)
 W.K. Hicks, CB (Second Team, AP, UPI, NY)
 Bob Talamini, G (First Team, AP, UPI, OF, NY)
- 1966** Johnny Baker, OLB (Second Team, NEA)
 George Blanda, K (Second Team, NY)
 Walter Suggs, T (Second Team, UPI, NEA)
 Bob Talamini, G (First Team, OF, Second Team, UPI, NEA, NY)
- 1967** Miller Farr, CB (First Team, AP, UPI, NEA, SN, FN, NY, DE)
 Hoyle Granger, RB (Second Team, AP, UPI, NEA)
 Pat Holmes, DE (First Team, AP, UPI, NEA, FN, DE, Second Team, SN, NY)
 Bobby Maples, C (Second Team, AP, UPI, NY)
 Jim Norton, S (First Team, FN, DE, Second Team, AP, UPI, NY)
 Walter Suggs, T (First Team, SN, FN, Second Team, AP, UPI, NEA)
 Bob Talamini, G (First Team, AP, UPI, NEA, SN, FN, DE)
 George Webster, OL (First Team, AP, UPI, NEA, SN, FN, NY, DE)
- 1968** Miller Farr, CB (First Team, PF, AP, UPI, NEA, SN, FN, NY, FW)
 Hoyle Granger, RB (Second Team, FN)
 Ken Houston, S (Second Team, SN, NEA)
 Alvin Reed, TE (First Team, SN, FN, NY, Second Team, AP, UPI)
 Walter Suggs, T (First Team, SN, Second Team, AP, UPI, NEA, FN)
 George Webster, OLB (First Team, PF, WA, AP, UPI, NEA, SN, FN, NY, FW)
- 1969** Elvin Bethea, DE (Second Team, UPI)
 Sonny Bishop, G (Second Team, SN, Honorable Mention, UPI)
 Garland Boyette, MLB (Honorable Mention, UPI)
 Miller Farr, CB (First Team, SN, Second Team, AP, UPI, NEA, NY, SI)
 Hoyle Granger, RB (Second Team, SI, Honorable Mention, UPI, PF)
 Ken Houston, S (First Team, NY, SI, Second Team, AP, UPI, SN, FN)
 Alvin Reed, TE (First Team, SN, Second Team, AP, UPI, NEA, NY, SI, PF)
 Tom Regner, G (Honorable Mention, UPI)
 George Webster, OLB (First Team, WA, AP, UPI, NEA, SN, NY, SI, PF, Second Team, HF, NEA)
 Walter Suggs, T (Second Team, AP, UPI, NEA, NY)

NFL ALL-PRO

- 1970** Ken Houston, S (Second Team, NEA)
- 1971** Ken Houston, S (First Team, DZ, TP, FW, Second Team, WA, NEA, FN)
- 1972** Ken Houston, S (Second Team, WA, NEA)
- 1973** Elvin Bethea, DE (Second Team, NEA)
- 1975** Elvin Bethea, DE (First Team, FN, CP, Second Team, AP, NEA)
 Robert Brazile, OLB (First Team, DZ)
 Curley Culp, DT (First Team, AP, WA, NEA, NY, FW)
 Billy Johnson, KR (First Team, FW, Second Team, FN)
- 1976** Robert Brazile, OLB (First Team, WA, FN, NY, Second Team, AP)
- 1977** Robert Brazile, OLB (First Team, NEA, Second Team, AP)
 Ken Burrough, WR (Second Team, AP, NEA)
 Curley Culp, DT (Second Team, NEA)
 Billy Johnson, KR (First Team, AP, WA, TP, NY, FX, CP, RS, FW)
- 1978** Elvin Bethea, DE (Second Team, NEA)
 Robert Brazile, OLB (First Team, AP, WA, NEA, CP, FW)
 Earl Campbell, RB (First Team, AP, WA, NEA, CP, DZ, NY, FX, FW)
 Curley Culp, DT (Second Team, AP, NEA)
- 1979** Elvin Bethea, DE (Second Team, AP)
 Robert Brazile, OLB (First Team, AP, FW, NEA, WA)
 Earl Campbell, RB (First Team, AP, SN, FW, NEA, WA)
 Curly Culp, DT (Second Team, AP)
 Toni Fritsch, PK (First Team, AP, WA, NEA, DZ)
 Leon Gray, T (First Team, AP, WA, NEA, CP, FW)
 Vernon Perry, S (First Team, DZ)



Ken Houston



Robert Brazile



Curley Culp



Earl Campbell

Front Office

Coaching Staff

Players

Rookies

2008 Season

Records

HISTORY

Playoff History

Sidelines

ALL-TIME HONORS

Front Office

Coaching Staff

Players

Rookies

2008 Season

Records

HISTORY

Playoff History

Sidelines

- 1980** Mike Reinfeldt, S (First Team, AP, WA, NEA, CP, NY, FX, FW)
Gregg Bingham, ILB (First Team, FX)
Robert Brazile, OLB (First Team, WA, NEA, SN, CP, FD, FX, FW, Second Team, AP)
Earl Campbell, RB (First Team, AP, WA, NEA, SN, CP, FD, DZ, NY, FX, FW)
Leon Gray, T (First Team, AP, WA, SN, FD, FW, Second Team, NEA)
Bob Young, G (First Team, FD)
- 1981** Gregg Bingham, ILB (Honorable Mention, DH)
Robert Brazile, OLB (Second Team, AP, DH)
Earl Campbell, RB (First Team, CP, Second Team, DH)
Dave Casper, TE (Honorable Mention, DH)
Vernon Perry, S (First Team, CP, Honorable Mention, DH)
- 1982** Earl Campbell, RB (Honorable Mention, DH)
Dave Casper, TE (Honorable Mention, OA)
- 1983** Earl Campbell, RB (Honorable Mention, DH)
Mike Munchak, G (Second Team, NEA)
- 1984** Mike Munchak, G (Second Team, NEA, DH)
- 1985** Bo Eason, S (Second Team, NEA)
Bruce Matthews, T (Honorable Mention, DH)
Mike Munchak, T (First Team, FD, Second Team, AP, NEA, DH)
- 1986** Bruce Matthews, T (Third Team, GN)
- 1987** Keith Bostic, S (First Team, NEA, FD, FI, Second Team, AP, DH)
Ray Childress, DE (Honorable Mention, DH)
Ernest Givins, WR (Honorable Mention, DH)
Warren Moon, QB (Honorable Mention, DH)
Mike Munchak, G (First Team, AP, WA, NEA, SN, FO, FD, TP, DH)
Mike Rozier, RB (Honorable Mention, DH)
- 1988** Patrick Allen, CB (Honorable Mention, AP)
Keith Bostic, S (Honorable Mention, AP)
Ray Childress, DE (Second Team, AP, NEA, CP, FD, Honorable Mention, DH)
Jeff Donaldson, S (Second Team, CP, Honorable Mention, AP, DH)
Drew Hill, WR (First Team, DH, Honorable Mention, AP)
Bruce Matthews, G (First Team, AP, WA, SN, FO, FD, DZ, DH, FW, Second Team, NEA, CP)
Warren Moon, QB (Honorable Mention, DH)
Mike Munchak, G (First Team, WA, NEA, FO, FW, Second Team, AP)
- 1989** Ray Childress, DE (Second Team, AP, Honorable Mention, DH)
Bruce Matthews, G (First Team, AP, SN, DZ, FD, FI, FW, Second Team, NEA, CP)
Greg Montgomery, P (First Team, NEA, Honorable Mention, DH)
Warren Moon, QB (Honorable Mention, DH)
Mike Munchak, G (First Team, NEA, FO, Second Team, AP)
Eugene Seale, ST (First Team, FW)
- 1990** Ray Childress, DE (First Team, WA, CP, FO, DZ, SN, DH, Second Team, AP, NEA, NA, Honorable Mention, PK)
Ernest Givins, WR (Second Team, AP, Honorable Mention, DH, PK)
Drew Hill, WR (Honorable Mention, AP, DH)
Haywood Jeffires, WR (Second Team, CP, NA, Honorable Mention, DH)
Richard Johnson, CB (Second Team, CP, Honorable Mention, AP)
Terry Kinard, S (Honorable Mention, AP)
Bruce Matthews, G (First Team, AP, WA, NEA, CP, FO, SN, FI, DH, FW, Second Team, PK)
Bubba McDowell, S (Honorable Mention, AP, DH)
Greg Montgomery, P (Honorable Mention, AP, DH)
Warren Moon, QB (First Team, SN, FI, Second Team, AP, DH, Honorable Mention, FD, PK)
Mike Munchak, G (Second Team, AP, DH)
- 1991** Ray Childress, DT (First Team, NEA, CP, FO, FD, FI, DH, Honorable Mention, AP)
Cris Dishman, CB (First Team, AP, FO, FD, FI, DH, FW, Second Team, CP)
William Fuller, DE (Honorable Mention, AP, DH)
Haywood Jeffires, WR (First Team, AP, WA, FD, FI, Second Team, NEA, CP, DH)
Bruce Matthews, C (First Team, NEA, FD, FI, FW, Second Team, AP, CP)




Mike Munchak



Greg Montgomery



Warren Moon



Bruce Matthews

- Bubba McDowell, S (Second Team, AP, CP, DH)
 Warren Moon, QB (Honorable Mention, AP, DH)
 Mike Munchak, G (First Team, AP, WA, FW, CP, FD, Second Team, NEA, Honorable Mention, DH)
 Bo Orlando, S (Honorable Mention, AP)
 Al Smith, MLB (First Team, WA, FW, Second Team, CP, DH, Honorable Mention, AP)
- 1992**
 Ray Childress, DT (First Team, AP, WA, NEA, CP, FO, DZ, FI, JT)
 Cris Dishman, S (Honorable Mention, AP)
 William Fuller, DE (Honorable Mention, AP, JT)
 Ernest Givins, WR (Honorable Mention, JT)
 Haywood Jeffires, WR (Honorable Mention, AP, JT)
 Bruce Matthews, C (First Team, AP, WA, NEA, SN, FD, JT, Second Team, CP)
 Bubba McDowell, S (First Team, JT, Honorable Mention, AP)
 Greg Montgomery, P (Honorable Mention, AP, JT)
 Mike Munchak, G (Second Team, AP, CP, JT)
 Al Smith, MLB (First Team, AP, FD, Second Team, NEA, CP, FO, Honorable Mention, JT)
 Lorenzo White, RB (Honorable Mention, AP, JT)
- 1993**
 Ray Childress, DT (First Team, FO, Second Team, AP, CP, FD, Honorable Mention, JT)
 Al Del Greco, K (Second Team, FD, Honorable Mention, AP)
 Cris Dishman, CB (Honorable Mention, AP, JT)
 Sean Jones, DE (Honorable Mention, AP, JT)
 Bruce Matthews, C (First Team, WA, SN, CP, FD, FI, Second Team, AP)
 Greg Montgomery, P (First Team, AP, WA, SN, CP, FD, FI, Honorable Mention, JT)
 Warren Moon, QB (Honorable Mention, AP, JT)
 Mike Munchak, G (First Team, FD, FI, Second Team, AP, CP)
 Bo Orlando, S (Honorable Mention, AP)
 Marcus Robertson, S (First Team, AP, SN, JT, Second Team, CP)
 Webster Slaughter, WR (Honorable Mention, AP)
 Al Smith, MLB (Honorable Mention, AP)
- 1994**
 Rich Camarillo, P (Honorable Mention, AP)
 Bruce Matthews, C (Honorable Mention, AP)
- 1995**
 Michael Barrow, MLB (First Team, DZ)
 Blaine Bishop, S (First Team, DZ, Second Team, FD, Honorable Mention, AP)
 Darryll Lewis, CB (First Team, FD, TJ, Honorable Mention, AP)
 Bruce Matthews, G (Second Team, BM, Honorable Mention, AP)
 Mark Stepnoski, C (Honorable Mention, AP)
- 1996**
 Blaine Bishop, S (Honorable Mention, AP)
 Al Del Greco, K (Honorable Mention, AP)
 Cris Dishman, CB (Honorable Mention, AP)
 Mel Gray, KR (Honorable Mention, AP)
 Bruce Matthews, G, (First Team, DB, Second Team, AP, FD)
 John Henry Mills, ST (Second Team, FI)
 Mark Stepnoski, C (Second Team, AP, FD)
- 1997**
 Blaine Bishop, S (Honorable Mention, AP)
 Brad Hopkins, T (First Team, DZ, Honorable Mention, AP)
 Bruce Matthews, G (Honorable Mention, AP)
 Marcus Robertson, S (First Team, DZ, Honorable Mention, AP)
- 1998**
 Craig Hentrich, P (First Team, AP, WA, CP, SN, FD, USA)
 Bruce Matthews, G (First Team, AP, WA, SN, USA, Second Team, FD)
 Frank Wycheck, TE (First Team, DZ, Second Team, CP, FD)
- 1999**
 Eddie George, RB (Second Team, AP, CP, FD)
 Jevon Kearse, DE (First Team, AP, DZ, CP, SN, FD, FW, WA)
 Bruce Matthews, G (First Team, AP, FD, FW, WA)
 Jon Runyan, T (Second Team, AP, FD)
- 2000**
 Blaine Bishop, S (First Team, FD, Second Team, AP)
 Keith Bulluck, ST (Second Team, FD)
 Eddie George, RB (First Team, AP, CP, FD, FW, WA)
 Jevon Kearse, DE (First Team, FO)
 Derrick Mason, KR (First Team, AP, CP, DZ, FO, FW, SN, WA,




Mark Stepnoski



Al Del Greco



Frank Wycheck



Derrick Mason

Front Office

Coaching Staff

Players

Rookies

2008 Season

Records

HISTORY

Playoff History

Sidelines

ALL-TIME HONORS

Front Office

Coaching Staff

Players

Rookies

2008 Season

Records

HISTORY

Playoff History

Sidelines

Second Team, FD)

Bruce Matthews, G (First Team, AP, FW, SN, FD, WA)

Samari Rolle, CB (First Team, AP, CP, FD, FW, SN, WA)

2001 Frank Wycheck, TE (Second Team, AP)

2002 Keith Bulluck, LB (Second Team, AP)

2003 Keith Bulluck, LB (First Team, AP, DZ, FW, WA, PK)

Steve McNair, QB (Second Team, AP, FD, First Team, DZ)

Craig Hentrich, P (First Team, PD)

2004 Keith Bulluck, LB (First Team, DZ)

2007 Albert Haynesworth, DT (First Team, AP, DZ, FW, WA)

Rob Bironas, K (First Team, AP, SN, SI)

2008 Albert Haynesworth, DT (First Team, AP, SN, SI, NBC, DMN)

Cortland Finnegan, CB (First Team, AP, SN, SI, NBC, DMN)

Kevin Mawae, C (First Team, AP, NBC)

Michael Roos, OT (First Team, AP, SN, SI, DMN)

David Stewart, OT (Second Team, AP)

ALL-AFC

1970 Elvin Bethea, DE (Honorable Mention, UPI)

Glen Ray Hines, T (Honorable Mention, UPI)

Ken Houston, S (First Team, FW, Second Team, UPI)

Jerry LeVias, WR (Honorable Mention, UPI)

Zeke Moore, CB (Honorable Mention, UPI)

Ron Pritchard, OLB (Second Team, UPI)

Alvin Reed, TE (First Team, UPI, FW)

Walter Suggs, T (Honorable Mention, UPI)

1971 Elvin Bethea, DE (First Team, FW, Second Team, UPI)

Ken Houston, S (First Team, UPI, SN, FW)

Ron Pritchard, OLB (Second Team, UPI)

1972 Elvin Bethea, DE (First Team, SN, Second Team, UPI)

Ken Houston, S (Second Team, UPI)

Guy Murdock, C (All-Rookie)

Mike Tilleman, DT (Honorable Mention, UPI)

1973 Gregg Bingham, LB (All-Rookie)

Elvin Bethea, DE (Second Team, UPI)

John Matuszak, DT (All-Rookie)

1974 Elvin Bethea, DE (First Team, FW, TP, Second Team, UPI)

Gregg Bingham, MLB (Honorable Mention, UPI)

Ken Burrough, WR (Honorable Mention, UPI)

1975 Elvin Bethea, DE (First Team, NY)

Robert Brazile, OLB (Second Team, UPI, All-Rookie)

Curley Culp, DT (First Team, AP, UPI, SN, FW, NY, TP)

Billy Johnson, KR (First Team, FW, TP)

1976 Elvin Bethea, DE (Honorable Mention, UPI)

Robert Brazile, OLB (First Team, UPI, SN, FW, NY, TP, PB)

Curley Culp, DT (First Team, SN, FW, TP, PB, Second Team, UPI)

1977 Elvin Bethea, DE (Honorable Mention, UPI)

Robert Brazile, OLB (Second Team, UPI)

Ken Burrough, WR (Second Team, UPI)

Rob Carpenter, RB (All-Rookie)

Curley Culp, DT (First Team, FW, Honorable Mention, UPI)

Bill Currier, DB (All-Rookie)

Billy Johnson, KR (First Team, FW, NY)

George Reihner, G (All-Rookie)

1978 Elvin Bethea, DE (First Team, UPI, FW, NY, FX)

Robert Brazile, OLB (First Team, UPI, SN, FW, FX, TP)

Earl Campbell, RB (First Team, UPI, SN, FW, NY, FX, TP, All-Rookie)


Curley Culp, DT (Second Team, UPI)

Greg Sampson, T (Second Team, UPI)

1979 Jesse Baker, DE (All-Rookie)

Robert Brazile, OLB (First, UPI, SN, FW)

Earl Campbell, RB (First Team, UPI, SN, FW, NY, FX, TP)



Albert Haynesworth



Rob Bironas



Elvin Bethea



Ken Burrough



Billy Johnson



Mike Munchak

- Curley Culp, DT (Second Team, UPI)
 Toni Fritsch, PK (First Team, UPI, SN, FW, NY, FX, TP)
 Leon Gray, T (First Team, UPI, SN, FW)
 Carl Mauck, C (Second Team, UPI)
 Vernon Perry, S (All-Rookie)
 Mike Reinfeldt, S (First Team, UPI, SN, FW, NY, FX, TP)
- 1980** Gregg Bingham, ILB (First Team, FX)
 Robert Brazile, OLB (First Team, UPI, FW, NY, FX, TP, PB)
 Earl Campbell, RB (First Team, UPI, FW, NY, FX, TP, PB)
 Leon Gray, T (First Team, UPI, FW, TP)
 Carl Mauck, C (First Team, FX, Honorable Mention, UPI)
 Vernon Perry, S (Second Team, UPI)
 Mike Reinfeldt, S (Second Team, UPI)
 Carl Roaches, KR (All-Rookie)
 Greg Stemrick, CB (Second Team, UPI)
- 1981** Robert Brazile, OLB (First Team, TP, Second Team, UPI)
 Earl Campbell, RB (First Team, FX, NY, Second Team, UPI)
 Leon Gray, T (Second Team, UPI)
 Vernon Perry, S (First Team, FX)
 Carl Roaches, KR (First Team, FW, TP)
- 1982** Robert Brazile, OLB (First Team, UPI)
- 1983** Steve Brown, CB (All-Rookie)
 Bruce Matthews, T (All-Rookie)
 Harvey Salem, T (All-Rookie)
 Tim Smith, WR (First Team, FW)
 Brian Sochia, DT (All-Rookie)
- 1984** Warren Moon (All-Rookie)
 Mike Munchak, G (First Team, FW, Second Team, UPI)
 Dean Steinkuhler, T (All-Rookie)
- 1985** Ray Childress, DE (All-Rookie, WA)
 Mike Munchak, G (First Team, FN, Second Team, FN, UPI)
- 1986** Ray Childress, DE (First Team, FN)
 Ernest Givins, WR (All-Rookie, FW, WA)
- 1987** Keith Bostic, S (First Team, UPI, FW)
 Mike Munchak, G (First Team, UPI, FW, FN)
 Mike Rozier, RB (Second Team, UPI)
- 1988** Ray Childress, DE (First Team, UPI, FW)
 Drew Hill, WR (Second Team, UPI)
 Bruce Matthews, G (First Team, UPI, FW, FN)
 Warren Moon, QB (Second Team, UPI)
 Mike Munchak, G (First Team, FW, Second Team, UPI)
 Eugene Seale, ST (First Team, FW)
- 1989** Ray Childress, DE (Second Team, UPI)
 John Grimsley, ILB (Second Team, UPI)
 Bruce Matthews, G (First Team, UPI, FW, FN)
 Bubba McDowell, CB (All-Rookie, FW, WA)
 Greg Montgomery, P (First Team, UPI, FW)
 Warren Moon, QB (First Team, UPI, FN)
 Mike Munchak, G (First Team, UPI, FW)
 Tony Zendejas, K (Second Team, UPI)
- 1990** Ray Childress, DT (First Team, FN, Second Team, UPI)
 Ernest Givins, WR (First Team, UPI)
 Drew Hill, WR (First Team, FN, Second Team, UPI)
 Bruce Matthews, G (First Team, UPI, FW, FN)
 Warren Moon, QB (First Team, UPI, FW, FN)
 Mike Munchak, G (First Team, FN, Second Team, UPI)
- 1991** Ray Childress, DT (First Team, UPI, FW)
 Cris Dishman, CB (First Team, UPI, FW, FN)
 John Flannery, G/C (All-Rookie, FW, WA)
 William Fuller, DE (First Team, UPI, FW, FN)
 Haywood Jeffires, WR (First Team, UPI, FW, FN)



Mike Reinfeldt



Bruce Matthews



Drew Hill



Warren Moon



Ray Childress



Warren Moon

Front Office

Coaching Staff

Players

Rookies

2008 Season

Records

HISTORY

Playoff History

Sidelines

ALL-TIME HONORS

Front Office

Coaching Staff

Players

Rookies

2008 Season

Records

HISTORY

Playoff History

Sidelines

- Bruce Matthews, C (First Team, FW)
 Mike Munchak, G (First Team, UPI, FW, FN)
 Al Smith, (First Team, UPI, FW, FN)
- 1992**
 Ray Childress, DT (First Team, FW)
 Haywood Jeffires, WR (First Team, UPI, FW, FN)
 Bruce Matthews, C (First Team, UPI, FW, FN)
 Greg Montgomery, P (First Team, UPI)
 Mike Munchak, G (First Team, UPI, FW, FN)
 Eddie Robinson, LB (All-Rookie, FW, WA)
 Al Smith, MLB (First Team, FW, FN)
- 1993**
 Ray Childress, DT (First Team, UPI, FW, FN)
 Brad Hopkins, T (All-Rookie, FW, WA)
 Bruce Matthews, C (First Team, UPI, FW, FN)
 Greg Montgomery, P (First Team, UPI, FW, FN)
 Mike Munchak, G (First Team, UPI, FW, FN)
- 1995**
 Blaine Bishop, S (First Team, UPI, FW, FN)
 Darryll Lewis, CB (First Team, FN, Second Team, UPI)
 Bruce Matthews, G (First Team, UPI, FW, FN)
 Marcus Robertson, S (First Team, UPI, FW)
 Chris Sanders, WR (All-Rookie, FW, WA)
 Gary Walker, DT (All-Rookie, FW, WA)
- 1996**
 Blaine Bishop, S (Second Team, UPI)
 Al Del Greco, K (Second Team, UPI)
 Eddie George, RB (Second Team, UPI, All-Rookie, FW, WA)
 Bruce Matthews, G (First Team, UPI, FW, FN)
 John Henry Mills, ST (First Team, FW)
 Mark Stepnoski, C (Second Team, UPI)
- 1997**
 Kenny Holmes, DE (All-Rookie, FW, WA)
 Bruce Matthews, G (First Team, FW, FN)
- 1998**
 Craig Hentrich, P (First Team, FW, FN)
 Kevin Long, C (All-Rookie, FW, WA)
 Bruce Matthews, G (First Team, FW, FN)
- 1999**
 Eddie George, RB (First Team, FW)
 Jevon Kearse, DE (First Team, FW, FN, All-Rookie, FW, WA)
 Bruce Matthews, G (First Team, FW, FN)
 John Thornton, DT (All-Rookie, FW, WA)
- 2000**
 Blaine Bishop, S (First Team, FN)
 Eddie George, RB (First Team, FN, FW)
 Brad Hopkins, T (First Team, FW)
 Derrick Mason, KR (First Team, FN, FW), PR (First Team, FW)
 Bruce Matthews, G (First Team, FN, FW)
 Samari Rolle, CB (First Team, FW, FN)
- 2002**
 Jeff Fisher (Coach of the Year, FD)
 Steve McNair, QB (First Team, SI) (3rd in MVP voting, AP)
 Carlos Hall, DE (All-Rookie, FW, WA)
 Keith Bulluck, LB (First Team, FW, FD) (Second Team All-Pro, AP)
 Lance Schulters, S (First Team, FW)
 Kevin Carter, DE (Second Team, FD)
- 2003**
 Keith Bulluck, LB (First Team, FW)
 Craig Hentrich, P (First Team, FW)
- 2004**
 Jacob Bell, G (All-Rookie, FW, WA)
- 2005**
 Pacman Jones, CB/PR/KR (All-Rookie, CP, FW, WA)
- 2006**
 Vince Young, QB (All-Rookie, PF, WA)
- 2007**
 Kevin Mawae, C (First Team, PK)
- 2008**
 Cortland Finnegan, CB (First Team, WA)
 Chris Johnson, RB (First Team, WA)
 Kevin Mawae, C (First Team, WA)



Brad Hopkins



Blaine Bishop



Eddie George



Keith Bulluck



Kevin Mawae

(Year reflects season in which player was selected)
AFL ALL-STAR



George Blanda

- 1961 Tony Banfield, CB (1)
George Blanda, QB (1)
Billy Cannon, HB
Don Floyd, DE (1)
Charles Hennigan, E (1)
Ed Husmann, DT (1)
Al Jamison, T (1)
Mark Johnston, S
Bob McLeod, E
Dennit Morris, LB
Bob Schmidt, C
Charley Tolar, FB (1)
- 1962 Tony Banfield, CB (2)
George Blanda, QB (2)
Willard Dewveall, E
Don Floyd, DE (2)
Fred Glick, S (1)
Charles Hennigan, E (2)
Ed Husmann, DT (2)
Al Jamison, T (2)
Rich Michael, T (1)
Jim Norton, S (1)
Bob Schmidt, C (2)
Bob Talamini, G (1)
Charley Tolar, FB (2)
- 1963 Tony Banfield, CB (3)
George Blanda, QB (3)
Fred Glick, S (2)
Charles Hennigan, E (3)
Ed Husmann, DT (3)
Rich Michael, T (2)
Jim Norton, S (2)
Bob Schmidt, C (3)
Bob Talamini, G (2)
- 1964 Sid Blanks, RB
Don Floyd, DE (3)
Fred Glick, S (3)
Charles Hennigan, E (4)
Pete Jaquess, CB
Bob Talamini, G (3)
Ode Burrell, RB (2)
Willie Frazier, TE
Charles Hennigan, E (5)
Bob Talamini, G (4)
Charles Frazier, E
- 1966 W.K. Hicks, CB
Bob Talamini, G (5)
- 1967 Woody Campbell, RB
Miller Farr, CB (1)
Hoyle Granger, RB (1)
Pat Holmes, DE (1)
Jim Norton, S (3)
Walter Suggs, T (1)
Bob Talamini, G (6)
George Webster, LB (1)
- 1968 Sonny Bishop, G
Garland Boyette, MLB (1)
Miller Farr, CB (2)
Hoyle Granger, RB (2)
Glen Ray Hines, T (1)
Pat Holmes, DE (2)
Bobby Maples, C

- 1969 Alvin Reed, TE (1)
Walter Suggs, T (2)
George Webster, LB (2)
Jim Beirne, WR
Elvin Bethea, DE (1)
Garland Boyette, MLB (2)
Miller Farr, CB (3)
Glen Ray Hines, T (2)
Ken Houston, S (2)
Jerry LeVias, WR
Zeke Moore, CB (1)
Alvin Reed, TE (2)
George Webster, LB (3)

AFC PRO BOWL

- 1970 Ken Houston, S (3)
Zeke Moore, CB (2)
- 1971 Elvin Bethea, DE (2)
Ken Houston, S (4)
- 1972 Elvin Bethea, DE (3)
Ken Houston, S (5)
- 1973 Elvin Bethea, DE (4)
- 1974 Elvin Bethea, DE (5)
- 1975 Elvin Bethea, DE (6)
Ken Burrough, WR (1)
Curley Culp, DT (1)
Billy Johnson, KR (1)
Dan Pastorini, QB
Robert Brazile, OLB (1)
Curley Culp, DT (2)
- 1976 Robert Brazile, OLB (2)
Curley Culp, DT (3)
Billy Johnson, KR (2)
- 1977 Robert Brazile, OLB (2)
Ken Burrough, WR (2)
Curley Culp, DT (3)
Billy Johnson, KR (2)



Earl Campbell

- 1978 Elvin Bethea, DE (7)
Robert Brazile, OLB (3)
Earl Campbell, RB (1)
Curley Culp, DT (4)
Elvin Bethea, DE (8)
Robert Brazile, OLB (4)
Earl Campbell, RB (2)
Toni Fritsch, K
Leon Gray, T (1)
Mike Reinfeldt, S
- 1980 Robert Brazile, OLB (5)
Dave Casper, TE
Earl Campbell, RB (3)
Greg Sternrick, CB
- 1981 Robert Brazile, OLB (6)
Earl Campbell, RB (4)
Leon Gray, T (2)
Carl Roaches, KR
Robert Brazile, OLB (7)
- 1982 Earl Campbell, RB (5)
- 1983 Mike Munchak, G (1)
- 1985 Mike Munchak, G (2)
- 1987 Keith Bostic, S (1)
Mike Munchak, G (3)
Mike Rozier, RB (1)
Keith Bostic, S (2)
Ray Childress, DE (1)
John Grimsley, ILB
Drew Hill, WR (1)
Bruce Matthews, G (1)
Warren Moon, QB (1)

- 1989 Mike Munchak, G (4)
Mike Rozier, RB (2)
Bruce Matthews, G (2)
Warren Moon, QB (2)
Mike Munchak, G (5)
Ray Childress, DT (2)
- 1990 Ernest Givins, WR (1)
Drew Hill, WR (2)
Bruce Matthews, G (3)
Warren Moon, QB (3)
Mike Munchak, G (6)
Ray Childress, DT (3)
Cris Dishman, CB
William Fuller, DE
Haywood Jeffires, WR (1)
Bruce Matthews, C (4)
Warren Moon, QB (4)
Mike Munchak, G (7)
Al Smith, MLB (1)
- 1991 Ray Childress, DT (4)
Curtis Duncan, WR
Ernest Givins, WR (2)
Haywood Jeffires, WR (2)
Bruce Matthews, C (5)
Warren Moon, QB (5)
Mike Munchak, G (8)
Al Smith, MLB (2)
Lorenzo White, RB
- 1993 Ray Childress, DT (5)
Haywood Jeffires, WR (3)
Sean Jones, DE
Bruce Matthews, C (6)
Greg Montgomery, P
Warren Moon, QB (6)
Mike Munchak, G (9)
Webster Slaughter, WR (2,1)
- 1994 Bruce Matthews, C (7)
- 1995 Blaine Bishop, S (1)
Darryll Lewis, CB
Bruce Matthews, C (8)
Mark Stepnoski, C (4, 1)
- 1996 Blaine Bishop, S (2)
Bruce Matthews, G (9)
John Henry Mills, ST
Mark Stepnoski, C (5, 2)
- 1997 Blaine Bishop, S (3)
Eddie George, RB (1)
Bruce Matthews, G (10)
- 1998 Eddie George, RB (2)
Craig Henrich, P
Bruce Matthews, G (11)
Frank Wycheck, TE
Eddie George, RB (3)
- 1999 Jevon Kearse, DE
Frank Wycheck, TE (2)
Bruce Matthews, G (12)
Blaine Bishop, S (4)
Eddie George, RB (4)
Brad Hopkins, T (1)
Jevon Kearse, DE (2)
Derrick Mason, KR (1)
Bruce Matthews, G (13)
Steve McNair, QB (1)
Samari Rolle, CB (1)
Frank Wycheck, TE (3)
- 2000



Samari Rolle

Front Office

Coaching Staff

Players

Rookies

2008 Season

Records

HISTORY

Playoff History

Sidelines

ALL-TIME HONORS

Front Office

Coaching Staff

Players

Rookies

2008 Season

Records

HISTORY

Playoff History

Sidelines

- 2001 Bruce Matthews, G (14)
- 2002 Jevon Kearse, DE (3)
- 2003 Kevin Carter, DE (2)
- 2003 Steve McNair, QB (2)
- 2003 Keith Bulluck, LB (1)
- 2003 Brad Hopkins, OT (2)
- 2003 Craig Henrich, P (2)
- 2003 Derrick Mason, WR (2)
- 2005 Steve McNair, QB (3)
- 2005 Kyle Vanden Bosch, DE (1)
- 2006 Vince Young, QB (1)
- 2007 Rob Bironas, K (1)
- 2008 Albert Haynesworth, DT (1)
- 2008 Kyle Vanden Bosch, DE (2)
- 2008 Cortland Finnegan, CB (1)
- 2008 Albert Haynesworth, DT (2)
- 2008 Kevin Mawae, C (7)
- 2008 Chris Hope, S (1)
- 2008 Chris Johnson, RB (1)
- 2008 Michael Roos, OT (1)
- 2008 Kerry Collins, QB (2)
- 2008 Michael Griffin, S (1)

ASSOCIATED PRESS NFL MVP

- 1979 Earl Campbell, RB
- 2003 Steve McNair, QB



Steve McNair

BERT BELL TROPHY

(NFL Most Valuable Player presented by Philadelphia Maxwell Club)

- 1979 Earl Campbell, RB

BERT BELL ROOKIE OF THE YEAR

(NFL Rookie Most Valuable Player presented by Philadelphia Maxwell Club)

- 1996 Eddie George, RB

AFL PLAYER OF THE YEAR

- 1961 George Blanda, QB (UPL, SN)
- 1967 George Blanda, QB (SN)

AFL DEF. ROOKIE OF THE YEAR

- 1967 George Webster, LB (SN)

NFL PLAYER OF THE YEAR

- 1978 Earl Campbell, RB (NEA, WA, FD, NY)
- 1979 Earl Campbell, RB (NEA, WA)
- 1980 Earl Campbell, RB (NEA, NY, CP)
- 2003 Steve McNair, QB (DZ)

NFL OFF. PLAYER OF THE YEAR

- 1978 Earl Campbell, RB (AP)
- 1979 Earl Campbell, RB (AP, FW)
- 1980 Earl Campbell, RB (AP)

NFL DEF. PLAYER OF THE YEAR

- 1975 Curley Culp, DT (NEA)
- 1979 Jesse Baker, DT (FW)

NFL ROOKIE OF THE YEAR

- 1978 Earl Campbell, RB (AP)
- 1979 Jesse Baker, DT (FW)
- 1996 Eddie George, RB (SN, FW, SI)
- 2006 Vince Young, QB (SI, DP)

NFL OFF. ROOKIE OF THE YEAR

- 1978 Earl Campbell, RB (FW)
- 1996 Eddie George, RB (AP, FW, FD, CP)
- 2006 Vince Young, QB (AP, PF, WA)

NFL DEF. ROOKIE OF THE YEAR

- 1975 Robert Brazile, LB (AP)
- 1979 Jesse Baker, DT (FW)
- 1999 Jevon Kearse, DE (AP, FN, FW, CP, FD)

AFC PLAYER OF THE YEAR

- 1978 Earl Campbell, RB (SN, NY)
- 2000 Eddie George, RB (FN)

AFC OFF. PLAYER OF THE YEAR

- 1978 Earl Campbell, RB (UPL, KC)
- 1990 Warren Moon, QB (UPI)

AFC DEF. PLAYER OF THE YEAR

- 1975 Robert Brazile, LB (SN)
- 1979 Jesse Baker, DT (FW)
- Mike Reinfeldt, S (KC)

DIET PEPSI ROOKIE OF THE YEAR

- 2006 Vince Young, QB

ED BLOCK COURAGE AWARD

(nominee from each NFL team for courage in battling injuries)

- 1984 Bob Hamm
- 1985 Pat Howell
- 1986 Dean Steinkuhler
- 1987 Kent Hill
- 1988 Alonzo Highsmith
- 1989 Doug Smith
- 1990 Mike Munchak
- 1991 Bubba McDowell
- 1992 Warren Moon
- 1993 Curtis Duncan
- 1994 Marcus Robertson
- 1995 Barron Wortham
- 1996 Blaine Bishop
- 1997 Bruce Matthews
- 1998 Steve Jackson
- 1999 Steve McNair
- 2000 Kenny Holmes
- 2001 Kevin Dyson
- 2002 Eddie George
- 2003 Kevin Carter
- 2004 Keith Bulluck
- 2005 Tank Williams
- 2006 Brandon Jones
- 2007 David Thornton
- 2008 Chris Hope

TITANS MAN OF THE YEAR

(nominee from each NFL team for Walter

Payton NFL Man of the Year)

- 1996 Marcus Robertson
- 1997 Al Del Greco
- 1998 Al Del Greco
- 1999 Chris Sanders
- 2000 Kenny Holmes
- 2001 Jason Fisk
- 2002 Kevin Carter
- 2003 Kevin Carter
- 2004 Kevin Carter
- 2005 Steve McNair
- 2006 Keith Bulluck
- 2007 Keith Bulluck
- 2008 David Thornton

NFL PLAYER OF THE WEEK

- 1984 Larry Moriarty, RB, Week 11 (AFC Offensive)
- 1985 Steve Brown, CB, Week 1 (AFC Defensive)
- Bo Eason, S, Week 12 (AFC Defensive)
- 1987 Eugene Seale, LB, Week 4 (AFC Defensive)
- 1988 Ray Childress, DT, Week 1 (AFC Defensive)
- Allen Pinkett, RB, Week 4 (AFC Offensive)
- 1978 Earl Campbell, RB (SN, NY)
- Drew Hill, WR, Week 9 (AFC Offensive)
- 1989 Warren Moon, QB, Week 6 (AFC Offensive)
- 1990 Warren Moon, QB, Week 6 (AFC Offensive)
- Johnny Meads, LB, Week 7 (AFC Defensive)
- Warren Moon, QB, Week 11 (AFC Offensive)
- Lorenzo White, RB, Week 12 (AFC Offensive)
- Warren Moon, QB, Week 15 (AFC Offensive)
- Cody Carlson, QB, Week 17 (AFC Offensive)
- 1991 Lamar Lathon, LB, Week 2 (AFC Defensive)
- Ernest Givins, WR, Week 6 (AFC Offensive)
- Haywood Jeffires, WR, Week 7 (AFC Offensive)
- Warren Moon, QB, Week 12 (AFC Offensive)
- Ray Childress, DT, Week 15 (AFC Defensive)
- William Fuller, DE, Week 16 (AFC Defensive)
- 1992 Cody Carlson, QB, Week 13 (AFC Offensive)
- Lorenzo White, RB, Week 16 (AFC Offensive)
- Ray Childress, DT, Week 17 (AFC Defensive)
- 1993 Marcus Robertson, S, Week 2 (AFC Defensive)
- Greg Montgomery, P, Week 7 (AFC Special Teams)
- Warren Moon, QB, Week 8 (AFC Offensive)
- Gary Brown, RB, Week 11 (AFC Offensive)
- Marcus Robertson, S, Week 12 (AFC Defensive)
- William Fuller, DE, Week 13 (AFC Defensive)
- Steve Jackson, CB, Week 14 (AFC Defensive)
- Gary Brown, RB, Week 16 (AFC Offensive)
- Blaine Bishop, S, Week 17 (AFC Defensive)
- Ray Childress, DT, Week 18 (AFC Defensive)
- 1995 Chris Chandler, QB, Week 4 (AFC Offensive)
- John Henry Mills, LB, Week 4 (AFC Special Teams)
- Cris Dishman, CB, Week 9 (AFC Defensive)
- 1996 Eddie George, RB, Week 2 (AFC Offensive)

- Mel Gray, KR, Week 6
(AFC Defensive)
- 1997 Eddie George, RB, Week 1
(AFC Offensive)
- M. Robertson, FS, Wk. 14
(AFC Defensive)
- 1998 Blaine Bishop, SS, Week 6
(AFC Defensive)
- Mike Archie, RB, Week 7
(AFC Special Teams)
- Eddie George, RB, Week 10
(AFC Offensive)
- Craig Hentrich, P, Week 10
(AFC Special Teams)
- 1999 Al Del Greco, K, Div. playoff
(AFC Special Teams)
- Steve McNair, QB, Week 8, 16, AFC Champ.
(AFC Offensive)
- Derrick Mason, WR/KR, Week 12, AFC Champ.
(AFC Special Teams)
- Eddie Robinson, LB, Week 14
(AFC Defensive)
- Kevin Dyson, Frank Wycheck, Wildcard Game
(AFC Special Teams)
- 2000 Derrick Mason, KR/PR, Week 4
(AFC Special Teams)
- Randall Godfrey, LB, Week 8, 17
(AFC Defensive)
- Samari Rolle, CB, Week 9
(AFC Defensive)
- Al Del Greco, K, Week 14
(AFC Special Teams)
- Eddie Robinson, LB, Week 14
(AFC Defensive)
- Eddie George, RB, Week 16
(AFC Offensive)
- 2001 Joe Nedney, K, Week 5
(AFC Special Teams)
- Joe Nedney, K, Week 6
(AFC Special Teams)
- Steve McNair, QB, Week 8
(AFC Offensive)
- Derrick Mason, WR, Week 10
(AFC Special Teams)
- Steve McNair, QB, Week 12
(AFC Offensive)
- 2002 Carlos Hall, DE, Week 1
(AFC Defensive)
- Steve McNair, QB, Week 9
(AFC Offensive)
- Frank Wycheck, TE, AFC Div. Playoff
(NFL Offensive)
- 2003 Craig Hentrich, P, Week 1
(AFC Special Teams)
- Rocky Boiman, LB, Week 4
(AFC Defensive)
- Jevon Kearse, DE, Week 7
(AFC Defensive)
- Justin McCareins, WR, Week 12
(AFC Special Teams)
- Craig Hentrich, P, Week 16
(AFC Special Teams)
- Gary Anderson, K, Week 17
(AFC Special Teams)
- Gary Anderson, K, AFC Wild Card
(AFC Special Teams)
- 2004 Chris Brown, RB, Week 5
(AFC Offensive)
- 2005 Pacman Jones, CB, Week 14
(AFC Special Teams)

- 2006 Vince Young, QB, Week 16
(AFC Offensive)
- Casey Cramer, TE, Week 6
(AFC Special Teams)
- Rob Bironas, K, Week 13
(AFC Special Teams)
- 2007 Chris Brown, RB, Week 1
(AFC Offensive)
- Keith Bulluck, LB, Week 3
(AFC Defensive)
- Kyle Vanden Bosch, DE, Week 16
(AFC Defensive)
- Rob Bironas, K, Week 7
(AFC Special Teams)
- Rob Bironas, K, Week 17
(AFC Special Teams)
- 2008 Cortland Finnegan, Week 1
(AFC Defensive)
- Keith Bulluck, LB, Week 2
(AFC Special Teams)
- Craig Hentrich, P, Week 10
(AFC Special Teams)
- Chris Hope, S, Week 8)
(AFC Defensive)
- NFL.COM ALL-HEART
PLAYER OF THE WEEK**
- 2000 Eddie George, RB, Week 6
Bruce Matthews, G, Week 7
- NFL PLAYER OF THE MONTH**
- 1988 Drew Hill, WR, September
(AFC Offensive)
- 1990 Warren Moon, QB, November
(AFC Offensive)
- 1991 Cris Dishman, CB, October
(AFC Defensive)
- 1992 Lorenzo White, RB, December
(AFC Offensive)
- 1993 Gary Brown, RB, November
(AFC Offensive)
- Al Del Greco, K, November
(AFC Special Teams)
- Cris Dishman, CB, December
(AFC Defensive)
- 1996 Al Del Greco, K, October
(AFC Special Teams)
- 1998 Craig Hentrich, P, November
(AFC Special Teams)
- 1999 Jevon Kearse, DE, December
(AFC Defensive)
- 2000 Derrick Mason, KR/PR, October
(AFC Special Teams)
- 2002 Steve McNair, QB, December
(AFC Offensive)
- 2003 Steve McNair, QB, October
(AFC Offensive)
- 2007 Rob Bironas, K, October
(AFC Special Teams)
- 2008 Albert Haynesworth, DT, Sept.
(AFC Defensive)
- FEDEX GROUND PLAYER OF
THE WEEK**
- 2004 Chris Brown, RB, Week 5
- 2007 Chris Brown, RB, Week 1
- NFL ROOKIE OF THE MONTH**
- 1996 Eddie George, RB, Sept.
- 1999 Jevon Kearse, DE, Sept., Nov., Dec.
- 2008 Chris Johnson, RB, Sept.
- AFC OFFENSIVE
ROOKIE OF THE YEAR**

- 1996 Eddie George, RB (PF, FD, CP)
- 2006 Vince Young, QB (AP, PF, WA)

**AFC DEFENSIVE
ROOKIE OF THE YEAR**

- 1999 Jevon Kearse, DE
(AP,PF,W,FN,CPF,W)



Jevon Kearse

- AFL ALL-ROOKIE**
- 1967 George Webster, LB

NFL ALL-ROOKIE

- 1972 Guy Murock, C
- 1973 Gregg Bingham, LB
- John Matuszak, DT
- 1975 Robert Brazile, LB
- 1977 Rob Carpenter, RB
- Bill Currier, DB
- George Reihner, G
- 1978 Earl Campbell, RB
- 1979 Jesse Baker, DT
- Vernon Perry, S
- 1980 Carl Roaches, KR
- 1983 Steve Brown, CB
- Bruce Matthews, T
- Harvey Salem, T
- Brian Sochia, DT
- 1984 Warren Moon, QB
- Dean Steinkuhler, T
- 1985 Ray Childress, DT
- 1986 Ernest Givins, WR
- 1989 Bubba McDowell, S
- 1991 John Flannery, C
- 1992 Eddie Robinson, LB
- 1993 Brad Hopkins, T
- 1995 Chris Sanders, WR
- Gary Walker, DT
- 1996 Eddie George, RB
- 1997 Kenny Holmes, DE
- 1998 Kevin Long, C
- 1999 Jevon Kearse, DE
- John Thornton, DT
- 2002 Carlos Hall, DE
- 2004 Jacob Bell, G
- 2005 Pacman Jones, CB/PR/KR
- 2006 Vince Young, QB
- 2008 Chris Johnson, RB

PRO BOWL PLAYER OF THE GAME

- 1976 Billy Johnson, PR

NFL 75th ANNIVERSARY TEAM

- Ken Houston, S
- Billy Johnson, PR

NFL ALL-DECADE TEAM

- 1970's Ken Houston, S
- 1980's Billy Johnson, PR

NFL ALUMNI

- 1999 Jevon Kearse, DE
(Pass Rusher of the Year)
- 2000 Bruce Matthews, G
(Offensive Lineman of the Year)

Front Office

Coaching Staff

Players

Rookies

2008 Season

Records

HISTORY

Playoff History

Sidelines

Front Office

Coaching Staff

Players

Rookies

2008 Season

Records

HISTORY

Playoff History

Sidelines



Quarterback/Kicker

GEORGE Blanda



Height6'2" NFL seasons26
 Weight.....215 lbs. With Oilers7
 Born.....9.27.27 Years With Oilers1960-66
 CollegeKentucky Career GP.....340
 Hometown.....Youngwood, Pa. Hall of Fame Induction ..1981

George Blanda, who came out of retirement with the emergence of the American Football League in 1960, was the offensive catalyst for the explosive Oiler squads of the early 1960s. He played quarterback and handled the placekicking chores in Columbia blue for seven of his NFL-record 26 seasons in the league. Blanda was the team's leading passer and scorer in each of those seven seasons and still owns franchise records for most extra points (299), most touchdown passes in a season

(36) and most touchdown passes in a game (7). He is also second in points scored with 596. The 36 scoring tosses stood as an NFL record for an astounding 23 years. Blanda's NFL career records included most games (340), most points (2,002) and most extra points (943). He also passed for 236 touchdowns. But, perhaps most importantly to Oilers fans, Blanda captained the Oilers to two consecutive AFL titles in 1960 and 1961, earning



AFL Player of the Year honors in 1961. Blanda's career was divided into three distinct parts, 10 years with the Chicago Bears, seven seasons with the Houston Oilers and nine years with the Oakland

Raiders. In 1970, he became the oldest quarterback to play in a title game. He was just a month shy of his 49th birthday when he retired before the 1976 season.



BLANDA'S CAREER STATISTICS

Year	Team	G	Passing					Rushing				
			Att.	Com.	Yds.	TD	INT	Rating	No.	Yds.	Avg.	TD
1949-58	Chicago	116	988	445	5,936	48	70	51.3	91	312	3.4	5
1960-66	Houston	98	2,784	1,347	19,149	165	189	73.8	41	28	-0.6	4
1967-75	Oakland	126	235	119	1,835	23	18	69.4	3	4	1.3	0
Totals		340	4,007	1,911	26,920	236	277	60.6	135	344	2.5	9

Year	Team	G	Kicking				
			FGs	FGA	Pct.	PATs	Pts
1949-58	Chicago	116	82	201	40.8	247	541
1960-66	Houston	98	91	187	48.6	301	598
1967-75	Oakland	126	162	249	65.1	395	863
Totals		340	335	637	52.6	943	2,002



Safety


KEN Houston



Height	6'3"	NFL seasons	14
Weight.....	197 lbs.	With Oilers	6
Born.....	11.12.44	Years With Oilers	1967-72
College	Prairie View A&M	Career GP.....	196
Hometown.....	Lufkin, Texas	Hall of Fame Induction ..	1986

Considered one of the best safeties in football history, Ken Houston picked off 49 passes (898 yards), recovered 21 fumbles and scored 12 touchdowns over his 14-season NFL career, earning Pro Bowl honors 12 consecutive times (1968-69 AFL, 1970-79 NFL). Houston returned an NFL-record nine interceptions for a touchdown in his six seasons as an Oiler. Four of those scores came in 1971, tying an NFL record. He returned two in one game against San Diego in the 1971 season finale, which also ties an NFL mark. His other three touchdowns came on a punt return, a fumble return and a

blocked field goal return. Houston also holds the Oilers record for most career interception return yards with 650. With a long, fluid stride, Houston had excellent speed and quickness. His 6-3, 197-pound frame made him an ideal pass defender. Yet his lean, muscular body helped him to become a punishing tackler. Originally a ninth-round draft choice out of Prairie View A&M, Houston earned a starter's role by the third game of his rookie season. Two weeks later in a game against the New York Jets, he scored two touchdowns,



one on a 71-yard blocked field goal attempt, and the other on a 43-yard interception return. After excelling for six years with the Oilers, Ken was traded to the Redskins for five veteran players in 1973. The Redskins once referred to Houston as "pro football's most underrated superstar," but his capabilities were widely recognized. He won all-

league acclaim with the Oilers in 1969 and 1971, and then was either All-Pro or All-NFC with the Redskins every year from 1973 to 1979. He was selected for either the AFL All-Star game or the AFC-NFC Pro Bowl 12 straight seasons from 1968 through 1979. He played in 183 consecutive games before suffering a broken arm against the New York Giants Nov. 25, 1979.

HOUSTON'S CAREER STATISTICS

Year	Team	G	INT	Yds	Avg.	TD	FR	TD
1967-72	Houston	84	25	650	26.0	9	11	1
1973-80	Washington	112	24	248	10.3	0	10	0
Totals		196	49	898	18.3	9	21	1

Additional Career Statistics: Punt Returns: 51-333, 1 TD; Kickoff Returns: 3-80

Front Office

Coaching Staff

Players

Rookies

2009 Season

Records

HISTORY

Playoff History

Sidelines

Front Office

Coaching Staff

Players

Rookies

2008 Season

Records

HISTORY

Playoff History

Sidelines



Running Back

EARL Campbell



34

Height5'11" NFL seasons8
 Weight.....232 lbs. With Oilers7
 Born.....3.29.55 Years With Oilers1978-84
 CollegeTexas Career GP.....115
 HometownTyler, Texas Hall of Fame Induction ..1991

Earl Campbell, a 5-11, 232-pound ball-carrying dynamo from the University of Texas, joined the Houston Oilers as the first player taken in the 1978 National Football League Draft. The first player to earn All-Southwest Conference honors four years, Campbell was a consensus All-America and the Heisman Trophy winner in 1977. Campbell took the NFL by storm from the outset. In 1978, he was named the NFL's Most Valuable Player, All-Pro, and Rookie of the Year. He won the league rushing championship with a club-record 1,450 yards and was named to the AFC Pro Bowl squad. It was more of the same the next two years with NFL rushing titles, MVP honors, and consensus All-Pro acclaim each season. He followed his rookie campaign with 1,697 yards in 1979, but his finest year came in 1980 when he rushed for 1,934

yards, which at the time was second only to O. J. Simpson's 2,003 yards gained in 1973. That year, Campbell gained over 200 yards in four games. In 1981, he won his fourth straight AFC rushing title with 1,376 yards. A sensational runner, Campbell was picked for the Pro Bowl five of his first six NFL seasons (1978-81, 1983). In his eight-year career, which finished in New Orleans, Campbell rushed 2,187 times for 9,407 yards, and 74 touchdowns, retiring as the NFL's seventh all-time leading rusher. He also gained 806 yards on 121 receptions to bring his career combined net yards total to 10,213. He set Oilers records for most career yards (8,574), most career attempts (1,979), most touchdown runs (73) and most consecutive games with a rushing touchdown (5). His most famous performance came in a Monday night game against Miami in his rookie season. That night, he rushed for 199 yards and four touchdowns to lead the Oilers to a spectacular 35-30 victory. In spite of the constant pounding he




took from opposing defenders, Earl missed only six games out of 115 because of injuries. Midway into his seventh season, he was traded by the Oilers to the New Orleans Saints for a first-round draft pick. He played a season and a half with the Saints before retiring after the 1985 campaign. Campbell is one of just four people officially designated a Texas Legend by the Texas State Legislature. The others are Davy Crockett, Sam Houston and Stephen F. Austin. Campbell was the only designee of the 20th century.

CAMPBELL'S CAREER STATISTICS

Years	Team	G	Rushing					Receiving				
			Att.	Yds.	Avg.	TD	Rec.	Yds.	Avg.	LG	TD	
1978-84	Houston	91	1,979	8,574	4.3	73	115	718	6.2	66	0	
1984-85	N.O.	24	208	833	4.0	1	6	88	14.7	39	0	
Totals		115	2,187	9,407	4.3	74	121	806	6.7	66	0	

Additional Career Statistics: Passing: 3-1-57, 1 TD, 1 INT



Wide Receiver

CHARLIE Joiner



Height5'11" NFL seasons18
 Weight.....188 lbs. With Oilers4
 Born.....10.14.47 Years With Oilers1969-72
 College.....Grambling Career GP.....239
 HometownMany, La. Hall of Fame Induction ..1996

Charlie Joiner played 18 seasons in the NFL, including his first four with the Houston Oilers. One of the league's most prolific receivers, he amassed 750 career receptions for 12,146 yards and 65 touchdowns, ranking as the league's leading receiver of all-time when he retired at the age of 39 in 1986. His 18 seasons played were longer than any other wide receiver in history at the time of his retirement. The Oilers originally targeted Joiner for the defensive backfield when they picked the 5-11, 180-pounder from Grambling in the fourth round of the 1969 AFL-NFL Draft. Joiner played briefly on defense and the kickoff return team but soon became established as a premier pass catcher. Joiner caught 82 of his 750 career passes as an Oiler, totaling 1,480 yards and 12 touchdowns. He paced

the squad with 681 yards and seven touchdown grabs in 1971. In his fourth season in 1972, Houston sent him to the Cincinnati Bengals in a four-player swap. Four years later in 1976, he was traded to San Diego. With the Chargers, Joiner blossomed into superstardom. He and quarterback Dan Fouts formed a lethal pass-catch team that accounted for the preponderance of his 586 receptions as a Charger. During his 11 years in San Diego, Joiner caught 50 or more passes seven times and had 70 or more receptions three seasons. Injuries cut into his playing time at the beginning, but in a 193-game span over his final 13 seasons, Joiner missed only one game. He was an All-NFL pick in 1980 and a Pro Bowl choice three times. In the 1980 AFC title game, he led the Chargers with six receptions for 130 yards and two touchdowns. Blessed with excellent speed and



tantalizing moves, Joiner averaged 16.2 yards per catch and accounted for 12,146 yards and 65 touchdowns. When he was inducted into the Pro Football Hall of Fame in 1996, Joiner ranked fifth in receptions and sixth in receiving yardage on the NFL's all-time list. Joiner was once described by San Francisco 49ers coaching great Bill Walsh as "the most intelligent, the smartest, the most calculating receiver the game has ever known."



JOINER'S CAREER STATISTICS

Years	Team	Receiving				TD
		G	Rec.	Yds.	Avg.	
1969-72	Houston	48	106	1919	18.1	14
1972-75	Cincinnati	39	82	1463	17.8	6
1976-86	San Diego	152	562	8764	15.6	45
Totals		239	750	12,146	16.2	65

Additional Career Statistics: Passing 1-0;
 Rushing 8-22; Kickoff Returns 10-94

Front Office

Coaching Staff

Players

Rookies

2008 Season

Records

HISTORY

Playoff History

Sidelines

Front Office

Coaching Staff

Players

Rookies

2008 Season

Records

HISTORY

Playoff History

Sidelines



GUARD

MIKE Munchak



Height	6'3"	NFL seasons	12
Weight.....	281 lbs.	With Oilers	12
Born	3.5.60	Years With Oilers	1982-93
College	Penn State	Career GP	159
Hometown	Scranton, Pa.	Hall of Fame Induction ..	2001

Mike Munchak was the eighth player overall and the first offensive lineman chosen in the 1982 National Football League draft. Selected by the Oilers, the former Penn State standout was an immediate success with the Houston club, earning the starting left guard spot in his first training camp. The 6-3, 281-pound lineman wasted little time establishing himself as one of the premier guards in the NFL. In 1984, in just his third year in the league, he was named to the first of seven All-AFC teams. That same year he received the first of nine Pro Bowl invitations.

Not coincidentally, the Oilers' on-field successes increased as Munchak's development and experience increased. From their dismal 1-8 record in the strike-shortened 1982

season, the Oilers improved nearly every year that Munchak played. Along the way, the team advanced to the playoffs seven consecutive years (1987-1993) and captured the 1991 and 1993 AFC Central Divisional crowns. Munchak was a devastating blocker and considered the key to an offensive line that kept the Oilers at or near the top of the NFL's offensive statistical categories. In 1988 he led the Oilers' offensive line that gave up just 24 quarterback sacks which was third in the NFL. It was also the fewest sacks allowed by the team in 10 seasons.

The following season the offensive line held opponents to no sacks in six games. In 1991, the Oilers offensive line finished second in the AFC and fourth in the NFL in the fewest quarterback sacks allowed. Behind the Munchak-led line, Houston led the NFL in total offense in 1990 and passing offense in 1990 and 1991. The Oilers finished second in points scored in 1990 and second in total offense in 1991. Equally effective as a run blocker,



Munchak led the Oilers offensive charge in 1993 as the team finished fourth in the NFL in both average gain per rushing play (4.4) and average gain per offensive play (5.3). Although he suffered from chronic knee problems, Munchak played in 159 regular season games. His 12 seasons with the Oilers tied him for second longest in the franchise's history at the time of his retirement. He became the first player inducted into the Hall of Fame who played his entire career with the Oilers. Long-time teammate Bruce Matthews presented Munchak for induction.



MUNCHAK'S CAREER STATISTICS

Years: 1982-93; Team: Houston Oilers; Games Played: 159; Additional Statistics: 1 TD (fumble recovery)



Defensive End ELVIN Bethea



Height6'2" NFL seasons16
 Weight.....260 lbs. With Oilers16
 Born3.1.46 Years With Oilers1968-83
 College.....North Carolina A&T Career GP210
 HometownTrenton, N.J. Hall of Fame Induction ..2003

Defensive end Elvin Bethea, an eight-time Pro Bowl selection who played in 210 games during his outstanding career with the Houston Oilers, was named to the five-man class of the 2003 Pro Football Hall of Fame that included running back Marcus Allen, guard Joe DeLamielleure, wide receiver James Lofton, and coach Hank Stram. A third-round draft pick in 1968 (77th player overall) Bethea played in 210 games over 16 seasons, never missing a game until breaking his arm on Nov. 13, 1977. He was considered a "steal" in a draft class that produced three future Hall of

Fame players in Larry Csonka, Art Shell, and Ron Yary. When he retired, he held three team records relating to career service: most seasons (16), most career regular season games played (210), and most consecutive regular season games played (135). Having led the team in sacks in six seasons, Bethea's unofficial 105-career sack total still ranks first in franchise history, including his team-best 17 sacks in 1973. He recorded four sacks and a fumble recovery in his best single game performance vs. San Diego in 1976. He played in eight playoff games and posted 691 career tackles. Bethea also played in eight Pro Bowls (1970, 1972-1976, 1979, 1980) and earned All-Pro second-team honors in 1973, 1975, 1978, and 1979. More than just a pass rusher, Bethea was also effective against the run. Even though 1974 was the first year such statistics were compiled by the Oilers, his 691-career tackles, are still among the best in franchise history, even excluding the first six years of his career. "When people ask me who the best guy I ever played against was I



always tell them Elvin Bethea and Lyle Alzado because both of them were complete ballplayers," said Art Shell, Hall of Fame member of the Oakland Raiders. "Elvin was one of the quickest guys I've ever been around. We always had to double-team him. There were times when I was supposed to block him when he would get by me so quick. And then Gene Upshaw was supposed to pick him up and he also got by him so quick that we would get back to the huddle and Upshaw would say, 'did you see that?' and I'd say, 'yeah, I saw that. He just beat the heck out of me too!' Elvin was just a great player."



BETHEA'S CAREER STATISTICS

Years	Team	GP	Tackles	Sacks	FR	INT	Yds	TD
1968-83	Houston	210	691	105	16	0	0	1
Totals		210	691	105	16	0	0	1

Additional Career Statistics: Safeties 2, Fumble Return for TD 1

Front Office

Coaching Staff

Players

Rookies

2008 Season

Records

HISTORY

Playoff History

Sidelines

Front Office

Coaching Staff

Players

Rookies

2008 Season

Records

HISTORY

Playoff History

Sidelines



Quarterback WARREN Moon



Height6'3" NFL seasons17
 Weight.....212 lbs. With Oilers10
 Born.....11.18.56 Years With Oilers ..1984-1993
 CollegeWashington Career GP.....208
 Hometown Los Angeles, Calif. Hall of Fame Induction ..2006

Warren Moon, the fourth leading passer in NFL history, was inducted into the 2006 class of the Pro Football Hall of Fame. Moon played 10 years (1984-93) with the Oilers/Titans organization and holds the franchise records for passing yards (33,685) and touchdowns (196), while leading the Oilers to seven consecutive playoff appearances from 1987-93. During a 17-year NFL career, Moon played for the Houston Oilers, Minnesota Vikings, Seattle Seahawks and Kansas City Chiefs and amassed 49,325 passing yards, 291 touchdowns and 102 wins. He earned nine Pro Bowl invitations (tied for the most by a quarterback with John Elway and Dan Marino), posted nine 3,000 yard seasons, 49 300-yard games and led his team to nine playoff appearances. His eight consecutive playoff berths matched a feat accomplished by Terry Bradshaw and Joe Montana. At the time of his retirement, he held the single-season passing yardage record for three different


franchises: Oilers (4,367 in 1991), Vikings (4,364 in 1994) and Seahawks (3,678 in 1997). Moon tallied many accomplishments during his Oiler career. His finest season came in 1990, throwing for 4,689 yards (363 for 584) and 33 touchdowns in only 15 games. He earned AP NFL Offensive Player of the Year for his efforts and his third of nine Pro Bowl invitations. Against Kansas City in 1990, Moon threw for 527 yards, which ranks as the second highest single-game total in NFL history (Norm Van Brocklin, 554 yards in 1951). In 1991, he surpassed the previous season's yardage total with 4,690 yards and became just the third player (Marino, Fouts) in NFL history to produce consecutive 4,000 yard passing seasons. Moon joined the Oilers and the NFL in 1984, after six seasons in the Canadian Football League, where he led his team to five Grey Cups (League Champions). In the CFL, Moon threw for 21,228 yards



and 144 touchdowns. Moon was driven to play in the CFL after drawing little interest from the NFL as a starting quarterback following his senior season at the University of Washington. Moon became the first African-American quarterback to be inducted into the Pro Football Hall of Fame and his legacy as a minority quarterback cannot be underestimated. At the time of his arrival in the NFL only two black quarterbacks had been significant starters for their NFL teams (Shack Harris, Rams; Doug Williams, Tampa Bay).

MOON'S CAREER STATISTICS

Year	Team	G	Att.	Com.	Passing				Rushing			
					Yds.	TD	INT	Rating	No.	Yds.	Avg.	TD
1978-83	Edmonton	96	2,382	1,369	21,228	144	77	93.8	330	1,700	5.2	16
1984-1993	Houston	141	4,546	2,632	33,685	196	166	80.3	439	1,461	3.3	21
1994-96	Minnesota	39	1,454	882	10,102	58	42	80.0	69	143	2.1	0
1997-98	Seattle	25	786	458	5,310	36	24	80.2	33	50	1.5	1
1999-00	Kansas City	3	37	16	228	1	1	59.8	2	2	1	0
CFL Totals		96	2,382	1,369	21,228	144	77	93.8	330	1,700	5.2	16
NFL Totals		208	6,823	3,988	49,325	291	233	80.9	543	1,736	3.2	22
Career Totals		304	9,205	4,157	70,553	435	310	87.4	873	3,436	4.2	38



Guard/Tackle/Center

BRUCE Matthews



74

Height	6'5"	NFL seasons	19
Weight.....	305 lbs.	With Oilers/Titans	19
Born	8.8.61	Years With Oilers/Titans	1983-01
College	Southern California	Career GP/GS	296/292
Hometown	Arcadia, Calif.	Hall of Fame Induction ..	2007

Arguably one of the best offensive linemen to ever play the game, Bruce Matthews became the first Tennessee Titan to be inducted into the Pro Football Hall of Fame. At the time of his retirement, Matthews played in more NFL games (296) than any non-kicker in the league's history. Longevity and durability were his hallmarks, but that coupled with his unparalleled play, earning a league record 14 consecutive Pro Bowl (9 at guard and 6 at center) selections (tied with Merlin Olsen) and seven times named AP All-Pro, made him one of the all-time greats. He rose to the challenges presented to him in starting at every position on the offensive line during his NFL career (87 C, 99 LG, 67 RG, 22 RT, 17 LT). He becomes the first Hall of Fame offensive lineman to play significant time at all five offensive line positions. A constant for the Oilers/Titans franchise, Matthews started in a team record 229 consecutive games (streak started at Indianapolis, Nov. 29, 1987) and never missed a game because of injury. His 19 seasons also are a team record and he ranks second in NFL

history for years with one team behind Jackie Slater, who spent 20 seasons with the Rams. Matthews and G Randall McDaniel (Vikings) were the only two NFL players to play in every game during the decade of the 90's. Matthews was a part of nearly one-half of the franchise's first 42-years of history and helped the team win 146 games, make the playoffs nine times, earn the only three AFC Central titles in team history, earn an AFC Championship and the franchise's only Super Bowl appearance. He blocked for 15 quarterbacks and 27 running backs, including five different 1,000-yard rushers (Earl Campbell, Mike Rozier, Lorenzo White, Gary Brown and Eddie George). During his career, he played in offenses that produced nine 1,000-yard rushing seasons and eight 3,000-yard passers. Additionally, he played in 42 different stadiums during his NFL career. During his career, Matthews blocked on a line that helped produce 65 100-yard rushing performances and 48 300-yard passing performances. Originally drafted by the Houston Oilers in the first round (ninth overall) of the



1983 NFL Draft, Matthews earned All-America honors at the University of Southern California. Matthews and his brother, Clay, each played 19 NFL seasons and the duo set an NFL record for games played by a pair of brothers with 574 games. Clay Matthews played in 278 games during his NFL career. Matthews had his number 74 jersey retired by the team and was inducted into the organization's Hall of Fame during a December, 2002 ceremony. Matthews joined a 2007 Hall of Fame class that included Dallas Cowboys WR Michael Irvin, Buffalo Bills RB Thurman Thomas, Detroit Lions TE Charlie Sanders, Cleveland Browns G Gene Hickerson, and St. Louis CB Roger Wehrli.

MATTHEWS' CAREER STATISTICS

Games Played/Started: Games/Starts (Playoffs): 1983: 16/15, 1984: 16/16, 1985: 16/16, 1986: 16/16, 1987: 8/5 (2/2), 1988: 16/16 (2/2), 1989: 16/16 (1/1), 1990: 16/16 (1/1), 1991: 16/16 (2/2), 1992: 16/16 (1/1), 1993: 16/16 (1/1), 1994: 16/16, 1995: 16/16, 1996: 16/16, 1997: 16/16, 1998: 16/16, 1999: 16/16 (4/4), 2000: 16/16 (1/1), 2001: 16/16 Totals: 296/292 (15/15).

Starts Breakdown by Position: 1983, RG 15; 1984, C 9, RG 1, RT 6; 1985, RT 16; 1986, LT 16; 1987, RG 5; 1988, RG 16; 1989, RG 15, C 1; 1990, RG 15, C 1; 1991, C 16; 1992, C 16; 1993, C 16; 1994, C 15, LT 1; 1995, LG 16; 1996, LG 16; 1997, LG 16; 1998, LG 16; 1999, LG 12, C 4; 2000, LG 16; 2001, LG 7, C 9; **Totals:** 87 C, 99 LG, 67 RG, 22 RT, 17 LT.

RETIRED JERSEY NUMBERS

In the 49-year history of the Oilers/Titans franchise, only six players have had the distinction of having their jersey number retired — **Jim Norton** (No. 43), **Elvin Bethea** (No. 65), **Earl Campbell** (No. 34), **Mike Munchak** (No. 63), **Bruce Matthews** (No. 74), and **Warren Moon** (No. 1).

43

Norton played nine seasons for the Oilers (1960-68) as a safety and as a punter, establishing team records at both positions. As a rookie from the University of Idaho, Norton was a member of the Oilers' 1960 AFL Championship team. A four-time league all-star, he holds the club record for most interceptions in a career with 45. Also an accomplished punter, Norton was tops in club history with 519 career punts for a 42.3-yard career average and a long kick of 79 yards (11/22/64 vs. Kansas City).

65

Bethea joined the Oilers in 1968 after an outstanding career at North Carolina A&T. He started at defensive end in the 1968 season opener and didn't miss a game until breaking his arm in November 1977. That streak of 135 consecutive games played stands third in team history. An eight-time Pro Bowler (1970, 1972-76, 1978-80), Bethea ranks second for most seasons played (16, 1968-83), while his 210 games played (1968-83) also stands second behind Bruce Matthews. Bethea led the team in sacks six times, including a career-best mark of 17 in 1973. The Oilers honored him with an "Elvin Bethea Appreciation Night" on Aug. 4, 1983. He became the sixth player in franchise history to be inducted into the Pro Football Hall of Fame on Aug. 3, 2003.

34

Campbell, the franchise's second leading rusher and a member of the Pro Football Hall of Fame, was honored by having his number retired at ceremonies on Aug. 13, 1987. He set a single-season club record with a league-leading 1,450 yards his rookie season. Campbell followed that performance with 1,697 yards in 1979 and an astounding 1,934 yards in 1980. Both those totals led the NFL and the latter was second only to O.J. Simpson's 2,003 yards in 1973. Campbell was selected to five Pro Bowls (1978-81, 1983) and retired as the NFL's seventh all-time leading rusher (9,407). He ranks second in franchise history in career rushing yards (8,574) and attempts (1,979), first in touchdown runs (73) and first in most consecutive games with a rushing touchdown (5).

63

Munchak joined the Oilers as a first-round draft pick in 1982 out of Penn State. He was the first offensive lineman selected in the draft and the eighth overall selection. Munchak won the starting left guard position as a rookie and went on to play in 12 campaigns (1982-93) and 159 games (156 starts) for the Oilers. He is tied for third on the team's all-time list for seasons played and ranks fifth in games played. Munchak became a fixture on an offensive line that helped the Oilers to seven consecutive playoff appearances (1987-93). One of the premier guards in the National Football League, Munchak was selected to NFL's "Team of the Decade" for the 1980s and was chosen in 1989 to Oilers' 30th Anniversary "Dream Team." He ranks second in club annals with nine Pro Bowl selections, seven as a starter. Munchak announced his retirement on July 21, 1994, and on the same day, K.S. "Bud" Adams, Jr., announced that jersey No. 63 would be retired on "Mike Munchak Appreciation Day" on Nov. 6, 1994.

74

Matthews played in more games (296) than any non-kicker in NFL history. Longevity and durability were his hallmark. And that, coupled with his unparalleled play, in which he tied a league record with 14 Pro Bowl selections (tied with Merlin Olsen) and earned All-Pro honors six times, made him one of the all-time greats. He rose to the challenges presented to him in playing every position on the offensive line during his NFL career (87 at center, 99 at left guard, 67 at right guard, 22 at right tackle, and 17 at left tackle). His number was retired during a halftime ceremony in Nashville on Dec. 8, 2002.

1

Moon, the fourth leading passer in NFL history, played 10 years (1984-93) with the organization and holds the franchise records for passing yards (33,685) and touchdowns (196), while leading the Oilers to seven consecutive playoff appearances from 1987-93. Moon's finest season came in 1990, throwing for 4,689 yards (363-for-584) and 33 touchdowns in only 15 games and becoming the third player in NFL history to produce consecutive 4,000-yard passing seasons. He earned AP NFL Offensive Player of the Year for his efforts and his third Pro Bowl berth. His jersey was retired in a halftime ceremony in Nashville on Oct. 1, 2006.

Front Office

Coaching Staff

Players

Rookies

2008 Season

Records

HISTORY

Playoff History

Sidelines

TITANS/OILERS HALL OF FAME


In recognition of the 40th season of the Houston Oilers/Tennessee Titans organization, team owner K.S. "Bud" Adams, Jr. created an official team Hall of Fame, featuring players and staff from the past, while creating a special place for Titans stars of the future to be recognized. To date, nine individuals have been named to the franchise's Hall of Fame.



<u>NAME</u>	<u>POSITION</u>	<u>YEARS WITH FRANCHISE</u>	<u>INDUCTED</u>
K.S. "Bud" Adams, Jr.	Team Owner/Founder	1959 - present	Sept. 7, 2008
Elvin Bethea	Defensive End	1968-83	Dec. 9, 1999
George Blanda	Quarterback/Kicker	1960-66	Dec. 9, 1999
Earl Campbell	Running Back	1978-84	Dec. 9, 1999
Eddie George	Running Back	1996-2003	Oct. 27, 2008
Mike Holovak	General Manager	1989-93	Dec. 9, 1999
Ken Houston	Safety	1967-72	Dec. 9, 1999
Bruce Matthews	Offensive Lineman	1983-2002	Dec. 8, 2002
Steve McNair	Quarterback	1995-2005	Oct. 27, 2008
Warren Moon	Quarterback	1984-93	Oct. 1, 2006
Mike Munchak	Guard	1982-93	Dec. 9, 1999
Jim Norton	Punter	1960-68	Dec. 9, 1999
Frank Wycheck	Tight End	1995-2003	Oct. 27, 2008



Bud Adams




Elvin Bethea



George Blanda



Earl Campbell




Eddie George




Mike Holovak



Ken Houston



Bruce Matthews



Steve McNair



Warren Moon



Mike Munchak



Jim Norton



Frank Wycheck



Warren Moon is inducted into the Titans/Oilers Hall of Fame on Oct. 1, 2006.

Front Office

Coaching Staff

Players

Rookies

2008 Season

Records

HISTORY

Playoff History

Sidelines

OILERS LOGO HISTORY

The original Oilers helmet, circa 1960, was blue with a white stripe down the middle. The oil derrick logo was also white. Although the derrick itself remained, many subtle changes were made to the helmets over the years. In 1964, two red stripes were added to the white striping on top of the helmet. Two years later, the helmet color was changed to silver with red and blue striping. The derrick, meanwhile, was changed to blue with a red outline and white background. In 1972, the helmet color was switched back to blue with red and white striping, while the derrick was changed to white with a red outline. Three years later, the helmet color was changed to its familiar white with red



The original Houston Oilers helmet from 1960-65 was blue with a white stripe down the middle.

and blue striping. The derrick was then switched to blue with a red outline. The helmets boasted a gray facemask. In 1981, the facemask was switched to red. In 1997, the Oilers added the Tennessee logo to the back of their helmet upon their relocation to Nashville. In 1999, the franchise unveiled a new logo as the team was renamed the Tennessee Titans.

Helmet History



1960-1965, 1994
Throwback Games
(Red Stripe added in 1964)



1966-1970



1971
(Additional silver stripe apparent on some games; gap between the blue and red stripe pictured)



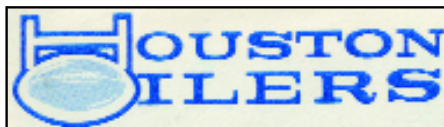


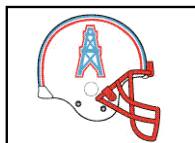
1972-1974



1975-1980



1981-1998



JEPPESEN STADIUM — Houston**Years Played**1960-64**Record**26-11**First Game**9/18/60 — Oilers 38, Los Angeles Chargers 28 (20,156)**Last Game**12/20/64 — Oilers 34, Denver 15 (15,839)


Highlights: Oilers capture inaugural AFL Championship with a 24-16 win over the San Diego Chargers at Jeppesen Stadium (1/1/61)...Oilers defend that title the following year with a 10-3 win at San Diego...Jeppesen record crowd of 37,981 watches Dallas nip Oilers 20-17 in overtime in the 1962 AFL Championship Game (12/23/62).

**RICE STADIUM — Houston****Years Played**1965-67**Record**11-10**First Game**9/12/65 — Oilers 27, New York Jets 21 (52,680)**Last Game**12/16/67 — Oilers 24, San Diego 17 (19,870)

Highlights: Oilers wallop Denver 45-7 (9/3/66), setting an AFL record by not allowing a Broncos first down...after four straight losing seasons, Oilers clinch Eastern Division title with 24-17 win over Chargers (12/17/67)...in 1967, Oilers become first team to go from last in the division to first in one season.

**ASTRODOME — Houston****Years Played**1968-96**Record**116-105-2**First Game**9/9/68 — Kansas City 26, Oilers 21 (45,083)**Last Game**12/15/96 — Cincinnati 21, Oilers 13 (15,131)

Highlights: Astrodome was the first domed stadium in the NFL...Oilers 3-2 in playoff games at Astrodome...Oilers appeared in 16 "Monday Night Football" telecasts, going 10-6...in 1980 season finale against Minnesota (12/21/80), Earl Campbell sets NFL record with his fourth 200-yard rushing game of the season...Campbell finishes with 1,934 yards, then the second-highest total in league history...Oilers set team record for points in a game with 58-14 drubbing of Cleveland (12/9/90)...Oilers beat Steelers 31-6 to win first-ever undisputed AFC Central Division title (12/8/91)...Oilers win club-record 11th consecutive game with 24-0 win over the New York Jets (1/2/94)...three former Oilers — Elvin Bethea (No. 65), Campbell (No. 34) and Mike Munchak (No. 63) — have their numbers retired.

**LIBERTY BOWL — Memphis****Year Played**1997**Record**6-2**First Game**8/31/97 — Oilers 24, Oakland 21, OT (30,171)**Last Game**12/21/97 — Oilers 16, Pittsburgh 6 (50,677)

Highlights: The Oilers played their first season in Tennessee at the Liberty Bowl in Memphis...Eddie George ties a franchise record with 216 yards rushing as the Tennessee Oilers win their inaugural game in Tennessee, a 24-21 overtime win over Oakland in Memphis...Oilers close out season with 16-6 win over division-winner Pittsburgh.



Front Office

Coaching Staff

Players

Rookies

2008 Season

Records

HISTORY

Playoff History

Sidelines

FRANCHISE HOMES

DUDLEY FIELD (VANDERBILT STADIUM) — Nashville

Year Played.....1998

Record.....3-5

First Game.....9/13/98 — San Diego 13, Oilers 7 (41,089)

Last Game.....12/26/98 — Minnesota 26, Oilers 16 (41,121)

Highlights: Frank Wycheck catches pass from Steve McNair to score club's first touchdown in Nashville (9/13)...Oilers pummel Cincinnati 44-14 for first win in Nashville (10/18)...Al Del Greco kicks game-winning field goal to secure season sweep of Pittsburgh (11/15).



LP FIELD — Nashville

Years Played1999-Present

Record52-28 (regular season) 2-2 (playoffs)

First Game9/12/99 — Tennessee 36, Cincinnati 35 (65,272)

Highlights: The Tennessee Titans have recorded a 54-30 home record, including an undefeated 9-0 home mark in 1999 and a 2-2 playoff record. Adelphia Coliseum, as the stadium was first named, opened its doors in the national spotlight with a preseason victory over the Atlanta Falcons on Aug. 27, 1999, in which country music star Faith Hill sang the National Anthem. Tennessee opened the regular season with a come-from-behind 36-35 victory over Cincinnati. But the most memorable victory of the season came in a 22-16 Wild Card victory over Buffalo on Jan. 8, 2000. In that game, Kevin Dyson fielded a lateral pass from Frank Wycheck with 16 seconds left and raced 75 yards down the sideline for the winning score. That play, which propelled Tennessee into an AFC Divisional showdown at Indianapolis the following week, was immediately dubbed "The Music City Miracle" and will go down as one of the most memorable moments in NFL history. The Titans won 12 consecutive games to open their new stadium, breaking the NFL record. The Coliseum changed its name to LP Field on June 6, 2006, when the Titans reached a 10-year stadium naming rights agreement with Louisiana-Pacific Corporation.



Front Office

Coaching Staff

Players

Rookies

2008 Season

Records

HISTORY

Playoff History

Sidelines

Titans/Oilers Franchise Celebrates 50th Season in 2009



A year after celebrating the 10th season as the Tennessee Titans, the team will mark another special occasion in 2009 — the 50th anniversary of the founding of the team and the formation of the American Football League.

In 1959, after failing to acquire

NFL franchises through expansion or purchase, Lamar Hunt and K.S. “Bud” Adams, Jr. resolved to form a new, competing professional football league. Hunt and Adams recruited other owners, who like themselves were looking to enter the world of football ownership but had been rebuffed. The eight original teams, whose owners would later be dubbed the “Foolish Club” for taking on the NFL, were: the Houston Oilers (later to be known as the Tennessee Titans), Dallas Texans (Kansas City Chiefs), Denver Broncos, New York Titans (New York Jets), Los Angeles Chargers (San Diego Chargers), Buffalo Bills, Boston Patriots (New England Patriots) and Oakland Raiders.



Oakland received a franchise after Minnesota, initially in the AFL group, and was awarded an NFL expansion team.

The AFL played its first games in 1960, and Adams’ Oilers went on to win the first two AFL Championships. The Cincinnati Bengals and Miami Dolphins were added to the league later in the decade, and in 1970, the AFL and NFL were officially merged, becoming the American Football Conference and the National Football Conference.

The NFL will celebrate the 50th anniversary of the AFL in 2009 with a logo and uniform patch. Additionally, the original AFL clubs will wear special throwback uniforms for select games. The Titans play five games against former AFL opponents (Bills, Chargers, Dolphins, Patriots and Jets).

Historic dates in the founding of the Houston Oilers and formation of the American Football League:

- August 3, 1959: K.S. “Bud” Adams, Jr. announces Houston’s entry into the American Football League.
- August 15, 1959: The AFL is formally organized with six cities: Los Angeles, New York, Denver, Dallas, Houston and Minneapolis-St Paul (Minneapolis-St. Paul later replaced by Oakland). Buffalo and Boston are added as the seventh and eighth teams later in 1959.
- October 31, 1959: Adams names the team the “Oilers” for “for sentimental and social reasons.”
- November 22, 1959: In the first AFL player draft, which lasts 33 rounds, the Oilers select Heisman Trophy winner Billy Cannon of LSU.
- September 11, 1960: The Oilers defeat the Oakland Raiders 37-22 in their first regular season game.
- January 1, 1961: The Oilers win the first AFL Championship by defeating the Los Angeles Chargers 24-16.



Quarterback George Blanda led the Houston Oilers to their first AFL title following the 1960 season. He completed 16-of-32 passes for 301 yards and three touchdowns in the championship game, earning MVP honors.

Front Office

Coaching Staff

Players

Rookies

2009 Season

Records

HISTORY

Playoff History

Sidelines

HISTORICAL HIGHLIGHTS

(1959-94 available at www.titansonline.com)

1995

January 5—Oilers announce that Jeff Fisher will remain as head coach, officially becoming the 15th head coach in franchise history.

January 17—As his first hire, Fisher brings in Jerry Rhome under the title of Offensive Coordinator.

March 3—The Oilers jump into the free-agent pool and sign the NFL's all-time leading kickoff returner, Mel Gray. Gray joins the Oilers after successful stints with the Detroit Lions and New Orleans Saints.

March 7—The team announces five-year contract with KHTV/Channel 39 to broadcast Oilers' preseason games. The pact reunites the team and KHTV, which carried Oilers preseason action in '89.

March 23—Houston lures in one of the most coveted unrestricted free agents by signing C Mark Stepnoski from the Dallas Cowboys.

March 28—The Oilers sign veteran QB Chris Chandler from the Rams.

April 22—With the third overall choice in the draft, Houston selects Alcorn State QB Steve McNair.

July 25—QB Steve McNair signs contract at press conference held at Oilers' training camp.

August 11—Tennessee newspaper reports that Nashville Mayor Phil Bredesen is meeting with Oiler officials. Nashville is willing to build new stadium if it will attract a professional team.

K.S. "Bud" Adams, Jr. and Bredesen execute an agreement that gives the City of Nashville a 70-day exclusive negotiating period with the Houston Oilers to build a stadium and relocate the team.

August 19—Oilers-Chargers preseason game is canceled by NFL after field is deemed unplayable for safety reasons.

September 3—The Oilers travel to Jacksonville and defeat the Jaguars 10-3 in the expansion team's inaugural game.

September 24—QB Chris Chandler connects on 23 of 26 passes for 352 yards and four touchdowns, leading Oilers to a 38-28 win over the Bengals at Riverfront Stadium. Chandler's 88.46 completion percentage misses the NFL record by one completion. Chandler, who hooked up with rookie WR Chris Sanders on touchdown passes of 58 and 46 yards, is named AFC Offensive Player of the Week.

November 2—Oilers' long-time equipment assistant Bill "Mojo" Lackey passes away after a massive stroke.

November 5—Oilers win 37-10 over Browns and dedicate game to "Mojo" and his family. The win marks the Oilers' largest margin of victory at Cleveland since a 40-10 decision on Oct. 12, 1975.

November 12—K.S. "Bud" Adams, Jr. and the Oilers announce the establishment of the Bill "Mojo" Lackey Memorial Award, which would be given to the player, coach or front office staff member that best exemplifies the qualities of the former equipment assistant. A \$10,000

McNAIR AND GEORGE

First round draft picks in consecutive years, QB Steve McNair (drafted in 1995) and RB Eddie George (drafted in 1996) became the centerpieces of a team that advanced to the playoffs in four of five years (1999, 2000, 2002, 2003). From 1997, McNair's first season as a starter, until Eddie George's final season as a Titan in 2003, the two combined to pull the franchise to new heights, including the team's first Super Bowl appearance (XXXIV). The duo started in the same backfield 107 times during their seven seasons together and posted a 67-40 record (.626 winning percentage) in those games, and 5-4 in postseason. The 2003 season would be memorable for both as McNair was named Co-MVP of the NFL, becoming only the franchise's second player to garner the honor (Campbell in 1979) and George became the franchise's all-time leading rusher, passing Earl Campbell and becoming only the 17th running back to reach 10,000 career rushing yards. Each player personified toughness with legendary stories told of McNair returning from injuries to lead his team to victory and George never missing a start in his eight year franchise career - 128 games - which represented the most consecutive starts in NFL history for a running back to start a career.

check is given to the winner to be awarded to charity in his or her name.

November 16—K.S. "Bud" Adams, Jr. and Nashville Mayor Phil Bredesen sign a relocation agreement to move the Oilers the Tennessee.

December 14—G Bruce Matthews, S Blaine Bishop, CB Darryll Lewis and C Mark Stepnoski are selected to the Pro Bowl. Matthews sets the Oiler mark for consecutive selections with his eighth consecutive Pro Bowl honor.

December 17—Paul "Hoss" Noska, equipment assistant, is honored with the first Bill "Mojo" Lackey Memorial Award.

1996

March 26—Oilers sign veteran WR Willie Davis from the Kansas City Chiefs.

April 20—After trading down in the first round

(from 9th to 17th) to acquire extra picks from Oakland, General Manager Floyd Reese and Head Coach Jeff Fisher execute a trade with the Seattle Seahawks to move back up to the 14th spot in the 1996 draft to select



Oilers draft Eddie George

Heisman Trophy winner Eddie George from Ohio State. Sent to the Seahawks in the trade was DT Glenn Montgomery.

April 30—The National Football League approves the team's relocation to Nashville in a special owner's meeting held in Atlanta, Ga.

May 3—Adding more weapons to the offense, the Oilers agree to terms with RB Ronnie Harmon from the San Diego Chargers.

May 7—Voters of Davidson County in Nashville, Tenn., overwhelmingly approve a referendum held to decide on the use of public funding for a new downtown stadium.

October 20—With a 22-yard field goal, K Al Del Greco sets the club record for most career field goals, surpassing K Tony Zendejas (117).

October 27—Del Greco kicks the longest field goal in team history with a 56-yarder at the end of the first half versus the 49ers.

November 17—In a clash with the Miami Dolphins, G Bruce Matthews becomes the Oilers' all-time leader in games played with his 211th contests, breaking Elvin Bethea's mark of 210. Matthews would go on to also set the team marks for most consecutive games played and started.

December 12 – G Bruce Matthews, S Blaine Bishop, C Mark Stepnoski and ST player John Henry Mills are selected to the Pro Bowl. Matthews extends the Oiler mark for consecutive selections (9) and ties G Mike Munchak for most overall selections (9).

December 15 – Oilers play their final game in Houston with a 21-13 loss to the Cincinnati Bengals in the Astrodome.

December 22 – RB Eddie George finishes the 1996 season with 1,368 yards rushing en route to Rookie of the Year accolades. In addition,

George's ground totals were only 82 yards shy of RB Earl Campbell's rookie record of 1,450. On this day, George would also help the Oilers to a 24-21 win over the Baltimore Ravens for a franchise-best 6-2 road record.



George's record game vs. Oakland

1997

January 1—The team promotes linebackers coach Gregg Williams to defensive coordinator.

January 3—After relieving Jerry Rhome of his duties, the Oilers make wide receivers

HOUSTON OILERS TO TENNESSEE TITANS

After trying unsuccessfully for many years to construct a deal with the city of Houston for a new football or multi-use stadium, Oilers owner K.S. "Bud" Adams, Jr. decided that moving his franchise to another city might be the only solution left to keep the team financially competitive. In the spring of 1995, research was completed and several cities were identified as desirable for relocation and at the top of the list was Nashville, Tenn. In the summer of 1995, Adams contacted Nashville's mayor, Phil Bredesen, to see if the city would be interested in having the team relocate to the region. A 70-day exclusive negotiating period was agreed to and in November the two had signed a relocation agreement that would bring the Oilers to Nashville. In April of 1996, the NFL approved the team's relocation and on May 7th, the voters of Davidson County approved a referendum on using public funding for the new downtown stadium. Dec. 15, 1996 would mark the Oilers final home game at the Astrodome in Houston – a 21-13 loss to Cincinnati in front of 15,131 fans. In May of 1997, the team reached a settlement with the Astrodome that let them escape the final year of the contract and allowing the team to play the 1997 season in Tennessee. With the new stadium in Nashville still two years from completion, the team decided to play at Memphis' Liberty Bowl until the stadium was complete. The Tennessee Oilers opened their inaugural season in the state of Tennessee with a 24-21 overtime win over the Oakland Raiders at the Liberty Bowl in front only 30,000 fans. The Oilers struggled with low attendance throughout the 1997 season and by March of 1998, the Oilers reached an agreement to play the 1998 season at Vanderbilt Stadium in Nashville. Crowds at Vanderbilt Stadium were an improvement from the previous year, but the team could only muster a 3-5 home mark. During the 1998 season, Adams announced the Oilers name would be retired and the team would be renamed the Titans as they entered their new stadium for the 1999 season. In April of 1999, the team unveiled their new Titans uniforms and in August the team played its first game at the new Adelphia Coliseum (in 2002 Adelphia's name is removed and in 2006 it is named LP Field). The 1999 season ends with the franchise's first Super Bowl berth in the team's 40-year history. A total of 20 players endured the entire odyssey of playing in Houston in 1996, Memphis in 1997, Vanderbilt in 1998 and LP Field in 1999.



Adams presents Mayor Bredesen a jersey

HISTORICAL HIGHLIGHTS

Front Office

Coaching Staff

Players

Rookies

2008 Season

Records

HISTORY

Playoff History

Sidelines

coach Les Steckel the team's offensive coordinator/quarterbacks coach.

February 24—Oilers trade QB Chris Chandler to the Atlanta Falcons for two 1997 draft choices (4th and 6th).

May 3—City of Nashville holds groundbreaking ceremonies for the team's downtown stadium.

May 8—After formulating an agreement earlier with Harris County (Houston), K.S. "Bud" Adams, Jr. and AstroDome USA owner Drayton McLane, Jr. reach a settlement for the final year of Oilers' lease at the AstroDome. Under appointed mediator Alice Oliver Parrott, the two sides clear the biggest step in the team's ability to play games in Tennessee for the 1997 season.

June 5—Oilers reach agreement with Memphis Sports Authority, clearing the way for the team to play its games in the Liberty Bowl.

June 12—Oilers hold press conference in Nashville to formally announce the club's intention to play the 1997 season in Tennessee, and introduce an inaugural patch and logo which merges the Oilers traditional "Oil derrick" with the Tennessee state flag.

July 18 – Oilers players report to Tennessee State University for their first training camp in the state of Tennessee. Also, Oilers sign DE Kenny Holmes, 1997 first-round selection, to a four-year contract.

July 19 – Oilers sign GM Floyd Reese to a four-year extension running through 2001 season.

August 2 – Oilers play first preseason game of 1997 season at Liberty Bowl in Memphis, falling to the New Orleans Saints 21-12.

August 9 – Oilers play their first ever game at Vanderbilt Stadium, an 18-12 preseason loss to the Washington Redskins.

August 15 – Oilers move into their temporary training facility in Bellevue.

August 23 – Oilers promote Don MacLachlan to Executive Vice President of Marketing, Broadcasting, and Ticketing.

August 27 – Oilers sign free agent SS Blaine Bishop.

August 31 – Oilers open their inaugural season in the state of Tennessee with a 24-21 overtime win over the Oakland Raiders at Liberty Bowl. RB Eddie George ties Billy Cannon's franchise record for rushing yards in a game with 216 yards on 35 carries. With the game-winning field goal in overtime, PK Al Del Greco becomes the Oilers all-time points leader, surpassing George Blanda's total of 596 points.

October 27 – In their first-ever trip to Arizona, the Oilers defeat the Cardinals 41-14.

November 27 – Oilers defeat Dallas 27-14 on Thanksgiving Day in front of a national-television audience. It marked the first regular season game in Texas for the Oilers since their move to Tennessee.

December 11 – G Bruce Matthews, RB Eddie George, and SS Blaine Bishop are selected to the Pro Bowl. Matthews extends the mark for

consecutive selections (10) and surpasses G Mike Munchak for most overall selections (9).

December 14 – Oilers fall to the Baltimore Ravens 21-19 in the final game at Baltimore's Memorial Stadium. It marked the second time the Oilers closed the stadium, because on Dec. 18, 1983, the Oilers played at the Baltimore Colts in what would be their final game in Baltimore.

December 21 – Oilers close their inaugural season in Tennessee with an 8-8 record after a 16-6 win over Pittsburgh in Memphis.

1998

February 14 – Oilers agree to terms with free agent WR Yancey Thigpen from Pittsburgh.

February 19 – Oilers agree to terms with free agent P/K Craig Hentrich from Green Bay.

February 24 – Oilers reach agreement with Shelby County Sports Authority and Memphis Park Commission to be released from the final year of their lease at the Liberty Bowl.

March 4 – Oilers and Vanderbilt University reach tentative agreement for the Oilers to play at Vanderbilt Stadium for the 1998 season.

March 11 – Oilers agree to terms with free agent TE Jackie Harris from Tampa Bay.

April 16 – A tornado rips through Nashville, damaging three cranes and 10 portable trailers at the Oilers East Bank Stadium construction site.

April 18 – In the franchise's first draft as the Tennessee Oilers, the club selects WR Kevin Dyson from Utah with its first-round selection (16th overall) in the NFL Draft.

April 23 – Oilers finalize deal to play at Vanderbilt Stadium for the 1998 season.

May 15 – Oilers finalize deal to acquire land in MetroCenter for a permanent practice facility to be finished in the summer of 1999.

May 28 – Oilers reach agreement with Tennessee State University to hold the Oilers 1998 Training Camp on TSU's campus. It marks the first time in club history that the Oilers have had consecutive training camps outside the state of Texas.

July 29 – Owner K.S. "Bud" Adams, Jr., listens to the Tennessee fans and announces that he will change the name of the team. An advisory council is later formed to research names and a "Guess the Name" contest is introduced to fans to gain additional feedback.

Oct. 18 – Oilers win first home game in Nashville, a 44-14 victory over Cincinnati.

Oct. 29 – Former Oiler and nine-time Pro Bowl Guard Mike Munchak is announced among 76 nominees for the Pro Football Hall of Fame.



Adams announces name change

Sept. 12 – Oilers play first regular season home game in Nashville vs. San Diego Chargers.

Nov. 4 – First Oilers coach, Lou Rymkus, passes away at 78.

Nov. 14 – Oilers owner K.S. “Bud” Adams, Jr., announces that the Oilers will become the “Tennessee Titans” beginning in 1999. “We wanted a new nickname to reflect strength, leadership and other heroic qualities,” Adams said.

Dec. 22 – Oilers owner K.S. “Bud” Adams, Jr., unveils new Tennessee Titans logo and colors, featuring the fire of the Titans and exemplifying power, strength, knowledge and excellence. “I feel we have developed a logo that fans throughout the state of Tennessee and around the country will embrace for years to come,” Adams said.

Dec. 26 – Oilers era comes to end against Minnesota Vikings.



Adams unveils Titans logo

1999

January 1 – G Bruce Matthews and P Craig Hentrich earn All-Pro honors.

February 8 – G Bruce Matthews, P Craig Hentrich, RB Eddie George & TE Frank Wycheck represent AFC in Pro Bowl.

February 26 – Steve Walters (WR’s) and Jim Washburn (DL) added to coaching staff.

April 13 – Titans unveil new uniforms and helmets before packed crowd at the new stadium.



Titans Uniforms Unveiled

April 17 – Titans make Florida DE Jevon Kearse their first selection in the 1999 NFL Draft.

May 3 – Veteran players tour stadium and practice facility. Mr. Adams presents pair of tickets to each stadium worker in appreciation of their hard work.

May 3 – George Henshaw promoted to Assistant Head Coach/Running game. Jim Schwartz added to staff as Defensive Assistant/Quality Control Coach.

May 8 – Final auditions determine first ever Titans

cheerleading squad.

May 13 – 11-time Pro Bowl offensive lineman Bruce Matthews re-signs with team.

May 14 – Stadium lights turned on for 100-hour test.

May 17 – Titans announce that 1999 training camp will be held at Baptist Sports Park in Bellevue.

May 18 – Stadium sod is laid down.

July 8 – Adelphia Coliseum name and logo are unveiled at a downtown ceremony.

July 23 – Titans name former Minnesota Senior Vice President Jeff Diamond President and Chief Operating Officer, and agree to terms with former Pittsburgh Pro Bowl quarterback Neil O’Donnell.

July 27 – The Titans sign their first-round draft selection, Florida DE Jevon Kearse, to a multi-year contract.

August 15 – The Tennessee franchise plays its first preseason game under the name Titans, a 22-20 loss at Kansas City. The game is the first in franchise history played in a uniform other than the Oilers.

August 27 – Titans defeat Atlanta, 17-3, in the first preseason game at Adelphia Coliseum.

September 2 – Owner K.S.

“Bud” Adams, Jr. and his wife,

Nancy, announce the creation of the Tennessee Titans Foundation, an organization established to serve the charitable interests of the state of Tennessee by providing financial support and other resources to non-profit organizations, enriching and strengthening communities throughout the state. Adams donates \$500,000 to start the foundation.

September 5 – Cornerback Darryll Lewis, the team leader in interceptions in each of the past five seasons, is released.

September 12 – Al Del Greco kicks a 33-yard field goal to lift the Titans to a 36-35 win over Cincinnati in the first regular season game and victory at Adelphia Coliseum. The win, in front of 65,272 fans, is the team’s first as the Titans, and quarterback Steve McNair passes for a career-high 341 yards in the victory.

September 26 – The team wins its first road contest as the Titans, a 20-19 victory at Jacksonville sealed by a Samari Rolle interception in the end zone with under a minute remaining.

October 31 – Steve McNair returns after missing five games because of a back injury to lead the Titans to defeat the previously-unbeaten St. Louis Rams, 24-21 at Adelphia Coliseum. McNair is named Miller Lite NFL Player of the Week for his performance in the victory.

December 19 – Tennessee clinches the franchise’s first playoff berth since 1993 with a



First game in new stadium

HISTORICAL HIGHLIGHTS

Front Office

Coaching Staff

Playoffs

Rookies

2008 Season

Records

HISTORY

Playoff History

Sidelines

30-17 win over Atlanta at Adelphia Coliseum.

December 22 - G Bruce Matthews, RB Eddie George, DE Jevon Kearse and TE Frank Wycheck are named to the AFC team for the Pro Bowl. Matthews extends his franchise records for consecutive and overall selections (12), and Kearse becomes the first rookie defensive end selected to the Pro Bowl in AFC history and the first in the NFL since 1978. for consecutive and overall selections (12), and Kearse becomes the first rookie defensive end selected to the Pro Bowl in AFC history and the first in the NFL since 1978.

December 26 - Tennessee defeats Jacksonville for the fourth consecutive time, a 41-14 victory in which Steve McNair throws five touchdown passes. McNair earns his first AFC Offensive Player of the Week and his second Miller Lite NFL Player of the Week honor this season for his efforts. The win completes the first unbeaten home regular season in club history.

2000

January 8 - In a play known as the "Music City Miracle," Kevin Dyson returns a Frank Wycheck lateral on a kickoff return 75 yards for a touchdown, lifting the Titans to a 22-16 victory in the AFC Wild Card playoff game over the Buffalo Bills. The improbable play, which occurred with just 16 seconds remaining in the game, gives the franchise its first playoff win in Tennessee in addition to its first since 1993.



Music City Miracle

January 16 - Eddie George rushes for 162 yards, including a 68-yard touchdown run, as the Titans defeat the Indianapolis Colts, 19-16, in an AFC Divisional Playoff game at the RCA Dome.

January 23 - The Titans beat Jacksonville for the third time of the season and fifth consecutive time, using 23 second-half points en route to a 33-14 win at Alltel Stadium in Jacksonville.



AFC Championship victory

Steve McNair runs for two touchdowns and Derrick Mason returns a kickoff 80 yards in the win. The winsend Tennessee to its first Super Bowl in franchise history and its first AFC/AFL Championship since 1961.

HOME SWEET HOME

The newly-named Tennessee Titans opened their new stadium, Adelphia Coliseum (later to be named LP Field) with the regular season opener on Sept. 12, 1999 against the Cincinnati Bengals. The back and forth game would end with the Titans hanging on for a 36-35 win. The win would start a historic streak of 12 consecutive wins to open the new stadium. The 12 consecutive wins were the most in the modern era for a new stadium (Texas Stadium, 9 wins in 1971) and one short of the all-time record by the Buffalo Americans in 1920. The Titans first loss in their new home would come against the Baltimore Ravens on Nov. 12, 2000. The winning streak actually began in the spring of 1998, when a devastating tornado ripped through Nashville, but only gave a glancing blow to the under construction stadium and sparing it from destruction.

January 30 - The Titans fall short in their quest to win Super Bowl XXXIV, as Kevin Dyson is stopped one yard short of the end zone on the final play of the game in a 23-16 St. Louis Rams victory.



Super Bowl XXXIV in Atlanta

February 16 - The Titans sign unrestricted free agents LB Randall Godfrey (Dallas) and T Fred Miller (St. Louis).

March 7 - Mike Heimerdinger is named offensive coordinator, replacing Les Steckel.

March 13 - Craig Johnson (quality control/offense) and Ronnie Vincklarek (quality control/defense) are added to the coaching staff, while Jim Schwartz is promoted to linebackers coach.

June 15 - The Titans extend the contract of Head Coach Jeff Fisher and expand his title to Executive Vice President.

July 19 - The Titans extend the contract of RB Eddie George.

August 14 - The Titans host Monday Night Football for the first time since moving to Tennessee. A sell-out crowd of 68,072 at Adelphia Coliseum watch the Titans defeat St. Louis, 30-3, in a preseason Super Bowl XXXIV

rematch.

October 16 – The Titans host their first regular season Monday Night Football game at Adelphia Coliseum, a 27-13 victory over the Jacksonville Jaguars.

November 12 – Tennessee's NFL record of 12 consecutive victories to open a new stadium ends in a 24-23 loss to the Baltimore Ravens.

December 14 – S Blaine Bishop, RB Eddie George, T Brad Hopkins, DE Jevon Kearse, KR Derrick Mason, G Bruce Matthews, CB Samari Rolle and TE Frank Wycheck are named to the AFC team for the Pro Bowl. QB Steve McNair is added as an alternate, giving the Titans nine players on the Pro Bowl roster, the most for the franchise since nine players were selected in 1992.

December 17 – At Cleveland, Bruce Matthews passes brother Clay on NFL games played list at 279 games. Both are honored in pre-game ceremony.

December 25 – The Titans clinch the AFC Central Division Championship with a 31-0 victory against the Dallas Cowboys, earning a 13-3 record for the second-consecutive season and home-field advantage throughout the playoffs. The defensive unit finishes the season ranked first overall in the NFL.

2001

January 7 – Baltimore defeats the Titans, 24-10, in an AFC Divisional Playoff game at Adelphia Coliseum.

February 1 – Defensive coordinator Gregg Williams is hired as head coach of the Buffalo Bills.

February 2 – Jim Schwartz is promoted to defensive coordinator.

February 6 – Gunther Cunningham, former Kansas City Chiefs head coach, is named assistant head coach defense/linebackers.

February 22 – Everett Withers is named defensive backs coach.

March 2 – The Titans re-sign unrestricted free agent WR/KR Derrick Mason, who set an NFL record in 2000 with 2,690 all-purpose yards.

March 7 – The Titans agree to terms with unrestricted free agent K Joe Nedney from the Carolina Panthers.

March 8 – Former Pro Bowl safety Chuck Cecil is hired as defensive quality control coach.

March 28 – The Titans agree to trade their first pick (29th overall) in the 2001 NFL Draft to the St. Louis Rams for defensive end Kevin Carter.

April 21 – The Titans select DB Andre Dyson with their first selection (2nd round/60th

overall) in the 2001 NFL Draft.

May 22 – The NFL announces its plans to realign divisions beginning in 2002, placing the Titans in the new AFC South with the Jacksonville Jaguars, Indianapolis Colts and expansion Houston Texans.

August 4 – Mike Munchak, Titans offensive line coach and former Houston Oilers guard, is inducted in the Pro Football Hall of Fame after being selected for enshrinement on Jan. 27.

September 25 – Former Nashville Kats (Arena Football League) Head Coach Pat Sperduto is hired as director of arena football league operations.

October 7 – Starting at center in Baltimore, Bruce Matthews plays in his 283rd NFL game and surpasses Jim Marshall for first place on league's all-time list for games played among non-kickers.

December 30 – Eddie George records a season-high 130 yards rushing against Cleveland, marking the 30th 100-yard game of his career. Additionally, George becomes the first RB in franchise history to post 200 career pass receptions.

2002

January 2 – Bruce Matthews is named to his 14th consecutive Pro Bowl, tying him with Merlin Olsen for the most Pro Bowl selections in league history. Jevon Kearse also is selected for the third consecutive year.

April 5 – The team begins its fifth annual Tennessee Titans Caravan. With 16 players plus staff participating, Titans Caravan V goes on to make 64 stops, including 27 schools, in Tennessee, Kentucky and Alabama over a two-week period.

April 20 – The Titans select DT Albert Haynesworth with their first pick (15th overall) in the 2002 NFL Draft.

April 30 – Titans owner K.S. "Bud" Adams announces that he has purchased an expansion Arena Football League team that will begin play in Nashville in 2004. The team will keep the name of the previous AFL team that played in Nashville, the Nashville Kats.

May 15 – The Titans reach an agreement with Citadel Communications to move the Titans' flagship radio station to Nashville's 103 WKDF (103.3 FM).

May 30 – Craig Johnson is promoted to quarterbacks coach. Ned James is hired as offensive assistant.

June 4 – The Titans reach a tentative agreement with Adelphia Business Solutions to have Adelphia's name removed from the coliseum, pending court approval.

July 15 – Offensive lineman Bruce Matthews officially announces his NFL retirement from the offices of Titans owner K.S. "Bud" Adams, Jr., in Houston, Tex.

September 7 – Titans owner Bud Adams unveils his team's PSL Founder's Club display at Coliseum.

December 1 – RB Eddie George becomes



Receptions leader Derrick Mason

HISTORICAL HIGHLIGHTS

Front Office

Coaching Staff

Players

Rookies

2008 Season

Records

HISTORY

Playoff History

Sidelines

franchise's all-time leading rusher, passing Earl Campbell, in victory at New York Giants.

December 8 – Former Titans/Oilers offensive lineman Bruce Matthews is inducted into Titans' Hall of Fame and has his jersey retired during special halftime ceremony during Colts game.

December 22 – Titans clinch inaugural AFC South Division with 28-10 victory at Jacksonville.

December 29 – Titans go undefeated in inaugural AFC South division with 13-3 victory at Houston, securing a first-round bye in playoffs. The Titans become NFL's third team to advance to playoffs after starting their season 1-4.

2003

January 1 – QB Steve McNair finishes third in league MVP voting behind Rich Gannon and Brett Favre.

January 11 – Titans defeat Steelers 34-31 in bruising AFC Divisional Playoff Game.

January 19 – Titans play in franchise's fourth AFC Championship Game, but fall short at Oakland, 41-24.

January 25 – Former Houston Oilers DE Elvin Bethea named to the Pro Football Hall of Fame's 2003 class.

February 3 – Head coach Jeff Fisher coaches the AFC to a 45-20 victory in Pro Bowl.

February 7 – Titans president Jeff Diamond signs a new one-year contract.

April 26 – Titans select CB Andre Woolfolk with their first pick (28th overall) in the 2003 NFL Draft.

June 25 – Head coach Jeff Fisher agrees to terms on a long-term contract extension.

December 7 – Frank Wycheck becomes the fourth tight end in NFL history to record 500 career receptions in Tennessee's 29-27 loss at home to Indianapolis.

December 7 – WR Derrick Mason catches six passes for 64 yards at home vs. Indianapolis to record his third consecutive 1,000-yard receiving season.

December 18 – The NFL announces that four Titans are going to the 2004 Pro Bowl – QB Steve McNair (named the starter), along with LB Keith Bulluck, WR Derrick Mason, and P Craig Hentrich. OT Brad Hopkins would later be named to the Pro Bowl as a reserve.

December 21 – QB Steve McNair leads a miraculous comeback at Houston, throwing the game-winning touchdown to Drew Bennett with 17 seconds left in Tennessee's 27-24 victory on the road. In the process, McNair surpasses 3,000 passing yards for the season, joining

Warren Moon as only the second QB in franchise history to do so four times.

December 28 – Recently re-signed QB Neil O'Donnell starts following injuries to Steve McNair and Billy Volek. He threw for 232 yards and a pair of touchdowns in Tennessee's season-ending 33-13 victory over the defending Super Bowl Champion Tampa Bay Buccaneers. It marked O'Donnell's last NFL game as he would announce his retirement following the season.

Eddie George becomes the 17th running back in NFL history to record 10,000 rushing yards in the team's victory over the Bucs. George rushes for 87 yards to push him over the 1,000-yard rushing mark for the seventh time in his eight NFL seasons. It marked the final regular season game and the final home game for George as a Titan.



George's final home game as a Titan.

2004

January 2 – QB Steve McNair named NFL's co-MVP along with Colts QB Peyton Manning. Each player receives 16 votes from a national panel of 50 journalists, along with Colts QB Peyton Manning.

Each player receives 16 votes from a national panel of 50 journalists.

January 3 – Titans defeat Ravens 20-17 in AFC Wild Card Playoff Game in Baltimore.

January 10 – Titans fall at New England in AFC Divisional Playoff Game, the coldest playoff game in franchise history (four degrees, minus 10 wind chill).

January 11 – K Gary Anderson, the NFL's all-time leading scorer (2,346 points), announces his retirement after 22 seasons.

January 20 – Titans owner K.S. "Bud" Adams re-assumes team president role after Jeff Diamond's contract expires.

January 23 – TE Frank Wycheck announces his retirement from the NFL after 11 seasons in the league.

April 24 – Titans select a league-high 13 players in the 2004 NFL Draft, including three



McNair named NFL co-MVP



Anderson FG tops Baltimore



Nedney FG beats Steelers

players in the second round (the team traded its first-round pick) – TE Ben Troupe, DE Travis LaBoy and DE Antwan Odom.

July 22 – Titans release RB Eddie George.

September 11 – The Titans season opener at Miami is played on Saturday instead of Sunday due to impending Hurricane Ivan. Titans running back Chris Brown rushes for 100 yards in his first NFL start en route to the team's 17-7 victory.

October 11 – On Monday Night Football, Steve McNair quarterbacked the Titans to a 48-27 victory over Green Bay to give him 71 career wins as a starter, surpassing Warren Moon's previous franchise record of 70 victories. The 48 points set a Lambeau Field record for a visiting team. Also in the game, running back Chris Brown carries 27 times for 148 yards and two touchdowns, joining Stump Mitchell (St. Louis Cardinals) and Don Calhoun (New England Patriots) to become the third player in NFL history to gain 100 or more rushing yards in four of his first five NFL starts.

December 13 – Running back Chris Brown totals 91 yards against Kansas City to become the franchise's eighth player to eclipse 1,000 season rushing yards. He finishes the season with 1,067 yards on 220 carries.

December 19 – Titans quarterback Billy Volek becomes fourth quarterback in NFL history to pass for 400 or more yards in two consecutive games after passing for 426 yards against Kansas City (12/13) and 492 yards at Oakland (12/19). The 918-yard total is the second-best two-game total in NFL history behind Phil Simms' record of 945 yards (1985).

2005

January 28 – The Arena Football League's Nashville Kats begin play under owner K.S. "Bud" Adams, Jr., winning 47-38 at the Columbus Destroyers.

February 9 – University of Southern California assistant Norm Chow is hired as Titans offensive coordinator after a 32-year career in college football.

February 21 – Titans part ways with six veterans – K Joe Nedney, DE Kevin Carter, CB Samari Rolle, RB/FB Robert Holcombe, T Fred Miller and WR Derrick Mason – due to salary cap concerns.

April 23 – Titans select West Virginia cornerback Adam "Pacman" Jones with the sixth overall pick in the 2005 NFL Draft.

May 6 – Titans owner K.S. "Bud" Adams, Jr. pledges \$600,000 over three years for scholarship program that provides money for



Wycheck announces retirement

college for one student-athlete from every high school in Tennessee.


September 6 – Through his foundation, quarterback Steve McNair organizes a relief drive for victims of Hurricane Katrina. Titans fans respond in droves, arriving at LP Field to fill over 20 tractor trailers worth of goods to be sent to the Gulf Coast region.

September 18 – Titans General Manager Floyd Reese becomes the first GM in team history to record 100 wins as the Titans defeat the Ravens by a score of 25-10.

October 9 – Head Coach Jeff Fisher becomes the 34th coach in NFL history and the first in franchise history to notch 100 wins as the Titans win at Houston by a score of 34-20. Also in the game, quarterback Steve McNair became the 49th player in NFL history and second player in franchise history to reach 25,000 career passing yards.

2006

February 12 – Titans defensive end Kyle Vanden Bosch plays in his first career Pro Bowl. In his first season with the Titans, Vanden Bosch finished fourth in the NFL with 12.5 sacks, the most by a team member since 1999.



Vanden Bosch posts 12.5 sacks

February 24 – K.S. "Bud" Adams, Jr. is inducted into the Tennessee Sports Hall of Fame.

March 13-15 – After a delay to the start of the NFL year due to collective bargaining talks between the league and the NFL Players Association, the Titans strike quickly in the initial days of free agency. They agree to terms with four veteran unrestricted free agents – linebacker David Thornton (Indianapolis), wide receiver David Givens (New England), center Kevin Mawae (N.Y. Jets) and safety Chris Hope (Pittsburgh) – within a three day span.

April 29 – Titans select quarterback Vince Young out of the University of Texas with the third overall pick in the 2006 NFL Draft.

June 6 – Titans and Louisiana Pacific Corporation reach an agreement on a new naming rights sponsorship that calls for the team's home stadium to be named LP Field. LP obtains the naming rights for 10 years.

June 9 – Titans trade quarterback Steve McNair to the Baltimore Ravens in exchange for a fourth-round draft choice in 2007.

June 14 – Offensive tackle Brad Hopkins announces his retirement from the NFL. Hopkins retires after playing in 194 games, the third-most in franchise history at the time (Matthews, Bethea). His 188 starts were the second-most in team history for an offensive

Front Office

Coaching Staff

Players

Rookies

2008 Season

Records

HISTORY

Playoff History

Sidelines

HISTORICAL HIGHLIGHTS

Front Office

Coaching Staff

Players

Rookies

2008 Season

Records

HISTORY

Playoff History

Sidelines

lineman (Matthews).

July 29 – Titans sign first-round pick, QB Vince Young.

August 26 – Steve Underwood promoted to Senior Executive Vice President/Chief Operating Officer.

September 3 – Titans bring back Robaire Smith after the defensive tackle was waived by Houston.

September 20 – Titans trade QB Billy Volek to the San Diego Chargers for a 2007 draft selection.

August 5 – Former Houston Oilers QB Warren Moon is inducted into the Pro Football Hall of Fame.

November 26 – Trailing 21-0 entering the fourth quarter, Vince Young leads the Titans to 24 unanswered points, posting the largest comeback by a rookie QB in NFL history. Rob Bironas' 49-yard field goal caps the stunning victory over the Giants at LP Field.

December 3 – Rob

Bironas kicks franchise-long 60-yard field goal to beat the Colts, 20-17, at LP Field. The 60-yarder tied Steve Cox and Morten Andersen for the fourth-longest field goal in NFL history.

December 10 – Vince Young returns to his hometown and runs for a 39-yard touchdown in overtime to defeat the Texans, 26-20, at Reliant Stadium.

December 31 – Titans exercise 2007 option on head coach Jeff Fisher's contract.

January 3 – Vince Young named the Associated Press Offensive Rookie of the Year.

January 5 – After 13 seasons at the helm, Floyd Reese resigns as general manager of the Titans.

February 1 – Vince Young named Diet Pepsi NFL Rookie of the Year.

February 3 – Former offensive lineman Bruce Matthews becomes the first franchise player that wore the Titans uniform to be voted into the Pro Football Hall of Fame.

February 10 – Vince Young becomes the first rookie quarterback in NFL history to play in the Pro Bowl.

February 12 – Titans name former Oilers safety Mike Reinfeldt the team's new General

Manager.

February 28 – Vincent Marino hired from NFL office as Senior Director of Football Administration.

March 9 – Chuck Cecil is promoted to Secondary Coach; Marcus Robertson named Assistant Secondary Coach.

March 12 – Titans agree to terms with Cowboys linebacker Ryan Fowler.

March 13 – Titans agree to terms with Colts cornerback Nick Harper.

March 16 – Titans agree to terms with Bears wide receiver Justin Gage.

March 19 – Titans name Fred Graves Wide Receivers Coach.

April 10 – NFL suspends Adam "Pacman" Jones for 2007 season.

April 23 – Titans hire Lake Dawson as Director of Pro Personnel.

April 28 – Titans select Texas DB Michael Griffin with the 19th overall pick in the NFL Draft.

May 3 – Titans announce they will conduct 2007 training camp at Baptist Sports Park.

August 4 – Bruce Matthews inducted into Pro Football Hall of Fame.

August 4 – NFL Commissioner Roger Goodell visits Titans training camp.

September 11 – Acquired DE Bryce Fisher from the Seattle Seahawks for a 2008 sixth-round draft pick.

September

24 – Keith Bulluck intercepts a career-high three passes as the Titans cruise to a 31-14 victory at

New Orleans on Monday Night Football.

October 21 – Rob Bironas kicks an NFL-record eight field goals, including a game-winning 29-yarder, as the Titans defeat the Houston Texans 38-36 at Reliant Stadium.

December 30 – Titans win last three regular season games, including a 16-10 victory at Indianapolis in the season finale to clinch the AFC's final playoff spot and the team's first postseason berth since 2003.



Bironas' 60-yard FG tops Colts

2007



Vince Young becomes first rookie QB to play in Pro Bowl



Keith Bulluck intercepts three passes at New Orleans on MNF

2008

January 6 – Vince Young becomes the youngest quarterback in franchise history to start in playoffs as the Titans fall 17-6 at San Diego in an AFC Wild Card game.

January 15 – Titans release offensive coordinator Norm Chow of his duties.

January 17 – Titans hire Mike Heimerdinger as offensive coordinator.

February 10 – Albert Haynesworth, Kyle Vanden Bosch and Rob Bironas play in Pro Bowl.

February 15 – Sherman Smith accepts job as offensive coordinator with Washington Redskins.

February 20 – Titans use franchise tag on DT Albert Haynesworth.

February 27 – Titans agree to terms with WR Justin Gage to long-term contract.

March 3 – Titans sign former Falcons TE Alge Crumpler as an unrestricted free agent.

March 6 – Titans sign former Eagles DE Jevon Kearse as unrestricted free agent.

March 10 – Titans name Earnest Byner running backs coach.

March 10 – Titans sign former Colts G Jake Scott as an unrestricted free agent.

March 12 – Titans sign former Jets WR Justin McCareins as an unrestricted free agent.

March 18 – Titans sign former Falcons TE Dwayne Blakley as an unrestricted free agent.

March 27 – Veteran guard Benji Olson announces retirement after 10 NFL seasons.

April 5 – Titans unveil new logo to celebrate team's 10th anniversary.

April 5 – Titans sign former Raiders CB/KR Chris Carr as a restricted free agent.

April 17 – Titans hold press conference honoring retirement of former franchise QB Steve McNair.

April 26 – Titans select East Carolina RB Chris Johnson with first pick (24th overall) in NFL Draft.

April 26 – Titans trade CB Pacman Jones to Dallas Cowboys for fourth-round draft pick and additional considerations (resulted in 4th-round pick in 2009 from Titans to Cowboys).

July 25 – The Titans reach a one-year contract agreement with franchised free agent defensive tackle Albert Haynesworth.

September 7 – On the same day Titans owner K.S. "Bud" Adams, Jr. is added to the Titans/Oilers Hall of Fame, he unveils a Titans/Oilers Ring of Honor at LP Field during the season opener against Jacksonville. The initial members of the Ring of Honor include Adams, Elvin Bethea, George Blanda, Earl Campbell, Mike Holovak, Ken Houston, Mike Munchak, Jim Norton, Warren Moon and Bruce Matthews.

September 21 – Cornerback Cortland Finnegan sets a club record with a 99-yard INT return for a TD in an win against the Houston Texans.

September 28 – A 30-17 victory over the Minnesota Vikings at LP Field gives the Titans four consecutive wins to open the season for the first time in franchise history.

October 19 – In a 34-10 victory at Kansas City, the Titans set a franchise rushing record with 332 rushing yards, including 168 yards by Chris Johnson and 149 yards by LenDale White.

October 27 – At halftime of a Monday night game against the Colts at LP Field, the Titans induct Steve McNair, Eddie George and Frank Wycheck to the Titans/Oilers Hall of Fame and the Ring of Honor.

November 2 – On a day in which the Titans win

in overtime against the Green Bay Packers, the club celebrates its 100th consecutive sellout at LP Field, including every preseason, regular season and playoff game from the time the stadium opened in 1999.

November 16 – With a 24-14 win at Jacksonville, the Titans win their 10th consecutive game to open the 2008 season and their 13th

consecutive regular season game dating back to the last three regular season games of 2007.

November 27 – At Detroit on Thanksgiving, the Titans defeat the Lions 47-10, the team's seventh-highest margin of victory of all-time and Detroit's highest margin of defeat on Thanksgiving.

December 7 – The Titans clinch the AFC South title with a 28-9 victory over the Cleveland Browns at LP Field. It is the ninth division crown in club history.

December 16 – Six Titans are selected to the Pro Bowl – center Kevin Mawae, left tackle Michael Roos, running back Chris Johnson, defensive tackle Albert Haynesworth, safety Chris Hope and cornerback Cortland Finnegan. Additionally, quarterback Kerry Collins and safety Michael Griffin are named to the roster at a later date as alternates.

December 31 – The Titans defeat the Pittsburgh Steelers 31-14 to secure home-field advantage throughout the AFC Playoffs and tie the franchise record for most regular season wins (13).

2009

February 1 – Nancy Adams, co-owner, vice chairman of the board and wife of K.S. "Bud" Adams, Jr., passes away in Houston at the age of 84.

February 12 – Chuck Cecil is elevated from secondary coach to defensive coordinator, replacing Jim Schwartz, who was hired as head coach by the Detroit Lions.

February 27 – The Titans re-sign unrestricted free agent quarterback Kerry Collins.

April 1 – The Titans unveil a new logo to celebrate the club's 50th season, incorporating the Oilers' oil derrick logo with the fireball logo and the number 50.

March 2 – The Titans sign unrestricted free agent defensive tackle Jovan Haye from the Tampa Bay Buccaneers and unrestricted free agent wide receiver Nate Washington from the Pittsburgh Steelers.

April 25 – The Titans select Rutgers WR Kenny Britt with the 24th overall selection in the 2009 NFL Draft, the first of 11 Titans draft choices.



The Titans start the season with a franchise-best 10-0 record.

Front Office

Coaching Staff

Players

Rookies

2008 Season

Records

HISTORY

Playoff History

Sidelines

HOME/AWAY RECORDS

HOME RECORD

ROAD RECORD

<u>Year</u>	<u>W</u>	<u>L</u>	<u>T</u>	<u>Pct.</u>	<u>Year</u>	<u>W</u>	<u>L</u>	<u>T</u>	<u>Pct.</u>
1960	6	1	0	.857	1960	4	3	0	.571
1961	6	1	0	.857	1961	4	2	1	.643
1962	6	1	0	.857	1962	5	2	0	.714
1963	4	3	0	.571	1963	2	5	0	.286
1964	3	4	0	.429	1964	1	6	0	.143
1965	3	4	0	.429	1965	1	6	0	.143
1966	3	4	0	.429	1966	0	7	0	.000
1967	5	2	0	.714	1967	4	2	1	.643
1968	3	4	0	.429	1968	4	3	0	.571
1969	4	2	1	.643	1969	2	4	1	.357
1970	1	6	0	.143	1970	2	4	1	.357
1971	3	3	1	.500	1971	1	6	0	.143
1972	1	6	0	.143	1972	0	7	0	.000
1973	0	7	0	.000	1973	1	6	0	.143
1974	3	4	0	.429	1974	4	3	0	.571
1975	5	2	0	.714	1975	5	2	0	.714
1976	3	4	0	.429	1976	2	5	0	.286
1977	5	2	0	.714	1977	3	4	0	.429
1978	5	3	0	.625	1978	5	3	0	.625
1979	6	2	0	.750	1979	5	3	0	.625
1980	6	2	0	.750	1980	5	3	0	.625
1981	5	3	0	.625	1981	2	6	0	.250
1982	1	4	0	.200	1982	0	4	0	.000
1983	2	6	0	.250	1983	0	8	0	.000
1984	2	6	0	.250	1984	1	7	0	.125
1985	4	4	0	.500	1985	1	7	0	.125
1986	4	4	0	.500	1986	1	7	0	.125
1987	5	2	0	.714	1987	4	4	0	.500
1988	7	1	0	.875	1988	3	5	0	.375
1989	6	2	0	.750	1989	3	5	0	.375
1990	6	2	0	.750	1990	3	5	0	.375
1991	7	1	0	.875	1991	4	4	0	.500
1992	5	3	0	.625	1992	5	3	0	.625
1993	7	1	0	.875	1993	5	3	0	.625
1994	2	6	0	.250	1994	0	8	0	.000
1995	3	5	0	.375	1995	4	4	0	.500
1996	2	6	0	.250	1996	6	2	0	.750
1997	6	2	0	.750	1997	2	6	0	.250
1998	3	5	0	.375	1998	5	3	0	.625
1999	8	0	0	1.000	1999	5	3	0	.625
2000	7	1	0	.875	2000	6	2	0	.750
2001	3	5	0	.375	2001	4	4	0	.500
2002	6	2	0	.750	2002	5	3	0	.625
2003	7	1	0	.875	2003	5	3	0	.625
2004	2	6	0	.250	2004	3	5	0	.375
2005	3	5	0	.375	2005	1	7	0	.125
2006	4	4	0	.500	2006	4	4	0	.500
2007	5	3	0	.625	2007	5	3	0	.625
2008	7	1	0	.875	2008	6	2	0	.750

49-YEAR TOTALS

(Regular Season Only)

	<u>W</u>	<u>L</u>	<u>T</u>	<u>Pct.</u>
Home Games:	210	158	2	.571
Road Games:	153	213	4	.418
Totals:	363	371	6	.495

MONTH-BY-MONTH RECORDS

YEAR	AUG.	SEPT.	OCT.	NOV.	DEC.	JAN.	RECORD
1960	0-0	2-1	3-1	3-1	2-1	0-0	10-4
1961	0-0	1-1	2-2-1	4-0	3-0	0-0	10-3-1
1962	0-0	2-1	2-2	4-0	3-0	0-0	11-3
1963	0-0	2-2	3-1	1-2	0-3	0-0	6-8
1964	0-0	2-1	0-4	0-5	2-0	0-0	4-10
1965	0-0	2-1	2-2	0-4	0-3	0-0	4-10
1966	0-0	2-2	1-3	0-3	0-3	0-0	3-11
1967	0-0	1-2	3-0-1	2-1	3-1	0-0	9-4-1
1968	0-0	1-3	2-2	2-2	2-0	0-0	7-7
1969	0-0	2-1	2-2	1-2-2	1-1	0-0	6-6-2
1970	0-0	1-1	1-2-1	1-4	0-3	0-0	3-10-1
1971	0-0	0-2	1-3-1	0-4	3-0	0-0	4-9-1
1972	0-0	0-2	1-4	0-4	0-3	0-0	1-13
1973	0-0	0-3	0-4	1-3	0-3	0-0	1-13
1974	0-0	1-2	1-3	3-1	2-1	0-0	7-7
1975	0-0	2-0	3-1	2-3	3-0	0-0	10-4
1976	0-0	2-1	2-2	1-4	0-2	0-0	5-9
1977	0-0	2-0	1-4	3-1	2-1	0-0	8-6
1978	0-0	2-2	3-2	4-0	1-2	0-0	10-6
1979	0-0	4-1	2-2	4-0	1-2	0-0	11-5
1980	0-0	3-1	2-2	3-2	3-0	0-0	11-5
1981	0-0	2-2	2-2	1-4	2-1	0-0	7-9
1982	0-0	1-1	0-0	0-2	0-4	0-1	1-8
1983	0-0	0-4	0-5	1-3	1-2	0-0	2-14
1984	0-0	0-5	0-4	2-2	1-2	0-0	3-13
1985	0-0	1-3	2-2	2-2	0-4	0-0	5-11
1986	0-0	1-3	0-4	2-3	2-1	0-0	5-11
1987	0-0	1-1	3-1	2-3	3-1	0-0	9-6
1988	0-0	3-1	3-2	3-1	1-2	0-0	10-6
1989	0-0	1-2	3-2	3-1	2-2	0-0	9-7
1990	0-0	2-2	2-2	2-1	3-2	0-0	9-7
1991	0-0	3-1	4-0	2-2	2-2	0-0	11-5
1992	0-0	3-1	2-1	2-3	3-1	0-0	10-6
1993	0-0	1-3	2-1	4-0	4-0	1-0	12-4
1994	0-0	1-3	0-4	0-4	1-3	0-0	2-14
1995	0-0	2-2	1-3	2-2	2-2	0-0	7-9
1996	0-0	2-2	3-1	1-3	2-2	0-0	8-8
1997	1-0	0-3	3-1	3-2	1-2	0-0	8-8
1998	0-0	1-3	2-1	3-2	2-2	0-0	8-8
1999	0-0	3-0	3-1	3-1	3-1	1-0	13-3
2000	0-0	2-1	5-0	2-2	4-0	0-0	13-3
2001	0-0	0-2	2-2	2-2	3-2	0-1	7-9
2002	0-0	1-3	2-1	3-1	5-0	0-0	11-5
2003	0-0	3-1	3-1	3-0	3-2	0-0	12-4
2004	0-0	1-2	2-3	1-2	0-4	1-0	5-11
2005	0-0	1-2	1-4	1-2	1-3	0-1	4-12
2006	0-0	0-3	2-2	2-2	4-1	0-0	8-8
2007	0-0	2-1	3-1	1-3	4-1	0-0	10-6
2008	0-0	4-0	3-0	4-1	2-2	0-0	13-3
TOTALS	1-0	76-87	95-99-4	96-102-2	92-80	3-3	363-371-6

HOTTEST/COLDEST GAMES

Five Hottest Games

DATE	OPPONENT	SCORE	WEATHER
9/11/83	at L.A. Raiders	6-20 (L)	96°, clear
9/9/90	at Atlanta	27-47 (L)	94°, partly cloudy
10/7/62	BUFFALO	17-14 (W)	93°, showers
9/14/65	N.Y. JETS	27-21 (W)	93°, sunny
10/6/63	at Kansas City	7-28 (L)	92°, sunny

Five Coldest Games

DATE	OPPONENT	SCORE	WEATHER
*1/10/04	at New England	14-17 (L)	4°, clear
12/11/77	at Cleveland	19-15 (W)	7°, clear
12/17/89	at Cincinnati	7-61 (L)	7°, overcast
12/17/00	at Cleveland	24-0 (W)	7°, snowing
12/14/80	at Green Bay	22-3 (W)	20°, clear

* Playoff game

OVERTIME GAMES

Front Office

Coaching Staff

Playoffs

Rookies

2008 Season

Records

HISTORY

Playoff History

Sidelines

***December 23, 1962 - Dallas 20, at Houston 17:**

Texans win the toss but elect to kick. Each team gets three cracks at winning the game in the first overtime before K Tommy Brooker's championship-winning 25-yard field goal at 12:06 of the second OT.

October 30, 1977 - at Cincinnati 13, Houston 10:

Bengals win the toss. QB Ken Anderson's 17-yard completion to WR Billy Brooks is the long play prior to K Chris Bahr's winning 22-yard field goal at 5:51 of OT.

September 23, 1979 - Houston 30, at Cincinnati 27:

Oilers win the toss. On opening series, Bengals force Cliff Parsley punt. Cincinnati drives to Oilers' 14-yard line, but K Chris Bahr misses a 32-yard field goal attempt. Houston again has to punt on its ensuing series. The Oiler defense then forces a punt by the Bengals' Pat McNally. Houston takes over on the Cincinnati 42. RB Earl Campbell's 15-yard run is the long play prior to K Toni Fritsch's winning 29-yard field goal at 14:28 of OT.

October 28, 1979 - at Houston 27, N.Y. Jets 24:

Oilers win the toss. QB Dan Pastorini's 22-yard completion to FB Rob Carpenter is the long play as Oilers drive 58 yards. K Toni Fritsch kicks the winning 35-yard field goal at 5:10 of OT.

November 23, 1980 - at N.Y. Jets 31, Houston 28:

Jets win the toss. A personal foul on Houston's Guido Merkens on the kickoff gives New York possession at the Jets' 40-yard line. QB Richard Todd's 17-yard screen pass to RB Bobby Harper is the long play prior to K Pat Leahy's winning 38-yard field goal at 3:58 of OT.

September 4, 1983 - Green Bay 41, at Houston 38:

Packers win the toss. RB Eddie Lee Ivery's 12-yard run is the long play as Packers drive 59 yards. K Jan Stenerud kicks the winning 42-yard field goal at 5:55 of OT.

October 23, 1983 - Kansas City 13, at Houston 10:

Chiefs win the toss. QB Bill Kenney's 20-yard completion to WR Stephone Paige is the long play as Chiefs drive 60 yards. K Nick Lowery kicks the winning 41-yard field goal at 7:41 of OT.

October 30, 1983 - at Cleveland 25, Houston 19:

Oilers win the toss. Browns' defense forces a John James punt. Houston defense does the same to Cleveland as Jeff Gossett punts on ensuing series. Oiler QB Gifford Nielsen's pass is intercepted by Cleveland S Mike Whitwell and returned 15 yards to the Houston 20-yard line. On the next play, RB Boyce Green scores a touchdown on a 20-yard run at 6:34 of OT.

December 2, 1984 - at Houston 23, Pittsburgh 20:

Oilers win the toss. QB Warren Moon's 19-yard completion to WR Steve Bryant is the long play as Oilers drive 63 yards. K Joe Cooper kicks the winning 30-yard field goal at 5:53 of OT.

September 28, 1986 - Pittsburgh 22, at Houston 16:

Oilers win the toss. Steelers' defense forces a Lee Johnson punt that is returned 41 yards to the Oilers' 15-yard line by Pittsburgh's Rick Woods. Two plays later, RB Walter Abercrombie runs three yards for winning touchdown at 2:35 of OT.

November 30, 1986 - at Cleveland 13, Houston 10:

Oilers win the toss but elect to kickoff (18-25 MPH winds). Oilers' defense forces a Jeff Gossett punt. QB Oliver Luck, replacing an injured Warren Moon, leads the Oilers to the Cleveland 31-yard line, but then is intercepted by CB Frank Minnifield at the Browns' 21. Again Houston's defense puts the Browns in a punting situation. Once again, Minnifield picks off a Luck pass, returning it to the Oilers' 37. FB Kevin Mack's seven-yard run and QB Bernie Kosar's seven-yard pass to WR Brian Brennan are the long plays prior to K Mark Moseley's winning 29-yard field goal at 14:44 of OT.

****January 3, 1988 - at Houston 23, Seattle 20:**

Seahawks win the toss. Oilers' defense forces a Ruben Rodriguez punt. QB Warren Moon's 15-yard pass to WR Drew Hill is the long play as the Oilers drive 61 yards. K Tony Zendejas kicks the winning 42-yard field goal at 8:05 of OT.

September 4, 1988 - Houston 17, at Indianapolis 14:

Colts win the toss. On the opening series, QB Gary Hogeboom completes a screen pass to RB Eric Dickerson, but Oiler LB John Grimsley forces a fumble which is recovered by LB Robert Lyles on the Colts' 42-yard line. QB Cody Carlson, subbing for injured Warren Moon, completes a 21-yard pass to WR Ernest Givins for the long play prior to K Tony Zendejas' 35-yard field goal at 3:51 of OT.

September 24, 1989 - Buffalo 47, at Houston 41:

Oilers win the toss. Houston takes over on its own 19-yard line and advances to the Buffalo 20 thanks to QB Warren Moon's 32-yard completion to FB Alonzo Highsmith, plus a 17-yard run by Moon and an 11-yarder by Highsmith. K Tony Zendejas attempts a 37-yard field goal, but it is wide left. The Bills assume possession on their own 20 and move 80 yards in seven plays. A 21-yard QB Jim Kelly-to-TE Pete Metzelaars pass precedes the game-winning 28-yard TD catch by WR Andre Reed at 8:42 of OT.

****December 31, 1989 - Pittsburgh 26, at Houston 23:**

Steelers win the toss. Oilers' defense forces a Harry Newsome punt as Houston takes over on its own 45-yard line. Oiler RB Lorenzo White fumbles on the first play as CB Rod Woodson recovers for the Steelers on the Houston 46. RB Merrill Hoge's 11-yard run helps Pittsburgh advance to the Oiler 33 before Gary Anderson kicks a 50-yard field goal (his 4th of the game) to win the game at 3:26 of OT.

December 2, 1990 - at Seattle 13, Houston 10:

Seahawks win the toss. Oilers' defense forces a Rick Donnelly punt as Houston takes over on its own 23-yard line. Oiler WR Bernard Ford fumbles on the first play as LB David Wyman recovers for the Seahawks on the Houston 27. Seattle FB John L. Williams rushes

twice for a total of three yards before Norm Johnson kicks a 42-yard field goal to win the game at 4:25 of OT.

November 3, 1991 - at Washington 16, Houston 13: Redskins win the toss. Oilers' defense forces a Kelly Goodburn punt as Houston takes over on its own 31-yard line. Oiler QB Warren Moon is intercepted on the second play by CB Darrell Green with Washington taking over on Houston's 33. RB Earnest Byner carries three times for a total of nine yards before Chip Lohmiller kicks a 41-yard field goal to win the game at 4:01 of OT.

November 10, 1991 - at Houston 26, Dallas 23: Oilers win the toss. Cowboys' defense forces a Greg Montgomery punt as Dallas takes over on its own 24-yard line. The Cowboys move to the Oiler 24-yard line where they have a first down following a Houston holding penalty. Dallas RB Emmitt Smith gains seven yards but fumbles after a hit by LB Lamar Lathon, with Oiler S Bo Orlando recovering at the Houston 15. The Oilers then embark on an 11-play, 80-yard drive in which QB Warren Moon completes all seven of his passes for 70 yards. On second down, K Al Del Greco kicks a 23-yard field goal at 14:31 of OT.

September 20, 1992 - at Houston 23, Kansas City 20: Chiefs win the toss. On the third play of OT, Kansas City WR J.J. Birden fumbles after a hit by Houston CB Cris Dishman with DT Doug Smith recovering the ball at the Chief's 23-yard line. Oiler RB Lorenzo White runs once for two yards before K Al Del Greco boots the game-winning 39-yard field goal at 1:55 of OT.

****January 3, 1993 - at Buffalo 41, Houston 38:** Oilers win the toss. On third-and-three from Houston's 27-yard line, QB Warren Moon is intercepted by Buffalo CB Nate Odomes, who returns the ball to the Oiler 35. On the return, Houston WR Haywood Jeffires is penalized for a face mask infraction, which moves the ball to the Oilers' 20. After a pair of Kenneth Davis runs net six yards, K Steve Christie kicks a 32-yard field goal to win the game at 3:06 of OT.

November 6, 1994 - Pittsburgh 12, at Houston 9: Steelers win the toss. Both teams exchange five punts before the Oilers gain possession on their 12-yard line with 4:30 left in the extra period. On the first play from scrimmage, RB Gary Brown scoots up the middle for 8 yards before being hit by CB Rod Woodson. He fumbles and the Steelers take over at the Oilers 22-yard line. Two plays later, K Gary Anderson hits from 40 yards out for the winning score at 3:36 of OT.

October 8, 1995 - at Minnesota 23, Houston 17: Vikings win the toss. The Vikings move the ball to their 38-yard line but are forced to punt. Minnesota P Mike Saxton then pins the Oilers in at their 8-yard line with a 54-yard boot. On his third carry of overtime, RB Rodney Thomas scampers 27 yards to give the Oilers a first down at their 35. QB Will Furrer, who replaced Chris Chandler after he injured his shoulder while being sacked on the Oilers' last offensive series in the

fourth quarter, is intercepted on his second pass attempt by CB Dewayne Washington (25-yard return). RB Robert Smith takes his third consecutive carry of OT 20 yards for the winning score with 7:10 gone in the extra stanza.

October 6, 1996 - Houston 30, at Cincinnati 27: Bengals win the toss. The Bengals go three-and-out and are forced to punt, giving the Oilers the ball inside their own 20-yard line. On second down at the Oilers' 16-yard line, QB Chris Chandler connects with WR Willie Davis on a 37-yard pass to move into Cincinnati territory. Six plays later, K Al Del Greco hits from 49 yards out for the winning score at 4:22 of OT.

August 31, 1997 - at Tennessee 24, Oakland 21: Oilers win the toss. Oilers go three-and-out and are forced to punt, giving the Raiders the ball at their own 33-yard line. The Raiders also go three-and-out and punt the ball to the Oilers. Tennessee takes over the ball at its own 35-yard line. On second-and-eight, QB Steve McNair connects with Frank Wycheck for 21 yards to the Raiders 42-yard line. Again on second down, McNair finds Wycheck, this time for 10 yards to the Raiders 32-yard line. On the next play, McNair scrambles for an 11-yard gain. RB Eddie George gains six yards before Al Del Greco hits the game-winner from 33 yards away with 8:03 left on the clock in overtime. The win is the Oilers first since relocating to Tennessee from Houston.

September 7, 1997 - at Miami 16, Tennessee 13: Dolphins win the toss. The Oilers kick to Dolphin return man Irving Spikes, who returns the kickoff 48 yards to the Oilers 45-yard line. On second down, Dan Marino hits RB Bernie Parmalee for a 16-yard gain. Again on second down, Marino connects with Fred Barnett for a 9-yard gain. On the play, Oiler DB Tomur Barnes was flagged for an unnecessary roughness penalty which moved the ball to the Oilers 11-yard line. On the next play, Olindo Mare knocks home a 29-yard field goal with 12:45 remaining in overtime.

September 10, 2000 - at Tennessee 17, Kansas City 14: Titans win the toss. The Chiefs kick to Derrick Mason, who returns the kick 28 yards to the Tennessee 29-yard line. A face mask penalty moves the ball to the 34-yard line. On third-and-eight, QB Neil O'Donnell passes to Kevin Dyson for 27 yards. A 26-yard pass to Frank Wycheck on the next play is negated by a holding penalty. Eddie George then rushes 29 yards to the Kansas City 18-yard line. On the next play, Al Del Greco kicks a 36-yard field goal with 12:02 remaining in overtime.

October 14, 2001 - at Tennessee 31, Tampa Bay 28: Buccaneers win the toss. Tennessee's defense forces a punt. Tampa Bay kicks to Joe Walker, who returns the kick eight yards to Tampa Bay's 46. Steve McNair passes to Drew Bennett for 14 yards. Eddie George rushes for one yard. McNair pass is incomplete to Kevin Dyson. George rushes up middle for minus one yard. Joe Nedney kicks a 49-yard field goal with 13:08 remaining in overtime.

OVERTIME GAMES

Front Office

Coaching Staff

Playoffs

Rookies

2008 Season

Records

HISTORY

Playoff History

Sidelines

September 22, 2002 - at Tennessee 28, Cleveland 31: Browns win the toss. Joe Nedney kicks ball into end zone for touchback. Jamel White rushes for six yards to Cleveland 26. Tim Couch passes to Jamel White for -1 yard to Cleveland 25. Couch passes for 10 yards to Quincy Morgan to Cleveland 35. White rushes off-tackle for 12 yards to Cleveland 47. Couch passes to Andre Davis for 31 yards to Tennessee 22. White rushes off tackle for five yards, then off left guard for two yards to Tennessee 15. Phil Dawson kicks a 33-yard field goal with 10:51 remaining in overtime.

December 1, 2002 - Tennessee 32 at N.Y. Giants 29: Giants win toss. Joe Nedney kicks off to Delvin Joyce, who returns the kickoff 38 yards to the New York 40. Kerry Collins passes to Ron Dixon for 14 yards to Tennessee 46. Tiki Barber rushes around the left side for two yards to Tennessee 44. Collins passes for 12 yards to Tennessee 32, but offensive pass interference is called on Amani Toomer, placing ball at New York 46. Collins passes incomplete to Barber. Collins sacked by Carlos Hall at New York 46. Matt Allen punts 34 yards to Tennessee 20. Steve McNair passes for 12 yards to Drew Bennett to Tennessee 32. McNair passes incomplete to Derrick Mason. McNair passes 23 yards to John Simon to New York 45. McNair passes 12 yards to Mason to New York 33. Robert Holcombe runs off right guard for 14 yards to New York 19. Holcombe rushes off left guard for minus 1 yard. Joe Nedney kicks 38-yard field goal with 10:00 remaining in overtime.

*****January 11, 2003 - at Tennessee 34, Pittsburgh 31:** Titans win the toss. Jeff Reed kicks off to John Simon, who returns kickoff 21 yards to Tennessee 31. Steve McNair passes incomplete to Robert Holcombe. McNair passes for 31 yards to Justin McCareins to Pittsburgh 38. McNair passes for 22 yards to Justin McCareins to Pittsburgh 16. Holcombe rushes up the middle for three yards to Pittsburgh 13. Joe Nedney connects on 31-yard field goal, but Pittsburgh calls timeout just before ball is snapped, so play does not count. Nedney then misses 31-yard field goal wide-right, but Dewayne Washington is flagged for roughing the kicker. Nedney makes good on 26-yard field goal with 12:49 remaining in overtime.

November 14, 2004 - at Tennessee 17, Chicago 19: Bears win the toss and control the ball at their own 26-yard line. They advance to the Chicago 48 before punting to the Tennessee 9. Billy Volek, who started at quarterback for an injured Steve McNair (sternum), throws an incomplete pass and then is sacked for a four-yard loss. On third down, Volek is sacked in the end zone by Adefawale Ogunleye and fumbles. The ball is recovered in the end zone by Titans right tackle Fred Miller, who is tackled in the end zone for a safety. It is the first overtime game to end in a safety since Nov. 5, 1989, when Minnesota beat the L.A. Rams, 23-21.

December 10, 2006 - Tennessee 26 at Houston 20: Titans win the toss. Kris Brown kicks off to Pacman Jones, who returns it 36 yards to Tennessee's 43. Travis Henry rushes for one yard to Tennessee 44. Vince Young passes incomplete to Drew Bennett, but

Houston is penalized for defensive holding, giving Titans a first down at the Tennessee 49. Chris Brown rushes up the middle for 16 yards to Houston's 35-yard line. Chris Brown is stopped for no gain, but Tennessee is penalized for offensive holding, moving ball to Houston's 45. Chris Brown rushes for five yards to Houston's 40. Vince Young passes to Ahmad Hall for one yard to Houston's 39. On 3rd-and-14, Vince Young drops back, then scrambles up the middle 39 yards for the game-winning touchdown with 11:24 remaining in overtime.

December 9, 2007 - Tennessee 17, San Diego 23: Chargers win the toss. Rob Bironas kicks off into end zone for touchback. Chargers drive to their own 47-yard line. M. Scifres punts 51 yards to Tennessee 2. LenDale White carries for 3 and 5 yards, but an incomplete on third down forces a punt. Craig Hentrich punts 57 yards to San Diego 38. After consecutive Tomlinson carries, Rivers passes for 11 yards to Antonio Gates to Tennessee 31. Tomlinson runs three yards to Tennessee 28. Rivers passes for 12 yards to Vincent Jackson to Tennessee 16. Tomlinson runs for game-winning 16-yard touchdown with 7:35 remaining in overtime.

November 2, 2008 - at Tennessee 19, Green Bay 16: Tennessee wins the toss. Mason Crosby kicks off to Chris Carr, who returns the kickoff 23 yards to the Tennessee 22. On third-and-six from the Tennessee 26, Kerry Collins passes to Chris Johnson for 16 yards. Johnson then gains 14 yards on a carry. On third-and-four from the Green Bay 38, LenDale White rushes for seven yards. After consecutive rushes by Johnson of five and three yards to the Green Bay 23, Rob Bironas kicks a game-winning 41-yard field goal on third down.

*** AFL Championship Game**

**** Wild Card Playoff Game**

***** AFC Divisional Playoff Game**

TOTALS—Won/Loss Record: 15-19 (10-10 home, 5-9 road)
Coin Toss Record: 14-20 (9-11 home, 5-9 road)

TITANS WON-LOSS RECORD (Regular Season)

vs. AFC Teams:	290-299-5 Home: 175-125-1; Away: 115-174-4
vs. AFC South Teams:	25-17-0 Home: 12-9-0; Away: 13-8-0
vs. AFC North/Central Teams:	110-117-1 Home: 60-54-1; Away: 50-63
vs. AFC East Teams:	80-74-2 Home: 47-27; Away: 33-47-2
vs. AFC West Teams:	75-91-2 Home: 52-36; Away: 23-55-2
vs. NFC Teams:	73-72-1 Home: 39-34-1; Away: 34-38
vs. NFC South Teams:	7-1-0 Home: 4-0-0; Away: 3-1-0
vs. NFC North/Central Teams:	28-20 Home: 16-9; Away: 12-11
vs. NFC East Teams:	21-26 Home: 10-13; Away: 11-13
vs. NFC West Teams:	17-25-1 Home: 9-12-1; Away: 8-13
Monday Night Football:	18-16 Home: 12-8; Away: 6-8
Week After MNF:	14-20 (Home: 9-8; Away: 5-12)
Sunday Night Football:	11-8 (ESPN 8-6; TNT 2-2; NBC 1-0) Home: 8-3; Away: 3-5
Thursday Night Football:	3-2 (ABC 2-0; ESPN 1-1; TNT 0-1) Home: 3-1; Away: 0-1
Saturday Night Football:	1-2 (ABC 1-0, ESPN 0-2) Home: 0-2; Away 1-0
Overtime:	14-16 Home: 9-8; Away 5-8
Season Openers:	26-23 Home: 14-9; Away: 12-14
Domes:	132-126-2 Astrodome (Houston): 113-103-2 Edward Jones Dome (St. Louis): 0-1 Ford Field (Detroit): (1-0) Georgia Dome (Atlanta): 2-0 Kingdome (Seattle): 1-6 Lucas Oil Stadium (Indianapolis): 0-1 Metrodome (Minneapolis): 1-5 Reliant Stadium (closed) (Houston): 3-0 RCA Dome (Indianapolis): 4-7 Silverdome (Detroit): 2-1 Superdome (New Orleans): 5-2

Front Office

Coaching Staff

Players

Rookies

2008 Season

Records

HISTORY

Playoff History

Sidelines

2008 ATTENDANCE

Front Office

Coaching Staff

Players

Rookies

2008 Season

Records

HISTORY

Playoff History

Sidelines

PRESEASON

Home

St.Louis Rams	69,143
Oakland Raiders	69,143
Total:	138,286

Away

@ Atlanta Falcons	47,318
@ Green Bay Packers	69,744
Total:	117,062

REGULAR SEASON

Home

Jacksonville Jaguars	69,143
Houston Texans	69,143
Minnesota Vikings	69,143
Indianapolis Colts	69,143
Green Bay Packers	69,143
New York Jets	69,143
Cleveland Browns	69,143
Pittsburgh Steelers	69,143
Regular Season Total:	553,144
Regular Season Average:	69,143
Divisional vs Baltimore:	69,143

Away

@ Cincinnati Bengals	64,540
@ Baltimore Ravens	71,131
@ Kansas City Chiefs	74,200
@ Chicago Bears	62,124
@ Jacksonville Jaguars	65,258
@ Detroit Lions	60,112
@ Houston Texans	70,831
@ Indianapolis Colts	66,721
Regular Season Total:	534,917
Regular Season Average:	66,865

Total Attendance (21 games) – 1,412,552Average – 67,264
Regular Season Total (16 games) – 1,088,061Average – 68,003
Home Game Totals (11 games) – 760,573Average – 69,143

ATTENDANCE RECORDS

Regular Season

1,098,921 (2007 – 16 games)
1,097,073 (2006 – 16 games)
1,097,039 (2000 – 16 games)
1,089,472 (2001 – 16 games)
1,088,061 (2008 – 16 games)
1,087,279 (2003 – 16 games)
1,059,178 (2005 – 16 games)
1,051,730 (2004 – 16 games)
1,050,989 (2002 – 16 games)
1,017,727 (1999 – 16 games)

Away Game

88,550 (at Washington, 2006)

Post-season Game

80,023 (at Buffalo, 1989)

Largest LP Field Attendance

69,149 – eight games in 2005

Largest Vanderbilt Stadium Attendance

41,121 (vs. Minnesota, 1998)

Largest Liberty Bowl Att. (Memphis)

50,677 (vs. Pittsburgh, 1997)

Largest Astrodome Att. (Houston)

64,934 (vs. Pittsburgh, 1992)
64,184 (vs. Kansas City, 1994)**

Largest Rice Stadium Att. (Houston)

52,580 (vs. N.Y. Jets, 1965)
36,375 (vs. Oakland, 1967)

Largest Jeppesen Stadium Att. (Houston)

37,981 (vs. Dallas Texans, 1962)***
37,854 (vs. San Diego, 1961)

*AFC Wild Card Game

**AFC Divisional Playoff

***AFL Championship Game

Home Regular Season

553,192 (2005 – 8 games)
553,144 (2008 – 8 games)
553,144 (2007 – 8 games)
553,144 (2006 – 8 games)
551,210 (2004 – 8 games)
550,472 (2003 – 8 games)
550,437 (2002 – 8 games)
550,393 (2001 – 8 games)
547,524 (2000 – 8 games)
528,890 (1999 – 8 games)
482,726 (1991 – 8 games)
479,428 (1992 – 8 games)

Regular Season Home Game

69,149 – eight games in 2005

ALL-TIME ATTENDANCE (REGULAR SEASON)

<i>Yearly Totals</i>				<i>Home Totals</i>				<i>Away Totals</i>			
Yr	Att	Games	Avg.	Yr	Att	Games	Avg.	Yr	Att	Games	Avg.
1960	272,940	14	19,496	1960	140,136	7	20,019	1960	132,804	7	18,972
1961	316,379	14	22,599	1961	195,024	7	27,861	1961	121,355	7	17,336
1962	295,108	14	21,079	1962	200,285	7	28,612	1962	94,823	7	13,546
1963	337,235	14	24,088	1963	163,372	7	23,339	1963	173,863	7	24,838
1964	327,284	14	23,377	1964	141,777	7	20,254	1964	185,507	7	26,501
1965	450,249	14	32,161	1965	240,857	7	34,408	1965	209,392	7	29,913
1966	411,555	14	29,397	1966	177,896	7	25,414	1966	233,659	7	33,380
1967	447,385	14	31,956	1967	185,129	7	26,447	1967	262,256	7	37,465
1968	569,255	14	40,661	1968	283,383	7	40,483	1968	285,872	7	40,839
1969	599,862	14	42,847	1969	309,420	7	44,203	1969	290,442	7	41,492
1970	659,432	14	47,102	1970	294,425	7	42,061	1970	365,007	7	52,144
1971	658,611	14	47,044	1971	289,954	7	41,422	1971	368,657	7	52,665
1972	684,790	14	48,914	1972	285,851	7	40,836	1972	398,939	7	56,991
1973	593,244	14	42,375	1973	219,386	7	31,341	1973	373,858	7	53,408
1974	614,609	14	43,901	1974	237,403	7	33,915	1974	377,206	7	53,887
1975	718,775	14	51,341	1975	336,458	7	48,065	1975	382,317	7	54,617
1976	713,217	14	50,944	1976	331,895	7	47,414	1976	381,322	7	54,475
1977	721,334	14	51,524	1977	345,820	7	49,403	1977	375,514	7	53,645
1978	872,727	16	54,545	1978	411,652	8	51,457	1978	461,075	8	57,634
1979	855,514	16	53,470	1979	396,580	8	49,573	1979	458,934	8	57,367
1980	898,625	16	56,164	1980	398,699	8	49,837	1980	499,926	8	62,491
1981	845,112	16	52,280	1981	355,259	8	44,407	1981	489,853	8	61,232
1982	402,513	9	44,724	1982	200,340	5	40,068	1982	202,173	4	50,543
1983	707,215	16	44,201	1983	321,440	8	40,180	1983	385,775	8	48,222
1984	707,644	16	44,228	1984	323,533	8	40,442	1984	384,111	8	48,014
1985	734,041	16	45,878	1985	329,445	8	41,181	1985	404,596	8	50,575
1986	693,294	16	43,331	1986	303,786	8	37,973	1986	389,508	8	48,689
1987	685,703	15	45,714	1987	259,875	7	37,125	1987	425,828	8	53,229
1988	845,396	16	52,838	1988	365,981	8	45,748	1988	479,415	8	59,927
1989	889,424	16	55,589	1989	451,027	8	56,378	1989	438,397	8	54,800
1990	917,819	16	57,364	1990	449,275	8	56,159	1990	468,544	8	58,568
1991	921,346	16	57,584	1991	482,726	8	60,341	1991	438,620	8	54,828
1992	965,366	16	60,335	1992	479,428	8	59,928	1992	485,938	8	60,743
1993	944,071	16	59,004	1993	452,522	8	56,565	1993	491,549	8	61,444
1994	822,738	16	51,421	1994	353,514	8	44,189	1994	469,224	8	58,653
1995	764,253	16	47,766	1995	288,860	8	36,108	1995	475,393	8	59,424
1996	604,633	16	37,790	1996	254,600	8	31,825	1996	350,033	8	43,754
1997	683,765	16	42,735	1997	224,757	8	28,095	1997	459,008	8	57,376
1998	791,806	16	49,487	1998	299,555	8	37,444	1998	492,251	8	61,531
1999	1,017,727	16	63,608	1999	528,890	8	66,111	1999	488,837	8	61,105
2000	1,097,039	16	68,565	2000	547,524	8	68,441	2000	549,515	8	68,689
2001	1,089,472	16	68,092	2001	550,393	8	68,799	2001	539,079	8	67,385
2002	1,050,989	16	65,687	2002	550,437	8	68,805	2002	500,552	8	62,569
2003	1,087,279	16	67,955	2003	550,472	8	68,809	2003	536,807	8	67,101
2004	1,051,730	16	65,733	2004	551,210	8	68,901	2004	500,520	8	62,565
2005	1,059,178	16	66,199	2005	553,192	8	69,149	2005	505,986	8	63,248
2006	1,097,073	16	68,567	2006	553,144	8	69,143	2006	543,929	8	67,991
2007	1,098,921	16	68,683	2007	553,144	8	69,143	2007	545,777	8	68,222
2008	1,088,061	16	68,004	2008	553,144	8	69,143	2008	534,917	8	66,865
Totals	36,687,738	740	49,578	Totals	17,372,875	370	46,954	Totals	19,408,863	370	52,456

Front Office

Coaching Staff

Players

Rookies

2008 Season

Records

HISTORY

Playoff History

Sidelines

PRIMETIME RESULTS

Front Office

Coaching Staff

Playoffs

Rookies

2008 Season

Records

HISTORY

Playoff History

Sidelines

YR	DATE	OPPONENT	SCORE	W/L
1970	Mon., Dec. 7	CLEVELAND (ABC)	10-21	L
1972	Mon., Oct. 9	OAKLAND (ABC)	0-34	L
1975	Mon., Nov. 24	PITTSBURGH (ABC)	9-32	L
1976	Mon., Nov. 1	at Baltimore (ABC)	14-38	L
1978	Mon., Oct. 23	at Pittsburgh (ABC)	24-17	W
1978	Mon., Nov. 20	MIAMI (ABC)	35-30	W
1979	Mon., Nov. 5	at Miami (ABC)	9-6	W
1979	Mon., Dec. 10	PITTSBURGH (ABC)	20-17	W
1980	Mon., Sept. 15	at Cleveland (ABC)	16-7	W
1980	Mon., Nov. 10	NEW ENGLAND (ABC)	38-34	W
1980	Thur., Dec. 4	PITTSBURGH (ABC)	6-0	W
1981	Mon., Oct. 26	at Pittsburgh (ABC)	13-26	L
1981	Thur., Dec. 3	CLEVELAND (ABC)	17-13	W
1982	Mon., Dec. 13	DALLAS (ABC)	7-37	L
1988	Sun., Oct. 30	WASHINGTON (ESPN)	41-17	W
1988	Mon., Nov. 7	CLEVELAND (ABC)	24-17	W
1988	Sun., Dec. 4	PITTSBURGH (ESPN)	34-37	L
1989	Mon., Nov. 13	CINCINNATI (ABC)	26-24	W
1989	Sat., Dec. 23	CLEVELAND (ESPN)	20-24	L
1990	Sun., Sept. 16	at Pittsburgh (TNT)	9-20	L
1990	Mon., Nov. 26	BUFFALO (ABC)	27-24	W
1990	Sun., Dec. 30	PITTSBURGH (ESPN)	34-14	W
1991	Sun., Sept. 8	at Cincinnati (TNT)	30-7	W
1991	Mon., Sept. 16	KANSAS CITY (ABC)	17-7	W
1991	Sun., Nov. 17	CLEVELAND (ESPN)	28-24	W
1991	Mon., Dec. 2	PHILADELPHIA (ABC)	6-13	L
1992	Mon., Dec. 7	CHICAGO (ABC)	24-7	W
1992	Sun., Dec. 13	GREEN BAY (ESPN)	14-16	L
1992	Sun., Dec. 27	BUFFALO (ESPN)	27-3	W
1993	Sun., Sept. 5	at New Orleans (TNT)	21-33	L
1993	Mon., Oct. 11	at Buffalo (ABC)	7-35	L
1993	Sun., Nov. 28	PITTSBURGH (ESPN)	23-3	W
1994	Sun., Jan. 2	N.Y. JETS (ESPN)	24-0	W
1994	Mon., Oct. 3	at Pittsburgh (ABC)	14-30	L
1994	Thurs., Oct. 13	CLEVELAND (TNT)	8-11	L
1994	Mon., Oct. 24	at Philadelphia (ABC)	6-21	L
1994	Mon., Nov. 21	N.Y. GIANTS (ABC)	10-13	L
1995	Sun., Nov. 19	at Kansas City (ESPN)	13-20	L
1996	Sun., Oct. 6	at Cincinnati (TNT)	30-27	W*
1997	Thurs., Dec. 4	at Cincinnati (ESPN)	14-41	L
1998	Sun., Nov. 8	at Tampa Bay (ESPN)	31-22	W
1999	Sun., Nov. 7	at Miami (ESPN)	0-17	L
1999	Thurs., Dec. 9	OAKLAND (ESPN)	21-14	W
2000	Sun., Sept. 3	at Buffalo (ESPN)	13-16	L
2000	Mon., Oct. 16	JACKSONVILLE (ABC)	27-13	W
2000	Mon., Oct. 30	at Washington (ABC)	27-21	W
2000	Mon., Dec. 25	DALLAS (ABC)	31-0	W
2001	Sun., Sept. 9	MIAMI (ESPN)	23-31	L
2001	Mon., Oct. 29	at Pittsburgh (ABC)	7-34	L
2001	Mon., Nov. 12	BALTIMORE (ABC)	10-16	L
2001	Sat., Dec. 22	at Oakland (ABC)	13-10	W
2002	Mon., Dec. 16	NEW ENGLAND (ABC)	24-7	W
2003	Sun., Sept. 7	OAKLAND (ESPN)	25-20	W
2003	Mon., Dec. 1	at New York Jets (ABC)	17-24	L
2004	Mon., Oct. 11	at Green Bay (ABC)	48-27	W
2004	Mon., Dec. 13	KANSAS CITY (ABC)	38-49	L
2004	Sat., Dec. 25	DENVER (ESPN)	16-37	L
2007	Mon., Sept. 24	at New Orleans (ESPN)	31-14	W
2007	Mon., Nov. 19	at Denver (ESPN)	20-34	L
2007	Sun., Dec. 30	at Indianapolis (NBC)	16-10	W
2008	Mon., Oct. 27	INDIANAPOLIS (ESPN)	31-21	W

MONDAY NIGHT FOOTBALL (18-16)

YR	DATE	OPPONENT	SCORE	W/L
1970	Dec. 7	CLEVELAND (ABC)	10-21	L
1972	Oct. 9	OAKLAND (ABC)	0-34	L
1975	Nov. 24	PITTSBURGH (ABC)	9-32	L
1976	Nov. 1	at Baltimore (ABC)	14-38	L
1978	Oct. 23	at Pittsburgh (ABC)	24-17	W
1978	Nov. 20	MIAMI (ABC)	35-30	W
1979	Nov. 5	at Miami (ABC)	9-6	W
1979	Dec. 10	PITTSBURGH (ABC)	20-17	W
1980	Sept. 15	at Cleveland (ABC)	16-7	W
1980	Nov. 10	NEW ENGLAND (ABC)	38-34	W
1981	Oct. 26	at Pittsburgh (ABC)	13-26	L
1982	Dec. 13	DALLAS (ABC)	7-37	L
1988	Nov. 7	CLEVELAND (ABC)	24-17	W
1989	Nov. 13	CINCINNATI (ABC)	26-24	W
1990	Nov. 26	BUFFALO (ABC)	27-24	W
1991	Sept. 16	KANSAS CITY (ABC)	17-7	W
1991	Dec. 2	PHILADELPHIA (ABC)	6-13	L
1992	Dec. 7	CHICAGO (ABC)	24-7	W
1993	Oct. 11	at Buffalo (ABC)	7-35	L
1994	Oct. 3	at Pittsburgh (ABC)	14-30	L
1994	Oct. 24	at Philadelphia (ABC)	6-21	L
1994	Nov. 21	N.Y. GIANTS (ABC)	10-13	L
2000	Oct. 16	JACKSONVILLE (ABC)	27-13	W
2000	Oct. 30	at Washington (ABC)	27-21	W
2000	Dec. 25	DALLAS (ABC)	31-0	W
2001	Oct. 29	at Pittsburgh (ABC)	7-34	L
2001	Nov. 12	BALTIMORE (ABC)	10-16	L
2002	Dec. 16	NEW ENGLAND (ABC)	24-7	W
2003	Dec. 1	at New York Jets (ABC)	17-24	L
2004	Oct. 11	at Green Bay (ABC)	48-27	W
2004	Dec. 13	KANSAS CITY (ABC)	38-49	L
2007	Sept. 24	at New Orleans (ESPN)	31-14	W
2007	Nov. 19	at Denver (ESPN)	20-34	L
2008	Oct. 27	INDIANAPOLIS	31-21	W

SATURDAY NIGHT GAMES (1-2)

1989	Dec. 23	CLEVELAND (ESPN)	20-24	L
2001	Dec. 22	at Oakland (ABC)	13-10	W
2004	Dec. 25	DENVER (ESPN)	16-37	L

SUNDAY NIGHT GAMES (11-8)

1988	Oct. 30	WASHINGTON (ESPN)	41-17	W
1988	Dec. 4	PITTSBURGH (ESPN)	34-37	L
1990	Sept. 16	at Pittsburgh (TNT)	9-20	L
1990	Dec. 30	PITTSBURGH (ESPN)	34-14	W
1991	Sept. 8	at Cincinnati (TNT)	30-7	W
1991	Nov. 17	CLEVELAND (ESPN)	28-24	W
1992	Dec. 13	GREEN BAY (ESPN)	14-16	L
1992	Dec. 27	BUFFALO (ESPN)	27-3	W
1993	Sept. 5	at New Orleans (TNT)	21-33	L
1993	Nov. 28	PITTSBURGH (ESPN)	23-3	W
1994	Jan. 2	N.Y. JETS (ESPN)	24-0	W
1995	Nov. 19	at Kansas City (ESPN)	13-20	L
1996	Oct. 6	at Cincinnati (TNT)	30-27	W*
1998	Nov. 8	at Tampa Bay (ESPN)	31-22	W
1999	Nov. 7	at Miami (ESPN)	0-17	L
2000	Sept. 3	at Buffalo (ESPN)	13-16	L
2001	Sept. 9	MIAMI (ESPN)	23-31	L
2003	Sept. 7	OAKLAND (ESPN)	25-20	W
2007	Dec. 30	at Indianapolis (NBC)	16-10	W

THURSDAY NIGHT GAMES (3-2)

1980	Dec. 4	PITTSBURGH (ABC)	6-0	W
1981	Dec. 3	CLEVELAND (ABC)	17-13	W
1994	Oct. 13	CLEVELAND (TNT)	8-11	L
1997	Dec. 4	at Cincinnati (ESPN)	14-41	L
1999	Dec. 9	OAKLAND (ESPN)	21-14	W

TOTALS:	18-16	Monday Night (12-8 home, 6-8 road)
	3-2	Thursday Night (3-1 home, 0-1 road)
	1-2	Saturday Night (0-2 home, 1-0 road)
	11-8	Sunday Night (8-3 home, 3-5 road)
		* Overtime