

OREGON

# STATE



## RECORDS

2006-07 WOMEN'S BASKETBALL

# RECORDS

## 1976-77 (5-20)

### HEAD COACH: MARY COVINGTON

Date	Opponent	W-L	Score	Att.
D4	at Alaska-Fairbanks	L	54-79	
D5	at Alaska-Fairbanks	L	62-83	
D6	at Alaska-Anchorage	L	52-57	
D7	at Alaska-Anchorage	W	63-53	
D11	at UCLA	L	35-125	
D12	at USC	L	54-86	
D17	Australia	L	24-92	
J7	at Washington	L	37-73	
J8	at Western Washington	L	45-58	
J10	Portland State	L	38-79	
J15	Western Washington	L	51-57	
J17	Alaska-Fairbanks	L	42-55	
J19	at Oregon	L	55-57	
J22	at Washington State	L	35-47	
J28	at Eastern Washington	L	58-60	
J29	at Central Washington	L	33-40	
J31	at Oregon College	L	59-65	
F4	Southern Oregon	W	71-45	
F11	vs. Simon Fraser #	W	55-50	
F12	vs. Montana #	W	42-40	
F18	at Southern Oregon	W	66-49	
F19	Oregon	L	43-46	
F24	Oregon College	L	45-61	
M3	vs. Southern Oregon \$	L	49-54	
M4	vs. Seattle Pacific \$	L	50-60	

# - at Portland

\$ - Area Qualifying Tournament (Portland, OR)

## 1977-78 (10-10)

### HEAD COACH: MARY COVINGTON

Date	Opponent	W-L	Score	Att.
	Humboldt State	W	69-53	
	at Alaska-Anchorage	W	59-60 (f)	
	at Alaska-Anchorage	W	47-46	
	at Alaska-Fairbanks	W	73-63	
J6	Southern Oregon	W	68-64	
J13	at Western Washington	L	62-73	150
J14	at Washington	L	35-81	250
J19	Oregon College	W	62-57	
J21	at Oregon	L	48-67	
J27	Portland State	L	57-61	
	Alaska-Fairbanks	W	79-68	
	at Washington State	L	58-84	
	at Boise State	L	60-70	
F10	Washington	L	38-82	
F11	Western Washington	L	45-50	
F15	at Portland State	L	66-67	
F20	at Southern Oregon	W	53-51	
F24	Oregon	L	58-59	
M2	Montana State	W	62-56	
M3	Montana	W	58-41	

(f) - won by forfeit

## 1978-79 (15-7)

### HEAD COACH: AKI HILL

Date	Opponent	W-L	Score	Att.
D2	Alaska-Anchorage	W	74-45	
D4	Alaska-Anchorage	W	85-38	
D15	Oregon College	W	71-42	75
J4	Western Washington	W	62-56	60
J6	Washington	W	77-57	
J9	at Oregon College	W	76-75	
J12	Boise State	W	91-59	
J13	Washington State	L	65-71	200
J19	Oregon	L	57-69	650
J26	Portland State	W	76-64	
J27	Seattle	L	55-61	350

Date	Opponent	W-L	Score	Att.
F2	at Montana State	W	60-54	
F3	at Montana	W	75-56	
F16	at Western Washington	W	72-68	
F17	at Washington	L	56-77	
M2	at Portland State	W	56-55	
M3	at Oregon	L	65-78	4,937
M8	vs. Montana State #	W	76-73	95
M9	vs. Washington State #	W	71-62	125
M10	vs. Oregon #	W	75-68	120
M16	vs. UCLA	L	70-105	1,759
M17	vs. Brigham Young	L	68-74	

## 1979-80 (23-8)

### HEAD COACH: AKI HILL

Date	Opponent	W-L	Score	Att.
N29	vs. Pepperdine @	L	59-74	150
N30	vs. California @	L	60-74	300
D1	vs. Montana State @	W	86-72	100
D7	San Francisco	L	67-73	
D8	San Jose State	W	74-72	
D18	vs. UCLA #	L	76-77	
D19	vs. Portland State #	W	93-47	531
D20	vs. Oregon #	L	69-79	1,150
D28	at USC	W	65-57	
D29	at Cal St.-Fullerton	W	83-62	200
D31	at UC-Irvine	W	83-48	75
J5	at Hawaii	W	79-43	
J11	at Washington *	W	87-61	300
J12	at Seattle *	W	95-65	
J18	at Oregon *	L	58-74	1,967
J24	at Washington State *	W	75-55	250
J25	at Eastern Washington *	W	79-35	500
J31	Montana State *	W	97-72	
F2	Montana *	W	82-62	
F7	Alaska-Anchorage *	W	114-54	
F8	Alaska-Anchorage *	W	98-52	500
F12	Portland State *	W	67-53	200
F15	Seattle *	W	90-77	275
F16	Washington *	W	75-49	225
F23	Boise State *	W	83-65	
F27	Portland State *	W	57-48	100
F29	Oregon *	L	57-82	
M4	Seattle *	L	60-61	100
M20	vs. Mississippi College %	W	79-72	
M21	vs. Drake %	W	78-63	
M22	vs. North Carolina %	W	71-62	

@ - Cal Invitational (Berkeley, CA)

# - Giusti Tournament (Portland, OR)

\* - NWBL game

% - National Women's Invitational Tournament

## 1980-81 (22-6)

### HEAD COACH: AKI HILL

Date	Opponent	W-L	Score	Att.
N28	Amarillo College @	W	105-68	
N29	at Utah State @	W	101-77	
D1	at Utah	L	77-81	
D4	vs. Colorado State #	W	96-71	
D5	vs. Nebraska #	W	84-71	
D6	vs. California #	W	82-78	
D16	vs. Brigham Young \$	W	95-65	
D17	vs. Oregon \$	L	71-72	
D18	vs. Texas \$	L	65-72	
J2	Seattle	W	85-53	
J3	Victoria	W	68-56	
J8	at Portland State *	W	99-52	
J9	Boise State *	W	82-54	
J16	Oregon *	L	64-73	2,487
J24	at Washington *	W	89-65	

Date	Opponent	W-L	Score	Att.
J31	Simon Fraser	W	80-41	
F5	at Montana State *	W	74-65	200
F7	at Montana *	W	77-69	800
F11	at Oregon *	L	66-80	3,740
F14	Stanford	W	78-53	
F19	Eastern Washington *	W	90-38	
F21	Washington State *	W	75-59	
F26	Washington *	W	94-61	
M4	Portland State *	W	105-54	
M10	vs. Washington State ^	W	86-46	
M13	vs. Montana ^	W	72-54	
M14	vs. Oregon ^	W	61-54	
M18	vs. UCLA &	L	65-72	501

@ - Utah State Tournament (Logan, UT)

# - Cal Tournament (Berkeley, CA)

\$ - Giusti Tournament (Portland, OR)

\* - NWBL game

^ - Region IX tournament

& - Nationals

## 1981-82 (20-8)

### HEAD COACH: AKI HILL

Date	Opponent	W-L	Score	Att.
N26	vs. Wayland Baptist @	W	77-69	
N27	vs. Kansas @	L	55-70	500
N28	vs. Stephen F. Austin @	W	75-70	1,073
N30	at Texas	L	72-84	1,400
D11	Utah	W	88-68	400
D16	vs. California #	W	77-59	
D17	vs. Oregon #	L	48-65	1,822
D18	vs. Tennessee #	L	62-73	
D20	at Washington *	W	80-71	
D30	at San Jose State (2OT)	W	80-79	
J1	vs. Hawaii \$	W	103-64	
J2	vs. San Francisco \$	W	88-53	
J3	Drake	W	59-49	
J8	Portland State	W	117-58	250
J9	Pacific Christian College	W	98-47	
J15	at Oregon *	L	60-63	1,908
J22	vs. California %	L	71-75	1,000
J23	vs. UNLV %	W	95-57	1,000
J30	Washington *	W	83-76	
F5	at Boise State *	W	74-56	
F11	Oregon *	L	59-71	966
F19	at Eastern Washington	L	48-57	
F20	at Washington State	W	58-52	
M5	Montana *	W	72-65	
M6	Montana State *	W	78-50	
M24	vs. Southern Mississippi ^	W	71-65	
M26	vs. Illinois State ^	W	76-61	
M27	vs. Florida State ^	W	76-60	

@ - Queen's Classic (Plainview, TX)

# - Giusti Tournament (Portland, OR)

\* - Northwest Women's League game

\$ - San Francisco Tournament (San Francisco, CA)

% - Nike Tournament (Los Angeles, CA)

^ - National Women's Invitational Tournament

## 1982-83 (24-6)

### HEAD COACH: AKI HILL

Date	Opponent	W-L	Score	Att.
N18	Portland	W	72-63	700
N26	at Illinois State	L	56-60	350
N27	at Southern Illinois	W	65-63	381
N30	at Drake	L	72-74	
D3	at Portland State	W	73-62	
D19	vs. Texas @	L	50-52	
D20	vs. Washington @	W	75-62	
D21	vs. Portland State @	W	58-52	672
D22	UCLA	W	81-71	550





# RECORDS

Date	Opponent	W-L	Score	Att.
D31	at San Diego State	W	54-49	148
J2	at San Diego	W	87-57	
J6	New Mexico #	W	77-53	2,000
J7	Illinois State #	W	89-57	864
J13	Washington *	W	86-61	350
J15	Washington State *	W	84-57	350
J21	Univ. of the Pacific *	W	73-55	450
J22	Fresno State *	W	75-43	2,000
J28	Santa Clara *	W	89-46	
J29	San Francisco *	W	81-54	500
F2	at California	W	70-64	525
F5	at San Jose State *	L	56-69	225
F7	USC	L	57-68	4,055
F11	Oregon *	W	66-63	2,450
F17	at Washington *	W	79-56	
F19	at Washington State *	W	68-53	600
M2	at Oregon *	WOT	49-46	1,630
M9	vs. Washington %	W	82-65	802
M11	vs. California %	W	59-58	902
M19	vs. UCLA ^	W	75-62	1,523
M24	vs. Long Beach State ^	L	72-92	2,319

@ - Giusti Tournament (Portland, OR)

# - OSU Tournament (Corvallis, OR)

\* - NorPac Conference game

% - NorPac Tournament

^ - NCAA Tournament

## 1983-84 (21-8)

HEAD COACH: AKI HILL

Date	Opponent	W-L	Score	Att.
N23	at Brigham Young	W	76-72	500
N25	at Utah	W	64-58	400
N29	Portland State	W	56-55	462
D3	Portland	W	69-54	512
D7	at Arizona	W	71-54	150
D9	vs. Baylor @	W	76-75	400
D10	at Arizona State @	L	48-68	624
D18	vs. Utah #	W	71-65	1,534
D19	vs. Kansas State #	W	70-62	1,623
D20	vs. Georgia #	L	54-89	2,070
D28	at Cal St.-Fullerton	W	67-58	208
D30	at UCLA	L	49-67	521
J8	Alaska-Anchorage \$	W	75-55	567
J9	Portland \$	W	59-47	526
J19	at Washington State *	W	70-49	700
J21	at Washington *	L	62-64	1,000
J26	at Fresno State *	L	64-74	597
J28	at U. of the Pacific *	W	90-81	180
F3	at San Francisco *	W	83-58	300
F4	at Santa Clara *	W	72-63	300
F9	San Jose State *	W	89-71	388
F11	California *	W	84-62	338
F15	at Oregon *	L	61-69	1,500
F23	Washington *	W	77-66	325
F25	Washington State *	W	80-62	302
M2	Oregon *	W	75-59	1,435
M9	vs. California %	W	91-65	1,689
M10	vs. Oregon %	L	67-77	1,795
M8	vs. Montana **	L	47-56	4,030

@ - Arizona State Tournament (Tempe, AZ)

# - Giusti Tournament (Portland, OR)

\$ - Big O Classic (Corvallis, OR)

\* - NorPac Conference game

% - NorPac Tournament

\*\* - 1st round of NCAA West Regional

## 1984-85 (19-10)

HEAD COACH: AKI HILL

Date	Opponent	W-L	Score	Att.
N22	vs. Mississippi State!	W	72-69	
N23	vs. Texas Tech!	L	55-79	
N24	vs. Missouri!	L	69-103	
N29	Colorado State @	W	77-58	464
N30	Delta State @	L	75-82	588
D4	Portland	W	81-58	361
D7	Arizona	W	72-54	1,180
D16	vs. Clemson #	W	82-75	
D17	vs. Portland State #	W	79-63	1,320
D18	vs. Alabama #	W	59-57	1,864
D30	at Cal Poly-Pomona	L	54-61	186
D31	at San Diego State	W	68-66	192
J4	vs. Penn State \$	L	56-98	
J5	vs. Creighton \$	W	82-56	
J11	Utah	W	68-62	416
J18	Washington *	L	53-72	489
J19	Washington State *	W	62-53	378
J25	Oregon *	W	80-63	825
F1	at Santa Clara *	W	76-60	190
F2	at San Jose State *	W	83-52	250
F5	at Portland State	L	48-58	110
F9	Fresno State *	W	80-69	329
F15	California *	W	75-56	683
F17	San Francisco *	W	74-52	441
F21	at Washington State *	WOT	76-72	250
F23	at Washington	L	76-85	
F27	at Oregon *	L	50-63	1,293
M8	vs. Oregon %	W	82-68	
M9	at Washington %	L	70-84	1,422

! - Queen's Classic (Plainview, TX)

@ - Big "O" Classic (Corvallis, OR)

# - Giusti Tournament (Portland, OR)

\$ - UNLV Tournament (Las Vegas, NV)

\* - NorPac Conference game

% - NorPac Tournament

## 1985-86 (7-21)

HEAD COACH: AKI HILL

Date	Opponent	W-L	Score	Att.
N22	at Mississippi	L	47-76	575
N23	at Delta State	L	58-88	1,100
N29	CS-Fullerton #	W	66-60	334
N30	Texas A&M #	W	70-69	251
D6	at Idaho	L	58-71	400
D7	at Eastern Washington	L	61-81	N/A
D13	vs. Utah State ^	L	73-74	200
D14	vs. Washington State ^	W	74-64	100
D20	at Long Beach State	L	81-112	607
D21	at USC	L	55-117	861
D31	at Wyoming	L	64-75	231
J2	at Colorado State	L	42-54	157
J8	Portland	W	87-49	294
J17	San Jose State *	W	80-53	391
J18	California *	W	74-62	4,650
J23	at Washington State *	L	77-80	N/A
J25	at Washington *	L	60-75	N/A
F1	Fresno State *	L	69-72	375
F2	Arizona State	L	57-81	360
F7	Oregon *	L	47-72	581
F8	at Portland	L	50-61	305
F14	at California *	L	59-90	410
F15	at San Jose State *	L	78-88	170
F21	Washington *	L	42-65	501
F22	Washington State *	L	57-65	579
F25	Portland State	W	65-55	248
F28	at Fresno State *	L	64-76	640
M5	at Oregon *	L	53-69	1,555

# - Big "O" Classic (Corvallis, OR)

^ - Boise State Tournament (Boise, ID)

\* - NorPac Conference game

## 1986-87 (17-11 overall; 8-10 Pac-10)

OSU joins Pacific-10 Conference

HEAD COACH: AKI HILL

Date	Opponent	W-L	Score	Att.
N28	Iowa State #	W	79-70	250
N29	Texas Tech #	W	69-58	300
D7	Long Beach State	L	62-73	600
D10	Boise State	W	68-39	300
D13	at Portland	W	78-65	1,368
D19	at New Mexico	W	75-60	100
D20	at SW Texas State	W	63-46	50
D21	at Texas-El Paso	W	90-66	200
D29	at Portland State	W	78-73	410
D31	Arizona *	W	68-55	250
J4	Arizona State *	W	90-72	400
J9	at Oregon *	L	63-65	2,306
J12	Portland	W	93-77	300
J15	at USC *	L	82-99	1,172
J17	at UCLA *	W	74-69	300
J22	at Washington *	L	51-67	439
J24	at Washington State *	W	74-68	250
J30	Stanford *	W	70-53	850
F1	California *	W	69-67	572
F5	at Arizona State *	W	75-58	300
F7	at Arizona *	L	68-69	367
F13	Oregon *	L	51-71	1,846
F20	UCLA *	L	53-65	461
F22	USC *	L	84-101	755
F26	Washington State *	W	85-68	248
F28	Washington *	L	67-69	354
M5	at California *	L	71-94	411
M7	at Stanford *	L	56-58	850

# - Big "O" Tournament (Corvallis, OR)

\* - Pacific-10 Conference game

## 1987-88 (10-18 overall; 5-13 Pac-10)

HEAD COACH: AKI HILL

Date	Opponent	W-L	Score	Att.
N28	Portland	W	101-53	404
D4	vs. SW Louisiana #	W	60-57	50
D5	at Texas A&M #	L	70-87	331
D7	at Colorado	L	60-82	327
D12	Dartmouth	W	63-51	443
D16	Tennessee	L	59-91	1,730
D19	at Utah	L	52-66	287
D21	at Brigham Young	L	86-92	243
D30	Portland State	W	79-62	320
J2	Idaho	W	77-52	490
J7	at UCLA *	L	51-66	450
J9	at USC *	L	62-73	521
J15	at Arizona State *	W	66-61	296
J16	at Arizona *	W	65-63	321
J22	Washington State *	W	54-53	476
J23	Washington *	L	50-68	648
J29	at California *	L	58-66	673
J30	at Stanford *	L	48-71	1,025
F5	USC *	L	62-67	433
F7	UCLA *	L	60-77	489
F12	Arizona *	W	78-48	548
F13	Arizona State *	W	64-61	450
F18	at Washington *	L	49-77	1,544
F20	at Washington State *	L	64-77	311
F26	Stanford *	L	56-65	1,356
F27	California *	L	75-79	364
M4	at Oregon *	L	47-58	1,349
M11	Oregon *	L	51-53	925

# - Aggie Classic (College Station, TX)

\* - Pacific-10 Conference game

# RECORDS

1988-89 (13-15 overall; 7-11 Pac-10)

HEAD COACH: AKI HILL

Date	Opponent	W-L	Score	Att.
N25	vs. San Francisco #	W	72-56	300
N26	vs. UC-Irvine #	W	81-54	100
N28	at UNLV	L	68-92	800
D5	at Portland	W	77-53	162
D9	Missouri-K.C. \$	W	62-52	480
D10	Oregon \$	L	59-67	580
D17	Brigham Young	W	84-61	310
D21	at Drake	L	66-68	575
D22	at Iowa	L	45-90	2,344
D31	Portland State	W	80-67	221
J6	Oregon *	L	51-52	848
J13	Arizona State *	W	78-60	473
J14	Arizona *	W	73-59	481
J19	at Washington State *	W	66-63	750
J21	at Washington *	L	60-71	2,108
J27	California *	W	64-59	581
J28	Stanford *	L	64-75	1,636
F3	UCLA *	W	81-58	502
F4	USC *	L	56-65	782
F9	at Arizona State *	W	65-62	263
F10	at Arizona *	W	76-71	239
F17	Washington	L	63-75	810
F18	Washington State *	L	66-68	671
F24	at Stanford *	L	56-93	1,125
F25	at California *	L	60-70	506
M3	at USC *	L	68-86	360
M4	at UCLA *	L	61-77	350
M10	at Oregon *	L	55-61	1,928

# - Freedom Bowl Classic (Irvine, CA)

\$ - Converse Classic (Corvallis, OR)

\* - Pacific-10 Conference game

1989-90 (5-26 overall; 1-17 Pac-10)

HEAD COACH: AKI HILL

Date	Opponent	W-L	Score	Att.
N24	vs. Vanderbilt #	L	50-63	938
N25	vs. Southern Illinois #	L	54-63	328
N26	vs. Toledo #	L	65-74	875
D1	vs. San Jose State \$	W	72-62	200
D2	vs. San Francisco \$	W	69-65	301
D8	Montana State %	W	72-58	733
D9	UC-Irvine %	W	63-24	528
D16	at Portland State	L	72-77	260
D18	Northwestern	L	56-87	326
D20	Hawaii	L	59-91	212
D27	at San Diego	L	51-58	202
D28	at St. Mary's	L	68-80	250
D30	UNLV	L	57-68	194
J5	Stanford *	L	62-84	1,213
J7	California *	L	65-76	312
J12	Oregon *	L	61-76	1,895
J18	at Washington State *	L	57-100	940
J20	at Washington *	L	47-69	2,814
J25	UCLA *	L	60-82	158
J27	USC *	L	46-50	278
F1	at Arizona State *	L	57-66	163
F3	at Arizona *	L	50-66	503
F9	at Oregon *	L	63-82	1,540
F15	Washington *	L	56-73	274
F17	Washington State *	W	69-63	284
F23	at USC *	L	49-64	315
F25	at UCLA *	L	55-74	430
M1	Arizona *	L	65-70	315
M3	Arizona State *	L	58-60	440
M8	at California *	L	72-83	308
M10	at Stanford *	L	48-94	3,716

# - Wahine-Rainbow Classic (Honolulu, HI)

\$ - AT&T Classic (San Francisco, CA)

% - Converse Classic (Corvallis, OR)

\* - Pacific-10 Conference game

1990-91 (17-11 overall; 9-9 Pac-10)

HEAD COACH: AKI HILL

Date	Opponent	W-L	Score	Att.
N23	vs. SW Texas #	W	62-45	160
N23	at Cal St.-Fullerton #	W	67-58	402
D1	Portland	W	72-53	359
D7	Idaho State \$	W	80-62	327
D7	San Diego \$	W	74-58	413
D12	at Portland State	L	74-83	294
D17	at Loyola-Chicago	W	69-53	300
D18	at Northwestern	L	73-83	310
D20	at Montana State	W	70-56	275
D30	Eastern Washington	W	82-60	343
J3	at Stanford *	L	81-99	2,756
J5	at California *	L	70-89	605
J11	at Oregon *	W	74-58	1,354
J18	Washington State *	L	63-87	590
J20	Washington *	W	84-67	607
J25	at UCLA *	L	55-66	738
J27	at USC *	W	73-71	472
J31	Arizona State *	W	80-69	327
F2	Arizona *	W	95-62	667
F10	Oregon *	L	63-65	1,020
F15	at Washington *	L	61-68	4,587
F17	at Washington State *	L	59-61	632
F22	USC *	L	60-65	725
F24	UCLA *	W	89-83	425
F28	at Arizona *	W	97-73	286
M2	at Arizona State *	L	64-81	576
M7	California *	W	72-59	278
M9	Stanford *	W	87-61	2,580

# - CS-Fullerton Titan Classic (Fullerton, CA)

\$ - Fisher Implement Classic (Corvallis, OR)

\* - Pacific-10 Conference game

1991-92 (8-20 overall; 3-15 Pac-10)

HEAD COACH: AKI HILL

Date	Opponent	W-L	Score	Att.
N23	at San Francisco	L	64-72	200
N24	at Sacramento State	W	83-63	275
N29	vs. Fresno State #	W	80-61	340
N30	vs. Santa Barbara #	L	69-78	335
D1	at Nevada-Reno #	W	83-60	325
D4	Boise State	L	57-71	343
D5	Sacramento State \$	W	71-63	335
D7	Cal State-Fullerton \$	W	73-68	437
D15	at Houston	L	68-70	217
D18	at SMU	L	64-73	245
J10	at USC *	L	45-84	533
J12	at UCLA *	L	71-89	350
J16	Washington *	L	48-59	425
J18	Washington State *	W	81-69	510
J23	at Arizona State *	L	69-71	304
J25	at Arizona *	L	68-79	919
J31	Oregon *	LOT	81-83	1,139
F6	Stanford *	W	75-69	572
F8	California *	L	71-78	618
F13	at Washington State *	LOT	74-77	649
F15	at Washington *	L	70-73	4,002
F20	Arizona *	W	84-68	323
F22	Arizona State *	L	69-72	469
F26	at Oregon *	L	59-62	1,044
M5	at California *	L	67-78	679
M7	at Stanford *	L	68-103	4,044
M12	UCLA *	L	70-71	288
M14	USC *	L	66-78	481

# - Reno Wolfpack Invite (Reno, NV)

\$ - Fisher Implement Classic (Corvallis, OR)

\* - Pacific-10 Conference game

1992-93 (15-12 overall; 9-9 Pac-10)

HEAD COACH: AKI HILL

Date	Opponent	W-L	Score	Att.
D2	at Portland	W	62-59	222
D4	vs. Boston College #	W	89-54	2,047
D5	at Michigan State #	W	86-65	2,252
D10	Brigham Young	L	60-74	401
D12	at Hawaii \$	L	71-72	NA
D13	vs. Georgia \$	W	81-79	198
D16	at Pepperdine	W	77-60	220
D17	at San Diego State	L	50-61	376
D19	at Long Beach State	W	92-78	431
J7	Stanford *	L	60-70	511
J9	California *	W	75-73	645
J14	at USC *	L	57-82	831
J16	at UCLA *	W	71-67	652
J21	Washington *	L	57-71	917
J23	Washington State *	W	75-55	500
J28	at Arizona State *	L	66-79	456
J31	at Arizona *	L	62-69	1,759
F5	at Oregon *	W	67-63	967
F11	UCLA *	W	71-68	507
F13	USC *	W	64-59	745
F18	at Washington State *	L	67-68	482
F20	at Washington *	L	71-81	4,365
F25	Arizona *	L	49-63	444
F27	Arizona State *	W	81-71	650
M5	Oregon *	W	66-56	1,661
M11	at California *	W	73-61	1,013
M13	at Stanford *	L	69-84	7,500

# - Michigan State Tournament (East Lansing, MI)

\$ - Hawaii Tournament (Honolulu, HI)

\* - Pacific-10 Conference game

1993-94 (17-11 overall; 9-9 Pac-10)

HEAD COACH: AKI HILL

Date	Opponent	W-L	Score	Att.
N26	vs. Brigham Young #	W	100-68	250
N27	at St. Mary's #	W	88-61	325
D10	Nevada \$	W	90-44	536
D11	San Diego \$	W	79-69	1,213
D14	at Utah	W	66-42	362
D16	at Boise State	L	52-64	1,711
D18	UC Santa Barbara	W	91-63	802
D20	Hawaii	W	85-63	1,113
J2	Eastern Washington	W	82-51	1,206
J6	USC *	L	56-63	3,019
J8	UCLA *	L	61-76	2,614
J13	Oregon *	W	86-68	3,524
J20	at Washington *	L	61-94	3,992
J22	at Washington State *	L	77-82	757
J27	Arizona State *	W	78-71	1,240
J29	Arizona *	WOT	90-84	1,637
F3	at California *	W	90-75	521
F5	at Stanford *	L	67-88	4,623
F11	at Oregon *	L	46-54	3,853
F17	Washington State *	W	81-76	1,106
F19	Washington *	W	67-59	2,314
F24	at Arizona *	L	83-95	988
F26	at Arizona State *	W	82-70	453
M3	Stanford *	L	60-81	2,853
M5	California *	W	88-79	3,150
M10	at UCLA *	W	83-62	312
M12	at USC *	L	64-69	1,010
M16	vs. Alabama %	L	86-96	1,371

# - St. Mary's Tournament (Moraga, CA)

\$ - Fisher Implement Classic (Corvallis, OR)

\* - Pacific-10 Conference game

% - NCAA Tournament

## 1994-95 (21-8 overall; 12-6 Pac-10)

HEAD COACH: AKI HILL

Date	Opponent	W-L	Score	Att.
N25	vs. San Jose State #	W	84-50	300
N26	at Portland #	W	76-69	657
N29	Boise State	W	89-79	879
D2	Cal Poly-SLO \$	W	89-39	1,419
D3	Gonzaga \$	W	76-61	1,820
D11	at San Diego State	W	59-55	729
D19	Utah	W	80-67	1,154
D22	Vanderbilt	L	57-78	2,475
J2	Saint Mary's	W	87-70	1,279
J5	at USC *	W	69-56	388
J7	at UCLA *	L	73-84	546
J13	at Oregon *	L	56-66	4,963
J19	Washington *	L	58-63	1,632
J21	Washington State *	W	80-71	1,993
J26	at Arizona State *	W	77-42	281
J28	at Arizona *	W	79-64	2,382
F2	California *	W	101-76	1,383
F4	Stanford *	W	78-73	4,892
F9	Oregon *	W	96-86	5,233
F17	at Washington *	W	74-70	5,699
F19	at Washington State *	L	79-84	531
F23	Arizona *	W	93-69	2,244
F26	Arizona State *	W	92-49	1,124
M2	at Stanford *	L	66-76	5,455
M4	at California *	L	75-77	1,020
M9	UCLA *	W	95-75	3,424
M11	USC *	W	92-59	4,257
M17	vs. Tennessee Tech %	WOT	88-75	4,257
M19	vs. West. Kentucky %	L	78-85	3,788

# - Portland Tournament (Portland, OR)  
\$ - Gazette-Times Tournament (Corvallis, OR)  
% - NCAA Tournament

## 1996-97 (11-16 overall; 5-13 Pac-10)

HEAD COACH: JUDY SPOELSTRA

Date	Opponent	W-L	Score	Att.
N24	Boise State	W	79-57	882
N29	vs. CS-Northridge #	L	53-62	321
N30	vs. New Mexico State #	W	67-61	231
D6	Santa Clara %	W	77-67	1,463
D7	Illinois %	L	50-65	1,424
D14	at Nevada	W	65-58	753
D15	at Sacramento State	W	68-57	246
D20	Southern Utah	W	79-65	584
D28	at San Diego	L	54-57	306
J4	at Oregon *	L	59-77	4,240
J9	Washington *	L	54-69	1,053
J11	Washington State *	W	77-58	1,613
J16	at California *	L	57-62	531
J18	at Stanford *	L	54-72	7,016
J23	Arizona *	W	85-76	981
J25	Arizona State *	W	70-59	1,324
J31	at USC *	L	72-85	776
F2	at UCLA *	L	54-77	3,025
F6	at Washington State *	W	67-60	450
F8	at Washington *	L	68-72	4,357
F13	Stanford *	L	67-79	1,441
F15	California *	W	81-67	1,231
F20	at Arizona State *	L	74-88	586
F22	at Arizona *	L	56-72	1,361
F27	UCLA *	L	68-79	958
M1	USC *	L	60-86	1,014
M6	Oregon *	L	59-76	4,959

# - Portland Tournament (Portland, OR)  
% - Gazette-Times Classic (Corvallis, OR)  
\* - Pacific-10 Conference game

## 1998-99 (11-16 overall; 3-15 Pac-10)

HEAD COACH: JUDY SPOELSTRA

Date	Opponent	W-L	Score	Att.
N17	San Diego State	W	71-67	809
N23	Colorado State	L	61-79	456
N27	Eastern Washington	W	100-54	597
N28	UC-Irvine	W	62-53	798
D3	at Montana	W	61-48	2,166
D5	at Idaho State	W	70-64	362
D9	at Portland	W	59-55	443
D13	Long Beach State	W	69-52	365
D18	at Portland State	W	66-53	305
J2	Stanford *	L	63-83	2,235
J4	California *	W	54-52	504
J8	at UCLA *	L	50-105	2,793
J10	at USC *	L	49-53	356
J15	Washington State *	W	57-54	1,048
J17	Washington *	L	67-72	1,213
J21	at Arizona State *	L	53-57	1,079
J23	at Arizona *	L	60-91	3,092
J29	at Oregon *	L	46-59	8,260
F4	USC *	W	55-49	895
F6	UCLA *	L	68-90	1,858
F11	at Washington *	L	64-73	2,193
F13	at Washington State *	L	52-70	485
F19	Arizona *	L	53-66	827
F21	Arizona State *	L	65-77	897
F26	Oregon *	L	52-60	5,034
M4	at California *	L	58-63	472
M6	at Stanford *	L	61-73	3,941

\* - Pacific-10 Conference game

## 1999-00 (14-16 overall; 10-8 Pac-10)

HEAD COACH: JUDY SPOELSTRA

Date	Opponent	W-L	Score	Att.
N22	Portland State	W	65-47	492
N26	Idaho State &	W	61-47	1,005
N27	Marquette &	L	56-69	1,123
D3	at UC Irvine	L	48-68	329
D5	at Long Beach State	L	56-66	302
D10	vs. Wichita State #	W	61-57	450
D11	at Hawaii #	L	69-75	1,602
D12	vs. Wisconsin-Mil. #	LOT	64-66	1,530
D19	at Colorado	L	60-68	1,332
D21	at Colorado State	L	51-60	1,423
D29	Portland	W	72-44	1,014
J2	Idaho	L	66-70	694
J8	Oregon *	L	51-68	5,401
J13	at Stanford *	L	58-78	3,158
J15	at California *	W	53-50	784
J20	Washington State *	W	72-52	606
J22	Washington *	W	78-59	1,175
J27	at UCLA *	L	60-83	1,218
J29	at USC *	W	57-53	897
F4	Arizona State *	W	64-51	1,330
F6	Arizona *	L	49-65	752
F10	California *	W	52-33	828
F12	Stanford *	L	54-58	2,361
F17	at Washington *	W	57-50	1,928
F19	at Washington State *	W	65-62	561
F24	USC *	W	73-66	1,326
F26	UCLA *	W	72-52	2,137
M2	at Arizona *	LOT	77-79	2,602
M4	at Arizona State *	L	58-75	2,036
M10	at Oregon *	L	53-60	9,087

& - Beaver Classic (Corvallis, OR)  
# - Wahine Invitational (Honolulu, HI)  
\* - Pacific-10 Conference game

## 1995-96 (19-9 overall; 11-7 Pac-10)

HEAD COACH: JUDY SPOELSTRA

Date	Opponent	W-L	Score	Att.
N24	vs. North Carolina State#	W	63-59	5,163
N25	vs. Connecticut #	L	70-88	1,282
N26	vs. Baylor #	W	84-62	600
D1	Portland \$	W	77-57	3,257
D2	Nebraska \$	W	89-65	3,709
D11	at Southern Utah	W	88-62	287
D14	at Brigham Young	W	89-52	299
D16	at Boise State	W	91-72	2,357
D22	Montana	W	62-51	4,188
J5	Oregon *	W	58-57	7,881
J11	at Washington *	W	69-66	3,787
J13	at Washington State *	L	63-64	589
J18	California *	W	93-70	3,385
J20	Stanford *	L	54-69	9,418
J24	at Arizona *	L	58-72	1,505
J26	at Arizona State *	W	74-54	155
F1	USC *	W	64-62	3,877
F3	UCLA *	W	82-70	7,523
F8	Washington State *	W	87-50	4,456
F10	Washington *	W	78-72	4,921
F15	at Stanford *	L	62-86	4,359
F17	at California *	W	88-76	1,086
F22	Arizona State *	W	73-62	4,317
F24	Arizona *	W	76-66	6,231
F29	at UCLA *	L	56-68	429
M2	at USC *	L	66-67	348
M8	at Oregon *	L	60-69	9,738
M16	vs. Stephen F. Austin %	L	65-67	3,321

# - Wahine Classic (Honolulu, HI)  
\$ - Gazette-Times Classic (Corvallis, OR)  
\* - Pacific-10 Conference game  
% - NCAA Tournament

## 1997-98 (7-20 overall; 2-16 Pac-10)

HEAD COACH: JUDY SPOELSTRA

Date	Opponent	W-L	Score	Att.
N16	at San Diego State	L	56-63	947
N19	Northern Arizona	W	66-56	851
N21	Portland	W	59-52	1,037
N29	vs. Iona #	W	78-68	375
N30	at Santa Clara #	L	64-79	475
D12	Portland State	W	92-61	796
D14	at Seton Hall	W	79-54	405
D17	at Fordham	L	32-46	515
D19	at St. Joseph's	L	53-69	636
J2	at Stanford *	L	66-93	5,003
J4	at California *	L	64-77	379
J8	UCLA *	L	72-76	867
J10	USC *	W	57-52	1,068
J15	at Washington State *	L	57-69	517
J17	at Washington *	L	64-78	3,748
J22	Arizona State *	L	79-85	636
J24	Arizona *	L	58-84	1,066
J29	Oregon *	L	57-80	2,132
F6	at USC *	L	68-80	623
F8	at UCLA *	L	70-81	1,769
F12	Washington *	L	74-84	979
F14	Washington State *	L	67-75	919
F19	at Arizona *	L	74-75	2,962
F21	at Arizona State *	L	49-69	1,087
F27	at Oregon *	L	67-77	5,050
M5	California *	W	73-69	754
M7	Stanford *	L	74-97	1,107

# - Diet Coke Shootout (Santa Clara, CA)  
\* - Pacific-10 Conference game



# RECORDS

## 2000-01 (16-13 overall; 8-10 Pac-10) HEAD COACH: JUDY SPOELSTRA

Date	Opponent	W-L	Score	Att.
N17	at Portland State	W	64-54	527
N24	Princeton &	W	69-33	886
N25	Wyoming &	W	72-55	1,012
N30	at Ohio	W	99-72	482
D2	at Marquette	W	64-50	691
D10	Saint Mary's	W	65-52	586
D18	Utah	L	49-53	1,386
D21	at Portland	L	55-65	470
D28	New Mexico	W	75-64	773
D31	Boise State	W	66-55	476
J5	Oregon *	L	67-71	3,044
J11	Stanford *	W	81-65	675
J13	California *	L	72-79	1,346
J18	at Washington State *	W	64-46	725
J20	at Washington *	L	67-69	3,411
J25	UCLA *	W	71-58	1,922
J27	USC *	LOT	67-69	1,512
F1	at Arizona State *	L	51-58	1,104
F3	at Arizona *	L	73-83	2,507
F8	at California *	L	60-72	757
F10	at Stanford *	L	76-87	
F15	Washington *	L	70-77	2,954
F17	Washington State *	W	94-60	1,722
F23	at USC *	W	78-68	583
F25	at UCLA *	W	65-57	2,333
M1	Arizona *	W	67-66	1,013
M3	Arizona State *	W	72-64	1,354
M10	at Oregon *	L	60-72	8,815
M16	Brigham Young %	L	63-78	3,003

& - Beaver Classic (Corvallis, OR)  
\* - Pacific-10 Conference game  
% - Women's National Invitation Tournament

## 2001-02 (17-15 overall; 11-7 Pac-10) HEAD COACH: JUDY SPOELSTRA

Date	Opponent	W-L	Score	Att.
N9	Loyola Marymount \$	W	65-58	922
N11	at Vanderbilt \$	L	55-81	2,753
N21	Portland State	W	56-42	788
N24	Texas Tech	L	60-64	1,019
N29	at Utah	L	46-58	793
D2	at New Mexico	W	77-61	8,533
D6	Portland	L	66-67	1,050
D9	at Kansas State	L	61-95	3,782
D15	vs. Wyoming @	W	70-55	5,169
D20	at USC *	L	65-69	452
D22	at UCLA *	W	79-65	1,977
D28	Washington State *	W	57-33	1,172
D30	Washington *	L	58-74	1,298
J4	Arizona State *	W	77-70	1,651
J6	Arizona *	W	71-56	1,307
J10	at Stanford *	L	54-91	2,845
J12	at California *	W	80-52	1,189
J16	UC Santa Barbara	L	73-79	1,065
J19	at Oregon *	W	61-53	6,193
J24	UCLA *	W	77-36	1,903
J26	USC *	L	58-60	1,503
J31	at Arizona *	WOT	88-85	1,610
F2	at Arizona State *	L	65-71	1,558
F7	California *	WOT	74-69	1,081
F9	Stanford *	L	67-89	4,034
F16	Oregon *	LOT	83-84	3,629
F21	at Washington *	WOT	73-71	3,064
F23	at Washington State *	W	74-52	370
M2	vs. USC!	W	69-68	5,232
M3	vs. Stanford!	L	55-71	5,585
M14	Hawaii %	W	62-50	2,182
M17	at Oregon %	L	48-50	3,140

\$ - Preseason WNIT  
@ - Wyoming Shootout (Casper, WY)  
\* - Pacific-10 Conference game  
! - Pac-10 Tournament game (Eugene, OR)  
% - Women's National Invitation Tournament

## 2002-03 (15-15 overall; 8-10 Pac-10) HEAD COACH: JUDY SPOELSTRA

Date	Opponent	W-L	Score	Att.
N24	Western Oregon	W	59-37	682
N26	at Portland	L	70-83	240
N29	Tulane	W	56-51	640
D1	Idaho State	W	67-48	493
D4	at San Jose State	L	47-59	318
D7	Portland State	W	60-43	865
D14	Florida	W	49-48	765
D17	at Texas Tech	L	51-67	11,416
D20	at SW Missouri State	W	49-42	6,679
D27	USC *	W	63-61	752
D29	UCLA *	L	54-58	784
J2	at Arizona State *	L	58-70	1,361
J4	at Arizona *	L	44-72	2,590
J9	Stanford *	L	51-62	793
J11	California *	W	68-37	1,052
J18	Oregon *	W	67-51	4,572
J23	at Washington State *	W	65-62	519
J25	at Washington *	L	56-82	5,964
J30	Arizona *	WOT	71-65	1,105
F1	Arizona State *	W	70-45	3,432
F6	at California *	L	55-70	782
F8	at Stanford *	L	46-71	4,371
F15	at Oregon *	L	58-68	5,031
F20	Washington *	W	100-86	1,003
F22	Washington State *	W	62-46	1,187
F27	at UCLA *	L	71-82	1,126
M1	at USC *	L	44-87	1,016
M8	vs. Arizona!	L	56-70	2,178
M21	UNLV %	W	77-58	1,374
M24	at Fresno State %	L	57-58	4,507

\* - Pacific-10 Conference game  
! - Pac-10 Tournament game (San Jose, CA)  
% - Women's National Invitation Tournament

## 2003-04 (17-15 overall; 8-10 Pac-10) HEAD COACH: JUDY SPOELSTRA

Date	Opponent	W-L	Score	Att.
N21	Utah Valley State	W	72-38	453
N23	Texas A&M C.C.	W	68-53	337
N25	at Tulane	L	58-73	1,532
N28	vs. Arkansas ^	L	50-58	225
N29	vs. Providence ^	W	60-50	n/a
D3	at Portland State	W	68-52	401
D6	SW Missouri State	L	69-71	506
D16	Utah	W	71-62	827
D19	at Cincinnati	W	61-55	427
D27	at Stanford *	L	65-88	3,358
D29	at California *	W	70-67	1,222
J2	UCLA *	W	82-68	1,203
J4	USC *	W	72-67	1,025
J10	at Oregon *	L	54-56	5,097
J15	at Washington State *	W	62-51	631
J17	at Washington *	L	74-87	4,675
J22	Arizona State *	L	56-63	1,325
J24	Arizona *	L	54-65	2,785
J29	at USC *	W	73-66	589
J31	at UCLA *	L	58-91	2,094
F7	Oregon *	W	75-61	4,763
F12	Washington *	W	62-59	1,567
F14	Washington State *	W	65-55	1,359
F19	at Arizona *	L	54-77	2,425
F21	at Arizona State *	L	60-73	1,817
F26	California *	L	57-66	806
F28	Stanford *	L	66-67	1,557
M5	vs. Washington State!	W	67-43	n/a
M6	vs. Arizona!	L	58-81	2,549
M19	Gonzaga %	W	69-64	1,207
M22	at Nebraska %	W	75-67	2,897
M24	at Creighton %	L	64-74	1,276

^ - LMU Classic (Los Angeles, CA)  
\* - Pacific-10 Conference game  
! - Pac-10 Tournament game (San Jose, CA)  
% - Women's National Invitation Tournament





# RECORDS

## 2004-05 (6-23 overall; 1-17 Pac-10) HEAD COACH: JUDY SPOELSTRA

Date	Opponent	W-L	Score	Att.
N19	at Idaho State	W	84-67	522
N25	vs. Kentucky ^	L	70-73	901
N26	vs. #17 Rutgers ^	L	53-77	552
N27	vs. South Dakota St. ^	W	68-65	1,122
D2	Creighton	L	75-76	807
D5	at UC Santa Barbara	L	71-76	909
D12	at Florida	L	70-82	737
D15	at South Alabama	W	49-41	763
D21	Pacific	W	72-43	682
D27	#5 Stanford *	L	45-83	1,607
D29	California *	L	71-77	645
J2	at #23 UCLA *	L	45-73	1,011
J4	at USC *	L	51-62	1,025
J8	Oregon *	L	58-82	3,752
J13	Washington State *	W	83-55	572
J15	Washington *	L	64-75	735
J20	at Arizona State *	L	38-50	1,494
J22	at Arizona *	L	65-86	3,049
J27	USC *	L	59-69	432
J29	UCLA *	L	54-74	2,732
F1	Utah Valley State	W	57-43	386
F5	at Oregon *	L	55-64	5,245
F10	at Washington *	L	53-84	2,710
F12	at Washington State *	L	63-68	752
F17	Arizona *	L	59-78	362
F19	Arizona State *	L	56-66	1,189
F24	at California *	L	60-74	1,093
F26	at #3 Stanford *	L	41-84	5,224
M4	vs. Washington!	L	68-81	3,067

^ - Paradise Jam (St. Thomas, USVI)

\* - Pacific-10 Conference game

! - Pac-10 Tournament game (San Jose, CA)

## OREGON STATE ALL-TIME COACHING RECORDS

Year	Coach	Overall		Pac-10 Conference			
		W	L	Pct.	W	L	Pct.
1976-77	Mary Covington	5	20	.200			
1977-78	Mary Covington	10	10	.500			
1978-79	Aki Hill	15	7	.682			
1979-80	Aki Hill	23	8	.742			
1980-81	Aki Hill	22	6	.786			
1981-82	Aki Hill	20	8	.714			
1982-83	Aki Hill	24	6	.800			
1983-84	Aki Hill	21	8	.724			
1984-85	Aki Hill	19	10	.655			
1985-86	Aki Hill	7	21	.250			
1986-87	Aki Hill	17	11	.610	8	10	.444
1987-88	Aki Hill	10	18	.357	5	13	.278
1988-89	Aki Hill	13	15	.464	7	11	.389
1989-90	Aki Hill	5	26	.161	1	17	.056
1990-91	Aki Hill	17	11	.610	9	9	.500
1991-92	Aki Hill	8	20	.286	3	15	.167
1992-93	Aki Hill	15	12	.556	9	9	.500
1993-94	Aki Hill	17	11	.607	9	9	.500
1994-95	Aki Hill	21	8	.724	12	6	.667
1995-96	Judy Spoelstra	19	9	.679	11	7	.611
1996-97	Judy Spoelstra	11	16	.407	5	13	.278
1997-98	Judy Spoelstra	7	20	.259	2	16	.111
1998-99	Judy Spoelstra	11	16	.407	3	15	.167
1999-00	Judy Spoelstra	14	16	.467	10	8	.556
2000-01	Judy Spoelstra	16	13	.552	8	10	.444
2001-02	Judy Spoelstra	17	15	.531	11	7	.611
2002-03	Judy Spoelstra	15	15	.500	8	10	.444
2003-04	Judy Spoelstra	17	15	.531	8	10	.444
2004-05	Judy Spoelstra	6	23	.207	1	17	.056
2005-06	LaVonda Wagner	16	15	.516	7	11	.389
Totals		438	409	.517	137	223	.381

## 2005-06 (16-15 overall; 7-11 Pac-10) HEAD COACH: LAVONDA WAGNER

Date	Opponent	W-L	Score	Att.
N18	at Montana State	W	70-35	2,002
N20	at Pacific	W	54-46	549
N26	Drake	W	63-61	976
D1	at #25 Utah	L	53-62	1,014
D3	at Utah Valley State	W	63-56	356
D13	Portland State	W	87-58	1,011
D17	South Alabama	W	66-29	846
D20	at USC *	L	62-72	806
D22	at UCLA *	L	64-79	788
D29	Cincinnati	LOT	58-63	1,184
J5	#16 Stanford *	L	60-80	2,238
J7	California *	L	50-71	2,631
J12	at Arizona *	W	64-48	1,543
J14	at #15 Arizona State *	L	51-69	2,312
J19	Washington *	L	53-70	863
J21	Washington State *	WOT	68-67	2,016
J25	Oregon *	W	63-61	3,021
J28	at Oregon *	L	45-54	4,718
F2	at California *	W	63-55	932
F4	at #15 Stanford *	L	54-87	3,328
F9	#16 Arizona State *	L	67-77	1,249
F11	Arizona *	W	91-83	1,562
F16	at Washington State *	W	59-50	589
F18	at Washington *	L	51-66	3,108
F23	UCLA *	L	59-72	1,098
F25	USC *	W	67-64	1,428
F27	Texas-Pan American	W	79-34	1,112
M3	vs. Washington State!	W	77-38	3,173
M4	vs. #11 Arizona State!	L	66-74	2,637
M16	Santa Clara %	W	77-48	1,797
M18	at Wyoming %	L	49-67	2,604

\* - Pacific-10 Conference game

! - Pac-10 Tournament game (San Jose, CA)

% - Women's National Invitation Tournament



Mary Covington  
1977-78  
Overall record:  
15-30 (.333)



Judy Spoelstra  
1996-05  
Overall record:  
133-158 (.457)



Aki Hill  
1979-95  
Overall record:  
274-206 (.571)



LaVonda Wagner  
2006-pres.  
Overall record:  
16-15 (.516)



## GILL COLISEUM

The 10,400-seat house that Slats Gill Built is the house that Ralph Miller filled to the point of mandatory expansion.

Gill Coliseum, Home of the Beavers since the 1949-50 season, went through expansion in 1984 and major improvements on the court in 2001, giving Oregon State one of the most ideal facilities for the viewing of college basketball.

The site of the NCAA Western Regionals in 1952, 1953, 1954, 1955, 1956, 1957, 1964, 1967 and 1983 (nine times total) was named after the late Slats Gill, head basketball coach at Oregon State for 36 years (1929-1964) and later the school's athletic director. The building is perfectly suited for basketball. It is not a fieldhouse. There are no posts obstructing vantage points and 85-percent of seating is along the sidelines. The fine wood floor was named at the conclusion of the 1984 remodeling phase after the equally legendary Ralph Miller, former OSU men's basketball coach.

Some of the original 14,000 seats removed during renovation, enabling Gill Coliseum to accommodate 10,400 fans and host many more events with additional meeting rooms behind collapsible theater seats on the arena floor.

The largest crowd to witness a game at Gill Coliseum arrived in 1962 to watch the Oregon State men defeat rival Oregon, 82-66. A crowd of 11,709 showed up that day, but fire marshal regulations prevent that figure from being surpassed unless additional expansion occurs.

The largest crowd for a women's game was 9,418 to watch Stanford defeat OSU 69-43 on January 20, 1996. While Oregon State men's and women's basketball serves as its main function, Gill Coliseum has also served as home to many other events. Performances by Tom Petty, Alabama, Huey Lewis, Garth Brooks, Bill Cosby and Jay Leno are just a few of the many functions that have taken place at the Coliseum. The Portland Trail Blazers schedule an exhibition game every other fall, conventions take place during the summer, and the NCAA championship-contending OSU women's gymnastics team competes before near-sellout crowds. The building has also been home of nine NCAA Western Regionals for basketball and two NCAA Championships for gymnastics. The OSU women's basketball team has hosted postseason Women's National Invitation Tournament games in Gill during four the past five years.



## GILL COLISEUM RECORDS

### TEAM

- Most Points** - 135, USSR in a 135-62 win over OSU, in 1979-80
- Most Rebounds** - 53, OSU in a 92-59 win over USC, 3/11/95
- Most Assists** - 34, OSU in a 98-47 win over Pacific Christian, 1/9/82
- Most Steals** - 33, OSU in a 117-85 win over Portland State, 1/8/82
- Best FG Percentage** - .719, OSU in a 94-61 win over Washington, 2/26/81

### INDIVIDUAL

- Most Points** - 51, Carol Menken, OSU, 114-54 win over Alaska-Anchorage, 2/7/80
- Most Rebounds** - 20, Carol Menken, OSU, 77-57 win over Washington, 1/6/79; 20, Natalia Mattick, OSU, 72-53 win over Portland, 12/1/90
- Most Assists** - 15, Boky Vidic, OSU, 79-69 win over San Diego, 12/11/93 and 93-69 win over Arizona, 2/23/95
- Most Steals** - 9, Cheryl Sturzenegger, OSU, 117-58 win over Portland State, 1/8/82; 9, A.J. Dionne, OSU, 86-68 win over Oregon, 1/13/94
- Best FG Percentage (min. 10 shots)** - .941, Carol Menken, OSU, 86-46 win over Washington State (16-of-17), 3/10/81
- Best FT Percentage (min. 8 shots)** - 1.000, Brina Chaney, OSU, 75-61 win over Oregon (15-for-15), 2/7/04; 1.000, Kim Butler, OSU, 91-83 win over Arizona (13-for-13), 2/9/06; 1.000, Tanja Kostic, OSU, 93-69 win over Arizona (12-for-12), 2/23/95

### OSU WIN- LOSS RECORD IN GILL

1978-79	7-3	.700
1979-80	8-2	.800
1980-81	9-1	.900
1981-82	7-1	.875
1982-83	11-1	.917
1983-84	9-0	1.000
1984-85	9-2	.818
1985-86	6-5	.545
1986-87	9-5	.643
1987-88	7-7	.500
1988-89	7-6	.538
1989-90	3-10	.231
1990-91	10-3	.769
1991-92	5-7	.417
1992-93	6-4	.600
1993-94	11-3	.786
1994-95	13-2	.867
1995-96	11-1	.917
1996-97	7-6	.538
1997-98	5-7	.416
1998-99	7-7	.500
1999-00	9-5	.643
2000-01	10-6	.625
2001-02	8-7	.533
2002-03	13-2	.867
2003-04	9-5	.643
2004-05	3-9	.250
2005-06	9-6	.600
<b>Total</b>	<b>228-123</b>	<b>.650</b>





# RECORDS

## OREGON STATE'S BIGGEST WINS

Margin	Opponent	Score	Date
60	Alaska-Anchorage	114-54	February 7, 1980
59	Portland State	117-58	January 8, 1982
52	Eastern Washington	90-38	February 19, 1981
51	Portland State	105-54	March 4, 1981
51	Pacific Christian College	98-47	January 9, 1982
50	Cal Poly-SLO	89-39	November 2, 1994
48	Portland	101-53	November 28, 1987
47	Alaska-Anchorage	85-38	December 4, 1978
47	at Portland State	99-52	January 8, 1981
46	Portland State	93-47	December 19, 1979
46	Eastern Washington	100-54	November 27, 1998
46	Alaska-Anchorage	98-52	February 8, 1980
46	Nevada	90-44	December 10, 1993
45	Texas-Pan American	79-34	February 27, 2006
44	at Eastern Washington	79-35	January 25, 1980
43	Arizona State	92-49	February 26, 1995
43	Santa Clara	89-46	January 28, 1983
41	UCLA	77-36	January 24, 2002
40	vs. Washington State	86-46	March 10, 1981

## OREGON STATE'S BIGGEST LOSSES

Margin	Opponent	Score	Date
90	at UCLA	35-125	December 11, 1976
62	at USC	55-117	December 21, 1985
55	at UCLA	50-105	January 8, 1999
46	at Washington	35-81	January 14, 1978
46	at Stanford	48-94	March 10, 1990
45	at Iowa	45-90	December 22, 1988
44	Washington	38-82	February 10, 1978
43	at #3 Stanford	41-84	February 26, 2005
43	at Washington State	57-100	January 18, 1990
43	at USC	44-87	March 1, 2003
42	vs. Penn State	56-98	January 4, 1985
41	Portland State	38-79	January 10, 1977
39	at USC	45-84	January 10, 1992
38	#5 Stanford	45-83	December 27, 2004
37	at Stanford	54-91	January 10, 2002
37	at Stanford	56-93	February 24, 1989
36	at Washington	37-73	January 7, 1977
35	vs. UCLA	70-105	March 16, 1979
35	at Stanford	68-103	March 7, 1992
34	vs. Missouri	69-103	November 24, 1984
34	at Kansas State	61-95	December 9, 2001

## OSU HIGH SCORING GAMES

SCORE	OPPONENT	SITE	DATE
117-58	Portland State	home	January 8, 1982
114-54	Alaska-Anchorage	home	February 7, 1980
105-68	Amarillo College	away	November 28, 1980
105-54	Portland State	home	March 4, 1981
103-64	Hawaii	neutral	January 1, 1982
101-77	Utah State	away	November 29, 1980
101-53	Portland	home	November 28, 1987
101-76	California	home	February 2, 1995
100-68	Brigham Young	neutral	November 26, 1993
100-54	Eastern Washington	home	November 27, 1998
100-86	Washington	home	February 20, 2003
99-52	Portland State	away	January 8, 1981
99-72	Ohio	away	November 30, 2000
98-52	Alaska-Anchorage	home	February 8, 1980
98-47	Pacific Christian Coll.	home	January 9, 1982
97-72	Montana State	home	January 31, 1980
97-73	Arizona	away	February 28, 1991
96-71	Colorado State	neutral	December 4, 1980
96-86	Oregon	home	February 9, 1995
95-65	Seattle	away	January 12, 1980

## OPPONENT HIGH GAMES

SCORE	OPPONENT	SITE	DATE
125-35	UCLA	away	December 11, 1976
117-55	USC	away	December 21, 1985
112-81	Long Beach State	away	December 20, 1985
105-70	UCLA	neutral	March 16, 1979
105-50	UCLA	away	January 8, 1999
103-69	Missouri	neutral	November 29, 1984
103-68	Stanford	away	March 7, 1992
101-84	USC	home	February 22, 1987
100-57	Washington State	away	January 19, 1990
99-82	USC	home	February 22, 1987
99-81	Stanford	away	January 3, 1991
98-56	Penn State	neutral	January 4, 1985
97-74	Stanford	home	March 7, 1998
96-86	Alabama	neutral	March 16, 1994
95-83	Arizona	away	February 24, 1994
95-61	Kansas State	away	December 9, 2001

## OVERTIME GAMES BREAKDOWN

Overtime Record: 10-7  
 Double Overtime: 1-0  
 Single Overtime: 9-7

Home Overtime Record: 5-4  
 Away Overtime Record: 5-2  
 Neutral Site Overtime Record: 0-1

## OREGON STATE MILESTONES

VICTORY	OPPONENT	SCORE	DATE
1	at Alaska-Anchorage	63-53	December 7, 1976
50	Portland State	57-48	February 27, 1980
100	vs. Portland State	58-52	December 21, 1982
150	Utah	68-62	January 11, 1985
200	Arizona State	78-60	January 13, 1989
250	Oregon	66-56	March 5, 1993
300	California	93-70	January 18, 1996
350	USC	73-66	February 24, 2000
400	Utah Valley State	72-38	November 21, 2003

## DID YOU KNOW?:

Oregon State enters the 2006-07 season just 12 wins away from the 450-victory mark.

DATE	W/L	RESULTS
December 30, 1981	W	Oregon State 80, at San Jose State 79 (2OT)
March 2, 1983	W	Oregon State 49, at Oregon 46 (OT) \$
February 21, 1985	W	Oregon State 76, at Washington 72 (OT) \$
January 31, 1992	L	Oregon 83, at Oregon State 81 (OT) *
February 13, 1992	L	at Washington St. 77, Oregon State 74 (OT) *
January 29, 1994	W	at Oregon State 90, Arizona 84 (OT) *
March 17, 1995	W	at Oregon State 88, Tennessee Tech 75 (OT) %
December 12, 1999	L	vs. Wisconsin-Mil. 66, Oregon State 64 (OT) #
March 2, 2000	L	at Arizona State 79, Oregon State 77 (OT) *
January 27, 2001	L	USC 69, at Oregon State 67 (OT) *
January 31, 2002	W	Oregon State 88, at Arizona 85 (OT) *
February 7, 2002	W	at Oregon State 74, California 69 (OT) *
February 16, 2002	L	Oregon 84, at Oregon State 83 (OT) *
February 21, 2002	W	Oregon State 73, at Washington 71 (OT) *
January 30, 2003	W	at Oregon State 71, Arizona 65 (OT) *
December 29, 2005	L	Cincinnati 63, at Oregon State 58 (OT) *
January 21, 2006	W	at Oregon State 68, Washington State 67 (OT) *

\$—NorPac Conference game  
 \*—Pacific-10 Conference game  
 %—NCAA Tournament  
 #—Wahine Invitational (Honolulu, HI)

# RECORDS

## SEASON OPENERS (Non- Exhibition Game)

YEAR	RESULT	W/L	RECORD	SITE	DATE
1976-77	Alaska-Fairbanks 79, Oregon State 54	L	0-1	A	Dec. 4, 1976
1977-78	Oregon State 69, Humbolt State 53	W	1-1	H	
1978-79	Oregon State 74, Alaska-Anchorage 45	W	2-1	H	Dec. 2, 1978
1979-80	Pepperdine 74, Oregon State 59	L	2-2	N	Nov. 29, 1979
1980-81	Oregon State 105, Amarillo College 68	W	3-2	H	Nov. 28, 1980
1981-82	Oregon State 77, Wayland Baptist 69	W	4-2	H	Nov. 26, 1981
1982-83	Oregon State 72, Portland 63	W	5-2	H	Nov. 18, 1982
1983-84	Oregon State 76, Brigham Young 72	W	6-2	A	Nov. 23, 1983
1984-85	Oregon State 72, Mississippi State 69	W	7-2	N	Nov. 22, 1984
1985-86	Mississippi 76, Oregon State 47	L	7-3	A	Nov. 22, 1985
1986-87	Oregon State 79, Iowa State 70	W	8-3	H	Nov. 28, 1986
1987-88	Oregon State 101, Portland 53	W	9-3	H	Nov. 28, 1987
1988-89	Oregon State 72, San Francisco 56	W	10-3	N	Nov. 25, 1988
1989-90	Vanderbilt 63, Oregon State 50	L	10-4	N	Nov. 24, 1989
1990-91	Oregon State 62, SW Texas 45	W	11-4	N	Nov. 23, 1990
1991-92	San Francisco 72, Oregon State 64	L	11-5	A	Nov. 23, 1991
1992-93	Oregon State 62, Portland 59	W	12-5	A	Dec. 2, 1992
1993-94	Oregon State 100, Brigham Young 68	W	13-5	N	Nov. 26, 1993
1994-95	Oregon State 84, San Jose State 50	W	14-5	H	Nov. 25, 1994
1995-96	Oregon State 63, North Carolina St. 59	W	15-5	H	Nov. 24, 1995
1996-97	Oregon State 79, Boise State 57	W	16-5	H	Nov. 24, 1996
1997-98	San Diego State 63, Oregon State 56	L	16-6	A	Nov. 16, 1997
1998-99	Oregon State 71, San Diego State 67	W	17-6	H	Nov. 17, 1998
1999-00	Oregon State 65, Portland State 47	W	18-6	H	Nov. 22, 1999
2000-01	Oregon State 64, Portland State 54	W	19-6	A	Nov. 17, 2000
2001-02	Oregon State 65, Loyola Marymount 58	W	20-6	H	Nov. 9, 2001
2002-03	Oregon State 59, Western Oregon 37	W	21-6	H	Nov. 24, 2002
2003-04	Oregon State 72, Utah Valley State 38	W	22-6	H	Nov. 21, 2003
2004-05	Oregon State 84, Idaho State 67	W	23-6	A	Nov. 19, 2004
2005-06	Oregon State 70, Montana State 35	W	24-6	A	Nov. 18, 2005

## HOME OPENERS (Non- Exhibition Game)

YEAR	RESULT	W/L	RECORD	DATE
1976-77	Portland State 79, Oregon State 38	L	0-1	Jan. 10, 1976
1977-78	Oregon State 69, Humbolt State 53	W	1-1	
1978-79	Oregon State 74, Alaska-Anchorage 45	W	2-1	Dec. 2, 1978
1979-80	San Francisco 73, Oregon State 67	L	2-2	Dec. 7, 1979
1980-81	Oregon State 105, Amarillo College 68	W	3-2	Nov. 28, 1980
1981-82	Oregon State 77, Wayland Baptist 69	W	4-2	Nov. 26, 1981
1982-83	Oregon State 72, Portland 63	W	5-2	Nov. 18, 1982
1983-84	Oregon State 56, Portland State 55	W	6-2	Nov. 29, 1983
1984-85	Oregon State 77, Colorado State 58	W	7-2	Nov. 29, 1984
1985-86	Delta State 88, Oregon State 58	L	7-3	Nov. 22, 1985
1986-87	Oregon State 79, Iowa State 70	W	8-3	Nov. 28, 1986
1987-88	Oregon State 101, Portland 53	W	9-3	Nov. 28, 1987
1988-89	Oregon State 84, Brigham Young 61	W	10-3	Dec. 17, 1988
1989-90	Northwestern 87, Oregon State 56	L	10-4	Dec. 18, 1989
1990-91	Oregon State 72, Portland 53	W	11-4	Dec. 7, 1990
1991-92	Boise State 71, Oregon State 57	L	11-5	Dec. 4, 1991
1992-93	Oregon State 89, Boston College 54	W	12-5	Dec. 4, 1992
1993-94	Oregon State 90, Nevada 44	W	13-5	Dec. 10, 1993
1994-95	Oregon State 84, San Jose State 50	W	14-5	Nov. 25, 1994
1995-96	Oregon State 63, North Carolina St. 59	W	15-5	Nov. 24, 1995
1996-97	Oregon State 79, Boise State 57	W	16-5	Nov. 24, 1996
1997-98	Oregon State 66, Northern Arizona 56	W	17-5	Nov. 16, 1997
1998-99	Oregon State 71, San Diego State 67	W	18-5	Nov. 17, 1998
1999-00	Oregon State 65, Portland State 47	W	19-5	Nov. 22, 1999
2000-01	Oregon State 69, Princeton 33	W	20-5	Nov. 24, 2000
2001-02	Oregon State 65, Loyola Marymount 58	W	21-5	Nov. 9, 2001
2002-03	Oregon State 59, Western Oregon 37	W	22-5	Nov. 24, 2002
2003-04	Oregon State 72, Utah Valley State 38	W	23-5	Nov. 21, 2003
2004-05	Creighton 76, Oregon State 75	L	23-6	Dec. 2, 2004
2005-06	Oregon State 63, Drake 61	W	24-6	Nov. 26, 2005



Carol Menken



Tanja Kostic



Judy Shannon



Brenda Arbuckle

Four players in Oregon State history have tallied 25 or more double-doubles over the course of their career. All-American Carol Menken amassed a school record 53 double-doubles in her three seasons as a Beaver, while fellow All-American Tanja Kostic totaled 44. Judy Shannon and Brenda Arbuckle tallied 25 double-doubles each.



## BEAVER 30 POINT CLUB (SINCE 1977)

### ALL-TIME DOUBLE-DOUBLES (SINCE 1977)

1.	Carol Menken (1979-81)	53
2.	Tanja Kostic (1993-96)	44
3.	Judy Shannon (1991-92)	25
	Brenda Arbutuckle (1984-87)	25
5.	Tina Lelas (1994-97)	24
6.	Sonjhia Fleming (1990-93)	21
7.	Judy Spoelstra (1982-83)	#***19
8.	Felicia Ragland (1999-02)	18
9.	Debbie Dalluge (1985-89)	13
10.	Brina Chaney (2001-04)	12
	Sissel Pierce (1997-00)	12
12.	Hollye Chapman (2001-04)	10
13.	Kari Parriott (1988)	9
14.	Fonda DeCree (1985-87)	8
	Tanya Molthershed (1982-85)	8
16.	Ericka Cook (1999-02)	7
	Monica Watts (1996-98)	7
18.	<i>Casey Nash (2003-pres.)</i>	6
	Natalia Mattick (1991)	6
20.	Boky Vidic (1994-96)	***5
	Jan Martin (1980-83)	5
22.	Krystal Turner (2003-04)	4
	Anette Mollerstrom (1993-96)	4
	Monica Raspberry (1985-89)	4
	Kathy Vanderstoel (1978-79)	4
26.	Kris Walsh (1995-98)	3
	Robyn Clark (1980-83)	3
	Margy Becker (1979-82)	**3
	Kitsy Hall (1978)	3
30.	Kim Butler (2005-06)	2
	Nicole Funn (2000-01)	2
	Reda Petraitis (1999-00)	2
	A.J. Dionne (1993-96)	**2
	Angela Allen (1991-93)	2
	Shanna Daniels (1988-90)	2
	Chelle Flamoie (1986-89)	*2
	Lisa Channel (1983-87)	#2
	Pam Mollet (1980-81)	2
39.	<i>Tiffany Ducker (2005-pres.)</i>	1
	Karen Vickery (2003-06)	1
	Mandy Close (2003-06)	*1
	Lellani Estavan (2001-04)	*1
	Chassie Wiersma (1999-00)	1
	Tammy Arnold (1999)	1
	Missy Ross (1998)	1
	Tanisha Wade (1998-99)	1
	Kim McGrew (1993-96)	1
	Allegra Green (1993-94)	1
	Kathy Smith (1990-91)	1
	Jennifer Sharp (1989-90)	1
	Izzy Maryntsck (1988-91)	*1
	Mireille Smits (1988)	1
	Cindy Ahr (1984-86)	1
	Cheryl Sturzenegger (1981-84)	*1
	Amy Bullard (1981)	1
	Mary Newman (1978-79)	*1
	Marsha Rice (1978-79)	1
	Coral Estes (1978)	1

\* - number of asterisks indicates points-assists

# - number of triple-doubles

### DOUBLE-DOUBLE SUMMARY

A total of 58 Oregon State women's basketball players have compiled at least one double-double during their career. All-Americans Carol Menken (53) and Tanja Kostic (44) have nearly twice as many as the next closest Beaver. Menken compiled a double-double in 88-percent of the games she played in (53 in 60 games).

There have been just two triple-doubles in OSU history. Judy Spoelstra had the first with 10 points, 12 rebounds, 11 assists vs. Illinois State on Jan. 7, 1983. The most recent came when Lisa Channel totaled 16 points, 10 rebounds, 10 assists vs. California on Feb. 11, 1984.

### 51

Pts	Name	Opponent
51	Carol Menken	A-Anchorage (1980)

### 46

46	Carol Menken	Utah (1980)
----	--------------	-------------

### 43

43	Carol Menken	Seattle (1980)
43	Tanja Kostic	Boise State (1995)

### 42

42	Judy Shannon	Washington (1991)
42	Carol Menken	Seattle (1980)

### 40

40	Shannon Howell	Washington (2004)
40	Juli Coleman	Pacific (1984)

### 37

37	Juli Coleman	Brigham Young (1983)
37	Carol Menken	Stanford (1981)
37	Carol Menken	UCLA (1979)
37	Carol Menken	Washington (1979)

### 36

36	Shannon Howell	Florida (2004)
36	Felicia Ragland	UC Santa Barbara (2002)
36	Judy Shannon	Arizona (1992)
36	Judy Shannon	Cal State Fullerton (1991)
36	Juli Coleman	San Jose State (1984)
36	Carol Menken	Colorado State (1980)

### DOUBLE-DOUBLES VS. PAC-10 OPPONENTS

Arizona	Home	Away	Total
	7	5	13
most recent - Jan. 30, 2003 - Corvallis, OR			
Hollye Chapman - 19 points, 11 rebounds			
Casey Nash - 14 points, 10 rebounds			

Arizona State	Home	Away	Total
	13	8	21
most recent - Feb. 21, 2004 - Tempe, AZ			
Krystal Turner - 13 points, 12 rebounds			

California	Home	Away	Total
	8	9	17
most recent - Feb. 2, 2006 - Berkeley, CA			
Tiffany Ducker - 12 points, 10 rebounds			

Stanford	Home	Away	Total
	5	3	8
most recent - Feb. 28, 2004 - Corvallis, OR			
Brina Chaney - 15 points, 10 rebounds			

Oregon	Home	Away	Total
	9	9	18
most recent - Jan. 10, 2004 - Eugene, OR			
Brina Chaney - 14 points, 13 rebounds			

UCLA	Home	Away	Total
	9	9	18
most recent - Feb. 27, 2003 - Los Angeles, CA			
Casey Bunn - 13 points, 10 rebounds			

USC	Home	Away	Total
	12	3	15
most recent - Jan. 4, 2004 - Corvallis, OR			
Brina Chaney - 11 points, 12 rebounds			

Washington	Home	Away	Total
	8	7	15
most recent - Feb. 21, 2002 - Seattle, WA			
Brina Chaney 13 points, 10 rebounds			

Washington State	Home	Away	Total
	10	7	17
most recent - Feb. 16, 2006 - Pullman, WA			
Casey Nash - 13 points, 14 rebounds			

### 35

35	Carol Menken	Montana State (1979)
35	Carol Menken	Oregon (1979)
35	Carol Menken	San Jose State (1979)
35	Carol Menken	UC Irvine (1979)
35	Carol Menken	Washington (1981)
35	Chelle Flamoie	Arizona (1988)
35	Monica Raspberry	Oregon (1988)
35	Tanja Kostic	California (1996)
35	Monica Watts	Arizona (1998)
35	Nicole Funn	Ohio (2000)

### 34

34	Carol Menken	UCLA (1981)
34	Carol Menken	Washington (1980)
34	Carol Menken	San Francisco (1979)
34	Juli Coleman	Washington State (1984)
34	Debbie Dalluge	Texas A&M (1985)
34	Tanja Kostic	Arizona (1995)
34	Shannon Howell	Washington (2005)

### 33

33	Carol Menken	UCLA (1979)
33	Carol Menken	Oregon (1979)
33	Carol Menken	Montana State (1980)
33	Carol Menken	Boise State (1980)
33	Carol Menken	Nebraska (1980)
33	Carol Menken	Washington State (1981)
33	Tanja Kostic	St. Mary's (1993)
33	Tanja Kostic	UCLA (1994)
33	Tanja Kostic	California (1995)
33	Tanja Kostic	Nebraska (1995)
33	Shannon Howell	Washington State (2005)

### 32

32	Carol Menken	Boise State (1979)
32	Carol Menken	California (1980)
32	Carol Menken	Texas (1980)
32	Carol Menken	Oregon (1981)
32	Chelle Flamoie	Portland (1987)
32	Chelle Flamoie	Arizona (1989)
32	A. Mollerstrom	Georgia (1992)
32	Tanja Kostic	Washington State (1994)
32	Felicia Ragland	Arizona State (2001)
32	Felicia Ragland	UCLA (2001)
32	Shannon Howell	Stanford (2003)

### 31

31	Carol Menken	Montana State (1979)
31	Jan Martin	Washington (1982)
31	Juli Coleman	Oregon (1985)
31	Tanja Kostic	Pepperdine (1992)
31	A. Mollerstrom	California (1995)
31	Felicia Ragland	UCLA (2001)
31	Brina Chaney	Oregon (2004)
31	Kim Butler	Portland State (2005)
31	Kim Butler	UCLA (2006)

### 30

30	Carol Menken	W. Washington (1979)
30	Carol Menken	Seattle (1979)
30	Carol Menken	Portland State (1979)
30	Carol Menken	Oregon (1979)
30	Juli Coleman	Baylor (1983)
30	Juli Coleman	Arizona (1984)
30	Juli Coleman	California (1984)
30	Juli Coleman	San Jose State (1985)
30	Juli Coleman	California (1985)
30	Monica Raspberry	Arizona State (1987)
30	Chelle Flamoie	Washington (1989)
30	Judy Shannon	Portland State (1990)
30	Judy Shannon	UCLA (1991)
30	Tanja Kostic	Portland (1992)
30	A. Mollerstrom	California (1994)
30	Felicia Ragland	California (2001)
30	Kim Butler	California (2006)

## TEAM GAME RECORDS

MOST POINTS	117 vs. Portland State	117-58	1/8/82
MOST REBOUNDS	74 vs Hawaii !	85-63	12/20/93
MOST ASSISTS	34 vs. Pacific Christian	98-47	1/9/82
MOST STEALS	38 at Portland State	87-48	2/27/80
MOST BLOCKED SHOTS	13 vs. Hawaii 13 vs. Santa Clara	79-43 89-46	1/5/80 1/28/83
BIGGEST WINNING MARGIN	60 vs. Alaska-Anchorage	114-54	2/7/80
BIGGEST REBOUND MARGIN	35 vs. Portland State (51-16)	117-58	1/8/82
MOST POINTS SCORED	117 vs. Portland State	117-58	1/8/82
MOST FIELD GOALS MADE	65 vs. Alaska-Anchorage	114-54	2/7/80
MOST FIELD GOAL ATT.	93 vs. Alaska-Anchorage 93 vs. Hawaii	114-54 85-63	2/7/80 12/20/93
BEST FIELD GOAL PERCENT.	71.9 vs. Washington (40-57)	94-61	2/26/81
MOST FREE THROWS MADE	31 vs. Hawaii %	103-64	1/1/82
MOST FREE THROW ATT.	43 vs. UC Santa Barbara	91-63	12/18/93
BEST FREE THROW PERCENT.	1.000 vs. Washington State (17-17) 1.000 at Washington (13-13)	65-55 74-87	2/14/04 1/17/04
(minimum 12 attempts)			
FEWEST POINTS SCORED	33 at Central Washington	33-40	1/29/77
FEWEST REBOUNDS	20 at Oregon 20 at Texas	47-58 72-84	3/4/88 11/30/81
FEWEST FIELD GOALS MADE	9 at Washington	38-81	1/14/78
FEWEST FIELD GOAL ATT.	39 vs. Seattle \$	60-61	3/4/80
FEWEST FREE THROWS MADE	1 at Southern Oregon 1 at Southern Illinois 1 at Montana State	53-51 65-63 70-35	2/20/78 11/27/82 11/18/05
FEWEST FREE THROW ATT.	2 at Southern Illinois	65-63	11/27/82
HIGHEST COMBINED SCORE	195 vs. UCLA #	70-125	3/16/79
BIGGEST LOSING MARGIN	90 at UCLA	35-125	12/11/76
MOST TURNOVERS	48 at Portland State	56-55	3/2/79
MOST FOULS	35 at UTEP	90-66	12/21/86
FEWEST TURNOVERS	6 vs. Oregon	63-61	1/25/06
FEWEST FOULS	9 vs. Texas-Pan American 9 vs. Utah Valley State 9 vs. Oregon	79-34 57-43 57-69	2/27/06 2/1/05 1/19/79
MOST POINTS ALLOWED	125 at UCLA	35-125	12/11/76
FEWEST POINTS ALLOWED	24 vs. Cal-Irvine	63-24	12/9/89
MOST REBOUNDS ALLOWED	79 at San Jose State	80-79	12/30/81
FEWEST REBOUNDS ALLOWED	16 vs. Portland State	117-58	1/8/82
MOST FIELD GOALS ALLOWED	45 vs. UCLA #	70-105	3/16/79
MOST FGA ALLOWED	85 vs. Alaska-Anchorage	70-68	1/30/78
MOST FREE THROWS ALLOWED	37 at Arizona (46 att.)	60-91	1/23/99
MOST FTA ALLOWED	49 at UTEP	90-66	12/21/86

! - Pacific-10 Conference single game record

% - game played in San Francisco

\$ - game played in Albany, OR

# - game played in Palo Alto

^ - game played in El Paso

## ATTENDANCE RECORDS

### LARGEST OSU CROWDS IN GILL COLISEUM

9,418	1995-96 vs. Stanford
7,881	1995-96 vs. Oregon
7,523	1995-96 vs. UCLA
6,231	1995-96 vs. Arizona
5,401	1999-00 vs. Oregon
5,233	1994-95 vs. Oregon
5,034	1998-99 vs. Oregon
4,959	1996-97 vs. Oregon
4,921	1995-96 vs. Washington
4,892	1994-95 vs. Stanford
4,763	2003-04 vs. Oregon
4,650	1985-86 vs. California
4,572	2002-03 vs. Oregon
4,456	1995-96 vs. Washington State
4,317	1995-96 vs. Arizona State
4,257	1994-95 vs. USC
4,188	1995-96 vs. Montana
4,034	2001-02 vs. Stanford
3,877	1995-96 vs. USC
3,752	2004-05 vs. Oregon
3,709	1995-96 vs. Nebraska
3,629	2001-02 vs. Oregon
3,524	1993-94 vs. Oregon
3,432	2002-03 vs. Arizona State
3,424	1994-95 vs. UCLA
3,385	1995-96 vs. California
3,257	1995-96 vs. Portland
3,150	1993-94 vs. California
3,044	2000-01 vs. Oregon
3,021	2005-06 vs. Oregon
3,019	1993-94 vs. USC

### TOP SEASON AVERAGES (HOME GAMES ONLY)

5,264	1995-96 Season
2,347	1994-95 Season
1,881	1993-94 Season
1,640	2001-02 Season
1,535	2005-06 Season
1,479	2000-01 Season
1,456	1996-97 Season
1,446	1999-00 Season
1,409	2003-04 Season
1,300	2002-03 Season
1,253	1998-99 Season
1,158	2004-05 Season
1,017	1997-98 Season
698	1992-93 Season
667	1987-88 Season
666	1990-91 Season
644	1988-89 Season

### LARGEST ROAD CROWDS

11,416	2002-03 at Texas Tech
9,738	1995-96 at Oregon





## INDIVIDUAL GAME RECORDS

### SCORING

PTS.	NAME	OPPONENT	YEAR	PLACE	FG	FT
51	Carol Menken	Alaska-Anchorage	1979-80	Corvallis	25-31	1- 5
46	Carol Menken	Utah	1979-80	Logan	22-30	2- 6
43	Carol Menken	Seattle University	1979-80	Seattle	20-24	3- 7
43	Tanja Kostic	Boise State	1995-96	Boise	17-22	9-12
42	Carol Menken	Seattle University	1979-80	Albany	17-23	8-10
42	Judy Shannon	Washington	1990-91	Corvallis	11-21	20-24
40	Shannon Howell	Washington	2003-04	Seattle	14-28	7-7
40	Juli Coleman	Pacific	1983-84	Stockton	19-33	2- 4
38	Carol Menken	Oregon	1980-81	Missoula	17-22	4- 7
38	Carol Menken	OCE	1978-79	Monmouth	17-22	4- 8
37	Juli Coleman	Brigham Young	1983-84	Provo	17-25	3- 4
37	Carol Menken	Stanford	1980-81	Corvallis	17-19	3- 6
37	Carol Menken	Washington	1978-79	Corvallis	16-32	5-10
37	Carol Menken	UCLA	1978-79	Palo Alto	16-22	5- 8
37	Felicia Ragland	Portland	2001-02	Corvallis	14-25	5-6

### ASSISTS

AST.	NAME	OPPONENT	YEAR	PLACE
15	Boky Vidic	San Diego	1993-94	Corvallis
15	Boky Vidic	Arizona	1994-95	Corvallis
14	Boky Vidic	California	1994-95	Corvallis
14	Judy Spoelstra	Santa Clara	1982-83	Corvallis
13	Margy Becker	Boise State	1981-82	Boise
13	Boky Vidic	Arizona	1993-94	Corvallis
13	Boky Vidic	California	1993-94	Berkeley
12	Judy Spoelstra	UCLA	1982-83	Corvallis
12	Margy Becker	Florida State	1981-82	Amarillo
12	Margy Becker	UCLA	1980-81	Los Angeles
12	Betty Collings	Boise State	1978-79	Corvallis
12	Lisa Channel	UCLA	1986-87	Corvallis
12	Boky Vidic	USC	1994-95	Corvallis

### REBOUNDING

REB.	NAME	OPPONENT	YEAR	PLACE
20	Carol Menken	Washington	1978-79	Corvallis
20	Brenda Arbuckle	Arizona	1983-84	Tucson
20	Natalia Mattick	Portland	1990-91	Corvallis
19	Judy Spoelstra	Washington	1981-82	Seattle
19	Carol Menken	Montana State	1978-79	Bozeman
19	Kathy Vanderstoel	Montana State	1977-78	Corvallis
18	Carol Menken	Nebraska	1980-81	Berkeley
18	Tanja Kostic	Southern Utah	1995-96	Cedar City
18	Tanja Kostic	California	1995-96	Berkeley
17	Marsha Rice	Montana	1977-78	Corvallis
17	Carol Menken	USC	1979-80	Los Angeles
17	Carol Menken	Montana State	1979-80	Corvallis
17	Carol Menken	North Carolina	1979-80	Amarillo
17	Carol Menken	Stanford	1980-81	Corvallis
17	Judy Shannon	Washington	1991-92	Corvallis
17	Tanja Kostic	Arizona State	1993-94	Corvallis
17	Tina Lelas	Oregon	1996-97	Eugene
17	Sissel Pierce	Oregon	1997-98	Eugene
17	Reda Petraitis	Wisconsin-Milwaukee	1999-00	Honolulu
17	Felicia Ragland	Oregon	2001-02	Corvallis

### STEALS

ST.	NAME	OPPONENT	YEAR	PLACE
10	Juli Coleman	Brigham Young	1983-84	Provo
9	Cheryl Sturzenegger	Portland State	1981-82	Corvallis
9	Robyn Clark	Florida State	1981-82	Amarillo
9	Lisa Channel	California	1985-86	Corvallis
9	Chelle Flamoe	California	1987-88	Corvallis
9	Margo Evashevski	Washington State	1991-92	Pullman
9	A.J. Dionne	Oregon	1993-94	Corvallis
9	A.J. Dionne	USC	1995-96	Corvallis
8	Judy Spoelstra	Washington	1982-83	Corvallis
8	Jan Martin	Washington	1982-83	Portland
8	Cheryl Sturzenegger	San Jose State	1981-82	San Jose
8	Juli Coleman	Portland State	1981-82	Corvallis
8	Pam Mollett	Portland State	1979-80	Corvallis
8	Carol Menken	North Carolina	1979-80	Amarillo
8	Cheryl Sturzenegger	Kansas State	1983-84	Portland
8	Monica Watts	Washington State	1996-97	Corvallis
8	Felicia Ragland	Princeton	2000-01	Corvallis

## INDIVIDUAL GAME RECORDS

<b>MOST POINTS</b>	51 Carol Menken (25-31 FG, 1-5 FT)	vs. Alaska-Anchorage	2/7/80	Corvallis
<b>MOST REBOUNDS</b>	20 Carol Menken 20 Brenda Arbuckle 20 Natalia Mattick	vs. Washington vs. Arizona vs. Portland	1/6/79 12/7/83 12/1/90	Corvallis Tucson Corvallis
<b>MOST STEALS</b>	10 Juli Coleman	vs. Brigham Young	11/23/83	Provo
<b>MOST ASSISTS</b>	15 Boky Vidic 15 Boky Vidic	vs. San Diego vs. Arizona	12/11/93 2/23/95	Corvallis Corvallis
<b>MOST BLOCKED SHOTS</b>	8 Brina Chaney 8 Sissel Pierce	vs. Oregon vs. Arizona State	1/18/03 2/4/00	Corvallis Corvallis
<b>MOST FT MADE</b>	15 Brina Chaney 15 Shannon Howell	vs. Oregon vs. USC	2/7/04 1/4/04	Corvallis Corvallis
<b>MOST FT ATTEMPTS</b>	19 Shannon Howell	vs. USC	1/4/04	Corvallis
<b>BEST FT PERCENTAGE</b> (minimum 10 attempts)	1.00 Brina Chaney (15-15) 1.00 Kim Butler (13-13) 1.00 Judy Spoelstra (10-10) 1.00 Kris Walsh (10-10)	vs. Oregon vs. Arizona vs. Hawaii vs. Santa Clara	2/7/04 2/11/06 1/1/82 12/6/96	Corvallis Corvallis Corvallis Corvallis
<b>MOST FG MADE</b>	25 Carol Menken	vs. Alaska-Anchorage	2/7/80	Corvallis
<b>MOST FG ATTEMPTS</b>	32 Carol Menken	vs. Alaska-Anchorage	2/7/80	Corvallis
<b>BEST FG PERCENTAGE</b> (minimum 10 attempts)	.941 Carol Menken (16-17)	vs. Washington State	2/21/81	Corvallis
<b>MOST 3-POINT FG MADE</b>	7 Felicia Ragland	at UCLA	12/22/01	Los Angeles
	7 Felicia Ragland	vs. UC Santa Barbara	1/16/02	Corvallis
<b>MOST 3-POINT FG ATT.</b>	16 Felicia Ragland	at Kansas State	12/9/01	Manhattan

## INDIVIDUAL SEASON RECORDS

### TOTAL POINTS

	YEAR	G	PTS
1. Carol Menken	1979-80	31	831
2. Carol Menken	1980-81	28	828
3. Juli Coleman	1983-84	29	658
4. Tanja Kostic	1995-96	28	650
5. Tanja Kostic	1994-95	29	648
6. Juli Coleman	1984-85	27	646
7. Felicia Ragland	2001-02	32	638
8. Judy Shannon	1991-92	28	600
9. Carol Menken	1978-79	22	584
10. Kim Butler	2005-06	31	576

### FIELD GOALS ATT

	YEAR	G	FGA
1. Felicia Ragland	2001-02	32	581
Juli Coleman	1983-84	29	581
3. Judy Shannon	1991-92	28	537
4. Juli Coleman	1984-85	27	518
Carol Menken	1979-80	31	518
6. Judy Shannon	1990-91	28	507
7. Tanja Kostic	1995-96	28	506
8. Shannon Howell	2004-05	29	482
9. Felicia Ragland	2000-01	29	464
10. Chelle Flamoe	1987-88	28	451

### FREE THROWS ATT

	YEAR	G	FTA
1. Tanja Kostic	1994-95	29	274
2. Tanja Kostic	1995-96	28	263
3. Carol Menken	1979-80	31	217
4. Tina Lelas	1996-97	27	210
5. Tanja Kostic	1993-94	28	187
6. Kim Butler	2005-06	31	186
7. Judy Shannon	1991-92	28	181
8. Tanja Kostic	1992-93	26	179
9. Carol Menken	1978-79	22	173
10. Natalia Mattick	1990-91	28	172

### SCORING AVERAGE

	YEAR	G	PTS	AVG
1. Carol Menken	1980-81	28	828	29.6
2. Carol Menken	1979-80	31	831	26.8
3. Carol Menken	1978-79	22	584	26.5
4. Juli Coleman	1984-85	27	646	23.9
5. Tanja Kostic	1995-96	28	650	23.2
6. Juli Coleman	1983-84	29	658	22.7
7. Tanja Kostic	1994-95	29	648	22.4
8. Judy Shannon	1991-92	28	600	21.4
9. Tanja Kostic	1993-94	28	578	20.6
10. Chelle Flamoe	1987-88	28	560	20.0

### FIELD GOAL PERCENTAGE

(100 attempts)	YEAR	G	FG	FGA	PCT
1. Carol Menken	1980-81	28	363	484	.750
2. Carol Menken	1979-80	31	353	518	.681
3. Carol Menken	1978-79	22	239	379	.630
4. Tina Lelas	1994-95	29	143	232	.616
5. Jan Martin	1979-80	26	64	108	.593
6. Jan Martin	1981-82	28	219	377	.581
7. A. Mollerstrom	1993-94	28	165	286	.577
8. Krystal Turner	2003-04	32	89	159	.560
9. Sissel Pierce	1997-98	27	127	228	.557
10. A. Mollerstrom	1994-95	29	170	309	.550

### FREE THROW PERCENTAGE

(25 Attempts)	YEAR	G	FT	FTA	PCT
1. Shannon Howell	2004-05	29	144	167	.862
Cindy Dubs	1977-78	16	25	29	.862
3. Amy Ellis	1993-94	24	26	31	.839
4. Leilani Estavan	2003-04	31	56	67	.836
5. Felicia Ragland	2001-02	32	111	134	.828
Chassie Wiersma	1999-00	29	53	64	.828
7. Brina Chaney	2002-03	30	82	100	.820
8. Leilani Estavan	2000-01	29	35	43	.814
9. Kim Butler	2004-05	29	74	91	.813
Jessica Mellinger	2002-03	30	26	32	.813
11. Juli Coleman	1984-85	27	112	139	.806

### REBOUNDS

	YEAR	G	REB
1. Carol Menken	1979-80	31	325
2. Tanja Kostic	1995-96	28	303
3. Carol Menken	1980-81	28	302
4. Brenda Arbuckle	1983-84	29	298
5. Carol Menken	1978-79	22	274
6. Judy Shannon	1990-91	28	265
Judy Shannon	1991-92	28	265
8. Tanja Kostic	1993-94	28	264
9. Tina Lelas	1996-97	27	246
10. Judy Spoelstra	1982-83	30	234
11. Kari Parriott	1987-88	28	232
12. Judy Spoelstra	1981-82	28	224
Natalia Mattick	1990-91	28	224

### 3-POINTERS ATT

	YEAR	ATT
1. Felicia Ragland	2001-02	199
2. Anita Rivera	2005-06	171
3. Shannon Howell	2004-05	142
4. Felicia Ragland	2000-01	136
5. Mandy Close	2005-06	126
6. Nicole McAllister	1997-98	118
7. Leilani Estavan	2003-04	111
8. Felicia Ragland	1999-00	105
9. Leilani Estavan	2002-03	99
10. Anette Mollerstrom	1994-95	95

### 3-POINTERS MADE

	YEAR	FGM
1. Felicia Ragland	2001-02	69
2. Felicia Ragland	2000-01	63
3. Anita Rivera	2005-06	49
4. Anette Mollerstrom	1993-94	43
5. Leilani Estavan	2003-04	40
Nicole McAllister	1997-98	40
7. Hollye Chapman	2003-04	39
Shannon Howell	2004-05	39
9. Mandy Close	2005-06	36
10. Hollye Chapman	2002-03	33
Sysha Thomas	2000-01	33

### FREE THROWS MADE

	YEAR	G	FTM
1. Tanja Kostic	1995-96	28	180
2. Tanja Kostic	1994-95	29	176
3. Shannon Howell	2004-05	29	144
4. Kim Butler	2005-06	31	143
5. Tanja Kostic	1993-94	28	130
6. Carol Menken	1979-80	31	125
Judy Shannon	1991-92	28	125
8. Tanja Kostic	1992-93	26	114
9. Juli Coleman	1984-85	27	112
10. Felicia Ragland	2001-02	32	111

### ASSISTS

	YEAR	G	AST
1. Boky Vidic	1994-95	29	203
2. Boky Vidic	1993-94	21	176
3. Leilani Estavan	2001-02	32	174
4. Judy Spoelstra	1982-83	30	173
5. Boky Vidic	1995-96	28	169
6. C. Sturzenegger	1983-84	29	168
7. Margy Becker	1981-82	28	167
8. Margy Becker	1980-81	28	155
9. Margo Evashevski	1991-92	28	152
10. Mandy Close	2005-06	31	149

### STEALS

	YEAR	G	ST
1. C. Sturzenegger	1981-82	28	107
2. Carol Menken	1979-80	31	106
3. C. Sturzenegger	1983-84	29	96
4. Chelle Flamoe	1987-88	28	88
5. Brenda Arbuckle	1984-85	27	84
Judy Spoelstra	1981-82	28	84
7. Juli Coleman	1983-84	29	83
Judy Shannon	1991-92	28	83
9. C. Sturzenegger	1982-83	30	82
10. Margy Becker	1980-81	28	81
Judy Shannon	1990-91	28	81

### BLOCKED SHOTS

	YEAR	G	BLK
1. Sissel Pierce	1999-00	29	85
2. Brina Chaney	2002-03	30	70
3. Carol Menken	1980-81	28	69
4. Brina Chaney	2003-04	32	68
5. Carol Menken	1979-80	31	52
6. Jan Martin	1982-83	30	50
7. <i>Tiffany Ducker</i>	2005-06	31	49
8. Brenda Arbuckle	1984-85	27	47
9. Judy Shannon	1990-91	28	46
Judy Shannon	1991-92	28	46
Sissel Pierce	1997-98	27	46

### FIELD GOALS MADE

	YEAR	G	FGM
1. Carol Menken	1980-81	31	363
2. Carol Menken	1979-80	31	353
3. Juli Coleman	1983-84	29	291
4. Juli Coleman	1984-85	27	267
5. Chelle Flamoe	1987-88	28	241
6. Carol Menken	1978-79	22	239
7. Judy Shannon	1991-92	28	236
Tanja Kostic	1994-95	29	236
9. Tanja Kostic	1995-96	28	230
10. Felicia Ragland	2001-02	32	229
11. Judy Shannon	1990-91	28	224
Tanja Kostic	1993-94	28	224





## CAREER RECORDS

### TOTAL POINTS

	G	PTS
1. Tanja Kostic (1993-96)	111	2,349
2. Carol Menken (1979-81)	81	2,243
3. Chelle Flamoe (1986-89)	112	1,851
4. Juli Coleman (1982-85)	106	1,840
5. Felicia Ragland (1999-02)	118	1,803
6. A. Mollerstrom (1993-95)	112	1,582
7. Tina Lelas (1994-97)	110	1,313
8. Hollye Chapman (2001-04)	123	1,151
9. Judy Shannon (1991-92)	56	1,148
10. Jan Martin (1980-83)	106	1,145
11. Brenda Arbuckle (1984-87)	80	1,085
12. Leilani Estavan (2001-04)	122	1,071
13. Sonjhia Fleming (1990-93)	91	1,060
14. Robyn Clark (1980-83)	116	1,009

### REBOUNDS

	G	REB
1. Tanja Kostic (1993-96)	111	1,001
2. Carol Menken (1979-81)	81	901
3. Sonjhia Fleming (1990-93)	91	759
4. Felicia Ragland (1999-02)	118	739
5. Brenda Arbuckle (1984-87)	80	681
6. Hollye Chapman (2001-04)	123	647
7. Brina Chaney (2001-04)	123	625
8. Robyn Clark (1980-83)	116	612
9. Debbie Dalluge (1985-89)	112	607
10. Tanya Mothershed (1982-85)	108	577
11. Ericka Cook (1999-02)	118	536
12. Judy Shannon (1991-92)	56	530
13. Sissel Pierce (1997-00)	97	567

### FIELD GOALS MADE

	G	FGM
1. Carol Menken (1979-81)	81	955
2. Tanja Kostic (1993-96)	111	869
3. Chelle Flamoe (1986-89)	112	784
4. Juli Coleman (1982-85)	106	691
5. Felicia Ragland (1999-02)	118	659
6. Anette Mollerstrom (1992-96)	112	632
7. Debbie Dalluge (1985-89)	112	533
8. Jan Martin (1980-83)	106	493
9. Hollye Chapman (2001-04)	123	483
10. Judy Shannon (1991-92)	56	460

### FIELD GOAL PERCENTAGE

	G	FGM-FGA	PCT
1. Carol Menken (1979-81)	81	955-1381	.692
2. Jan Martin (1980-83)	106	493- 869	.567
3. Krystal Turner (2003-04)	62	130-242	.537
4. A. Mollerstrom (1993-96)	112	632-1193	.530
5. Sissel Pierce (1997-00)	97	435-824	.528
6. Tina Lelas (1994-96)	83	336-640	.525
7. Chelle Flamoe (1986-89)	112	784-1516	.517
8. T. Mothershed (1982-85)	108	352-689	.511
9. Kim McGrew (1992-96)	90	129-257	.502
10. Chris Acarregui (1980-81)	59	223-448	.498

### SCORING AVERAGE

	G	PTS	AVG
1. Carol Menken (1979-81)	81	2,243	27.7
2. Tanja Kostic (1993-96)	111	2,349	21.2
3. Judy Shannon (1991-92)	56	1,148	20.5
4. Natalia Mattick (1991)	28	503	18.0
5. Juli Coleman (1982-85)	106	1,840	17.4
6. Chelle Flamoe (1985-89)	112	1,851	16.5
7. Shannon Howell (2004-05)	51	836	16.4
8. Felicia Ragland (1999-02)	118	1,803	15.3
9. Kim Butler (2005-06)	60	870	14.5
10. A. Mollerstrom (1993-96)	112	1,582	14.1
11. Judy Spoelstra (1982-83)	58	801	13.8
12. Brenda Arbuckle (1984-87)	80	1,085	13.6
13. Tina Lelas (1994-96)	83	896	10.8

### REBOUND AVERAGE

	G	REB	AVG
1. Carol Menken (1979-81)	81	901	11.1
2. Judy Shannon (1991-92)	56	530	9.5
3. Tanja Kostic (1993-96)	83	1,001	9.0
4. Sonjhia Fleming (1990-93)	91	759	8.3
5. Brenda Arbuckle (1984-87)	80	661	8.3
6. Natalia Mattick (1991)	28	224	8.0
7. Judy Spoelstra (1982-83)	58	458	7.9
8. Kitsy Hall (1978)	20	149	7.4
9. K. Vanderstoel (1978-79)	42	291	6.9
10. Tina Lelas (1994-97)	110	742	6.8

### FIELD GOAL ATT

	G	ATT
1. Tanja Kostic (1993-96)	111	1,773
2. Felicia Ragland (1999-02)	118	1,650
3. Juli Coleman (1982-85)	106	1,593
4. Chelle Flamoe (1986-89)	112	1,516
5. Carol Menken (1979-81)	81	1,381
6. Anette Mollerstrom (1993-96)	112	1,193
7. Brenda Arbuckle (1984-87)	80	1,054
8. Judy Shannon (1991-92)	56	1,044
9. Hollye Chapman (2001-04)	123	1,014
10. Debbie Dalluge (1985-89)	111	1,004

### FREE THROWS MADE

	G	FTM
1. Tanja Kostic (1993-96)	111	608
2. Carol Menken (1979-81)	81	333
3. Tina Lelas (1994-97)	110	321
4. Felicia Ragland (1999-02)	118	307
5. Chelle Flamoe (1986-89)	112	276
6. Ericka Cook (1999-02)	118	265
7. Brina Chaney (2001-04)	123	260
8. Juli Coleman (1982-85)	106	246
9. Shannon Howell (2004-05)	51	240
10. Leilani Estavan (2001-04)	122	228

### FREE THROWS ATT

	G	FTA
1. Tanja Kostic (1993-96)	111	903
2. Tina Lelas (1994-97)	110	602
3. Carol Menken (1979-81)	81	551
4. Ericka Cook (1999-02)	118	435
5. Felicia Ragland (1999-02)	118	401
6. Chelle Flamoe (1986-89)	112	391
7. Brina Chaney (2001-04)	123	363
8. Sonjhia Fleming (1990-93)	91	360
9. Juli Coleman (1982-85)	106	318
10. Brenda Arbuckle (1984-87)	80	306

### ASSISTS

	G	AST
1. Leilani Estavan (2001-04)	122	577
2. Boky Vidic (1994-96)	78	548
3. Margy Becker (1979-82)	104	454
4. C. Sturzenegger (1981-84)	114	449
5. Margo Evashevski (1990-93)	113	442
6. Izzy Maryntschak (1988-91)	109	439
7. A.J. Dionne (1993-96)	112	435
8. Chelle Flamoe (1986-89)	112	421
9. Betty Collings (1978-81)	100	352
10. Mandy Close (2003-06)	121	289

### STEALS

	G	STL
1. C. Sturzenegger (1981-84)	114	330
2. Margo Evashevski (1990-93)	113	276
3. Juli Coleman (1982-85)	106	275
4. Felicia Ragland (1999-02)	118	258
5. A.J. Dionne (1993-96)	112	253
6. Margy Becker (1979-82)	104	252
7. Chelle Flamoe (1986-89)	112	247
8. Robyn Clark (1980-83)	116	238
9. Brenda Arbuckle (1984-87)	80	217
10. Carol Menken (1979-81)	81	215

### FREE THROW PERCENTAGE

(100 attempts min.)	G	FT-FTA	PCT
1. Shannon Howell (2004-05)	51	240-287	.836
2. Chassie Wiersma (1999-00)	56	92-115	.800
3. Leilani Estavan (2001-04)	122	228-287	.794
4. Kim Butler (2005-06)	60	217-277	.783
5. Juli Coleman (1982-85)	106	246-318	.774
6. Felicia Ragland (1999-02)	118	307-401	.766
7. Vanessa Morris (1997-99)	81	166-221	.751
8. A.J. Dionne (1993-96)	112	84-114	.737
9. Kris Walsh (1995-98)	78	91-127	.717
10. Brina Chaney (2001-04)	123	260-363	.716

### BLOCKED SHOTS

	G	BLK
1. Brina Chaney (2001-04)	123	208
2. Sissel Pierce (1997-00)	97	176
3. Carol Menken (1979-81)	81	143
4. Tanya Mothershed (1982-85)	108	128
5. Jan Martin (1980-83)	106	116
6. Brenda Arbuckle (1984-87)	80	115
7. Ericka Cook (1999-02)	118	94
8. Judy Shannon (1991-91)	56	92
9. Debbie Dalluge (1985-89)	112	89
10. Tiffany Ducker (2005-pres.)	60	79

### 3-POINTERS MADE

	G	FGM
1. Felicia Ragland (1999-02)	118	178
2. Anette Mollerstrom (1992-96)	112	113
3. Leilani Estavan (2001-04)	122	105
4. A.J. Dionne (1993-96)	112	96
5. Hollye Chapman (2001-04)	123	93
6. Mandy Close (2003-06)	121	84
7. Anita Rivera (2003-06)	95	72
8. Vanessa Morris (1997-99)	81	71
9. Nicole McAllister (1995-98)	91	68
10. Shannon Howell (2004-05)	51	66

### 3-POINTERS ATT

	G	FGA
1. Felicia Ragland (1999-02)	118	497
2. Leilani Estavan (2001-04)	122	315
3. Anette Mollerstrom (1992-96)	112	309
4. A.J. Dionne (1993-96)	112	289
5. Mandy Close (2003-06)	121	280
6. Anita Rivera (2003-06)	95	274
7. Hollye Chapman (2001-04)	123	247
8. Vanessa Morris (1997-99)	81	239
9. Shannon Howell (2004-05)	51	234
10. Nicole McAllister (1995-98)	91	224

### GAMES PLAYED

	G
1. Brina Chaney (2001-04)	123
2. Hollye Chapman (2001-04)	123
3. Leilani Estavan (2001-04)	122
4. Jessica Mellinger (2002-05)	121
5. Mandy Close (2003-06)	121
6. Ericka Cook (1999-02)	118
7. Felicia Ragland (1999-02)	118
8. Robyn Clark (1980-83)	116
9. C. Sturzenegger (1981-84)	114
10. Margo Evashevski (1990-93)	113

# RECORDS

## OREGON STATE 1,000- POINT CLUB



**TANJA KOSTIC (1992-96)**  
2,349 POINTS IN 111 GAMES - 21.2 ppg. average

Year	RECORD	GP-GS	MIN	FG-FGA	PCT	3FG-FGA	PCT	FT-FTA	PCT	REB	AVG	PF-D	AST	TO	BS	ST	PTS	AVG
92-93	15-12	26-26	861	179-377	.475	1-1	1.000	114-179	.637	213	8.2	77-3	29	117	14	40	473	18.2
93-94	17-11	28-28	965	224-441	.508	0-0	.000	130-187	.695	264	9.4	75-1	56	112	13	49	578	20.6
94-95	21-8	29-29	991	236-449	.526	0-0	.000	176-274	.642	221	7.6	75-4	53	101	11	34	648	22.4
95-96	19-9	28-28	1040	230-506	.455	2-4	.500	188-263	.715	303	10.8	68-1	36	100	5	53	650	23.2
TOTALS	72-40	111-111	3857	869-1773	.490	3-5	.600	608-903	.673	1001	9.0	295-9	174	430	43	176	2349	21.2



**CAROL MENKEN-SCHAUDT (1978-81)**  
2,243 POINTS IN 81 GAMES - 27.7 ppg. average

Year	RECORD	GP-GS	MIN	FG-FGA	PCT	3FG-FGA	PCT	FT-FTA	PCT	REB	AVG	PF-D	AST	TO	BS	ST	PTS	AVG
78-79	15-7	22-20	804	239-379	.630	0-0	.000	106-173	.612	274	12.5	60-3	18	53	22	35	584	26.5
79-80	23-8	31-31	891	353-518	.681	0-0	.000	125-217	.576	325	10.5	79-2	18	93	52	106	831	26.8
80-81	22-6	28-28	743	363-484	.750	0-0	.000	102-161	.634	302	10.9	76-1	25	79	69	74	828	29.6
TOTALS	60-21	81-79	2438	955-1381	.692	0-0	.000	333-551	.604	901	11.1	215-6	61	225	143	215	2243	27.7



**CHELLE FLAMOE (1985-89)**  
1,851 POINTS IN 112 GAMES - 16.5 ppg. average

Year	RECORD	GP-GS	MIN	FG-FGA	PCT	3FG-FGA	PCT	FT-FTA	PCT	REB	AVG	PF-D	AST	TO	BS	ST	PTS	AVG
85-86	7-21	28-28	1067	148-300	.493	0-0	.000	72-94	.766	99	3.5	80-2	107	123	6	50	368	13.1
86-87	17-11	28-28	1062	191-352	.543	0-0	.000	38-67	.567	116	4.1	93-3	111	67	6	43	420	15.0
87-88	10-18	28-28	1098	240-449	.535	1-2	.500	79-117	.675	100	3.6	75-0	93	83	10	88	560	20.0
88-89	13-15	28-28	1091	267-518	.494	6-17	.353	87-113	.770	101	3.6	66-0	110	77	6	66	503	18.0
TOTALS	47-65	112-112	4318	784-1516	.517	7-19	.368	276-391	.706	416	3.7	314-5	421	350	28	247	1851	16.5



**JULI COLEMAN (1981-85)**  
1,840 POINTS IN 106 GAMES - 17.4 ppg. average

Year	RECORD	GP-GS	MIN	FG-FGA	PCT	3FG-FGA	PCT	FT-FTA	PCT	REB	AVG	PF-D	AST	TO	BS	ST	PTS	AVG
81-82	20-8	20-0	120	28-64	.438	0-0	.000	6-9	.667	20	1.0	14-0	10	12	0	17	62	3.1
82-83	24-6	30-30	958	211-428	.493	0-0	.000	52-69	.754	90	3.0	39-0	76	72	0	53	474	15.8
83-84	21-8	29-29	1117	291-581	.501	0-0	.000	76-101	.752	87	3.0	54-0	76	94	1	83	658	22.7
84-85	19-10	27-26	992	267-518	.515	0-0	.000	112-139	.806	49	1.8	47-1	95	122	1	76	646	23.9
TOTALS	84-32	106-85	3187	797-1591	.501	0-0	.000	246-318	.773	246	2.3	154-1	257	300	2	229	1840	17.4



**FELICIA RAGLAND (1998-2002)**  
1,803 POINTS IN 118 GAMES - 15.3 ppg. average

Year	RECORD	GP-GS	MIN	FG-FGA	PCT	3FG-FGA	PCT	FT-FTA	PCT	REB	AVG	PF-D	AST	TO	BS	ST	PTS	AVG
98-99	11-16	27-26	674	78-214	.364	18-57	.316	31-47	.660	126	4.7	50-2	49	91	2	41	205	7.6
99-00	14-16	30-30	932	146-391	.373	28-105	.267	68-91	.747	186	6.2	84-4	86	108	10	63	388	12.9
00-01	16-13	29-29	910	206-464	.444	63-136	.463	97-129	.752	215	7.4	92-3	56	87	6	75	572	19.7
01-02	17-15	32-32	1037	229-581	.394	69-199	.347	111-134	.828	212	6.6	77-2	73	99	3	79	638	19.9
TOTALS	58-60	118-117	3553	659-1650	.400	178-497	.358	307-401	.766	739	6.3	303-11	264	385	21	258	1803	15.3



**ANETTE MOLLERSTROM (1992-96)**  
1,582 POINTS IN 112 GAMES - 14.1 ppg. average

Year	RECORD	GP-GS	MIN	FG-FGA	PCT	3FG-FGA	PCT	FT-FTA	PCT	REB	AVG	PF-D	AST	TO	BS	ST	PTS	AVG
92-93	15-12	27-23	817	156-315	.495	14-39	.359	54-80	.675	110	4.1	87-4	40	106	4	51	380	14.1
93-94	17-11	28-28	844	165-286	.577	43-93	.462	39-69	.565	107	3.8	90-4	69	90	4	54	412	14.7
94-95	21-8	29-29	860	170-309	.550	32-94	.340	48-63	.762	142	4.9	95-5	88	83	7	53	420	14.5
95-96	19-9	28-28	820	141-283	.498	24-83	.289	64-89	.719	138	4.9	90-4	51	78	3	43	370	13.2
TOTALS	72-40	112-108	3341	632-1193	.530	113-309	.366	205-301	.681	497	4.4	362-17	248	357	18	201	1582	14.1



**TINA LELAS (1993-97)**  
1,313 POINTS IN 110 GAMES - 11.9 ppg. average

Year	RECORD	GP-GS	MIN	FG-FGA	PCT	3FG-FGA	PCT	FT-FTA	PCT	REB	AVG	PF-D	AST	TO	BS	ST	PTS	AVG
93-94	17-11	26-21	654	98-196	.500	0-0	.000	65-104	.625	145	5.6	68-1	18	60	17	15	261	10.0
94-95	21-8	29-28	737	143-232	.616	0-0	.000	110-180	.611	202	7.0	83-1	18	59	13	12	396	13.7
95-96	19-9	28-24	611	95-212	.448	0-1	.000	49-108	.454	149	5.3	80-2	13	48	9	15	239	8.5
96-97	11-17	27-27	867	160-309	.518	0-2	.000	97-210	.462	246	9.1	87-2	40	84	21	26	417	15.4
TOTALS	68-45	110-100	2869	496-949	.523	0-3	.000	321-602	.533	742	6.7	318-6	89	251	60	68	1313	11.9



**OREGON STATE 1,000- POINT CLUB**



**HOLLYE CHAPMAN (2000-04)**  
1,151 POINTS IN 123 GAMES - 9.4 ppg. average

Year	RECORD	GP-GS	MIN	FG-FGA	PCT	3FG-FGA	PCT	FT-FTA	PCT	REB	AVG	PF-D	AST	TO	BS	ST	PTS	AVG
00-01	16-13	29-1	613	68-146	.466	4-18	.222	17-26	.654	157	3.5	38-1	12	43	2	22	157	5.4
01-02	17-15	32-8	792	131-270	.485	17-46	.370	25-41	.610	171	5.3	54-0	31	62	15	20	304	9.5
02-03	15-15	30-28	926	149-303	.492	33-92	.359	24-42	.571	183	6.1	61-1	77	70	11	18	355	11.8
03-04	17-15	32-15	891	135-295	.458	39-91	.429	26-37	.703	194	6.1	59-0	58	85	9	26	335	10.5
TOTALS	65-58	123-52	3222	483-1014	.476	93-247	.377	92-146	.630	647	5.3	212-2	178	260	37	86	1151	9.4



**JUDY SHANNON (1990-92)**  
1,148 POINTS IN 56 GAMES - 20.5 ppg. average

Year	RECORD	GP-GS	MIN	FG-FGA	PCT	3FG-FGA	PCT	FT-FTA	PCT	REB	AVG	PF-D	AST	TO	BS	ST	PTS	AVG
90-91	17-11	28-28	917	224-507	.442	0-4	.000	100-139	.719	265	9.5	84-3	45	69	46	81	548	19.6
91-92	8-20	28-28	1002	236-537	.440	3-16	.188	125-181	.691	265	9.5	93-3	44	85	46	83	600	21.4
TOTALS	25-31	56-56	1919	460-1042	.441	3-20	.150	225-320	.703	530	9.5	177-6	89	154	92	164	1148	20.5



**JAN MARTIN (1979-83)**  
1,145 POINTS IN 106 GAMES - 10.8 ppg. average

Year	RECORD	GP-GS	MIN	FG-FGA	PCT	3FG-FGA	PCT	FT-FTA	PCT	REB	AVG	PF-D	AST	TO	BS	ST	PTS	AVG
79-80	23-8	26-0	241	64-108	.593	0-0	.000	31-48	.646	82	3.2	53-1	6	41	17	16	159	6.4
80-81	22-6	22-0	164	44-77	.571	0-0	.000	12-26	.462	58	2.6	24-0	5	13	17	10	100	4.5
81-82	20-8	28-25	804	219-377	.581	0-0	.000	60-97	.619	182	6.5	102-7	7	38	32	62	498	17.8
82-83	24-6	30-30	811	166-307	.541	0-0	.000	56-98	.571	124	4.1	114-8	7	55	50	71	388	12.9
TOTALS	89-28	106-55	2020	493-869	.567	0-0	.000	159-269	.591	446	4.2	293	25	147	116	159	1145	10.8



**BRENDA ARBUCKLE (1983-87)**  
1,085 POINTS IN 80 GAMES - 13.6 ppg. average

Year	RECORD	GP-GS	MIN	FG-FGA	PCT	3FG-FGA	PCT	FT-FTA	PCT	REB	AVG	PF-D	AST	TO	BS	ST	PTS	AVG
83-84	21-8	29-29	1002	176-389	.452	0-0	.000	55-103	.534	298	10.3	93-4	42	81	47	75	407	14.0
84-85	19-10	27-27	915	161-379	.425	0-0	.000	58-107	.542	204	7.6	74-2	80	72	30	84	380	14.1
86-87	17-11	24-23	814	120-286	.420	0-0	.000	58-96	.604	179	7.5	77-4	52	66	38	58	298	12.4
TOTALS	57-29	80-79	2731	457-1054	.434	0-0	.000	171-306	.559	681	8.5	244-10	174	219	115	217	1085	13.6



**LEILANI ESTAVAN (2000-04)**  
1,071 POINTS IN 122 GAMES - 8.8 ppg. average

Year	RECORD	GP-GS	MIN	FG-FGA	PCT	3FG-FGA	PCT	FT-FTA	PCT	REB	AVG	PF-D	AST	TO	BS	ST	PTS	AVG
00-01	16-13	29-9	707	41-107	.383	8-33	.242	35-43	.814	64	2.2	62-1	139	59	3	29	125	4.3
01-02	17-15	32-32	1126	97-245	.396	28-72	.389	62-82	.756	82	2.6	89-2	174	75	4	68	284	8.9
02-03	15-15	30-30	1024	128-326	.393	29-99	.293	75-95	.789	81	2.7	92-7	143	75	7	58	360	12.0
03-04	17-15	31-30	1030	103-287	.359	40-111	.360	56-67	.836	91	2.9	88-5	121	64	1	55	302	9.7
TOTALS	65-58	122-101	3887	369-965	.382	105-315	.333	228-287	.794	318	2.6	331-15	577	273	15	210	1071	8.8



**SONJHIA FLEMING (1989-93)**  
1,060 POINTS IN 111 GAMES - 9.5 ppg. average

Year	RECORD	GP-GS	MIN	FG-FGA	PCT	3FG-FGA	PCT	FT-FTA	PCT	REB	AVG	PF-D	AST	TO	BS	ST	PTS	AVG
89-90	5-26	30-17	790	129-265	.487	0-0	.000	49-87	.563	186	6.2	98-3	23	89	7	43	307	10.2
90-91	17-11	27-27	793	96-239	.402	0-3	.000	44-88	.500	195	7.2	90-5	38	78	21	42	236	8.7
91-92	8-20	27-27	854	123-259	.475	0-0	.000	69-113	.611	197	7.3	103-7	30	98	10	39	315	11.7
92-93	15-12	27-27	868	85-171	.497	0-0	.000	32-72	.445	181	6.7	85-5	48	77	21	70	202	7.5
TOTALS	45-69	111-98	3305	433-934	.464	0-3	.000	194-360	.539	759	6.8	376-20	139	342	59	194	1060	9.5



**ROBYN CLARK (1979-83)**  
1,009 POINTS IN 116 GAMES - 8.7 ppg. average

Year	RECORD	GP-GS	MIN	FG-FGA	PCT	3FG-FGA	PCT	FT-FTA	PCT	REB	AVG	PF-D	AST	TO	BS	ST	PTS	AVG
79-80	23-8	31-31	529	97-239	.406	0-0	.000	41-74	.554	125	4.0	115-13	42	110	16	48	235	7.6
80-81	22-6	28-28	571	100-194	.515	0-0	.000	30-47	.638	154	5.5	87-9	61	97	8	61	230	8.2
81-82	20-8	28-27	829	105-239	.439	0-0	.000	48-82	.585	144	5.1	101-11	66	77	11	69	258	9.2
82-83	24-6	29-29	1007	119-243	.490	0-0	.000	48-69	.696	189	6.5	91-3	89	89	5	60	286	9.9
TOTALS	89-28	116-115	2936	421-915	.460	0-0	.000	167-272	.614	612	5.3	394-36	258	373	40	238	1009	8.7



## ANNUAL LEADERS

### SCORING

		FG-FT	PTS	AVG
2005-06	Kim Butler	215-143	576	18.6
2004-05	Shannon Howell	160-144	503	17.3
2003-04	Shannon Howell	105-96	333	15.1
2002-03	Leilani Estavan	128-75	360	12.0
2001-02	Felicia Ragland	229-111	638	19.9
2000-01	Felicia Ragland	206-97	572	19.7
1999-00	Felicia Ragland	146-68	388	12.9
1998-99	Sissel Pierce	103-44	250	10.9
1997-98	Monica Watts	169-67	426	15.8
1996-97	Tina Lelas	160-97	417	15.4
1995-96	Tanja Kostic	230-180	650	23.2
1994-95	Tanja Kostic	236-176	648	22.4
1993-94	Tanja Kostic	224-130	578	20.6
1992-93	Tanja Kostic	179-114	473	18.2
1991-92	Judy Shannon	236-125	600	21.4
1990-91	Judy Shannon	224-100	548	19.6
1989-90	Shanna Daniels	150-41	356	11.9
1988-89	Chelle Flamoe	205-87	503	18.0
1987-88	Chelle Flamoe	240-79	560	20.0
1986-87	Monica Raspberry	203-67	473	16.9
1985-86	Debbie Dalluge	188-57	433	15.5
1984-85	Juli Coleman	267-112	646	23.9
1983-84	Juli Coleman	291-76	658	22.7
1982-83	Juli Coleman	211-52	474	15.8
1981-82	Jan Martin	219-60	498	17.8
1980-81	Carol Menken	363-102	828	29.6
1979-80	Carol Menken	353-125	831	26.8



Brenda Arbuckle led Oregon State in rebounding during three seasons, including a 10.3 rebound per game average during the 1983-84 campaign.

1993-94	Tanja Kostic	28	264	9.4
1992-93	Tanja Kostic	26	213	8.2
1991-92	Judy Shannon	28	265	9.5
1990-91	Judy Shannon	28	265	9.5
1989-90	Sonjhia Fleming	30	186	6.2
1988-89	Debbie Dalluge	27	149	5.5
1987-88	Kari Parriott	28	232	8.3
1986-87	Brenda Arbuckle	24	179	7.5
1985-86	Fonda DeCree	28	210	7.5
1984-85	Brenda Arbuckle	27	204	7.6
1983-84	Brenda Arbuckle	29	298	10.3
1982-83	Judy Spoelstra	30	234	7.8
1981-82	Judy Spoelstra	28	224	8.0
1980-81	Carol Menken	28	302	10.9
1979-80	Carol Menken	31	325	10.5

### ASSISTS

		G	AST	AVG
2005-06	Mandy Close	31	149	4.8
2004-05	Shannon Howell	29	91	3.1
2003-04	Leilani Estavan	31	121	3.9
2002-03	Leilani Estavan	30	143	4.8
2001-02	Leilani Estavan	32	174	5.4
2000-01	Leilani Estavan	29	139	4.8
1999-00	Felicia Ragland	30	86	2.9
1998-99	Cherrith Wiersma	27	68	2.5
1997-98	Nicole McAllister	27	77	2.9
1996-97	Vanessa Morris	27	73	2.7
1995-96	Boky Vidic	28	169	6.0
1994-95	Boky Vidic	29	203	7.0
1993-94	Boky Vidic	21	176	8.4
1992-93	Margo Evashevski	27	130	4.8
1991-92	Margo Evashevski	28	152	5.4
1990-91	Izzy Maryntschak	26	121	4.7
1989-90	Izzy Maryntschak	30	129	4.3
1988-89	Chelle Flamoe	28	110	3.9
1987-88	Cynthia Jackson	28	106	3.8
1986-87	Chelle Flamoe	28	111	4.0
1985-86	Chelle Flamoe	28	107	3.8
1984-85	Juli Coleman	27	95	3.5
1983-84	Cheryl Sturzenegger	29	168	5.8
1982-83	Judy Spoelstra	30	173	5.8
1981-82	Margy Becker	28	167	6.0

1980-81	Margy Becker	28	155	5.5
1979-80	Betty Collings	31	121	3.9

### STEALS

		G	STL	AVG
2005-06	Tiffany Ducker	31	61	2.0
2004-05	Shannon Howell	29	59	2.0
2003-04	Leilani Estavan	31	55	1.8
2002-03	Leilani Estavan	30	58	1.9
2001-02	Felicia Ragland	32	79	2.5
2000-01	Felicia Ragland	29	75	2.6
1999-00	Reda Petraitis	30	74	2.5
1998-99	Felicia Ragland	27	41	1.5
1997-98	Monica Watts	27	43	1.6
	Nicole McAllister	27	43	1.6
1996-97	Monica Watts	27	53	2.0
1995-96	A.J. Dionne	28	69	2.5
1994-95	A.J. Dionne	29	70	2.4
1993-94	A.J. Dionne	28	71	2.5
1992-93	Sonjhia Fleming	27	70	2.6
1991-92	Judy Shannon	28	83	3.0
1990-91	Judy Shannon	28	81	2.9
1989-90	Izzy Maryntschak	30	68	2.3
1988-89	Chelle Flamoe	28	66	2.4
1987-88	Chelle Flamoe	28	88	3.1
1986-87	Monica Raspberry	28	73	2.6
1985-86	Fonda DeCree	28	66	2.4
1984-85	Brenda Arbuckle	27	84	3.1
1983-84	Cheryl Sturzenegger	29	96	3.3
1982-83	Cheryl Sturzenegger	30	82	2.7



Tanja Kostic is the only Oregon State player to lead the Beavers in scoring and rebounding in four consecutive years.

### REBOUNDS

		G	REB	AVG
2005-06	Casey Nash	30	216	7.2
2004-05	Casey Nash	29	144	5.0
2003-04	Hollye Chapman	32	194	6.1
2002-03	Brina Chaney	30	191	6.4
2001-02	Felicia Ragland	32	212	6.6
2000-01	Felicia Ragland	29	215	7.4
1999-00	Reda Petraitis	30	223	7.4
1998-99	Sissel Pierce	23	129	5.6
1997-98	Sissel Pierce	27	173	6.4
1996-97	Tina Lelas	27	246	9.1
1995-96	Tanja Kostic	28	303	10.8
1994-95	Tanja Kostic	29	221	7.6



Cheryl Sturzenegger's 107 steals during 1981-82 are the most by a Beaver during a single year.

1981-82	Cheryl Sturzenegger	28	107	3.8
1980-81	Carol Menken	28	74	2.6
1979-80	Carol Menken	31	106	3.4

### BLOCKED SHOTS

		G	BLK	AVG
2005-06	Tiffany Ducker	31	49	1.6
2004-05	Tiffany Ducker	29	30	1.0
2003-04	Brina Chaney	32	68	2.1
2002-03	Brina Chaney	30	70	2.3
2001-02	Brina Chaney	32	38	1.2
2000-01	Brina Chaney	29	32	1.1
1999-00	Sissel Pierce	29	85	2.9
1998-99	Sissel Pierce	23	35	1.5




# RECORDS

## ANNUAL LEADERS, CONT.

1997-98	Sissel Pierce	27	46	1.7
1996-97	Kris Walsh	27	43	1.6
1995-96	Dawn Lewis	27	20	0.7
1994-95	Kim McGrew	29	26	0.9
1993-94	Allegra Green	25	34	1.4
1992-93	Sonjhia Fleming	27	21	0.8
	Allegra Green	26	21	0.8
1991-92	Judy Shannon	28	46	1.6
1990-91	Judy Shannon	28	46	1.6
1989-90	Jennifer Sharp	29	25	0.9
1988-89	Debbie Daluge	27	21	0.8
1987-88	Chelle Flamoe	28	10	0.4
1986-87	Brenda Arbuckle	24	38	1.6
1985-86	Debbie Dalluge	28	34	1.2
1984-85	Tanya Mothershed	29	41	1.4
1983-84	stats not available	-----	-----	-----
1982-83	Jan Martin	30	50	1.7
1981-82	Jan Martin	28	32	1.1
1980-81	Carol Menken	28	69	2.5
1979-80	Carol Menken	30	52	1.7

## FREE THROW PERCENT.

	G	FT-FTA	PCT
2005-06	Kim Butler	31	143-186 .769
2004-05	Shannon Howell	29	144-167 .862
2003-04	Leilani Estavan	31	56-67 .836
2002-03	Brina Chaney	30	82-100 .820
2001-02	Felicia Ragland	32	111-134 .828
2000-01	Leilani Estavan	29	35-43 .814
1999-00	Chassie Wiersma	29	53-64 .828
1998-99	Vanessa Morris	27	54-68 .794
1997-98	Vanessa Morris	27	73-98 .745
1996-97	Nicole McAllister	22	56-71 .789
1995-96	Moneka Staton	27	33-45 .733
1994-95	A. Mollerstrom	29	48-63 .762
1993-94	Allegra Green	25	37-51 .726
1992-93	A. Mollerstrom	27	54-80 .675
1991-92	Judy Shannon	28	125-181 .691
1990-91	Judy Shannon	28	100-139 .719
1989-90	Margo Evashevski	30	54-70 .771
1988-89	Chelle Flamoe	28	87-113 .770
1987-88	Chelle Flamoe	28	79-117 .675
1986-87	Monica Raspberry	28	67-99 .677
1985-86	Chelle Flamoe	28	72-94 .766
1984-85	Juli Coleman	27	112-139 .806
1983-84	Juli Coleman	29	76-101 .752
1982-83	Juli Coleman	30	52-69 .754
1981-82	Judy Spoelstra	28	65-89 .730
1980-81	C. Sturzenegger	27	36-49 .735
1979-80	Margy Becker	30	37-48 .771



Chelle Flamoe is the only Oregon State player to lead the Beavers in minutes played during four consecutive seasons. Flamoe played over 1,000 minutes in all four years, including a school best average of 39.2 minutes per game during the 1987-88 campaign.



Carol Menken finished the 1980-81 season with a school record .750 (363-484) field goal percentage.

## FIELD GOAL PERCENT.

	G	FG-FGA	PCT
2005-06	Kim Butler	31	215-428 .502
2004-05	Casey Nash	29	64-140 .457
2003-04	Krystal Turner	32	89-159 .560
2002-03	Krystal Turner	30	41-83 .494
2001-02	Hollye Chapman	32	131-270 .485
2000-01	Ericka Cook	29	135-276 .489
1999-00	Sissel Pierce	29	166-319 .520
1998-99	Sissel Pierce	23	103-202 .510
1997-98	Tanesha Wade	25	47-81 .580
1996-97	Sissel Pierce	18	39-75 .520
1995-96	A. Mollerstrom	28	141-283 .498
1994-95	Tina Lelas	29	143-232 .616
1993-94	A. Mollerstrom	28	165-286 .577
1992-93	Sonjhia Fleming	27	85-171 .497
1991-92	Margo Evashevski	28	126-264 .477
1990-91	Natalia Mattick	28	205-434 .472
1989-90	Sonjhia Fleming	30	129-265 .487
1988-89	Chelle Flamoe	28	205-415 .494
1987-88	Chelle Flamoe	28	240-449 .535
1986-87	Chelle Flamoe	28	191-352 .543
1985-86	Chelle Flamoe	28	148-300 .493



Felicia Ragland led the Beavers in both scoring and steals during three of her four seasons.

## MINUTES PLAYED

	G	MIN	AVG
2005-06	Mandy Close	31	1138 36.7
2004-05	Shannon Howell	29	955 32.9
2003-04	Leilani Estavan	31	1030 33.2
2002-03	Leilani Estavan	30	1024 34.1
2001-02	Leilani Estavan	32	1126 35.2
2000-01	Felicia Ragland	29	910 31.4
1999-00	Felicia Ragland	30	928 30.9
1998-99	Cherrith Wiersma	27	689 25.5
1997-98	Monica Watts	27	877 32.5
1996-97	Tina Lelas	27	867 32.1
1995-96	Tanja Kostic	28	1040 37.1
1994-95	Tanja Kostic	29	991 34.2
1993-94	A.J. Dionne	28	973 34.8
1992-93	Margo Evashevski	27	908 33.6
1991-92	Margo Evashevski	28	1005 35.9
1990-91	Margo Evashevski	28	925 33.0
1989-90	Shanna Daniels	30	1109 37.0
1988-89	Chelle Flamoe	28	1091 39.0
1987-88	Chelle Flamoe	28	1098 39.2
1986-87	Chelle Flamoe	28	1062 37.9
1985-86	Chelle Flamoe	28	1067 38.1
1984-85	stats not available	-----	-----
1983-84	stats not available	-----	-----
1982-83	Judy Spoelstra	30	1090 36.3
1981-82	Cheryl Sturzenegger	28	969 34.6
1980-81*	Carol Menken	28	743 26.5
1979-80*	Carol Menken	31	891 28.7
	Betty Collings	31	891 28.7

\* - incomplete record



# RECORDS



## YEAR-BY-YEAR TEAM STATISTICS

### SCORING

YEAR	G	PTS	AVG
2005-06	31	1953	63.0
2004-05	29	1757	60.6
2003-04	32	2069	64.7
2002-03	30	1801	60.0
2001-02	32	2124	66.4
2000-01	29	1996	68.8
1999-00	30	1826	60.9
1998-99	27	1646	61.0
1997-98	27	1769	65.5
1996-97	27	1774	65.7
1995-96	28	2039	72.8
1994-95	29	2296	79.2
1993-94	28	2139	76.4
1992-93	27	1869	69.2
1991-92	28	1948	69.6
1990-91	28	2050	73.2
1989-90	31	1848	59.6
1988-89	28	1857	66.3
1987-88	28	1764	63.0
1986-87	28	2006	71.6
1985-86	28	1769	63.2
1984-85	29	2034	70.1
1983-84	29	2018	69.6
1982-83	30	2130	71.0
1981-82	28	2100	75.0
1980-81	28	2286	81.6

1996-97	27	414-668	.620
1995-96	28	443-680	.652
1994-95	29	489-762	.642
1993-94	28	393-591	.665
1992-93	27	379-601	.631
1991-92	28	374-578	.647
1990-91	28	407-653	.623
1989-90	31	308-475	.648
1988-89	28	304-447	.680
1987-88	28	275-442	.622
1986-87	28	326-525	.621
1985-86	28	318-495	.642
1984-85	29	362-576	.628
1983-84	29	276-466	.592
1982-83	30	322-505	.638
1981-82	28	318-514	.619
1980-81	28	286-456	.623

### 3-POINT PERCENT.

YEAR	G	FG-FGA	AVG
2005-06	31	97-344	.282
2004-05	29	92-348	.264
2003-04	32	163-478	.341
2002-03	30	110-405	.272
2001-02	32	155-481	.322
2000-01	29	122-345	.354
1999-00	30	91-312	.292
1998-99	27	75-275	.273
1997-98	27	97-307	.316
1996-97	27	76-279	.272
1995-96	28	58-206	.282
1994-95	29	73-239	.305
1993-94	28	72-188	.383
1992-93	27	70-196	.357
1991-92	28	32-126	.254
1990-91	28	7-55	.127
1989-90	31	36-96	.375
1988-89	28	23-74	.311
1987-88	28	13-42	.310
1986-87	28		no record
1985-86	28		no record
1984-85	29		no record
1983-84	29		no record
1982-83	30		no record
1981-82	28		no record
1980-81	28		no record

### REBOUNDING

YEAR	G	REB	AVG
2005-06	31	1092	35.2
2004-05	29	1012	34.9
2003-04	32	1158	36.2
2002-03	30	1096	36.5
2001-02	32	1245	38.9
2000-01	29	1108	38.2
1999-00	30	1191	39.7
1998-99	27	1033	38.3
1997-98	27	1009	37.4
1996-97	27	1109	41.1
1995-96	28	1167	41.7
1994-95	29	1137	39.2
1993-94	28	1133	40.5
1992-93	27	993	36.8
1991-92	28	1045	37.3
1990-91	28	1245	44.5
1989-90	31	1300	41.9
1988-89	28	878	31.4
1987-88	28	868	31.0
1986-87	28	1016	36.3
1985-86	28	960	34.3

### FIELD GOAL PERCENT.

YEAR	G	FG-FGA	AVG
2005-06	31	737-1694	.435
2004-05	29	637-1648	.387
2003-04	32	752-1824	.412
2002-03	30	684-1659	.412
2001-02	32	792-1959	.404
2000-01	29	728-1707	.426
1999-00	30	693-1707	.406
1998-99	27	599-1486	.403
1997-98	27	644-1522	.436
1996-97	27	642-1513	.424
1995-96	28	769-1737	.443
1994-95	29	867-1779	.487
1993-94	28	837-1752	.478
1992-93	27	710-1588	.447
1991-92	28	771-1845	.418
1990-91	28	818-1914	.427
1989-90	31	752-1794	.419
1988-89	28	765-1779	.430
1987-88	28	738-1607	.459
1986-87	28	840-1866	.450
1985-86	28	725-1722	.421
1984-85	29	836-1838	.455
1983-84	29	871-1934	.450
1982-83	30	904-1908	.471
1981-82	28	891-1878	.474
1980-81	28	1001-1852	.540

### FREE THROW PERCENT.

YEAR	G	FT-FTA	AVG
2005-06	31	382-555	.688
2004-05	29	391-533	.734
2003-04	32	402-549	.732
2002-03	30	323-480	.673
2001-02	32	385-562	.685
2000-01	29	418-613	.682
1999-00	30	349-580	.602
1998-99	27	373-621	.601
1997-98	27	344-562	.610



1984-85	29	1079	37.2	1989-90	31	310	10.0
1983-84	29	1021	35.2	1988-89	28		no record
1982-83	30	1019	34.0	1987-88	28		no record
1981-82	28	1032	36.9	1986-87	28	339	12.1
1980-81	28	1006	35.9	1985-86	28	273	9.8

### ASSISTS

YEAR	G	AST	AVG
2005-06	31	424	13.7
2004-05	29	315	10.9
2003-04	32	462	14.4
2002-03	30	433	14.4
2001-02	32	476	14.9
2000-01	29	419	14.4
1999-00	30	430	14.3
1998-99	27	345	12.7
1997-98	27	417	15.4
1996-97	27	397	14.7
1995-96	28	445	15.9
1994-95	29	561	19.3
1993-94	28	492	17.6
1992-93	27	378	14.0
1991-92	28	399	14.3
1990-91	28	433	15.5
1989-90	31	432	13.9
1988-89	28	409	14.6
1987-88	28	415	14.8
1986-87	28	459	16.4
1985-86	28	388	13.9
1984-85	29	386	13.3
1983-84	29	501	17.3
1982-83	30	529	17.6
1981-82	28	504	18.0
1980-81	28	579	20.7

### BLOCKED SHOTS

YEAR	G	BLK	AVG
2005-06	31	131	4.2
2004-05	29	103	3.6
2003-04	32	127	4.0
2002-03	30	117	3.9
2001-02	32	105	3.3
2000-01	29	88	3.0
1999-00	30	147	4.9
1998-99	27	97	3.6
1997-98	27	87	3.2
1996-97	27	97	3.6
1995-96	28	63	2.3
1994-95	29	85	2.9
1993-94	28	104	3.7
1992-93	27	77	2.9
1991-92	28	90	3.2
1990-91	28	120	4.3
1989-90	31	68	2.2
1988-89	28		no record
1987-88	28		no record
1986-87	28	114	4.1
1985-86	28	95	3.4
1984-85	29		no record
1983-84	29		no record
1982-83	30		no record
1981-82	28	99	3.5
1980-81	28	130	4.7

### STEALS

YEAR	G	STL	AVG
2005-06	31	253	8.2
2004-05	29	249	8.6
2003-04	32	239	7.5
2002-03	30	213	7.1
2001-02	32	287	9.0
2000-01	29	257	8.9
1999-00	30	291	9.7
1998-99	27	265	9.8
1997-98	27	238	8.8
1996-97	27	240	8.9
1995-96	28	308	11.0
1994-95	29	291	10.0
1993-94	28	309	11.0
1992-93	27	330	12.2
1991-92	28	336	12.0
1990-91	28	350	12.5





## OREGON STATE BASKETBALL HISTORY

Women's basketball at Oregon State actually got its start before organized competition began. The first women's game was played in 1898; the first men's contest in 1901.

That game bore little resemblance to modern day basketball, however. The court was divided into three zones, each containing two players from the two teams. The divisions included areas for guards, centers and forwards. A center jump was held after every basket and no one was allowed to leave their zone.

Scores were low in that era - in 1914, for example, Oregon State beat Oregon by a 10-8 score.

By the 1930's, there was a change in philosophy in women's sports. Competition, per se, was discouraged. On the other hand, mass participation via class instruction and intramurals was encouraged. That philosophy prevailed until the early 1970's although women's basketball was organized as an extramural and club sport in the late 1950's.

No school in the Northwest was quite as successful as Oregon State University. Competing against clubs from other schools, Oregon State teams went undefeated from 1959 to 1966.

Basketball became an intercollegiate sport for women in 1972, when the newly organized women's athletic department started competition as a charter member of the Association for Intercollegiate Athletics for Women (AIAW). Teams competed in the Northwest College Women's Sports Association (NCWSA), Region 9 of the nine-division AIAW. Accurate records, however, were not kept in women's basketball until the 1976-77 season, when Mary Covington coached the Beavers.

The women's program joined the Pacific-10 Conference in the 1986-87 season and has remained a member ever since.



1899-1900 Oregon State women's basketball team

### WINNING/LOSING STREAKS

#### SEASON

Longest winning streak:	14	.....	1982-83
Consecutive home wins:	10	.....	1982-83
Consecutive winning seasons:	7	.....	1978-85
Longest losing streak:	17	.....	1989-90

#### ALL-TIME

Longest winning streak:	14	.....	1982-83
Consecutive home wins:	13	.....	1994-95; ..... 1995-96
Longest losing streak:	17	.....	1989-90

## MISCELLANEOUS RECORDS

Most consecutive games scoring a 3-point field goal: 71 games (streak stopped 1/25/97 vs Arizona State at Corvallis)

OSU had 3 players produce double-doubles in one game at Sacramento State 12/15/96

Tina Lelas	.....	20 pts	.....	14 reb
Kris Walsh	.....	14 pts	.....	11 reb
Monica Watts	.....	12 pts	.....	10 reb

Felicia Ragland - 21 consecutive free throws made over 6-game stretch during the 2001-02 season. Streak stopped vs USC 3/2/02 during the inaugural Pacific-10 Conference Tournament in Eugene - after missing to break the streak, Ragland reeled off nine-straight free throws over the rest of the contest, including sinking the game-winning free throws with 3.1 seconds remaining as the Beavers upset the Women of Troy, 69-68.

Shannon Howell - 21 consecutive free throws made over a 4-game stretch during the 2004-05 season.

## LETTERWINNERS

### A

Acarregui, Chris	1980-81
Adcock, Nancy	1997
Ahr, Cindy	1984-85-86
Aldred, Lisa	1984
Allen, Angela	1991-92-93
Amiton, Laura	1985-87
Arbuckle, Brenda	1984-85-87
Arnold, Tammy	1999

### B

Bagley, Angel	1994
Barfield, Kim	1992
Barrett, Liz	1997
Becker, Margy	1979-80-81-82
Blair, Tina	1982
Brigham, Donna	1981
Brooks, LaCole	1988-89
Brosterhous, Kerstin	2004-05
Brosterhous-Cook, Ericka	1999-00-01-02
Brostrom, Lori	1980
Brown, Brittany	2005
Bullard, Amy	1981
<i>Bunn-Nash, Casey</i>	<i>2003-05-06</i>
Busen, Jennifer	1997-98
Butler, Kim	2005-06
Byars, Amber	1997

### C

Cady, Cheryl	1981-82
Campbell, Tarika	2004
Casey, Melanie	2004-05
Chaney, Brina	2001-02-03-04
Channel, Lisa	1983-84-86-87
Cherry, Michele	1988
Clark, Robyn	1980-81-82-83
Close, Mandy	2003-04-05-06
Coleman, Juli	1982-83-84-85
Collings, Betty	1978-79-80-81
Collum, Michelle	1987
Cormier, Marlo	1990-91-92-93
Crawford, Kathryn	1994

### D

Dalluge, Debbie	1985-86-87-89
Daniels, Shanna	1988-90
DeCree, Fonda	1985-86-87
DeFrancesco, Carol	1986
Dionne, Anjanette	1993-94-95-96
Doherty, Maureen	1993
Dubs, Cindy	1978
<i>Ducker, Tiffany</i>	<i>2005-06</i>

### E

Ellis, Amy	1991-92-93-94
Ellis, Lisa	1985
Ernst, Angela	1988-89
Estavan, Leilani	2001-02-03-04
Estell-Smith, Michelle	2000-01-02-03
Estes, Coral	1978
Evashevski, Margo	1990-91-92-93

### F

Farzan, Sue	1979
Flamoe, Michelle	1986-87-88-89
Fleming, Sonjha	1990-91-92-93
Flippen, Yvette	1985-86
<i>Fox-Griffin, Mercedes</i>	<i>2006</i>
Funn, Nicole	2000-01

### G

Gaskins, Sara	1989-90
Gray, Yasmin	1988-89
Green, Allegra	1993-94

### H

Hall, Kitsy	1978
Harings, Lisa	1993
Hayes, Mary Kay	1979
Haynes, DeRhonda	1986-87-88-89
Hill, Cathy	1980
Hilyard, Gwen	1979
Holbrook-Chapman, Hollye	2001-02-03-04
Hoppes, Cheri	1980-81
Howell, Shannon	2004-05
Hrobowski, Rhonda	1992

### J

Jackson, Cynthia	1986-87-88-89
Jensen, Stephanie	1994
Jeske, Lillian	1978
Jodoin, Jenny	2002
Johnston, Cindi	1983-84
Johnston, Sue	1987-88-89
Jones-Mellinger, Jessica	2002-03-04-05
Jones, Vicky	1991-92

### K

Kakeranaite-Petrailis, Reda	1999-00
Kikuchi, Ayako	1985-86-87
Kinsman, Krista	2000
Kostic, Tanja	1993-94-95-96

### L

Lelas, Tina	1994-95-96-97
Lewis, Dawn	1994-95-96
Lopez, Belinda	1981-82-83-84

### M

Macy, Lisa	1995
Martin, Jan	1980-81-82-83
Maryntschak, Izzy	1988-91
Matthews, Susie	1988
Mattick, Natalia	1991
McAllister, Nicole	1985-86-87-88
McDonald, Karen	1980
McGrew, Kim	1993-94-95-96
McLean, Tara	1987
McMahon, Leah	1994-95-96
Meecker, Debbie	1978-79-80
Menken-Schardt, Carol	1979-80-81
Miller, Shannon	1979
Milnor, Dian	1978
Mitchell, Michelle	1997
Mollet, Pam	1980-81
Mollerstrom, Anette	1993-94-95-96
Morris, Vanessa	1997-98-99
Mothershed, Tanya	1982-83-84-85
Moore, Audrey	1989-90

### N

Nehl, Marissa	2001
Newman, Mary	1978-79
Novo, Serena	1983

### O

O'Keefe, Maureen	1986-87
------------------	---------

### P

Parriott, Kari	1988
Paschke, Becky	1979
Pierce, Sissel	1997-98-99-00
Pretty, Jani	1978

### R

Ragland, Felicia	1999-00-01-02
Raspberry, Monica	1985-86-87-89
Rice, Marsha	1978-79
Riel, Kathy	1980-81
Rivera, Anita	2003-04-05-06
Rogers, Jackie	1984
Rome, Tracy	1991
Rosales, Angie	1998
Rukstelyte, Kristina	2000-01-02-03

### S

Salea, Lei	1998-99
Schuckert, Kahea	1994
Scoble, Selina	1997
Shannon, Judy	1991-92
Sharp, Jennifer	1989-90
Smith, Juleen	2002-03
Smith, Kathy	1990-91
Smith, Missy	1992-93
Smith, Shelly	1994
Smits, Mireille	1988
Spoelstra, Judy	1982-83
Staton, Moneka	1995-96
Stephens, Carey Jo	2001
Stokes, Bailey	2004-05
Strane, Alcha	2005
Sturzenegger, Cheryl	1981-82-83-84
Swearingen, Jackie	1978

### T

Tanner, Barbara	1990
Thomas, Syesha	1998-99-00-01
Tichenor, Alice	1984
Turner, Krystal	2003-04

### V

Vanderstoel, Kathy	1978-79
Vidic, Boky	1994-95-96
Vickery, Karen	2003-04-05-06

### W

Wade, Tanesha	1998-99
Walsh, Kris	1995-96-97-98
Wardrop, Carol	1979
Watanabe, Lianne	1983
Watts, Monica	1996-97-98
Wheeler, Tami	1978
White, Ebony	2006
Wiersma, Chassie	1999-00
Wiersma, Cherrith	1999-00
Wilson, Jasmine	2002
Witt, Monica	1984
Wyneken, Brenda	1979

### Y

<i>Young, Ebony</i>	<i>2004-05-06</i>
Young, Jennifer	1985-86

### Z

Zeller, Julie	1984
---------------	------



## OREGON STATE INDIVIDUAL AWARDS AND HONORS

### ALL- AMERICA HONORS

- 1981 ..... Carol Menken, First Team, Kodak
- 1983 ..... Judy Spoelstra, Second Team, Kodak
- 1985 ..... Juli Coleman, First Team, Women's Basketball News Service
- 1996 ..... Tanja Kostic, Consensus All-American
- 2001 ..... Felicia Ragland, Honorable Mention Kodak; Honorable Mention Associated Press
- 2002 ..... Felicia Ragland, Honorable Mention Kodak; Honorable Mention Associated Press

### DISTRICT VIII KODAK ALL- AMERICA

- 1995 ..... Tanja Kostic, WBCA/Kodak
- 1996 ..... Tanja Kostic, WBCA/Kodak
- 2001 ..... Felicia Ragland, WBCA/Kodak
- 2002 ..... Felicia Ragland, WBCA/Kodak

### ALL- CONFERENCE HONORS

#### NORTHWEST COLLEGE WOMEN'S SPORTS ASSOCIATION

- 1980 ..... Carol Menken, First Team, NCWSA  
(Northwest College Women's Sports Assn.)
- 1981 ..... Carol Menken, First Team, NCWSA  
(Northwest College Women's Sports Assn.)
- 1982 ..... Carol Menken, First Team, NCWSA  
(Northwest College Women's Sports Assn.)

#### NORPAC CONFERENCE

- 1983 ..... Judy Spoelstra, First Team, NorPac  
Juli Coleman, Second Team, NorPac  
Robyn Clark, Honorable Mention, NorPac
- 1984 ..... Juli Coleman, First Team, NorPac  
Brenda Arbuckle, Second Team, NorPac;  
Lisa Channel, Honorable Mention All-Freshman, NorPac
- 1985 ..... Juli Coleman, First Team, NorPac  
Brenda Arbuckle, Honorable Mention, NorPac  
Debbie Dalluge, All-Freshman Team, NorPac
- 1986 ..... Debbie Dalluge, First Team, NorPac  
Chelle Flamoe, All-Freshman Team, NorPac

#### PACIFIC- 10 CONFERENCE

- 1987 ..... Chelle Flamoe, Honorable Mention, Pac-10  
Monica Raspberry, Honorable Mention, Pac-10
- 1988 ..... Chelle Flamoe, First Team, Pac-10
- 1989 ..... Chelle Flamoe, First Team, Pac-10
- 1991 ..... Judy Shannon, First Team, Pac-10  
Natalia Mattick, All-Freshman Team, Pac-10
- 1992 ..... Judy Shannon, First Team, Pac-10
- 1993 ..... Tanja Kostic, First Team, Pac-10
- 1994 ..... Tanja Kostic, First Team, Pac-10
- 1995 ..... Tanja Kostic, First Team, Pac-10 Player of the Year  
Boky Vidic, First Team, Pac-10  
Anette Mollerstrom, Honorable Mention, Pac-10
- 1996 ..... Tanja Kostic, First Team, Co-Pac-10 Player of the Year  
Anette Mollerstrom, Honorable Mention, Pac-10  
Boky Vidic, Honorable Mention, Pac-10
- 1997 ..... Tina Lelas, First Team, Pac-10
- 2000 ..... Sissel Pierce, First Team, Pac-10  
Felicia Ragland, First Team, Pac-10  
Nicole Funn, Honorable All-Freshman, Pac-10
- 2001 ..... Felicia Ragland, First Team, Pac-10 Player of the Year  
Leilani Estavan, Honorable Mention All-Freshman, Pac-10
- 2002 ..... Felicia Ragland, First Team, Pac-10  
Leilani Estavan, Honorable Mention, Pac-10  
Juleen Smith, Honorable Mention All-Freshman, Pac-10
- 2003 ..... Leilani Estavan, First Team, Pac-10  
Hollye Chapman, Honorable Mention, Pac-10  
Casey Bunn, Honorable Mention All-Freshman, Pac-10
- 2004 ..... Leilani Estavan, Honorable Mention, Pac-10  
Brina Chaney, Honorable Mention, Pac-10  
Shannon Howell, Honorable Mention, Pac-10
- 2005 ..... Shannon Howell, Honorable Mention, Pac-10
- 2006 ..... Kim Butler, Honorable Mention, Pac-10

### PAC- 10 PLAYER OF THE YEAR

- 1995 ..... Tanja Kostic
  - 1996 ..... \*Tanja Kostic
  - 2001 ..... Felicia Ragland
- \*Indicates Co-Pac-10 Player of the Year

### PAC- 10 ALL- FRESHMEN TEAM

- 1993 ..... \*Tanja Kostic  
Anette Mollerstrom
  - 1994 ..... Tina Lelas
  - 2000 ..... Nicole Funn, Honorable Mention
  - 2001 ..... Leilani Estavan, Honorable Mention
  - 2002 ..... Juleen Smith, Honorable Mention
  - 2003 ..... Casey Bunn, Honorable Mention
- \*Indicates Pac-10 Freshman of the Year

### UNITED STATES OLYMPIC TEAM

- 1984 ..... Carol Menken, U.S. Olympic Team  
at 1984 Olympics, Los Angeles, CA



### OREGON STATE ATHLETIC HALL OF FAME

- 1988 ..... Carol Menken
- 1994 ..... Judy Spoelstra
- 2005 ..... Tanja Kostic

### OREGON SPORTS HALL OF FAME

- 1993 ..... Carol Menken

### ACADEMIC ALL- AMERICANS

- 1983 ..... Juli Coleman, Honorable Mention, CoSIDA
  - 1984 ..... Juli Coleman, Honorable Mention, CoSIDA
  - 1985 ..... Juli Coleman, Second Team, CoSIDA
  - 1987 ..... Chelle Flamoe, Second Team, CoSIDA
  - 1988 ..... \*Chelle Flamoe, First Team, CoSIDA
  - 1989 ..... \*Chelle Flamoe, First Team, CoSIDA
  - 1993 ..... Margo Evashevski, First Team, CoSIDA
- \*Indicates Academic All-American Player of the Year.





CAROL MENKEN-SCHAUDT

## CAROL MENKEN- SCHAUDT

KODAK ALL-AMERICAN, FIRST TEAM, 1981

Oregon State's first All-American, Carol Menken, earned three letters for the Beavers from 1979-81. A native of Jefferson, Oregon, Menken transferred to OSU after playing one season at Linn-Benton Community College. Menken was named Kodak All-America after leading her team to a 22-6 record her senior season. Menken led the nation in field goal shooting with an incredible .750 percentage. She holds career records at OSU for scoring (2,243), rebounding (901) and field goal percentage (.692), playing a total of 81 games. Menken also holds the school mark for single game scoring, with 51 points versus Alaska-Anchorage in the 1979-80 season. She shares the single game rebounding high of 20 boards with Brenda Arbuckle and Natalia Mattick. During her career at OSU, Menken was a three-time Northwest College Women's Sports Association All-Conference selection (1980-82). She went on to win the gold medal in the 1984 Olympic Games as a member of the U.S. team and played professionally overseas for several years. In 1988, Menken was named to the OSU Athletic Hall of Fame.



JUDY SPOELSTRA

## JUDY SPOELSTRA

KODAK ALL-AMERICAN, SECOND TEAM, 1983

Judy Spoelstra played two seasons for the Beavers from 1982-83, and was chosen Kodak All-America at the end of her senior year in 1983. A native of Wenatchee, Washington and a transfer from Washington State University, Spoelstra held the single season (1983) assist record at Oregon State for 10 years and now ranks third with 173. For several years, she also ranked 10th on the all-time career chart for assists after playing just two seasons at OSU. Her 14 assists versus Santa Clara in the 1982-83 season stands second on the OSU single game assist chart. Spoelstra earned first-team NorPac All-Conference honors her senior season. In 1994, Spoelstra was named to OSU's Athletic Hall of Fame.




JULI COLEMAN

## JULI COLEMAN

WOMEN'S BASKETBALL NEWS SERVICE ALL-AMERICAN, FIRST TEAM, 1985

OSU's third All-American, Juli Coleman, lettered at Oregon State from 1982-85. She was selected Women's Basketball News Service All-America her senior year. A native of Issaquah, Washington, Coleman was Oregon State's all-time leading free throw shooter with a 77.4 percentage after four seasons. She still holds the single game record for steals with 10, set in the 1983-84 season. Coleman was named to the NorPac All-Conference team three times, including first-team honors twice. She also excelled academically and is one of only three OSU players to ever receive CoSIDA Academic All-America honors. Coleman received honorable mention Academic All-America accolades twice, and second-team honors her senior year. Coleman will be inducted into the OSU Athletic Hall of Fame on September 13, 2003.



TANJA KOSTIC

## TANJA KOSTIC

CONSENSUS ALL-AMERICAN, 1996

Tanja Kostic became OSU's fourth All-American following the 1996 season. Kostic was consensus All-American, having been named either first or second team on every team that was announced following the 1995-96 season. She was named first team by United Press International Basketball America and College Sports Magazine. She was named second team by the Associated Press and honorable mention by the WBCA/Kodak team. Kostic finished her OSU career as a four-time All-Pacific-10 Conference pick and a two-time selection as Player of the Year. She was named Pac-10 Player of the Week eight times in her four seasons, tying the conference record. Kostic scored 2,349 points and hauled down 1,001 career rebounds, both OSU records. She is the second-leading career scorer in the Pac-10, behind USC's Lisa Leslie (2,414). Kostic set OSU and Pac-10 records for free throws attempted (903), free throws made (608), and an OSU record for field goals attempted (1,773). She ranks sixth in Pac-10 career rebounding.




FELICIA RAGLAND

## FELICIA RAGLAND

KODAK ALL-AMERICAN,  
HONORABLE MENTION, 2001, 2002

Felicia Ragland became the first Oregon State player since Tanja Kostic (1996) to earn Kodak All-America honors after a stellar season in 2001. A native of Tulare, California, Ragland led the Beavers in scoring with 19.7 points per game and 7.4 rebounds per outing. The junior guard tallied seven double-doubles on the season and reached double figures in scoring on 27 occasions. Ragland was named Pacific-10 Conference Player of the Year and garnered honorable mention Associated Press All-America status as well as District VIII Kodak All-America honors. She garnered honorable mention Kodak All-America honors, honorable mention Associated Press and District VIII All-America honors for a second consecutive year at the completion of her senior season in 2002. Ragland led the Beavers and the Pac-10 in scoring with 19.9 points per game while pulling down a team-best 6.6 rebounds. She tallied 20-plus points 13 times and was the only Pac-10 player to surpass the 30-point barrier on four occasions. Ragland finished her stellar career as the OSU leader in 3-point field goals made (178) and ranks in the top 10 in 14 career statistical categories. She is only the third player in Oregon State history to score 1,500 points (1,803) and pull down 600 rebounds (739). Ragland became the first Beaver player drafted by the Women's National Basketball Association (WNBA) when she was selected as the 28th pick overall by the Seattle Storm in April 2001.

## OREGON STATE RETIRED JERSEYS - #33 AND #34



*Oregon State has retired the jersey's of two players during the 30-year history of the women's basketball program.*

*No. 33 Carol Menken (1979-81) became the first OSU female athlete to have her jersey retired when she was honored in a ceremony during the 1996 campaign.*

*No. 34 Felicia Ragland (1999-02) witnessed her jersey hang from the rafters prior to the Beavers' victory against California in 2003.*





## FINAL ASSOCIATED PRESS POLLS

### 1976-77

1. Delta State
2. Immaculata
3. St. Joseph's
4. Cal State Fullerton
5. Tennessee
6. Tennessee Tech
7. Wayland Baptist
8. Montclair State
9. Stephen F. Austin
10. North Carolina State
11. Louisiana State
12. Baylor
13. UCLA
14. Old Dominion
15. SE Louisiana
16. Maryland
17. Michigan State
18. Mississippi College
19. Southern Connecticut
20. Kansas State

### 1977-78

1. Tennessee
2. Wayland Baptist
3. North Carolina State
4. Montclair State
5. UCLA
6. Maryland
7. Queens College
8. Valdosta State
9. Delta State
10. Louisiana State
11. St. Joseph's
12. Old Dominion
13. Missouri
14. Stephen F. Austin
15. Texas
16. Ohio State
17. Penn State
18. Southern Connecticut
19. Memphis State
20. Mississippi

### 1978-79

1. Old Dominion
2. Louisiana Tech
3. Tennessee
4. Texas
5. Stephen F. Austin
6. UCLA
7. Rutgers
8. Maryland
9. Cheyney State
10. Wayland Baptist
11. North Carolina State
12. Valdosta State
13. Penn State
14. Kansas State
15. South Carolina
16. Northwestern
17. Nevada-Las Vegas
18. Long Beach State
19. Fordham
20. Montclair State

### 1979-80

1. Old Dominion
2. Tennessee
3. Louisiana Tech
4. South Carolina
5. Stephen F. Austin
6. Maryland
7. Texas
8. Rutgers
9. Long Beach State
10. North Carolina State
11. Kansas
12. Cheyney State
13. Kansas State

14. Kentucky
15. Northwestern
16. Mercer
17. OREGON
18. Central Missouri State
19. San Francisco
20. Brigham Young

### 1980-81

1. Louisiana Tech
2. Tennessee
3. Old Dominion
4. USC
5. Cheyney State
6. Long Beach State
7. UCLA
8. Maryland
9. Rutgers
10. Kansas
11. Kentucky
12. OREGON
13. North Carolina State
14. Stephen F. Austin
15. Illinois State
16. Texas
17. Jackson State
18. Minnesota
19. OREGON STATE
20. Clemson

### 1981-82

1. Louisiana Tech
2. Cheyney State
3. Maryland
4. Tennessee
5. Texas
6. USC
7. Old Dominion
8. Rutgers
9. Long Beach State
10. Penn State
11. Villanova
12. North Carolina State
13. Kentucky
14. Kansas State
15. South Carolina
16. Drake
17. Memphis State
18. ARIZONA STATE
19. OREGON
20. Missouri

### 1982-83

1. Louisiana Tech
2. USC
3. Texas
4. Old Dominion
5. Cheyney State
6. Maryland
7. Long Beach State
8. Georgia
9. Tennessee
10. Penn State
11. Kentucky
12. ARIZONA STATE
13. Mississippi
14. Auburn
15. Missouri
16. North Carolina State
17. Kansas State
18. North Carolina
19. OREGON STATE
20. Louisiana State

### 1983-84

1. Texas
2. Louisiana Tech
3. Georgia
4. Old Dominion
5. USC

6. Long Beach State
7. Kansas State
8. Louisiana State
9. Cheyney State
10. Mississippi
11. Missouri
12. Alabama
13. Northeast Louisiana
14. North Carolina
15. Tennessee
16. North Carolina State
17. Maryland
18. Virginia
19. Ohio State
20. Tenn.-Chattanooga

### 1984-85

1. Texas
2. Northeast Louisiana
3. Long Beach State
4. Louisiana Tech
5. Old Dominion
6. Mississippi
7. Ohio State
8. Georgia
9. Penn State
10. Auburn
11. WASHINGTON
12. North Carolina State
13. Tennessee
14. Western Kentucky
15. USC
16. Nevada-Las Vegas
17. St. Joseph's
18. UCLA
19. Texas Tech
20. San Diego State

### 1985-86

1. Texas
2. Georgia
3. USC
4. Louisiana Tech
5. Western Kentucky
6. Virginia
7. Auburn
8. Long Beach State
9. Louisiana State
10. Rutgers
11. Mississippi
12. Ohio State
13. Penn State
14. Iowa
15. Tennessee
16. North Carolina
17. James Madison
18. Southern Illinois
19. Oklahoma
20. Vanderbilt

### 1986-87

1. Texas
2. Auburn
3. Louisiana Tech
4. Long Beach State
5. Rutgers
6. Georgia
7. Tennessee
8. Mississippi
9. Iowa
10. Ohio State
11. James Madison
12. North Carolina State
13. Ohio State
14. Louisiana State
15. Penn State
16. Southern Illinois
17. Villanova
18. Vanderbilt
19. USC
20. WASHINGTON

### 1987-88

1. Tennessee
2. Iowa
3. Auburn
4. Texas
5. Louisiana Tech
6. Ohio State
7. Long Beach State
8. Rutgers
9. Maryland
10. Virginia
11. WASHINGTON
12. Mississippi
13. STANFORD
14. James Madison
15. USC
16. Montana
17. Georgia
18. New Mexico State
19. Stephen F. Austin
20. La Salle

### 1988-89

1. Tennessee
2. Auburn
3. Louisiana Tech
4. STANFORD
5. Maryland
6. Texas
7. Long Beach State
8. Iowa
9. Colorado
10. Georgia
11. Stephen F. Austin
12. Mississippi
13. North Carolina State
14. Ohio State
15. Purdue
16. Nevada-Las Vegas
17. South Carolina
18. La Salle
19. Western Kentucky
20. Old Dominion

### 1989-90

1. Louisiana Tech
2. STANFORD
3. WASHINGTON
4. Tennessee
5. Nevada-Las Vegas
6. Stephen F. Austin
7. Georgia
8. Texas
9. Auburn
10. Iowa
11. North Carolina State
12. Virginia
13. Northwestern
14. Long Beach State
15. Purdue
16. Hawaii
17. Northern Illinois
18. Providence
19. South Carolina
20. Southern Mississippi
21. Tennessee Tech
22. Arkansas
23. Louisiana State
24. Mississippi
25. St. Joseph's

### 1990-91

1. Penn State
2. Virginia
3. Georgia
4. Tennessee
5. Purdue
6. Auburn
7. North Carolina State
8. Louisiana State
9. Arkansas
10. Western Kentucky
11. STANFORD
12. WASHINGTON
13. Connecticut
14. Stephen F. Austin
15. Providence
16. Texas
17. Nevada-Las Vegas
18. Long Beach State
19. Mississippi
20. Rutgers
21. Clemson
22. Northwestern
23. Iowa
24. Lamar
25. Oklahoma State

### 1991-92

1. Virginia
2. Tennessee
3. STANFORD
4. Stephen F. Austin
5. Mississippi
6. Miami (Fla.)
7. Iowa
8. Maryland
9. Penn State
10. SW Missouri State
11. Purdue
12. Texas Tech
13. Vanderbilt
14. West Virginia
15. Western Kentucky
16. George Washington
17. Kansas
18. Alabama
19. Texas
20. Clemson
21. Creighton
22. Houston
23. USC
24. Colorado
25. UC Santa Barbara  
Vermont

### 1992-93

1. Vanderbilt
2. Tennessee
3. Ohio State
4. Iowa
5. Texas Tech
6. STANFORD
7. Auburn
8. Penn State
9. Virginia
10. Colorado
11. Maryland
12. Stephen F. Austin
13. Western Kentucky
14. Louisiana Tech
15. USC
16. Texas
17. North Carolina
18. Vermont
19. Bowling Green
20. Miami (Fla.)
21. Georgia
22. Nebraska
23. Hawaii
24. Kansas
25. Northern Illinois  
Oklahoma State





# RECORDS

## 1993-94

1. Tennessee
2. Penn State
3. Connecticut
4. North Carolina
5. Colorado
6. Louisiana Tech
7. USC
8. Purdue
9. Texas Tech
10. Virginia
11. STANFORD
12. Vanderbilt
13. Iowa
14. Seton Hall
15. Kansas
16. Alabama
17. Montana
18. WASHINGTON
19. Florida International
20. Florida
21. Boise State
22. Southern Mississippi
23. Mississippi
24. Bowling Green
25. Texas

## 1994-95

1. Connecticut
2. Colorado
3. Tennessee
4. STANFORD
5. Texas Tech
6. Vanderbilt
7. Penn State
8. Louisiana Tech
9. Western Kentucky
10. Virginia
11. North Carolina
12. Georgia
13. Alabama
14. WASHINGTON
15. Arkansas
16. Purdue
17. Florida
18. George Washington
19. Mississippi
20. Duke
21. **OREGON STATE**
22. San Diego State
23. Kansas
24. North Carolina State
25. Old Dominion

## 1995-96

1. Louisiana Tech
2. Connecticut
3. STANFORD
4. Tennessee
5. Georgia
6. Old Dominion
7. Iowa
8. Penn State
9. Texas Tech
10. Alabama
11. Virginia
12. Vanderbilt
13. Duke
14. Clemson
15. Purdue
16. Florida
17. Colorado
18. Wisconsin
19. Auburn
20. Kansas
21. Notre Dame
22. **OREGON STATE**
23. North Carolina State
24. Mississippi
25. Texas A&M

## 1996-97

1. Connecticut
2. Old Dominion
3. STANFORD
4. North Carolina
5. Louisiana Tech
6. Georgia
7. Florida
8. Alabama
9. Louisiana State
10. Tennessee
11. Kansas
12. Virginia
13. Auburn
14. Texas
15. Notre Dame
16. Illinois
17. Texas Tech
18. Colorado
19. Stephen F. Austin
20. Vanderbilt
21. Clemson
22. George Washington
23. Tulane
24. Michigan State
25. Western Kentucky

## 1997-98

1. Tennessee
2. Old Dominion
3. Connecticut
4. Louisiana Tech
5. STANFORD
6. Texas Tech
7. North Carolina
8. Duke
9. ARIZONA
10. N. Carolina St.
11. Alabama
12. Fla. International
13. Florida
14. Clemson
15. W. Kentucky
16. Illinois
17. Virginia
18. Vanderbilt
19. Stephen F. Austin
20. Hawaii
21. Purdue
22. Drake
23. Iowa
24. Iowa St.
25. UCLA

## 1998-99

1. Purdue
2. Tennessee
3. Louisiana Tech
4. Connecticut
5. Old Dominion
6. Texas Tech
7. Colorado State
8. Notre Dame
9. Rutgers
- 10t. Clemson
- 10t. Duke
12. Georgia
13. Virginia Tech
14. North Carolina
15. UCLA
16. OREGON
17. UC Santa Barbara
18. Penn State
19. Iowa State
20. Virginia
21. Louisiana State
22. Alabama
23. Tulane
24. Florida International
25. Toledo

## 1999-00

1. Connecticut (41)
2. Tennessee (3)
3. Louisiana Tech
4. Georgia
5. Notre Dame
6. Penn State
7. Iowa State
8. Rutgers
9. UC Santa Barbara
10. Duke
11. Texas Tech
12. Mississippi State
13. Purdue
14. Old Dominion
15. LSU
16. Auburn
17. Boston College
18. Oklahoma
19. Virginia
20. Oregon
21. Arizona
22. Tulane
23. No. Carolina State
24. Xavier
25. Michigan

## 2000-01

1. Connecticut (32)
2. Notre Dame (5)
3. Tennessee (3)
4. Georgia
5. Duke
6. Louisiana Tech
7. Oklahoma
8. Iowa State
9. Purdue
10. Vanderbilt
11. Rutgers
12. Xavier
13. Texas Tech
14. Florida
15. SW Missouri State
16. Iowa
17. Utah
18. Louisiana State
19. North Carolina State
20. Colorado
21. Penn State
22. Clemson
23. Baylor
24. Wisconsin
- 25t. ARIZONA STATE
- Virginia Tech

## 2001-02

1. Connecticut (44)
2. Oklahoma
3. Duke
4. Vanderbilt
5. STANFORD
6. Tennessee
7. Baylor
8. Louisiana Tech
9. Purdue
10. Iowa State
11. Kansas State
12. Colorado
13. South Carolina
14. Texas
15. Old Dominion
16. North Carolina
17. Texas Tech
18. Minnesota
19. Cincinnati
20. Colorado State
21. Boston College
22. Louisiana State
23. Florida International
- 24t. Florida
- Penn State

## 2002-03

1. Connecticut
2. Duke
3. LSU
4. Tennessee
5. Texas
6. Louisiana Tech
7. Texas Tech
8. Kansas State
9. STANFORD
10. Purdue
11. Villanova
12. North Carolina
13. Mississippi State
14. Vanderbilt
15. Penn State
16. South Carolina
17. Minnesota
18. UC Santa Barbara
19. Georgia
20. Ohio State
21. Wisconsin Green Bay
22. ARIZONA
23. Rutgers
24. Arkansas
- 25t. Boston College
- George Washington

## 2003-04

1. Duke
2. Tennessee
3. Purdue
4. Texas
5. Penn State
6. Connecticut
7. Louisiana Tech
8. Kansas State
9. Houston
10. STANFORD
11. Oklahoma
12. North Carolina
13. Vanderbilt
14. Texas Tech
15. Baylor
16. Georgia
17. Colorado
18. Boston College
19. LSU
20. Texas Christian
21. Ohio State
22. Auburn
23. Michigan State
24. Minnesota
25. Villanova

## 2004-05

1. STANFORD
2. LSU
3. Tennessee
4. North Carolina
5. Baylor
6. Michigan State
7. Duke
8. Ohio State
9. Rutgers
10. Connecticut
11. Notre Dame
12. Minnesota
13. Texas
14. Texas Tech
15. Temple
16. Kansas State
17. DePaul
18. Vanderbilt
19. Iowa State
20. Georgia
21. NC State
22. Penn State
23. Texas Christian
24. Wisconsin-Green Bay
25. Boston College

## 2005-06

1. North Carolina
2. Ohio State
3. Maryland
4. Duke
5. LSU
6. Tennessee
7. Oklahoma
8. Connecticut
9. Rutgers
10. Baylor
11. Purdue
12. Georgia
- 13t. STANFORD
- 13t. DePaul
15. ARIZONA STATE
16. Michigan State
17. Louisiana Tech
18. Utah
19. Temple
20. Texas A&M
21. UCLA
22. Brigham Young
23. Bowling Green
24. New Mexico
25. Minnesota

\*Pacific-10 Conference teams listed in ALL CAPS

## OREGON STATE'S ALL-TIME LISTING IN THE RANKINGS (Final ranking in bold)

Week	Date	Rank
17	3/15/81	18
<b>18</b>	<b>3/26/81</b>	<b>19</b>
9	1/16/83	20
10	1/23/83	19
11	1/30/83	17
15	2/27/83	20
16	3/6/83	20
17	<b>3/13/83</b>	<b>19</b>
2	12/2/86	19
6	12/20/94	25
7	12/27/94	25
9	1/10/95	21
13	2/7/95	23
14	2/14/95	21
15	2/21/95	21
16	2/28/95	19
17	3/7/95	24
<b>18</b>	<b>3/14/95</b>	<b>21</b>
1	11/14/95	20
2	11/21/95	18
3	11/27/95	17
4	12/4/95	15
5	12/11/95	15
6	12/18/95	14
7	12/25/95	13
8	1/1/96	12
9	1/8/96	11
10	1/15/96	12
11	1/22/96	15
12	1/29/96	18
13	2/5/96	16
14	2/12/96	15
15	2/19/96	15
16	2/26/96	14
17	3/4/96	21
<b>18</b>	<b>3/11/96</b>	<b>22</b>

## OREGON STATE IN POSTSEASON PLAY

### NCAA TOURNAMENT

- 1983** (First Round at Salem, OR) Oregon State 75, UCLA 62  
(Western Regional at UCLA) Long Beach State 92, Oregon State 72
- 1984** (First Round at Missoula, MT) Montana 56, Oregon State 47
- 1994** (First Round at Tuscaloosa, AL) Alabama 96, Oregon State 86
- 1995** (First Round at Bowling Green, KY) Oregon State 88, Tennessee State 75 OT  
(Second Round at Bowling Green KY) Western Kentucky 85, Oregon State 78
- 1996** (First Round at Clemson, SC) Stephen F. Austin 67, Oregon State 65

**NCAA TOURNAMENT WIN-LOSS RECORD:** Five Years, 2-5 (.286)

### AIAW TOURNAMENT

- 1979** (Region 9 Playoffs at Palo Alto, CA) UCLA 105, Oregon State 70  
Oregon State 78, Brigham Young 74
- 1981** (Region 9 Playoffs at UCLA) UCLA 72, Oregon State 65

**AIAW TOURNAMENT WIN-LOSS RECORD:** Two Years, 1-2 (.333)

### OREGON STATE CONFERENCE/ NATIONAL TOURNAMENT CHAMPIONSHIPS

- 1979** Champions (Northwest Women's Basketball League)
- 1980** NWIT National Champions  
National Women's Invitational Tournament
- 1981** NWBL Champions
- 1982** NWIT National Champions
- 1983** NorPac Champions

### NCAA TOURNAMENT BOX SCORES

**GAME 1 - OREGON STATE 75, UCLA, 62**  
**FIRST ROUND NCAA TOURNAMENT (March 19, 1983)**  
Salem, Ore. • Sparks Center, Willamette University (1,523)

**W**

UCLA	FG-FGA	FT-FTA	REB	PF	TP	A	TO	BLK	S	MIN
Hardy, Angel	3-5	1-1	0	5	7	3	2	0	0	30
McCoy, Michelle	2-7	1-2	3	4	5	6	7	0	3	23
McFadem, Dorrice	0-3	0-1	1	0	0	0	1	0	0	5
Joyner, Jackie	2-8	2-2	6	2	6	3	6	0	2	32
Thompson, Necie	10-18	4-6	13	4	24	1	3	1	3	34
Jones, Charlotte	4-7	4-6	7	4	12	2	1	0	1	31
Dean, Anne	1-3	0-0	0	0	2	0	5	0	1	23
Thurston, Deborah	2-4	0-0	1	1	4	0	0	0	0	11
Alston, Tonya	1-1	0-0	4	0	2	0	2	0	0	11
Hegarty, Mary	DNP									
<b>Totals</b>	<b>25-56</b>	<b>12-18</b>	<b>40</b>	<b>20</b>	<b>62</b>	<b>15</b>	<b>27</b>	<b>1</b>	<b>10</b>	<b>200</b>
<b>TOTAL FG%</b>	1st Half: 11-22 50.0%		2nd Half: 14-34 41.2%		Game: 44.6%					
OREGON STATE	FG-FGA	FT-FTA	REB	PF	TP	A	TO	BLK	S	MIN
Sturzenegger, Cheryl	3-4	3-4	2	3	9	2	4	0	0	37
Lopez, Belinda	0-0	0-0	0	1	0	0	1	0	0	1
Coleman, Juli	3-9	0-0	2	0	6	1	4	0	2	30
Channel, Lisa	1-5	1-2	2	4	3	3	2	0	3	16
Clark, Robyn	10-12	3-4	6	3	23	5	3	0	3	38
Martin, Jan	10-16	3-7	5	3	23	1	2	2	3	37
Mothershed, Tanya	1-2	1-2	0	1	3	0	0	0	0	3
Spelstra, Judy	3-9	2-3	3	1	8	8	2	0	3	37
Novo, Serena	0-0	0-0	0	0	0	0	0	0	0	1
Watanabe, Lianne	DNP									
Johnston, Cindi	DNP									
Doherty, Maureen	DNP									
<b>Totals</b>	<b>31-57</b>	<b>13-22</b>	<b>26</b>	<b>16</b>	<b>75</b>	<b>20</b>	<b>18</b>	<b>2</b>	<b>14</b>	<b>200</b>
<b>TOTAL FG%</b>	1st Half: 12-27 44.4%		2nd Half: 11-34 32.4%		Game: 37.7%					

Score by Periods	1st	2nd	Total
UCLA	26	36	62
Oregon State	39	36	75

### WNIT TOURNAMENT

#### OREGON STATE - TWO-TIME NATIONAL CHAMPIONS

- 1980** (National Finals, Amarillo, TX)  
First Round - Oregon State 79, Mississippi College 72  
Second Round - Oregon State 78, Drake 65  
Championship - Oregon State 71, North Carolina 62
- 1982** (National Finals, Amarillo, TX)  
First Round - Oregon State 71, Southern Mississippi 65  
Second Round - Oregon State 76, Illinois State 61  
Championship - Oregon State 76, Florida State 60
- 2001** (First Round at Corvallis, OR)  
Brigham Young 78, Oregon State 63
- 2002** (First Round at Corvallis, OR)  
Oregon State 62, Hawai'i 50  
(Second Round at Eugene, OR)  
Oregon 50, Oregon State 48
- 2003** (First Round at Corvallis, OR)  
Oregon State 77, UNLV 58  
(Second Round at Fresno, CA)  
Fresno State 58, Oregon State 57
- 2004** (First Round at Corvallis, OR)  
Oregon State 69, Gonzaga 64  
(Second Round at Lincoln, NE)  
Oregon State 75, Nebraska 67  
(Third Round at Omaha, NE)  
Creighton 74, Oregon State 64
- 2006** (First Round at Corvallis, OR)  
Oregon State 77, Santa Clara 48  
(Second Round at Laramie, WY)  
Wyoming 67, Oregon State 49

**WNIT TOURNAMENT WIN-LOSS RECORD:** Seven Years, 11-5 (.688)



*Robyn Clark finished with 23 points, six rebounds and five assists to lead the Beavers past UCLA in OSU's inaugural NCAA appearance (1983).*



# RECORDS

## GAME 2 - LONG BEACH STATE 92, OREGON STATE, 72 SECOND ROUND NCAA TOURNAMENT (March 24, 1983) Westwood, Calif. • Pauley Pavilion, UCLA (2,319)

OREGON STATE	FG-FGA	FT-FTA	REB	PF	TP	A	TO	BLK	S	MIN
Sturzenegger, Cheryl	2-4	0-0	3	1	4	5	1	0	2	39
Coleman, Juli	8-21	3-4	3	1	19	2	0	0	2	38
Channel, Lisa	0-3	2-4	0	3	2	1	2	0	0	10
Clark, Robyn	1-6	3-4	6	4	5	1	3	0	1	33
Martin, Jan	4-5	0-0	3	5	8	0	1	1	0	17
Mothershed, Tanya	3-8	2-3	6	2	8	0	1	1	0	23
Spelstra, Judy	12-17	2-2	3	4	26	5	13	0	2	40
Novo, Serena	DNP									
Lopez, Belinda	DNP									
Watanabe, Lianne	DNP									
Johnston, Cindi	DNP									
Doherty, Maureen	DNP									
<b>Totals</b>	<b>30-64</b>	<b>12-17</b>	<b>27</b>	<b>20</b>	<b>72</b>	<b>14</b>	<b>20</b>	<b>2</b>	<b>7</b>	<b>200</b>

TOTAL FG% 1st Half: 14-31 64.5% 2nd Half: 16-34 47.1% Game: 46.9%

LONG BEACH STATE	FG-FGA	FT-FTA	REB	PF	TP	A	TO	BLK	S	MIN
Pullard, Lataunya	14-23	5-7	6	3	33	7	3	3	1	36
Cummings, Kirsten	11-21	4-9	18	3	26	0	0	1	2	33
Leonard, Nina	5-7	0-0	9	4	10	0	2	0	2	29
Talge, Faye	4-8	2-6	0	2	10	4	6	0	5	34
Boger, Roslind	3-4	1-2	3	2	7	7	5	0	1	34
Stovall, Angie	0-0	0-0	0	0	0	1	2	0	0	4
Feltzner, Laura	0-0	0-0	0	0	0	0	0	0	0	2
McNair, Syvonne	0-0	2-2	0	1	2	0	1	0	0	2
Upshaw, Normela	1-2	0-0	5	2	2	2	0	0	2	19
Tilmon, Rosemary	1-1	0-0	0	0	2	0	0	0	0	2
Hagerdon, Becky	0-1	0-0	0	0	0	0	0	0	0	5
<b>Totals</b>	<b>39-67</b>	<b>14-26</b>	<b>43</b>	<b>17</b>	<b>92</b>	<b>21</b>	<b>19</b>	<b>4</b>	<b>13</b>	<b>200</b>

TOTAL FG% 1st Half: 20-31 64.5% 2nd Half: 19-36 52.8% Game: 58.2%

Score by Periods	1st	2nd	Total
Oregon State	32	40	72
UCLA	47	45	92

## GAME 4 - ALABAMA 96, OREGON STATE, 86 FIRST ROUND NCAA TOURNAMENT (March 16, 1994) Tuscaloosa, Ala. • University of Alabama (1,371)

OREGON STATE	FG-FGA	3FG-FGA	FT-FTA	OF	DE	TOT	PF	TP	A	TO	BLK	S	MIN
Mollerstrom	11-18	5-11	0-2	2	3	5	4	28	3	4	0	1	40
Kostic	8-15	0-0	12-16	6	5	11	1	28	2	4	0	1	40
McGrew	1-5	0-0	0-0	0	2	2	5	2	0	1	0	0	21
Dionne	4-10	1-5	0-0	0	6	6	4	9	8	4	0	0	40
Lewis	4-7	0-0	1-1	3	4	7	4	9	0	1	2	0	18
Ellis	0-0	0-0	0-0	1	1	2	0	0	0	2	0	0	3
Green	2-6	0-0	4-4	0	3	3	4	8	1	2	1	0	27
Smith	1-4	0-0	0-0	2	1	3	2	2	0	0	0	1	11
Bagley	DNP												
Schuckert	DNP												
Jensen	DNP												
Lelas	DNP												
McMahon	DNP												
Crawford	DNP												
McAllister	DNP												
Vidic	DNP												
<b>TEAM</b>						1 3 4							
<b>Totals</b>	<b>31-65</b>	<b>7-16</b>	<b>17-23</b>	<b>15</b>	<b>28</b>	<b>43</b>	<b>24</b>	<b>86</b>	<b>14</b>	<b>18</b>	<b>3</b>	<b>3</b>	<b>200</b>

TOTAL FG% 1st Half: 39.3% 2nd Half: 54.1% Game: 41.7%

ALABAMA	FG-FGA	3FG-FGA	FT-FTA	OF	DE	TOT	PF	TP	A	TO	BLK	S	MIN
Thompson	6-10	2-3	3-4	1	2	3	2	17	6	1	0	5	33
Johnson	3-12	2-5	4-9	1	2	3	0	12	8	1	0	2	30
Harris	6-12	4-7	2-3	1	0	1	2	18	1	1	0	0	32
Stevenson	1-3	0-1	0-0	1	3	4	4	2	1	1	0	0	13
Watkins	7-12	0-0	8-11	3	7	10	3	22	2	2	1	1	25
Koonce	1-4	0-0	0-0	5	0	5	0	2	2	1	0	1	21
Alexander	0-4	0-1	0-0	1	1	2	2	0	0	3	0	0	11
Daniels	6-9	0-0	0-2	2	3	5	0	12	0	0	0	0	13
Smith	3-6	0-0	5-5	2	3	5	4	11	1	0	0	0	18
Crenshaw	0-1	0-0	0-0	0	0	0	1	0	1	0	0	0	4
<b>TEAM</b>						2 1 3							
<b>Totals</b>	<b>33-73</b>	<b>8-17</b>	<b>22-34</b>	<b>19</b>	<b>22</b>	<b>41</b>	<b>18</b>	<b>96</b>	<b>22</b>	<b>10</b>	<b>1</b>	<b>9</b>	<b>200</b>

TOTAL FG% 1st Half: 44.1% 2nd Half: 46.2% Game: 45.2%

Score by Periods	1st	2nd	Total
Oregon State	30	56	86
Alabama	42	54	96

## GAME 3 - MONTANA 56, OREGON STATE, 47 FIRST ROUND NCAA TOURNAMENT (March 18, 1984) Missoula, Mont. • University of Montana (4,030)

OREGON STATE	FG-FGA	FT-FTA	REB	PF	TP	A	TO	BLK	S	MIN
Sturzenegger, Cheryl	6-7	3-4	2	4	15	2	2	0	2	40
Coleman, Juli	2-12	0-0	0	4	4	1	4	0	2	39
Channel, Lisa	2-15	2-3	7	2	6	7	4	1	5	39
Mothershed, Tanya	3-8	2-3	6	2	8	0	1	1	0	23
Lopez, Belinda	0-0	0-0	0	1	0	0	0	0	0	2
Johnston, Cindi	0-0	0-0	1	2	0	0	0	0	0	1
Arbuckle, Brenda	4-14	4-6	10	2	12	2	2	3	2	39
Zeller, Julie	0-0	0-0	0	4	0	0	0	0	0	2
Kikuchi, Ayaku	DNP									
Ahr, Cindy	DNP									
Aldred, Lisa	DNP									
Tichenor, Alice	DNP									
Rogers, Jackie	DNP									
<b>Totals</b>	<b>18-55</b>	<b>11-18</b>	<b>31</b>	<b>20</b>	<b>47</b>	<b>12</b>	<b>14</b>	<b>5</b>	<b>11</b>	<b>200</b>

TOTAL FG% 1st Half: 14-25 40.0% 2nd Half: 8-30 26.7% Game: 32.7%

MONTANA	FG-FGA	FT-FTA	REB	PF	TP	A	TO	BLK	S	MIN
Koehler, Mary	0-0	0-0	0	0	0	0	0	0	0	0.5
Williams, Margaret	1-3	0-0	1	1	2	3	3	0	2	34
Kavanagh, Barb	6-10	0-1	1	1	12	4	7	0	0	29
Streeter, Natalie	0-2	0-0	2	3	0	2	2	0	0	17
Patrick, Mo	0-1	0-0	0	1	0	0	0	0	0	0.5
Edwards, Stacy	0-0	0-0	0	0	0	0	0	0	0	0.5
Bratt, Cheri	5-8	3-6	8	4	13	6	5	0	2	39
Novak, Anita	3-8	2-2	5	3	8	0	1	2	0	26
Hasquet, Doris	5-8	3-6	13	3	13	1	0	0	0	30
Murall, Sharla	4-7	0-0	7	2	8	0	2	4	0	23
Strube, Laurie	0-0	0-0	0	0	0	0	0	1	0	0.5
<b>Totals</b>	<b>24-47</b>	<b>8-15</b>	<b>39</b>	<b>18</b>	<b>56</b>	<b>16</b>	<b>20</b>	<b>7</b>	<b>4</b>	<b>200</b>

TOTAL FG% 1st Half: 15-28 53.6% 2nd Half: 9-19 47.4% Game: 51.1%

Score by Periods	1st	2nd	Total
Oregon State	23	24	47
Montana	33	23	56

## GAME 5 - OREGON STATE 88, TENNESSEE STATE 75 (OT) FIRST ROUND NCAA TOURNAMENT (March 17, 1995) Bowling Green, Kent. • Western Kentucky University (4,257)

TENNESSEE STATE	FG-FGA	3FG-FGA	FT-FTA	OF	DE	TOT	PF	TP	A	TO	BLK	S	MIN
Hickerson, Latessa	4-11	0-0	0-0	5	5	10	5	8	2	1	0	2	36
Swift, Connie	11-14	2-3	14-14	6	7	13	3	38	0	3	0	2	42
Marshall, Crystal	3-14	0-0	1-6	6	5	11	4	7	0	1	1	1	38
Aldridge, Carolyn	5-30	2-17	6-8	5	2	7	4	18	4	5	1	4	43
Graves, Kim	1-1	0-0	0-3	1	5	6	2	5	7	0	0	0	37
Sims, Nikki	0-1	0-1	0-0	0	0	0	0	0	0	1	0	1	15
Clay, Shawanda	1-6	0-0	0-0	1	1	2	4	2	0	0	0	0	14
<b>TEAM</b>													
<b>Totals</b>	<b>25-77</b>	<b>4-21</b>	<b>21-31</b>	<b>24</b>	<b>25</b>	<b>49</b>	<b>22</b>	<b>75</b>	<b>11</b>	<b>19</b>	<b>2</b>	<b>10</b>	<b>225</b>

TOTAL FG% 1st Half: 9-32 28.1% 2nd Half: 13-32 40.6% Game: 32.5%

OREGON STATE	FG-FGA	3FG-FGA	FT-FTA	OF	DE	TOT	PF	TP	A	TO	BLK	S	MIN
Mollerstrom, Anette	4-7	1-3	3-3	2	3	5	4	12	2	2	0	0	17
Kostic, Tanja	11-21	0-0	3-4	1	8	9	3	25	2	4	0	0	42
McGrew, Kim	1-2	0-0	1-3	1	3	4	4	3	4	3	4	1	17
Dionne, Anjanette	5-9	3-6	0-0	1	2	3	2	13	3	1	0	3	45
Lewis, Dawn	1-1	0-0	0-0	0	0	0	2	2	0	0	0	0	8
Lelas, Kristina	8-14	0-0	9-16	6	9	15	4	25	0	3	1	0	32
Vidic, Boky	3-7	0-0	2-2	0	4	4	3	8	8	7	0	1	45
Staton, Moneka	0-2	0-0	0-0	0	2	2	0	0	0	4	0	2	19
Walsh, Kris	DNP												
Macy, Lisa	DNP												
McMahon, Leah	DNP												
McAllister, Nicole	DNP												
<b>TEAM</b>						1 3 4							
<b>Totals</b>	<b>33-63</b>	<b>4-9</b>	<b>18-28</b>	<b>12</b>	<b>34</b>	<b>46</b>	<b>22</b>	<b>88</b>	<b>19</b>	<b>24</b>	<b>5</b>	<b>7</b>	<b>225</b>

TOTAL FG% 1st Half: 16-28 57.1% 2nd Half: 11-28 39.3% Game: 48.2%

Score by Periods	1st	2nd	OT	Total
Tennessee State	34	35	6	75
Oregon State	41	28	19	88





## GAME 6 - WESTERN KENTUCKY 85, OREGON STATE, 78 SECOND ROUND NCAA TOURNAMENT (March 19, 1995) Bowling Green, Kent. • Western Kentucky University (3,788)



OREGON STATE	FG-FGA	3FG-FGA	FT-FTA	OF	DE	TOT	PF	TP	A	TO	BLK	S	MIN
Mollerstrom, Anette	5-6	1-1	2-3	2	2	4	5	13	3	1	0	3	22
Kostic, Tanja	8-14	0-0	9-12	2	2	4	5	25	4	7	1	0	38
McGrew, Kim	0-1	0-0	0-0	0	0	0	3	0	1	1	0	0	16
Dionne, Anjanette	3-4	1-2	0-0	0	3	3	5	7	3	2	1	0	28
Lelas, Kristina	6-7	0-0	10-17	4	7	11	4	22	0	2	0	0	40
Vidic, Boky	2-8	0-0	1-3	1	4	5	5	5	4	0	0	0	29
Staton, Moneka	2-4	0-1	0-1	0	2	2	5	4	0	2	0	1	16
Macy, Lisa	0-0	0-0	0-0	0	0	0	0	0	0	0	0	0	1
McMahon, Leah	0-0	0-0	0-0	0	0	0	0	0	0	0	0	0	1
McAllister, Nicole	0-5	0-4	2-2	0	0	0	1	2	0	0	0	0	4
Lewis, Dawn	DNP												
Walsh, Kris	DNP												
TEAM													
Totals	26-49	2-8	24-38	10	20	30	33	78	16	19	2	6	200

TOTAL FG% 1st Half: 12-21 57.1% 2nd Half: 14-28 50.0% Game: 53.1%

WESTERN KENTUCKY	FG-FGA	3FG-FGA	FT-FTA	OF	DE	TOT	PF	TP	A	TO	BLK	S	MIN
Cook, Veronica	6-10	1-2	4-4	6	4	10	2	17	0	3	1	1	36
Doyle, Gwen	2-12	0-1	13-16	7	4	11	4	17	1	5	0	1	34
Cosby, Tara	3-11	0-0	4-6	4	5	9	4	10	1	2	0	2	22
Warner, Dawn	3-10	2-4	11-15	3	2	5	3	19	2	3	0	1	36
Bowen, Ida	0-2	0-0	0-0	1	3	4	5	0	0	0	0	0	11
Townsend, Laurie	0-2	0-1	0-0	1	0	1	1	0	0	2	0	1	12
Reed, Michelle	3-7	2-3	2-3	3	2	5	2	10	2	2	0	0	22
Gamble, Stacie	0-1	0-1	0-0	0	0	0	0	0	0	0	0	0	4
Abell, Lori	4-9	0-0	4-4	5	1	6	5	12	1	1	0	0	23
TEAM													
Totals	21-64	5-12	38-48	30	23	53	26	85	7	18	1	6	200

TOTAL FG% 1st Half: 8-29 27.6% 2nd Half: 13-35 37.1% Game: 32.8%

Score by Periods	1st	2nd	Total
Oregon State	36	42	- 78
Western Kentucky	30	55	- 85

## GAME 7 - STEPHEN F. AUSTIN 67, OREGON STATE, 65 FIRST ROUND NCAA TOURNAMENT (March 16, 1996) Clemson, S.C. • Little John Coliseum (3,321)



STEPHEN F. AUSTIN	FG-FGA	3FG-FGA	FT-FTA	OF	DE	TOT	PF	TP	A	TO	BLK	S	MIN
Lewis, LaTosha	2-7	0-0	0-0	3	0	3	4	4	3	2	0	3	26
Davis, Anitra	0-1	0-0	0-0	0	2	2	2	0	0	0	0	0	11
Bonnett, Latonia	6-18	0-0	2-2	5	5	10	2	14	2	1	0	2	33
Armour, Kristen	3-5	2-4	0-0	0	2	2	1	8	7	3	0	2	33
Price, Katrina	9-19	5-13	3-5	2	5	7	2	26	1	7	0	2	33
Smith, Christie	1-4	0-0	4-6	3	2	5	4	6	0	2	0	1	18
Bass, Joy	0-2	0-0	1-2	1	1	2	2	1	0	0	0	0	7
Henson, Teneeshia	1-2	0-0	2-5	2	3	5	0	4	0	2	1	1	11
Harris, Yolanda	1-8	1-5	1-2	0	1	1	2	4	5	1	0	1	19
Johnson, Latrice	0-0	0-0	0-0	1	0	1	2	0	0	0	0	1	7
Martin, Danielle	0-0	0-0	0-0	0	0	0	1	0	0	1	0	0	2
Totals	23-66	8-22	13-22	21	23	44	22	67	18	20	1	13	200

TOTAL FG% 1st Half: 14-41 34.1% 2nd Half: 9-25 36.0% Game: 34.8%

OREGON STATE	FG-FGA	3FG-FGA	FT-FTA	OF	DE	TOT	PF	TP	A	TO	BLK	S	MIN
Mollerstrom, Anette	7-16	2-8	4-5	2	6	8	4	20	4	3	0	0	37
Kostic, Tanja	6-16	0-0	8-12	4	2	6	1	20	1	1	0	3	38
McGrew, Kim	2-4	0-0	0-0	1	2	3	1	4	0	3	3	0	14
Dionne, Anjanette	1-6	0-3	2-2	1	5	6	0	4	6	4	0	3	34
Lewis, Dawn	3-4	0-0	0-0	3	3	6	4	6	0	0	1	0	14
Lelas, Kristina	2-4	0-0	0-4	1	4	5	4	4	0	0	0	0	14
Vidic, Boky	2-6	0-0	0-0	1	1	2	2	4	2	6	0	0	21
Staton, Moneka	0-1	0-0	0-0	0	1	1	3	0	0	2	0	3	11
Watts, Monica	1-2	0-0	1-2	3	3	6	0	3	2	2	0	3	17
Totals	24-59	2-11	15-25	18	28	46	19	65	15	22	4	12	200

TOTAL FG% 1st Half: 10-30 33.1% 2nd Half: 14-29 48.3% Game: 40.7%

Score by Periods	1st	2nd	Total
Stephen F. Austin	37	30	- 67
Oregon State	30	35	- 65



# WOMEN'S NATIONAL INVITATION TOURNAMENT BOX SCORES

## GAME 1 - OREGON STATE 79, MISSISSIPPI COLLEGE, 72 FIRST ROUND NIT (March 20, 1980)



Amarillo, Tex. • Civic Center

OREGON STATE	FG-FGA	FT-FTA	OF	DE	TOT	PF	TP	A	TO	S
McDonald	0-0	0-0	0	0	0	0	0	0	0	0
Becker	6-8	6-6	3	3	6	4	18	4	1	4
Riel	1-1	0-0	0	0	0	1	2	0	0	0
Hoppes	0-0	0-0	0	0	0	0	0	0	0	0
Clark	6-8	2-3	2	3	5	2	14	1	1	2
Meeker	0-0	0-0	0	0	0	0	0	0	0	0
Mollet	4-7	1-4	1	2	3	5	9	3	8	1
Martin	0-0	0-0	0	0	0	0	0	0	0	0
Collings	2-12	0-0	0	2	2	3	4	5	5	3
Acaturegui	5-12	2-2	3	4	7	4	12	1	3	4
Menken	9-12	2-5	3	10	13	3	20	0	2	1
Totals	33-52	13-20	12	24	36	21	79	14	30	15

TOTAL FG% 1st Half: 51.0% 2nd Half: 80.0% Game: 66.0%

MISSISSIPPI COLLEGE	FG-FGA	FT-FTA	OF	DE	TOT	PF	TP	A	TO	S
Meeks	0-0	0-0	0	0	0	1	0	0	0	0
Rigger	4-7	3-3	0	0	0	3	11	0	6	3
Walsh	1-4	3-5	0	1	1	4	7	1	3	6
Pope	1-3	5-6	0	2	2	1	7	0	4	3
Gier	0-0	0-0	0	0	0	0	0	0	0	0
Bridgman	7-13	3-5	2	5	7	5	17	2	3	3
Bello	6-11	3-5	2	6	8	4	15	0	1	4
Griffin	2-2	0-0	0	1	1	0	4	0	0	0
Single	0-0	0-0	0	0	0	0	0	0	0	0
McKee	0-0	0-0	0	0	0	0	0	0	0	0
Cox	4-8	2-2	2	3	5	1	10	1	3	1
Powell	0-2	1-2	0	2	2	3	1	0	1	1
Totals	26-50	20-28	6	20	26	22	72	4	21	16

TOTAL FG% 1st Half: N/A 2nd Half: N/A Game: 52.0%

Score by Periods	1st	2nd	Total
Oregon State	37	42	- 79
Mississippi College	32	40	- 72

## GAME 2 - OREGON STATE 78, DRAKE, 63 SECOND ROUND NIT (March 21, 1980)



Amarillo, Tex. • Civic Center

DRAKE	FG-FGA	FT-FTA	OF	DE	TOT	PF	TP	A	TO	S
Rients	1-1	0-0	0	0	0	0	2	1	0	0
Newlin	3-6	4-4	0	0	0	4	10	11	8	2
McDermott	3-8	2-3	0	3	3	3	8	0	2	1
Leonard	0-4	0-0	1	0	1	2	0	0	1	2
Krieger	7-11	6-10	3	1	4	3	20	2	4	4
Lau	0-0	0-0	0	0	0	0	0	0	0	1
Johnston	4-4	1-2	1	1	3	4	9	1	1	4
Cribbs	2-5	0-0	3	3	6	0	4	1	1	2
Upshaw	2-9	0-0	0	6	6	5	6	1	3	2
Wehde	2-4	0-1	1	2	3	2	4	1	1	0
Totals	25-52	13-20	9	16	25	23	63	14	21	18

OREGON STATE	FG-FGA	FT-FTA	OF	DE	TOT	PF	TP	A	TO	S
Becker	2-3	0-0	2	5	7	3	4	6	2	3
Riel	0-1	2-2	0	0	0	0	2	0	0	1
Clark	2-6	2-3	1	1	2	2	6	1	6	1
Meeker	0-0	2-2	0	0	0	0	2	0	0	0
Mollet	2-3	0-0	3	3	6	5	4	0	2	2
Martin	0-1	0-0	0	0	0	3	0	0	0	0
Collings	4-6	0-0	0	0	0	0	8	3	3	1
Acaturegui	5-5	9-10	0	2	2	1	19	5	3	1
Menken	12-22	9-13	6	3	9	3	33	0	4	5
McDonald	DNP									
Hoppes	DNP									
Totals	27-48	24-30	12	14	26	30	78	15	20	12

Score by Periods	1st	2nd	Total
Drake	28	35	- 63
Oregon State	36	42	- 78



# RECORDS

## GAME 3 - OREGON STATE 71, NORTH CAROLINA, 62 CHAMPIONSHIP NIT (March 22, 1980)

Amarillo, Tex. • Civic Center

OREGON STATE	FG-FGA	FT-FTA	OF	DE	TOT	PF	TP	A	TO	S
Becker	6-8	5-6	2	3	5	4	17	4	8	7
Clark	3-8	1-2	1	2	3	4	7	0	4	3
Meeker	0-0	0-0	0	0	0	2	0	0	1	0
Mollet	3-8	1-2	1	2	3	4	7	0	4	3
Collings	1-1	1-2	0	0	0	3	3	10	4	0
Acauregui	6-7	0-0	0	1	1	0	12	2	1	2
Menken	12-21	2-2	1	16	17	2	26	1	3	8
McDonald	DNP									
Hoppes	DNP									
Riel	DNP									
Martin	DNP									
<b>Totals</b>	<b>31-53</b>	<b>9-12</b>	<b>4</b>	<b>23</b>	<b>27</b>	<b>20</b>	<b>71</b>	<b>21</b>	<b>29</b>	<b>23</b>

NORTH CAROLINA	FG-FGA	FT-FTA	OF	DE	TOT	PF	TP	A	TO	S
Shaffer	1-6	2-3	0	0	0	1	0	6	3	3
Glade	14-26	1-5	4	5	9	4	29	4	5	6
Boykin	1-1	3-5	2	0	2	3	5	0	4	1
Berry	0-1	0-0	0	0	0	0	0	0	1	0
Crawford	4-8	0-0	1	4	5	0	2	1	2	2
Cermola	1-1	0-0	0	0	0	3	2	1	4	2
White	1-1	0-0	0	0	0	1	2	0	0	0
Jones	0-1	0-1	0	1	1	0	0	1	0	1
Walls	5-8	0-0	3	4	7	3	1	2	6	2
Burch	1-3	0-2	1	3	4	0	2	3	0	0
<b>Totals</b>	<b>28-56</b>	<b>6-14</b>	<b>11</b>	<b>17</b>	<b>28</b>	<b>15</b>	<b>62</b>	<b>10</b>	<b>30</b>	<b>17</b>

Score by Periods	1st	2nd	Total
Oregon State	37	34	- 71
North Carolina	36	26	- 62



## GAME 5 - OREGON STATE 76, ILLINOIS STATE, 61 SECOND ROUND NIT (March 26, 1982)

Amarillo, Tex. • Civic Center

OREGON STATE	FG-FGA	FT-FTA	OF	DE	TOT	PF	TP	A	TO	BLK	S
Sturzenegger, Cheryl	7-9	4-5	2	0	2	2	18	6	4	0	2
Becker, Margy	4-8	1-3	1	2	3	3	9	8	0	0	1
Coleman, Juli	0-0	0-0	0	0	0	0	0	1	0	0	0
Cady, Cheryl	2-3	0-0	0	0	0	0	4	0	0	0	0
Clark, Robyn	3-4	2-2	0	2	2	5	8	4	0	0	0
Blair, Tina	0-1	0-0	0	1	1	0	0	0	0	0	1
Martin, Jan	10-13	2-5	3	7	10	3	22	0	1	0	5
Mothershed, Tanya	0-0	0-1	1	0	1	0	0	0	0	0	0
Spoelstra, Judy	5-13	5-7	1	6	7	3	15	4	2	0	1
Lopez, Belinda	DNP										
<b>Totals</b>	<b>31-51</b>	<b>14-23</b>	<b>8</b>	<b>18</b>	<b>26</b>	<b>16</b>	<b>76</b>	<b>23</b>	<b>7</b>	<b>0</b>	<b>10</b>

ILLINOIS STATE	FG-FGA	FT-FTA	OF	DE	TOT	PF	TP	A	TO	BLK	S
Norton, Denise	1-1	0-0	-	-	-	4	2	4	5	0	1
Bowers, Jan	0-3	0-0	-	-	-	1	0	0	4	3	0
Vaughn, Vicki	2-2	0-0	-	-	-	2	4	1	0	0	0
Robbins, Kay	4-8	3-3	-	-	-	5	11	3	3	0	3
Benak, Debbie	13-19	2-2	-	-	-	5	28	2	2	0	0
Bumbry, Cynthia	0-0	0-0	-	-	-	0	0	0	0	0	1
Adams, Melodie	2-8	3-5	-	-	-	2	7	0	1	0	0
Hallett, Dena	2-8	0-0	-	-	-	5	4	8	4	0	0
Maupin, Marla	2-3	1-4	-	-	-	2	5	0	0	0	0
<b>Totals</b>	<b>26-52</b>	<b>9-14</b>	<b>6</b>	<b>26</b>	<b>32</b>	<b>26</b>	<b>61</b>	<b>22</b>	<b>18</b>	<b>3</b>	<b>5</b>

Score by Periods	1st	2nd	Total
Oregon State	37	29	- 76
Illinois State	29	32	- 61



## GAME 4 - OREGON STATE 71, SOUTHERN MISSISSIPPI, 65 FIRST ROUND NIT (March 24, 1982)

Amarillo, Tex. • Civic Center

OREGON STATE	FG-FGA	FT-FTA	OF	DE	TOT	PF	TP	A	TO	BLK	S
Sturzenegger, Cheryl	4-7	2-3	1	1	2	3	10	8	8	0	5
Becker, Margy	0-1	0-0	2	0	2	2	0	2	1	0	1
Cady, Cheryl	7-12	2-3	3	0	3	0	16	6	7	0	0
Clark, Robyn	5-10	1-2	1	6	7	0	11	5	2	1	3
Martin, Jan	5-11	2-5	2	4	6	4	12	0	1	1	4
Mothershed, Tanya	2-2	0-0	2	1	3	4	4	1	0	1	1
Spoelstra, Judy	8-14	2-3	2	0	2	4	18	4	6	0	6
Lopez, Belinda	DNP										
Coleman, Juli	DNP										
Blair, Tina	DNP										
<b>Totals</b>	<b>31-57</b>	<b>9-16</b>	<b>13</b>	<b>12</b>	<b>25</b>	<b>17</b>	<b>71</b>	<b>26</b>	<b>25</b>	<b>2</b>	<b>20</b>

SOUTHERN MISSISSIPPI	FG-FGA	FT-FTA	OF	DE	TOT	PF	TP	A	TO	BLK	S
McCaskill, Portland	4-14	9-10	4	3	7	4	17	5	6	0	0
Jones, Dianne	0-0	0-0	0	0	0	0	0	1	0	1	0
Lee, Joyce Nell	6-10	0-0	2	1	3	2	12	0	4	0	2
Backstrom, Nell	6-10	0-0	2	1	3	2	12	0	4	0	2
Smith, Wilhelmina	10-17	2-2	4	7	11	2	22	1	2	0	0
Weaver, Juliette	0-2	4-4	1	1	2	5	4	0	1	0	1
Foster, Stacie	3-9	0-0	1	2	3	3	6	2	7	0	2
Smith, Rose	0-3	2-2	1	3	4	0	2	0	4	0	0
Jones, Anna	1-1	0-2	1	1	2	1	2	0	0	0	0
<b>Totals</b>	<b>24-58</b>	<b>17-20</b>	<b>15</b>	<b>20</b>	<b>35</b>	<b>21</b>	<b>65</b>	<b>10</b>	<b>29</b>	<b>0</b>	<b>8</b>

Score by Periods	1st	2nd	Total
Oregon State	36	35	- 71
Southern Mississippi	39	26	- 65



## GAME 6 - OREGON STATE 76, FLORIDA STATE, 60 CHAMPIONSHIP NIT (March 27, 1982)

Amarillo, Tex. • Civic Center

FLORIDA STATE	FG-FGA	FT-FTA	OF	DE	TOT	PF	TP	A	TO	BLK	S
Burroughs, Joye	2-4	2-2	1	3	4	3	6	1	2	0	0
O'Neal, Sunnie	2-5	0-0	0	2	2	3	4	7	9	0	3
Palgut, Karyn	0-1	0-2	0	1	1	0	0	0	0	0	0
Stokes, Glenda	2-4	0-0	0	5	5	5	4	3	1	0	4
Oliver, LeeVayn	9-12	1-2	3	9	12	4	19	0	2	0	4
Fahey, Meg	0-1	2-2	0	1	1	2	2	1	1	0	0
Marnie, Lynn	0-5	2-6	0	3	3	1	2	4	9	0	1
Galkantas, Nancy	10-21	3-5	4	5	9	2	23	0	3	0	2
<b>Totals</b>	<b>25-52</b>	<b>10-19</b>	<b>8</b>	<b>29</b>	<b>37</b>	<b>20</b>	<b>60</b>	<b>16</b>	<b>27</b>	<b>0</b>	<b>14</b>

OREGON STATE	FG-FGA	FT-FTA	OF	DE	TOT	PF	TP	A	TO	BLK	S
Sturzenegger, Cheryl	0-5	4-4	2	0	2	1	4	5	0	0	4
Lopez, Belinda	0-0	1-2	0	0	0	1	1	0	0	0	0
Becker, Margy	2-12	0-0	0	2	2	3	4	12	0	0	5
Coleman, Juli	0-0	0-0	0	0	0	2	0	0	1	0	0
Cady, Cheryl	6-11	1-2	0	1	1	3	13	1	2	0	1
Clark, Robyn	3-8	5-6	5	7	12	3	11	2	5	0	9
Blair, Tina	0-0	0-0	0	1	1	1	0	0	0	0	0
Martin, Jan	11-14	3-4	1	2	3	3	25	0	0	1	2
Mothershed, Tanya	0-0	0-0	0	1	1	3	0	0	2	1	1
Spoelstra, Judy	9-21	0-1	6	5	11	3	18	2	5	2	3
<b>Totals</b>	<b>31-71</b>	<b>14-19</b>	<b>12</b>	<b>19</b>	<b>31</b>	<b>22</b>	<b>76</b>	<b>22</b>	<b>15</b>	<b>4</b>	<b>25</b>

Score by Periods	1st	2nd	Total
Florida State	29	31	- 60
Oregon State	37	39	- 76



# RECORDS

## GAME 7 - BRIGHAM YOUNG 78, OREGON STATE, 63

### FIRST ROUND NIT (March 16, 2001)

Corvallis, Ore. • Gill Coliseum (3,003)

BRIGHAM YOUNG	FG-FGA	3FG-FGA	FT-FTA	OF	DE	TOT	PF	TP	A	TO	BLK	S	MIN
11 Thorn, Erin g	7-15	4-8	3-4	0	6	6	1	21	5	3	0	0	34
22 Jensen, Stacy g	5-6	4-5	5-5	0	6	6	1	19	2	1	0	3	35
23 Rose, Chanell f	2-3	0-0	0-0	0	2	2	3	4	1	3	0	1	19
31 Osguthorpe, Lisa f	2-6	0-0	5-6	1	2	3	2	9	3	2	1	0	34
44 Beus, Caroline c	3-3	0-0	2-2	1	3	4	3	8	0	5	0	1	22
00 Wilson, Katie	0-0	0-0	0-0	0	0	0	0	0	0	1	0	0	1
14 Whetten, Julie	0-0	0-0	1-2	0	1	1	4	1	5	0	0	1	14
20 Larson, Brittany	0-0	0-0	0-0	0	1	1	0	0	0	2	0	0	1
21 Leitner, Jennifer	3-4	0-0	1-1	0	6	6	3	7	1	1	1	0	26
24 Tuit, Shauna	0-0	0-0	0-0	0	0	0	0	0	0	0	0	0	1
32 Brown, Melissa	0-0	0-0	0-0	0	0	0	1	0	0	0	0	0	1
45 Grant Casper, Aspen	0-0	0-0	0-0	0	0	0	0	0	0	0	0	0	1
50 Cheesman, Heather	3-4	3-3	0-0	0	1	1	2	9	0	2	0	0	11
TEAM				1	3	4							
Totals	25-41	11-16	17-20	3	31	34	20	78	17	20	2	6	200

TOTAL FG%	1st Half: 15-21 71.4%	2nd Half: 10-20 50.0%	Game: 61.0%	DEADB
3-Pt. FG%	1st Half: 8-9 88.9%	2nd Half: 3-7 42.9%	Game: 68.8%	REBS
F Throw %	1st Half: 3-3 100%	2nd Half: 14-17 82.4%	Game: 85.0%	1

OREGON STATE	FG-FGA	3FG-FGA	FT-FTA	OF	DE	TOT	PF	TP	A	TO	BLK	S	MIN
10 Estavan, Leilani g	3-7	1-3	1-1	1	2	3	2	8	4	0	0	1	32
22 Cook, Ericka f	4-9	0-0	6-8	1	2	3	3	14	3	1	1	0	33
23 Thomas, Syesha g	1-7	1-4	1-2	1	3	4	2	4	1	2	0	0	28
34 Ragland, Felicia g	5-13	1-3	4-7	2	4	6	4	15	2	3	0	2	34
42 Chaney, Brina f	3-4	0-0	0-0	1	1	2	0	6	3	1	1	0	22
31 Funn, Nicole	1-7	0-0	0-0	3	0	3	0	2	1	1	1	1	17
33 Stephens, Carey Jo	0-2	0-0	0-0	1	1	2	1	0	0	0	0	0	5
40 Estell, Michelle	0-1	0-0	0-0	0	0	0	3	0	0	1	0	0	10
45 Holbrook, Hollye	5-10	0-0	2-2	1	1	2	1	12	1	0	1	0	19
55 Nehl, Marissa	1-1	0-0	0-0	0	0	0	2	0	0	0	0	0	+
TEAM				1	1	2							
Totals	23-61	3-10	14-20	12	15	27	16	63	15	9	4	4	200

TOTAL FG%	1st Half: 12-27 44.4%	2nd Half: 11-34 32.4%	Game: 37.7%	DEADB
3-Pt. FG%	1st Half: 0-1 0.0%	2nd Half: 3-9 33.3%	Game: 30.0%	REBS
F Throw %	1st Half: 5-8 62.5%	2nd Half: 9-12 75.0%	Game: 70.0%	1

Score by Periods	1st	2nd	Total
Brigham Young	41	37	- 78
Oregon State	29	34	- 63

## GAME 8 - OREGON STATE 62, HAWAII 50

### FIRST ROUND NIT (March 14, 2002)

Corvallis, Ore. • Gill Coliseum (2,182)

OREGON STATE (17-14)	FG-FGA	3FG-FGA	FT-FTA	OF	DE	TOT	PF	TP	A	TO	BLK	S	MIN
22 Cook, Ericka f	4-9	0-0	0-0	0	3	3	2	8	1	1	1	3	27
42 Chaney, Brina c	4-8	0-0	4-6	4	6	10	3	12	0	2	1	1	28
03 Smith, Juleen g	3-10	1-4	0-0	0	1	1	2	7	3	3	0	1	29
10 Estavan, Leilani g	1-6	1-3	2-2	1	1	2	3	5	7	1	0	0	36
34 Ragland, Felicia g	8-18	2-6	6-6	2	5	7	2	24	1	2	0	2	36
11 Rukstelyte, Kristina	0-1	0-0	0-0	1	0	1	0	0	0	0	0	0	1
14 Jones, Jessica	1-2	0-1	2-2	0	1	1	1	4	2	1	0	0	18
40 Estell, Michelle	0-1	0-0	0-0	0	0	0	0	0	0	1	0	0	1
45 Chapman, Hollye	0-2	0-1	2-2	2	4	6	3	2	1	0	0	1	24
TEAM				2	2								
Totals	21-57	4-15	16-18	11	22	33	16	62	15	11	2	8	200

TOTAL FG%	1st Half: 12-31 38.7%	2nd Half: 9-26 34.6%	Game: 36.8%	DEADB
3-Pt. FG%	1st Half: 2-8 25.0%	2nd Half: 2-7 28.6%	Game: 26.7%	REBS
F Throw %	1st Half: 5-6 83.3%	2nd Half: 11-12 91.7%	Game: 88.9%	1

HAWAII (23-8)	FG-FGA	3FG-FGA	FT-FTA	OF	DE	TOT	PF	TP	A	TO	BLK	S	MIN
32 Allen, Natasja f	0-5	0-0	0-0	0	0	0	1	0	0	2	0	0	18
34 Greeny, Karena f	2-7	1-2	2-2	3	3	6	0	7	3	4	0	0	33
14 Roper, Christen c	2-6	0-0	2-2	3	6	9	3	6	2	0	2	1	28
12 Gabrielova, Janka g	6-12	2-6	0-0	1	3	4	2	14	0	6	0	1	36
44 Wagner, Chelsea g	5-13	4-10	2-2	1	4	5	4	16	1	0	0	0	33
03 Willoughby, Kim	2-3	0-0	0-0	2	3	5	3	4	0	1	0	0	24
05 Anele, Jade	1-4	0-2	0-0	0	0	0	1	2	3	1	0	0	11
11 Macfarlane, Millia	0-0	0-0	0-0	0	0	0	0	0	0	0	0	0	3
20 Brossman, Christa	0-1	0-1	1-2	0	1	1	1	1	0	4	0	0	13
21 Gabriel, Michelle	0-1	0-0	0-0	0	0	0	0	0	0	0	0	0	1
TEAM				1	1								
Totals	18-52	7-21	7-8	13	26	39	15	50	9	19	2	2	200

TOTAL FG%	1st Half: 7-24 29.2%	2nd Half: 11-28 39.3%	Game: 34.6%	DEADB
3-Pt. FG%	1st Half: 2-8 25.0%	2nd Half: 5-13 38.5%	Game: 33.3%	REBS
F Throw %	1st Half: 1-2 50.0%	2nd Half: 6-6 100%	Game: 87.5%	0

Score by Periods	1st	2nd	Total
OREGON STATE	31	31	- 62
HAWAII	17	33	- 50



## GAME 9 - OREGON 50, OREGON STATE 48

### SECOND ROUND NIT (March 17, 2002)

Eugene, Ore. • McArthur Court (3,140)

OREGON STATE (17-15)	FG-FGA	3FG-FGA	FT-FTA	OF	DE	TOT	PF	TP	A	TO	BLK	S	MIN
22 Cook, Ericka f	1-2	0-0	0-0	1	3	4	3	2	0	3	1	0	10
42 Chaney, Brina c	2-7	0-0	2-3	2	4	6	3	6	1	0	3	1	36
03 Smith, Juleen g	5-14	0-2	2-4	3	3	6	2	12	1	0	0	0	39
10 Estavan, Leilani g	0-4	0-1	2-3	0	1	1	3	2	3	3	0	1	36
34 Ragland, Felicia g	5-22	0-2	1-3	2	12	14	2	11	1	6	0	1	36
11 Rukstelyte, Kristina	0-1	0-0	0-0	0	0	0	1	0	0	0	0	0	4
14 Jones, Jessica	0-0	0-0	2-2	0	0	0	0	2	0	0	0	0	9
44 Jodoin, Jenni	0-0	0-0	0-0	0	0	0	0	0	0	0	0	0	1
45 Chapman, Hollye	6-10	1-2	0-0	3	5	8	2	13	2	4	0	1	29
TEAM				2	2	4							
Totals	19-60	1-7	9-15	13	30	43	16	48	8	16	4	4	200

TOTAL FG%	1st Half: 12-30 40.0%	2nd Half: 7-30 23.3%	Game: 31.7%	DEADB
3-Pt. FG%	1st Half: 1-5 20.0%	2nd Half: 0-2 0.0%	Game: 14.3%	REBS
F Throw %	1st Half: 4-8 50.0%	2nd Half: 5-7 71.4%	Game: 60.0%	4,1

OREGON (19-13)	FG-FGA	3FG-FGA	FT-FTA	OF	DE	TOT	PF	TP	A	TO	BLK	S	MIN
33 Kraayeveld, Cathrine f	5-11	0-3	2-3	4	6	10	2	12	2	3	1	2	33
44 Bills, Andrea f	3-7	0-0	2-7	5	10	15	4	8	1	1	1	0	23
00 Curry, Ednisha g	2-7	0-4	0-0	0	3	3	3	4	4	2	0	3	27
03 Williams, Shaquala g	3-11	0-4	4-5	0	2	2	0	10	6	2	1	0	37
10 Craighead, Jamie g	4-14	2-10	0-0	0	2	2	3	10	0	0	1	0	31
05 Shreve, Kourtney	0-1	0-0	0-0	0	0	0	1	0	0	0	0	0	3
11 Parrish, Amy	1-1	0-0	0-0	1	1	2	1	2	0	0	0	0	4
12 Edwards, Alissa	0-0	0-0	0-0	1	0	1	3	0	0	1	0	0	14
23 Gunderson, Kedzie	1-4	0-1	0-0	0	1	1	1	2	0	1	0	0	9
31 Fredrick, Alyssa	0-0	0-0	0-0	2	0	2	0	0	0	2	0	0	8
52 Unaka, Ndidi	1-5	0-0	0-2	1	2	3	0	2	1	1	0	1	11
TEAM				1	1								
Totals	20-61	2-22	8-17	14	28	42	18	50	14	13	4	6	200

TOTAL FG%	1st Half: 8-30 26.7%	2nd Half: 12-31 38.7%	Game: 32.8%	DEADB
3-Pt. FG%	1st Half: 1-10 10.0%	2nd Half: 1-12 8.3%	Game: 9.1%	REBS
F Throw %	1st Half: 2-6 33.3%	2nd Half: 6-11 54.5%	Game: 47.1%	5,2

Score by Periods	1st	2nd	Total
OREGON STATE	29	19	- 48
OREGON	19	31	- 50



## GAME 10 - OREGON STATE 77, UNLV 58

### FIRST ROUND NIT (March 21, 2003)

Corvallis, Ore. • Gill Coliseum (1,374)

UNLV (17-12)	FG-FGA	3FG-FGA	FT-FTA	OF	DE	TOT	PF	TP	A	TO	BLK	S	MIN
54 McCracklin, Sherry f	4-8	0-0	3-3	5	2	7	4	11	0	2	0	2	32
55 McCracklin, Dishawn f	0-3	0-0	1-2	5	1	6	2	1	0	2	0	0	22
11 Gray, Julia g	0-5	0-1	2-2	3	0	3	1	2	2	2	0	3	30
23 Jinks, Constance g	6-21	1-7	4-4	1	3	4	2	17	1	6	0	0	35
31 Robinson, InFini g	5-9	2-5	2-2	1	1	2	2	14	2	2	0	1	30
00 Moore, Sheena	1-3	0-1	2-3	0	1	1	0	4	0	2	0	1	13
01 Clark, Nejah	0-1	0-0	0-0	1	0	1	1	0	0	0	0	0	3
02 Sneed, Candace	0-0	0-0	0-0	0	0	0	0	0	1	0	0	0	2
1-1 Homan, Casey	1-1	1-1	0-0	0	0	0	0	3	0	0	0	0	2
05 Homan, Casey	1-2	0-0	0-0	0	1	1	0	2	1	1	0	2	22
30 Mitchell, Talisha	1-2	0-0	0-0	0	1								





# RECORDS

## GAME 11 - FRESNO STATE 58, OREGON STATE 57

### SECOND ROUND NIT (March 24, 2003)

Fresno, Calif. • Selland Arena (4,507)

OREGON STATE (15-15)		FG-FGA	3FG-FGA	FT-FTA	OF	DE	TOT	PF	TP	A	TO	BLK	S	MIN
45 Chapman, Hollye f	3-7	2-5	0-0	1	3	4	2	8	3	2	0	1	32	
42 Chaney, Brina c	2-6	0-1	4-4	1	6	7	4	8	1	1	2	1	24	
10 Estavan, Lellani g	8-16	1-5	2-22	1	4	5	1	19	6	3	0	3	36	
14 Jones, Jessica g	0-2	0-0	0-0	0	2	2	0	0	0	2	0	0	26	
40 Smith, Michelle f	3-7	0-2	0-0	1	2	3	1	6	2	2	0	0	30	
11 Rukstelyte, Kristina	0-0	0-0	0-0	0	0	0	0	0	0	4	0	0	6	
12 Bunn, Casey	2-5	0-0	1-1	3	2	5	0	5	0	22	1	0	11	
24 Close, Mandy	2-6	1-4	0-0	1	1	2	2	5	0	0	0	1	18	
50 Turner, Krystal	3-4	0-0	0-2	1	2	3	3	6	0	1	2	1	18	
TEAM				2	3	3								
Totals	22-60	6-16	8-12	16	23	39	11	58	16	17	1	11	200	

TOTAL FG%	1st Half: 9-27	33.3%	2nd Half: 13-33	39.4%	Game: 36.7%	DEADB
3-Pt. FG%	1st Half: 2-1	18.2%	2nd Half: 4-5	80.0%	Game: 37.5%	REBS
F Throw %	1st Half: 0-0	0.0%	2nd Half: 8-12	66.7%	Game: 66.7%	1

FRESNO STATE (21-12)		FG-FGA	3FG-FGA	FT-FTA	OF	DE	TOT	PF	TP	A	TO	BLK	S	MIN
00 Johnson, Java f	0-3	0-0	1-2	2	1	3	1	1	1	1	0	2	18	
45 Clark, Mindy c	1-1	0-0	0-0	2	1	3	2	2	1	1	1	1	9	
05 Sutherland, Chaney g	0-0	0-0	0-0	0	0	0	0	0	0	0	0	0	5	
10 Logan, Lindsay g	4-10	3-6	0-0	2	1	3	0	11	1	3	0	0	37	
24 Simon, Tiffany g	1-9	0-0	0-0	1	3	4	3	2	1	4	0	0	19	
11 Garcia, Laura	2-8	2-5	0-1	1	4	5	0	6	3	2	0	4	29	
12 Mack, Veronica	1-4	0-2	0-0	0	0	0	1	2	3	0	0	1	28	
14 Moore, Cophie	0-0	0-0	0-0	0	0	0	0	0	0	0	0	0	3	
32 Udeze, Omelogo	6-11	0-1	6-7	1	4	5	3	18	3	4	0	0	23	
42 Lane, Arlita	7-14	1-2	1-2	5	5	10	1	16	3	1	0	3	29	
TEAM				2	4	6								
Totals	22-60	6-16	8-12	16	23	39	11	58	16	17	1	11	200	

TOTAL FG%	1st Half: 9-27	33.3%	2nd Half: 13-33	39.4%	Game: 36.7%	DEADB
3-Pt. FG%	1st Half: 2-11	18.2%	2nd Half: 4-5	80.0%	Game: 37.5%	REBS
F Throw %	1st Half: 0-0	0.0%	2nd Half: 8-12	66.7%	Game: 66.7%	1

Score by Periods	1st	2nd	Total
OREGON STATE	21	36	57
FRESNO STATE	20	38	58



## GAME 13 - OREGON STATE 75, NEBRASKA 67

### SECOND ROUND NIT (March 22, 2004)

Lincoln, Neb. • Devaney Sports Center (2,897)

OREGON STATE (17-14)		FG-FGA	3FG-FGA	FT-FTA	OF	DE	TOT	PF	TP	A	TO	BLK	S	MIN
45 Chapman, Hollye f	6-12	2-5	0-0	1	9	10	2	14	3	2	1	1	35	
42 Chaney, Brina c	3-7	0-0	7-9	1	4	5	4	13	1	3	2	1	26	
10 Estavan, Lellani g	3-9	2-5	2-2	0	3	3	1	10	8	2	0	5	38	
24 Close, Mandy g	6-12	1-3	4-4	0	4	4	2	17	6	2	0	2	37	
33 Howell, Shannon g	6-12	2-5	3-4	1	3	4	4	17	1	4	0	2	31	
14 Jones, Jessica	0-0	0-0	0-0	0	0	0	0	0	0	0	0	0	5	
31 Rivera, Anita	0-2	0-2	0-0	0	1	1	0	0	1	1	0	0	9	
32 Mellbye, Kerstin	0-0	0-0	0-0	0	0	0	0	0	0	0	0	0	1	
44 Vickery, Karen	1-2	0-0	0-0	0	2	2	1	2	1	0	1	0	8	
50 Turner, Krystal	1-3	0-0	0-0	0	3	3	2	2	0	2	1	0	8	
TEAM				2	3	5								
Totals	26-59	7-20	16-19	5	32	37	20	75	20	17	5	13	200	

TOTAL FG%	1st Half: 16-31	51.6%	2nd Half: 10-28	35.7%	Game: 39.1%	DEADB
3-Pt. FG%	1st Half: 6-11	40.0%	2nd Half: 1-9	11.1%	Game: 23.8%	REBS
F Throw %	1st Half: 1-2	50.0%	2nd Half: 15-17	87.5%	Game: 75.0%	1

NEBRASKA (18-12)		FG-FGA	3FG-FGA	FT-FTA	OF	DE	TOT	PF	TP	A	TO	BLK	S	MIN
42 Johnson, Alexa f	6-13	1-5	3-3	2	3	5	1	16	1	0	0	2	31	
44 Cannon-Johnson, Kea f	4-13	0-3	0-1	2	5	7	4	8	1	5	1	1	24	
53 Morse, Katie c	1-5	0-0	4-5	3	4	7	4	6	0	1	1	1	28	
20 Johansen, Jina g	1-3	1-2	0-0	0	6	6	1	3	3	5	0	1	34	
22 Richards, Margaret g	3-9	0-3	2-3	0	5	5	1	8	2	0	0	2	29	
21 Hardy, Kiera	7-12	3-6	3-4	1	4	5	3	20	2	6	0	2	31	
23 Lightfoot, Andrea	0-0	0-0	0-0	0	0	0	0	0	0	0	0	0	1	
33 Gerhart, Jessica	2-3	0-1	0-0	0	2	2	0	4	0	1	0	1	5	
45 Aubry, Chelsea	1-6	0-1	0-0	0	0	0	1	2	0	0	0	0	17	
TEAM				2	1	3								
Totals	25-64	5-21	12-16	10	30	40	15	67	9	18	2	10	200	

TOTAL FG%	1st Half: 12-31	38.7%	2nd Half: 13-33	39.4%	Game: 39.1%	DEADB
3-Pt. FG%	1st Half: 2-9	22.2%	2nd Half: 3-12	20.0%	Game: 23.8%	REBS
F Throw %	1st Half: 3-4	75.0%	2nd Half: 9-15	60.0%	Game: 75.0%	1

Score by Periods	1st	2nd	Total
OREGON STATE	39	36	75
NEBRASKA	29	38	67

## GAME 12 - OREGON STATE 69, GONZAGA 64

### FIRST ROUND NIT (March 19, 2004)

Corvallis, Ore. • Gill Coliseum (1,207)

GONZAGA (18-12)		FG-FGA	3FG-FGA	FT-FTA	OF	DE	TOT	PF	TP	A	TO	BLK	S	MIN
13 Burke, Ashley f	6-16	1-2	4-4	5	1	6	4	17	1	1	0	3	27	
30 Anderson, Ashley f	3-6	0-0	5-11	2	4	6	3	11	4	5	1	2	36	
44 Bailey, Anne c	2-6	0-0	1-3	0	4	4	3	5	0	2	0	1	20	
10 Mathews, Shannon g	6-11	4-9	0-0	0	4	4	3	16	4	2	0	4	37	
32 Jewell, Raeanna g	0-8	0-6	0-0	3	4	7	4	0	2	6	0	1	30	
21 Ridenour, Katy	1-2	0-1	1-2	1	3	4	2	3	1	1	0	1	27	
31 Bickelhaupt, Anne	0-1	0-0	0-0	0	0	0	0	0	0	0	0	0	7	
34 Prichard, Katie	0-0	0-0	0-0	0	0	0	1	0	0	2	0	0	2	
42 Hawk, Stephanie	1-2	1-1	0-0	0	1	1	1	3	0	0	0	0	5	
54 Lecouture, Delphine	4-4	1-1	0-0	0	1	1	0	9	0	0	0	0	9	
TEAM				2	2	2								
Totals	23-56	7-20	11-20	11	24	35	21	64	12	19	1	12	200	

TOTAL FG%	1st Half: 10-20	50.0%	2nd Half: 13-36	36.1%	Game: 41.1%	DEADB
3-Pt. FG%	1st Half: 2-6	33.3%	2nd Half: 5-14	35.7%	Game: 35.0%	REBS
F Throw %	1st Half: 7-11	63.6%	2nd Half: 4-9	44.4%	Game: 55.0%	2

OREGON STATE (16-14)		FG-FGA	3FG-FGA	FT-FTA	OF	DE	TOT	PF	TP	A	TO	BLK	S	MIN
42 Chaney, Brina c	3-5	0-0	4-6	2	4	6	4	10	1	2	0	0	27	
10 Estavan, Lellani g	5-12	2-7	8-8	1	2	3	2	20	10	3	0	2	36	
24 Close, Mandy g	2-6	0-2	1-2	3	1	4	2	5	1	2	0	1	26	
33 Howell, Shannon g	3-10	0-3	4-4	1	2	3	1	10	1	3	0	1	27	
45 Chapman, Hollye g	4-9	2-4	0-0	0	7	7	1	10	0	4	1	4	38	
14 Jones, Jessica	2-4	2-3	0-0	0	1	1	0	6	1	0	0	1	19	
31 Rivera, Anita	0-2	0-2	0-1	0	4	4	3	0	0	1	1	0	9	
32 Mellbye, Kerstin	0-0	0-0	1-2	0	2	2	0	1	1	0	0	0	2	
44 Vickery, Karen	0-0	0-0	0-0	0	1	1	1	0	0	1	0	0	5	
50 Turner, Krystal	3-4	0-0	1-2	0	2	2	2	7	0	1	0	0	11	
TEAM				2	3	5								
Totals	22-52	6-21	19-25	9	29	38	16	69	15	17	2	9	200	

TOTAL FG%	1st Half: 14-30	46.7%	2nd Half: 8-22	36.4%	Game: 42.3%	DEADB
3-Pt. FG%	1st Half: 5-11	45.5%	2nd Half: 1-10	10.0%	Game: 28.6%	REBS
F Throw %	1st Half: 5-8	62.5%	2nd Half: 14-17	82.4%	Game: 76.0%	3

Score by Periods	1st	2nd	Total
GONZAGA	29	35	64
OREGON STATE	38	31	69



## GAME 14 - CREIGHTON 74, OREGON STATE 64

### THIRD ROUND NIT (March 24, 2004)

Omaha, Neb. • Omaha Civic Auditorium (1,276)

OREGON STATE (17-15)		FG-FGA	3FG-FGA	FT-FTA	OF	DE	TOT	PF	TP	A	TO	BLK	S	MIN
45 Chapman, Hollye f	8-18	2-6	0-0	5	7	12	1	18	4	5	0	0	35	
42 Chaney, Brina c	5-5	0-0	1-2	1	4	5	2	11	3	2	0	0	24	
10 Estavan, Lellani g	3-12	0-3	2-2	1	3	4	5	8	2	0	0	2	30	
24 Close, Mandy g	3-9	1-3	2-2	1	3	4	5	8	0	2	0	2	33	
33 Howell, Shannon g	1-7	0-4	3-4	1	1	2	3	5	2	2	0	0	32	
05 Stokes, Bailey	0-0	0-0	0-0	0	1	1	0	0	0	0	0	0	2	
14 Jones, Jessica	0-0	0-0	0-0	0	0	0	0	0	0	0	0	0	5	
15 Campbell, Tarika	1-3	1-3	4-4	0	1	1	2	7	0	1	0	0	9	
31 Rivera, Anita	0-2	0-0	0-0	1	0	1	1	0	0	0	0	0	6	
32 Mellbye, Kerstin	0-1	0-0	1-2	0	0	0	0	1	0	0	0	0	3	
44 Vickery, Karen	0-0	0-0	0-0	0	1	1	0	0	0	0	0	0	3	
50 Turner, Krystal	2-5	0-0	1-2	1	3	4	1	5	1	1	1	1	18	
TEAM				4										



## GAME 15 - OREGON STATE 77, SANTA CLARA 48

### FIRST ROUND NIT (March 16, 2006)

Corvallis, Ore. • Gill Coliseum (1,797)

**W**

SANTA CLARA (19-12)	FG-FGA	3FG-FGA	FT-FTA	OF	DE	TOT	PF	TP	A	TO	BLK	S	MIN
24 Monteith, Kasey f	1-4	0-0	0-0	1	4	5	1	2	0	1	0	1	14
10 Cozad, Michelle g	3-16	2-8	7-8	0	2	2	2	15	2	2	1	2	39
12 Walker, Tracey g	1-3	1-2	0-0	3	3	6	4	3	3	4	0	2	33
25 Martin, Anna g	1-4	1-4	3-4	1	2	3	3	6	1	2	0	0	31
40 Huss, Kayla g	1-9	1-6	0-0	0	1	1	1	3	2	4	0	1	20
03 Cronk, Chandice	0-4	0-2	0-0	1	1	2	2	0	1	1	0	0	9
05 Goins, Claire	0-1	0-0	0-0	0	0	0	0	0	0	0	0	0	1
15 Michalski, Lauren	0-0	0-0	0-0	0	0	0	0	0	0	0	0	0	2
21 Gonnerman, Ashley	3-6	0-0	0-0	1	5	6	1	6	0	0	1	0	18
22 Graham, Ashley	3-8	1-4	0-0	1	2	3	3	7	1	2	0	2	23
30 Doran, Elizabeth	0-1	0-1	0-0	0	0	0	0	0	0	0	0	0	1
31 Kimyacioglu, Yasemin	0-1	0-0	2-2	0	0	0	0	2	0	0	0	0	2
45 Goeggel, Kimee	2-3	0-0	0-0	1	0	1	1	4	1	0	0	0	7
TEAM				4	4								
<b>Totals</b>	<b>15-60</b>	<b>6-27</b>	<b>12-14</b>	<b>13</b>	<b>20</b>	<b>33</b>	<b>18</b>	<b>48</b>	<b>11</b>	<b>16</b>	<b>2</b>	<b>8</b>	<b>200</b>

TOTAL FG%	1st Half: 5-26	19.2%	2nd Half: 10-34	29.4%	Game: 25.0%	DEADB
3-Pt. FG%	1st Half: 2-15	13.3%	2nd Half: 4-12	22.2%	Game: 22.2%	REBS
F Throw %	1st Half: 7-8	87.5%	2nd Half: 5-6	83.3%	Game: 85.7%	1

OREGON STATE (16-14)	FG-FGA	3FG-FGA	FT-FTA	OF	DE	TOT	PF	TP	A	TO	BLK	S	MIN
03 Ducker, Tiffany f	4-9	0-0	0-0	0	5	5	0	8	0	1	3	2	32
42 Butler, Kim f	8-12	0-1	0-1	3	7	10	1	16	3	3	2	4	35
12 Nash, Casey g	4-8	0-0	5-8	4	6	10	2	13	4	1	0	1	38
24 Close, Mandy g	5-11	1-5	1-2	1	2	3	4	12	5	4	0	0	26
31 Rivera, Anita g	6-10	2-5	3-5	0	4	4	3	17	3	1	2	1	31
00 Young, Ebony	1-1	0-0	0-0	0	1	1	0	2	0	0	0	0	2
01 Fox-Griffin, Mercedes	1-2	0-1	0-0	0	6	6	1	2	1	1	0	1	21
23 White, Ebony	0-0	0-0	3-4	1	0	1	1	3	2	1	0	0	5
44 Vickery, Karen	2-3	0-0	0-1	0	0	0	1	4	0	1	0	0	10
TEAM				1	2	3							
<b>Totals</b>	<b>31-56</b>	<b>3-12</b>	<b>12-21</b>	<b>10</b>	<b>33</b>	<b>43</b>	<b>13</b>	<b>77</b>	<b>18</b>	<b>13</b>	<b>7</b>	<b>9</b>	<b>200</b>

TOTAL FG%	1st Half: 15-30	50.0%	2nd Half: 16-26	39.4%	Game: 55.4%	DEADB
3-Pt. FG%	1st Half: 0-5	0.0%	2nd Half: 3-7	20.0%	Game: 25.0%	REBS
F Throw %	1st Half: 3-6	50.0%	2nd Half: 9-15	60.0%	Game: 57.1%	4

Score by Periods	1st	2nd	Total
SANTA CLARA	19	29	48
OREGON STATE	33	44	77

## GAME 16 - WYOMING 67, OREGON STATE 49

### SECOND ROUND NIT (March 18, 2006)

Laramie, Wyo. • Arena Auditorium (2,604)

**L**

OREGON STATE (16-15)	FG-FGA	3FG-FGA	FT-FTA	OF	DE	TOT	PF	TP	A	TO	BLK	S	MIN
03 Ducker, Tiffany f	3-6	0-0	1-2	1	2	3	5	7	1	2	1	0	21
42 Butler, Kim f	7-15	0-0	4-5	1	6	7	3	18	0	5	0	3	39
12 Nash, Casey g	0-3	0-0	5-6	2	5	7	5	5	0	2	0	0	38
24 Close, Mandy g	6-19	1-4	0-0	0	1	1	2	13	2	6	0	2	40
31 Rivera, Anita g	2-6	0-2	0-0	0	3	3	1	4	0	1	0	0	40
01 Fox-Griffin, Mercedes	0-1	0-0	0-0	2	3	5	1	0	2	1	1	0	18
23 White, Ebony	0-0	0-0	0-0	0	0	0	0	0	0	0	0	0	1
44 Vickery, Karen	1-1	0-0	0-0	1	1	2	0	2	0	0	0	0	3
TEAM				5	2	7							
<b>Totals</b>	<b>19-51</b>	<b>1-6</b>	<b>10-13</b>	<b>12</b>	<b>23</b>	<b>35</b>	<b>18</b>	<b>49</b>	<b>5</b>	<b>17</b>	<b>2</b>	<b>5</b>	<b>200</b>

TOTAL FG%	1st Half: 9-21	42.9%	2nd Half: 10-30	33.3%	Game: 37.3%	DEADB
3-Pt. FG%	1st Half: 0-1	0.0%	2nd Half: 1-5	20.0%	Game: 16.7%	REBS
F Throw %	1st Half: 9-11	81.8%	2nd Half: 1-2	50.0%	Game: 76.9%	0

WYOMING (21-8)	FG-FGA	3FG-FGA	FT-FTA	OF	DE	TOT	PF	TP	A	TO	BLK	S	MIN
05 Zavec, Hanna f	7-14	4-8	0-0	5	8	13	3	18	3	0	1	2	36
24 McGuffey, Megan f	6-11	0-1	1-1	2	8	10	1	13	2	2	0	1	40
25 Taylor, Michelle c	3-7	0-0	4-6	0	1	1	4	10	2	2	0	2	27
02 Bolerjack, Jodi g	3-14	2-9	5-6	1	1	2	0	13	1	2	0	0	40
23 Hicks, Erin g	2-6	0-2	4-4	0	4	4	2	8	3	3	0	0	37
12 Sisk, Dominique	2-5	0-0	1-2	2	1	3	0	5	3	1	0	2	19
42 Ewing, Lorissa	0-0	0-0	0-0	0	0	0	2	0	0	1	0	0	1
TEAM				3	3								
<b>Totals</b>	<b>23-57</b>	<b>6-20</b>	<b>15-19</b>	<b>13</b>	<b>23</b>	<b>36</b>	<b>12</b>	<b>67</b>	<b>14</b>	<b>11</b>	<b>1</b>	<b>7</b>	<b>200</b>

TOTAL FG%	1st Half: 12-25	48.0%	2nd Half: 11-32	34.4%	Game: 40.4%	DEADB
3-Pt. FG%	1st Half: 5-10	50.0%	2nd Half: 1-10	10.0%	Game: 30.0%	REBS
F Throw %	1st Half: 4-6	66.7%	2nd Half: 11-13	84.6%	Game: 78.9%	2

Score by Periods	1st	2nd	Total
OREGON STATE	27	22	49
CREIGHTON	33	34	67

## 2007 NCAA TOURNAMENT

### FINAL FOUR

(April 1 and April 3)

Quicken Loans Arena (20,000)

Cleveland, Ohio

Hosts: Cleveland State University and Mid-American Conference

### REGIONALS

(March 24-27)

**EAST:** Atlantic Coast Conference  
(Greensboro Coliseum - Greensboro, North Carolina)

**MIDEAST:** University of Dayton  
(University of Dayton Arena - Dayton, Ohio)

**MIDWEST:** Conference USA and Southern Methodist  
(Reunion Arena - Dallas, Texas)

**WEST:** Fresno State University  
(Save Mart Center - Fresno, CA)

**FINAL FOUR:** Cleveland State University and Mid-American Conf.  
(Quicken Loans Arena - Cleveland, Ohio)

### FIRST/SECOND ROUND SITES

(March 17-20)

Frank Erwin Center (16,755)

Austin, Texas

Host: University of Texas at Austin

Breslin Student Events Center (15,085)

East Lansing, Michigan

Host: Michigan State University

Hartford Civic Center (14,913)

Hartford, Connecticut

Host: University of Connecticut

Galen Center (10,280)

Los Angeles

Host: University of Southern California

Williams Arena (14,669)

Minneapolis

Host: University of Minnesota, Twin Cities

Petersen Events Center (12,508)

Pittsburgh

Host: University of Pittsburgh

RBC Center (19,500)

Raleigh, North Carolina

Host: North Carolina State University

Maples Pavilion (7,233)

Stanford, California

Host: Stanford University

