

ROCKET FOOTBALL

PROUD TRADITION. NEW ERA.




First-year coach Tim Beckman has the Rockets ready to take off.

The University of Toledo
2009 FOOTBALL MEDIA GUIDE




FETTERMAN TRAINING CENTER OPENING DECEMBER 2009



“The Fetterman Training Center is going to be huge for us, both in recruiting and in the development of our current student-athletes. It will provide a year-round workplace where our players can fine-tune their skills. It will be one of the finest, if not the finest, indoor practice facilities in our conference.”

– Head Coach Tim Beckman

Competitiveness!

A black and white photograph of Coach Tim Beckman. He is wearing a white visor with a logo, sunglasses, and a dark jacket with "TOLEDO FOOTBALL" on the chest. He has his mouth wide open in a shout and his right arm raised. A lanyard with "THE UNIVERSITY OF TOLEDO" is around his neck.

“The Rocket Football Program will be based on the word ‘Competitiveness!’ We will compete in everything we do! We want our players constantly competing on the field, in life, in class and in everyday living! How competitive you are determines whether you win or lose! It’s that simple and it’s that important!”

- Tim Beckman

A black and white photograph showing a football game in progress. Several players in helmets are clustered together on the field, with one player in a light-colored uniform on the ground.

Follow Coach Beckman in Cyberspace

Website: www.CoachBeckman.com

Facebook: Tim Beckman

Twitter: CoachBeckman

The Facebook logo, consisting of the word "facebook" in a lowercase, sans-serif font.The Twitter logo, consisting of the word "twitter" in a lowercase, sans-serif font with a stylized bird icon.

Rocket Football 2009

We Are UT! (1-14)

Quick Facts/Future Schedules.....	3
This is Toledo Rockets Football.....	4-7
The Glass Bowl.....	8-9
Larimer Athletic Complex	10
Fetterman Training Center	11
The University	12-13
Academics.....	14

2009 Season Outlook (15-32)

Season Outlook Story	16-19
Depth Chart	20
Q&A with Coach Beckman	21-23
Rocket Notebook	24-25
Alphabetical Roster.....	26-27
Numerical Roster	28-29
Geographical Roster.....	30
Roster by Class	31
Roster Miscellany/Pronunciation Guide....	32

The Coaching Staff (33-48)

Head Coach Tim Beckman	34-39
The Rocket Families	40-41
Assistant Coaches/Football Staff	42-48

Player Profiles (49-84)

Returning Players.....	50-79
Newcomers	80-84

Opponents (85-100)

2009 Opponent Information.....	86-97
Mid-American Conference	98
MAC Championship Game.....	99
UT Record vs. Opponents and Conferences..	100

2008 In Review (101-124)

Season Highlights	102
Game-By-Game Reviews	103-114
Results and Statistics.....	115-124



Rocket History (125-154)

History of Champions/Timeline.....	126-128
35 In A Row!	129
History of the Glass Bowl	130-132
Rocket All-Americans.....	133
Rocket All-MAC Performers	134-136
Postseason Honors	137
Academic Honors.....	138
Letterwinners	139-142
Team Awards	143-144
Team Captains.....	145
All-Time Coaching Greats	146
Assistant Coaches All-Time List.....	147-149
Rockets In The Pros/NFL Draft	150-152
Toledo's Bowl Appearances.....	153-154

The Record Book (155-190)

All-Time Record by Season.....	156
All-Time Coaching Records	157-158
Year-By-Year Scores.....	159-167
Polls, Streaks, Comebacks, Etc.....	168
Attendance Records	169
Team Records.....	170-173
Individual Records	174-182
Individual Records by UT Opponents	183
When Was the Last Time?	184
Glass Bowl Records	185
Annual Statistical Leaders	186-190

The University / Media Information (191-208)

University History and Traditions.....	192
Athletic Traditions	193-195
University President Lloyd Jacobs.....	196
Athletic Director Mike O'Brien.....	197
Academic Support Services	198
Regulations for Boosters.....	199
Sports Medicine	200
Strength and Conditioning	201
Media Information	202-204
Directions/Team Travel Plans	205
Campus Map /Area Map.....	206
City of Toledo	207
Official Athletics Website	208

Credits: The 2009 Toledo Football Media Guide was written, edited and designed by Paul Helgren. *Editorial Assistance:* Steve Easton, Brian De-Benedictis, Ashley Kuba, Mindy King, Sydney Bailey, Katie Buck. *Cover Designs:* Chelsea Copeland. *Cover Photography:* Daniel Miller. *Inside Photographs:* Daniel Miller, Terry Fell. Special thanks to Mark Myers, John Pollock, Jacki Way, UT opponents and NFL teams for photographs. Printed by H.O.T. Printing and Graphics.

The UT department of intercollegiate athletics gratefully acknowledges the contributions of the student body, whose spirit and financial support enable us to maintain our standards of excellence.

The University of Toledo is committed to a policy of equal opportunity in education, employment, membership and contracts, and no differentiation will be made based on race, color, religion, sex, age, national origin, sexual orientation, veteran status or the presence of a disability. The university will take affirmative action as required by state or federal law.

Rocket Football 2009

2009 Toledo Football Schedule

Date	Opponent	Time
Sept. 5	at Purdue (Big Ten Network)	Noon
Sept. 11	COLORADO (ESPN)	9:00 p.m.
Sept. 19	OHIO STATE% (ESPN-Plus)	Noon
Sept. 26	at Florida International	7:00 p.m.
Oct. 3	at Ball State* (ESPN-Plus)	Noon
Oct. 10	WMU* (Homecoming)	7:00 p.m.
Oct. 17	NORTHERN ILLINOIS*	7:00 p.m.
Oct. 24	TEMPLE*	7:00 p.m.
Oct. 31	at Miami* (Ohio News Network)	3:30 p.m.
Nov. 11	at CMU* (ESPN2)	8:00 p.m.
Nov. 20	EMU*	7:00 p.m.
Nov. 27	at BGSU* (ESPNU/ESPN360)	TBA
Dec. 4	MAC Championship Game#	8:00 p.m.

HOME GAMES IN BOLD CAPS

All times listed are site times

* Mid-American Conference Game

% at Cleveland Browns Stadium

West Division champion vs. East Division

champion, Ford Field, Detroit, MI (ESPN2)

Schedule subject to change

2008 Toledo Football Results

Date	Opponent	Results
Sept. 6	at Arizona	L, 16-41
Sept. 13	at Eastern Michigan*	W, 41-17
Sept. 20	FRESNO STATE	L, 54-55 (2OT)
Sept. 27	FLOR. INTERNATIONAL	L, 16-35
Oct. 4	BALL STATE* (HC)	L, 0-31
Oct. 11	at Michigan	W, 13-10
Oct. 18	at Northern Illinois*	L, 7-38
Oct. 25	CENTRAL MICHIGAN*	L, 23-24
Nov. 5	at Akron*	L, 30-47
Nov. 15	at Western Michigan*	L, 17-27
Nov. 21	MIAMI*	W, 42-14
Nov. 28	BOWLING GREEN*	L, 10-38

HOME GAMES IN BOLD CAPS

* Mid-American Conference Game

(HC) Homecoming

2008 MAC Standings

MAC West

Team	MAC	ALL
Ball State	8-0	12-2
Western Michigan	6-2	9-4
Central Michigan	6-2	8-5
Northern Illinois	5-3	6-7
Toledo	2-6	3-9
Eastern Michigan	2-6	3-9

MAC East

Team	MAC	ALL
Buffalo	5-3	8-6
Bowling Green	4-4	6-6
Temple	4-4	5-7
Akron	3-5	5-7
Kent State	3-5	4-8
Ohio	3-5	4-8
Miami	1-7	2-10

Quick Facts

Location: Toledo, Ohio 43606-3390

Population: 285,937 (city); 654,696 (metro)

Founded: 1872

Enrollment: 22,336

Conference: Mid-American (West Division)

Nickname: Rockets

Colors: Midnight Blue and Gold

Mascot: Rocky the Rocket

Stadium (built): Glass Bowl (1937)

Stadium Capacity/Surface: 26,248/Field Turf

Ticket Office Phone: (419) 530-GOLD

President: Dr. Lloyd Jacobs

Athletic Director: Michael O'Brien

Faculty Representative: Alice Skeens

Coaching Staff

Head Coach: Tim Beckman (Findlay '88)

Record at Toledo: 0-0 (first year)

Overall Coaching Record: 0-0 (first year)

For Interviews: Call Paul Helgren (419) 530-4918

Assistant Coaching Staff:

- Matt Campbell (Mount Union '02) - Run-Game Coordinator/Offensive Line
 - Jason Candle (Mount Union '03) - Slot Receivers/Tight Ends
 - Steve Clinkscale (Ashland '00) - Cornerbacks
 - Alex Golesh (Ohio State '06) - Running Backs/Recruiting Coordinator
 - Jason Nichols (East Carolina '97) - Outside Receivers
 - Paul Nichols (Davidson '03) - Defensive Pass Coordinator/Safeties
 - Eli Rasheed (Indiana '96) - Defensive Line
 - Scott Satterfield (Appalachian State '96) - Passing Game Coordinator/Quarterbacks
 - Mike Ward (Georgetown '84) - Assistant Head Coach/Defensive Run Coordinator/Linebackers
- Strength Coach:** Rick Court (Michigan State '02)

Football Information

2008 Record: 3-9 overall; 2-6 MAC (T5th-West)

Lettermen Returning: 57 (21 off., 32 def., 4 spec.)

Lettermen Lost: 7 (2 off., 5 def., 0 spec.)

Starters Returning: 20 (9 off., 9 def., 2 spec.)

Starters Lost: 4 (2 off., 2 def., 0 spec.)

Offensive/Defensive Sets: Spread / Multiple

UT Athletic Media Relations

Assistant AD/Media Relations: Paul Helgren

E-Mail: paul.helgren@utoledo.edu

Office Phone Number: (419) 530-4918

Mobile Phone Number: (419) 262-3861

Media Relations Fax Number: (419) 530-4428

Press Box Phone Number: (419) 530-3732

Internet Address: www.utrockets.com

FUTURE SCHEDULES

2010

Sept. 4 - ARIZONA

Sept. 11 - at Boise State

Sept. 25 - at Purdue

Oct. 2 - WYOMING

2011

Sept. 10 - at Ohio State

Sept. 17 - BOISE STATE

Sept. 24 - at Syracuse

2012

Sept. 1 - at Arizona

Sept. 8 - at Wyoming

2013

Aug. 31 - at Florida

Sept. 7 - at Missouri

Oct. 19 - NAVY

2014

Sept. 6 - MISSOURI

Sept. 20 - at Iowa State

2015

Sept. 19 - IOWA STATE

Oct. 17 - at Navy

Through June 14, 2009 • Subject to change

Important Dates

*Players report to
preseason camp
Wednesday, Aug. 5*

*First day of Practice
Thursday, Aug. 6*

*Media Day/Photo Day
Saturday, Aug. 8*

*UT fall classes begin
Monday, Aug. 24*

*Season Opener
at Purdue
Saturday, Sept. 5*

*Home Opener
vs. Colorado
Friday, Sept. 11*

*MAC Championship Game
Friday, Dec. 4*

*Motor City Bowl
Saturday, Dec. 26 (ESPN)*

*International Bowl
Jan. 2 (ESPN2)*

*GMAC Bowl
Jan. 6 (ESPN)*




Rocket Football 2009

Great Victories in the Past Decade...

2008: Toledo 13, Michigan 10
2007: Toledo 36, Iowa State 35
2006: Toledo 37, Kansas 31 - 2OT
2005: Toledo 45, UTEP 13 (GMAC Bowl)
2003: Toledo 35, #9 Pittsburgh 31
2001: Toledo 38, Minnesota 7
2001: Toledo 23, Cincinnati 16 (Motor City Bowl)
2000: Toledo 24, Penn State 6



Toledo won the 2005 GMAC Bowl over UTEP, 45-13.



The Rockets celebrate their 13-10 win at Michigan in 2008.



Toledo beat Penn State, 24-6, at Happy Valley in 2000.

...and Great Home Games in the Future

2009: Colorado, Ohio State (in Cleveland)
2010: Arizona, Wyoming
2011: Boise State
2013: Navy
2014: Missouri
2015: Iowa State

The Rockets host Ohio State in Cleveland Browns Stadium on Sept. 19.



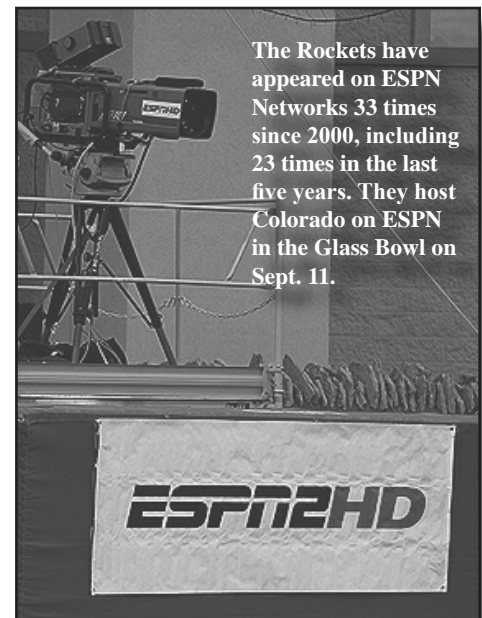
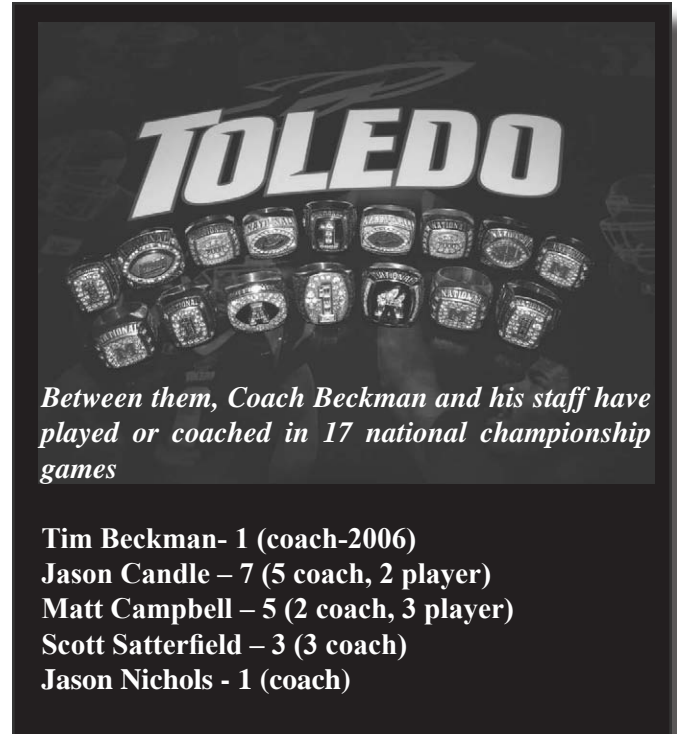
Rocket Football 2009

Did you know that the Rockets....

- Have appeared on ESPN Networks 33 times since 2000, including 23 times in the last five years? Will make at least seven national or regional television appearances in 2009?
- Have made four bowl appearances since 2001?
- Have had 24 All-Americans?
- Have a coaching staff that has played or coached in a combined 17 national championship games?
- Have ranked in the Top 25 in seven different seasons and were ranked 12th in the final AP poll in 1970?
- Have won 10 MAC Championships and seven MAC West Division titles?
- Have an 8-2 record in bowl games?
- Are 44-11 in their last 55 home games?
- Have a 45-27 record in MAC games since 2000?
- Host Ohio State (in Cleveland), Colorado, Boise State, Arizona, Missouri Iowa State, Navy and Wyoming in upcoming seasons?
- Defeated Big Ten opponents in 2000 (Penn State), 2001 (Minnesota) and 2008 (Michigan)? Is the only school in the country to be undefeated against both Michigan and Penn State?
- Broke the Mid-American Conference season attendance record with an average of 30,014 fans in 2001?
- Ranked No. 1 in the nation in attendance by capacity (114.4%) in 2001?
- Have eight former players on NFL rosters?
- Have the only player out of the Mid-American Conference to rush for 1,000 yards in an NFL season (Chester Taylor - 1,216 yards for the Vikings in 2006)?
- Had a 35-game winning streak from 1969-71, the second-longest in Division I-A college football history?
- Had a player finish eighth in the Heisman voting in 1971, quarterback Chuck Ealey?



Lance Moore (right) is one of eight Rockets currently in the NFL. Moore caught 79 passes for 928 yards and 10 touchdowns for the Saints in 2008.



Rocket Football 2009



Rockets in the Community

Coach Beckman and his staff believe it is important for young men to give something back to their community. That's why every Friday afternoon last February, members of the football team went into the Toledo community and volunteered their time for the following volunteer projects:

- Feb. 6: Give a Kid a Smile Day
- Feb. 13: Toledo Children's Hospital visit
- Feb. 20: Lincoln Academy After School Program
- Feb. 27: Trilby Elementary School visit

The project was such a success that next season Coach Beckman is extending it to January through February, as well as on Fridays before game day in the fall.



Rocket Football 2009

Academics and Football

Incoming student-athletes learn quickly that academics are a major priority at the University of Toledo. Head coach Tim Beckman and his staff demand maximum effort from all the young men in their program. Football players are required to sit in the first two rows of all their classes, and must introduce themselves to all their instructors within the first two weeks of the semester. Missing class or being late for class is not tolerated. Volunteer "encouragers" are on call to monitor compliance to all academic rules of the football program.



Football Team GPA Leaps by More Than Half a Grade!

TOLEDO, OH - Grades for the University of Toledo football team showed a dramatic improvement in Tim Beckman's first semester as head coach, with the team GPA rising from 2.370 in the fall of 2008 to 2.922 the spring of 2009, an average increase of more than half a grade per player.

UT Athletic Director Mike O'Brien said that the efforts of the football players, combined with new policies put in place by Beckman and his staff, were the reason for huge rise in grades.

"Head coach Tim Beckman and his staff deserve a lot of credit for the improving academic performance of our football players," said O'Brien. "They brought in some new ideas and challenged the team to improve in the classroom. The results were immediate and dramatic. Rocket football fans everywhere can be very proud of the efforts of their team."

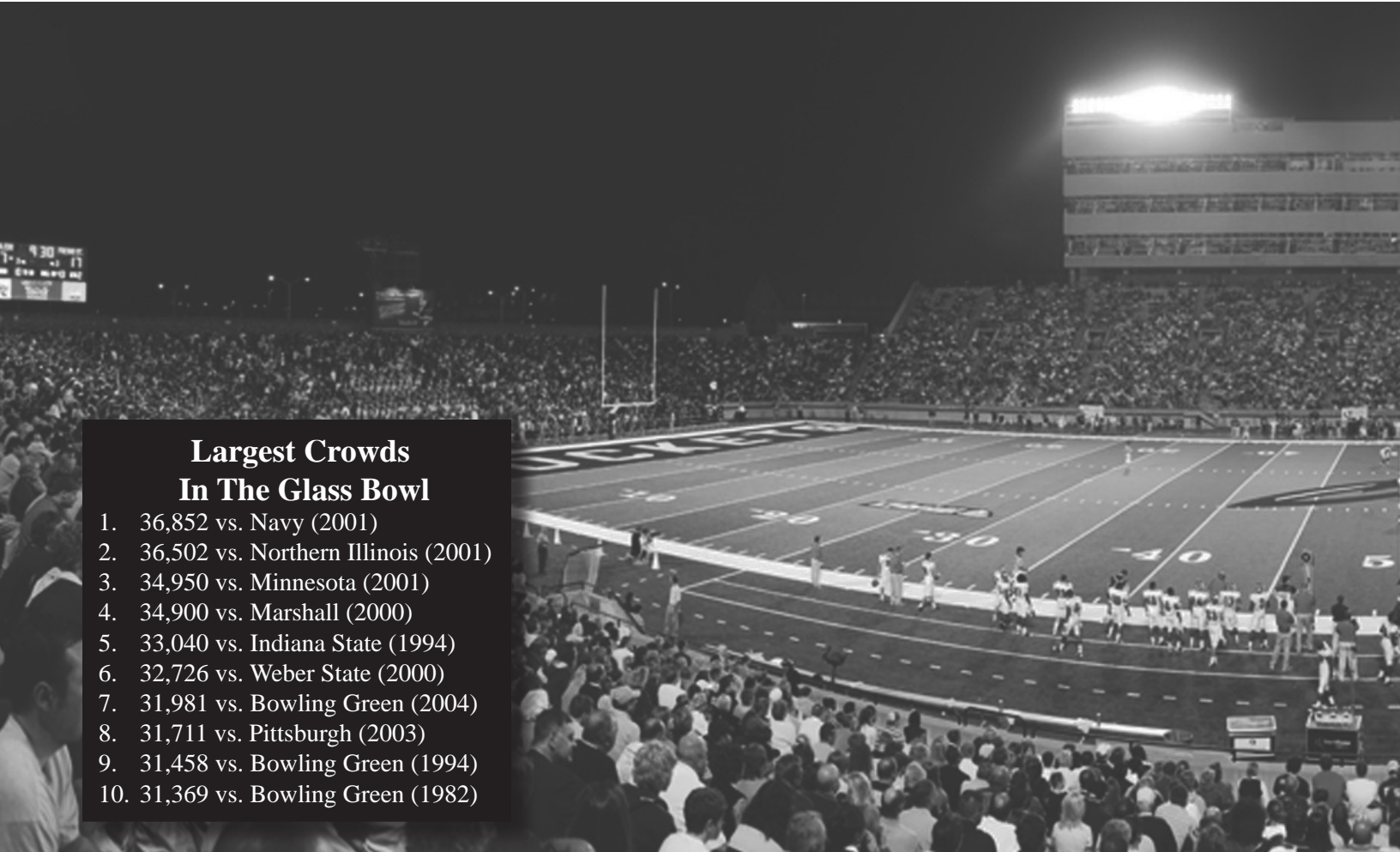
Beckman, who took over as UT's head football coach last December, instituted a number of changes to the program. For example, he divided his squad into eight "teams" that compete in all areas, including academics. He requires his players to sit in the first two rows in class and to meet personally with their instructors at the start of the semester. He also enlisted the aid of volunteer "encouragers" to ensure that the players are attending class and following the team policies. Beckman said the positive outcome was a result of teamwork.

"It was a total commitment to the 'plan' from players to staff members," said Beckman. "Each player was held accountable to himself and his teammates to improve in all academic phases."

Rocket football players have the following academic majors:

- Athletic training
- Biology
- Business
- Civil engineering
- Communication
- Construction engineering
- Criminal justice
- Education
- Electrical engineering
- Entrepreneurial studies
- Exercise Science
- Finance
- Health care administration
- History
- Human resource management
- Individualized studies
- Information systems
- Marketing
- Mechanical engineering
- Organizational development
- Pharmacy
- Political science
- Psychology
- Sociology
- Special education

The Glass Bowl



Largest Crowds In The Glass Bowl

1. 36,852 vs. Navy (2001)
2. 36,502 vs. Northern Illinois (2001)
3. 34,950 vs. Minnesota (2001)
4. 34,900 vs. Marshall (2000)
5. 33,040 vs. Indiana State (1994)
6. 32,726 vs. Weber State (2000)
7. 31,981 vs. Bowling Green (2004)
8. 31,711 vs. Pittsburgh (2003)
9. 31,458 vs. Bowling Green (1994)
10. 31,369 vs. Bowling Green (1982)

StadiaVision



Screen Size: 20 feet by 16 feet

Total Scoreboard Size:

59 feet tall by 53 feet wide

Debut: Sept. 2, 1999 vs. Syracuse

Features:

- Live-action video
- Replays and highlights
- Graphics
- Special messages
- Live cut-ins from other games

The Glass Bowl is truly one of America's great college football stadiums.

Originally built in 1937, the Glass Bowl was renovated in 1990. As a result of those changes, the new Glass Bowl has become a graceful synthesis of modern technology and old-time charm and craftsmanship.

More recent improvements to the Glass Bowl include the addition of



The Glass Bowl

“The best football stadium in the MAC.”
- *The Sporting News*



a “StadiaVision” video scoreboard in the north end zone in 1999, and the installation of a new Field Turf playing surface in 2008.

The Glass Bowl features a three-level press tower that houses 45 private suites, a 300-seat Stadium Club and the Gerber Media Center.

The Gerber Media Center can accommodate 80 media

members. A television crew provides closed-circuit coverage of every Rocket home game. A five-camera production is fed to the videoscreen on the scoreboard and to more than 70 television monitors in the press tower.

For a complete history and more facts about the Glass Bowl, please go to pages 126-128.



The Press Tower



Year Opened: 1991.
Number of Private Suites: 45
Stadium Club Seats: 300
Gerber Media Center Seating: 80

Larimer Athletic Complex



Larimer Athletic Complex The Rockets' "Launch Pad"

The Larimer Athletic Complex, the home of the UT Football Program, is located adjacent to the north end zone of the Glass Bowl. Features include:

- Football team locker room with wooden lockers.
- Strength and conditioning room.
- Football coaches' offices.
- Team meeting rooms and large multi-purpose classroom.
- Athletic training room.
- Equipment room.
- Football trophy case.
- Rocket Academic Center.



Fetterman Training Center



Fetterman Training Center Facts and Features

- Expected completion date: December 2009.
- Estimated cost of the project: \$9 million.
- The facility is named for Hal and Susan Fetterman, long-time supporters of the University of Toledo. The Fettermans donated \$1 million toward the cost of the facility.
- The 100-yard practice field (above) will be used by football, soccer, baseball, softball and other sports, as well as by UT intramural and club teams. The playing surface will be Field Turf, the same surface found in the Glass Bowl. At its peak, the practice field will be 60 feet high, and will include fixed goal posts and a game scoreboard.
- The full-sized basketball practice court (right) will be located in a separate enclosed area between Savage Arena and the 100-yard practice field, and be connected to both.
- A 3,500 square foot golf practice area (below left) will include a chipping and putting area, driving cages and a swing analysis center.
- Six sprinting lanes with a long jump pit will straddle the 100-yard practice field.
- Four locker rooms will be located in the facility, including locker rooms for men's and women's golf, as well as visiting team locker rooms for Savage Arena events.
- Improvements to the UT Outdoor Track (right) include permanent bleacher seating for 500 spectators, a press box and elevated viewing areas for filming and coaching.



The University



Meet The University of Toledo, a student-centered, public metropolitan research university with 22,000 students and more than 250 programs of study.

We're located in Toledo, Ohio, with a picturesque tree-filled Main Campus named one of the most beautiful urban campuses in the nation and a contemporary Health Science Campus designed by world-renowned architect Minoru Yamasaki.

We've also got a great collection of undergraduate, graduate and professional programs of study. We have colleges in arts and sciences, business, education, engineering, health science and human service, law, medicine, nursing, pharmacy, and our special University College. Some of our nationally ranked programs include engineering, law, and occupational therapy.

We offer out-of-state student scholarships to help make your education affordable. For example, students who live outside Ohio with at least a 3.0 high school GPA will get scholarships to waive the out-of-state tuition surcharge.

And our campus has a lot to explore. We have 10 residence halls filled with comfy rooms, dining facilities, and places to hang out. We have a Student Recreation Center, with sports courts, an indoor track, fitness equipment, and even a pool and water slide. Unlike other schools, our football and basketball teams play right in the heart of campus



in the Glass Bowl and the newly renovated Savage Arena, respectively.

A few miles down the road is our Health Science Campus, home to graduate health programs and the UT Medical Center, the only academic medical center in the region. The hospital is a Level 1 trauma center, offering innovative treatments for strokes and cancer found nowhere else in the state.

You'll also enjoy our unique and fun activities. Chances are if you explore UT each day, you'll find at least one art exhibit, one of more than 200 student organizations holding a meeting, one film screening, or one athletics contest. And once our students graduate, they remain just as active. We have more than 100,000 alumni, with Alumni Association chapters throughout the world, even as far away as China.



The University

Points of Pride

- The University of Toledo is home to a spectrum of colleges, departments and professional programs matched only by a handful of public universities nationwide.

- UT has more than 22,000 students, 7,000 employees and 100,000 alumni.

- UT has undergraduate, graduate and faculty-led research opportunities with 125 patents and more than \$60 million in research and grants.

- UT is recognized as a major force in contributing to the discovery of new technology and knowledge. UT offers a vast array of resources for undergraduate, graduate and faculty-led research opportunities with 125 patents and \$60 million in research and grants.

- UT is a nationally recognized leader in research of solar energy and is developing a strong presence in other advanced renewable energy research. Currently, UT has more than \$40 million in ongoing research in those fields. Also, the University just created a School of Solar and Advanced Renewable Energy to train tomorrow's renewable energy innovators.

- Due to its reputation as a leader in alternative energy, UT was selected to house the University Clean Energy Alliance of Ohio, which coordinates collaboration among Ohio universities in the discovery, development and commercialization of energy-related technology.

- The UT Honors Program is one of the oldest programs of its kind at a major university. With an emphasis on undergraduate research opportunities, the Honors Program has sent a delegation to the National Conference on Undergraduate Research every year since 1992.

- UT offers a health education curriculum that includes programs in virtually every health-care discipline, plus opportunities for educational linkages and interdisciplinary studies between the Colleges of Medicine, Engineering, Business, Law and the Department of Philosophy.

- The UT Department of Art offers students a unique learning experience with an on-site relationship with the world-renowned Toledo Museum of Art.

- The Princeton Review recognized the UT College of Business Administration in its 2008 "Best Business Schools" publication.

- The College of Engineering has been named one of the top 20 graduate programs in the nation by The Princeton Review.

- The College of Business Administration expansion, the Savage Complex for Business Learning and Engagement, will open in fall 2009. It is 54,000 sq. ft. and is LEED certified for its green and sustainable technology.

- The College of Business Administration was the first MBA program nationwide to offer an AACSB-accredited graduate concentration in sales leadership.

- The Memorial Field House opened in fall 2008 after extensive renovations. The former UT basketball arena now houses general purpose classrooms. At peak hours, more than 1,500 students have classes in the building.



The Sullivan Athletic Complex and the newly renovated Savage Arena opened in December of 2008.

- A Brigham Young University study ranked UT third in the country among universities for startup companies formed per \$1 million of funding.

- Innovation Associates ranked UT sixth among universities executing licenses and ranked UT seventh in launching startup companies when taking research expenditures into account.

- 49 UT Medical Center doctors have been named among the best in the nation.

- UT students are among the winners of prestigious national fellowships, including the Fulbright, the Woodrow Wilson, the National Science Foundation Graduate Fellowship, the National Consortium for the Physical Sciences, the Whitaker Foundation, the Goldwater, the Madison Foundation Fellowship, and the Phi Kappa Phi National Fellowship.

- The University has been listed among the "100 Best Colleges for African-American Students."


- Centennial Mall on the Main Campus is one of the "100 most beautifully landscaped places in the country," according to the American Society of Landscape Architects. Only 22 college campuses are on the list.

- The University of Toledo College of Medicine senior graduates "matched" at a higher rate than those of other seniors nationwide for the second year in a row; a record 97 percent secured first-year residency positions during the initial National Residency Matching Program.

- The University of Toledo has one of the largest distance-learning programs in the nation.

- The UT Student Recreation Center was touted as one of the best of its kind in the nation by *USA Today*.

- The Lake Erie Research and Education Center is a state-of-the-art environmental research and teaching facility located on the shore of Lake Erie in Oregon, Ohio.



The University of Toledo Health Science Campus is located about three miles from the main campus.

Academics at UT

Academic Departments at UT

• Arts and Sciences

Art Department (Center for the Visual Arts)
 Biological Sciences
 Chemistry
 Communication
 Earth, Ecological and Environmental Sciences
 Economics
 English
 Foreign Languages
 Geography And Planning
 History
 Mathematics
 Music
 Philosophy
 Physics and Astronomy
 Political Science and Public Administration
 Psychology
 Sociology and Anthropology
 Theatre and Film
 Women's and Gender Studies

• Business Administration

Accounting
 Finance and Business Economics
 Information Systems, Marketing, E-Commerce,
 and Sales
 Marketing and International Business
 Management

• Education

Curriculum and Instruction
 Early Childhood, Physical, and Special Education
 Foundations of Education
 Department of Educational Leadership

• Engineering

BioEngineering
 Chemical and Environmental Engineering
 Civil Engineering
 Electrical Engineering and Computer Science
 Engineering Technology
 Mechanical, Industrial and Manufacturing Engineering
 Research Centers



Former Rocket QB Clint Cochran (2004-07) was accepted into the UT Medical School for the fall of 2009.

• Law

• Pharmacy
 Pharmacology
 Medicinal and Biological Chemistry
 Pharmacy Practice
 Center for Applied Pharmacology (CAP)
 Center for Drug Design and Development (CD3)

• University College

Business Technology
 Division of Continuing Education
 Division of Workplace Credit Programs
 Interdisciplinary and Special Programs
 SkillsMax Center
 Community and Economic Development
 Capacity-Building in Construction
 Program 60
 Student Development
 Learning Enhancement Center
 Testing Center

• College of Health and Human Services

Division of Health
 Department of Health Professions
 Department of Kinesiology
 Department of Public Health and Rehabilitative Services
Division of Human Services
 Department of Mental Health Services
 Department of Criminal Justice
 Department of Military Science
 Department of Social Work
 Department of Undergraduate Legal Specialities

• Honors Program

• The Graduate School

• Health Science Campus Departments
 Academic Intranet
 Academic Test Center
 Alumni Affairs
 Anesthesiology
 Biochemistry and Cancer Biology
 Bioinformatics & Proteomics / Genomics
 Biomedical Sciences (MSBS)
 Cancer Center
 Cellular & Molecular Neurobiology
 Center for Continuing Nursing Education
 Center for Creative Instruction
 Center for Nursing Research & Evaluation
 Center for Successful Aging
 Clinical Skills Center
 College of Graduate Studies
 College of Health Sciences
 College of Nursing
 College of Medicine
 Continuing Education
 Doctor of Medicine (M.D.)
 Doctor of Philosophy in Medical Sciences (Ph.D.)
 Family Medicine
 Family Nurse Practitioner
 Internal Medicine
 Library
 Life Support Training



Rocket football players are majoring in 25 different subjects, including engineering, business, pharmacy, education, history, political science and biology.

MD/MS Program
 MD/Ph.D. Program
 Medical Microbiology and Immunology
 Microbiology Research
 Molecular Basis of Disease
 Molecular and Cellular Biology
 Neurology
 Nursing (BSN)
 Nursing (MSN)
 Obstetrics and Gynecology
 Occupational Health (MSOH)
 Occupational Therapy (OTD)
 Orthopaedic Surgery
 Otolaryngology/Dentistry
 Paramedic Training Program
 Pathology
 Pediatrics
 Pharmacology and Therapeutics Research
 Physical Therapy
 Physician Assistant
 Physiology, Pharmacology, Metabolism, and Cardiovascular Sciences
 Psychiatry
 Public Health (MPH)
 Radiation Oncology
 Radiation Oncology Research
 Radiology
 Registered Nurses (RN/BSN)
 Registrar's Office
 Research and Grants Administration
 Surgery
 Urology



Season Outlook

Proud Tradition. New Era.

First-Year Head Coach Tim Beckman Wants His Team to Add to the Legacy of Toledo Football

Between classwork and practice, most college football players have a full plate on their hands. Nevertheless, this past off-season Tim Beckman felt it was important for his Toledo team to take an extra-credit class in history. Rocket history.

Toledo's first-year head coach required his players to present group reports on some aspect of UT Football history and tradition in front of the entire team. One group did a Power Point on the great 35-0 teams from 1969-71. Another did a report on the Toledo-Bowling Green rivalry. Another did a history of the fight song. When it was over, the players knew as much about Rocket history as the most devoted UT fanatic.

More importantly, perhaps, Beckman made his point. Toledo has a great football tradition, and this team has a duty to honor that history with 100 percent commitment.

"We've got great tradition to live up to here at the University of Toledo, and I think it's important that our players know about that," said Beckman, an Ohio native who became familiar with the Rockets during his seven seasons as an assistant with arch-rival Bowling Green from 1998-2004. "I think it's important to teach the team about the traditions here, and that was a fun way to do it."

Beckman is fully aware that the last three seasons have not been worthy of the great Rocket teams of the past. But he firmly believes his team is committed to returning UT to its championship glory.

"I think there is a greater commitment on the part of our players to do what it takes to become champions," said Beckman. "I think there is a greater commitment to the program, to doing the right things in the class room, in the weight room, in the community and on the field."

In that last category, Beckman and his staff have

made "competitiveness" their mantra. During the off-season, Beckman had his team competing for everything from running drills, to lifting weights, to grades, to intense games of dodgeball. In the end, the Rockets came away with a greater sense of team spirit and, yes, competitiveness.

Beckman is confident that renewed sense of competitiveness will translate into a successful 2009 season. Certainly, there is an abundance of talent on the Rocket squad to make that happen.

UT returns 18 starters, and 11 of those players are seniors. On offense, three-year starting quarterback Aaron Opelt is joined by All-MAC wide receiver Stephen Williams, All-MAC running back DaJuane Collins and all five starters from the offensive line. Defensively, UT returns three-time All-MAC safety Barry Church and the league's No. 2 tackler in 2008, Archie Donald.

A difficult schedule will present a challenge as UT opens with Purdue, Colorado and Ohio State, and plays MAC West leaders Ball State and Central Michigan on the road. But Beckman thinks senior leadership could make Toledo the surprise team of the MAC this season.

"I'm challenging our seniors," said Beckman. "This is their last opportunity to wear Midnight Blue and Gold. They might never wear another helmet of any kind ever again. They need to be accountable to take this program as far as they can take it. So we put a lot of pressure on the senior class. They can be the ones that help get us back to the winning tradition that folks are used to around here."

The following is an overview of the Rockets by position:

Quarterbacks

Toledo is fortunate to have a veteran leader in senior **Aaron Opelt**, who has been the starting quarterback for



Tim Beckman: "We've got great tradition to live up to here at the University of Toledo, and I think it's important that our players know about that."

2009 Season Outlook

the last three seasons. Blessed with ample talent, Opelt's challenge will be to become a consistent force in the offense.

When he's on, Opelt is as explosive as any quarterback in the MAC. Last year, for example, he completed 33-of-50 passes in a 13-10 win over Michigan. In 2007, he threw for 387 yards and four TDs in a win over Northern Illinois. If he can put up numbers like that more consistently, the Rockets could become a very dangerous offensive team.

"Having a senior with great leadership abilities is a great plus for us," said Beckman. "I am impressed by Aaron's leadership qualities. The players listen to him. He's a three-year starter who's been in the fire."

Opelt completed a career-best 59.8 percent of his passes in 2008. But he will need to improve his average of 181 yards passing per game, and may be asked to run more often, as well.

Opelt's backup heading into two-a-days is junior **Alex Pettee**. Pettee did not play much in his first season as a Rocket in 2008, but he did complete 25-of-39 passes for 203 yards in the 2009 Spring Game. He threw for 2,196 yards and 21 TDs at Pierce (CA) Community College in 2007.

Behind Pettee will be a pair of true freshmen, **Austin Dantin** and **Terrance Owens**.

Running Backs

The good news is that Toledo's backfield features a 1000-yard rusher and an All-MAC honoree. The better news is that those distinctions belong to two different runners.

Senior **DaJuane Collins** enjoyed a fine season in 2008 even though injuries forced him to miss four games and parts of two others. Despite those setbacks, Collins gained 700 yards on 5.5 yards per attempt, earning third-team All-MAC honors.

Collins' replacement, sophomore **Morgan Williams**, stepped in and cranked out 1,010 yards and six touchdowns in just 169 carries. Williams went wild in a 42-14 win against Miami, setting a school record with 330 yards to go along with three TDs.



Senior **DaJuane Collins** averaged 5.5 yards per carry in 2008

Beckman likes the balance that Collins and Williams bring to the backfield. Collins is more of a power runner, while Williams is more of an outside speedster.

"They're different kind of running backs, but very competitive with one another," said Beckman. "They have great football maturity. That makes running back an area of strength for us."

Behind Collins and Williams is sophomore **Jake Walker**, a hard-nosed runner who was effective in limited duty last year. Beckman can also call on sophomore **Adonis Thomas**, who is listed as a wide receiver but could be used in the backfield, too.

Receivers/ Tight Ends

Even though senior **Stephen Williams** is a two-time All-MAC honoree, Beckman said the lanky 6-foot-5 receiver has plenty of room for improvement.

Williams caught 71 passes and eight touchdowns in 2008 after snagging 73 balls and seven TDs in 2007, earning second-team All-MAC honors both seasons. He has 4.4 speed and 38-inch vertical jump, making him a certifiably lethal weapon. But Beckman would like to see him add a bit more toughness and consistency to his game.

"Stephen's done a lot here but he can do more," said Beckman. "He needs to be more consistent. We are also looking at ways to utilize him more. With his speed, we need to get him the ball as much as possible."

There are a number of other veteran receivers on the UT roster, but none with a game-day track record. Beckman will need one or two of these players to step forward and become a reliable target.

Senior **Robin Bailey** is a prime candidate to assume a bigger role on the team. Another big target at 6-foot-5, Bailey caught 15 passes for 141 yards in 2008. Four sophomores are also in the mix, **Danny Noble**, **Kenny Stafford**, **Tim Cortazzo** and **Adonis Thomas**. Noble and Thomas are new to the receiver position. Noble played tight end in 2008, while Thomas lined up at running back. Stafford caught six passes in limited duty at receiver in

-Continued next page-

2009 Season Outlook

-Continued from previous page-

2008. Redshirt freshman **Sam Gaymon** could also be a factor.

The tight end position is deep, with at least one player in each class on the depth chart. Senior **Tom Burzine**, who caught seven passes in 2008, is at the top of the heap heading into two-a-days, followed by junior **Matt Fought** and sophomore **Jerome Jones**.

"We have depth at tight end," said Beckman. "Tom Burzine had a good spring. He is a capable blocker and receiver. We also have Matt Fought and Jerome Jones challenging for playing time. We will use the tight ends a lot and in multiple formations, so we will need at least three guys ready to play there."

Offensive Line

All five starters return from an offensive line that received a trial by fire in 2008. Beckman foresees the offensive line making rapid improvements that will help kick-start the Rocket offense in 2009.

"The offensive line made great strides in the spring and is continually getting better," said Beckman. "Depth is a concern there, but if we keep improving I think we could have a very good offensive line this season."

The biggest news on the line is the switch of junior **Kevin Kowalski** from guard to center. Kowalski was considered UT's top offensive lineman last year, so it is clear that Beckman wants to shore up his middle. "You've got to be strong at center to have a good offensive line," said Beckman.

Toledo's only senior lineman, **Jared DeWalt**, was moved from guard to right tackle in the off-season. DeWalt is a three-year starter, so Beckman is counting on him to stabilize that spot. The all-important left tackle spot will be manned by sophomore **Mike VanDerMeulen** for the second straight season.

Listed as the starting guards in the pre-season depth chart are junior **Nate Cole** and sophomore **Phillip Keith Manley**. Other Rockets with experience who will battle for spots in the rotation are senior backup center **Buster Garrett**, who has started 14 games in the past two seasons; sophomore **John Morookian**, who started 11 games at right tackle as a freshman; and sophomore **Jan Gewont**, who played in all 12 games last season after missing almost all of 2007 due to injury.

Defensive Line

Toledo has seven players with significant experience

returning to the defensive line. Beckman's challenge will be to find the right combination of linemen to put more pressure on opposing quarterbacks. The Rockets had a league-worst 10 sacks in 2008, a number Beckman hopes to improve upon significantly this year.

At defensive end, Beckman has juniors **Alex Johnson**



Junior linebacker Archie Donald tied for second in the MAC with 119 tackles in 2008.

and **Douglas Westbrook** penciled in as starters. Johnson registered 51 tackles and 4.5 tackles for loss as a freshman, but saw limited duty in 2008. Westbrook had 20 tackles and 3.5 TFL in a backup role last year. Sophomore **Hank Keighley** (17 tackles in 2008) also will be battling for playing time.

There are five experienced candidates for the two tackle positions. Senior **Derrick Summers** (32 tackles in 2008) and sophomore **Malcom Riley** (15 tackles) are listed as starters in the pre-season depth chart. Seniors **Skylaar Constant** (56 tackles) and **Maurice Hill** (15 tackles) have the most experience of the group.

Linebackers

The Rockets probably have their strongest linebacking corps since the days of Tom Ward and David Gardner in the early 2000's. Junior **Archie Donald** is the unquestioned leader of the defense, while senior **Beau Brudzinski** has earned Beckman's praise as perhaps the toughest player on the squad. Add in senior **Daris Quinn** (77 tackles in 2008) and some up-and-coming young talent, and it is easy to see why linebacker could be Toledo's greatest defensive strength this fall.

Donald had a terrific season in 2008, tying for second in the MAC with 119 tackles, to go with five tackles for

2009 Season Outlook

loss and two interceptions. Strangely, he was ignored for All-MAC honors, a slight which should provide him with motivation this year.

“Archie Donald is a playmaker and the leader of the whole defense,” said Beckman. “He’s a hard worker and a verbal leader. He commands respect out there.”

Brudzinski is not blessed with tremendous size but knows how to play the game. Brudzinski, the son of longtime NFLer Bob Brudzinski, had 36 tackles and 2.5 tackles for loss in 2008. He was named the team’s defensive MVP for the 2009 spring practice season.

“Beau Brudzinski showed me a lot during spring ball,” said Beckman. “He’s a playmaker, a tough kid who knows how to play through nagging injuries.”

Secondary

Senior safety **Barry Church** has a chance to be just the second Rocket ever to earn first-team All-MAC honors in four consecutive seasons. But Beckman wants more than just accolades for Church in his senior season; he wants more game-changing impact. To help make that happen, he is moving Church from strong safety to star, a hybrid safety/linebacker position.

“We want to move Barry around and keep the opposing offenses guessing,” said Beckman. “We want to get him in position to make plays.”

Toledo’s other big playmaker in the secondary is senior strong safety **Lester Richmond**. Richmond had 60 tackles in 2008 after leading the team with 97 tackles as a sophomore in 2007. Richmond will be joined at safety by sophomore **Mark Singer** (21 tackles in 2008).

True freshman **Jermaine Robinson**, who enrolled in January, impressed the coaches during spring ball and could be in the rotation this fall. Seniors **Joe Bates** and **Chris Faison** are also experienced players who should help provide depth.

The Rockets also have plenty of experience at cornerback. Senior **Walter Atkins** and sophomore **Kenny Veal** are penciled in as starters, though there will be fierce competition for playing time this fall. Atkins had 70 tackles as a sophomore but missed most of 2008 due to injuries. Veal had 24 tackles in reserve role last year.

Other corners with game experience include junior

Myshan Veasley-Pettis, who has totalled 53 tackles and three interceptions in the past two seasons, and sophomores **Andreas Ashwood** and **Anthony Washington**, who each gained experience in backup roles last year.

Special Teams

Beckman has identified special teams as the area in need of greatest improvement for the Rockets in 2009.

“Our special teams need to improve in all areas,” said Beckman. “Kickoff coverage is a major concern. We really put our defense in a tough spot field-position wise last year. We need to get more consistent on our kickoffs, our field goals and our punts. We need more consistency at long snapper. We need more consistency on punt returns and kickoff returns. We just need to get better at everything on special teams.”

For the place-kicking position, the Rockets have split duties between senior **Alex Steigerwald** and junior **Brett Brodbeck** for the past two seasons, with Steigerwald handling the field goals and extra points and Brodbeck doing most of the kickoffs. Steigerwald has an excellent career field goal percentage of 85.7 (36-42), including 23 straight makes over two seasons. He made a career-best 48-yarder

in the 13-10 win over Michigan but will be challenged to improve his range in 2009. Likewise, Brodbeck will be working toward improving his kickoff average of 59.1 yards.

At punter, sophomore **Bill Claus** has the job thus far, though he could face competition from walk-on challengers this fall. Claus averaged 38.8 yards per boot in 2008.

Sophomore **Colin McHugh** arrived on campus last August, showed up to try out as a long snapper and ended up getting the job when the starter went down with an injury. McHugh has a year under his belt and made great strides in the spring, according to Beckman.

The return positions are up for grabs. Sophomores **Adonis Thomas** (kick return) and **Kenny Veal** (punt returns) are leading candidates, though Beckman may look at the incoming freshman class to fill in those positions.



Three-time All-MAC safety Barry Church will play a key role in Toledo’s new defensive scheme.

2009 Preseason Depth Chart

Offense

Left Tackle

74 Mike VanDerMeulen
71 Danny Farr

Left Guard

78 Phillip Keith Manley
60 A.J. Lindeman
73 Matt Rubin

Center

69 Kevin Kowalski
50 Buster Garrett

Right Guard

65 Nate Cole
62 Chris Meenan
79 Fadi Farha
63 Eric Canale

Right Tackle

68 Jared DeWalt
70 John Morookian
76 Jan Gewont

Wide Receiver (X)

88 Stephen Williams
84 Sam Gaymon
26 Jimmy Davidson

Wide Receiver (Z)

7 Kenny Stafford
80 Tim Cortazzo

Wide Receiver (Y)

86 Danny Noble
85 Robin Bailey

Wide Receiver (M)

24 Adonis Thomas
10 David Pasquale

Tight End (Y)

81 Tom Burzine
82 Matt Fought
94 Jerome Jones
95 Jared Strait
47 Matt Rogers

Quarterback

11 Aaron Opelt
14 Alex Pettee

Running Back

22 DaJuane Collins
23 Morgan Williams
6 Jake Walker
27 Darius Reeves
29 Johnnie Bush

* NOTE: Due to the use of multiple formations, four wide receiver positions are listed on offense.

Defense

Defensive End

40 Alex Johnson
41 Matt Shumaker

Nose Tackle

56 Derrick Summers
89 Skylaar Constant
52 Johnathan Lamb

Defensive Tackle

97 Malcolm Riley
98 Maurice Hill
96 Levone Washington

Defensive End (Leo)

58 Douglas Westbrook
46 Hank Keighley
51 Terrell Willis

Safety (Star)

8 Barry Church
45 Isaiah Ballard
44 Drey'Lon Pree
39 Joe Schebek

Linebacker (Mike)

48 Beau Brudzinski
33 Daris Quinn

Linebacker (Will)

42 Archie Donald
49 Terrell Anderson
36 Damien McIntosh

Left Cornerback

9 Kenny Veal
21 Andreas Ashwood

Strong Safety

34 Lester Richmond
31 Joe Shuler
20 Chris Faison
35 Anthony King

Free Safety

43 Mark Singer
29 Jermaine Robinson
19 Joe Bates

Right Cornerback

37 Walter Atkins
13 Anthony Washington
47 Myshan Veasley-Pettis
3 Desmond Marrow

Special Teams

Place Kicker

85 Alex Steigerwald
25 Brett Brodbeck
8 Andrew Weber

Long Snapper

93 Colin McHugh

Punt Returners

9 Kenny Veal

Holder

19 Aaron Opelt

Punter

2 Bill Claus

Kickoff Returners

24 Adonis Thomas
23 Morgan Williams

2008 STARTERS IN BOLD
Depth chart as of June 22, 2009
Does not include incoming players

Q & A With Coach Beckman

In what ways have the players changed from when you arrived last December until now?

Beckman: I think there is a greater commitment on the part of our players to do what it takes to become champions. I think there is a greater commitment to the program, to doing the right things in the class room, in the weight room, in the community and on the field. We've tried to do some things to help our players improve in all of those areas.

What is the most important message you've tried to deliver to the players?

Beckman: The word we have been using since we've been here is "competitiveness." We want competition at each position. We want competition in everything we do. I want to see players competing on the field, in the weight room, in the class room, everywhere. The second thing is attitude. We need to continue to believe that we can be successful, that we *need* to be successful. We owe it to the former Rockets who built the tradition here.

You tried some creative things in the off-season to keep the players motivated. What are some of the things you've done to challenge the players?

Beckman: We split the players up into eight teams that competed against each other throughout winter conditioning and all through the spring. We held a draft with the seniors drafting the teams. The first person they had to draft was the assistant coach who would be a part of their team.

During winter training, it was something different every day. Monday was speed drills day, Tuesday was agility drills day, Thursday was mats day, as in wrestling mats, Friday was weight-room day. Every other Wednesday we had some kind of out-

side competition. One Wednesday we went bowling, one week it was dodge ball, one week it was a three-point shooting contest, one week it was paintball, a home-run hitting contest, you name it.

All of this builds competition and accountability. You compete against the other teams, you are accountable to your own team. We reward the winners. Winners get the best gear, get to eat the best food at our team picnic. Winners got to wear blue jerseys during workouts, losers had to wear orange.

We also had an academic element to the competition. If a player was late for a class or missed an appointment, their team lost points. You lost 25

points if you were late, 50 points if you missed a class or an appointment. Peer pressure comes into play. Players aren't happy if they lose because their teammate was late for class.

You put a lot of emphasis on academics, with the result being an increase in team grade-point average

of more than half a grade in just one semester. What are some of the changes that account for this dramatic improvement?

Beckman: We put some rules in place to help ensure that our student-athletes are doing the right things academically. First, we require every player to sit in the first two rows of class. We monitor that very closely. We have a group of volunteers, retired business leaders in our community, who we've enlisted as "encouragers" to check to make sure our players are in class and in the first two rows. The coaches check, too. I was out on campus every Tuesday and Thursday looking to make sure guys were in class. It's a lot easier to see if they are in class if they are in the first two rows. Plus, you're more likely to pay attention if you are sitting up front.



"The word we have been using since we've been here is 'competitiveness.' We want competition at each position. We want competition in everything we do. I want to see players competing on the field, in the weight room, in the class room, everywhere."

-Continued on next page-

Q & A With Coach Beckman

-Continued from previous page-

We also required our players to meet with their instructors at the start of the semester. We want our players to feel comfortable approaching their instructors if they need help, and to get feedback on how they are doing in the class.

We've also changed how we assign our lockers based on academic performance. Players are now assigned lockers by unit, running backs with running backs, defensive linemen with defensive linemen and so on. The unit with the greatest improvement in grade point average from one semester to the next gets the best lockers, the ones closest to the showers and the tunnel to the field. Then within each unit, the players with the highest cumulative GPAs get the lockers closest to the bathrooms in their row. Every semester when the grades come out we will re-assign the lockers.

Are you pleased with the results thus far?

Beckman: The change from the fall semester before we got here to the spring semester has been pretty dramatic. Our team GPA went from 2.37 in the fall to 2.92 in the spring. In the fall we had 14 players with a grade point average under a 2.0; in the spring we had one. So yes, I think the players are responding to what we asking of them in the classroom.

You also implemented a community outreach program.

Beckman: We designated every Friday afternoon in February as a community volunteer day. Every one of our players volunteered at least one Friday, and some volunteered every Friday. We went to the Toledo Children's Hospital one Friday, to local after-school programs another Friday. It was a great experience for our young men.

We are going to continue doing that during the season on Friday mornings, and then next year in January and February on Friday afternoons. It's a privilege to be a Rocket football player,

so I think we have an obligation to give something back to our community.

You made a point to teach the players about the tradition of Toledo football. Why did you do that?

Beckman: We have great tradition to live up to here at the University of Toledo, and I think it's important that our players know about that. So we required each of our eight teams to do one presentation on Rocket tradition, one team a week for eight weeks. One team did a Power Point presentation on the undefeated teams from 1969-71. Another group did one on the rivalry with that team down south. Another team did a history of the fight song. I think it's important to teach the team about the traditions



“We designated every Friday afternoon in February as a community volunteer day. Every one of our players volunteered at least one Friday, and some volunteered every Friday. It was a great experience for our young men.”

here and this is a fun way to do it.

It sounds like you are trying to build something completely new.

Beckman: It's all about the future. It's all about what we can do to build a legacy here. I'm challenging our seniors to begin that. This is their last opportunity to wear Midnight Blue and Gold. They might never wear another helmet of any kind ever again. They need to be accountable to take this program as far as they can take it. So we put a lot pressure on the senior class. They can be the ones that help get us back to the winning tradition that folks are used to around here.

You will have a challenging start to your season with games vs. Purdue, Colorado and Ohio State.

Q & A With Coach Beckman

Beckman: The schedule is very demanding, no doubt. And after those three games, we have to play at Florida International, which is a vastly improved team that beat us decisively at our place last year.

On the plus side, I'm somewhat familiar with the first three schools on our schedule. I coached at Ohio State and against Purdue and Colorado. So we have a little bit of comfort level in knowing what to expect for those games. It's a little better than playing against schools we've never seen before.

It's going to be tough but it's an exciting schedule, with a great game in the Glass Bowl vs. Colorado and a game with Ohio State on a neutral field. I also like that we finish our non-conference games before we begin the MAC season, which is really what it is all about. We have that Oct. 3 game at Ball State circled on our calendar, believe me.

As someone who previously worked in the MAC at Bowling Green and at Ohio State as an assistant, you must appreciate the significance of a MAC school hosting Ohio State.

Beckman: This is a huge opportunity for the University of Toledo. To play Ohio State as the home team in Cleveland Browns Stadium, I don't think you can overstate the importance of that game. A lot of our guys grew up in Ohio. This game will be huge for them, to get a chance to play in an NFL stadium against one of the best college football programs in the country.

What is the greatest need for improvement on this team?

Beckman: We're challenging our team to be more physical. Just because we run the spread offense, we don't want to be a finesse team. We need to get tougher and more physical.

Defense is an area you are focusing on. What are the keys to improving the defense?

Beckman: Defense is all about attitude and effort.

You have to have the attitude that you can be successful. Then you have to have a work ethic that allows you to be successful. I see it coming, but we have a ways to go yet. We've got some playmakers but we need more.

As a former defensive coordinator, do you feel there are some things you can do right away to help this defense be successful?

Beckman: Definitely. We need to put them in position to make plays. There are some things that our defensive staff has done already that will help this defense. You'll always have a weakness somewhere so as coaches we've got to be able to do things to help make your defense stronger. One thing we need on defense is a consistent lineup, especially in the secondary. It helps if you have guys playing together on

a regular basis. It helps the communication back there. It's the last line of the defense. One mistake and it's a touchdown. We also need to create more turnovers. The best defenses are the ones that create takeaways. It's an easy game. You just have to get the dang football.

What are your concerns with the offense?

Beckman: Well, again, we need to get more physical. We also need better consistency. Aaron Opelt is an outstanding quarterback, but he needs to be more consistent. Stephen Williams has unbelievable skills at wide receiver, but he needs to be more consistent. The same is true for all our players. We need to be more physical and more consistent.

The start of the season is almost here. What are your thoughts as you enter into your first season as head coach of the Rockets?

Beckman: The players and coaches have worked extremely hard during winter conditioning and spring practice. Now we are looking forward to training camp and then the start of the season on Sept. 5 at Purdue. I couldn't be more excited.

“This is a huge opportunity for the University of Toledo. To play Ohio State as the home team in Cleveland Browns Stadium, I don't think you can overstate the importance of that game.”



20 RETURNING STARTERS RETURN TO LEAD THE ROCKETS

Of the 24 starters on Toledo's 2008 roster, 20 are back this year, including nine on offense, nine on defense and both the placekicker and punter. Among the returnees are three-time, first-team All-MAC safety Barry Church; two-time second-team All-MAC wide receiver Stephen Williams; and third-team All-MAC running back DaJuane Collins.

Experience could be a plus for the Rockets in 2009, as their roster features 19 seniors, compared to just 10 at the start of the 2008 campaign.

TOLEDO RETURNS BIG NUMBERS ON OFFENSE AND DEFENSE

Toledo returns most of its key players in 2009, especially on defense. Five of the top six tacklers from last year's team are back, including junior linebacker Archie Donald (119 tackles) and senior safety Barry Church (93 tackles).

On offense, the Rockets return their starting quarterback (senior Aaron Opelt); their top two running backs (senior DaJuane Collins and sophomore Morgan Williams); their No. 2 receiver (senior Stephen Williams); and their entire starting offensive line.

TIM BECKMAN MAKES HIS DEBUT AS TOLEDO HEAD COACH

Toledo will welcome the 25th head football coach in its history to the sidelines this fall when Tim Beckman takes the helm. Beckman replaced Tom Amstutz, a UT graduate who resigned at the end of last season after eight years as head coach.

Beckman, 44, has 21 years of experience as an assistant coach, most recently as the defensive coordinator at Oklahoma State from 2007-08. He also has been an assistant at Ohio State and Bowling Green.

ROCKETS HOST COLORADO AND OHIO STATE

Toledo will have the privilege of hosting two football programs from elite conferences in 2009, Colorado (Big 12) and Ohio State (Big Ten).


Colorado will invade the Glass Bowl on Friday, Sept. 11 in a nationally televised game on ESPN. The Rockets are the home team in a clash with the Buckeyes at Cleveland Browns Stadium on Sept. 19 on ESPN-Plus/Game Plan.

Toledo's other non-conference games are at Purdue (Sept. 5 - Big Ten Network) and at Florida International

ROCKETS IN THE NFL

As of June 15, there were nine former Rockets on NFL rosters:

- John Greco, St. Louis Rams
- Bruce Gradkowski, Oakland Raiders
- Nick Kaczur, New England Patriots
- Brett Kern, Denver Broncos
- Andy McCollum, Detroit Lions
- Lance Moore, New Orleans Saints
- Nick Moore, Minnesota Vikings
- Jalen Parmele, Baltimore Ravens
- Chester Taylor, Minnesota Vikings



Lance Moore

(Sept. 26).

The Rockets' conference slate will also be challenging, as UT travels to Ball State and Central Michigan, the top two teams in the West Division in 2008.

BARRY CHURCH CANDIDATE FOR NAGURSKI, THORPE AWARDS

Senior strong safety Barry Church is a legitimate candidate for two prestigious awards, the Bronko Nagurski Trophy, which is awarded to the best defensive player in college football, and the Jim Thorpe Award, given annually to the nation's best defensive back. Church was on the 2008 "watch list" for both awards.

Church also was named third-team preseason All-America by *Phil Steele's College Football Preview*.

Church has made first-team All-MAC in each of his three seasons at UT. If he can do it again in 2009, he will be just the second Rocket ever to be so honored in four consecutive seasons. The first was offensive lineman Nick Kaczur (2001-04), currently the starting right tackle for the New England Patriots.

Church was second on the team with 93 tackles in 2008. In 2007, he was third on the team with 92 tackles and tied for team lead with three interceptions. In 2006, Church led the Rockets with four interceptions while making first-team All-MAC and second-team Freshman All-America by *The Sporting News* and by Scout.com. He also placed third in balloting for MAC Freshman of the Year.

COLLINS, WILLIAMS MAKE QUITE A PAIR IN ROCKET BACKFIELD

Toledo can lay claim to having the most potent 1-2 rushing punch in the Mid-American Conference.

Senior DaJuane Collins, a third-team All-MAC pick, ran for 700 yards in 2008 before injuries cut his season short. Sophomore Morgan Williams stepped in and racked up 1,010 yards, including an incredible 330 yards in a single game vs. Miami.

2009 Rocket Notebook

STEPHEN WILLIAMS MOVES UP THE CHARTS

Senior Stephen Williams has a chance to go down as Toledo's all-time leading receiver. With 150 career receptions in his first three seasons, Williams needs 73 catches to pass Lance Moore's record of 222. Williams also needs 740 receiving yards to break Moore's record of 2,776, and 10 TD catches to surpass Morre's mark of 25 scores.

Williams, a two-time, second-team All-MAC selection, is a candidate for the Biletnikoff Award as the nation's top receiver.

UT CAREER LEADERS RECEPTIONS

1. Lance Moore (2001-04)..... 222
2. Steve Odom (2003-06) 216
3. Dontà Greene (1999-2002)..... 188
4. Nick Moore (2005-08)..... 182
5. Mel Long (1997-2000) 175
6. Don Fair (1969-71) 171
7. **Stephen Williams (2006-pres.)..... 150**
8. Carl Ford (1999-2002)..... 149

PASS RECEPTION YARDAGE

1. Lance Moore (2001-04)..... 2,776
2. Steve Odom (2003-06) 2,631
3. Don Fair (1969-71) 2,191
4. Mel Long (1997-2000) 2,188
5. Nick Moore (2005-08)..... 2,045
6. **Stephen Williams (2006-pres.)..... 2,037**
7. Dontà Greene (1999-2002) 1,979
8. Carl Ford (1999-2002)..... 1,966

TOUCHDOWN RECEPTIONS

1. Lance Moore (2001-04)..... 25
2. Mel Long, Jr. (1997-2000)..... 21
3. Steve Odom (2003-06) 19
4. Andrew Clarke (2001-05)..... 18
5. Don Seymour (1972-74) 17
- Carl Ford (1999-2002)..... 17
7. **Stephen Williams (2006-pres.)..... 16**
8. Don Fair (1969-71) 13
- Chris Hopkins (2004-07)..... 13
- Nick Moore (2005-08)..... 13

ROCKETS TO MOVE INTO NEW INDOOR PRACTICE FACILITY IN DECEMBER

The latest addition to the Rocket football program is the new Fetterman Training Center, a 100-yard indoor practice facility that will open in December.

The Fetterman Training Center, named for donors Hal and Susan Fetterman, is a multi-purpose facility that will serve virtually every varsity program at UT.

Future Rocket Non-Conference Games

2010
Sept. 4 - ARIZONA
 Sept. 11 - at Boise State
 Sept. 25 - at Purdue
Oct. 2 - WYOMING

2011
 Sept. 10 - at Ohio State
Sept. 17 - BOISE STATE
 Sept. 24 - at Syracuse

2012
 Sept. 1 - at Arizona
 Sept. 8 - at Wyoming

2013
 Aug. 31 - at Florida
 Sept. 7 - at Missouri
Oct. 19 - NAVY

2014
Sept. 6 - MISSOURI
 Sept. 20 - at Iowa State

2015
Sept. 19 - IOWA STATE
 Oct. 17 - at Navy

Through June 14, 2009 • Subject to change

In addition to a 100-yard Field Turf playing surface, the \$9 million facility will feature a regulation basketball court, sprinting lanes and a long jump pit for track, a golf practice area and new locker rooms. As part of the project, improvements will also be made to the adjacent UT Outdoor Track, including new permanent bleacher seating, a press box and elevated viewing platforms.


"The Fetterman Training Center is going to be huge for us, both in recruiting and in the development of our current student-athletes," said head coach Tim Beckman. "It will provide a year-round workplace where our players can fine-tune their skills. It will be one of the finest, if not the finest, indoor practice facilities in our conference."

STEIGERWALD ON PACE TO BE MAC'S MOST ACCURATE KICKER

Senior PK Alex Steigerwald is on pace to become the most accurate field-goal kicker in the history of the Mid-American Conference.

Steigerwald's career field goal percentage of 85.7 (36-of-42) ranks first all-time among MAC kickers. The record is 82.6% (38-of-46) held by Jason Robbins, Steigerwald's predecessor at Toledo (2002-05).

Steigerwald had a streak of 23 consecutive field goals come to an end vs. Ball State on Oct. 4 when his 27-yard attempt in the third quarter hit the right upright. Steigerwald ended up seven kicks shy of the NCAA career record of 30, set by Washington's Chuck Nelson (1981-82).



Alex Steigerwald (85) celebrates his career-long 48-yard field goal vs. Michigan. Steigerwald has a chance to break the MAC record for field goal accuracy.

2009 Alphabetical Roster

No.	Name	Pos.	Ht.	Wt.	Cl.	Hometown-High School/Junior College
49	Anderson, Terrell	OLB	6-1	204	So.	Penn Hills, PA-Pittsburgh Central Catholic
21	Ashwood, Andreas*	DB	6-1	190	So.	Hillsborough, FL-Hillsborough
37	Atkins, Walter**	CB	6-1	191	Sr.	Pompano Beach, FL-Deerfield Beach
85x	Bailey, Robin***	WR	6-5	230	Sr.	Columbus, OH-Westerville South
45	Ballard, Isaiah*	DB	5-11	190	So.	Toledo, OH-Rogers
19	Bates, Joe*	DB	6-1	190	Sr.	Oakland, CA-Skyline/Laney C.C.
75	Bell, Manny	OL	6-6	275	Fr.	Pittsburgh, PA-Schenley
38	Bell, Robert	LB	6-0	222	Fr.	Grand Rapids, MI-East Grand Rapids
83	Bellinger, Julian	WR	6-1	175	Fr.	Lithonia, GA-Lithonia
26x	Best, Byron	DB	5-9	185	Fr.	Greenwood, SC-Greenwood
25	Brodbeck, Brett**	PK	5-11	180	Jr.	Brentwood, TN-Battle Ground Academy
48	Brudzinski, Beau***	LB	6-1	228	Sr.	Weston, FL-St. Thomas Aquinas
81	Burzine, Tom***	TE	6-4	255	Sr.	Bohemia, NY-Connetquot
29	Bush, Johnnie	RB	5-10	200	So.	Cincinnati, OH-Winton Woods
3	Casano, Ryan	PK/P	5-10	175	So.	Dripping Springs, TX-Dripping Springs/Orange Coast C.C.
8	Church, Barry***	S	6-2	219	Sr.	Pittsburgh, PA-Penn Hills
2	Claus, Bill*	P	6-0	187	So.	Perrysburg, OH-Toledo St. John's
65	Cole, Nate**	OL	6-2	305	Jr.	Trotwood, OH-Madison
22	Collins, DaJuane***	RB	5-10	211	Sr.	Westville, NJ-Deptford
89	Constant, Skylaar***	DE	6-4	285	Sr.	Bedford, OH-Bedford
80	Cortazzo, Tim	WR	6-1	180	So.	Irwin, PA-Penn-Trafford
4	Dantin, Austin	QB	6-2	185	Fr.	Tallahassee, FL-Leon
26x	Davidson, Jimmy	WR	6-4	210	Fr. (R)	Findlay, OH-Findlay
68	DeWalt, Jared***	OL	6-4	318	Sr.	Lyndhurst, OH-Brush
42	Donald, Archie**	LB	6-2	235	Jr.	Pittsburgh, PA-Penn Hills
20	Faison, Chris*	S	6-1	176	Sr.	Bloomfield Hills, MI-Lahser
79	Farha, Fadi	OL	6-4	290	Fr. (R)	Ypsilanti, MI-Ann Arbor Pioneer
71	Farr, Danny	OL	6-5	285	Fr. (R)	Evanston, IL-Evanston Township
23x	Fatinikun, T.J.	DE	6-2	230	Fr.	Perrysburg, OH-Perrysburg
82	Fought, Matt**	TE	6-4	242	Jr.	Ottawa, OH-Ottawa-Glandorf
50	Garrett, Buster**	C	6-3	286	Sr.	Ponte Vedra Beach, FL-Nease
84	Gaymon, Sam	WR	6-3	200	Fr. (R)	Redford, MI-Detroit Renaissance
76	Gewont, Jan*	OL	6-6	300	So.	Palos Heights, IL-Stagg
98	Hill, Maurice***	DL	6-2	286	Sr.	Bolingbrook, IL-Bolingbrook
40	Johnson, Alex**	DL	6-2	244	Jr.	Lansdale, PA-North Penn
94x	Jones, Jerome*	TE	6-7	234	So.	Youngstown, OH-Cincinnati Harmony
46	Keighley, Hank*	DL	6-4	230	So.	Dayton, OH-Kettering Alter
77	Kerin, Zac	OL	6-5	270	Fr.	Delaware, OH-Olentangy
35	King, Anthony*	CB	5-10	178	Jr.	Canyon Country, CA-Canyon
69	Kowalski, Kevin**	OL	6-4	290	Jr.	Macedonia, OH-Nordonia
52	Lamb, Johnathan*	DL	6-4	258	So.	Southfield, MI-Southfield
60	Lindeman, A.J.	OL	6-6	300	Fr. (R)	Aurora, IL-Waubonsie Valley
78	Manley, Phillipkeith*	OL	6-5	310	So.	Hamilton, OH-Hamilton
3x	Marrow, Desmond**	CB	6-3	202	Jr.	Youngstown, OH-Cardinal Mooney
93	McHugh, Colin*	LS	5-11	205	So.	Lakewood, OH-Rocky River Lutheran West
36	McIntosh, Damien*	LB	6-3	222	So.	Hamilton, OH-Hamilton
62	Meenan, Chris**	OL	6-7	334	Jr.	Wooster, OH-Wooster
32	Molls, Dan	LB	6-1	215	Fr.	North Royalton, OH-Padua Franciscan

2009 Alphabetical Roster

No.	Name	Pos.	Ht.	Wt.	Cl.	Hometown-High School/ Junior College
72	Morookian, John*	OL	6-5	291	So.	Providence, RI-LaSalle
86	Noble, Danny*	TE	6-5	236	So.	Elyria, OH-Elyria
11	Opelt, Aaron***	QB	6-2	225	Sr.	Fremont, OH-Ross
2	Owens, Terrance	QB	6-3	165	Fr.	Cleveland, OH-Glenville
12	Page, Eric	WR	5-10	165	Fr.	Toledo, OH-Springfield
10	Pasquale, David	QB	6-2	215	Fr. (R)	Cape Coral, FL-Cape Coral
14	Pettee, Alex	QB	6-2	216	Jr.	Santa Clarita, CA-Hart / Pierce C.C.
30	Pike, Ben	DL	6-3	245	Fr.	Mentor, OH-Mentor
44	Pree, Drey'Lon**	S	6-2	198	Jr.	Steubenville, OH-Steubenville
33	Quinn, Daris*	LB	6-1	226	Sr.	Collinsville, IL-Collinsville / Joliet J.C.
27	Reeves, Darius	RB	6-1	190	Fr.	Columbus, OH-Gahanna Lincoln
34	Richmond, Lester***	S	6-1	205	Sr.	Chicago, IL-Morgan Park
97	Riley, Malcolm*	DL	6-3	267	So.	Fort Wayne, IN-Snyder
94	Roberts, Johnie	DL	6-3	290	Jr.	Hattiesburg, MS-Hattiesburg / Pearl River C.C.
29x	Robinson, Jermaine	DB	6-3	195	Fr.	Pittsburgh, PA-Brashear
47x	Rogers, Matt	TE	6-4	195	Fr. (R)	Holland, OH-Springfield
73	Rubin, Matt	OL	6-1	330	So.	West Bloomfield, MI-Cranbrook
39	Schebek, Joe	DB	6-0	205	Fr. (R)	Brunswick, OH-Brunswick
31	Shuler, Joe**	FS	6-2	183	Jr.	Orlando, FL-Apopka
41	Shumaker, Matt*	DL	6-1	239	Sr.	Delphos, OH-St. John's
43	Singer, Mark*	DB	6-1	195	So.	Cinnaminson, NJ-Delran Holy Cross
84x	Smith, Christian	DE	6-2	240	Fr.	Oklahoma City, OK-Carl Albert
7	Stafford, Kenny*	WR	6-4	195	So.	Columbus, OH-St. Francis DeSales
92	Steele, Ben	DL	6-4	260	Fr.	Venice, FL-Venice
11x	Steele, Richard	DB	6-0	185	Fr.	Cincinnati, OH-LaSalle
85x	Steigerwald, Alex***	PK	5-11	181	Sr.	Mayfield Village, OH-Cleveland Benedictine
95	Strait, Jared	TE	6-2	215	Fr. (R)	Wyandotte, MI-Roosevelt
56	Summers, Derrick**	DL	6-2	258	Sr.	Southfield, MI-Southfield
5	Swanson, Daxton	DB	5-10	165	Fr.	Waco, TX-La Vega
24	Thomas, Adonis*	RB	5-10	175	So.	Newark, NJ-Weeguahic
74	VanDerMeulen, Mike*	OL	6-7	315	So.	Marshall, MI-Marshall
9	Veal, Kenny*	DB	6-0	180	So.	Hamilton, OH-Hamilton
47	Veasley-Pettis, Myshan**	CB	5-11	157	Jr.	Toledo, OH-Rogers
6	Walker, Jake*	RB	5-11	210	So.	Delray Beach, FL-American Heritage-Boca-Delray
13	Washington, Anthony*	DB	6-1	175	So.	Fairborn, OH-Fairborn
96	Washington, Levone	DL	6-1	239	So.	Huber Heights, OH-Wayne
8x	Weber, Andrew	PK	5-9	140	So.	Perrysburg, OH-Perrysburg
58	Westbrook, Douglas**	DE	6-3	233	Jr.	Pompano Beach, FL-Blanche Ely
87	Williams, Edward	WR	6-2	188	Fr.	Tampa, FL-Alonso
23	Williams, Morgan*	RB	5-11	195	So.	Canton, OH-McKinley
88	Williams, Stephen***	WR	6-5	199	Sr.	Houston, TX-Marshall
51	Willis, Terrell*	DL	6-1	228	Jr.	Jackson, MI-Lumen Christi

Roster as of June 29, 2009

* Varsity letters won x=duplicate number

Positions: QB=Quarterback, RB=Running back, C=Center, OL=Offensive Lineman, TE=Tight End, WR=Wide Receiver, PK=Place Kicker, LB=Linebacker, OLB=Outside Linebacker, S=Safety, SS= Strong Safety, CB=Cornerback, FS=Free Safety, DB=Defensive Back, DL=Defensive Lineman, DE= Defensive end, P=Punter, LS=Long Snapper



2009 Numerical Roster

No.	Name	Pos.	Ht.	Wt.	Cl.	Hometown-High School/Junior College
2	Claus, Bill*	P	6-0	187	So.	Perrysburg, OH-Toledo St. John's
3	Casano, Ryan	PK/P	5-10	175	So.	Dripping Spring, TX-Dripping Springs/Orange Coast C.C.
3x	Marrow, Desmond**	CB	6-3	202	Jr.	Youngstown, OH-Cardinal Mooney
4	Dantin, Austin	QB	6-2	185	Fr.	Tallahassee, FL-Leon
5	Swanson, Daxton	DB	5-10	165	Fr.	Waco, TX-La Vega
6	Walker, Jake*	RB	5-11	210	So.	Delray Beach, FL-American Heritage-Boca-Delray
7	Stafford, Kenny*	WR	6-4	195	So.	Columbus, OH-St. Francis DeSales
8	Church, Barry***	S	6-2	219	Sr.	Pittsburgh, PA-Penn Hills
8x	Weber, Andrew	PK	5-9	140	So.	Perrysburg, OH-Perrysburg
9	Veal, Kenny*	DB	6-0	180	So.	Hamilton, OH-Hamilton
10	Pasquale, David	QB	6-2	215	Fr. (R)	Cape Coral, FL-Cape Coral
11	Opelt, Aaron***	QB	6-2	225	Sr.	Fremont, OH-Ross
11x	Steele, Richard	DB	6-0	185	Fr.	Cincinnati, OH-LaSalle
12	Page, Eric	WR	5-10	165	Fr.	Toledo, OH-Springfield
13	Washington, Anthony*	DB	6-1	175	So.	Fairborn, OH-Fairborn
14	Pettee, Alex	QB	6-2	216	Jr.	Santa Clarita, CA-Hart / Pierce C.C.
2	Owens, Terrance	QB	6-3	165	Fr.	Cleveland, OH-Glenville
19	Bates, Joe*	DB	6-1	190	Sr.	Oakland, CA-Skyline/Laney C.C.
20	Faison, Chris*	S	6-1	176	Sr.	Bloomfield Hills, MI-Lahser
21	Ashwood, Andreas*	DB	6-1	190	So.	Hillsborough, FL-Hillsborough
22	Collins, DaJuane***	RB	5-10	211	Sr.	Westville, NJ-Deptford
23	Williams, Morgan*	RB	5-11	195	So.	Canton, OH-McKinley
23x	Fatinikun, T.J.	DE	6-2	230	Fr.	Perrysburg, OH-Perrysburg
24	Thomas, Adonis*	RB	5-10	175	So.	Newark, NJ-Weeguahic
25	Brodbeck, Brett**	PK	5-11	180	Jr.	Brentwood, TN-Battle Ground Academy
26	Davidson, Jimmy	WR	6-4	210	Fr. (R)	Findlay, OH-Findlay
26x	Best, Byron	DB	5-9	185	Fr.	Greenwood, SC-Greenwood
27	Reeves, Darius	RB	6-1	190	Fr.	Columbus, OH-Gahanna Lincoln
29	Bush, Johnnie	RB	5-10	200	So.	Cincinnati, OH-Winton Woods
29x	Robinson, Jermaine	DB	6-3	195	Fr.	Pittsburgh, PA-Brashear
30	Pike, Ben	DL	6-3	245	Fr.	Mentor, OH-Mentor
31	Shuler, Joe**	FS	6-2	183	Jr.	Orlando, FL-Apopka
32	Molls, Dan	LB	6-1	215	Fr.	North Royalton, OH-Padua Franciscan
33	Quinn, Daris*	LB	6-1	226	Sr.	Collinsville, IL-Collinsville / Joliet J.C.
34	Richmond, Lester***	S	6-1	205	Sr.	Chicago, IL-Morgan Park
35	King, Anthony*	CB	5-10	178	Jr.	Canyon Country, CA-Canyon
36	McIntosh, Damien*	LB	6-3	222	So.	Hamilton, OH-Hamilton
37	Atkins, Walter**	CB	6-1	191	Sr.	Pompano Beach, FL-Deerfield Beach
38	Bell, Robert	LB	6-0	222	Fr.	Grand Rapids, MI-East Grand Rapids
39	Schebek, Joe	DB	6-0	205	Fr. (R)	Brunswick, OH-Brunswick
40	Johnson, Alex**	DL	6-2	244	Jr.	Lansdale, PA-North Penn
41	Shumaker, Matt*	DL	6-1	239	Sr.	Delphos, OH-St. John's
42	Donald, Archie**	LB	6-2	235	Jr.	Pittsburgh, PA-Penn Hills
43	Singer, Mark*	DB	6-1	195	So.	Cinnaminson, NJ-Delran Holy Cross
44	Pree, Drey'Lon**	S	6-2	198	Jr.	Steubenville, OH-Steubenville
45	Ballard, Isaiah*	DB	5-11	190	So.	Toledo, OH-Rogers
46	Keighley, Hank*	DL	6-4	230	So.	Dayton, OH-Kettering Alter

2009 Numerical Roster

No.	Name	Pos.	Ht.	Wt.	Cl.	Hometown-High School/ Junior College
47	Veasley-Pettis, Myshan**	CB	5-11	157	Jr.	Toledo, OH-Rogers
47x	Rogers, Matt	TE	6-4	195	Fr. (R)	Holland, OH-Springfield
48	Brudzinski, Beau***	LB	6-1	228	Sr.	Weston, FL-St. Thomas Aquinas
49	Anderson, Terrell	OLB	6-1	204	So.	Penn Hills, PA-Pittsburgh Central Catholic
50	Garrett, Buster**	C	6-3	286	Sr.	Ponte Vedra Beach, FL-Nease
51	Willis, Terrell*	DL	6-1	228	Jr.	Jackson, MI-Lumen Christi
52	Lamb, Johnathan*	DL	6-4	258	So.	Southfield, MI-Southfield
56	Summers, Derrick**	DL	6-2	258	Sr.	Southfield, MI-Southfield
58	Westbrook, Douglas**	DE	6-3	233	Jr.	Pompano Beach, FL-Blanche Ely
60	Lindeman, A.J.	OL	6-6	300	Fr. (R)	Aurora, IL-Waubonsie Valley
62	Meenan, Chris**	OL	6-7	334	Jr.	Wooster, OH-Wooster
65	Cole, Nate**	OL	6-2	305	Jr.	Trotwood, OH-Madison
68	DeWalt, Jared***	OL	6-4	318	Sr.	Lyndhurst, OH-Brush
69	Kowalski, Kevin**	OL	6-4	290	Jr.	Macedonia, OH-Nordonia
71	Farr, Danny	OL	6-5	285	Fr. (R)	Evanston, IL-Evanston Township
72	Morookian, John*	OL	6-5	291	So.	Providence, RI-LaSalle
73	Rubin, Matt	OL	6-1	330	So.	West Bloomfield, MI-Cranbrook
74	VanDerMeulen, Mike*	OL	6-7	315	So.	Marshall, MI-Marshall
75	Bell, Manny	OL	6-6	275	Fr.	Pittsburgh, PA-Schenley
76	Gewont, Jan*	OL	6-6	300	So.	Palos Heights, IL-Stagg
77	Kerin, Zac	OL	6-5	270	Fr.	Delaware, OH-Olentangy
78	Manley, Phillipkeith*	OL	6-5	310	So.	Hamilton, OH-Hamilton
79	Farha, Fadi	OL	6-4	290	Fr. (R)	Ypsilanti, MI-Ann Arbor Pioneer
80	Cortazzo, Tim	WR	6-1	180	So.	Irwin, PA-Penn-Trafford
81	Burzine, Tom***	TE	6-4	255	Sr.	Bohemia, NY-Connetquot
82	Fought, Matt**	TE	6-4	242	Jr.	Ottawa, OH-Ottawa-Glandorf
83	Bellinger, Julian	WR	6-1	175	Fr.	Lithonia, GA-Lithonia
84	Gaymon, Sam	WR	6-3	200	Fr. (R)	Redford, MI-Detroit Renaissance
84x	Smith, Christian	DE	6-2	240	Fr.	Oklahoma City, OK-Carl Albert
85	Bailey, Robin***	WR	6-5	230	Sr.	Columbus, OH-Westerville South
85x	Steigerwald, Alex***	PK	5-11	181	Sr.	Mayfield Village, OH-Cleveland Benedictine
86	Noble, Danny*	TE	6-5	236	So.	Elyria, OH-Elria
87	Williams, Edward	WR	6-2	188	Fr.	Tampa, FL-Alonso
88	Williams, Stephen***	WR	6-5	199	Sr.	Houston, TX-Marshall
89	Constant, Skylaar***	DE	6-4	285	Sr.	Bedford, OH-Bedford
92	Steele, Ben	DL	6-4	260	Fr.	Venice, FL-Venice
93	McHugh, Colin*	LS	5-11	205	So.	Lakewood, OH-Rocky River Lutheran West
94	Roberts, Johnie	DL	6-3	290	Jr.	Hattiesburg, MS-Hattiesburg / Pearl River C.C.
94x	Jones, Jerome*	TE	6-7	234	So.	Youngstown, OH-Cincinnati Harmony
95	Strait, Jared	TE	6-2	215	Fr. (R)	Wyandotte, MI-Roosevelt
96	Washington, Levone	DL	6-1	239	So.	Huber Heights, OH-Wayne
97	Riley, Malcolm*	DL	6-3	267	So.	Fort Wayne, IN-Snider
98	Hill, Maurice***	DL	6-2	286	Sr.	Bolingbrook, IL-Bolingbrook

Roster as of June 29, 2009

* Varsity letters won x=duplicate number

Positions: QB=Quarterback, RB=Running back, C=Center, OL=Offensive Lineman, TE=Tight End, WR=Wide Receiver, PK=Place Kicker, LB=Linebacker, OLB=Outside Linebacker, S=Safety, SS= Strong Safety, CB=Cornerback, FS=Free Safety, DB=Defensive Back, DL=Defensive Lineman, DE= Defensive end, P=Punter, LS=Long Snapper



Outlook
Coaches
Players
Opponents
2008 Review
History
Records
University

2009 Geographical Roster

Outlook

Coaches

Players

Opponents

2008 Review

History

Records

University

Ohio (39)

No.	Name	Pos.	Ht.	Wt.	Cl.	Hometown-High School
85x	Bailey, Robin**	WR	6-5	230	Sr.	Columbus, OH-Westerville South
45	Ballard, Isaiah*	DB	5-11	190	So.	Toledo, OH-Rogers
29	Bush, Johnnie	RB	5-10	200	So.	Cincinnati, OH-Winton Woods
2	Claus, Bill*	P	6-0	187	So.	Perrysburg, OH-Toledo St. John's
65	Cole, Nate**	OL	6-2	305	Jr.	Trotwood, OH-Madison
89	Constant, Skyllaar***	DE	6-4	285	Sr.	Bedford, OH-Bedford
26x	Davidson, Jimmy	WR	6-4	210	Fr. (R)	Findlay, OH-Findlay
68	DeWalt, Jared***	OL	6-4	318	Sr.	Lyndhurst, OH-Brush
23x	Fatinikun, T.J.	DE	6-2	230	Fr.	Perrysburg, OH-Perrysburg
82	Fought, Matt**	TE	6-4	242	Jr.	Ottawa, OH-Ottawa-Glandorf
94x	Jones, Jerome*	TE	6-7	234	So.	Youngstown, OH-Cincinnati Harmony
46	Keighley, Hank*	DL	6-4	230	So.	Dayton, OH-Kettering Alter
77	Kerin, Zac	OL	6-5	270	Fr.	Delaware, OH-Olentangy
69	Kowalski, Kevin**	OL	6-4	290	Jr.	Macedonia, OH-Nordonia
78	Manley, Phillipkeith*	OL	6-5	310	So.	Hamilton, OH-Hamilton
3x	Marrow, Desmond**	CB	6-3	202	Jr.	Youngstown, OH-Cardinal Mooney
93	McHugh, Colin*	LS	5-11	205	So.	Lakewood, OH-Rocky River Lutheran West
36	McIntosh, Damien*	LB	6-3	222	So.	Hamilton, OH-Hamilton
62	Meenan, Chris**	OL	6-7	334	Jr.	Wooster, OH-Wooster
32	Molls, Dan	LB	6-1	215	Fr.	North Royalton, OH-Padua Franciscan
86	Noble, Danny*	TE	6-5	236	So.	Elyria, OH-Elyria
11	Opelt, Aaron***	QB	6-2	225	Sr.	Fremont, OH-Ross
2	Owens, Terrance	QB	6-3	165	Fr.	Cleveland, OH-Glenville
12	Page, Eric	WR	5-10	165	Fr.	Toledo, OH-Springfield
30	Pike, Ben	DL	6-3	245	Fr.	Mentor, OH-Mentor
44	Pree, Drey'Lon**	S	6-2	198	Jr.	Steubenville, OH-Steubenville
27	Reeves, Darius	RB	6-1	190	Fr.	Columbus, OH-Gahanna Lincoln
47x	Rogers, Matt	TE	6-4	195	Fr. (R)	Holland, OH-Springfield
39	Schebek, Joe	DB	6-0	205	Fr. (R)	Brunswick, OH-Brunswick
41	Shumaker, Matt*	DL	6-1	239	Sr.	Delphos, OH-St. John's
7	Stafford, Kenny*	WR	6-4	195	So.	Columbus, OH-St. Francis DeSales
11x	Steele, Richard	DB	6-0	185	Fr.	Cincinnati, OH-LaSalle
85x	Steigerwald, Alex***	PK	5-11	181	Sr.	Mayfield Village, OH-Cleveland Benedictine
9	Veal, Kenny*	DB	6-0	180	So.	Hamilton, OH-Hamilton
47	Veasley-Pettis, Myshan**CB	5-11	157	Jr.	Toledo, OH-Rogers	
13	Washington, Anthony*	DB	6-1	175	So.	Fairborn, OH-Fairborn
96	Washington, Levone	DL	6-1	239	So.	Huber Heights, OH-Wayne
8x	Weber, Andrew	PK	5-9	140	So.	Perrysburg, OH-Perrysburg
23	Williams, Morgan*	RB	5-11	195	So.	Canton, OH-McKinley

Florida (11)

No.	Name	Pos.	Ht.	Wt.	Cl.	Hometown-High School
21	Ashwood, Andreas*	DB	6-1	190	So.	Hillsborough, FL-Hillsborough
37	Atkins, Walter**	CB	6-1	191	Sr.	Pompano Beach, FL-Deerfield Beach
48	Brudzinski, Beau***	LB	6-1	228	Sr.	Weston, FL-St. Thomas Aquinas
4	Dantin, Austin	QB	6-2	185	Fr.	Tallahassee, FL-Leon
50	Garrett, Buster**	C	6-3	286	Sr.	Ponte Vedra Beach, FL-Nease
10	Pasquale, David	QB	6-2	215	Fr. (R)	Cape Coral, FL-Cape Coral
31	Shuler, Joe**	FS	6-2	183	Jr.	Orlando, FL-Apopka
92	Steele, Ben	DL	6-4	260	Fr.	Venice, FL-Venice
6	Walker, Jake*	RB	5-11	210	So.	Delray Beach, FL-Am. Heritage-Boca-Delray
58	Westbrook, Douglas**	DE	6-3	233	Jr.	Pompano Beach, FL-Blanche Ely
87	Williams, Edward	WR	6-2	188	Fr.	Tampa, FL-Alonso

Michigan (10)

No.	Name	Pos.	Ht.	Wt.	Cl.	Hometown-High School
38	Bell, Robert	LB	6-0	222	Fr.	Grand Rapids, MI-East Grand Rapids
20	Faison, Chris*	S	6-1	176	Sr.	Bloomfield Hills, MI-Lahser
79	Farha, Fadi	OL	6-4	290	Fr. (R)	Ypsilanti, MI-Ann Arbor Pioneer
84	Gaymon, Sam	WR	6-3	200	Fr. (R)	Redford, MI-Detroit Renaissance
52	Lamb, Johnathan*	DL	6-4	258	So.	Southfield, MI-Southfield
73	Rubin, Matt	OL	6-1	330	So.	West Bloomfield, MI-Cranbrook
95	Strait, Jared	TE	6-2	215	Fr. (R)	Wyandotte, MI-Roosevelt
56	Summers, Derrick**	DL	6-2	258	Sr.	Southfield, MI-Southfield
74	VanDerMeulen, Mike*	OL	6-7	315	So.	Marshall, MI-Marshall
51	Willis, Terrell*	DL	6-1	228	Jr.	Jackson, MI-Lumen Christi

Pennsylvania (7)

No.	Name	Pos.	Ht.	Wt.	Cl.	Hometown-High School
49	Anderson, Terrell	OLB	6-1	204	So.	Penn Hills, PA-Pittsburgh Central Catholic
75	Bell, Manny	OL	6-6	275	Fr.	Pittsburgh, PA-Schenley
8	Church, Barry***	S	6-2	219	Sr.	Pittsburgh, PA-Penn Hills
80	Cortazzo, Tim	WR	6-1	180	So.	Irwin, PA-Penn-Trafford
42	Donald, Archie**	LB	6-2	235	Jr.	Pittsburgh, PA-Penn Hills
40	Johnson, Alex**	DL	6-2	244	Jr.	Lansdale, PA-North Penn
29x	Robinson, Jermaine	DB	6-3	195	Fr.	Pittsburgh, PA-Brashear

Illinois (6)

No.	Name	Pos.	Ht.	Wt.	Cl.	Hometown-High School
71	Farr, Danny	OL	6-5	285	Fr. (R)	Evanston, IL-Evanston Township
76	Gewont, Jan*	OL	6-6	300	So.	Palos Heights, IL-Stagg
98	Hill, Maurice***	DL	6-2	286	Sr.	Bolingbrook, IL-Bolingbrook
60	Lindeman, A.J.	OL	6-6	300	Fr. (R)	Aurora, IL-Waubonsie Valley
33	Quinn, Daris*	LB	6-1	226	Sr.	Collinsville, IL-Collinsville
34	Richmond, Lester***	S	6-1	205	Sr.	Chicago, IL-Morgan Park

California (3)

No.	Name	Pos.	Ht.	Wt.	Cl.	Hometown-High School
19	Bates, Joe*	DB	6-1	190	Sr.	Oakland, CA-Skyline
35	King, Anthony*	CB	5-10	178	Jr.	Canyon Country, CA-Canyon
14	Pettee, Alex	QB	6-2	216	Jr.	Santa Clarita, CA-Hart

New Jersey (3)

No.	Name	Pos.	Ht.	Wt.	Cl.	Hometown-High School
22	Collins, DaJuane***	RB	5-10	211	Sr.	Westville, NJ-Deptford
43	Singer, Mark*	DB	6-1	195	So.	Cinnaminson, NJ-Delran Holy Cross
24	Thomas, Adonis*	RB	5-10	175	So.	Newark, NJ-Weeguahic

Texas (3)

No.	Name	Pos.	Ht.	Wt.	Cl.	Hometown-High School
3	Casano, Ryan	PK/P	5-10	175	So.	Dripping Spring, TX-Dripping Springs
5	Swanson, Daxton	DB	5-10	165	Fr.	Waco, TX-La Vega
88	Williams, Stephen***	WR	6-5	199	Sr.	Houston, TX-Marshall

Indiana (1)

No.	Name	Pos.	Ht.	Wt.	Cl.	Hometown-High School
97	Riley, Malcolm*	DL	6-3	267	So.	Fort Wayne, IN-Snyder

Georgia (1)

No.	Name	Pos.	Ht.	Wt.	Cl.	Hometown-High School
83	Bellinger, Julian	WR	6-1	175	Fr.	Lithonia, GA-Lithonia

Mississippi (1)

No.	Name	Pos.	Ht.	Wt.	Cl.	Hometown-High School
94	Roberts, Johnie	DL	6-3	290	Jr.	Hattiesburg, MS-Hattiesburg

New York (1)

No.	Name	Pos.	Ht.	Wt.	Cl.	Hometown-High School
81	Burzine, Tom***	TE	6-4	255	Sr.	Bohemia, NY-Connetquot

Oklahoma (1)

No.	Name	Pos.	Ht.	Wt.	Cl.	Hometown-High School
84x	Smith, Christian	DE	6-2	240	Fr.	Oklahoma City, OK-Carl Albert

Rhode Island (1)

No.	Name	Pos.	Ht.	Wt.	Cl.	Hometown-High School
72	Moroookian, John*	OL	6-5	291	So.	Providence, RI-LaSalle

South Carolina (1)

No.	Name	Pos.	Ht.	Wt.	Cl.	Hometown-High School
26x	Best, Byron	DB	5-9	185	Fr.	Greenwood, SC-Greenwood

Tennessee (1)

No.	Name	Pos.	Ht.	Wt.	Cl.	Hometown-High School
25	Brodbeck, Brett**	K	5-11	180	Jr.	Brentwood, TN-Battle Ground Academy



2009 Roster by Class

Seniors (19)

No.	Name	Pos.	Ht.	Wt.
37	Atkins, Walter**	CB	6-1	191
85x	Bailey, Robin***	WR	6-5	230
19	Bates, Joe*	DB	6-1	190
48	Brudzinski, Beau***	LB	6-1	228
81	Burzine, Tom***	TE	6-4	255
8	Church, Barry***	S	6-2	219
22	Collins, DaJuane***	RB	5-10	211
89	Constant, Skylaar***	DE	6-4	285
68	DeWalt, Jared***	OL	6-4	318
20	Faison, Chris*	S	6-1	176
50	Garrett, Buster**	C	6-3	286
98	Hill, Maurice***	DL	6-2	286
11	Opelt, Aaron***	QB	6-2	225
33	Quinn, Daris*	LB	6-1	226
34	Richmond, Lester***	S	6-1	205
41	Shumaker, Matt*	DL	6-1	239
85x	Steigerwald, Alex***	PK	5-11	181
56	Summers, Derrick**	DL	6-2	258
88	Williams, Stephen***	WR	6-5	199

Juniors (17)

No.	Name	Pos.	Ht.	Wt.
25	Brodbeck, Brett**	PK	5-11	180
65	Cole, Nate**	OL	6-2	305
42	Donald, Archie**	LB	6-2	235
82	Fought, Matt**	TE	6-4	242
40	Johnson, Alex**	DL	6-2	244
35	King, Anthony*	CB	5-10	178
69	Kowalski, Kevin**	OL	6-4	290
3x	Marrow, Desmond**	CB	6-3	202
62	Meenan, Chris**	OL	6-7	334
14	Pettee, Alex	QB	6-2	216
44	Pree, Drey'Lon**	S	6-2	198
94	Roberts, Johnie	DL	6-3	290
31	Shuler, Joe**	FS	6-2	183
11x	Steele, Richard	DB	6-0	185
47	Veasley-Pettis, Myshan**	CB	5-11	157
58	Westbrook, Douglas**	DE	6-3	233
51	Willis, Terrell*	DL	6-1	228

Sophomores (28)

No.	Name	Pos.	Ht.	Wt.
49	Anderson, Terrell	OLB	6-1	204
21	Ashwood, Andreas*	DB	6-1	190
45	Ballard, Isaiah*	DB	5-11	190
29	Bush, Johnnie	RB	5-10	200
3	Casano, Ryan	PK/P	5-10	175
2	Claus, Bill*	P	6-0	187
80	Cortazzo, Tim	WR	6-1	180
76	Gewont, Jan*	OL	6-6	300
94x	Jones, Jerome*	TE	6-7	234

46	Keighley, Hank*	DL	6-4	230
52	Lamb, Johnathan*	DL	6-4	258
78	Manley, Phillipkeith*	OL	6-5	310
93	McHugh, Colin*	LS	5-11	205
36	McIntosh, Damien*	LB	6-3	222
72	Morookian, John*	OL	6-5	291
86	Noble, Danny*	TE	6-5	236
97	Riley, Malcolm*	DL	6-3	267
73	Rubin, Matt	OL	6-1	330
43	Singer, Mark*	DB	6-1	195
7	Stafford, Kenny*	WR	6-4	195
24	Thomas, Adonis*	RB	5-10	175
74	VanDerMeulen, Mike*	OL	6-7	315
9	Veal, Kenny*	DB	6-0	180
6	Walker, Jake*	RB	5-11	210
13	Washington, Anthony*	DB	6-1	175
96	Washington, Levone	DL	6-1	239
8x	Weber, Andrew	PK	5-9	140
23	Williams, Morgan*	RB	5-11	195

Redshirt Freshmen (8)

No.	Name	Pos.	Ht.	Wt.
79	Farha, Fadi	OL	6-4	290
71	Farr, Danny	OL	6-5	285
84	Gaymon, Sam	WR	6-3	200
60	Lindeman, A.J.	OL	6-6	300
10	Pasquale, David	QB	6-2	215
47x	Rogers, Matt	TE	6-4	195
39	Schebek, Joe	DB	6-0	205
95	Strait, Jared	TE	6-2	215

Freshmen (18)

No.	Name	Pos.	Ht.	Wt.
75	Bell, Manny	OL	6-6	275
38	Bell, Robert	LB	6-0	222
83	Bellinger, Julian	WR	6-1	175
26x	Best, Byron	DB	5-9	185
4	Dantin, Austin	QB	6-2	185
23x	Fatinikun, T.J.	DE	6-2	230
77	Kerin, Zac	OL	6-5	270
32	Molls, Dan	LB	6-1	215
2	Owens, Terrance	QB	6-3	165
12	Page, Eric	WR	5-10	165
30	Pike, Ben	DL	6-3	245
27	Reeves, Darius	RB	6-1	190
29x	Robinson, Jermaine	DB	6-3	195
84x	Smith, Christian	DE	6-2	240
92	Steele, Ben	DL	6-4	260
11x	Steele, Richard	DB	6-0	185
5	Swanson, Daxton	DB	5-10	165
87	Williams, Edward	WR	6-2	188

2009 Roster Miscellany

Outlook

Coaches

Players

Opponents

2008 Review

History

Records

University

<u>Tallest Rockets</u>	<u>Height</u>
Jerome Jones, TE	6-7
Chris Meenan, OL	6-7
Mike VanDerMeulen, OL	6-7
Jan Gewont, OL	6-6

<u>Shortest Rockets</u>	<u>Height</u>
Andrew Weber, PK	5-9
Byron Best, DB	5-9

<u>Heaviest Rockets</u>	<u>Weight</u>
Chris Meenan, OL	334
Matt Rubin, OL	330
Jared DeWalt, OL	318
Mike VanderMeulen, OL	315
Phillipkeith Manley, OL	310
Nate Cole, OL	305

<u>Lightest Rockets</u>	<u>Weight</u>
Andrew Weber, PK	140
Myshan Veasley-Pettis, CB	157
Terrance Owens, QB	165
Eric Page, WR/KR	165
Daxton Swanson, DB	165

<u>Youngest Rockets</u>	<u>Age (Birth Date)</u>
Manny Bell	17 (Jan. 22, 1992)
Eric Page	17 (Sept. 23, 1991)
Zac Kerin	18 (Aug. 13, 1991)
T.J. Fatinikun	18 (July 28, 1991)

<u>Oldest Rockets</u>	<u>Age (Birth Date)</u>
Stephen Williams	23 (June 29, 1986)
Buster Garrett	22 (Aug. 9, 1986)
Beau Brudzinski	22 (Aug. 11, 1986)
Joe Bates	22 (Sept. 29, 1986)
Chris Faison	22 (Oct. 8, 1986)

<u>Fastest Rockets</u>	<u>Best time in 40</u>
Stephen Williams, WR	4.41
Isaiah Ballard, DB	4.46
Kenny Stafford, WR	4.48
Adonis Thomas, WR	4.50
Barry Church, DB	4.51
Morgan Williams, RB	4.53
Terrell Willis, DE	4.55
DaJuane Collins, RB	4.56

Times from Spring 2009

<u>Strongest Rocket Arms</u>	<u>Bench Press</u>
Kevin Kowalski, OL	440
Terrell Willis, DE	390
DaJuane Collins, RB	370
Alex Johnson, DE	360
Maurice Hill, DT	360
Matt Shumaker, DE	360

Weights from Spring 2009

<u>Best Rocket Liftoff</u>	<u>Vertical Jump</u>
Stephen Williams	37-9
Kenny Veal	37-5
Chris Faison	35-7
Barry Church	34-6

Heights from Spring 2009

Toledo Pronunciation Guide

Tom Burzine	bur-ZEEN	David Pasquale	pas-QUAL-lay
DaJuane Collins	DAH-juan	Myshan Veasley-Pettis	MY-shawn
Chris Faison	FAY-zon	Alex Pettee	peh-TEE
Fadi Farha	FAH-dee FAR-hah	Drey'Lon Pree	DRAY-lon
T.J. Fatinikun	FAH-too-NAH-kin	Alex Steigerwald	STY-ger-wald
Matt Fought	FAWT	Mike VanDerMeulen	van-DER-mew-lin
Sam Gaymon	GAY-min		
Jan Gewont	John GEH-want	Coaches	
Hank Keighly	KEITH-lee	Alex Golesh	GO-lesh
Zac Kerin	CARE-in	Eli Rasheed	E-ly RAH-sheed
John Morookian	mah-ROO-key-in		
Aaron Opelt	OH-pelt		

A black and white photograph of a man, likely a coach, speaking at a podium. He is wearing a dark suit jacket, a light-colored dress shirt, a patterned tie, and a dark visor with the Toledo Rockets logo. The podium in front of him features the Toledo Rockets logo and the word "TOLEDO" in large, bold letters. A microphone with the number "11" is positioned in front of him. The background is a dark wall with the Toledo Rockets logo and the word "TOLEDO" repeated in a grid pattern.

Coaching Staff

Head Coach Tim Beckman

The Rockets' New Leader Was Born to Coach



Tim Beckman likes to tell people he has 44 years of coaching experience. That's just his way of saying he was born to coach.

Beckman, who turned 44 last January, is a coach's son who has never known anything but football as a way of life. His father, Dave Beckman, coached on the

high school, collegiate and professional levels for years, exposing his son to all aspects of coaching, not to mention some great coaches. The younger Beckman never seriously considered any other profession.

"I tell recruits that I've got 44 years of coaching experience because I've been around football and football coaches all my life," said Beckman. "I was born with a football. My dad coached high school ball and up to college ball and the pros, so I've had a chance to see it all."

Beckman played college football at the University of Findlay under Dick Strahm, then began his climb up the coaching ladder with a graduate assistant's position under Pat Dye at Auburn in 1988. Most recently, Beckman concluded a two-year stint as the defensive coordinator under Mike Gundy at Oklahoma State. Along the way, he also worked with Urban Meyer at Bowling Green and Jim Tressel at Ohio State.

"I'm blessed that I've been able to be around football for 44 years and learn from coaches like these," said Beckman. "I just love football. I love being around it. It's an important part of my life."

Beckman Becomes a Rocket

Beckman was introduced at the 25th head football coach in UT history last December. He succeeds Tom Amstutz,

who stepped down at the end of the 2008 season following eight years as the Rockets' leader.

"Tim is an outstanding coach and an exceptional person," said UT Athletic Director Mike O'Brien. "His experience in helping build winning football programs speaks for itself, but it only tells part of the story. He is a man of great character, who we feel will be able to recruit student-athletes who will excel in the classroom and bring Rocket Football back into national prominence. We are very excited for the future of Rocket football under Tim's guidance."

Beckman, likewise, is happy to be returning to



Beckman is known for his passion for the game and his competitive nature. "We will compete in everything we do," he said.

Head Coach Tim Beckman

the Buckeye State.


“Being from Ohio and having coached in the Mid-American Conference, I have always had a great respect for the tradition and accomplishments of the Toledo football program,” he said. “I feel this is one of the best, if not the best football program in the Mid-American Conference, and I am honored that I have been chosen to carry on the tradition here.”

Competitiveness!

Beckman’s first task as head coach was to simultaneously assemble a coaching staff and a recruiting class. Within days of his hire, he had a core of coaches together and out on the road in an all-out effort to sign a top-notch group of recruits.

Starting with just two verbal commitments from the fall, Beckman and his staff added 16 more recruits to give the Rockets a very respectable recruiting class of 18 signees. In addition to seven players from Ohio, the Rocket staff used their wide-spread connections to nab recruits from eight other states, including seven players from six southern states.

Beckman’s other challenge was to begin to change the attitude and habits of the current Rockets. He started by instilling firm expectations for his players, whether in off-season training, in the classroom or in the community. For example, Beckman requires his players to sit in the first two rows in their classes. He also requires players to make personal contact with each of their instructors outside of the class room at least once at the beginning of the semester. Beckman also began a program of community service in which the Rockets are involved in volunteer activities on Fridays during



Beckman was an assistant coach on the Ohio State team that played in the 2007 BCS Championship Game.

the off-season.

As part of his plan to increase competitiveness and team-building, Beckman broke his squad up into eight “teams,” making them compete in everything during the off-season—in the weight room, in the classroom, during drills, even during fun social activities. The first-place team was rewarded each week, while the eighth-place team had to run drills at 4:00 a.m.

“It’s constant competition,” said Beckman of his off-season philosophy. “Peer pressure comes into play. Players aren’t happy if they lose because their teammate was late for class.”

21 Years of Experience as an Assistant

Beckman has had 21 years of experience as an assistant coach, mostly with winning teams. He has been a part of teams that made the top 25 in each of his last seven seasons as an assistant. Prior to accepting the head position at Toledo, Beckman served as the defensive coordinator at Oklahoma State (2007-08); the cornerbacks coach at Ohio State (2005-06); the defensive coordinator/assistant head coach at Bowling Green (1998-2004); the defensive coordinator at Elon (1996-97); the secondary coach/recruiting coordinator at Western Carolina (1990-95); and as a graduate assistant at Auburn (1988-89).

Beckman’s two seasons as the defensive coordinator at Oklahoma State were highly successful considering the ultra-competitive nature of the Big 12. During Beckman’s time in Stillwater,

-Continued next page-

Head Coach Tim Beckman

-Continued from previous page-



Beckman has served under two coaches who have won national championships, Jim Tressel (Ohio State) and Urban Meyer (Florida).

the Cowboys posted a 16-10 record, including a 9-4 mark in 2008. Oklahoma State ranked as high as No. 6 in the BCS rankings and No. 7 in the AP poll last season, with three of its losses coming to teams that were ranked in the top three in the country when they faced OSU (#1 Texas, #2 Texas Tech and #3 Oklahoma). In four of the Cowboys' victories, Beckman's defense held opponents to 14 points or fewer. In 2007, the Cowboys went 7-6, including a 49-33 win over Indiana in the Insight Bowl in Tempe, AZ.

At Ohio State, Beckman mentored the Buckeye cornerbacks. In 2006, Ohio State ended the year No. 12 nationally in total defense, allowing just 280.5 yards per game. The Buckeyes were fifth in the country in scoring defense, yielding only 12.8 points per game, and Antonio Smith was a semifinalist for the Jim Thorpe Award as the nation's top defensive back.

In 2005, Beckman helped coach an Ohio State defense that ranked No. 1 in the nation against the run and fifth in total defense. The Buckeyes finished fourth in both major polls. During his stay at Ohio State, the Buckeyes were 22-3 with appearances in the 2006 Fiesta Bowl and the 2007 BCS Championship game. Along the way he coached six All-Big Ten defensive backs. His final game as a coach with Ohio State was the 2007 BCS National Championship Game vs. Florida, where Beckman faced his former boss from his days at Bowling Green, Urban Meyer.

At Bowling Green, Beckman was a three-time nominee for the Frank Broyles Award, presented annually to the nation's top assistant coach. He was a finalist in 2001 when the Falcons led the Mid-American Conference in total defense, scoring defense, rushing defense, turnovers gained and scoring margin. The *College Football News* named him one of the country's top defensive coordinators. During his stay at Bowling Green, the Falcons won two bowl games, a MAC division title and finished ranked in the national polls three times.



Beckman asked his team to volunteer their time to community service every Friday in February. "I think it's important for our players to get out in the community and give of themselves a little bit," he said. "It's been an awesome experience for them."

Head Coach Tim Beckman

Playing Days and Coaching Origins

Beckman began his coaching career in 1988 as a graduate assistant at Auburn, where he earned his master's degree in education. His first full-time coaching job came at Western Carolina, where he coached the secondary and served as recruiting coordinator from 1990-95. He coached two of the top defenses in the Southern Conference during his time with the Catamounts. Beckman then served as the defensive coordinator and recruiting coordinator at Elon College from 1996-97 before moving on to Bowling Green.

Beckman started his college playing career at Kentucky but transferred to Findlay and excelled under head coach Dick Strahm. A 1988 graduate of Findlay, Beckman majored in physical education and lettered in 1984 and 1985 on Oiler teams that qualified for the NAIA playoffs both seasons. He attended Forest Park High School in Beaumont, TX, for two years before completing high school at Berea (OH) High



Beckman (with UT Athletic Director Mike O'Brien) was named Toledo's 25th head football coach on Dec. 4, 2008.

School near Cleveland.

Beckman is a native of Berea. He and his wife Kim have three children: Tyler (18), Lindsay (16), and Alex (12). Tyler will be attending the University of Findlay this fall on a football scholarship.



The Beckman Family: Alex, Tyler, Kim, Tim and Lindsay.

Head Coach Tim Beckman

Record as an Assistant Coach

Year	School	Position	Record / Highlights
2008	Oklahoma State	Defensive Coordinator	9-4 / No. 6 BCS ranking
2007	Oklahoma State	Defensive Coordinator	7-6 / Insight Bowl
2006	Ohio State	Cornerbacks	12-1 / BCS Championship Game
2005	Ohio State	Cornerbacks	10-2 / Fiesta Bowl
2004	Bowling Green	Defensive Coordinator/Asst. Head Coach	9-3 / GMAC Bowl
2003	Bowling Green	Defensive Coordinator/Asst. Head Coach	11-3 / Motor City Bowl
2002	Bowling Green	Defensive Coordinator/Asst. Head Coach	9-3
2001	Bowling Green	Defensive Coordinator/Asst. Head Coach	8-3
2000	Bowling Green	Defensive Coordinator/Asst. Head Coach	2-9
1999	Bowling Green	Defensive Coordinator/Asst. Head Coach	5-6
1998	Bowling Green	Defensive Coordinator/Asst. Head Coach	5-6
1997	Elon	Defensive Coordinator/Recruiting Coordinator	7-4
1996	Elon	Defensive Coordinator/Recruiting Coordinator	4-7
1995	Western Carolina	Secondary/Recruiting Coordinator	3-7
1994	Western Carolina	Secondary/Recruiting Coordinator	6-5
1993	Western Carolina	Secondary/Recruiting Coordinator	6-5
1992	Western Carolina	Secondary/Recruiting Coordinator	7-4
1991	Western Carolina	Secondary/Recruiting Coordinator	2-9
1990	Western Carolina	Secondary/Recruiting Coordinator	3-8
1989	Auburn	Graduate Assistant	10-2
1988	Auburn	Graduate Assistant	10-2

Bowl Games Participated in as a Coach

2007 Insight Bowl
 2006 BCS National Championship Game
 2005 Fiesta Bowl
 2004 GMAC Bowl
 2003 Motor City Bowl
 1989 Hall of Fame
 1988 Sugar Bowl

NFL Players Coached by Tim Beckman

Tyler Everett, Ohio State (Dallas Cowboys)
 Brandon Mitchell, Ohio State (Houston Texans)
 Nate Salley, Ohio State (Carolina Panthers)
 Donte Whitner, Ohio State (Buffalo Bills)
 Donovan Woods, Oklahoma State (Pittsburgh)
 Ashton Youboty, Ohio State (Buffalo Bills)

College Football Playing Career

University of Kentucky, 1983
 University of Findlay, 1984-87

Education

Bachelor's degree in physical education, University of Findlay, 1988
 Master's degree in education, Auburn University, 1994

Personal Information

Date of Birth: Jan. 19, 1965
Hometown: Berea, OH
Family: Wife: Kim; Children: Tyler (18), Lindsay (16) and Alex (12).



Beckman was the defensive coordinator at Oklahoma State for the past two seasons.

Head Coach Tim Beckman

What Others Are Saying About Tim Beckman



"We're excited for Tim and his family. We're happy that he has the opportunity to fulfill his dream and become a head coach. We are grateful for everything he did for Oklahoma State University, and we wish him success at Toledo."

- Mike Gundy, Head Coach, Oklahoma State University



"Tim has prepared himself throughout his career to become a head football coach. He worked hard as a position coach to prepare himself to teach players to be fundamentally sound and to motivate them to play hard at all times. He was also a very good recruiter. As a coordinator, he was able to gain experience as an administrator and managed coaches, staff and players. I expect that Tim's success will continue as a head football coach and look for him to have to much success at the University of Toledo."

- Urban Meyer, Head Coach, University of Florida



"Tim will bring great passion and energy to Toledo's football program, the University and the community. It is awesome to have Tim and Kim Beckman, along with their lovely family, back in the Buckeye State!"

- Jim Tressel, Head Coach, Ohio State University



"Tim is an outstanding coach and an exceptional person. His experience in helping build winning football programs speaks for itself, but it only tells part of the story. Throughout our selection process, everyone had wonderful things to say about Tim. He is a man of great character, who we feel will be able to recruit student-athletes who will excel in the classroom and bring Rocket Football back into national prominence. We are very excited for the future of Rocket football under Tim's guidance."

- Mike O'Brien, UT Athletic Director



"Coach Beckman is a fiery coach who wants the best out of his players. He's coached in the biggest games. He's been everywhere and he's been with some great coaches. He's a great motivator who is always finding ways to keep us competing against each other. The players adapted to him pretty quickly. He's spent a lot of time with the players and built a close relationship with us. I am really impressed with him."

- Quarterback Aaron Opelt



"The energy and enthusiasm of Coach Beckman and the coaching staff is contagious. That helped the players buy into it. And with everything being a competition, that helps make it fun. We compete for everything."

-Safety Lester Richmond



"He is going to bring a lot of energy to our games and our practices. When we first met him, he took off his jacket and said that he's not a suit kind of guy. Then he took off his tie and threw it to the side. He just got to screaming at us about how we need to have a lot of energy for this team and that we are going to compete for a MAC Championship this year. I think he's going to be a cool coach."

- Safety Barry Church



"He has me fired up. I am ready to play right now. He came in preaching about discipline, family, being in school, getting your books straight. He came in confident. From his first word, he had me ready. I am excited to play under him."

- Wide Receiver Stephen Williams

Rocket Families

Outlook

Coaches

Players

Opponents

2008 Review


History

Records

University



Alex Golesh and fiancée Alexis Corbin, along with Marlyn.



The Satterfield Family: Beth, Bryce, Isaac, Alli and Scott.



The Court Family: Molly, Rick and Alix.



Paul and Lauran Nichols.



The Clinkscale Family: Jasena (back), Elijah, Zion, Steven, Zivon (middle) Isaiah (sitting).



Anthony and Suzanne Peerenboom.

Rocket Families




Brian and Katie DeBenedictis.




Eli and Caprice Rasheed.



The Campbell Family: Matt, Katelyn and Erica.



The Boyd Family: Mara, Andy, Lori and Easton.



The Ward Family: Michaela, Mike, Jody and Addison.

Assistant Coaches

Mike Ward

**Assistant Head Coach/
Defensive Run Coordinator/
Linebackers Coach**



Mike Ward will serve as the Rockets' assistant head coach and defensive run coordinator. He comes to UT with 17 years of experience at Bowling Green. He began as the program's strength coach from 1992-99 before coaching the defensive linemen from 2000-06. Ward spent his last two seasons at BGSU as the defensive coordinator. Since the 2000 season, Ward has coached one All-American, one Academic All-American and nine All-MAC performers. The Falcons also had six winning seasons and played in three bowl games during that span

"Mike Ward is a great football coach and a great people-person who will bring so much to the Toledo community," said Beckman. "He has been in Northwest Ohio for many years, and he brings a great attitude and knowledge of this region. He will be a tremendous asset to our program."

Prior to becoming a Falcon, Ward was an assistant football coach and strength coach at his alma mater, Georgetown College, for two years. Ward earned a bachelor's degree in health and physical education from Georgetown in 1984. He also earned a graduate degree in secondary education from Georgetown.

After completing his education at Georgetown, Ward became an assistant football coach at the University of Findlay for six years. He served as the linebacker coach and the strength and conditioning coordinator for the Oilers before leaving to join BGSU in 1992.

A Mansfield, OH native, Ward attended Mansfield Lexington High School. At Georgetown, he earned second-team NAIA Division I All-America football honors as an offensive guard in 1983. He is certified by the National Strength and Conditioning Association as a Strength and Conditioning Specialist. He was twice named as the NSCA Professional of the Year by his colleagues in the MAC.

Ward and his wife Jody have two children, Michaela (12) and Addison (8).

Mike Ward

Age: 47 (born Feb. 21, 1962)

Hometown: Mansfield, OH

Alma Mater: Georgetown '84

Coaching Experience:

2009	Toledo	Assistant Head Coach/Linebackers/ Defensive Run Coordinator
2007-08	Bowling Green	Defensive Coordinator
2000-06	Bowling Green	Defensive Line
1992-99	Bowling Green	Strength and Conditioning Coach
1986-91	Findlay	Linebackers/ Strength and Conditioning Coach
1984-85	Georgetown	Assistant Coach/ Strength and Conditioning Coach

Matt Campbell

**Offensive Run-Game
Coordinator/Offensive
Line Coach**



Matt Campbell will be the Rockets' offensive run-game coordinator. He will also coach the offensive line and primarily be responsible for the running game.

Campbell served as an assistant coach at Bowling Green for the past three seasons, two as the offensive line coach (2006-07) and last year as the offensive line coach/running game coordinator. The Falcons participated in the GMAC Bowl in the 2007 season.

"Matt Campbell is a coach's son who has grown up around football all his life," said head coach Tim Beckman. "In my opinion, he's the best recruiter in the Mid-American Conference. But his knowledge of the offensive schemes we want to run here was the first reason I offered him the position."

Before joining the Falcon staff, Campbell spent two years as the offensive line coach at Mount Union. Campbell began his career as the offensive graduate assistant for Bowling Green in 2003 and 2004, earning his master's degree in education administration at BGSU. He worked with the tight ends for two nationally ranked teams that won the 2003 Motor City Bowl and 2004 GMAC Bowl.

Campbell, a 2002 graduate of Mount Union, was a member of five national championship teams as a coach and player for the Purple Raiders. He was a two-time first-team All-American and was voted as the Ohio Athletic Conference's Best Defensive Lineman in 2001 and 2002. He was a vital member of three MUC teams which won national titles in 2000, 2001 and 2002. During his career at Mount Union, he had 207 tackles, 49 tackles for loss and 22 sacks. Campbell also excelled in the classroom, earning CoSIDA Academic All-America honors. In his final two years of his stay at Mount Union, Campbell coached the offensive line of a team that won back-to-back national titles.

Campbell and his wife Erica have a one-year-old daughter, Katelyn.

Matt Campbell

Age: 29 (born Nov. 29, 1979)

Hometown: Massillon, OH

Alma Mater: Mount Union '02

Coaching Experience:

2009	Toledo	Run-Game Coordinator/ Offensive Line
2008	Bowling Green	Offensive Line/ Running Game Coordinator
2006-07	Bowling Green	Offensive Line
2004-05	Mount Union	Offensive Coordinator/ Offensive Line
2003-04	Bowling Green	Graduate Assistant

Assistant Coaches

Outlook

Coaches

Players

Opponents

2008 Review

History

Records

University

Jason Candle

Slot Receivers/ Tight Ends Coach



Jason Candle joins the Rockets' staff as the slot receivers/tight ends coach after spending both his playing and coaching career under head coach Larry Kehres at Mount Union College. In Candle's six years as an assistant at Mount Union, the Purple Raiders went 83-4 and won NCAA Division III national championships in 2005, 2006 and 2008. The 2003 and 2007 teams lost in the national championship game.

"Jason Candle has been involved in five national championship teams as a player and as a coach. He knows what it takes to win," said Beckman. "We want to surround ourselves with winners, and Jason is a winner."

A 2003 Mount Union graduate, Candle was an All-Ohio Athletic Conference first-team selection in 2001 as he led the team in receptions (41), yards receiving (778) and touchdowns (9). He was a key member of the 2000 and 2001 national championship teams and finished his career with 57 grabs for 1,037 yards and 11 scores.

Candle began his coaching career at Mount Union in 2003 as the receivers coach. In the 2004 and 2005 seasons, he worked with current Rocket assistant Matt Campbell, who was the Purple Raiders' offensive coordinator at the time. Candle took over the post of offensive coordinator in 2007, and also assumed the duties as the program's recruiting coordinator.

In Candle's two seasons as offensive coordinator, the Purple Raiders went 29-1, winning the national championship in 2008 and finishing runners-up in 2007. Mount Union players on the offensive side of the ball earned nine All-American honors in Candle's two seasons running the offense. Quarterback Greg Micheli was honored in 2008 with the Gagliardi Trophy, given annually to the best player in the nation at the NCAA Division III level. Candle also helped guide two Purple Raider receivers to All-American status during his time as the receivers coach from 2003-06. One of those All-American receivers, Pierre Garcon, was a fifth-round NFL draft pick of the Indianapolis Colts in 2008.

Jason Candle

Age: 29 (born Nov. 12, 1979)

Hometown: Salem, OR

Alma Mater: Mount Union '03

Coaching Experience:

2009	Toledo	Slot Receivers/Running Backs
2007-08	Mount Union	Offensive Coordinator
2003-06	Mount Union	Receivers

Steven Clinkscale

Cornerbacks Coach



Steven Clinkscale comes to Toledo with eight years of college coaching experience, including seven seasons at Ashland and one year at Western Carolina. Clinkscale will coach the cornerbacks.

"Steve brings an Ohio background and great work ethic to the program," said Beckman. "He's a great mentor of young men, a fundamentally sound teacher who gets everything out of his players. We're excited that he has chosen to be a Rocket."

A native of Youngstown, OH, Clinkscale played four seasons at Ashland before moving to the sidelines as an assistant coach. During his seven seasons at Ashland, Clinkscale served mostly as a defensive secondary coach, spending his final season as the linebackers coach. As the academic liaison, AU football players routinely posted combined grade point averages of 3.0 or better.

Clinkscale mentored eight student-athletes who earned All-Great Lakes Intercollegiate Athletic Conference (GLIAC) accolades, including two All-Americans (Devin Conwell and Toure Carter) and two Cactus Bowl (NCAA Division II All-Star game) participants. Conwell also was named the 2005 GLIAC Defensive Back of the Year, while Carter played six seasons in the Arena Football League.

This past season at Western Carolina, Clinkscale worked with the Catamount defensive backs in addition to serving as Western's academic liaison.

A former defensive back at Ashland, Clinkscale was a four-year starter and a team captain. He played in the 2000 Snow Bowl, the Division II all-star game. He earned his bachelor's degree in sports science, with a concentration in therapeutic recreation in 2000.

His coaching experience began in 2000 when he returned to his hometown and volunteered at Youngstown Chaney High School, working mostly with the running backs, wide receivers and defensive backs.

Clinkscale and his wife Jasena have four sons: Isaiah (6) and Elijah (4), and twins Zion and Zivon (3).

Steven Clinkscale

Age: 31 (born Sept. 21, 1977)

Hometown: Youngstown, OH

Alma Mater: Ashland '00

Coaching Experience:

2009	Toledo	Cornerbacks
2008	Western Carolina	Defensive Backs/Academic Liaison
2007	Ashland	Linebackers/Academic Liaison
2001-06	Ashland	Secondary/Academic Liaison

Assistant Coaches

Outlook

Coaches

Players

Opponents

2008 Review

History

Records

University

Alex Golesh

Running Backs Coach/ Recruiting Coordinator



Alex Golesh is in his first season as the Rockets' running backs coach.

Golesh spent the past three seasons as a graduate assistant, two at Northern Illinois (2006-07) and last season at Oklahoma State. Golesh worked with the outside linebackers at Oklahoma State, helping the Cowboys to a 9-4 record and a berth in the Holiday Bowl. At NIU, Golesh worked for one season assisting with defensive video preparation and one season working with the offensive line.

Golesh got his start in the coaching business as a student assistant coach while attending Ohio State as an undergraduate. He spent two-and-a-half years aiding the Buckeyes' defensive coaches, with responsibilities that included working with the defensive line and helping to break down film. During his time at Ohio State, the Buckeyes claimed the 2005 Big Ten Championship and went on to earn a victory in the Fiesta Bowl over Notre Dame, and posted a win in the 2004 Alamo Bowl over Oklahoma State.

Golesh also spent one year as a defensive line coach in a first-year football program at newly opened Westerville Central High School while at Ohio State.

"I've been around Alex a long time, first at Ohio State and then at Oklahoma State. He's the type of aggressive coach I want in this program," said Beckman. "He enjoys teaching and coaching young men. I think he's a great fit."

A three-year letterwinner in football at Dublin Scioto High School, Golesh helped his team to a 10-2 record and postseason berth as a senior.

Golesh was born in Moscow, Russia, but grew up in Dublin, OH. He earned a bachelor's degree in education from Ohio State in 2006. He and his fiancée Alexis Corbin are planning their wedding for next summer.

Alex Golesh

Age: 25 (born June 24, 1984)

Hometown: Dublin, OH

Alma Mater: Ohio State '06

Coaching Experience:

2009	Toledo	Tight Ends
2008	Oklahoma State	Graduate Assistant
2006-07	Northern Illinois	Graduate Assistant
2005	Westerville Central H.S.	Defensive Line

Jason Nichols

Outside Receivers Coach



Jason Nichols is in his first season on the Rockets' football staff. He will coach the outside receivers.

Nichols spent the past four seasons as the wide receivers coach at Kent State, where he coached Najeh Pruden, who became the No. 2 receiver in school history.

Prior to his stint at KSU, Nichols spent three seasons at Appalachian State coaching a receiving corps that was one of the most prolific in school and Southern Conference history. Under Nichols' guidance, Walter Payton Award finalist Davon Fowlkes set school and conference records for receptions, receiving yards and all-purpose yards in 2004, while leading NCAA FCS sub-division in all three categories. In 2003, Nichols mentored a pair of 1,000-yard receivers and his 2002 unit combined for over 190 catches.

"Jason is a quality person and a great addition to our program," said head coach Tim Beckman. "He worked with Scott Satterfield at Appalachian State so he understands our offensive scheme. He also knows the Mid-American Conference, having been at Kent State the past four years. He understands what this conference is all about."

Prior to his tenure at Appalachian State, Nichols was an assistant at Sacred Heart University in Fairfield, CT for the 2001 season. At Sacred Heart, Nichols coached the first player to be drafted in Northeast Conference history, Devern Johnson, a sixth-round pick by the Dallas Cowboys in the 2002 NFL Draft. Sacred Heart posted an 11-0 record and defeated Duquesne for the ECAC championship. Nichols also spent two weeks during the summer of 2004 with the Pittsburgh Steelers as an offensive intern, working primarily with the wide receivers.

Nichols also spent the spring of 2001 as a graduate assistant at East Carolina University, where he was a four-year letterwinner and the school's all-time leading receiver as a player from 1994-97. He earned a bachelor's degree in business education from ECU.

While a student-athlete at East Carolina, Nichols caught a school-record 152 passes in his career for 1,557 yards and played in back-to-back Liberty Bowls. He signed with the Hamilton Tiger Cats of the Canadian Football League and later played with the Carolina Cobras of the Arena Football League.

Jason Nichols

Age: 33 (born Nov. 17, 1975)

Hometown: Atlanta, GA

Alma Mater: East Carolina '97

Coaching Experience:

2009	Toledo	Outside Receivers
2005-08	Kent State	Wide Receivers
2002-04	Appalachian State	Wide Receivers
2001	Sacred Heart	Wide Receivers

Assistant Coaches

Outlook

Coaches

Players

Opponents

2008 Review

History

Records

University

Paul Nichols Defensive Pass Coordinator/ Safeties Coach



Paul Nichols is in his first season as the Rockets' defensive pass coordinator/safeties coach. Nichols served as an assistant at Marshall University for the last three seasons and also served as a graduate assistant at Ohio State from 2004-05.

"Paul Nichols is a young, ambitious coach with tremendous knowledge of the types of defensive schemes we will be using here," said Beckman. "He has a great background and experience with winning programs. He will be a great addition to our staff."

At Marshall, Nichols coached All-Conference USA safety Curtis Keyes (2006) and All-Freshman cornerback Zearrick Matthews (2006). He also tutored DeQuan Bembry, a Conference USA All-Freshman and Freshman All-America selection, at cornerback (2008).

Prior to his tenure at Marshall, Nichols completed two seasons as a graduate assistant at Ohio State from 2004-05 where he assisted with the defensive backs and defensive line. He worked in the 2004 Alamo Bowl victory over Oklahoma State and the 2006 Fiesta Bowl victory over Notre Dame.

A native of Dunwoody, GA, Nichols graduated from Davidson College with bachelor's degrees in political science and history in 2003. While at Davidson, Nichols set school records for career passing yards (5,822), completions (465) and touchdown passes (51), and compiled a 22-6 record as a starting quarterback, which stands as the best mark in program history. As a sophomore in 2000, Nichols led the Wildcat squad to a perfect 10-0 record, marking the school's first undefeated season in history.

Nichols was first-team All-Pioneer League and first-team Pioneer League All-Academic selection as a senior, and was named honorable mention All-America by *Don Hansen's Football Gazette*. In his senior season, he ranked among the top 25 in the nation in both passing efficiency rating (136.49) and yards passing per game (218.9).

Nichols is married to the former Lauran Lightmas of Atlanta, GA, a 2004 Davidson College graduate.

Paul Nichols

Age: 28 (born Jan. 25, 1981)
Hometown: Dunwoody, GA
Alma Mater: Davidson '03
Coaching Experience:
 2009 Toledo Defensive Pass Coordinator/Safeties
 2007-08 Marshall Cornerbacks
 2006 Marshall Secondary
 2005 Ohio State Graduate Assistant

Eli Rasheed Defensive Line



Eli Rasheed is in his first season as the Rockets' defensive line coach.

Rasheed spent the past five seasons as the defensive tackles coach at Florida Atlantic. Prior to that, Rasheed had a successful high school coaching career as an assistant at Venice (FL) High School and head coach at Booker (FL) High School.

"Eli comes from a great program with Coach (Howard) Schnellenberger at Florida Atlantic," said Beckman. "They built that program extremely fast. To have two bowl wins in just four seasons at Division I-A level is pretty remarkable. I had a chance to coach against Florida Atlantic when I was at Oklahoma State and I liked Eli's demeanor on the sidelines. I liked his intensity."

Rasheed grew up in Indianapolis and played defensive line at Indiana University from 1991-95, participating in bowl games in 1991 and 1993. He began his coaching career at Venice (FL) High School, working as an assistant from 1996-2000 and again from 2002-03. He helped the Indians capture the Florida 5A state, regional and district championships in 2000 and 2002. Venice also captured the 1999 District Championship, as well as 6A regional and district championships in 2003. In between his stints at Venice, Rasheed was the head coach at Booker (FL) High School, leading the Tornados to a 6-5 record in 2001.

Rasheed joined Florida Atlantic University's staff in the 2004 season, and began molding a defensive line that would eventually lead FAU to back-to-back bowl victories in 2007 and 2008. In 2007, the Owls went 8-5 and defeated Memphis in the New Orleans Bowl, 44-27. Last season, FAU posted a 7-6 record and posted a 24-21 win over Central Michigan in the Motor City Bowl.

Rasheed has coached two current NFL players and three defensive linemen in the Candian Football League.

Rasheed and his wife Caprice make their home in Toledo.

Eli Rasheed

Age: 37 (born June 12, 1972)
Hometown: Indianapolis, IN
Alma Mater: Indiana '96
Coaching Experience:
 2009 Toledo Defensive Line
 2004-08 Florida Atlantic Defensive Tackles
 2002-03 Venice (FL) High School Assistant Coach
 2001 Booker (FL) High School Head Coach
 1996-2000 Venice (FL) High School Defensive Line

Assistant Coaches

Outlook

Coaches

Players

Opponents

2008 Review

History

Records

University

Scott Satterfield

Passing Coordinator/ Quarterbacks Coach



Scott Satterfield joins the Rockets' staff in 2009 after spending both his playing and coaching career at Appalachian State. Satterfield was the Mountaineers' starting quarterback for three seasons from 1993-95, earning first-team All-Southern Conference honors as a senior after leading his team to a 12-1 record.

Satterfield began his coaching career at Appalachian State in 1998, mentoring wide receivers for one season then moving to running backs from 1999-2002. He was the quarterbacks coach from 2003-08, assuming many of the duties of an offensive coordinator, including play-calling.

Satterfield coached the top two quarterbacks in Appalachian State's history, Richie Williams and Armanti Edwards, both of whom set school records for passing, rushing yardage for quarterbacks and total offense on their way to All-America honors. Edwards, a junior, was the 2008 Walter Payton Award recipient, throwing for 2,902 yards and 30 touchdowns, and rushing for 1,169 yards and 11 TDs.

"Scott is a proven winner," said Beckman. "He has coached for three national championship teams and has coached a Walter Payton Award winner. I've known Scott for about eight years. When I was at Bowling Green, our staff got together with the offensive staffs from Appalachian State and Missouri during the spring to compare notes and exchange ideas. They ran the same spread offense at Appalachian State that we ran at Bowling Green and will be running here at Toledo. So as a coach and as a person, Scott fits in very well with what we want for our program."

Satterfield helped with the transition of Appalachian State's offense from a power-I to a spread offense in 2004. The Mountaineers' high-powered offense was a key factor in ASU winning three straight national championships from 2005-07. In those three championship seasons, the Mountaineers went 39-6, including a 34-32 win over then-No. 5 Michigan in 2007.

ASU made the FCS playoffs for the fourth straight season in 2008, falling to Richmond, 33-13, in the second round. The Mountaineers finished with an 11-3 record.

Satterfield is married to the former Beth Burleson, a star on the ASU track team in the mid-90's. They have two sons, Bryce (8) and Isaac (6), and a daughter, Alli (5).

Scott Satterfield

Age: 36 (born Dec. 21, 1972)

Hometown: Hillsborough, NC

Alma Mater: Appalachian State '96

Coaching Experience:

2009	Toledo	Passing Game Coordinator / Quarterbacks
2003-08	Appalachian State	Quarterbacks
1999-2002	Appalachian State	Running Backs
1998	Appalachian State	Wide Receivers

Rick Court

Director of Football Strength and Conditioning



Rick Court is in his first season as the Rockets' director of football strength and conditioning. Court will oversee all aspects of weight training and conditioning for the Rockets' football program.

"Coach Court brings an energy to the weight room that all programs must have," said head football coach Tim Beckman. "He has worked under championship head football coaches who know and understand the importance of strength and conditioning to the success of a program. Rick is a proven leader in the strength and conditioning field."

Court has spent the last six years on the strength and conditioning staff at Bowling Green. In September of 2008, he was promoted from assistant director of strength and conditioning to head strength and conditioning coach for the Falcons.

Court is a 2002 graduate of Michigan State, where he received a bachelor's degree in kinesiology. He also earned a master's degree in sports administration from Eastern Kentucky in 2003.

Court was an intern in the strength and conditioning program at Michigan State in 2001 and 2002, working with the hockey and football teams. He also did an internship in strength training with the Detroit Tigers.

Court is originally from Grosse Point Woods, MI. He and his wife Molly have a one-year-old daughter, Alix.

Rick Court

Age: 30 (born July 26, 1979)

Hometown: Grosse Pointe Woods, MI

Alma Mater: Michigan State '02

Experience:

2009	Toledo	Director of Football Strength and Conditioning
2008	Bowling Green	Head Strength and Conditioning Coach
2003-07	Bowling Green	Assistant Director of Strength and Conditioning

Football Support Staff

Andy Boyd

Director of High School Relations

Former Rocket free safety Andy Boyd embarks on a new challenge as the Rockets' director of high school relations. Boyd spent the last four seasons on the UT coaching staff, coaching the secondary in 2008 after guiding the outside linebackers from 2005-07.

Prior to assuming a full-time coaching position with the Rockets in 2005, Boyd spent two seasons as a graduate assistant coach at UT, working with the defense. He also served in a similar capacity as a student assistant for the Rockets in 2002.

Boyd was a four-year starter at UT from 1998-2001. He was a team captain on the 2001 team that won the MAC Championship and Motor City Bowl. He finished his career with 331 tackles and 10 interceptions. The biggest play of his career was also his very last as a collegian. Boyd broke up a potential game-tying, fourth-down pass in the end zone in the 2001 Motor City Bowl with less than a minute to play.

A native of Toledo, Boyd attended Whitmer High School



where he was a second-team all-district quarterback. He walked on at UT in 1997 and earned a scholarship in the spring of 1998.

Boyd, 30, stepped into the starting role at free safety in his fourth game as a freshman. He had 76 tackles, three interceptions and was named first-team Freshman All-America by the *Football News*. His biggest play came in the season finale against Central Michigan when he made an interception late in the game that set up the game-winning field goal in the victory that clinched the MAC West Division title for the Rockets.

As a sophomore, Boyd played most the season with shoulder and rib injuries, but still saw action in 10 games, totalling 61 tackles and three interceptions. As a junior, he tied for the team lead in tackles (95) and interceptions (3). He also made a game-saving tackle on the final play of a 31-26 win over Eastern Illinois. As a senior, Boyd had a career-high 82 tackles for the MAC champion Rockets.

A three-time selection on the MAC Academic Honor Roll, Boyd earned his bachelor's degree in environmental science from UT in 2002, and his master's degree in recreation & leisure studies from UT in 2005.

Boyd and his wife, Lori, have a son, Easton (3), and a daughter, Mara (1).

Katie DeBenedictis

Director of Football Operations

Katie DeBenedictis is in her seventh year with the Rockets' football program, and first as the director football operations. Previously she served as the football business manager.

DeBenedictis coordinates numerous aspects of the football program, including team travel, camps, player housing, community service projects, budget, special events, bowl-game operations and the Rocket Football Golf Outing. She also produces the "Rocket Report," a monthly alumni newsletter, and assists with recruiting.

DeBenedictis worked as an intern in the UT Athletic Department with senior woman administrator Kelly Andrews prior to joining the football staff full-time in August of 2003.

A native of Pittsburgh, DeBenedictis earned her bachelor's degree in sport management from Bowling Green in 2003. The former Katie Abdulovic is married to UT assistant media relations director Brian DeBenedictis. They make their home in Sylvania.



Nancy Frazier

Football Secretary

Nancy Frazier has been an employee at the University of Toledo for 24 years.

Frazier began working at the University Library in 1985. A year later, she moved to Athletics and has been there ever since.

Frazier's position began as the secretary for all sports and two associate athletic directors, but she began working strictly with the football program shortly thereafter. She has worked under five head football coaching regimes (Simrell, Saban, Pikel, Amstutz and Beckman) and handles general office operations on a daily basis. In addition, Frazier keeps the head coach's calendar, greets and provides information to office visitors, supervises office student workers, maintains recruit databases and mailings. While her top priority is to keep the head coach on track, she also performs secretarial duties for nine assistant coaches, as well.

A native of Niles, OH, Frazier earned a bachelor's degree in office administration from Kent State in 1984. She resides in Oregon with her husband, Greg, and two children, Ashley (19), a sophomore volleyball player at the University of Alabama and Kyle (14), a student at Central Catholic High School in Toledo.



Football Support Staff



Nick Eberle Graduate Assistant

Nick Eberle is in his second season as a graduate assistant coach at UT. He will primarily work with the secondary.

Eberle came to UT from Illinois Wesleyan University where he was an assistant coach working with the defensive line for the past two seasons. In 2007, the Titan defensive line led the conference in sacks, tackles for loss

and forced fumbles en route to the College Conference of Illinois and Wisconsin championship. In two seasons, Eberle had five all-conference defensive lineman.

Eberle grew up in Napoleon, OH, where he played and later coached for John Snode at Napoleon High School. Eberle spent four years as an assistant coach on the Napoleon sidelines before joining Illinois Wesleyan. Eberle is a 2001 graduate of Defiance College where he earned a bachelor's degree in integrated social studies. Eberle also holds a master's degree in sports psychology from Illinois State University.



Tom Manning Graduate Assistant

Tom Manning is in his first season as a graduate assistant with the Rockets. He will work primarily with the offense.

Manning comes to UT from Emory & Henry (VA) College, where he was the offensive line/run game coordinator from 2007-08. Prior to that, Manning served as the offensive line coach at

Massillon (OH) Jackson High School in 2006.

Manning was a two-time all-conference player at left tackle at Mount Union (OH) College. Manning, who was a team captain as a senior, helped his team win NCAA Division III national championships in 2002 and 2005. The Purple Raiders had a 59-3 record during his time on the team.

A native of Youngstown, OH, Manning was a two-time all-conference player at Ursuline High School. He made first-team all-state as a senior, and led his school to the Division IV state championship in 2000.



Anthony Peerenboom Video Coordinator

Anthony Peerenboom is in his second season as the Rockets' football video coordinator. He videotapes all Rocket games and practices, breaks down game film, produces highlight videos and also works on special technology projects for the football staff.

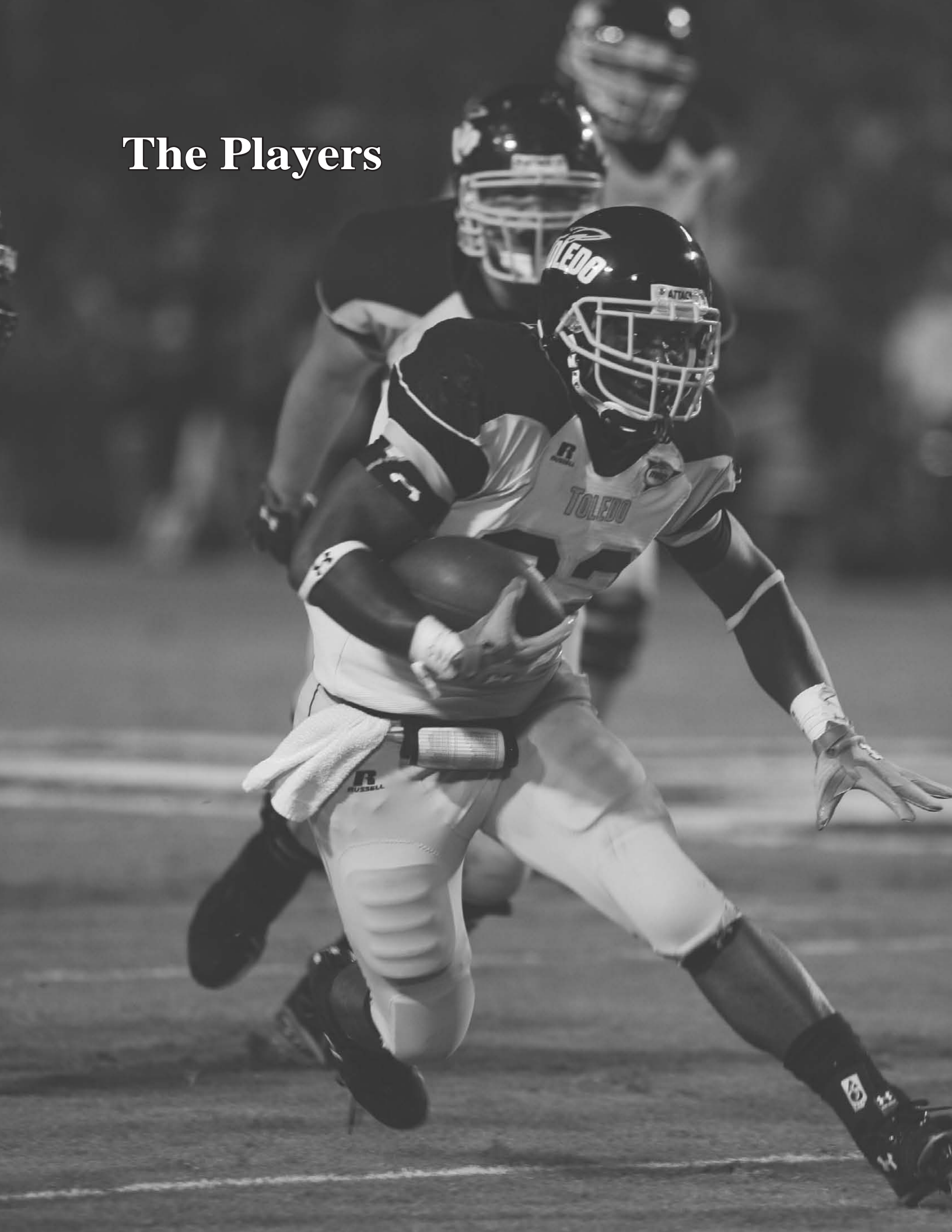
A native of Oshkosh, WI, Peerenboom graduated from Western Oregon with a degree in exercise science in 2007.

At Western Oregon, he served as a football equipment manager for two years, before becoming the director of football operations/receivers coach. He later became the video coordinator/football operations assistant at Portland State from 2006-07.

In 2008, Peerenboom earned a NACMA Gold award for electronic production for his seven-part series, "Extreme Makeover: Viking Edition." He also assisted in the production of "Camp Glanville," a 20-part reality series for Comcast Sports Northwest.

Peerenboom enjoys golf and tennis, as well as geocaching with his wife Suzanne and their two dogs.

The Players



2009 Rockets

Outlook

Coaches

Players

Opponents

2008 Review

History

Records

University



Terrell Anderson

Linebacker
6-1 • 204 • So.
Penn Hills, PA
Pittsburgh Central Catholic

49

Highlights

Listed at No. 2 at "Will" linebacker in preseason depth chart.

2008

Played in seven games as a reserve outside linebacker...Had one tackle.

High School

Led the state of Pennsylvania with 19.5 sacks as a senior...Also had 99 tackles, two forced fumbles and one blocked punt...Named first-team all-conference by the *Pittsburgh Post-Gazette* and the *Pittsburgh Tribune*...Led Pittsburgh Central Catholic to a 16-0 record, a PIAA 4A state championship and a No. 11 national ranking in *USA Today*...As a junior, made second-team all-conference, racking up 72 tackles, eight sacks and one forced fumble...Selected to play in the East-West All-Star Game.

Personal

Full name is Terrell Allen Anderson...Birthdate: Nov. 29, 1989... Father is Troy Anderson...Undecided major.



Andreas Ashwood

Defensive Back
6-1 • 190 • So.
Hillsborough, FL
Hillsborough H.S.

21

Highlights

Listed at No. 2 at left cornerback in preseason depth chart.

2008

Played in eight games, making seven tackles...One tackle for loss against CMU...Career-high three tackles vs. Arizona.

High School

Had 49 tackles as a senior...Earned first-team all-conference, first-team all-district and second-team all-county honors...Four-year letterwinner...Had 10 career interceptions.

Personal

Full name is Andreas Alonzo Ashwood...Birthdate: Nov. 11, 1989...Mother is Natalie James and father is Alonzo Ashwood... Undecided major.

Andreas Ashwood's Career Statistics

Year	G/S	UT	AT	TT	TFL	FF	Int/yds	BrUp
2008	8/0	6	1	7	1.0/-4	0	0	0
Totals	8/0	6	1	7	1.0/-4	0	0	0

Career Game Highs

Tackles: 3 (Arizona, 9-6-08)



Walter Atkins

Cornerback
6-1 • 191 • Sr.
Pompano Beach, FL
Deerfield Beach H.S.

37

Highlights

Listed at No. 1 at right cornerback in preseason depth chart.

2008

Played in four games as a reserve cornerback...Had one tackle... Missed most of the season due to injury.

2007

Played in 12 games at cornerback, starting 11...Fourth on the team with 70 tackles...Also broke up seven passes and forced one fumble...Had game-high 14 tackles in a 36-35 win over Iowa State on Sept. 22.

2006


Played in 12 games, starting four...Had 24 tackles and four passes broken up...Had season-high six tackles vs. Akron.

2005

Sat out season as a redshirt.

High School

Had 40 tackles, four interceptions and nine passes broken up as a senior...Returned two interceptions for touchdowns...High school was ranked No. 1 in the state and No. 6 in the nation in his senior year... School won state title in his sophomore season...Also played basketball and ran track.



Personal

Full name is Walter Earl Atkins, Jr. ...Birthdate: March 2, 1987... Parents are Walter and Barbara Atkins...Parents own Atkins Paving Company in Pompano Beach...Has a sister, Candice, and a brother, William...Communication major.

Walter Atkins's Career Statistics

Year	G/S	UT	AT	TT	TFL	FF	Int/yds	BrUp
2005	DNP-Redshirt							
2006	12/4	17	7	24	0	0	0	4
2007	12/11	50	20	70	3.5/-11	1	0	7
2008	4/0	1	0	1	0	0	0	0
Totals	28/15	68	27	95	3.5/-11	1	0	11

Career Game Highs

Tackles: 14 (Iowa State, 9-22-07)

2009 Rockets

Outlook

Coaches

Players

Opponents

2008 Review

History

Records

University



Robin Bailey

Wide Receiver
6-5 • 230 • Sr.
Columbus, OH
Westerville South H.S.

85

Highlights

Listed at No. 2 at wide receiver in preseason depth chart...Comes from the same high school as three of UT's top four leaders in career receptions: No. 1 Lance Moore, No. 2 Steve Odom and No. 4 Nick Moore.

2008

Played in 11 games, starting in two...Had 15 receptions and one touchdown...Career-best five receptions vs. FIU on Sept. 27...Also caught three passes at Arizona.

2007

Played in 10 games, making two receptions...Also threw one pass on a trick play that was intercepted.

2006

Played in seven games but did not catch a pass.

2005

Sat out season as a redshirt.

High School

Earned first-team all-league and second-team all-district honors as a senior...Caught 58 passes for 790 yards and 12 touchdowns...Also was an outstanding basketball player, averaging 20 points and 11 rebounds as a senior.



Personal

Full name is Robin Wayne Bailey, Jr...Birthdate: March 21, 1987... Parents are Robin and Michelle K. Bailey...Father is a medical assistant and mother is medical claims analyst...Has three sisters, LaNita, Jasmine and Whitney... Individualized studies major.

Robin Bailey's Career Statistics

Year	G/S	Rec.	Yds.	Avg.	TD	LP
2005						DNP-Redshirt
2006	7/0	0	0	0	0	None
2007	10/0	2	20	10.0	0	11-NIU
2008	11/2	15	141	9.4	1	24-Arizona
Totals	28/2	17	161	9.5	1	24-Arizona

Career Game Highs

Receptions: 5 (Florida International, 9-27-08)
Receiving Yards: 41 (Florida International, 9-27-08)



Isaiah Ballard

Defensive Back
5-11 • 190 • So.
Toledo, OH
Rogers H.S.

45

Highlights

Listed at No. 2 at star (safety) in preseason depth chart.

2008

Played 11 games as a reserve, making eight tackles.

High School

Earned conference co-player of the year in the Toledo City League as a senior...Also earned first-team all-conference, first-team all-district and first-team Division II All-Ohio honors...Played numerous positions, including running back where he ran for 1,084 yards and 21 touchdowns as a senior...Also had 41 receptions for 380 yards...On defense, had 90 tackles, nine tackles for loss, six forced fumbles and two interceptions...As a junior, ran for 823 yards, caught 12 passes and scored 13 TDs...Had 99 tackles, seven tackles for loss and seven forced fumbles...Invited to play in the 2008 North-South All-Star Game...Ranked No. 261 in the nation at running back by ESPN.com.

Personal

Full name is Isaiah Le'Shawn Ballard...Birthdate: July 31, 1989... Mother is Victoria Vonda Ballard-McRae...Undecided major.



Joe Bates

Defensive Back
6-1 • 190 • Sr.
Oakland, CA
Skyline H.S.
Laney (CA) Community College

19

Highlights

Listed at No. 3 at free safety in preseason depth chart.

2008

Played in 10 games at cornerback, starting four...Totaled nine tackles.

Junior College

A two-year starting cornerback at Laney College in 2005 and 2006...Had three interceptions and 50 tackles as a freshman, earning honorable mention all-conference honors...Had three interceptions, 17 tackles as a sophomore...Did not play football in 2007.

High School

Rated No. 11 in the *Contra Costa Times*' "Cream of the Crop" listing (best of northern California) for the 2004 season...Second-team All-Metro choice by the *San Francisco Chronicle*, second-team All-East Bay by the *Oakland Tribune* and a first-team all-city pick...Had 80 tackles and eight interceptions.

Personal

Full name is Joseph Patrick Bates III...Birthdate: Sept. 29, 1986... Parents are Michael and Connie...Enjoys hunting and cooking... Individualized studies major.



2009 Rockets

Outlook

Coaches

Players

Opponents

2008 Review

History

Records

University



Brett Brodbeck

Placekicker
5-11 • 180 • Jr.
Brentwood, TN
Battle Ground Academy

25

Highlights

Listed at No. 2 at placekicker in preseason depth chart.

2008

Played in 11 games...Used exclusively for kickoffs...Kicked off 39 times, averaging 59.1 yards per kick...Had three tackles.

2007

Kicked off 27 times, averaging 51.7 yards per kick.

High School

Made 14-of-16 field goals in his two years as a starter...Longest field goal was 53 yards and had another of 49 yards...Made all 40 extra points...Had 32 kickoffs for touchbacks in two seasons, including 22-of-26 (88 percent) as a senior...Honor roll student and class president for three years...Preseason all-state selection as a senior...Rated the top kicker in Tennessee after his junior season by *Prokicker.com*.

Personal

Full name is Brett Daniel Brodbeck...Birthdate: April 20, 1988... He and his wife Shelby have a daughter, Rylan, who was born in May of 2009...Parents are Dan and Mindy Brodbeck...Exercise science major.



Johnnie Bush

Running Back
5-10 • 200 • So.
Cincinnati, OH
Winton Woods H.S.

29

Highlights

Listed at No. 5 at running back in preseason depth chart.

2008

Joined team as a walk-on...Did not see game action.

High School

Played football at Winton Woods High School in Cincinnati.

Personal

Full name is Johnnie Wendell Bush...Birthdate: April 10, 1988... Parents are Johnnie and Cynthia Bush...Father is an insurance manager and mother is a hairstylist...Father also played college football...Electrical engineering major.



Beau Brudzinski

Linebacker
6-1 • 228 • Sr.
Weston, FL
St. Thomas Aquinas H.S.

48

Highlights

Listed at No. 1 at "Mike" linebacker in preseason depth chart.

2008

Played in 12 games as a reserve...Had 36 tackles, 2.5 tackles for loss and one forced fumble...Had career-high nine tackles vs. Bowling Green.

2007

Played in 12 games, starting three...Had 39 tackles, three tackles for loss and one forced fumble...Had season-high eight tackles vs. Western Michigan...Also had seven tackles each vs. Kansas and Iowa State.

2006

Played in 10 games, making nine tackles.

2005

Sat out season as a red-shirt.

High School

An all-county and honorable-mention all-state selection as a senior... Registered 78 tackles, four fumble recoveries and five blocked kicks... High school was state runner-up in Division 5A...Ran second-fastest pro shuttle time in Nike Camp history...Set a school record with four takeaways in one game...Team captain.

Personal

Full name is Beau Alexander Brudzinski...Birthdate: Aug. 11, 1986...Parents are Bob and Susan Brudzinski...Father played in the NFL for 13 seasons, four with the L.A. Rams and nine with the Miami Dolphins...Father is currently a restaurant owner and mother is an interior designer...Has one older brother, Brandon... Finance major.



Beau Brudzinski's Career Statistics

Year	G/S	UT	AT	TT	TFL	Sack	FF	QBH	Int.
2005					DNP-Redshirt				
2006	10/0	5	4	9	0	0	0	0	0
2007	12/3	20	19	39	3.0/-9	0	1	0	0
2008	12/0	20	16	36	2.5/-7	0	1	0	0
Totals	34/3	45	39	84	5.5 (-16)	0	2	0	0

Career Game Highs

Tackles: 9 (Bowling Green, 11-28-08)

2009 Rockets

Outlook

Coaches

Players

Opponents

2008 Review

History

Records

University



Tom Burzine

Tight End
6-4 • 255 • Sr.
Bohemia, NY
Connetquot H.S.

81

Highlights

Listed at No. 1 at tight end in preseason depth chart.

2008

Played in 12 games, starting 10...Caught seven passes for 77 yards...Twice had a career-high two receptions (vs. Arizona and Fresno State).

2007

Played in 11 games, catching one pass.

2006

Played in 11 games...Mostly used as a blocker...Did not catch a pass.

2005

Sat out season as a red-shirt.

High School

Caught 29 passes for 412 yards and four touchdowns as a senior...Earned all-county and all-league honors in both junior and senior seasons...Selected to play in the Heroes Bowl (Long Island vs. New York City)...Caught 36 passes for 506 yards and six TDs as a junior...Averaged 18 points, 10 rebounds and four blocks on the basketball team as a senior.



Personal

Full name is Thomas Gregory Burzine...Birthdate: Nov. 23, 1986...Parents are Gregg Burzine and Linda Bass...Father is a director for the New York Fire Department and mother is a loan officer...Has two brothers, R.J. and Jack, and two sisters, Kerri and Lindsay...Education major.

Tom Burzine's Career Statistics

Year	G/S	Rec.	Yds.	Avg.	TD	LP
2005						DNP-Redshirt
2006	11/0	0	0	0	0	None
2007	11/0	1	11	11.0	0	11-NIU
2008	12/10	7	77	11.0	0	18-Arizona
Totals	34/10	8	88	11.0	0	18-Arizona

Career Game Highs

Receptions: 2 (Twice, last vs. Fresno State, 9-20-08)

Receiving Yards: 30 (Arizona, 9-6-08)



Bill Claus

Punter
6-0 • 187 • So.
Perrysburg, OH
Toledo St. John's H.S.

2

Highlights

Listed at No. 1 at punter in preseason depth chart.

2008

Won punter job as a walk-on...Punted 49 times, averaging 38.8 average yards per punt...Had a long punt of 62 yards vs. Michigan.

2007

Sat out the season as a redshirt.

High School

First-team All-Ohio punter senior year with a 43.4 yard average...All-city academic award senior year...Honorable mention All-Ohio junior year...Averaged 40.1 yards per punt as a junior.

Personal

Full name is William Bernard Claus...Birthdate: June 9, 1988...Parents are Janet and Michael Claus...Pre-business major.



Nate Cole

Offensive Line
6-2 • 305 • Jr.
Trotwood, OH
Madison H.S.

65

Highlights

Listed at No. 1 at right guard in preseason depth chart.

2008

Started in seven games, five at center and two at guard...Missed the second half the season due to injury...Moved from the defensive line during the off-season.

2007

Played in seven games at defensive tackle, making nine tackles.

2006

Sat out the season as a redshirt.

High School

First-team all-league and All-Southwest District honoree...75 tackles and 7.5 sacks as a senior...38 tackles and five sacks, earning first-team all-conference honors as a junior...Rated as the No. 9 defensive tackle prospect in the Midwest and No. 83 nationally by Scout.com...Nominated for both the Ohio North-South All-Star Game and the Big 33 Game (Ohio vs. Pennsylvania).

Personal

Full name is Nathan Jerry Lamar Cole...Birthdate: Jan. 13, 1988...Parents are James Millhouse and Tinita Cole...Mother is a nurse...Has a younger brother, Jonathan...Enjoys fishing...Worked in construction during the summers...Communication major.

2009 Rockets

Outlook

Coaches

Players

Opponents

2008 Review

History

Records

University



Barry Church

Safety

6-2 • 219 • Sr.
Pittsburgh, PA
Penn Hills H.S.

8

*** All-America Candidate ***

Bronco Nagurski Award Candidate

Jim Thorpe Award Candidate

2006, 2007, 2008 First-Team All-MAC

Highlights

Listed at No. 1 at star (safety) in preseason depth chart...Candidate for Jim Thorpe Award as the nation's top defensive back and Bronco Nagurski Award as the nation's top defensive player...Named third-team preseason All-America by *Phil Steele's College Football Preview*...Has a chance to become just the second player in UT history to earn first-team All-MAC honors in four consecutive seasons...The first was Nick Kaczur, now a starting offensive lineman with the New England Patriots.

2008

First-team All-MAC for the third straight year...Second on team and 15th in MAC with 7.8 tackles per game...Led team with six passes broken up and three forced fumbles...10 tackles, one TFL and one forced fumble vs. Miami...10 tackles and only interception of the season vs. WMU...Nine tackles and one TFL in 13-10 win over Michigan...10 tackles, one forced fumble, one TFL and one pass broken up vs. Fresno State...Led team with 10 tackles vs. EMU...Tied for team lead with seven tackles vs. Arizona.

2007

First-team All-MAC for the second straight year...Third on team and tied for 18th in MAC with 92 tackles...Also second on team with 6.0 tackles for loss...Tied for team lead with three interceptions and had four pass breakups...Led team with a career-high 19 tackles, including three tackles-for-loss, vs. Iowa State...His 19 stops were the most by a Rocket since Tom Ward had 22 stops vs. Ball State in 2002, and the 12th-most in the country that season...Led team with 13 tackles vs. WMU...Also had an interception vs. WMU...Named No. 20 strong safety in the nation by *Phil Steele's College Football* magazine.

2006

First-team All-MAC...Named second-team Freshman All-America by *The Sporting News* and by *Scout.com*...Placed third in balloting for MAC Freshman of the Year...Led Rockets with four interceptions...Ran back two picks for touchdowns, tying a school record...Second on team with 71 tackles...Led team with 10 tackles in Iowa State and WMU games...Ran back an interception 84 yards for a fourth-quarter TD in 37-31 2OT win over Kansas...Also recovered a KU fumble in the second OT...Ran back a 31-

yard INT vs. Bowling Green...Had an interception and two pass breakups against Akron.

High School

Named to the *Pittsburgh Tribune-Review's* "Terrific 25" team and second-team all-state Class AAAA as a safety as a senior...Named the No. 42 safety in the country by *Rivals.com*...Also earned first-team Western Pennsylvania Interscholastic Athletic League-East honors, and was selected to play in the Big 33 Game (Ohio vs. Pennsylvania)...As a senior he had 80 tackles, nine sacks and four interceptions...As a junior, he had 50 tackles and three interceptions...Also played wide receiver, catching 30 passes for 670 yards and four TDs as a senior...A triple jumper on the track team and ran a 4.47 at the Metro Index camp.

Personal

Full name is Barry Michael Church...Birthdate: Feb. 11, 1988...Parents are Barry Church, Sr. and Denise Church...Father is a health insurance manager...Has an older sister, Brandi...Communication major.



Barry Church's Career Statistics

Year	G/S	UT	AT	TT	TFL	FF	Int/yds	BrUp
2006	12/12	40	31	71	6.0/-16	1	4/127	6
2007	12/12	47	45	92	6.0/-18	1	3/20	4
2008	12/12	57	36	93	5.5/-13	3	1/19	6
Totals	36/36	144	112	256	17.5/-47	5	8/166	16

Career Game Highs

Tackles: 19 (Iowa State, 9-22-07)

Tackles for Loss: 3.0 (Iowa State, 9-22-07)

Interceptions: 1 (Eight times)

2009 Rockets

Outlook

Coaches

Players

Opponents

2008 Review

History

Records

University



DaJuane Collins

Running Back

5-10 • 211 • Sr.

Westville, NJ

Deptford H.S.

22

*** 2008 Third-Team All-MAC***

Highlights

Listed at No. 1 at running back in preseason depth chart.

2008

Named third-team All-MAC...Eighth in MAC with 70.0 yards per game...Missed two games and parts of others due to injuries...Rushed for a career-best 168 yards and two TDs vs. EMU...Gained 138 yards and scored two TDs on just 15 carries vs. Fresno State.

2007

Rushed for 636 yards and seven touchdowns with a team-best 6.4 yards per carry...Twice had over 100 yards in a game, including a season-high 132 yards vs. Northern Illinois...Also caught 11 passes for 69 yards.

DaJuane Collins' Career Rushing By Game

2006

Opponent	Att.	Yds	Avg	TD	LP
at Iowa State			DNP		
at Western Michigan	0	0	0.0	0	0
Kansas			DNP		
McNeese State	8	91	11.4	2	31
Pittsburgh	6	11	1.8	0	10
Central Michigan	3	8	2.7	0	5
Kent State	7	45	6.4	0	18
Eastern Michigan	5	34	6.8	0	10
Akron	5	14	2.8	1	5
N. Illinois	1	4	4.0	0	4
Ball State	9	48	5.3	0	15
Bowling Green	3	6	2.0	0	4

2007

Opponent	Att.	Yds	Avg	TD	LP
Purdue	10	70	7.0	1	35
at Central Michigan	3	4	1.3	0	3
at Kansas	14	102	7.3	1	38
Iowa State	0	0	0.0	0	0
WMU	9	51	5.7	0	10
Liberty	15	86	5.7	1	18
at Buffalo	10	37	3.7	0	13
Ohio	5	22	4.4	1	16
Northern Illinois	15	132	8.8	1	53
Eastern Michigan	9	79	8.8	2	44
at Ball State	5	46	9.2	0	23
at Bowling Green	2	6	3.0	0	3

2008

Opponent	Att.	Yds	Avg	TD	LP
at Arizona	10	54	5.4	0	21
at Eastern Michigan	19	168	8.8	2	49
Fresno State	15	138	9.2	2	35
Florida International			DNP-Injured		
Ball State	6	11	1.8	0	6
at Michigan	10	65	6.5	0	24
at Northern Illinois	7	27	3.9	0	9
Central Michigan	19	94	4.9	1	35
at Akron	14	51	3.6	0	11
at WMU	16	68	4.2	0	24
Miami			DNP-Injured		
Bowling Green	11	24	2.2	0	6

2006

Tied for third on the team with 261 rushing yards...Led team with 5.6 yards per carry average...Best game was a 91-yard, two-TD performance vs. McNeese State...Caught six passes for 53 yards.

2005

Sat out season as a redshirt.

High School

Ran for 1,841 yards and 19 TDs as a senior...Led Deptford to its second straight South Jersey Group 3 title...Named the No. 50 running back in the country by *Rivals.com*...Reportedly had offers from more than 50 schools...Also played defensive back...Had 62 tackles and five interceptions...Earned area "Defensive Player of the Year" honors by the *Philadelphia Inquirer*...On offense, earned all-county, All-South Jersey and second-team all-state honors...Named New Jersey MVP at Governor's Bowl (New York vs. New Jersey all-star game) after rushing for 125 yards on 10 carries...As a junior, rushed for 1,071 yards and nine TDs...A top wrestler who was a state qualifier as a junior and senior.

Personal

Full name is DaJuane Howard Collins...Birthdate: May 30, 1987...Parents are Dwayne and Loretta Collins...Father is a sheriff and mother is a customer service representative...Has a brother, Dwayne, a stepbrother, Harold, and a stepsister, Nicole...Communication major.



DaJuane Collins' Career Statistics

Year	G/S	Att.	Yds.	Avg.	TD	LP
2005						DNP-Redshirt
2006	10/0	47	261	5.6	3	31-McNeese St.
2007	12/0	99	636	6.4	7	53-N. Illinois
2008	10/8	127	700	5.5	5	49-EMU
Totals	32/8	273	1597	5.8	15	53-N. Illinois

Career Game Highs

Rushing Yards: 168 (Eastern Michigan, 9-13-08)
Rushing Touchdowns: 2 (Four times, last vs. Fresno, 9-20-08)
Receptions: 2 (Four times, last vs. Ohio, 10-20-07)

2009 Rockets

Outlook

Coaches

Players

Opponents

2008 Review

History

Records

University



Skylaar Constant

Defensive Line
6-4 • 285 • Sr.
Bedford, OH
Bedford H.S.

89

Highlights

Listed at No. 2 at defensive tackle in preseason depth chart.

2008

Led Rocket linemen with 56 tackles...Added 2.5 TFL and one sack...Career-high 10 tackles vs. CMU...Started all 12 games at defensive tackle.

2007

Played in 11 games, starting seven...Had 33 tackles, three tackles for loss, one sack and one forced fumble...Had season-best seven tackles vs. Ball State.



2006

Played in 12 games, starting final three contests...Had 15 tackles, one sack and one forced fumble...Had season-best four tackles in season finale vs. Bowling Green.

High School

Earned All-Lake Erie League, all-county, first-team All-Northeast Inland District and first-team All-Ohio Division II honors as a senior...Had 78 tackles and nine sacks...15 receptions, 225 yards and three TDs as a tight end...Ranked No. 60 in the state in *Rivals.com* "Top 60"...Selected to compete in Ohio's North-South All-Star Football Game...Also played basketball for Bedford.

Personal

Full name is Skylaar Ward Constant...Birthdate: Aug. 24, 1988...Parents are Melvin Constant and Carol Landon...Has an older sister, Candice, and a younger brother, Josh...Individualized studies major.

Skylaar Constant's Career Statistics

Year	G/S	UT	AT	TT	TFL	Sack	OBH	FF
2006	12/3	5	10	15	1.0 (-8)	1.0 (-8)	0	1
2007	11/7	16	17	33	3.0 (-7)	1.0 (-5)	0	1
2008	12/12	20	36	56	2.5 (-12)	1.0 (-8)	1	0
Totals	35/22	41	63	104	6.5 (-27)	3.0 (-21)	1	2

Career Highs

Tackles: 10 (Central Michigan, 10-25-08)

Tackles For Loss: 1.0 (Seven times)



Tim Cortazzo

Wide Receiver
6-1 • 180 • So.
Irwin, PA
Penn Trafford H.S.

80

Highlights

Listed at No. 2 at wide receiver in preseason depth chart.

2008

Played in three games but did not make a reception...Started against Akron.

2007

Sat out season as a redshirt.

High School

Named to the Big 33-PA squad and the *Prep Star Magazine* All-Region team as a senior...Made the *Pittsburgh Post-Gazette* "Fab 22" squad, the *Pittsburgh Tribune-Review* "Terrific 25" team, the East Elite 30 All-Star team and WPIAL Class 4-A All-Star squad in both his junior and senior seasons...Team MVP for three consecutive seasons...Gained over 1,800 yards and scored 22 TDs on 90 receptions in three seasons...Ranked as the No. 134 wide receiver in the nation by *ESPN.com*...Also played hockey and baseball in high school.

Personal

Full name is Timothy Pasquale Cortazzo...Birthdate: Dec. 6, 1988...Parents are Tim and Lisa Cortazzo...Father is a football coach...Exercise science major.



Jimmy Davidson

Wide Receiver
6-4 • 210 • Fr. (R)
Findlay, OH
Findlay H.S.

26

Highlights

Listed at No. 3 at wide receiver in preseason depth chart.

2008

Sat out season as a redshirt.

High School

First-team all-district and honorable mention all-state as a senior...Named league's "Defensive Back of the Year"...Had 33 receptions for 447 yards and six touchdowns...Added five interceptions on defense...Also returned kickoffs and punts...As a junior made first-team all-conference and second-team all-district...Had 64 receptions for 782 yards and six TDs.

Personal

Full name is James Robert Davidson...Birthdate: Dec. 1, 1989...Parents are Jim and Wendy Davidson...Father is a surgeon, mother is a nurse...Father, uncle and grandfather all played football at Ohio State...Has one younger sister and one younger brother...Pre-marketing major.

2009 Rockets

Outlook

Coaches

Players

Opponents

2008 Review

History

Records

University



Jared DeWalt

Offensive Line

6-4 • 318 • Sr.

Lyndhurst, OH

Brush H.S.

68

*** All-MAC Candidate ***

Highlights


Listed at No. 1 at right tackle in preseason depth chart.

2008

Played in 10 games at left guard, starting nine... Part of an offensive line that gave up just 16 sacks, tied for 24th-best in the nation and tied for third-best in the MAC.

2007

Played in 11 games at right tackle, starting all 11...Part of an offensive line that allowed just 16 sacks, tied for 19th in the nation and second in the MAC...Toledo's offense also ranked No. 2 in scoring (32.9), No. 1 in total offense (448.4) and No. 1 in rushing (209.2) in the MAC.



2006

Played in eight games at right guard, starting all eight...Part of an offensive line that helped the offense average 224 yards rushing in final three games...Only the second true freshman to start on the offensive line for the Rockets since 1978; the other player was Nick Kaczur, who started for UT from 2001-04 and is currently the starting right tackle for the New England Patriots.

High School

Rated as the No. 60 offensive guard in the country and No. 42 prospect in the state by *Rivals.com*...First-team All-Western Reserve Conference, first-team All Northeast Ohio-Inland and Division I All-Ohio as a defensive lineman as a senior...Selected to play in Ohio's North-South All-Star Game...Team captain and team MVP as a senior...Helped lead his team to its first playoff appearance in school history.

Personal

Full name is Jared Alan DeWalt...Birthdate: June 2, 1988...Mother is Deborah DeWalt...Mother is a nurse...Has an older brother, Ian...Individualized studies major.



Archie Donald

Linebacker

6-2 • 235 • Jr.

Pittsburgh, PA

Penn Hills H.S.

42

*** All-MAC Candidate ***

Highlights

Listed at No. 1 at "Will" linebacker in preseason depth chart.

2008

Led team and ranked tied for second in MAC with 119 tackles (9.9 per game)...Led team or shared team-high in tackles in eight of last nine games...Set career-high tackles in consecutive weeks vs. Miami (13) and Bowling Green (17) to close out the season... Team-high eight tackles at Akron...Team-high 12 tackles vs. CMU... Game-high 12 tackles in 13-10 win over Michigan...Intercepted two passes against Eastern Michigan...Tied for team lead with career-high 10 tackles vs. Ball State...Nine tackles vs. Fresno State...Shared team-high with eight tackles vs. FIU...Game-high 11 tackles vs. NIU.

2007

Sat out the 2007 season for academic reasons... Redshirted and retained sophomore eligibility.

2006

Played in 12 games, starting six...Had 43 tackles, including 5.5 tackles for loss and 3.5 sacks...Had season-high seven tackles at Western Michigan.



High School

First-team selection in Western Pennsylvania Interscholastic Athletic League...Had 102 tackles as a senior...Named first-team All-AAAA by both the *Pittsburgh Post-Gazette* and *Pittsburgh Tribune-Review* in both his junior and senior campaigns...Selected to play in the Big 33 game (Ohio vs. Pennsylvania).

Personal

Full name is Archie William Donald III...Birthdate: April 11, 1988...Parents are Anita and Archie Donald...Has five sisters and one brother...Individualized studies major.

Archie Donald's Career Statistics

Year	G/S	UT	AT	TT	TFL	Sack	FF	Int/Yds	BrUp
2006	12/6	14	29	43	5.5/-23	3.5 (-20)	0	0	0
2007					DNP-Redshirt				
2008	12/12	59	60	119	5.0/-23	0	1	2/28	0
Totals	24/18	73	89	162	10.5/-46	3.5 (-20)	1	2/28	0

Career Game Highs

Tackles: 17 (Bowling Green, 11-28-08)

Interceptions: 2 (Eastern Michigan, 9-13-08)



2009 Rockets

Outlook

Coaches

Players

Opponents

2008 Review

History

Records

University



Chris Faison

Safety
6-1 • 176 • Sr.
Bloomfield Hills, MI
Lahser H.S.

20

Highlights

Listed at No. 3 at strong safety in preseason depth chart.

2008

Played in 10 games, making eight tackles...Career-best four tackles vs. Akron.

2007

Sat out the season due to injury.

2006

Played in one game...Did not record any tackles.

2005

Sat out season as a redshirt.

High School

Listed at No. 48 on the *Detroit News* "Blue Chip" list...Had 47 tackles and two interceptions as a senior...Earned first-team Division III all-state honors...Also was named all-league and all-county in both his senior and junior seasons...Qualified for the national high school track championship with a 6-9 performance in the high jump.

Personal

Full name is Christopher Ian Faison...Birthdate: Oct. 8, 1986...Parents are E. Kelvin Faison and Louise Mullen...Father is an engineering analyst...Finance major.



Fadi Farha

Offensive Lineman
6-4 • 290 • Fr. (R)
Ypsilanti, MI
Ann Arbor Pioneer H.S.

79

Highlights

Listed at No. 3 at right guard in preseason depth chart.

2008

Sat out season as a redshirt.

High School

Started all 20 games at left tackle as a junior and senior...Made first-team all-conference and first-team all-area as a senior, and first-team all-conference as a junior...Named honorable mention all-state by the *Detroit News*, and was No. 27 on their "Blue Chip" list...Ranked No. 44 on the *Detroit Free Press* "Top 50" list.

Personal

Full name is Fadi Odeh Farha...Birthdate: July 14, 1990...Parents are Odeh and Manal Farha...Has five sisters and two brothers...Undecided major.



Danny Farr

Offensive Lineman
6-5 • 285 • Fr. (R)
Evanston, IL
Evanston Township H.S.

71

Highlights

Listed at No. 2 at left tackle in preseason depth chart.

2008

Sat out season as a redshirt.

High School

Rated as the No. 27 player in the state of Illinois by [Rivals.com](#), the No. 33 defensive tackle in the nation by [Scout.com](#) and the No. 19 player in the Chicago area by the *Chicago Tribune*...Three-year starter and a two-time team captain...All-conference basketball player.

Personal

Full name is Daniel Sullivan Farr...Birthdate: Jan. 2, 1990...Parents are Daniel Farr and Debora Clark...Has three sisters...Has worked as a caddy...Undecided major.



Matt Fought

Tight End
6-4 • 242 • Jr.
Ottawa, OH
Ottawa-Glandorf H.S.

82

Highlights

Listed at No. 2 at tight end in preseason depth chart.

2008

Played in nine games with no receptions.

2007

Played in seven games with no receptions.

2006

Sat out season as a redshirt.

High School

Earned all-league honors at both tight end and linebacker as a senior...Earned all-district and first-team Division IV All-Ohio honors as a linebacker...Caught 33 passes for 583 yards and eight touchdowns as a senior...Had 128 tackles, 19 sacks and two forced fumbles at linebacker...Caught 34 passes for 501 yards and seven TDs as a junior...Key player for the 2004 Division II state basketball champs.

Personal

Full name is Matthew Henry Adam Fought...Birthdate: March 20, 1987...Parents are Jack and Ana Fought...Has an older brother, Dana, and a younger sister, Elissa...Marketing major.

2009 Rockets

Outlook

Coaches

Players

Opponents

2008 Review

History

Records

University



Buster Garrett

Center
6-3 • 286 • Sr.
Ponte Vedra Beach, FL
Nease H.S.

50

Highlights

Listed at No. 2 at center in preseason depth chart.

2008

Played in nine games, starting seven...Missed three games due to injury.

2007

Played in 10 games, starting seven...Started in final six games of the season...Part of an offensive line that allowed just 16 sacks, tied for 19th in the nation and second in the MAC...Toledo's offense also ranked No. 2 in scoring (32.9), No. 1 in total offense (448.4) and No. 1 in rushing (209.2) in the MAC.

2006

Played in one game as a backup center.

2005

Sat out season as a redshirt.

High School

Earned all-county honors and was named team's "Lineman of the Year" as a senior...Had a school-record 32 "pancakes" and allowed just one sack...Was center for Tim Tebow, who won the Heisman Trophy at Florida in 2007...Represented the U.S. at the NFL Global Junior Championships during the week of Super Bowl XXXIX...Also played in the Florida Shrine Bowl.

Personal

Full name is Buster James Garrett...Birthdate: Aug. 9, 1986...Parents are John and DiAnne Williams...Has an older brother, Rusty, and an older sister, Alisa...Individualized studies major.



Sam Gaymon

Wide Receiver
6-3 • 200 • Fr. (R)
Redford, MI
Detroit Renaissance H.S.

84

Highlights

Listed at No. 2 at wide receiver in preseason depth chart.

2008

Sat out season as a redshirt.

High School

Made *Detroit News* first-team all-city team as a senior captain... Caught 25 passes for 517 yards and eight TDs...Three-star recruit by both *Rivals.com* and *Scout.com*...Ranked No. 49 on the *Detroit Free Press*' Fab 50 list, the No. 12 player in Michigan by *Scout.com*, and the No. 19 player in Michigan by *Rivals.com*...*Rivals* also listed him as the No. 93 wide receiver in the nation...As a junior, he made honorable mention all-city with 18 receptions for 310 yards and three scores...Team captain of the basketball team.

Personal

Full name is Samuel Joseph Gaymon III...Birthdate: July 24, 1990...Parents are Samuel Gaymon II and Tracilla Gaymon...Mechanical engineering major.



Jan Gewont

Offensive Line
6-6 • 300 • So.
Palos Heights, IL
Stagg H.S.

76

Highlights

Listed at No. 3 at right tackle in preseason depth chart.

2008

Played in 11 games, starting one at right tackle.

2007

Started season as team's starting right tackle...Was injured in season opener and missed the remainder of the season...Received an injury hardship exemption and retained his freshman eligibility.

2006

Sat out season as a redshirt.

High School

Rated as the No. 24 prospect in Illinois by *Rivals.com*...Named the Class 8A all-state team by the Illinois High School Coaches Association...Named first-team all-conference and first-team all-area...Wrestled and competed in throws for the track team.

Personal

Full name is Jan Gewont...Birthdate: Nov. 1, 1987...Parents are Jan and Maria Gewont...Father is a mechanic...Has two older brothers, Rich and Bart, and a younger sister, Cathy...Marketing major.



Maurice Hill

Defensive Line
6-2 • 286 • Sr.
Bolingbrook, IL
Bolingbrook H.S.

98

Highlights

Listed at No. 2 at right defensive tackle in preseason depth chart.

2008

Played in 12 games, starting five...Had 15 tackles and four tackles for loss.

2007

Played in 12 games, starting nine...Totaled 27 tackles and three tackles for loss...Had at least one tackle in all but one game.

2006

Played in nine games, starting four...Recorded 10 tackles and 2.0 tackles for loss.

High School

Made all-area and all-conference as a senior...Had 65 tackles and 10 sacks...Blocked two kicks in one game...Had 80 tackles and eight sacks, making honorable mention all-conference as a junior.

Personal

Full name is Maurice Kennard Hill...Birthdate: Aug. 8, 1988... Mother is Constance Hill...Marketing major.



Maurice Hill's Career Statistics

Year	G/S	UT	AT	TT	TFL	Sack	QBH	FF
2006	9/4	3	7	10	2.0/-7	1.0/-6	0	0
2007	12/9	11	16	27	3.0/-9	0	1	2
2008	12/5	5	10	15	4.0/-6	0	0	0
Totals	33/18	19	33	52	9.0/-22	1.0/-6	1	2

Career Highs

Tackles: 6 (Purdue, 9-1-07)

Tackles For Loss: 1.0 (Nine times, last vs. CMU, 10-25-08)



Alex Johnson

Defensive Line
6-2 • 244 • Jr.
Lansdale, PA
North Penn H.S.

40

Highlights

Listed at No. 1 at defensive end in preseason depth chart.

2008

Played in 10 games as a reserve, making eight tackles.

2007

Played in 11 games, starting final eight of the season...Fourth on team with 4.5 tackles for loss...Sixth on team and first among line-men with 51 tackles...Had career-high nine tackles vs. WMU.

2006

Sat out season as a redshirt.

High School

Named first-team All-Southeast PA by the *Philadelphia Inquirer*, second-team Class AAAA all-state by the *Associated Press* and first-team all-conference...First-team all-state selection by the *Pennsylvania Football News*...Had 124 tackles, 21 sacks and seven forced fumbles...Selected to play in the Big 33 Game (Ohio vs. Pennsylvania)...Earned all-area and all-league honors as a junior, making 88 tackles.

Personal

Full name is Alexander David Johnson...Birthdate: Dec. 13, 1987...Parents are Rick and Phyllis Johnson...Father is an operations manager and mother is a finance manager...Has an older sister, Melissa, and an older brother, Michael...Avid snowboarder... Business major.



Alex Johnson's Career Statistics

Year	G/S	UT	AT	TT	TFL	Sack	QBH	FF
2006								
2007	11/8	21	30	51	4.5/-10	1.0/-3	3	0
2008	10/0	4	4	8	1.0/-1	0	0	0
Totals	21/8	25	34	59	5.5/-11	1.0/-3	3	0

Career Highs

Tackles: 9 (Western Michigan, 9-29-07)

Tackles For Loss: 1.0 (Five times, last vs. EMU, 9-13-08)



Jerome Jones

Tight End

6-7 • 234 • So.

Youngstown, OH

Cincinnati Harmony H.S.

94

Highlights

Listed at No. 3 at tight end in preseason depth chart.

2008

Played in two games...Caught one pass.

2007

Sat out season as a redshirt.

High School

Played for Harmony Community School in Cincinnati in 2006 after previously attending Youngstown Ursuline High School...Had five receptions for 155 yards and one TD, along with 16 tackles on defense, at Harmony...After his senior season at Ursuline, was rated as the No. 32 tight end in the country by *Rivals.com* and one of the top 50 tight ends in the nation by *Fab 50* recruiting...Was a first-team all-conference and first-team All-Northeast Ohio-Inland District selection at linebacker at Ursuline...Had 53 tackles, five tackles for loss and four interceptions as a junior, two he returned for touchdowns...Also averaged 17 points and 11 rebounds for the Ursuline basketball team as a senior.

Personal

Full name is Jerome Anthony Jones...Birthdate: April 14, 1988...Parents are Larry and Lisa Jones...Special education major.



Anthony King

Safety

5-10 • 178 • Jr.

Canyon Country, CA

Canyon H.S.

35

Highlights

Listed at No. 4 at strong safety in preseason depth chart.

2008

Played in two games...Did not make a tackle.

2007

Played in 10 games at cornerback, making three tackles.

High School

Named second-team All-Valley and second-team all-area...His team was named The Gridiron Team of the Year and California State Champion...His senior year, he caught three interceptions and two interception touchdowns...On defense, he had 67 tackles...He had three fumble recoveries and two forced fumbles...Also hauled in a 25-yard reception to complete his senior year.

Personal

Full name is Anthony Andre King...Birthdate: May 15, 1989...Parents are Carlos and Sheila King...Has an older sister, Candice, and a younger brother, Carlos...Communication major.



Hank Keighley

Defensive Lineman

6-4 • 230 • So.

Dayton, OH

Kettering Alter H.S.

46

Highlights

Listed at No. 2 at defensive end in preseason depth chart.

2008

Played in 11 games...Had 17 tackles, one pass breakup...Had a career-high three tackles on three occasions.

High School

Named first-team all-state Division IV, first-team All-Southwest District, first-team all-league, district "Player of the Year" and the Greater Catholic League North "Player of the Year" as a senior...Had 61 tackles, and was credited with 22 hits behind the line of scrimmage and seven knocked down passes...As a junior, made second-team all-area, second-team all-league and special mention All-Southwest Ohio...Had 91 tackles and 19 tackles for loss...Helped his team to the state title game as a senior and to the semifinals as a junior...Honor roll student.

Personal

Full name is Henry Arthur Keighley...Birthdate: Jan. 17, 1990...Parents are John and Lori Keighley...A black belt in karate...Exercise science major.



Johnathan Lamb

Defensive Lineman

6-4 • 258 • So.

Southfield, MI

Southfield H.S.

52

Highlights

Listed at No. 3 at nose tackle in preseason depth chart.

2008

Played in six games, making one tackle.

High School

Made first-team all-area and first-team all-league as a senior...Ranked No. 42 on the *Detroit Free Press'* Fab 50 list...Team captain and team MVP...Had 56 tackles, 11 tackles for loss and six sacks as a senior...As a junior, he had 51 tackles and four sacks, making second-team all-area and first-team all-league...Also played basketball.

Personal

Full name is Johnathan Phillip Lamb...Birthdate: Feb. 6, 1990...Parents are John and Valorie Lamb...Construction engineering major.



Kevin Kowalski

Offensive Lineman
6-4 • 290 • Jr.
Macedonia, OH
Nordonia H.S.

69

All-MAC Candidate

Highlights

Listed at No. 1 at center in preseason depth chart...Selected No. 1 in the team's off-season training "draft."

2008

Started in all 12 games at right guard... Part of an offensive line that gave up just 16 sacks, tied for 24th-best in the nation and tied for third-best in the MAC.

2007

Stepped into the lineup as a true freshman in the third game of the season...Part of an offensive line that allowed just 16 sacks, tied for 19th in the nation and second in the MAC...Toledo's offense also ranked No. 2 in scoring (32.9), No. 1 in total offense (448.4) and No. 1 in rushing (209.2) in the MAC.

High School

Rated the No. 5 offensive lineman in Ohio according to *Rivals.com*, and the No. 28 center in the nation by *Scout.com*...Selected to play in the Big 33 All-Star Game (Ohio vs. Pennsylvania)... Also played as a defensive lineman for his 8-1 team, making 75 tackles and 10 sacks...First-team Division II All-Ohio pick as a senior, as well as the Summit/Portage County Defensive Player of the Year...As a junior, made second-team All-Northeast Inland District...Threw the shot and discus for the track team...Honor roll student.

Personal

Full name is Kevin Victor Kowalski...Birthdate: Jan. 2, 1989... Parents are Joe and Pat Kowalski...Education major.



A.J. Lindeman

Offensive Lineman
6-6 • 300 • Fr. (R)
Aurora, IL
Waubonsie Valley H.S.

60

Highlights

Listed at No. 2 at left guard in preseason depth chart.

2008

Sat out season as a redshirt.

High School

Named all-area and all-conference as a senior...All-conference honorable mention as a junior.

Personal

Full name is Andrew James Lindeman..Birthdate: March 18, 1990...Parents are Jim Lindeman and Amy Mesler...Has a younger sister...Construction engineering major.



Phillipkeith Manley

Offensive Lineman
6-5 • 310 • So.
Hamilton, OH
Hamilton H.S.

78

Highlights

Listed at No. 1 at left guard in preseason depth chart.

2008

Played in 10 games as a reserve offensive lineman.

High School

Rated as the No. 63 player in the state of Ohio by *Ohio High Magazine* and No. 56 guard in the nation by *ESPN.com*...Earned first-team all-league, first-team All-Butler County and honorable mention All-Southwest Ohio...Joined in the Rockets' recruiting class by teammates Damien McIntosh and Kenny Veal.

Personal

Full name is Phillipkeith Alexander Manley...Birthdate: May 7, 1990...Parents are Phillip and Annette Manley...Undecided major.



Desmond Marrow

Defensive Back
6-3 • 202 • Jr.
Youngstown, OH
Cardinal Mooney H.S.

3

Highlights

Listed at No. 4 at right cornerback in preseason depth chart...Did not participate in spring practice due to injury.

2008


Played and started in seven games at cornerback...Had 30 tackles, one forced fumble and three pass breakups...Had a career-high 10 tackles vs. Ball State...Season ended due to injury in Northern Illinois game.

2007

Sat out the season as a medical redshirt.

2006

Played in nine games at cornerback, starting one... Had 19 tackles and two pass breakups...Twice had six tackles in a game.



High School

Ohio Division IV "Co-Defensive Player of the Year"... Intercepted 10 passes as a senior, giving him 18 for his career...First-team Division IV All-Ohio, first-team all-league, first-team All-Northeast Ohio-Inland and the NEO-Inland "Defensive Player of the Year".

Personal

Full name is Desmond Joel Marrow...Birthdate: Dec. 28, 1987... Parents are Duane and Wanda Marrow...Father played football at Wisconsin...Uncle, Vince, is a former Rockets' All-MAC tight end and assistant coach, and also current head coach at Springfield High School...Communication major.

Desmond Marrow's Career Statistics

Year	G/S	UT	AT	TT	TFL	FF	Int/Yds	BrUp
2006	9/1	14	5	19	0	0	0	2
2007					DNP-Redshirt			
2008	7/7	22	8	30	0	1	0	3
Totals	16/8	36	13	49	0	1	0	5

Career Game Highs

Tackles: 10 (Twice, last time vs. Bowling Green, 10-4-08)



Colin McHugh

Long Snapper
5-11 • 205 • So.
Lakewood, OH
Rocky River Lutheran West

93

Highlights

Listed at No. 1 at long snapper in preseason depth chart.

2008

Walked on and became team's starting long snapper.

High School

Made first-team all-conference, first-team all-district and honorable mention All-Ohio as a defensive lineman in his senior season...Had 73 tackles and five sacks...As a junior made first-team all-conference, first-team all-district and second-team All-Ohio... Totalled 92 tackles and six sacks as a junior...Also wrestled and participated in track.

Personal

Full name is Colin Dwight Vincent McHugh...Birthdate: March 19, 1990...Parents are Joseph and Teresa McHugh...Father is a small business owner and mother is a pastor...An Eagle Scout... Has participated in mission trips for his church...Has two older brothers...Pre-finance major.



Damien McIntosh

Linebacker
6-3 • 222 • So.
Hamilton, OH
Hamilton H.S.

36

Highlights

Listed at No. 3 at linebacker in preseason depth chart.

2008

Played in 11 games...Had 19 tackles...Had three tackles on three difference occasions...Recovered a fumble vs. Arizona.

High School

Listed as the No. 69 inside linebacker in the nation by ESPN.com...Named first-team all-league, first-team all-county and All-Southwest Ohio honorable mention as a senior...As a junior, made second-team all-conference...Also ran track...Joined in the Rockets' recruiting class by teammates Phillipkeith Manley and Kenny Veal.

Personal

Full name is Damien Quamae McIntosh...Birthdate: Feb. 6, 1990...Parents are Kenneth and Nerissa McIntosh...Communication major.

Damien McIntosh's Career Statistics

Year	G/S	UT	AT	TT	TFL	Sack	OBH	FF
2008	11/0	6	13	19	1.0/-5	0	0	0
Totals	11/0	6	13	19	1.0/-5	0	0	0

Career Highs

Tackles: 3 (Three times, last vs. Western Michigan, 11-15-08)

2009 Rockets

Outlook

Coaches

Players

Opponents

2008 Review

History

Records

University



Chris Meenan

Offensive Line
6-7 • 334 • Jr.
Wooster, OH
Wooster H.S.

62

Highlights

Listed at No. 2 at right guard in preseason depth chart.

2008

Played in two games as offensive tackle...Starter in one game, the season opener vs. Arizona.

2007

Played in all 12 games as a backup offensive tackle.

2006

Sat out season as a redshirt.

High School

Earned second-team Division I all-state, first-team All-Ohio Cardinal Conference, first-team all-county and first-team All-Northeast Ohio-Inland District honors...Credited with 51 "pancake" blocks as a senior and graded out at 95 percent.

Personal

Full name is Christopher Anderson Meenan...Birthdate: Oct. 7, 1987...Parents are Mike and Beth Meenan...Father played football at Wisconsin... He has two uncles who played at Ohio State: Kim Anderson (1964-66) and Tom Anderson (1964)...Individualized studies major.



John Morookian

Offensive Lineman
6-5 • 291 • So.
Providence, RI
LaSalle H.S.

70

Highlights

Listed at No. 2 at right tackle in preseason depth chart.

2008

Played in 11 games as a true freshman at right tackle...Started in 10 games.

High School

Listed as the No. 30 prep school player in the nation by Rivals.com... Attended Milford Academy Prep School in New Berlin, NY in fall of 2007...Three-star recruit by both [Rivals](http://Rivals.com) and Scout.com...First-team all-state selection as a senior in high school and made all-conference as a junior...Played in the Rhode Island/Connecticut All-Star Game as a senior.

Personal

Full name is John Paul Morookian....Birthdate: Nov. 23, 1988... Parents are John and Nancy Morookian...Youngest of five children...Major is pre-business.



Danny Noble

Wide Receiver
6-5 • 236 • So.
Elyria, OH
Elyria H.S.

86

Highlights

Listed at No. 1 at wide receiver in preseason depth chart...Moved from tight end to wide receiver in the off-season.

2008

Played in seven games at tight end...Did not have a reception.

2007

Sat out season as a redshirt.

High School

Named the Lorain-Medina County "Defensive Player of the Year" by the *Cleveland Plain Dealer*...Chosen first-team All Northeast Lakes District and Division I special mention all-state...Rated as the No. 55 player in Ohio by *Ohio High Magazine*...Had 26 receptions for 506 yards and nine TDs, averaging 19.5 yards per catch...Also an outstanding defensive player, compiling 67 tackles, including 17 for loss and four sacks, as a senior...Selected to play in the North-South All-Star Game.

Personal

Full name is Danny Lee Noble, Jr...Birthdate: March 30, 1989... Father is Danny Noble, Sr...Major is undecided.



2009 Rockets



Aaron Opelt

Quarterback
6-2 • 225 • Sr.
Fremont, OH
Ross H.S.

11

*** All-MAC Candidate ***

Highlights

Listed at No. 1 at quarterback in preseason depth chart...Ranks fifth in UT history with 471 completions, seventh with 30 TD passes and eighth with 4,807 passing yards.

2008

Team co-captain...Threw for at least 200 yards five times... Completed career-best 33 passes in 50 attempts for 257 yards in 13-10 win over Michigan...Threw for 216 yards vs. CMU, which made him the 10th Rocket quarterback to throw for over 4,000 yards for a career...Threw for 265 yards and three TDs vs. Fresno State...Completed 21-of-31 passes for 170 yards and one TD vs. Arizona...Completed 8-of-18 passes with 3 TDs vs. EMU...All three TD passes vs. EMU came in the third quarter...Connected on 16-of-22 passes vs. NIU...Switched jersey number from 19 to 11 prior to the season.

2007

Threw for 1,756 yards and 12 TDs despite missing three full games and parts of two others...Did not play against Liberty (Oct. 6), Buffalo (Oct. 13) and Bowling Green (Nov. 23)...Came out of the Ball State game on Nov. 13 in the fourth quarter with an injury... Had streak of 118 straight passes without an interception snapped at BSU...Had a career day in a 70-21 win over NIU on Oct. 27, hitting 22-of-28 passes for a career-high 387 yards and career-best four TDs...The 387 yards is the fourth-highest total in school history...Also ran for a TD vs. the Huskies...Followed that up with 276 yards and two TDs on 17-of-29 vs. EMU on Nov. 3...Returned to action vs. Ohio on Oct. 20, completing 19-for-39 passes for 204 yards and 1 TD...Threw for 334 yards and 2 TDs at CMU on Sept. 8...Had another 74-yard TD strike called back for holding...Caught a 21-yard TD pass from WR Nick Moore vs. Kansas on Sept. 15... Third on team with 91 yards rushing.

2006

Played in nine games as a true freshman, starting six...First true freshman to start at QB for the Rockets since A.J. Sager in 1983...52

Aaron Opelt's Career Statistics

Year	G/S	Att.	Comp.	Pct.	Yds.	TD	Int.
2006	9/6	188	102	54.3	875	6	5
2007	9/9	249	144	57.8	1756	12	7
2008	12/12	376	225	59.8	2176	12	7
Totals	30/27	813	471	57.9	4807	30	19

Career Highs

Attempts: 52 (Central Michigan, 10-7-06)
Completions: 33 (Michigan, 10-11-08)
Passing Yards: 387 (Northern Illinois, 10-27-07)
Touchdowns: 4 (Northern Illinois, 10-27-07)
Rushing Yards: 76 (Bowling Green, 11-21-06)
Long Run: 46 (Bowling Green, 11-21-06)

pass attempts vs. CMU ranks tied for fourth for most attempts by a Rocket QB...31 completions vs. CMU ranks tied for fourth...Ran for 261 yards and four TDs on 80 carries, including career-high 76 yards vs. Bowling Green...Had a 46-yard run vs. the Falcons.



High School

Northwest District Offensive Player of the Year...Made Division I first-team All-Ohio...Scout.com ranked him as the third-best quarterback in Ohio and the 14th-best in the Midwest...Threw for 2,148 yards and 16 TDs while rushing for 600 yards as a senior...Passed for 4,521 yards and threw 29 TDs in his career...Considered a top baseball prospect, hitting .411 and earning AP second-team All-Ohio honors as a junior.

Personal

Full name is Aaron Jeffrey Opelt...Birthdate: April 15, 1988...Parents are Jeff and Christine Opelt...Enjoys hunting...Active in off-season community volunteering...Organizational development major.

Aaron Opelt's Passing Statistics by Game

2006

Opponent	Att.	Comp.	Int.	Pct.	Yds.	TD
at Iowa State			DNP			
at Western Michigan			DNP			
Kansas			DNP			
McNeese State	12	6	0	50.0	65	0
at Pittsburgh	30	15	1	50.0	92	0
Central Michigan	52	31	2	59.6	288	3
at Kent State	27	16	1	59.3	135	2
at Eastern Michigan	21	12	0	57.1	100	0
Akron	16	8	0	50.0	97	0
at N. Illinois	21	8	1	38.1	49	1
Ball State	3	2	0	66.7	16	0
Bowling Green	6	4	0	66.7	33	0

2007

Opponent	Att.	Comp.	Int.	Pct.	Yds.	TD
Purdue	27	10	1	37.0	69	0
at Central Michigan	41	25	0	61.0	334	2
at Kansas	19	10	3	52.6	38	0
Iowa State	27	18	1	66.7	199	1
WMU	9	2	1	22.2	46	1
Liberty			DNP-Injured			
at Buffalo			DNP-Injured			
Ohio	39	19	0	48.7	204	1
Northern Illinois	28	22	0	78.6	387	4
Eastern Michigan	29	17	0	58.6	276	2
at Ball State	30	20	1	66.7	203	1
at Bowling Green			DNP-Injured			

2008

Opponent	Att.	Comp.	Int.	Pct.	Yds.	TD
at Arizona	31	21	0	67.7	170	1
at EMU	18	8	1	44.4	114	3
Fresno State	41	22	0	53.6	265	3
Florida International	45	26	1	57.8	177	0
Ball State	31	21	1	67.7	143	0
at Michigan	50	33	0	66.0	257	0
at Northern Illinois	22	16	0	72.7	138	0
Central Michigan	26	16	0	61.5	216	1
at Akron	35	23	1	62.2	277	3
at WMU	31	18	1	58.1	213	1
Miami	26	14	0	53.8	139	0
Bowling Green	20	7	2	35.0	67	0

2009 Rockets

Aaron Opelt in the Rocket Record Book

CAREER PASSING

PASSING YARDAGE

1. Bruce Gradkowski (2002-05)	9,225
2. Gene Swick (1972-75)	7,266
3. Ryan Huzjak (1993-96)	6,926
4. Kevin Meger (1989-92)	6,023
5. Chris Wallace (1995-98)	5,454
6. Tavares Bolden (1999-2001)	5,417
7. Chuck Ealey (1969-71)	5,275
8. Aaron Opelt (2006-pres.)	4,807
9. Jim Kelso (1980-83)	4,773
10. A.J. Sager (1983-86)	4,165

PASSING ATTEMPTS

1. Bruce Gradkowski (2002-05)	1,123
2. Ryan Huzjak (1993-96)	1,067
3. Gene Swick (1972-75)	938
4. Kevin Meger (1989-92)	892
5. Chris Wallace (1995-98)	848
6. Tavares Bolden (1999-2001)	831
7. Aaron Opelt (2006-pres.)	813
8. A.J. Sager (1983-86)	753
9. Chuck Ealey (1969-71)	697
10. Jim Kelso (1980-83)	681

PASS COMPLETIONS

1. Bruce Gradkowski (2002-05)	766
2. Ryan Huzjak (1993-96)	600
3. Gene Swick (1972-75)	556
4. Tavares Bolden (1999-2001)	498
5. Aaron Opelt (2006-pres.)	471
6. Kevin Meger (1989-92)	465
7. Chris Wallace (1995-98)	454
8. A.J. Sager (1983-86)	391
9. Chuck Ealey (1969-71)	385
10. Jim Kelso (1980-83)	354

PASS COMPLETION PERCENTAGE (Minimum 400 attempts)

1. Brian Jones (2001-02)	68.9
2. Bruce Gradkowski (2002-05)	68.2
3. Tavares Bolden (1999-2001)	59.9
4. Gene Swick (1972-75)	59.3
5. Aaron Opelt (2006-pres.)	57.9
6. Ryan Huzjak (1993-96)	56.2
7. Chuck Ealey (1969-71)	55.2
8. Chris Wallace (1995-97)	54.7
9. Mark Melfi (1987-89)	53.2
10. Kevin Meger (1989-92)	52.1

TOUCHDOWN PASSES

1. Bruce Gradkowski (2002-05)	85
2. Ryan Huzjak (1993-96)	52
3. Chuck Ealey (1969-71)	45
4. Chris Wallace (1995-97)	44
5. Gene Swick (1972-75)	43
6. Tavares Bolden (1998-2001)	34
7. Aaron Opelt (2006-pres.)	30
8. Brian Jones (2001-02)	26
9. Jim Kelso (1980-83)	24
10. Kevin Meger (1989-92)	23

SEASON PASSING

PASSES ATTEMPTED

1. Chris Wallace (1997)	433
2. Brian Jones (2002)	423
3. Chris Wallace (1998)	400
4. Bruce Gradkowski (2004)	399
5. Bruce Gradkowski (2003)	389
6. Aaron Opelt (2008)	376
7. Ryan Huzjak (1996)	332
Bruce Gradkowski (2005)	332
9. Tavares Bolden (2001)	319
10. Gene Swick (1975)	308

PASSES COMPLETED

1. Brian Jones (2002)	297
2. Bruce Gradkowski (2004)	280
3. Bruce Gradkowski (2003)	277
4. Chris Wallace (1997)	232
5. Aaron Opelt (2008)	225
6. Chris Wallace (1998)	219
7. Tavares Bolden (2001)	214
8. Bruce Gradkowski (2005)	207
9. Gene Swick (1975)	190
10. Ryan Huzjak (1996)	183

PASS COMPLETION PERCENTAGE

1. Bruce Gradkowski (2003)	71.2%
2. Brian Jones (2002)	70.2%
3. Bruce Gradkowski (2004)	70.2%
4. Tavares Bolden (2001)	67.1%
5. Lee Pete (1947)	65.2%
6. Bruce Gradkowski (2005)	62.3%
7. Gene Swick (1974)	62.0%
8. Gene Swick (1975)	61.6%
9. Aaron Opelt (2008)	59.8%
10. Ryan Huzjak (1994)	58.8%

GAME PASSING

PASSING YARDAGE

1. Bruce Gradkowski vs. Pitt (2003)	461
2. Bruce Gradkowski vs. BSU(2004)	455
3. B. Gradkowski vs. Buffalo (2003)	435
4. Aaron Opelt vs. N. Illinois (2007)	387
5. Jim Kelso vs. Wisconsin (1982)	382
6. Chuck Ealey vs. W. Michigan (1971)	381
7. Tavares Bolden vs. Ohio (2001)	374
8. Clint Cochran vs. Iowa St. (2006)	367
9. Chris Wallace vs. Miami (1997)	364
10. Gene Swick vs. CMU (1975)	364

PASSES ATTEMPTED


1. Bruce Gradkowski vs Pitt (2003)	62
2. Chris Wallace vs. Marshall (1998)	54
3. Tavares Bolden vs. Marshall (1999)	53
4. Kevin Meger vs. Purdue (1992)	52
Aaron Opelt vs. CMU (2006)	52
6. B. Gradkowski vs. Syracuse (2003)	50
Tavares Bolden vs. WMU (2000)	50
Aaron Opelt vs. Michigan(2008)	50
9. Clint Cochran vs. Iowa St. (2006)	49
10. Chris Wallace vs. E. Michigan (1997)	48

PASSES COMPLETED

1. Bruce Gradkowski vs. Pitt (2003)	49
2. Clint Cochran vs. Iowa State (2006)	39
3. Bruce Gradkowski vs. BSU (2003)	33
Kevin Meger vs. Purdue (1992)	33
Aaron Opelt vs. Michigan(2008)	33
6. B. Gradkowski vs. Syracuse (2003)	31
Tavares Bolden vs. Ohio (2001)	31
Brian Jones vs. Pittsburgh (2002)	31
Aaron Opelt vs. CMU (2006)	31

TOUCHDOWN PASSES

1. Bruce Gradkowski vs. Buff. (2003)	6
Bruce Gradkowski vs. BSU (2004)	6
3. Chris Wallace vs. BGSU (1997)	5
Chris Wallace vs. WMU (1998)	5
Bruce Gradkowski vs. UTEP (2005)	5
6. Chuck Ealey vs. Marshall (1970)	4
Chuck Ealey vs. W. Michigan (1971)	4
Tim Kubiak vs. S. Illinois (1993)	4
Chris Wallace vs. E. Michigan (1997)	4
Bruce Gradkowski vs. Miami (2004)	4
Aaron Opelt vs. N. Illinois (2007)	4



2009 Rockets

Outlook

Coaches

Players

Opponents

2008 Review

History

Records

University



David Pasquale

Wide Receiver
6-2 • 215 • Fr. (R)
Cape Coral, FL
Cape Coral H.S.

10

Highlights

Listed at No. 2 at wide receiver in preseason depth chart...Moved from quarterback during the off-season.

2008

Sat out season as a redshirt.

High School

Second-team Class 5A all-state as a "utility player"...First-team all-area as a quarterback...Named Southwest Florida "Player of the Year" by the *News-Press*...Selected to play in the FACA All-Star Game...Completed 159-of-290 passes for 1,847 yards and 14 TDs...Rushed for 629 yards on 155 carries, scoring 14 times...On defense, had 66 tackles and three interceptions...As a junior, Pasquale completed 122-of-218 passes for 1,184 yards and 10 TDs.

Personal

Full name is David Anthony Pasquale...Birthdate: Sept. 18, 1989...Parents are Charles and Susan Johnson...Criminal justice major.



Alex Pettee

Quarterback
6-2 • 216 • Jr.
Santa Clarita, CA
Hart H.S.

14

Pierce (CA) Community College

Highlights

Listed at No. 3 at quarterback in preseason depth chart.

2008

Played in one game vs. NIU...Was 1-of-2 for 11 yards.

Junior College

Completed 200-of-366 passes for 2,196 yards and 21 TDs...Rushed for 405 yards...Leading passer in the Western State Conference...Named the conference's offensive "Player of the Year"...Earned honorable mention JC All-America honors...First-team JC Academic All-American.

High School

As a senior, completed 182-of-339 passes for 2,763 yards and 20 touchdowns...Rushed for 432 yards and three TDs...Earned first-team all-league honors...Named West MVP in East-West All-Star Game...Named school's Scholar-Athlete of the Year...Threw for 542 yards and six TDs in three games as a junior.

Personal

Full name is Alexander James Pettee...Birthdate: June 2, 1989...Parents are Steve and Mary Jane Pettee... Both his parents are UT graduates...Graduated from high school with a 4.2 grade-point average...Enjoys playing guitar...Pre-business major.



Drey'Lon Pree

Defensive Back
6-2 • 198 • Jr.
Steubenville, OH
Steubenville H.S.

44

Highlights

Listed at No. 3 at the "star" safety position.

2008

Played in 12 games, making five tackles.

2007

Played in all 12 games at rover, starting three...Made 19 tackles and intercepted two passes...Started against Ohio, NIU and EMU...Had career-high seven tackles vs. NIU.

High School

First-team all-league and second-team All-Eastern District pick on defense...Recorded 70 tackles and four sacks as a senior...Tallied 69 tackles and seven sacks as a junior...During Pree's four years at Steubenville, the team earned four-straight Associated Press state championships, 40-straight regular-season wins with four consecutive undefeated regular seasons, 30-straight victories and back-to-back Ohio Division III state titles...Was selected to play in the North-South All-Star Game and the Big 33 Game (Ohio vs. Pennsylvania).

Personal

Full name is Drey'Lon Les Domuniquie Pree...Birthdate: July 29, 1989...Parents are Henry and Diane Pree...Construction engineering major.



Drey'Lon Pree's Career Statistics

Year	G/S	UT	AT	TT	TFL	FF	Int/Yds	BrUp
2007	12/3	9	10	19	0	0	2/19	0
2008	12/0	4	1	5	0	0	0	0
Totals	24/3	13	11	24	0	0	2/19	0

Career Game Highs

Tackles: 7 (Northern Illinois, 10-27-07)

2009 Rockets

Outlook

Coaches

Players

Opponents

2008 Review

History

Records

University



Daris Quinn

Linebacker

6-1 • 226 • Sr.

Collinsville, IL

Collinsville H.S.

Joliet (IL) Junior College

33

Highlights

Listed at No. 2 at linebacker in preseason depth chart.

2008

Started all 12 games at linebacker...Fourth on team with 77 tackles...Led team with 11 tackles at Western Michigan...Also had 11 tackles vs. Central Michigan.

Junior College

First-team all-conference and first-team all-region as a sophomore...Had 70 tackles for the Wolves, who went 10-2.

High School

Made all-conference as a linebacker and running back in his junior and senior seasons...All-conference at running back only as a sophomore...As a senior, gained 952 yards and scored 13 TDs while making 60 tackles on defense...Had 752 yards rushing and nine TDs as a junior...800 yards and five TDs as a sophomore...Also played basketball and ran track.

Personal

Full name is Daris Arnell Quinn...Birthdate: April 6, 1988...Mother is Monica Quinn...Individualized studies major.



Daris Quinn's Career Statistics

Year	G/S	UT	AT	TT	TFL	Sack	FF	Int/Yds	BrUp
2008	12/12	39	38	77	1.0 (-2)	0	0	0	1
Totals	12/12	39	38	77	1.0 (-2)	0	0	0	1

Career Game Highs

Tackles: 11 (Twice, last vs. Western Michigan, 11-15-08)



Lester Richmond

Safety

6-1 • 205 • Sr.

Chicago, IL

Morgan Park H.S.

34

*** All-MAC Candidate ***

Highlights

Listed at No. 1 at strong safety in preseason depth chart.

2008

Fifth on team with 60 tackles...Had season-high nine tackles vs. WMU...Had first interception of his career vs. Akron...Tied for team lead with seven tackles vs. Arizona...Had six tackles and 2.0 TFL vs. EMU.

2007

Led team and was tied for 14th in the MAC with 97 tackles...Started in all 12 games, three games at rover and nine games at free safety in place of the injured Tyrrell Herbert...Also forced two fumbles and broke up three passes...Career-high 15 tackles vs. Buffalo.

2006

Played in all 12 games as a reserve safety, making 19 tackles.

2005

Sat out season as a redshirt.



High School

Earned all-city and all-conference honors as a senior...Had 115 tackles, four interceptions and three fumble recoveries as a senior...Voted team captain...Team's "Special Teams Player of the Year" and received the "Big Hit Award"...Played in the City vs. Suburbs All-Star Game...*Rivals.com* named him the Chicagoland "Steal of the Year" as one of the best underrated recruits in his area...78 tackles, one interception and four blocked punts as a junior.

Personal:

Full name is Lester P. Richmond...Birthdate: Jan. 22, 1987...Parents are Lester and Jacqueline M. Richmond...Marketing major.

Lester Richmond's Career Statistics

Year	G/S	UT	AT	TT	TFL	FF	Int/Yds	BrUp
2005	DNP-Redshirt							
2006	12/1	10	9	19	0	0	0	1
2007	12/12	49	48	97	1.0/-2	2	0	3
2008	12/12	25	35	60	2.0/-2	0	1/0	3
Totals	36/25	84	92	176	3.0/-4	2	1/0	7

Career Game Highs

Tackles: 15 (Buffalo, 10-13-07)

Tackles For Loss: 2 (Eastern Michigan, 9-13-08)

2009 Rockets

Outlook

Coaches

Players

Opponents

2008 Review

History

Records

University



Malcolm Riley

Defensive Lineman
6-3 • 267 • So.
Fort Wayne, IN
Snider H.S.

97

Highlights

Listed at No. 1 at defensive tackle in preseason depth chart.

2008

Played in 12 games...Had 15 tackles and 2.5 tackles for loss.

High School

Selected to the "Top 33" team by the *Bloomington Herald*, the Indiana Football Coaches Association "Fantastic 50" team, and the *Journal-Gazette* all-area and all-conference teams as a senior...In 12 games he had 39 solo tackles, 24 assists, 16 tackles for loss, six sacks, one forced fumble, two fumble recoveries and three pass breakups...First team all-conference junior and senior years...Had 49 tackles and six sacks as a junior.

Personal

Full name is Malcolm Lenden Riley, Jr...Birthdate: April 28, 1990...Parents are Malcolm and Carla Riley...Enjoys roller skating...Undecided major.



Matt Rubin

Offensive Lineman
6-1 • 330 • So.
West Bloomfield, MI
Cranbrook H.S.

73

Highlights

Listed at No. 3 at left guard in preseason depth chart.

2008

Did not see action as a reserve center.

2007

Sat out the season as a redshirt.

High School

Honorable mention all-state and first-team all-conference as a senior...Honorable mention all-conference as a junior...Had 30 tackles on defense as a senior, 40 stops as a junior.

Personal

Full name is Matthew Laird Rubin...Birthdate: March 21, 1989...Parents are Michael Rubin and Sidney Simonian...Both his parents are eye surgeons...President of UT College Republicans...Political science major.



Matt Rogers

Tight End
6-4 • 195 • Fr. (R)
Holland, OH
Springfield H.S.

47

Highlights

Listed at No. 5 at tight end in preseason depth chart.

2008

Joined team as a walk-on...Sat out the season as a redshirt.

High School

Made second-team all-league as a senior...Caught 22 passes for 500 yards and 10 touchdowns...Honorable mention all-league as a junior...Eight receptions and two TDs.

Personal

Full name is Matthew Jamal Rogers...Birthdate: June 11, 1990...Parents are Tim and Audrey Weaver...Mother is a factory worker and father is a concrete truck driver...Psychology major.



Joe Schebek

Defensive Back
6-0 • 205 • Fr. (R)
Brunswick, OH
Brunswick H.S.

39

Highlights

Listed at No. 4 at "star" safety in preseason depth chart...Joined team as a walk-on in the spring.

High School

Earned first-team all-conference honors as a senior...Also named first-team area by the *Parma Sun Post*...Had 57 tackles, nine sacks and 1 fumble recovery.

Personal

Full name is Joseph George Schebek...Birthdate: Oct. 25, 1988...Parents are Joe and Tammy Schebek...Father is a carpenter, mother is in sales...Has two sisters...Exercise science major.

2009 Rockets

Outlook

Coaches

Players

Opponents

2008 Review

History

Records

University



Joe Shuler

Defensive Back
6-2 • 183 • Sr.
Orlando, FL
Apopka H.S.

31

Highlights

Listed at No. 2 at strong safety in preseason depth chart.

2008

Did not see game action.

2007

Played in 11 games, starting two...Started at free safety against Central Michigan and Kansas...Had career-high nine tackles against CMU.

2006

Played in seven games as a true freshman, making one tackle.

High School

Had 78 tackles, two forced fumbles and four interceptions...Made second-team All-Orange County as a senior...Honorable mention selection as the "Defensive Player of the Year" for Orange County...Member of the 4x100 relay team and ran the 400 meters for the track squad.

Personal

Full name is Joseph Samuel Shuler...Birthdate: Feb. 12, 1988...Parents are Thomas and Sharon Shuler...Enjoys playing chess...Individualized studies major.



Joe Shuler's Career Statistics

Year	G/S	UT	AT	TT	TFL	FF	Int/Yds	BrUp
2006	7/0	0	1	1	0	0	0	1
2007	11/2	4	10	14	0	0	0	0
2008					DNP			
Totals	18/2	4	11	15	0	0	0	1

Career Game Highs

Tackles: 9 (Central Michigan, 9-8-07)



Matt Shumaker

Defensive Line
6-1 • 239 • Sr.
Delphos, OH
St. John's H.S.

41

Highlights

Listed at No. 2 at defensive end in preseason depth chart.

2008

Played in one game vs. Miami...Did not record any tackles.

2007

Played in all 12 games, making nine tackles...Had one sack and recovered one fumble.

2006

Did not see game action.

2005

Sat out the season as a redshirt.

High School

Running back in high school...As a senior had 1,600 yard rushing and 19 touchdowns...Named first-team All-Ohio, first-team all-district and first-team all-conference first-team...Ohio "Tremendous 26," All-Midwest Region first-team, Van West area "Player of the Year" in both his senior and junior years...Named Lima area "Player of the Year" as a junior...Had 2,100 yards rushing and 31 touchdowns as a junior...As a sophomore had 1,200 yards rushing and 13 touchdowns.

Personal

Full name is Matthew Charles Shumaker...Birthdate: Dec. 8, 1986...Parents are Chuck Shumaker and Deb Henry...Computer science and engineering technology major.

Matt Shumaker's Career Statistics

Year	G/S	UT	AT	TT	TFL	Sack	FF	Int/Yds	BrUp
2005									
2006					DNP-Redshirt				
2007	12/0	5	4	9	1.0/-6	1.0/-6	0	0	0
2008	1/0	0	0	0	0	0	0	0	0
Totals	13/0	5	4	9	1.0/-6	1.0/-6	0	0	0

Career Game Highs

Tackles: 3 (Iowa State, 9-22-07)

2009 Rockets

Outlook

Coaches

Players

Opponents

2008 Review

History

Records

University



Mark Singer

Defensive Back

6-1 • 195 • So.

Cinnaminson, NJ

Delran Holy Cross H.S.

43

Highlights

Listed at No. 1 at free safety in preseason depth chart.

2008

Played in 12 games, starting four...Had 21 tackles, one interception and one pass breakup...Entered the Michigan game for the injured Tyrrell Herbert and picked off a pass in the fourth quarter to help preserve a 13-10 Rocket win...Had career-high six tackles vs. Akron and BGSU.

High School

Had 18 career interceptions...Made first-team all-conference and first-team All-South Jersey as a senior...Had 78 tackles, four interceptions and five forced fumbles...Also caught 36 passes for 630 yards and nine TDs, helping his school to the Group 3 state championship title...Made first-team all-conference in his sophomore and junior years...Had 60 tackles and five interceptions as a junior...Chosen to play in the North-South All-Star Game...Also played basketball.

Personal

Full name is Mark Francis Singer...Birthdate: July 31, 1989...Parents are Mark and Kelly Singer...Undecided major.



Mark Singer's Career Statistics

Year	G/S	UT	AT	TT	TFL	FF	Int/Yds	BrUp
2008	12/4	11	10	21	0.5/-1	0	1/0	1
Totals	12/4	11	10	21	0.5/-1	0	1/0	1

Career Game Highs

Tackles: 6 (Twice, last vs. Bowling Green, 11-28-08)



Kenny Stafford

Wide Receiver

6-4 • 185 • So.

Columbus, OH

St. Francis DeSales H.S.

7

Highlights

Listed at No. 1 at wide receiver in preseason depth chart...Caught five passes for 62 yards in the 2009 Spring Game.

2008

Played in nine games, starting one...Six catches for 75 yards and one TD...TD was a 22-yard reception vs. Akron.

High School

All-league and honorable mention all-district honoree as a senior...Hauled in 25 receptions for 444 yards and six TDs...As a junior, made honorable mention all-district, catching 27 passes for 645 yards and eight TDs...Played in the National All-Star Game in Florida...Listed as the No. 24 player in the state of Ohio by Rivals.com.

Personal

Full name is Kenneth Brian Stafford...Birthdate: June 20, 1990...Grandmother is Joyce Carter...Nephew of former NFL star and Ohio State Buckeye Chris Carter...Undecided major.

Kenny Stafford's Career Statistics

Year	G/S	Rec.	Yds.	Avg.	TD	LP
2008	9/1	6	75	12.5	1	25-CMU
Totals	9/1	6	75	12.5	1	25-CMU

Career Game Highs

Receptions: 2 (Akron, 11-5-08)

Receiving Yards: 30 (Akron, 11-5-08)

Touchdowns: 1 (Akron, 11-5-08)



Jared Strait

Tight End

6-2 • 215 • Fr. (R)

Wyandotte, MI

Roosevelt H.S.

95

Highlights

Listed at No. 4 at tight end in preseason depth chart.

2008

Sat out the season as a redshirt.

High School

Made all-league as a senior, catching 20 passes for 250 yards and scored 11 touchdowns...Had 11 receptions for 200 yards as a junior...Also made all-area in basketball as a senior.

Personal

Full name is Jared Paul Strait...Birthdate: Aug. 26, 1990...Parents are Jerry and Tina Strait...Exercise science major.

2009 Rockets

Outlook

Coaches

Players

Opponents

2008 Review

History

Records

University



Alex Steigerwald

Placekicker

5-11 • 181 • Sr.

Mayfield Village, OH

Cleveland Benedictine H.S.

85

*** 2007 Second-Team All-MAC ***

*** Lou Groza Award Candidate ***

Highlights

Listed at No. 1 at placekicker in preseason depth chart...Career field-goal percentage of 85.7 percent (36-of-42) ranks first in MAC history...Connected on MAC-record 23 straight field goals over the 2007 and 2008 seasons.

2008

16-of-21 on field-goal attempts...Fourth in MAC with 16 field goals made...Connected on all three field-goal tries vs. CMU, including a 45-yarder...Hit a career-best 48-yarder in 13-10 win over Michigan that hit the cross bar and bounced over...Named MAC West Division Special Teams Player of the Week for his performance vs. UM...Also earned honorable-mention honors for Lou Groza Award National Kicker of the Week...Streak of MAC-record 23 straight field goals came to and end when he missed a 27-yarder vs. Ball State on Oct. 4...Beat the previous MAC record of 19 set by UT's Jason Robbins (2004-05)...Came seven short of NCAA record of 30 set by Washington's Chuck Nelson (1981-82)...Made 3-of-3 field goals vs. FIU on Sept. 27...All three FGs were longer than 40 yards, including a career-long 47-yarder...Named MAC West Special Teams Player of the Week for performances vs. Arizona (Sept. 6) and Fresno State (Sept. 20)...Made 3-of-3 field goal attempts vs. Arizona and 2-of-2 vs. Fresno.

2007

Named second-team All-MAC...A perfect 13-of-13 on his field goal attempts to lead country in field-goal percentage...Only kicker in nation in 2007 with at least 10 made field goals to have a perfect mark...Going back to 2006, has made 14 straight field goals...His



last miss was a 36-yard attempt vs. Ball State on Nov. 14, 2006, the only miss of his career (20-of-21 overall)...Hit a game-winning 40-yard field goal with no time on the clock in a 43-40 win over Ohio...Hit a career-long 44-yarder vs. Purdue.

2006

Stepped in as a freshman as the team's placekicker for field goals and extra points...Hit 7-of-8 field goals and 30-of-31 extra points...Longest field goal was 39 yards...Scored a touchdown on a 19-yard run off a fake field goal against Akron.

High School

Made 19-of-21 field goal attempts in two seasons, including 7-of-7 field goals as a senior...Connected on 12-of-14 field goals as a junior, with a career long of 47 yards...Earned first-team All-Northeast Lakes District, All-Cuyahoga County and second-team all-state as a senior...Made second-team all-state as a punter as a junior, averaging 42.9 yards per punt.

Personal

Full name is Alex Joseph Steigerwald...Birthdate: Feb. 21, 1988...Parents are Miki and Bill Steigerwald...Individualized studies major.

Alex Steigerwald's Career Statistics

Year	FGM-FGA	1-19	20-29	30-39	40-49	50+	Long	XP
2006	7-8	0-0	2-2	5-6	0-0	0-0	39	30-31
2007	13-13	1-1	7-7	3-3	2-2	0-0	44	44-47
2008	16-21	0-0	7-10	4-4	5-7	0-0	48	28-30
Total	36-42	1-1	16-19	12-13	7-9	0-0	48	102-108

Career Game Highs

Long: 48 Yards (Michigan, 10-11-08)

Most Field Goals: 3 (Four times, last vs. CMU, 10-25-08)

2009 Rockets

Outlook

Coaches

Players

Opponents

2008 Review

History

Records

University



Derrick Summers

Defensive Line
6-2 • 258 • Sr.
Southfield, MI
Southfield H.S.

56

Highlights

Listed at No. 1 at nose tackle in preseason depth chart.

2008

Played in 12 games at defensive end, starting 11...Had 32 tackles, 4.0 tackles for loss and one sack...Returned a fumble 54 yards vs. EMU, coming up one yard shy of the end zone...Twice had season-high six tackles in a game.

2007

Played in 12 games at linebacker, starting three... Ranked fifth on the team with 58 tackles...Had career-high 11 tackles vs. Western Michigan and followed that up with 10 tackles vs. Liberty.



2006

Played in 12 games at linebacker, making 11 tackles... Forced one fumble.

High School

Ranked No. 40 on the *Detroit Free Press* "Fab 50" list...Named second-team all-county by the *Oakland Press* and second-team All-Metro North by the *Detroit News*...Had 105 tackles as a senior and 85 as a junior... Also played tight end, catching 12 balls as a senior and four as a junior...Team captain on the basketball team.

Personal

Full name is Derrick Edward Summers...Birthdate: June 19, 1988...Parents are Derrick and Angela Summers...Nickname is "D.J." for Derrick Junior...Brother of former Rocket quarterback Brandon Summers, now the starting QB at Youngstown State... Individualized studies major.

Derrick Summers' Career Statistics

Year	G/S	UT	AT	TT	TFL	Sack	OBH	FF
2006	12/0	6	5	11	0	0	0	1
2007	12/3	18	40	58	2.0/-5	0	0	0
2008	12/11	15	17	32	4.0/-27	1.0/-19	1	0
Totals	36/14	39	62	101	6.0/-32	1.0/-19	1	1

Career Highs

Tackles: 11 (Western Michigan, 9-29-07)

Tackles for Loss: 2.0 (Eastern Michigan, 9-13-08)



Adonis Thomas

Wide Receiver
5-10 • 175 • So.
Newark, NJ
Weeguahic H.S.

24

Highlights

Listed at No. 1 at wide receiver in preseason depth chart...Moved from running back in the off-season.

2008

Played in seven games...Rushed the ball nine times for 40 yards, all coming vs. Miami...Had a 10-yard TD run against the RedHawks.

2007

Sat out the season as a redshirt.

High School

Earned first-team all-conference and first-team all-county honors as a senior...High school team was state champion in 2006, and made it to the state semifinals in 2005...Rushed for 1,999 yards, averaging 11.7 yards per carry, and caught 13 passes for 350 yards as a senior.

Personal

Full name is Adonis Lamar Thomas...Birthdate: Feb. 25, 1989... Parents are Jean Voltaire and Tina Thomas...Undecided major.



Mike VanDerMeulen

Offensive Line
6-7 • 315 • So.
Marshall, MI
Marshall H.S.

74

Highlights

Listed at No. 1 at left tackle in preseason depth chart.

2008

Started in 11 games at left tackle...First Rocket freshman to start at left tackle since Nick Kaczur (now with the New England Patriots) in 2001.

2007

Sat out the season as a redshirt.

High School

Made first-team all-conference, first-team all-area and honorable mention all-state in his junior and senior years...Honor roll student...Named to the academic all-state team...Also an honorable mention all-conference basketball player...Team captain in both football and basketball.

Personal

Full name is Michael Beuker VanDerMeulen...Birthdate: Aug. 16, 1989...Parents are Doug and Kathy VanDerMeulen...Major is pre-business.

2009 Rockets

Outlook

Coaches

Players

Opponents

2008 Review

History

Records

University



Kenny Veal

Cornerback
6-0 • 180 • So.
Hamilton, OH
Hamilton H.S.

9

Highlights

Listed at No. 1 at left cornerback in preseason depth chart.

2008

Played in 11 games, starting one...Had 24 tackles, one interception and three pass breakups...Twice had career-high five tackles in a game...Also returned nine kickoffs, averaging 17.2 yards per return...Longest return was 28 yards.

High School

Earned second-team All-Butler County honors while rushing for 920 yards and six TDs as a senior...Caught 11 passes for 134 yards and three TDs...Also played defensive back...Selected to play in the Big 33 All-Star Game...Ranked as the No. 61 player in the state by *Ohio High Magazine*, No. 73 in the state by *Scout.com* and the No. 31 cornerback in the nation by *ESPN.com*...Joined in the Rockets' recruiting class by teammates Damien McIntosh and Phillipkeith Manley.

Personal

Full name is Kenny Leon Veal...Birthdate: May 26, 1989...Parents are Kenneth Veal and Teresa Carter...Undecided major.



Kenny Veal's Career Statistics

Year	G/S	UT	AT	TT	TFL	FF	Int/Yds	BrUp
2008	11/1	18	6	24	0	0	1/0	3
Totals	11/1	18	6	24	0	0	1/0	3

Career Game Highs

Tackles: 5 (Twice, last vs. Miami, 11-21-08)



Myshan Veasley-Pettis

Cornerback
5-11 • 157 • Jr.
Toledo, OH
Rogers H.S.

47

Highlights

Listed at No. 3 at cornerback in preseason depth chart.

2008

Played in 11 games, making 12 tackles...Season-high four tackles vs. EMU...Recovered two fumbles.

2007


A walk-on who worked his way into the starting lineup in the second game of the season and stayed there the rest of the year... Tied for team lead with three interceptions...Had 41 tackles, four pass breakups and one forced fumble...Career-best eight tackles vs. WMU.

High School

Earned second-team all-district and second-team all-city honors as a wide receiver his senior year...Named team MVP as a junior.

Personal

Full name is Myshan Terrell Veasley-Pettis...Birthdate: 11-8-88... Mother is Teresa Veasley and father is Bernard Pettis...Exercise science major.



Myshan Veasley-Pettis' Career Statistics

Year	G/S	UT	AT	TT	TFL	FF	Int/Yds	BrUp
2007	12/11	26	15	41	1/2	1	3/0	4
2008	11/0	10	2	12	0	0	0	0
Totals	23/11	36	17	53	1/2	1	3/0	4

Career Game Highs

Tackles: 8 (Western Michigan, 9-29-07)

2009 Rockets



Jake Walker

Running Back

5-11 • 210 • So.

Delray Beach, FL

American Heritage-Boca-Del Ray H.S.

6

Highlights

Listed at No. 3 at running back in preseason depth chart.

2008

Played in nine games...Rushed for 67 yards on 16 carries...Best game was 27 yards on five carries vs. EMU...Also had 17 yards on four attempts vs. Michigan.

High School

Rushed for 1,001 yards and 22 touchdowns on 91 carries as a senior...Gained 908 yards with 15 TDs as a junior...Totaled 700 yards and nine TDs on 51 attempts as a sophomore...Also ran track.

Personal

Full name is Jake L. Walker...Birthdate: Aug. 5, 1989...Parents are Ronald Walker and Joyce Walker...Father was a kickboxer...Cousin of former Bowling Green quarterback Omar Jacobs...Undecided major.



Jake Walker's Career Statistics

Year	G/S	Att.	Yds.	Avg.	TD	LP
2008	9/0	16	67	4.2	0	11-NIU
Totals	9/0	16	67	4.2	0	11-NIU

Career Game Highs

Rushing Yards: 27 (EMU, 9-13-08)



Anthony Washington

Cornerback

6-1 • 175 • So.

Fairborn, OH

Fairborn H.S.

13

Highlights

Listed at No. 2 at right cornerback in preseason depth chart.

2008

Played in 10 games at conerback, making 10 tackles.

High School

First-team all-league and honorable mention all-state selection as a senior...Rushed for 625 yards on 132 carries, scoring five TDs...Caught 24 passes...Had one interception...As a junior, was honorable mention all-league...Team's special teams "Player of the Year" in both his junior and sophomore seasons...Selected to play in the North-South All-Star Game.

Personal

Full name is Anthony Scott Washington, Jr...Birthdate: March 4, 1990...Parents are Anthony and Stephanie Washington...Pre-business major.



Levone Washington

Defensive Line

6-1 • 239 • So.

Huber Heights, OH

Wayne H.S.

96

Highlights

Listed at No. 3 at defensive tackle in preseason depth chart.

2008

Did not see game action.

High School

Earned second-team all-league honors as a senior.

Personal

Full name is Levone Lee Washington III...Birthdate: July 16, 1987...Parents are Levone Washington II and Bonita Washington...Has a younger brother and a younger sister...Biology major.

2009 Rockets

Outlook

Coaches

Players

Opponents

2008 Review

History

Records

University



Douglas Westbrook

Defensive Line
6-3 • 233 • Jr.
Pompano Beach, FL
Blanche Ely H.S.

58

Highlights

Listed at No. 1 at defensive end in preseason depth chart.

2008

Played in 11 games, starting two...Had 20 tackles, one sack and one forced fumble...Had a career-high seven tackles vs. Bowling Green.

2007

Started first two games at defensive end, making five tackles...Suffered season-ending injury at CMU...Redshirted and retained sophomore eligibility.

2006

Played in 12 games, making six tackles.

High School

Had 40 tackles, 18.5 sacks and three forced fumbles as a senior...Earned first-team All-Broward County honors from the *Miami Herald*...As a junior, totaled 30 tackles and four sacks.

Personal

Full name is Douglas Kirt Westbrook...Birthdate: Aug. 12, 1988...Parents are Wilbert Westbrook and Remel Murphy...Father is a carpenter...Has two younger sisters, Melissa and Kieona, and one younger brother, Roosevelt...Construction engineering major.



Douglas Westbrook's Career Statistics

Year	G/S	UT	AT	TT	TFL	Sack	QBH	FF
2006	12/0	5	1	6	0	0	0	0
2007	2/2	2	3	5	0	0	0	0
2008	12/1	10	10	20	3.5/-6	1.0/-2	0	1
Totals	26/3	17	14	31	3.5/-6	1.0/-2	0	1

Career Highs

Tackles: 7 (Bowling Green, 11-28-08)

Tackles for Loss: 2 (Bowling Green, 11-28-08)



Terrell Willis

Defensive Line
6-1 • 228 • Jr.
Jackson, MI
Lumen Christi H.S.

51

Highlights

Listed at No. 3 at defensive end in preseason depth chart...Runs the 40 in 4.61.

2008

Played in four games as a defensive end, making one tackle.

2007


Played in 11 games as a reserve linebacker, making 13 tackles.

High School

Did not play most of his senior season due to an injury suffered in the season opener...As a junior had 117 tackles, 25 tackles for loss and 12 sacks...Earned all-conference, all-area and all-state honors...Had 119 tackles and nine sacks as a sophomore...Also played baseball and was a sprinter on the track team.

Personal

Full name is Terrell LaMont Willis...Birthdate: April 13, 1988...Parents are John and Mary Willis...Father is an assistant basketball coach at Jackson Community College...Mother is the director of a youth recreation center...Has nine brother and sisters, including a twin, Terrence...Undecided major.



Terrell Willis' Career Statistics

Year	G/S	UT	AT	TT	TFL	Sack	QBH	FF
2007	11/0	4	9	13	0	0	0	0
2008	4/0	0	1	1	0	0	0	0
Totals	15/0	4	10	14	0	0	0	0

Career Highs

Tackles: 2 (Five times)

2009 Rockets

Outlook

Coaches

Players

Opponents

2008 Review

History

Records

University



Morgan Williams

Running Back
5-11 • 195 • So.
Canton, OH
McKinley H.S.

23

All-MAC Candidate

Highlights

Listed at No. 2 at running back in preseason depth chart.

2008

Led team and was seventh in MAC with 1,010 yards rushing... Set school record for rushing yards by a freshman...Rushed for school-record 330 yards and added three TDs in 42-14 win over Miami on Nov. 21...That rushing total ranks sixth all-time in MAC history...Had one other 100-yard game, a 142-yard performance vs. Fresno State...Started four games in place of the injured DaJuane Collins.

Morgan Williams' Career Statistics

Year	G/S	Att.	Yds.	Avg.	TD	LP
2007		DNP-Redshirt				
2008	12/4	169	1,010	6.0	6	86-Miami
Totals	12/4	169	1,010	6.0	6	86-Miami

Career Game Highs

Rushing Yards: 330 (Miami, 11-21-08)

Rushing Touchdowns: 3 (Miami, 11-21-08)

Receptions: 4 (Florida International, 9-27-08)

2007

Sat out the season due to NCAA academic restrictions.

High School

Two-time Ohio Player of the Year...First-team All-Ohio selection by the *Associated Press*...Rushed for 2,447 yards and 34 touchdowns as a senior and 2,417 yards and 31 TDs as a junior...All-time leader in rushing yards in Stark County history...All-time leader in touchdowns at Canton McKinley High School...Ranked as the 15th-best player in the state and No. 29 running back in the country by *Rivals.com*, as well as the No. 71 running back in the nation by *ESPN.com*...Played in the North-South All-Star Game.

Personal

Full name is Morgan Neil Williams...Birthdate: Feb. 7, 1988... Grandson of Jo Emma Williams...Undecided major.

Morgan Williams' Career Rushing By Game

2008

Opponent	Att.	Yds	Avg	TD	LP
at Arizona	6	13	2.2	0	9
at Eastern Michigan	9	35	3.9	1	12
Fresno State	23	142	6.2	1	37
Florida International	25	98	3.9	0	17
Ball State	10	12	1.2	0	8
at Michigan	4	14	3.5	0	11
at Northern Illinois	8	50	6.3	1	21
Central Michigan	9	44	4.9	0	18
at Akron	10	36	3.6	0	14
at WMU	16	83	5.2	0	17
Miami	28	330	11.8	3	86
Bowling Green	21	153	7.3	0	45



2009 Rockets

Outlook

Coaches

Players

Opponents

2008 Review

History

Records

University



Stephen Williams

Wide Receiver
6-5 • 199 • Sr.
Houston, TX
Marshall H.S.

88

***** All-America Candidate *****
***** Fred Biletnikoff Award Candidate *****
*****2007 Second-Team All-MAC*****
*****2008 Second-Team All-MAC*****

Highlights

Listed at No. 1 at wide receiver in preseason depth chart...Timed at 4.41 in the 40 last spring, the fastest on the team...Vertical jump was a team-best 37-9...Needs 73 catches to pass Lance Moore's team record of 222; 740 receiving yards to top Moore's record of 2,776; and 10 TD receptions to crack Moore's mark of 25 scores.

2008

Earned second-team All-MAC honors for the second consecutive season...Sixth in the MAC with 69 receptions...69 receptions ranks eighth in UT history...Caught six passes for 94 yards and one TD vs. WMU...Caught season-high 12 passes vs. Arizona, the second-best total of his career...Grabbed just three passes vs. EMU, but two of them were for TDs...Caught six passes for 114 yards vs. Fresno State...Hauled in six passes at Michigan.

2007 Highlights

Named second-team All-MAC...Led team and was seventh in the MAC with 73 receptions...15th in the nation and second in the MAC with 97.4 yards per game...Only the fourth receiver in UT history to gain more than 1,000 yards receiving...His 1,169 yards ranks third all-time, just 25 yards shy of Lance Moore's (now with the New Orleans Saints) record of 1,194 yards set in 2003...His 73 receptions ranks sixth all-time at UT...Tied Moore's school record for catches in a game with 15 receptions vs. Buffalo...15 catches was the second-most in the nation in 2007...Had 172 receiving yards vs. Buffalo, which ranks seventh-best in school history...Had six games with at least 100 yards receiving...Had 157 yards and one TD vs. CMU...Had 150 yards and two TDs vs. EMU.

2006

Played in 10 games, making six receptions...Starter in four games.

2005

Sat out the season as a redshirt.

High School

Made all-district and all-area as a senior...Caught 39 passes for 835 yards and seven TDs...Timed at 10.7 in the 100 meters as a junior...Jumped 6-4 in the high jump and 22-11 in the long jump.

Personal

Full name is Stephen Jacob Williams...Birthdate: June 29, 1986...Mother is Anita Williams...Mother is a math consultant...Has two brothers, Maurice and Michael, and two sisters, Trishawna and Stephanie...Communication major.

Stephen Williams' Career Statistics

Year	G/S	Rec.	Yds.	Avg.	TD	LP
2005						DNP-Redshirt
2006	10/5	6	87	14.5	1	37-Kansas
2007	12/12	73	1169	16.0	7	64-EMU
2008	12/12	71	781	11.0	8	45-WMU
Totals	34/29	150	2037	13.6	16	64-EMU

Career Game Highs

Receptions: 15 (Buffalo, 10-13-07)
Receiving Yards: 172 (Buffalo, 10-13-07)
Touchdowns: 2 (Four times, last vs. Akron, 11-5-08)

Williams' 100-Yard Games

- 172 vs. Buffalo, 10-13-07
- 157 vs. Central Michigan, 9-8-07
- 150 vs. Eastern Michigan, 11-3-07
- 136 vs. Akron, 11-5-08
- 135 vs. Ball State, 11-13-07
- 114 vs. Fresno State, 9-20-08
- 113 vs. Iowa State, 9-22-07
- 107 vs. Ohio, 10-20-07



2009 Rockets

Stephen Williams in the Rocket Record Book

CAREER RECEIVING

RECEPTIONS

- Lance Moore (2001-04).....222
- Steve Odom (2003-06).....216
- Dontà Greene (1999-2002).....188
- Nick Moore (2005-08).....182
- Mel Long (1997-2000).....175
- Don Fair (1969-71).....171
- Stephen Williams (2006-pres.).....150**
- Carl Ford (1999-2002).....149
- Brock Kreitzburg (1995-98).....134
- Rick Isaiah (1987-90).....126

PASS RECEPTION YARDAGE

- Lance Moore (2001-04).....2,776
- Steve Odom (2003-06).....2,631
- Don Fair (1969-71).....2,191
- Mel Long (1997-2000).....2,188
- Nick Moore (2005-08).....2,045
- Stephen Williams (2006-pres.).....2,037**
- Dontà Greene (1999-2002).....1,979
- Carl Ford (1999-2002).....1,966
- Rick Isaiah (1987-90).....1,939
- Don Seymour (1972-74).....1,758

TOUCHDOWN RECEPTIONS

- Lance Moore (2001-04).....25
- Mel Long, Jr. (1997-2000).....21
- Steve Odom (2003-06).....19
- Andrew Clarke (2001-05).....18
- Don Seymour (1972-74).....17
- Carl Ford (1999-2002).....17
- Stephen Williams (2006-pres.).....16**
- Don Fair (1969-71).....13
- Chris Hopkins (2004-07).....13
- Nick Moore (2005-08).....13

SEASON RECEIVING

RECEPTIONS

- Lance Moore (2003).....103
- Lance Moore (2004).....90
- Don Fair (1970).....81
- Carl Ford (2002).....79
- John Ross (1974).....77
- Stephen Williams (2007).....73**
- Stephen Williams (2008).....71**
- Dontà Greene (2001).....64
- Dontà Greene (2002).....63
- Steve Odom (2003).....62
- Jeff Calabrese (1972).....62

PASS RECEPTION YARDAGE

- Lance Moore (2003).....1,194
- Lance Moore (2004).....1,189
- Stephen Williams (2007).....1,169**
- Carl Ford (2002).....1,062
- Don Fair (1970).....949
- Jeff Calabrese (1972).....886
- John Ross (1974).....886

- Steve Odom (2003).....838
- Stephen Williams (2008).....781**
- Don Seymour (1973).....773

TOUCHDOWN RECEPTIONS

- Lance Moore (2004).....14
- Lance Moore (2003).....9
- Don Seymour (1973).....9
- Carl Ford (2002).....9
- Andrew Clarke (2003).....8
- Chuck Hardy (1948).....8
- Don Seymour (1974).....8
- Tom Boyd (1994).....8
- Nick Moore (2007).....8
- Stephen Williams (2008).....8**

GAME RECEIVING

RECEPTIONS

- Nick Moore vs. Michigan (2008).....20
- Lance Moore vs. Pittsburgh (2003).....15
- Stephen Williams vs. Buffalo (2007).....15**

- John Ross vs. Tampa (1974).....14
- Lance Moore vs. CMU (2003).....13
- Jeff Calabrese vs. Miami (1972).....13
- Marcus Goodwin vs. Purdue (1992).....13
- Chris Hopkins vs. Iowa St. (2006).....13
- John Ross vs. Miami (1974).....12
- Stephen Williams vs. Arizona (2008).....12**

PASS RECEPTION YARDAGE

- Kenny Higgins vs. BSU (2004).....233
- Jeff Calabrese vs. Miami (1972).....203
- Lance Moore vs. Buffalo (2003).....195
- Jeff Hepinstall vs. W. Carolina (1975).....181
- Capus Robinson vs. KSU (1983).....181
- James Spriggs vs. Ohio (1996).....176
- Stephen Williams vs. Buffalo (2007).....172**
- Eric Hutchinson vs. KSU (1986).....163
- Lance Moore vs. Pitt (2003).....162
- Nick Moore vs. Michigan (2008).....162

Stephen Williams Receiving Statistics by Game

2006

Opponent	No.	Yards	Avg.	TD	Long
at Iowa State	1	4	4.0	0	4
at Western Michigan	1	7	7.0	0	7
Kansas	1	37	37.0	1	37
McNeese State	1	27	27.0	0	27
at Pittsburgh	1	7	7.0	0	7
Central Michigan	0	0	0.0	0	NA
at Kent State	0	0	0.0	0	NA
at Eastern Michigan			DNP		
Akron			DNP		
at N. Illinois	0	0	0.0	0	NA
Ball State	1	5	5.0	0	5
Bowling Green	0	0	0.0	0	NA

2007

Opponent	No.	Yards	Avg.	TD	Long
Purdue	4	58	14.5	0	25
at Central Michigan	6	157	26.2	1	47
at Kansas	0	0	0.0	0	NA
Iowa State	6	113	18.8	1	42
WMU	4	30	7.5	0	18
Liberty	4	86	21.5	0	35
at Buffalo	15	172	11.5	2	30
Ohio	8	107	13.4	0	29
Northern Illinois	5	83	16.6	1	35
Eastern Michigan	6	150	25.0	2	64
at Ball State	9	135	15.0	0	46
at Bowling Green	6	78	12.8	0	26

2008

Opponent	No.	Yards	Avg.	TD	Long
at Arizona	12	67	5.6	1	13
at EMU	3	48	16.0	2	29
Fresno State	6	114	19.0	1	44
Florida International	7	54	7.7	1	31
Ball State	7	56	8.0	0	21
at Michigan	6	67	11.2	0	23
at Northern Illinois	9	75	8.3	0	21
Central Michigan	1	4	4.0	0	4
at Akron	10	136	13.6	2	34
at WMU	6	94	15.7	1	45
Miami	2	21	10.5	0	23
Bowling Green	2	45	22.5	0	26

2009 Newcomers

Outlook

Coaches

Players

Opponents

2008 Review

History

Records

University

Manny Bell

Offensive Lineman

6-6 • 275 • Fr.

Pittsburgh, PA - Schenley H.S.

75

High School

Named first-team all-city by the *Pittsburgh Tribune Review*... Honorable mention all-city as a junior... Threw shot and discus for the track team.

High School Coach: Jason Bell.

Personal

Full name is Emmanuel Jordan Bell... Birthdate: 1-22-92... Mother is Marilyn Adams... Has a brother Zayvon and a sister Christina... Interested in majoring in education.

UT Faculty/Staff Recruiting Assistant: Emily Creamer, College of Education

Coach Beckman: "Manny is a big, powerful offensive lineman. He's exactly what we need right now. We pursued him very aggressively, and we are happy he has chosen to become a Rocket."

Julian Bellinger

Wide Receiver

6-1 • 175 • Fr.

Lithonia, GA - Lithonia H.S.

83

High School

Rated as the No. 123 player in Georgia by the *Atlanta Journal Constitution*... Earned first-team all-county honors in both his junior and senior seasons, and was selected to play in the DeKalb County All-Star Game... Produced at least one touchdown in six different ways as a senior: passing, rushing, receiving, kickoff return, punt return and interception return.

High School Coach: Earl White.

Personal

Full name is Julian Sabastian Bellinger, Jr... Birthdate: Dec. 10, 1990... Mother is Yvonne Matthews... Interested in majoring in business.

UT Faculty/Staff Recruiting Assistant: Clint Longenecker, College of Business

Coach Beckman: "Julian has outstanding speed and great hands. He's also an outstanding return man."

Robert Bell

Linebacker

6-0 • 222 • Fr.

Grand Rapids, MI - East Grand Rapids H.S.

38

High School

Three-star recruit by *Rivals.com*... Named first-team all-state in Division 3-4 by the *Associated Press*... Made first-team all-conference, as well as the *Grand Rapids Press* area "Dream Team," in both his junior and senior seasons... Starred at fullback, defensive end and linebacker teams that won state championships in 2007 and 2008... Played for USA Football's Junior National Team and the first Junior World Championship in football in Canton, OH... As a senior, he had 38 tackles, four sacks, eight pass breakups and three forced fumbles... As a junior, Bell racked up 74 tackles, 13 sacks, one interception and eight forced fumbles.

High School Coach: Peter Stuursma

Personal

Full name is Robert Anthony Bell... Birthdate: June 9, 1990... Parents are Robert Bell Sr. and Dawn Grady... Has three brothers and one sister... Interested in majoring in psychology.

UT Faculty/Staff Recruiting Assistant: Marie Johnson-Ham, Academic Advisor

Coach Beckman: "Robert is a defensive playmaker. He's a winner from a winning program."

Byron Best

Defensive Back

5-9 • 185 • Fr.

Greenwood, SC - Greenwood H.S.

26

High School

Earned first-team all-state honors as a senior... Chosen to play in the North-South All-Star Game... On defense had 53 tackles and six interceptions... As a junior had 45 tackles and three interceptions to go with three TDs off kickoff returns... Played on a Greenwood team that won a state championship in his sophomore season...

High School Coach: Shell Dula.

Personal

Full name is Byron Michael Best... Birthdate: Oct. 31, 1989... Mother is Ursula Best... Has a younger brother, Joshua... Enjoys bowling and skating... Interested in majoring in communication.

UT Faculty/Staff Recruiting Assistant: Billy Pierce, Director of Undergraduate Admissions

Coach Beckman: "Byron is a winner. He's a very aggressive defensive back and an excellent returner."

2009 Newcomers

Outlook

Coaches

Players

Opponents

2008 Review

History

Records

University

Ryan Casano

Placekicker/Punter

5-10 • 175 • So.

Dripping Springs, TX - Dripping Springs H.S.

Orange Coast (CA) Community College

3

Orange Coast Community College

Handled the place-kicking duties for one season at Orange Coast Community College...Made 12-of-20 field goals with a long of 45 yards...Averaged 56.5 yards per kickoff.

Junior College Coach: Mike Taylor.

High School

As a punter, made all-district and academic all-state...Had 31 touchbacks, eight punts inside the 20 and three punts inside the five...As a placekicker, he made second-team all-district...Was a national combine winner in 2007 with a 58-yard field goal.

High School Coach: Howard Ballard.

Personal

Full name is Ryan William Casano...Birthdate: June 23, 1989...Parents are Randy and Andrea Robinson...Has two older sisters, Rebecca and Alex...Born in Rome, Italy but grew up in Texas...Enjoys hunting and fishing...Interested in majoring in business.

UT Faculty/Staff Recruiting Assistant: Clint Longenecker, College of Business.

Coach Beckman: "Ryan was the second-rated junior college kicker in the nation. He has outstanding leg strength."

Austin Dantin

Quarterback

6-2 • 185 • Fr.

Tallahassee, FL - Leon H.S.

4

High School

Earned honorable mention Class 4A all-state and first-team All-Big Bend (northern Florida) honors...Completed 62 percent of his passes for 1,856 yards and 18 touchdowns...Rushed for 254 yards and nine scores...As a junior, passed for 2,680 yards and 24 touchdowns, adding 836 yards and 12 touchdowns...Named second-team All-Big Bend honors...Registered 686 yards rushing with 16 scores, and 980 yards passing with eight TD throws as a sophomore.

High School Coach: Bill Ragans.

Personal

Full name is Austin Michael Dantin...Birthdate: Nov. 14, 1990...Parents are Keith and Debbie Dantin...Interested in majoring in civil engineering.

UT Faculty/Staff Recruiting Assistants: Brian Randolph and John Pawlecki, College of Engineering

Coach Beckman: "Austin is a playmaker and a champion. Our staff has been following his high school career for a long time, and we are very happy to have him join the Rocket family."

T.J. Fatinikun

Defensive End

6-2 • 230 • Fr.

Perrysburg, OH - Perrysburg H.S.

23

High School

Made first-team all-conference, first-team all-district and special mention all-state... Recorded 65 tackles, 18 tackles for loss and nine sacks...As a junior, made second-team all-league...Totaled 55 tackles, 11 tackles for loss and seven sacks...Numbers as a sophomore were 73 tackles, 15 tackles for loss and 10 sacks.

High School Coach: Matt Kregel.

Personal

Full name is Ayokunle Olatunji Fatinikun...Birthdate: July 28, 1991...Parents are Tunde and Moni Fatinikun...Father is a doctor, mother is a business professional...Has five brothers and one sister...Born in Lagos, Nigeria...Interested in majoring in sports management.

UT Faculty/Staff Recruiting Assistant: Billy Pierce, Director of Undergraduate Admissions

Coach Beckman: "T.J. is a playmaker. He may be the best defensive player to come out of the Toledo area last year."

Zac Kerin

Offensive Lineman

6-5 • 270 • Fr.

Delaware, OH - Olentangy H.S.

77

High School

Made first-team all-district and special mention all-state... Selected to play in the North-South All-Star Game...Rushed for 1,476 yards and threw for 1,736...On defense, had 55 tackles, five sacks, two forced fumbles and two fumble recoveries...Team captain and offensive MVP, as well as the special teams MVP...As a junior, played exclusively on defense, making 45 tackles.

High School Coach: Ed Terwilliger

Personal

Full name is Zachary Todd Kerin...Birthdate: Aug. 13, 1991...Parents are Todd and Amy Kerin...Father is a police officer and mother is an accountant...Has a younger sister, Courtney...Enjoys fishing and paintball...An avid Steelers fan...Interested in majoring in engineering.

UT Faculty/Staff Recruiting Assistants: Brian Randolph and John Pawlecki, College of Engineering.

Coach Beckman: "Zac is an athletic offensive lineman who is very committed and very disciplined."

2009 Newcomers

Outlook

Coaches

Players

Opponents

2008 Review

History

Records

University

Dan Molls

Linebacker

6-1 • 215 • Fr.

North Royalton, OH - Padua Franciscan H.S.

32

High School

Rated as the No. 8 inside linebacker in Ohio by [Rivals.com](#) and listed by [ESPN.com](#) as a top Ohio "Player to Watch."...A three-time all-district honoree...First-team Division II all-state selection in both his junior and senior seasons...Was the district Division II "Co-Defensive Player of the Year" as a junior, averaging better than 14 tackles per game.

High School Coach: Tony Shuman.

Personal

Full name is Daniel Francis Molls...Birthdate: Feb. 12, 1991...Parents are Andrew and Linda Molls...Father was a defensive back at Kentucky in the early 1980's...Has three sisters, Audrey, Carly and Kelsey...Enjoys working with children...Interested in majoring in physical therapy.

UT Faculty/Staff Recruiting Assistant: Dr. Michelle Masterson, Department of Physical Therapy

Coach Beckman: "Dan is a dedicated player who lives and breathes the game. He's a coach's son. I played with his father, Andy Molls, who was a great player at the University of Kentucky."

Eric Page

Wide Receiver/Return Specialist

5-10 • 165 • Fr.

Toledo, OH - Springfield H.S.

12

High School

Named Northwest Ohio's "Player of the Year" by the *Toledo Blade*, racking up 2,381 yards on 256 rushes and 1,102 yards passing on 71-of-133 attempts...Ran for 34 TDs, passed for 11 more and kicked 47 extra points...Was the Ohio Division II "Co-Offensive Player of the Year," league MVP and a first-team all-state selection...As a junior, ran for 2,039 yards and 23 TDs, and passed for 1,137 yards and 17 scores...Earned second-team all-state and first-team all-league honors...Five times, including four as a senior, posted 300-yard rushing games...Compiled 8,800 yards of total offense in his career.

High School Coach: Dave Connelly.

Personal

Full name is Eric Anthony Page...Birthdate: Sept. 23, 1991...Parents are Darnell Easterly and Amy Weemes...Has a younger brother, Darnell...Interested in majoring in criminal justice.

UT Faculty/Staff Recruiting Assistant: Mark Wintgens, Criminal Justice Academic Advisor.

Coach Beckman: "Eric may be the best player to come out of the Toledo area this year. He will be a very versatile player for us. He could be a kick returner, a wide receiver and a running back."

Terrance Owens

Quarterback

6-3 • 165 • Fr.

Cleveland, OH - Glenville H.S.

2

High School

Rated as the No. 4 quarterback in Ohio by [Scout.com](#)...Named first-team all-area by the *Cleveland Plain Dealer*, first-team all-conference and second-team all-state...Threw for 1,258 yards and 14 TDs...As a junior, threw for 1,200 yards and 13 TDs, securing first-team all-conference recognition.

High School Coach: Ted Ginn, Sr.

Personal

Full name is Terrance Durrell Owens...Birthdate: June 28, 1991...Parents are Thomas Owens and Tonya Watson...Interested in majoring in business.

UT Faculty/Staff Recruiting Assistant: Clint Longenecker, College of Business.

Coach Beckman: "Terrance has a strong arm, and he is a great decision-maker on the field."

Ben Pike

Defensive Lineman

6-3 • 245 • Fr.

Mentor, OH - Mentor H.S.

30

High School

Named the Ohio Division II "Defensive Player of the Year," totaling 70 tackles, 20 tackles for loss and 14.5 sacks. A first-team Division I All-Ohio selection as a senior, as well as the Northeast Lakes District "Co-Defensive Player of the Year"...Lake County Touchdown Club Division I-II "Defensive Player of the Year".

High School Coach: Steve Trivisonno.

Personal

Full name is Benjamin James Pike...Birthdate: Mar. 21, 1991...Parents are Phil and Becky Pike...Father is a chemist and mother is a teacher...Has a younger sister...Interested in majoring in business.

UT Faculty/Staff Recruiting Assistant: Emily Creamer, College of Education.

Coach Beckman: "Ben has outstanding quickness for a lineman. He comes from a great program that has produced many top college players."

2009 Newcomers

Darius Reeves

Running Back

6-1 • 190 • Fr.

Columbus, OH - Gahanna Lincoln H.S.

27

Highlights

Listed at No. 4 at running back in preseason depth chart...Recruited in 2008...Enrolled in January of 2009.

High School

Rushed for nearly 4,000 yards and 55 touchdowns in three seasons at Gahanna Lincoln...As a senior, rushed for more than 1,500 yards and had 30 TDs, earning first-team all-conference and first-team all-district honors...As a junior, ran for 1,672 yards and 16 scores, earning first-team all-conference, first-team all-district and honorable mention all-state honors...As a sophomore, was an honorable mention all-district selection, rushing for 800 yards and nine TDs...Ranked as the No. 94 cornerback in the nation by ESPN.com.

Personal

Full name is Darius JaMonte Reeves...Birthdate: Jan. 11, 1990...Parents are Jeff and Diana Reeves...Plans to major in business.

Johnie Roberts

Defensive Lineman

6-3 • 290 • Jr.

Hattiesburg, MS - Hattiesburg H.S.

Pearl River (MS) C.C.

94

Pearl River Community College

Ranked among the top 20 junior college defensive linemen and top 150 overall in the country by JCGridiron.com... Helped lead the Wildcats into the championship game of the Mississippi Junior College state tournament this past season with 40 tackles, five tackles for loss and 2.5 sacks...Played two seasons.

Junior College Coach: Tim Hatten.

High School

Had 99 tackles as a senior.

High School Coach: Doug Haynes.

Personal

Full name is Johnie Leon Roberts...Birthdate: Feb. 1, 1989...Parents are Johnie Roberts and Lucille Rankin...Has a younger sister, Melissa...Interested in majoring in business.

UT Faculty/Staff Recruiting Assistant: Billy Pierce, Director of Undergraduate Admissions.

Coach Beckman: "Johnie meets our need at defensive line. He comes from a great junior college program at Pearl River. He should be an impact player for us this fall."

Jermaine Robinson

Defensive Back

6-3 • 195 • Fr.

Pittsburgh, PA - Brashear H.S.

29

Highlights

Listed at No. 2 at free safety in preseason depth chart...Recruited in 2008...Enrolled in January of 2009.

High School

Quarterback/defensive back in high school, earning first-team all-city honors on defense and offense...Was City League "Player of the Year" and first-team 4A all-state honoree on defense...Threw for 1,648 yards and 28 TDs on 96-of-144 passing as a senior...Rushed for 15 TDs...On defense, had 89 tackles, six sacks and five interceptions...As a junior, completed 105-of-190 passes for 1,128 yards and 15 TDs while rushing for 10 scores...Added 90 tackles, eight sacks and five interceptions on his way to first-team City League honors...Rated as the No. 26 safety in the country, No. 17 player in the state of Pennsylvania and a three-star recruit by Rivals.com...Ranked No. 39 at safety by ESPN.com.

Personal

Full name is Jermaine Robinson...Birthdate: April 10, 1989...Parents are Jerome and Dinine Robinson...Plans to major in accounting.

Christian Smith

Defensive Lineman

6-2 • 240 • Fr.

Oklahoma City, OK - Carl Albert H.S.

84

High School

Selected first-team all-state by the Oklahoma Coaches Association...Named the district lineman of the year and selected to play in the Oklahoma East-West All-Star game...Had 94 tackles, 15 tackles for loss and nine sacks as a senior while leading his team to the Class 5A championship game...As a junior, made second-team all-city, honorable mention all-district and honorable mention all-state.

High School Coach: Gary Rose.

Personal

Full name is Christian Jamar LeRay Smith...Birthdate: Jan. 18, 1991...Parents are Stephon Smith and Carla Gordan-Smith...Undecided major.

UT Faculty/Staff Recruiting Assistant: Billy Pierce, Director of Undergraduate Admissions.

Coach Beckman: "Christian comes from a championship program. He has great quickness off the ball which makes him a very effective edge pass rusher."

2009 Newcomers

Outlook

Coaches

Players

Opponents

2008 Review

History

Records

University

Ben Steele

Defensive Lineman

6-4 • 260 • Fr.

Venice, FL - Venice H.S.

92

High School

Four-time letterwinner who had 93 tackles, five sacks and two forced fumbles as a senior...Helped lead Venice High School to district championships in 2007 and 2008 in one of the most competitive districts in the country...Also lettered four times in track and weightlifting...State finalist in the shot put as a junior... Also played basketball.

High School Coach: John Peacock.

Personal

Full name is Benjamin Dean Steele...Birthdate: July 26, 1990... Parents are Mike and Debi Steele...Has an older brother, Mitch... Undecided major.

UT Faculty/Staff Recruiting Assistant: Clint Longenecker, College of Business.

Coach Beckman: "Ben has great strength and athletic ability for a defensive lineman."

Richard Steele

Defensive Back

6-0 • 185 • Fr.

Cincinnati, OH - LaSalle H.S.

11

High School

Made first-team all-conference and honorable mention all-district as a senior defensive back at Cincinnati LaSalle...*Ohio High Magazine* rated him the No. 51 player in Ohio, while ESPN.com ranks him No. 68 among cornerbacks in the nation...Had 51 tackles, one interception and four pass breakups as a senior...56 tackles, one interception and 15 pass breakups as a junior...Threw for four TDs at quarterback...Also ran track.

High School Coach: Tom Gippa

Personal

Full name is Richard Davis Steele...Birthdate: June 28, 1991... Parents are Richard and Yolanda Steele...Has a younger brother, Brandon and a younger sister, Lindsey...Habitat for Humanity volunteer...Interested in majoring in education.

UT Faculty/Staff Recruiting Assistant: Emily Creamer, College of Education.

Coach Beckman: "Richard has great cover ability and athletic ability. He also has that great burst of speed you like to see in a defensive back."

Daxton Swanson

Defensive Back

5-10 • 165 • Fr.

Waco, TX - La Vega H.S.

5

High School

Earned second-team all-state honors as a cornerback and honorable mention honors as a wide receiver...Led the state in interceptions with 13 to go along with 56 tackles and 20 pass breakups... Helped his team make the Class 3A state championship game... Was the Pirates' leading receiver with 34 catches for 868 yards and seven TDs...Earned first-team all-district honors on both offense and defense...Chosen to play in the Texas All-Star Game...Injured for most of his junior season, but did manage three interceptions and 17 tackles on defense, as well as 12 receptions for 360 yards and three TDs on offense...Member of school's 4x100 relay team that finished runner-up in the state championship meet, and the 4x200 relay team that finished fourth in his junior year.

High School Coach: Willie Williams.

Personal

Full name is Daxton Swanson...Birthdate: March 21, 1991... Mother is Alice Gray...Mother is a nurse...Has a younger brother, Joseph...Likes bowling and fishing...Interested in majoring in business.

UT Faculty/Staff Recruiting Assistant: Billy Pierce, Director of Undergraduate Admissions.

Coach Beckman: "Daxton has a great explosion and burst. He's a very competitive young man."

Edward Williams

Wide Receiver

6-2 • 188 • Fr.

Tampa, FL - Alonzo H.S.

87

High School

Grabbed 31 receptions for 456 yards and six TDs as a senior, earning honorable mention all-county honors and a spot in the Hillsborough County All-Star Game...Caught 18 passes for 350 yards as a junior...Accumulated 512 all-purpose yards as a sophomore...Also played baseball.

High School Coach: Mike Heldt.

Personal

Full name is Edward L. Williams...Birthdate: March 14, 1991... Parents are Edward and Teneca Williams...Has two older brothers...Has worked as vendor at Tampa Bay Buccaneers games... Interested in majoring in criminal justice.

UT Faculty/Staff Recruiting Assistant: Mick Dier, University of Toledo Police Officer.

Coach Beckman: "Edward has great hands, outstanding speed and can also handle returns."



The Opponents

Game 1-September 5

at Purdue



Saturday, Sept. 5 • Noon • Ross-Ade Stadium • West Lafayette, IN

Football Information

2008 Record: 4-8
 Conference Record: 2-6 (T-9th)
 Head Coach: Danny Hope
 Record at Purdue: 0-0 (1st year)
 Overall Record: 35-22 (5 years)
 Record vs. Toledo: 0-0



Danny Hope

Starters Returning (Lost): 13 (11)
 Offensive Starters Returning (Lost): 4 (7)
 Defensive Starters Returning (Lost): 7 (4)
 Kickers Returning (Lost): 2 (0)

University Information

Location: West Lafayette, IN
 Nickname: Boilermakers
 Stadium: Ross- Ade (62,500)
 Surface: Prescription Athletic Turf
 Colors: Old Gold and Black
 Enrollment: 40,090
 Conference: Big Ten
 President: Dr. France A. Cordova
 Athletic Director: Morgan Burke



Ross-Ade Stadium

Media Information

Football SID: Tom Schott
 Office Phone: (765) 494-3145
 Cell Phone: (765) 427-1721
 Press Box Phone: (765) 494-9079
 Fax: (765) 494-5447
 SID e-mail address: tschott@purdue.edu
 Mailing Address:
 Mackey Arena, Room 15
 900 North University Street
 West Lafayette, IN 47907
 Web page address: www.purduesports.com

2009 Schedule

Sept. 5	TOLEDO	NOON
Sept. 12	at Oregon	TBA
Sept. 19	NORTHERN ILLINOIS	TBA
Sept. 26	NOTRE DAME	TBA
Oct. 3	NORTHWESTERN*	TBA
Oct. 10	at Minnesota*	TBA
Oct. 17	OHIO STATE*	TBA
Oct. 24	ILLINOIS*	TBA
Oct. 31	at Wisconsin*	TBA
Nov. 17	at Michigan*	TBA
Nov. 14	MICHIGAN STATE*	TBA
Nov. 21	at Indiana*	TBA

* Big Ten game / All times are Eastern Time

2008 Results (4-8, 2-6 Big 10)

Sept. 6	N. COLORADO	W, 42-10
Sept. 13	OREGON	L, 26-32
Sept. 20	CENTRAL MICHIGAN	W, 32-25
Sept. 27	at Notre Dame	L, 21-38
Oct. 4	PENN STATE*	L, 6-20
Oct. 11	at Ohio State*	L, 3-16
Oct. 18	at Northwestern*	L, 26-48
Oct. 25	MINNESOTA*	L, 6-17
Nov. 1	MICHIGAN*	W, 48-42
Nov. 8	at Michigan State*	L, 7-21
Nov. 15	at IOWA*	L, 17-22
Nov. 22	INDIANA *	W, 62-10

* Big Ten game

Returning Statistical Leaders



Ryan Kerrigan

PASSING	Comp	Att	Int.	Pct.	Yds.	TDs
Joey Elliott	8	15	0	53.3	81	0
RUSHING	Att.	Yds.	Avg.	TDs		
Jaycen Taylor*	107	560	5.2	4		
Frank Halliburton	13	37	2.8	0		
RECEIVING	No.	Yds.	Avg.	TDs		
Keith Smith	49	486	9.9	2		
Aaron Valentin	11	224	20.4	2		
DEFENSE	Tackles	TFL	Sack	Int.		
Torri Williams	83	0.5	0	2		
Joe Holland	76	2.0	1.0	0		

* 2007 statistics

Toledo-Purdue Series (Series tied, 2-2)

Year	Winner	Score	Site	Year	Winner	Score	Site
1992	UT	33-29	Purdue	1997	UT	36-22	Toledo
1994	Purdue	51-17	Purdue	2007	Purdue	52-24	Toledo

Series Facts

- This is the second meeting in a three-game contract that began with a game at Toledo in 2007. Toledo also travels to Purdue next year on Sept. 25.
- This will be the fifth meeting overall in the series, the most Toledo has played vs. any Big Ten school.
- The two schools had a three-game series in the 1990's with Toledo taking two out of three.



Outlook

Coaches

Players

Opponents

2008 Review

History

Records

University

Game 2 - September 11



Colorado



Friday, Sept. 11 • 9:00 p.m. • Glass Bowl • Toledo, OH

Football Information

2008 Record: 5-7

Big 12 Record: 2-6 (4th-North)

Head Coach: Dan Hawkins

Record at UC: 13-24 (3 years)

Overall Record: 66-35 (8 years)

Record vs. Toledo: 0-0

Starters Returning (Lost): 16 (10)

Offensive Starters Returning (Lost): 10 (2)

Defensive Starters Returning (Lost): 5 (7)

Kickers Returning (Lost): 1 (1)



Dan Hawkins

University Information

Location: Boulder, CO

Nickname: Buffaloes

Stadium: Folsom Field (53,750)

Surface: Grass

Colors: Silver, Gold and Black

Enrollment: 29,624


Conference: Big 12

Chancellor: Dr. Phil DiStefano

President: Bruce Benson

Athletic Director: Mike Bohn

Media Information



Folsom Field

Football SID: David Plati

Office Phone: (303) 492-5626

Cell Phone: (303) 944-7272

Press Box Phone: (303) 492-5626

Fax: (303) 492-3811

SID e-mail address: david.plati@colorado.edu

Mailing Address:

357 UCB

Boulder, CO 80309-0357

Web page address: www.cubuffs.com

2009 Schedule


Sept. 5	COLORADO STATE	TBA
Sept. 11	at Toledo	7:00 p.m.
Sept. 19	WYOMING	TBA
Oct. 1	at West Virginia	5:30 p.m.
Oct. 10	at Texas*	TBA
Oct. 17	KANSAS*	TBA
Oct. 24	at Kansas State*	TBA
Oct. 31	MISSOURI*	TBA
Nov. 7	TEXAS A&M*	TBA
Nov. 14	at Iowa State*	TBA
Nov. 19	at Oklahoma State*	5:30 p.m.
Nov. 27	NEBRASKA*	1:30 p.m.

All times are Mountain Time / * Big 12 game

2008 Results (5-7, 2-6 Big 12)

Aug. 31	at Colorado State	W, 38-17
Sept. 6	Eastern Washington	W, 31-24
Sept. 18	West Virginia	W, 17-14
Sept. 27	at Florida State	L, 21-39
Oct. 4	Texas*	L, 14-38
Oct. 11	at Kansas*	L, 14-30
Oct. 18	Kansas State*	W, 14-13
Oct. 25	at Missouri*	L, 0-58
Nov. 1	at Texas A&M*	L, 17-24
Nov. 8	Iowa State*	W, 28-24
Nov. 15	Oklahoma State*	L, 17-30
Nov. 28	at Nebraska*	L, 31-40

* Big 12 game



Scotty McKnight

Returning Statistical Leaders

PASSING	Comp-Att-Int.	Pct.	Yds.	TDs
Cody Hawkins	183-320-10	57.2	1,892	17
Tyler Hansen	34-65-4	52.3	541	1

RUSHING	Att.	Yds.	Avg.	TDs
Rodney Stewart	132	622	4.7	2
Darrell Scott	87	343	3.9	1

RECEIVING	No.	Yds.	Avg.	TDs
Scotty McKnight	46	519	11.3	5
Josh Smith	29	387	13.3	3

DEFENSE	Tackles	TFL	Sack	Int.
Jeff Smart	118	2.0	1.0	0
Shaun Mohler	97	4.0	0	2

Toledo-Colorado Series (First Meeting)

Series Facts

- The Toledo-Colorado game was a late addition that came about when Miami (OH) opted out of its home game with the Buffaloes in favor of a contest with Kentucky.
- This is a one-time meeting with no return trip to Boulder scheduled for the Rockets.

Game 3 - September 19



Ohio State



Saturday, Sept. 19 • Noon • Browns Stadium • Cleveland, OH

Football Information

2008 Record: 10-3
Conference Record: 7-1 (T-1st)
Head Coach: Jim Tressel
Record at OSU: 73-16 (9th year)
Overall Record: 208-72-2 (23 years)
Record vs. Toledo: 0-0
Starters Returning (Lost): 12 (12)
Offensive Starters Returning (Lost): 5 (6)
Defensive Starters Returning (Lost): 7 (4)
Kickers Returning (Lost): 0 (2)



Jim Tressel

University Information

Location: Columbus, OH
Nickname: Buckeyes
Stadium: Ohio Stadium (102,329)
Surface: Field Turf
Colors: Scarlet & Gray
Enrollment: 52,568
Conference: Big Ten
President: E. Gordon Gee
Athletic Director: Gene Smith



Ohio Stadium

Media Information

Football SID: Shelly Poe
Office Phone: (614) 247-7023
Cell Phone: (614) 678-2034
Press Box Phone: (614) 292-1812
Fax: (614) 292-8547
SID e-mail address: poe45@osu.edu
Mailing Address:

124 St. John Arena
 410 Woody Hayes Drive
 Columbus, OH 43210

Web page address: www.ohiostatebuckeyes.com

2009 Schedule

Sept. 5	NAVY	TBA
Sept. 12	USC	8:00 p.m.
Sept. 19	Toledo (at Cleveland)	Noon
Sept. 26	ILLINOIS	TBA
Oct. 3	at Indiana	TBA
Oct. 10	WISCONSIN	TBA
Oct. 17	at Purdue	TBA
Oct. 24	MINNESOTA	TBA
Oct. 31	NEW MEXICO STATE	TBA
Nov. 7	at Penn State	TBA
Nov. 14	IOWA	TBA
Nov. 21	at Michigan	TBA

All times are Eastern Time

2008 Results (10-3, 7-1 Big Ten)

Aug. 30	YOUNGSTOWN STATE	W, 43-0
Sept. 6	OHIO	W, 26-14
Sept. 13	at USC	L, 3-35
Sept. 20	TROY	W, 28-10
Sept. 27	MINNESOTA	W, 34-21
Oct. 4	at Wisconsin	W, 20-17
Oct. 11	PURDUE	W, 16-3
Oct. 18	at Michigan State	W, 45-7
Oct. 25	PENN STATE	L, 6-13
Nov. 8	at Northwestern	W, 45-10
Nov. 15	at Illinois	W, 30-20
Nov. 22	MICHIGAN	W, 42-7
Jan. 5	Texas#	L, 21-24

Tostitos Fiesta Bowl

Returning Statistical Leaders



Terrelle Pryor

PASSING	Comp	Att	Int.	Pct.	Yds.	TDs
Terrelle Pryor	100	165	4	60.6	1311	12
RUSHING	Att	Yds.	Avg.	TDs		
Terrelle Pryor	139	631	4.5	6		
Dan Herron	89	439	4.9	6		
RECEIVING	No.	Yds.	Avg.	TDs		
Dane Sanzenbacher	21	272	13.0	1		
Ray Small	18	149	8.3	0		
DEFENSE	Tackles	TFL	Sack	Int.		
Kurt Coleman	78	4.0	1.0	4		
Anderson Russell	67	0.0	0.0	2		
Ross Homan	67	6.0	1.0	0		

Toledo-Ohio State Series

(OSU leads, 1-0)

Year	Winner	Score	Site
1998	OSU	49-0	OSU

Series Facts

- This is the second meeting between the two schools. Ohio State defeated Toledo in the first meeting, 49-0, in 1998 at Ohio Stadium. The Buckeyes were ranked No. 1 in the nation at the time,
- Per agreement between the two schools, Toledo is designated as the home team for this year's contest in Cleveland. The Rockets will play at Columbus in 2011.



Outlook

Coaches

Players

Opponents

2008 Review

History

Records

University

Game 4 - September 26



at Florida International

Saturday, Sept. 26 • 7:00 p.m. • FIU Stadium • Miami, FL

Outlook

Coaches

Players

Opponents

2008 Review

History

Records

University

Football Information

2008 Record: 5-7

Conference Record: 3-4 (T-5th)

Head Coach: Mario Cristobal

Record at FIU: 6-30 (3 years)

Overall Record: 6-30 (3 years)

Record vs. Toledo: 1-0

Starters Returning (Lost): 19 (5)

Offensive Starters Returning (Lost): 9 (2)

Defensive Starters Returning (Lost): 9 (2)

Kickers Returning (Lost): 1 (1)



Mario Cristobal

University Information

Location: Miami, FL

Nickname: Golden Panthers

Stadium: FIU Stadium (18,000)

Surface: AstroPlay

Colors: Blue and Gold

Enrollment: 38,000

Conference: Sun Belt

President: Dr. Modesto A. Maidique

Athletic Director: Pete Garcia



FIU Stadium

Media Information

Football SID: Brian Goldman

Office Phone: (305) 348-1496

Cell Phone: (412) 897-0760

Press Box Phone: TBA

Fax: (305) 348-2963

SID e-mail address: bgoldman@fiu.edu

Mailing Address:

FIU-University Park

U.S. Century Bank Arena, Room 211

Miami, FL 33199

Web page address: www.fiusports.com

2009 Schedule

Sept. 12	at Alabama	TBA
Sept. 19	at Rutgers	TBA
Sept. 26	TOLEDO	7:00 p.m.
Oct. 3	at UL-Monroe*	TBA
Oct. 10	at Western Kentucky*	TBA
Oct. 17	TROY*	7:00 p.m.
Oct. 24	at Arkansas State*	TBA
Oct. 31	UL-LAFAYETTE*	Noon
Nov. 7	at Middle Tennessee*	TBA
Nov. 14	NORTH TEXAS (HC)*	7:00 p.m.
Nov. 21	at Florida	TBA
Dec. 5	FLORIDA ATLANTIC*	7:00 p.m.

All times are Eastern Time

* Sun Belt game

2008 Results (5-7, 3-4 Sun Belt)

Aug. 30	at Kansas	L, 10-40
Sept. 6	at Iowa	L, 0-42
Sept. 20	South Florida	L, 9-17
Sept. 27	at Toledo	W, 35-16
Oct. 4	at North Texas*	W, 42-10
Oct. 11	Middle Tennessee*	W, 31-21
Oct. 18	at Troy*	L, 23-33
Nov. 1	at UL-Lafayette*	L, 20-49
Nov. 8	Arkansas State*	W, 22-21
Nov. 22	UL-Monroe*	L, 27-31
Nov. 29	Florida Atlantic*	L, 50-57
Dec. 6	W. Kentucky*	W, 27-3

* Sun Belt game

Returning Statistical Leaders



T.Y. Hilton

PASSING	Comp-Att-Int.	Pct.	Yds	TDs
Paul McCall	167-317-9	52.7	2332	15
Wayne Younger	18-33-0	54.5	249	1
RUSHING	Att.	Yds.	Avg.	TDs
Darriet Perry	31	175	5.6	2
Daunte Owens	29	130	4.5	1
RECEIVING	No	Yds	Avg	TDs
T.Y. Hilton	41	1013	24.7	7
Greg Ellingson	35	574	16.4	3
DEFENSE	Tackles	TFL	Sack	Int
Scott Bryant	89	7.5	0.5	0.0
J. Weatherspoon	51	1.5	0	1

Toledo-Florida International Series

(FIU leads, 1-0)

Year	Winner	Score	Site
2008	FIU	35-16	UT

Series Facts

- This is the second in a two-game series between the two schools. FIU won the first game at UT last season.

Game 5 - October 3

at Ball State



Saturday, Oct. 3 • Noon • Scheumann Stadium • Muncie, IN



Football Information

2008 Record: 10-2
Conference Record: 8-0 (1st-West)
Head Coach: Stan Parrish
Record at BSU: 0-0 (1st year)
Overall Record: 57-42-3 (12 years)
Record vs. Toledo: 0-0
Starters Returning (Lost): 11 (11)
Offensive Starters Returning (Lost): 4 (7)
Defensive Starters Returning (Lost): 7 (4)
Kickers Returning (Lost): 0 (2)



Stan Parrish

University Information

Location: Muncie, IN
Nickname: Cardinals
Stadium: Scheumann Stadium (22,500)
Surface: Field Turf
Colors: Cardinal and White
Enrollment: 17,285
Conference: Mid-American (West)
President: Dr. Jo Ann Gora
Athletic Director: Tom Collins



Scheumann Stadium

Media Information

Football SID: Joe Hernandez
Office Phone: (765) 285-8242
Cell Phone: (765) 730-4614
Press Box Phone: (765) 285-5381 or 5382
Fax: (765) 285-8929
SID e-mail address: jhernand@bsu.edu
Mailing Address:
 HP 120
 2000 W. University Ave.
 Muncie, IN 47306
Web page address: www.ballstatesports.com

2009 Schedule

Sept. 3	NORTH TEXAS	TBA
Sept. 12	NEW HAMPSHIRE	TBA
Sept. 19	at Army	TBA
Sept. 26	at Auburn	TBA
Oct. 3	TOLEDO*	Noon
Oct. 10	at Temple*	TBA
Oct. 17	BOWLING GREEN	TBA
Oct. 24	at Eastern Michigan*	TBA
Oct. 31	OHIO*	TBA
Nov. 12	at Northern Illinois*	6:00 p.m.
Nov. 18	CENTRAL MICHIGAN*	TBA
Nov. 24	at Western Michigan*	7:00 p.m.

All times are Eastern Time

* MAC Game

2008 Results (12-2, 8-0 MAC)

Aug. 28	Northeastern	W, 48-14
Sept. 5	Navy	W, 35-23
Sept. 13	at Akron*	W, 41-24
Sept. 20	at Indiana	W, 42-20
Sept. 27	Kent State*	W, 41-20
Oct. 4	at Toledo*	W, 31-0
Oct. 11	at Western Kentucky	W, 24-7
Oct. 25	Eastern Michigan*	W, 38-16
Nov. 5	Northern Illinois*	W, 45-14
Nov. 11	at Miami*	W, 31-16
Nov. 19	at Central Michigan*	W, 31-24
Nov. 25	Western Michigan*	W, 45-22
Dec. 5	Buffalo %	L, 24-42
Jan. 6	Tulsa #	L, 13-45

% MAC Championship

GMAC Bowl

* MAC Game

Returning Statistical Leaders



MiQuale Lewis

PASSING	Comp-Att-Int.	Pct.	Yds.	TDs
Tanner Justice	2-2-0	100.0	17	0
RUSHING	Att.	Yds.	Avg.	TDs
MiQuale Lewis	322	1736	5.4	22
Cory Sykes	78	428	5.5	3
RECEIVING	No.	Yds.	Avg.	TDs
Briggs Orsbon	68	813	12.0	5
MiQuale Lewis	35	325	9.3	0
Madaris Grant	26	285	11.0	0
DEFENSE	Tackles	TFL	Sack	Int.
Alex Knipp	96	3.5	1	2
Sean Baker	94	4.0	0	6

Toledo-Ball State Series

(BSU leads, 17-16-1)

Year	Winner	Score	Site	Year	Winner	Score	Site
1975	BSU	38-28	BSU	1992	UT	10-9	BSU
1976	BSU	27-14	UT	1993	BSU	31-30	BSU
1977	BSU	43-3	UT	1994	Tie	24-24	UT
1978	BSU	28-0	BSU	1995	UT	17-14	UT
1979	UT	31-14	UT	1996	BSU	24-14	BSU
1980	BSU	27-7	BSU	1997	BSU	35-3	BSU
1981	UT	40-0	UT	1998	UT	27-6	UT
1982	UT	31-14	BSU	1999	UT	23-10	BSU
1983	UT	43-7	UT	2000	UT	31-3	UT
1984	UT	20-2	BSU	2001	BSU	24-20	BSU
1985	BSU	23-19	UT	2002	UT	37-17	UT
1986	BSU	27-10	BSU	2003	BSU	38-14	BSU
1987	UT	21-17	UT	2004	UT	52-14	UT
1988	BSU	13-3	BSU	2005	UT	34-14	BSU
1989	UT	29-22	UT	2006	BSU	20-17	UT
1990	UT	28-16	BSU	2007	BSU	41-20	BSU
1991	BSU	9-3	UT	2008	BSU	31-0	UT



Outlook

Coaches

Players

Opponents

2008 Review

History

Records

University

Game 6 - Oct. 10



Western Michigan

Saturday, Oct. 10 • 7:00 p.m. • Glass Bowl • Toledo, OH • Homecoming

Football Information

2008 Record: 9-4
Conference Record: 6-2 (T-2nd-West)
Head Coach: Bill Cubit
Record at WMU: 29-20 (4 years)
Overall Record: 63-38-1 (8 years)
Record vs. Toledo: 3-1
Starters Returning (Lost): 13 (12)
Offensive Starters Returning (Lost): 7 (4)
Defensive Starters Returning (Lost): 4 (8)
Kickers Returning (Lost): 2 (0)



Bill Cubit

University Information

Location: Kalamazoo, MI
Nickname: Broncos
Stadium: Waldo Stadium (30,200)
Surface: Field Turf
Colors: Brown and Gold
Enrollment: 24,818
Conference: Mid-American (West)
President: Dr. John M. Dunn
Athletic Director: Kathy Beauregard



Waldo Stadium

Media Information

Football SID: Mat Kanan
Office Phone: (269) 387-4125
Cell Phone: (269) 998-2259
Press Box Phone: (269) 387-3064/3065
Fax: (269) 387-4139
SID e-mail address: mat.kanan@wmich.edu
Mailing Address:
 Read Fieldhouse
 1903 West Michigan Ave.
 Kalamazoo, MI 49008
Web page address: www.wmubroncos.com

2009 Schedule

Sept. 5	at Michigan	TBA
Sept. 12	at Indiana	TBA
Sept. 19	MIAMI*	TBA
Sept. 26	HOFSTRA	TBA
Oct. 3	at Northern Illinois*	TBA
Oct. 10	at Toledo*	7:00 p.m.
Oct. 17	CENTRAL MICHIGAN*	TBA
Oct. 24	BUFFALO*	TBA
Oct. 31	at Kent State*	TBA
Nov. 7	at Michigan State	TBA
Nov. 14	at Eastern Michigan*	TBA
Nov. 24	BALL STATE*	7:00 p.m.

All times are Eastern Time

* MAC Game

2008 Results (9-4, 6-2 MAC)

Aug. 30	at Nebraska	L, 24-47
Sept. 6	NORTHERN ILLINOIS*	W, 29-26
Sept. 13	at Idaho	W, 51-28
Sept. 20	TENNESSEE TECH	W, 41-7
Sept. 27	at Temple*	W, 7-3
Oct. 4	OHIO*	W, 41-20
Oct. 11	at Buffalo*	W, 34-28
Oct. 18	at Central Michigan*	L, 28-38
Nov. 1	EASTERN MICHIGAN*	W, 31-10
Nov. 8	ILLINOIS (at Detroit)	W, 23-17
Nov. 15	TOLEDO*	W, 27-17
Nov. 25	at Ball State*	L, 22-45
Dec. 30	RICE #	L, 14-38

Texas Bowl

* MAC Game



Tim Hiller

Returning Statistical Leaders

PASSING	Comp-Att-Int.	Pct.	Yds.	TDs
Tim Hiller	339-522-10	64.9	3725	36

RUSHING	Att.	Yds.	Avg.	TDs
Brandon West	204	1026	5.0	8
Aaron Winchester	69	272	3.9	0

RECEIVING	No.	Yds.	Avg.	TDs
Juan Nunez	57	701	12.3	7
Brandon West	38	280	7.4	3

DEFENSE	Tackles	TFL	Sack	Int.
Austin Pritchard	86	12.5	2.0	0
Mario Armstrong	64	0	0	1

Toledo-Western Michigan Series (Toledo leads series, 36-27)

Year	Winner	Score	Site	Year	Winner	Score	Site	Year	Winner	Score	Site
1939	UT	6-0	UT	1967	UT	35-9	UT	1988	WMU	31-9	UT
1940	UT	12-0	WMU	1968	UT	30-6	WMU	1989	UT	19-18	UT
1941	WMU	34-0	WMU	1969	UT	38-13	UT	1990	UT	37-9	WMU
1942	WMU	13-0	UT	1970	UT	20-0	WMU	1991	UT	23-13	WMU
1950	WMU	54-19	WMU	1971	UT	35-24	UT	1992	UT	21-12	UT
1951	WMU	14-6	UT	1972	UT	20-13	WMU	1993	WMU	39-26	WMU
1952	WMU	19-14	WMU	1973	WMU	24-22	UT	1994	UT	37-34	UT
1953	UT	19-7	UT	1974	UT	31-24	WMU	1995	UT	31-21	WMU
1954	UT	19-7	WMU	1975	UT	25-7	Neutral	1996	UT	10-7	UT
1955	UT	6-0	UT	1976	WMU	34-21	WMU	1997	UT	23-13	WMU
1956	WMU	26-15	WMU	1977	WMU	28-7	UT	1998	UT	35-7	UT
1957	UT	27-16	UT	1978	WMU	17-7	WMU	1999	UT	45-21	UT
1958	UT	21-6	WMU	1979	UT	17-0	UT	2000	WMU	21-14	WMU
1959	WMU	24-14	UT	1980	WMU	17-7	WMU	2001	UT	41-35	UT
1960	WMU	7-3	WMU	1981	UT	28-14	WMU	2002	UT	42-21	WMU
1961	WMU	7-0	UT	1982	WMU	17-10	UT	2003	UT	34-17	UT
1962	WMU	21-0	WMU	1983	UT	20-16	WMU	2004	UT	59-33	WMU
1963	WMU	18-7	UT	1984	UT	17-13	UT	2005	UT	56-23	UT
1964	UT	21-13	WMU	1985	WMU	18-13	WMU	2006	WMU	31-10	WMU
1965	WMU	3-0	UT	1986	UT	28-7	UT	2007	WMU	42-28	UT
1966	WMU	14-13	WMU	1987	WMU	21-14	WMU	2008	WMU	27-17	WMU

Game 7 - October 17



Northern Illinois

Saturday, Oct. 17 • 7:00 p.m. • Glass Bowl • Toledo, OH

Football Information

2008 Record: 6-7
Conference Record: 5-3 (4th/West)
Head Coach: Jerry Kill
Record at NIU: 6-7 (1 year)
Overall Record: 110-64 (15 years)
Record vs. Toledo: 1-0
Starters Returning (Lost): 13 (11)
Offensive Starters Returning (Lost): 7 (3)
Defensive Starters Returning (Lost): 4 (7)
Kickers Returning (Lost): 1 (1)



Jerry Kill

University Information

Location: DeKalb, IL
Nickname: Huskies
Stadium: Huskie Stadium (24,000)
Surface: Field Turf
Colors: Cardinal and Black
Enrollment: 25,254
Conference: Mid-American (West)
President: Dr. John G. Peters
Athletic Director: Jeff Compher



Huskie Stadium

Media Information

Football SID: Donna Turner
Office Phone: (815) 753-9513
Cell Phone: (815) 793-7454
Press Box Phone: (815) 753-0630 or 0609
Fax: (815) 753-9540
SID e-mail address: donnaturner@niu.edu
Mailing Address:
 209 Convocation Center
 1525 West Lincoln Highway
 DeKalb, IL 60115
Web page address: www.niuhuskies.com

2009 Schedule

Sept. 5 at Wisconsin 6:00 p.m.
 Sept. 12 WESTERN ILLINOIS TBA
 Sept. 19 at Purdue TBA
 Sept. 26 IDAHO TBA
 Oct. 3 WESTERN MICHIGAN* TBA
Oct. 17 at Toledo* 7:00 p.m.
 Oct. 24 at Miami* TBA
 Oct. 31 AKRON* TBA
 Nov. 5 EASTERN MICHIGAN* 6:30 p.m.
 Nov. 12 BALL STATE* TBA
 Nov. 21 at Ohio* TBA
 Nov. 27 at Central Michigan* TBA

All times are Central Time

*MAC Game


2008 Results (6-7, 4-2 MAC)

Aug. 30 at Minnesota L, 31-27
 Sept. 6 at Western Michigan* L, 29-26
 Sept. 20 INDIANA STATE W, 48-3
 Sept. 27 at Eastern Michigan* W, 37-0
 Oct. 4 at Tennessee L, 13-9
 Oct. 11 MIAMI (OH)* W, 17-13
Oct. 18 TOLEDO* W, 38-7
 Oct. 25 BOWLING GREEN* W, 16-13
 Nov. 5 at Ball State* L, 45-14
 Nov. 12 CENTRAL MICHIGAN* L, 33-30
 Nov. 18 at Kent State* W, 42-14
 Nov. 25 NAVY L, 16-0
 Dec. 28 Louisiana Tech# L, 17-10

Independence Bowl

*MAC Game

Returning Statistical Leaders



David Bryant

PASSING	Comp-Att-Int.	Pct.	Yds	TDs
Chandler Harnish	118-211-9	55.9	1528	8
DeMarcus Grady	15-26--0	57.7	138	4

RUSHING	Att.	Yds	Avg.	TDs
Chandler Harnish	118	539	4.6	4
Me'co Brown	110	510	4.6	2

RECEIVING	No	Yds	Avg	TDs
Reed Cunningham	22	252	11.5	3
Landon Cox	16	126	7.9	1

DEFENSE	Tackles	TFL	Sack	Int
David Bryant	83	2	0	0
Mike Sobol	67	3	0	0
Alex Kube	59	7	1.0	0

Toledo-Northern Illinois Series

(Toledo leads series, 28-8)

Year	Winner	Score	Site	Year	Winner	Score	Site
1967	UT	35-0	UT	1987	NIU	41-5	NIU
1969	UT	35-21	NIU	1988	UT	33-20	UT
1970	UT	45-7	UT	1989	NIU	39-27	NIU
1971	UT	23-8	NIU	1990	UT	23-14	UT
1972	NIU	30-7	UT	1991	UT	42-21	UT
1974	UT	44-14	UT	1992	UT	25-8	NIU
1975	UT	24-22	NIU	1997	UT	41-14	UT
1976	UT	17-2	UT	1998	UT	16-3	NIU
1977	UT	27-9	NIU	1999	UT	44-14	UT
1978	UT	35-16	UT	2000	UT	38-24	NIU
1979	NIU	28-10	NIU	2001	UT	41-20	UT
1980	UT	13-6	UT	2002	UT	33-30	NIU
1981	UT	31-0	NIU	2003	UT	49-30	UT
1982	UT	9-3	UT	2004	UT	31-17	NIU
1983	NIU	26-10	NIU	2005	NIU	35-17	UT
1984	UT	13-7	UT	2006	UT	17-13	NIU
1985	NIU	16-3	NIU	2007	UT	70-21	UT
1986	UT	29-28	UT	2008	NIU	38-7	NIU



Outlook

Coaches

Players

Opponents

2008 Review

History

Records

University

Game 8 - October 24



Temple

Saturday, Oct. 24 • 7:00 p.m. • Glass Bowl • Toledo, OH

Outlook
Coaches
Players
Opponents
2008 Review
History
Records
University

Football Information

2008 Record: 5-7
Conference Record: 4-4 (T-2nd/East)
Head Coach: Al Golden
Record at TU: 10-26 (3 years)
Overall Record: 10-26 (3 years)
Record vs. Toledo: 0-0
Starters Returning (Lost): 19 (5)
Offensive Starters Returning (Lost): 8 (3)
Defensive Starters Returning (Lost): 9 (2)
Kickers Returning (Lost): 2 (0)



Al Golden

University Information

Location: Philadelphia, PA
Nickname: Owls
Stadium: Lincoln Financial Field (68,532)
Surface: Natural Grass
Colors: Cherry and White
Enrollment: 34,000
Conference: Mid-American (East)
President: Dr. Ann Weaver Hart
Athletic Director: Bill Bradshaw



Lincoln Financial Field

Media Information

Football SID: Cathy Bongiovi
Office Phone: (215) 204-1608
Cell Phone: (215) 778-6814
Press Box Phone: (267) 570-4453
Fax: (215) 204-7449
SID e-mail address: cathyb@temple.edu
Mailing Address:
 1700 North Broad St., Suite 400
 Philadelphia, PA 19122
Web page address: www.owlsports.com

2009 Schedule

Sept. 3	VILLANOVA	TBA
Sept. 19	at Penn State	TBA
Sept. 26	BUFFALO*	TBA
Oct. 2	at Eastern Michigan*	TBA
Oct. 10	BALL STATE*	TBA
Oct. 17	ARMY (HC)	TBA
Oct. 24	at Toledo*	7:00 p.m.
Oct. 31	at Navy	3:30 p.m.
Nov. 5	MIAMI*	7:30 p.m.
Nov. 13	at Akron*	8:00 p.m.
Nov. 21	KENT STATE*	TBA
Nov. 27	at Ohio*	TBA


All times are Eastern Time
 *MAC Game

2008 Results (5-7, 4-4 MAC)

Aug. 29	at Army	W, 35-7
Sept. 6	CONNECTICUT	L, 9-12 (OT)
Sept. 13	at Buffalo*	L, 28-30
Sept. 20	at Penn State	L, 3-45
Sept. 27	WESTERN MICHIGAN*	L, 3-7
Oct. 4	at Miami*	W, 28-10
Oct. 11	at Central Michigan*	L, 14-24
Oct. 21	OHIO*	W, 14-10
Nov. 1	at Navy	L, 27-33 (OT)
Nov. 12	at Kent State*	L, 38-41
Nov. 22	EASTERN MICHIGAN*	W, 55-52
Nov. 28	AKRON*	W, 27-6

*MAC Game

Returning Statistical Leaders



Andre Neblett

PASSING	Comp-Att-Int.	Pct.	Yds.	TDs
Chester Stewart	53-106-7	50.0	524	4
RUSHING	Att.	Yds.	Avg.	TDs
Kee-ayre Griffin	96	394	4.1	5
Joe Jones	100	275	2.8	1
RECEIVING	No.	Yds.	Avg.	TDs
Jason Harper	33	571	17.3	3
Marquise Liverpool	19	167	8.8	0
DEFENSE	Tackles	TFL	Sack	Int.
Jaiquawn Jarrett	88	1.5	0	3
Alex Joseph	87	3.5	0	0

Toledo-Temple Series

(Toledo leads series, 6-2)

Year	Winner	Score	Site
1961	UT	15-14	Temple
1962	UT	13-0	UT
1984	Temple	35-6	Temple
1987	Temple	13-12	UT
1998	UT	24-12	UT
2001	UT	33-7	Temple
2004	UT	45-17	UT
2005	UT	42-17	Temple

Series Facts

• This will be the first meeting between the schools since Temple joined the MAC in football in 2007.

Game 9 - October 31



at Miami

ONN

Saturday, Oct. 31 • 7:00 p.m. • Yager Stadium • Oxford, OH

Football Information

2008 Record: 2-10

Conference Record: 1-7 (7th/East)

Head Coach: Michael Haywood

Record at MU: 0-0 (First year)

Overall Record: 0-0 (First year)

Record vs. Toledo: 0-0

Starters Returning (Lost): 13 (11)

Offensive Starters Returning (Lost): 8 (3)

Defensive Starters Returning (Lost): 5 (6)

Kickers Returning (Lost): 0 (2)



Michael Haywood

University Information

Location: Oxford, OH

Nickname: RedHawks

Stadium: Yager Stadium (24,286)

Surface: FieldTurf

Colors: Red and White

Enrollment: 15,766

Conference: Mid-American (East)

President: Dr. David C. Hodge

Athletic Director: Brad Bates



Yager Stadium

Media Information

Football SID: Mike Pearson

Office Phone: (513) 529-4329

Cell Phone: (513) 330-2068

Press Box Phone: (513) 529-7261

Fax: (513) 529-6729

SID e-mail address: pearsomg@muohio.edu

Mailing Address:

230 Millett Hall

Oxford, OH 45056

Web page address: www.muredhawks.com

2009 Schedule

Sept. 5	KENTUCKY#	TBA
Sept. 12	at Boise State	TBA
Sept. 19	at Western Michigan*	TBA
Sept. 26	at Kent State*	TBA
Oct. 3	CINCINNATI	TBA
Oct. 10	at Northwestern	TBA
Oct. 17	at Ohio*	TBA
Oct. 24	NORTHERN ILLINOIS*	TBA
Oct. 31	TOLEDO*	7:00 p.m.
Nov. 5	at Temple *	7:30 p.m.
Nov. 12	BOWLING GREEN*	6:00 p.m.
Nov. 18	BUFFALO*	TBA
<i># at Cincinnati, Ohio (Paul Brown Stadium)</i>		
<i>All times Eastern Time</i>		
<i>* MAC Game</i>		

2008 Results (2-10, 1-7 MAC)

Aug. 28	VANDERBILT	L, 13-34
Sept. 6	at Michigan	L, 6-16
Sept. 13	CHARLESTON SOUTHERN	W, 38-27
Sept. 20	at Cincinnati	L, 20-45
Oct. 4	TEMPLE*	L, 10-28
Oct. 11	at Northern Illinois*	L, 13-17
Oct. 18	at Bowling Green*	W, 27-20
Oct. 25	KENT STATE*	L, 21-54
Nov. 4	at Buffalo*	L, 17-37
Nov. 11	BALL STATE*	L, 16-31
Nov. 21	at Toledo*	L, 14-42
Nov. 28	OHIO*	L, 26-41
<i>* MAC Game</i>		

Returning Statistical Leaders

PASSING	Comp-Att-Int.	Pct.	Yds	TDs
Daniel Raudabaugh	201-343-9	58.6	1,960	8

RUSHING	Att.	Yds.	Avg.	TDs
Thomas Merriweather	140	547	3.9	4

RECEIVING	No	Yds	Avg	TDs
Jamal Rogers	41	353	8.6	0
Chris Givens	35	513	14.7	7
Dustin Woods	35	377	10.8	0

DEFENSE	Tackles	TFL	Sack	Int
Caleb Bostic	40	2.0	1.5	0
Brandon Stephens	30	1.0	0	0
Ben Bennett	30	2.5	0	1



Daniel Raudabaugh

Toledo-Miami Series

(Miami leads series, 28-20-1)

Year	Winner	Score	Site	Year	Winner	Score	Site	Year	Winner	Score	Site
1936	MU	13-0	MU	1970	UT	14-13	UT	1987	UT	37-25	UT
1937	UT	13-7	UT	1971	UT	45-6	MU	1988	UT	20-7	MU
1952	MU	27-13	MU	1972	UT	35-21	UT	1989	UT	17-14	UT
1953	MU	81-0	UT	1973	MU	16-0	MU	1990	UT	20-14	MU
1955	MU	47-0	MU	1974	MU	38-22	UT	1991	UT	24-7	UT
1956	MU	33-14	UT	1975	MU	35-21	MU	1992	UT	20-17	MU
1959	MU	25-7	MU	1976	UT	24-9	UT	1993	MU	22-19	UT
1960	MU	30-13	MU	1977	MU	27-3	MU	1995	Tie	28-28	MU
1961	MU	40-14	MU	1978	MU	28-7	UT	1996	MU	27-7	UT
1962	MU	21-12	UT	1979	UT	24-21	MU	1997	UT	35-28	UT
1963	MU	40-8	UT	1980	UT	17-14	UT	1998	MU	28-14	MU
1964	MU	35-14	UT	1981	UT	17-10	UT	2002	MU	27-13	UT
1965	MU	20-16	MU	1982	MU	21-17	MU	2004	MU	23-16	MU
1966	MU	24-12	UT	1983	UT	10-9	UT	2004	UT	35-27	Neut.
1967	UT	24-14	MU	1984	UT	10-7	MU	2008	UT	42-14	UT
1968	MU	21-17	UT	1985	MU	26-14	UT				
1969	UT	14-10	MU	1986	MU	24-8	MU				



Outlook

Coaches

Players

Opponents

2008 Review

History

Records

University

Game 10 - November 11



at Central Michigan



Wednesday, Nov. 11 • 8:00 p.m. • Kelly-Shorts Stadium • Mt. Pleasant, MI

Outlook

Coaches

Players

Opponents

2008 Review

History

Records

University

Football Information

2008 Record: 8-5
Conference Record: 6-2 (2nd/West)
Head Coach: Butch Jones
Record at CMU: 16-11 (2 years)
Overall Record: 16-11 (2 years)
Record vs. Toledo: 2-0
Starters Returning (Lost): 18 (6)
Offensive Starters Returning (Lost): 6 (5)
Defensive Starters Returning (Lost): 10 (1)
Kickers Returning (Lost): 2 (0)



Butch Jones

University Information

Location: Mount Pleasant, MI
Nickname: Chippewas
Stadium: Kelly/Shorts Stadium (30,255)
Surface: FieldTurf
Colors: Maroon and Gold
Enrollment: 26,787
Conference: Mid-American (West)
President: Michael Rao
Athletic Director: Dave Heeke



Kelly-Shorts Stadium

Media Information

Football SID: Scott Rex
Office Phone: (989) 774-7323
Cell Phone: (989) 621-9450
Press Box Phone: (989) 774-3579
Fax: (989) 774-5391
SID e-mail address: scott.rex@cmich.edu
Mailing Address:
 Rose Center
 Mt. Pleasant, MI 48859
Web page address: www.cmuchippewas.com

2009 Schedule

Sept. 5	at Arizona	TBA
Sept. 12	at Michigan State	TBA
Sept. 19	ALCORN STATE	TBA
Sept. 26	AKRON*	TBA
Oct. 3	at Buffalo*	TBA
Oct. 10	EASTERN MICHIGAN*	TBA
Oct. 17	at Western Michigan*	TBA
Oct. 24	at Bowling Green*	TBA
Oct. 31	at Boston College	TBA
Nov. 11	TOLEDO*	8:00 p.m.
Nov. 18	at Ball State*	TBA
Nov. 27	NORTHERN ILLINOIS*	TBA

All times are Eastern Time

*MAC Game

2008 Results (8-5, 6-2 MAC)

Aug. 28	EASTERN ILLINOIS	W, 31-12
Sept. 6	at Georgia	L, 17-56
Sept. 13	at Ohio *	W, 31-28
Sept. 20	at Purdue	L, 25-32
Sept. 27	BUFFALO *	W, 27-25
Oct. 11	TEMPLE*	W, 24-14
Oct. 18	WESTERN MICHIGAN *	W, 38-28
Oct. 25	at Toledo *	W, 24-23
Nov. 1	at Indiana	W, 37-34
Nov. 12	at Northern Illinois *	W, 33-30
Nov. 19	BALL STATE *	L, 24-31
Nov. 28	at Eastern Michigan *	L, 52-56
Dec. 26	at Florida Atlantic#	L, 21-24

Motor City Bowl

*MAC Game

Returning Statistical Leaders

PASSING	Comp-Att-Int.	Pct.	Yds.	TDs
Dan LeFevour	251-376-6	66.8	2784	21

RUSHING	Att.	Yds.	Avg.	TDs
Dan LeFevour	168	592	3.5	6
Bryan Schroeder	59	208	3.5	2

RECEIVING	No.	Yds.	Avg.	TDs
Antonio Brown	93	998	10.7	7
Bryan Anderson	63	865	13.7	6

DEFENSE	Tackles	TFL	Sack	Int.
Nick Bellore	148	5.5	0.5	0
Bobby Seay	90	2.0	0	1
Matt Berning	70	1.5	1.0	0



Dan LeFevour

Toledo-Central Michigan Series

(Tied series, 17-17-3)

Year	Winner	Score	Site	Year	Winner	Score	Site
1928	CMU	13-0	CMU	1991	Tie	16-16	UT
1929	CMU	31-12	CMU	1992	CMU	28-9	CMU
1973	UT	23-21	UT	1993	CMU	38-7	UT
1975	CMU	34-27	UT	1994	CMU	45-27	CMU
1976	CMU	9-7	CMU	1995	UT	19-7	CMU
1977	CMU	44-0	UT	1996	UT	23-20	UT
1978	CMU	27-7	CMU	1997	UT	41-10	CMU
1979	Tie	7-7	UT	1998	UT	17-14	UT
1980	CMU	14-10	CMU	1999	UT	32-13	CMU
1981	UT	17-3	UT	2000	UT	41-0	UT
1982	CMU	16-2	CMU	2001	UT	52-28	CMU
1983	CMU	34-6	UT	2002	UT	44-17	UT
1984	UT	14-7	CMU	2003	UT	31-13	CMU
1985	UT	10-7	UT	2004	UT	27-22	UT
1986	UT	26-14	CMU	2005	CMU	21-17	CMU
1987	Tie	17-17	CMU	2006	CMU	42-20	UT
1988	UT	20-13	UT	2007	CMU	52-31	CMU
1989	UT	29-6	UT	2008	CMU	24-23	UT
1990	CMU	13-12	CMU				

Game 11 - Nov. 20



Eastern Michigan

Friday, Nov. 20 • 7:00 p.m. • The Glass Bowl • Toledo, OH

Football Information

2008 Record: 3-9
Conference Record: 2-6 (T-5th/West)
Head Coach: Ron English
Record at EMU: 0-0 (first Year)
Overall Record: 0-0 (first Year)
Record vs. Toledo: 0-0
Starters Returning (Lost): 18 (6)
Offensive Starters Returning (Lost): 8 (3)
Defensive Starters Returning (Lost): 8 (3)
Kickers Returning (Lost): 2 (0)



Ron English

University Information

Location: Ypsilanti, MI
Nickname: Eagles
Stadium: Rynearson Stadium (30,200)
Surface: Field Turf
Colors: Dark Green and White
Enrollment: 22,638
Conference: Mid-American (West)
President: Dr. Susan Martin
Athletic Director: Dr. Derrick Gragg



Rynearson Stadium

Media Information

Football SID: Jim Streeter
Office Phone: (734) 487-0318
Cell Phone: (734) 260-1004
Press Box Phone: (734) 481-0014/0072
Fax: (734) 485-3840
SID e-mail address: jim.streeter@emich.edu
Mailing Address:
 799 Hewitt Rd.
 307 Convocation Center
 Ypsilanti, MI 48197
Web page address: www.emueagles.com

2009 Schedule

Sept. 5	ARMY	7:00 p.m.
Sept. 12	at Northwestern	TBA
Sept. 19	at Michigan	TBA
Oct. 3	TEMPLE*	1:00 p.m.
Oct. 10	at Central Michigan*	TBA
Oct. 17	KENT STATE*	4:00 p.m.
Oct. 24	BALL STATE*	1:00 p.m.
Oct. 31	at Arkansas	TBA
Nov. 5	at Northern Illinois*	7:30 p.m.
Nov. 14	WESTERN MICHIGAN*	1:00 p.m.
Nov. 20	at Toledo*	7:00 p.m.
Nov. 27	at Akron*	TBA

All times are Eastern Time


* MAC Game

2008 Results (3-9, 2-6 MAC)

Aug. 28	INDIANA STATE	W, 52-0
Sept. 6	at Michigan State	L, 10-42
Sept. 13	TOLEDO*	L, 17-41
Sept. 20	at Maryland	L, 24-51
Sept. 27	NORTHERN ILLINOIS*	L, 0-37
Oct. 4	at Bowling Green*	W, 24-21
Oct. 11	at Army	L, 13-17
Oct. 18	AKRON*	L, 35-42
Oct. 25	at Ball State*	L, 16-38
Nov. 1	at Western Michigan*	L, 10-31
Nov. 22	at Temple*	L, 52-55
Nov. 28	CENTRAL MICHIGAN*	W, 56-52

* MAC Game

Returning Statistical Leaders



Andy Schmitt

PASSING	Comp-Att-Int.	Pct.	Yds.	TDs
Andy Schmitt	261-417-8	62.6	2,644	15
RUSHING	Att.	Yds.	Avg.	TDs
Terrence Blevins	133	575	4.3	12
Dwayne Priest	99	474	4.8	5
RECEIVING	No.	Yds.	Avg.	TDs
Jacory Stone	88	943	10.7	3
Josh Leduc	32	446	13.9	4
Marvon Sanders	28	253	9.0	1
DEFENSE	Tackles	TFL	Sack	Int.
Jermaine Jenkins	64	7.0	2.0	2
Andre Hatchett	51	2.5	0.0	0.0
Brad Ohrman	42	11.0	6.0	0.0

Toledo-Eastern Michigan Series

(Toledo leads series, 25-11)

Year	Winner	Score	Site	Year	Winner	Score	Site
1923	UT	13-0	UT	1991	UT	21-14	EMU
1924	UT	7-0	EMU	1992	UT	41-0	UT
1972	UT	16-0	EMU	1993	UT	14-0	UT
1974	EMU	28-12	UT	1994	EMU	40-37	EMU
1977	EMU	17-7	EMU	1995	UT	34-28	UT
1978	EMU	17-12	UT	1996	UT	24-7	EMU
1979	UT	37-7	EMU	1997	UT	38-35	UT
1980	UT	49-7	UT	1998	EMU	10-7	EMU
1981	UT	42-7	EMU	1999	EMU	20-13	UT
1982	UT	20-19	UT	2000	UT	42-14	EMU
1983	UT	37-9	EMU	2001	UT	28-7	UT
1984	UT	17-7	UT	2002	UT	65-13	EMU
1985	EMU	21-10	EMU	2003	UT	49-14	UT
1986	UT	23-18	UT	2004	UT	42-32	EMU
1987	EMU	38-9	UT	2005	UT	30-3	UT
1988	EMU	20-19	EMU	2006	EMU	17-13	EMU
1989	EMU	31-14	EMU	2007	UT	52-28	UT
1990	UT	37-23	UT	2008	UT	41-17	EMU



Outlook

Coaches

Players

Opponents

2008 Review

History

Records

University

Game 12 - November 27



at Bowling Green



Friday, Nov. 27, 2009 • Time TBA • Doyt Perry Stadium • Bowling Green, OH

Football Information

2008 Record: 6-6

Conference Record: 4-4 (2nd/East)

Head Coach: Dave Clawson

Record at BGSU: 0-0 (First year)

Overall Record: 58-49 (9 years)

Record vs. Toledo: 0-0

Starters Returning (Lost): 11 (13)

Offensive Starters Returning (Lost): 7 (4)

Defensive Starters Returning (Lost): 3 (8)

Kickers Returning (Lost): 1 (1)



Dave Clawson

University Information

Location: Bowling Green, OH

Nickname: Falcons

Stadium: Doyt Perry Stadium (24,000)

Surface: Field Turf

Colors: Orange and Brown

Enrollment: 21,132

Conference: Mid-American (East)

President: Dr. Carol Cartwright

Athletic Director: Greg Christopher



Doyt Perry Stadium

Media Information

Football SID: Dave Meyer

Office Phone: (419) 372-7077

Cell Phone: (419) 265-0284

Press Box Phone: (419) 372-2069

Fax: (419) 372-6015

SID e-mail address: meyerd@bgsu.edu

Mailing Address:

Perry Stadium East

Bowling Green, OH 43403-0030

Web page address: www.bgsufalcons.com

2009 Schedule

Sept. 3	TROY	TBA
Sept. 12	at Missouri	TBA
Sept. 19	at Marshall	TBA
Sept. 26	BOISE STATE	TBA
Oct. 3	OHIO*	TBA
Oct. 10	at Kent State*	TBA
Oct. 17	at Ball State*	TBA
Oct. 24	CENTRAL MICHIGAN*	TBA
Nov. 3	at Buffalo*	7:00 p.m.
Nov. 12	at Miami*	6:00 p.m.
Nov. 20	AKRON*	5:30 p.m.
Nov. 27	TOLEDO*	TBA


All times are Eastern Time

* MAC Game

2008 Results (6-6, 4-4 MAC)

Aug. 30	at Pittsburgh	W, 27-17
Sept. 6	MINNESOTA	L, 17-42
Sept. 13	at Boise State	L, 7-20
Sept. 27	at Wyoming	W, 45-16
Oct. 4	EASTERN MICHIGAN*	L, 21-24
Oct. 11	at Akron*	W, 37-33
Oct. 18	MIAMI*	L, 20-27
Oct. 25	at Northern Illinois*	L, 13-16
Nov. 1	KENT STATE*	W, 45-30
Nov. 11	at Ohio*	W, 28-3
Nov. 21	BUFFALO*	L, 34-40
Nov. 28	at Toledo*	W, 38-10

* MAC Game



Tyler Sheehan

Returning Statistical Leaders

PASSING	Comp-Att-Int.	Pct.	Yds	TDs
Tyler Sheehan	267-400-9	66.8	2,610	20

RUSHING	Att.	Yds	Avg.	TDs
Chris Bullock	92	384	4.2	2
Willie Geter	45	301	6.7	1

RECEIVING	No	Yds	Avg	TDs
Freddie Barnes	40	355	8.9	0
Tyrone Pronty	29	197	6.8	1

DEFENSE	Tackles	TFL	Sack	Int
P.J. Mahone	95	0	0	3
Jahmal Brown	83	3.5	0	0
Jerett Sanderson	68	1.5	0	2

Toledo-Bowling Green Series (Bowling Green leads series, 38-31-4)

Year	Winner	Score	Site	Year	Winner	Score	Site	Year	Winner	Score	Site
1919	UT	6-0	BG	1960	BG	14-3	UT	1984	UT	17-6	UT
1921	BG	20-7	UT	1961	BG	17-6	BG	1985	BG	21-0	BG
1922	Tie	6-6	BG	1962	BG	28-13	UT	1986	UT	22-3	UT
1923	UT	27-0	UT	1963	BG	22-20	BG	1987	BG	20-6	BG
1924	UT	12-7	BG	1964	BG	31-14	UT	1988	UT	34-5	UT
1928	BG	14-0	BG	1965	BG	21-14	BG	1989	BG	27-23	BG
1929	Tie	0-0	UT	1966	BG	14-13	UT	1990	UT	19-13	UT
1930	Tie	0-0	BG	1967	UT	33-0	BG	1991	BG	24-21	BG
1932	BG	12-6	BG	1968	Tie	0-0	UT	1992	BG	10-9	UT
1933	UT	25-7	UT	1969	UT	27-26	BG	1993	BG	17-10	BG
1934	UT	22-0	BG	1970	UT	20-0	UT	1994	BG	31-16	UT
1935	UT	63-0	UT	1971	UT	24-7	BG	1995	UT	35-16	BG
1948	BG	21-6	UT	1972	BG	19-8	UT	1996	UT	24-16	UT
1949	UT	20-19	UT	1973	BG	49-35	BG	1997	UT	35-20	BG
1950	BG	39-14	UT	1974	UT	24-19	UT	1998	UT	24-16	UT
1951	UT	12-6	BG	1975	BG	34-17	BG	1999	BG	34-23	BG
1952	BG	29-19	UT	1976	BG	29-28	UT	2000	UT	51-17	UT
1953	UT	20-19	BG	1977	BG	21-13	BG	2001	BG	56-21	BG
1954	UT	38-7	UT	1978	BG	45-27	UT	2002	UT	42-24	UT
1955	BG	39-0	BG	1979	UT	23-17	BG	2003	BG	31-23	BG
1957	BG	29-0	BG	1980	BG	17-6	UT	2004	UT	49-41	UT
1956	BG	34-12	UT	1981	BG	38-0	BG	2005	UT	44-41	BG
1958	BG	31-16	UT	1982	UT	24-10	UT	2006	UT	31-21	UT
1959	BG	51-21	BG	1983	UT	6-3	BG	2007	BG	37-10	BG
								2008	BG	38-10	UT

Mid-American Conference

Since its inception in 1946, the Mid-American Conference has progressively grown and developed into one of the most aggressive Division I conferences in the country. One of only 11 Football Bowl Subdivision (FBS) conferences, the MAC named Dr. Jon Steinbrecher as its eighth commissioner in the 63-year history of the league this past March. Steinbrecher came to the MAC after serving for six years as the commissioner of the Ohio Valley Conference.

The league has grown its commitment to championships by expanding to six its number of neutral-site post-season events – football (Detroit’s Ford Field), volleyball (Toledo’s SeaGate Centre), men’s and women’s basketball (Cleveland’s Quicken Loans Arena), softball (Akron’s Firestone Stadium) and most recently baseball (Chillicothe’s VA Memorial Stadium).

The MAC tied a league record in 2008 with five schools participating in bowl games – Buffalo (International); Ball State (GMAC); Central Michigan (Motor City); Western Michigan (Texas); and Northern Illinois (Independence Bowl). The 2008 season also saw the first MAC football team ranked in the Top 25 since 2003. Ball State was ranked as high as 12th in the BCS Standings, 12th in the AP and 13th in the USA Today Poll. The Cardinals were ranked in all three polls for 10 straight weeks. MAC football teams won a league-record four games versus opponents from the Big Ten. Toledo became the first MAC team ever to beat Michigan in Ann Arbor; Ball State won its first-ever game against a Big Ten foe when the Cardinals beat Indiana; Central Michigan also defeated Indiana; and Western Michigan beat Illinois in a game played at Ford Field.

In its partnership with ESPN, the MAC signed an

The Mid-American Conference

24 Public Square, 15th Floor
Cleveland, OH 44113
(216) 566-4622
Fax (216) 858-9622
www.mac-sports.com



Jon Steinbrecher

Commissioner: Jon Steinbrecher
(jsteinbrecher@mac-sports.com)

eight-year rights agreement through the 2016-2017 academic year for football, as well as men’s and women’s basketball. The deal will be the most extensive in the 63-year history of the conference. The new deal calls for a minimum of 25 events annually to be produced and aired on an ESPN platform including the men’s and women’s basketball championships, a regular-season MAC presence on ESPN, the Marathon MAC Football Championship and a minimum of 11 regular-season football games.



History of the MAC

Based in Cleveland since July 1999 following a 15-year stay in Toledo, Ohio, the MAC has established historic measurements in both football and men’s and women’s basketball since its move to Northeast Ohio.

The Mid-American Conference was founded as a five-school league on February 24, 1946 in Columbus, Ohio with Ohio, Butler, Cincinnati, Wayne State and Western Reserve admitted as charter members. The Mid-American Conference has 12 full-time schools and a 13th, Temple, for football only.

In 1946 men’s basketball was the first competitive sport in the MAC, which now sponsors a total of 23 sports. Women’s sports were brought into the conference’s structure in 1980.

For men, championships (11) are sponsored in football, basketball, baseball, cross country, soccer, swimming and diving, indoor track and field, outdoor track and field, wrestling, golf and tennis.

For women, championships (12) are sponsored in basketball, softball, volleyball, cross country, field hockey, golf, soccer, swimming and diving, gymnastics, indoor track and field, outdoor track and tennis.

Current MAC Membership (year joined)

West

- Ball State (1973)
- Central Michigan (1971)
- Eastern Michigan (1971)
- Northern Illinois (1975/1997)
- Toledo (1950)
- Western Michigan (1947)

East

- Akron (1992)
- Bowling Green (1952)
- Buffalo (1998)
- Kent State (1951)
- Miami (1947)
- Ohio (1946)
- Temple* (2007)

* Football only



MAC Championship Game



MAC Championship Game

Friday, Dec. 4, 2009
Ford Field, Detroit, MI



Bruce Gradkowski was named MVP of the 2004 MAC Championship Game.

MAC Championship Game Results

Year	Results	Site	Att.
1997	Marshall 34, Toledo 14	Marshall	28,021
1998	Marshall 23, Toledo 17	Marshall	28,085
1999	Marshall 34, W. Michigan 30	Marshall	28,069
2000	Marshall 19, W. Michigan 14	Marshall	24,816
2001	Toledo 41, Marshall 36	Toledo	20,025
2002	Marshall 49, Toledo 45	Marshall	24,582
2003	Miami 49, Bowling Green 27	BGSU	24,813
2004	Toledo 35, Miami 27	Detroit	22,138
2005	Akron 31, Northern Illinois 30	Detroit	12,051
2006	Central Michigan 31, Ohio 10	Detroit	25,483
2007	Central Michigan 35, Miami 10	Detroit	25,013
2008	Buffalo 42, Ball State 24	Detroit	12,871

MAC Champions

1947 - Cincinnati	1978 - Ball State
1948 - Miami	1979 - Central Michigan
1949 - Cincinnati	1980 - Central Michigan
1950 - Miami	1981 - Toledo
1951 - Cincinnati	1982 - Bowling Green
1952 - Cincinnati	1983 - Northern Illinois
1953 - Ohio	1984 - Toledo
1954 - Miami	1985 - Bowling Green
1955 - Miami	1986 - Miami
1956 - Bowling Green	1987 - Eastern Michigan
1957 - Miami	1988 - Western Michigan
1958 - Miami	1989 - Ball State
1959 - Bowling Green	1990 - Toledo /CMU
1960 - Ohio	1991 - Bowling Green
1961 - Bowling Green	1992 - Bowling Green
1962 - Bowling Green	1993 - Ball State
1963 - Ohio	1994 - Central Michigan
1964 - Bowling Green	1995 - Toledo
1965 - BGSU/Miami	1996 - Ball State
1966 - Miami/WMU	1997 - Marshall
1967 - Toledo /Ohio	1998 - Marshall
1968 - Ohio	1999 - Marshall
1969 - Toledo	2000 - Marshall
1970 - Toledo	2001 - Toledo
1971 - Toledo	2002 - Marshall
1972 - Kent State	2003 - Miami
1973 - Miami	2004 - Toledo
1974 - Miami	2005 - Akron
1975 - Miami	2006 - Central Michigan
1976 - Ball State	2007 - Central Michigan
1977 - Miami	2008 - Buffalo

MAC Divisional Champions

West Division

1997 - Toledo
1998 - Toledo
1999 - Western Michigan
2000 - Western Michigan*/ Toledo
2001 - Toledo */Northern Illinois/Ball State
2002 - Toledo */Northern Illinois
2003 - Bowling Green
2004 - Toledo */Northern Illinois
2005 - Toledo /Northern Illinois*
2006 - Central Michigan
2007 - Central Michigan*/Ball State
2008 - Ball State

East Division

1997 - Marshall
1998 - Marshall
1999 - Marshall
2000 - Marshall*/Akron
2001 - Marshall
2002 - Marshall
2003 - Miami
2004 - Miami
2005 - Akron*/Miami/Bowling Green
2006 - Ohio
2007 - Miami*/Bowling Green/Buffalo
2008 - Buffalo

* Advanced to MAC Championship Game by tiebreaker

All-Time Record vs. Opponents

Opponent	W	L	T	Series		Opponent	W	L	T	Series		Opponent	W	L	T	Series	
				Began	Last Played					Began	Last Played					Began	Last Played
Adrian	0	2	0	1919	1921	Illinois Wesleyan	2	0	0	1941	1942	Southern Illinois	3	0	0	1963	1993
Akron	8	8	0	1923	2008	Indiana	0	3	0	1989	1996	Springfield	2	0	0	1948	1949
Alma	0	2	1	1922	1927	Indiana State	1	0	0	1994	1994	Syracuse	0	2	0	1999	2003
Arizona	0	2	0	1985	2008	Iowa State	1	1	0	2006	2007	Tampa	0	3	0	1972	1974
Arizona State	0	1	0	1979	1979	Jefferson Barracks	1	0	0	1941	1941	Temple	6	2	0	1961	2005
Arkansas State	2	0	0	1990	1992	John Carroll	7	6	2	1933	1954	Texas-Arlington	2	0	0	1971	1972
Assumption	1	1	0	1924	1925	Kansas	1	3	0	1991	2007	Texas-El Paso	1	0	0	2005	2005
Austin Peay	1	0	0	1988	1988	Kent State	22	21	0	1942	2006	Tulsa	1	1	0	1962	1964
Baldwin-Wallace	6	2	1	1921	1959	Kenyon	2	0	0	1933	1934	US Coast Guard	0	1	0	1942	1942
Ball State	16	17	1	1975	2008	Liberty	3	0	0	1994	2007	Valparaiso	1	0	0	1939	1939
Bates	2	0	0	1946	1948	Long Island	0	2	0	1939	1940	Villanova	5	5	0	1963	1975
Bluffton	4	3	0	1921	1937	Loras	0	1	0	1949	1949	Washington	0	1	0	1991	1991
Boston	0	2	0	1935	1936	Louisiana Tech	0	2	0	1996	1999	Wayne State	13	8	1	1919	1950
Boston College	0	1	0	2002	2002	Louisville	3	5	0	1925	1981	Weber State	2	0	0	1996	2000
Bowling Green	31	38	4	1919	2008	Marietta	1	0	0	1932	1932	Western Carolina	1	0	0	1975	1975
Bradley	7	1	0	1941	1961	Marshall	22	18	1	1938	2003	Western Illinois	1	0	0	2005	2005
Brandeis	0	0	1	1956	1956	Massachusetts	3	1	0	1976	1999	Western Michigan	36	27	0	1939	2008
Buffalo	5	3	0	1925	2007	McNeese State	1	2	0	1980	2006	Western Reserve	2	7	1	1919	1954
Butler	1	2	0	1940	1942	Miami (FL)	0	1	0	1987	1987	West Liberty	1	0	0	1938	1938
Camp Shelby	1	0	0	1941	1941	Miami (OH)	21	27	1	1938	2008	West Virginia	0	1	0	1937	1937
Canisius	0	2	0	1947	1948	Michigan	1	0	0	2008	2008	Wichita State	2	2	0	1946	1986
Capital	2	2	0	1932	1935	Michigan "B" Team	0	1	0	1928	1928	William & Mary	1	0	0	1970	1970
Carnegie Tech	0	2	0	1923	1924	Michigan State	0	1	0	1925	1925	Wisconsin	0	2	0	1982	1989
Case	3	1	0	1934	1947	Minnesota	1	3	0	1978	2004	Wittenberg	0	1	0	1927	1927
Central Florida	1	2	0	1997	2002	Muskingum	4	0	0	1922	1957	Wooster	0	1	0	1920	1920
Central Michigan	17	17	3	1928	2008	Navy	2	1	0	1990	2001	Xavier	4	9	0	1926	1973
Cincinnati	2	4	0	1921	2001	Nevada	3	0	0	1995	1997	Youngstown State	4	2	1	1942	1961
Colorado	0	0	0	2009	2009	Nevada-Las Vegas	2	1	0	1984	2003						
Colorado State	1	1	0	1970	1973	New Hampshire	3	0	0	1947	1949						
Davidson	1	0	0	1969	1969	North Dakota	2	0	0	1939	1949						
Davis & Elkins	2	0	0	1940	1951	Northern Illinois	28	8	0	1967	2008						
Dayton	10	13	0	1924	1976	Notre Dame "B"	0	1	0	1923	1923						
Defiance	7	4	0	1918	1933	Ohio	30	19	1	1925	2007						
Denison	1	1	0	1935	1936	Ohio Northern	0	3	0	1917	1930						
Detroit	1	4	0	1917	1964	Ohio State	0	1	0	1998	1998						
Detroit Tech	3	0	0	1939	1941	Ohio St. "B" Team	0	1	0	1932	1932						
East Carolina	2	2	0	1970	1981	Ohio Wesleyan	2	0	0	1937	1938						
Eastern Illinois	2	0	0	1984	2000	Oklahoma City	2	0	0	1948	1949						
Eastern Kentucky	3	2	2	1952	1959	Otterbein	3	0	0	1932	1936						
Eastern Michigan	25	11	0	1923	2008	Penn State	1	0	0	2000	2000						
E. Tennessee St.	1	0	0	1995	1995	Pittsburgh	1	2	0	2002	2006						
Findlay	8	2	0	1917	1936	Pittsburg St. (KS)	1	0	0	1950	1950						
Flor. International	0	1	0	2008	2008	Purdue	2	2	0	1992	2007						
Florida State	0	1	0	1986	1986	Quantico Marines	1	0	1	1965	1966						
Fort Belvoir	0	1	0	1953	1953	Richmond	3	0	0	1968	1983						
Fresno State	0	2	0	2005	2008	St. Bonaventure	0	1	0	1950	1950						
Georgetown (KY)	1	0	0	1937	1937	St. Joseph	1	1	0	1938	1941						
Grand Rapids	1	0	0	1923	1923	St. Mary's (TX)	2	0	0	1938	1939						
Great Lakes	1	0	0	1947	1947	San Jose State	1	0	0	1981	1981						
Haskell Institute	0	0	1	1935	1935	Scranton	0	2	0	1939	1940						
Heidelberg	1	3	1	1930	1936	South Dakota St.	1	1	0	1947	1962						
Hillsdale	3	4	0	1918	1960												

2009 opponents in bold

Record vs. Conferences

Records reflect conference affiliation of opponents as of June, 2009

ACC: 0-3

Big 12: 2-4

Big East: 1-6

Big Ten: 5-12

Conference USA: 31-31-1

MAC: 261-216-11*

Mountain West: 4-2

Pac-10: 0-4

Sun Belt: 2-1

WAC: 5-5

I-A Independents: 3-1

* Includes MAC games vs. teams no longer in the conference

2008 in Review



2008 Highlights

Rockets Stun Michigan in One of the Biggest Wins in School History

Where it ranks among the great wins in Toledo Rockets' football history is still being debated, but make no mistake. Toledo's 13-10 victory over Michigan on Oct. 11 will remain forever a victory for the ages.

The contest itself had enough wild moments and heroic performances for a half-dozen games. Some examples and other post-game notes:

- Senior free safety Tyrrell Herbert returned an interception 100 yards for a touchdown to give Toledo a 7-0 lead in the first quarter. It was the longest interception return in school history and in the storied history of Michigan Stadium.

- Senior wide receiver Nick Moore caught 20 passes for 162 yards, breaking the school record for receptions, as well as setting a personal best for yardage. The 20 receptions was also a Michigan Stadium record and a record for a Michigan opponent, and tied the MAC mark held by Eastern Michigan's



The Rockets enjoy the post-game celebration of their 13-10 win over Michigan with UT students at Michigan Stadium.

Kenny Christian, who had 20 catches vs. Temple in 2000.

- Fellow WR junior Stephen Williams added six catches, including at least two acrobatic grabs of errant throws.

- Junior Alex Steigerwald's career-long 48-yard field goal bounced off the crossbar and through to put the Rockets ahead early in the fourth quarter, 13-10.

- Freshman free safety Mark Singer, in for Herbert who was out with cramps, made an interception with 3:44 to play that at the time looked like it would seal the win for UT.

- Michigan's K.C. Lopata hooked a 26-yard field goal attempt just left with eight seconds left to play. A

make would have tied the game and sent it into overtime.

- Toledo became the first MAC school to defeat Michigan (24-1 record vs. MAC).

- The Rockets improved to 5-12 all-time against Big Ten opponents. Their last win over a Big Ten school was in 2001 when they defeated Minnesota, 38-7.

- Toledo played in front of a school-record 107,267 fans at Michigan Stadium. The Rockets' previous largest crowd played in front of was 94,296 in a 24-6 victory at Penn State on Sept. 2, 2000.

- Junior QB Aaron Opelt completed a career-best 33 passes in 50 attempts for 257 yards. Opelt's 33 completions tied for the fifth-most in school history in a single game, while his attempts tied for sixth-best in UT annals.

- Herbert's big interception against Michigan, one of two on the day for the senior, also won the Pontiac Game Changing Performance for the week. The University of Toledo won a \$5,000 contribution from Pontiac to its general scholarship fund.

- The Rockets were a runner-up for the Tostitos Fiesta Bowl National Team of the Week. Texas won the award for their win over No. 1 Oklahoma.



Holy Toledo! Even the famous Times Square ticker got caught up in the excitement of the Rockets' big win.

Where Does it Rank?

The biggest win in school history? Probably not, though Toledo's 13-10 win over the Wolverines could be called the greatest upset in Rocket history. Here are four recent victories that arguably rate ahead of last year's big win.


- **Toledo 49, Bowling Green 41 (2004).** Trailing 23-0 at halftime, the Rockets rallied to win the MAC West Division title over their arch-rivals.

- **Toledo 35, Pittsburgh 31 (2003).** The Panthers were undefeated and ranked No. 9 in the nation. A Hail Mary pass to Pitt's Larry Fitzgerald was batted away with no time on the clock.

- **Toledo 41, Marshall 36 (2001).** The Rockets rallied from a 27-7 deficit to win the MAC Championship on national TV.

- **Toledo 24, Penn State 6 (2000).** The Rockets dominated the Nittany Lions, who managed just 166 yards of offense and scored their only TD on a broken play in the second half.

2008 Review - Games 1



Arizona 41, Toledo 16 Sept. 6, 2008 Arizona Stadium, Tucson, AZ

Game Notes

- **Weather at Kickoff:** 99 degrees, partly cloudy, winds variable 8 mph.
- Toledo moved the ball well enough but managed only three field goals in its first three trips into the red zone, while Arizona cashed in three TDs in the first half en route to a 24-6 halftime lead.
- Junior WR Stephen Williams caught 12 passes, the second-highest total of his career, but no other Rocket caught more than three passes.
- Toledo played 20 freshmen against Arizona, 14 true freshmen and six redshirt freshmen.
- Freshman P Bill Klaus made his collegiate debut and punted six times, averaging 42.0 yards per kick.

Scoring Recap

	1	2	3	4	F
Toledo	0	6	3	7	16
Arizona	10	14	3	14	41

First Quarter

4:45 Arizona - Bondzio 20 yd field goal

0:30 Arizona - Grigsby 7 yd run (Bondzio kick)

Second Quarter

9:20 TOLEDO - STEIGERWALD 20 yd field goal

7:57 Arizona - Grigsby 27 yd run (Bondzio kick)

5:28 TOLEDO - STEIGERWALD 35 yd field goal

1:15 Arizona - Grigsby 11 yd run (Bondzio kick)

Third Quarter

9:22 Arizona - Bondzio 26 yd field goal

3:17 TOLEDO - STEIGERWALD 21 yd field goal

Fourth Quarter

14:55 Arizona - Dean 7 yd pass from Tuitama (Bondzio kick)

12:52 TOLEDO - WILLIAMS. S. 3 yd pass from OPELT

(STEIGERWALD kick)

3:27 Arizona - Thomas 12 yd pass from Tuitama (Bondzio kick)

Toledo Statistical Highlights

Rushing	Att.	Yards	Avg	TD	Long
DaJuane Collins	10	54	5.4	0	21
Morgan Williams	6	13	2.2	0	9
Jake Walker	6	11	1.8	0	4
Aaron Opelt	2	-4	-2.0	0	3

Passing	Att.	Comp.	Int.	Yds.	TD
Aaron Opelt	31	21	0	170	1

Pass Receiving	No.	Yards	Avg	TD	Long
Stephen Williams	12	67	5.6	1	13
Morgan Williams	3	40	13.3	0	37
Robin Bailey	3	29	9.7	0	24
Tom Burzine	2	30	15.0	0	18
DaJuane Collins	1	4	4.0	0	4

Arizona Statistical Highlights

Rushing	Att.	Yards	Avg	TD	Long
Nic Grigsby	20	135	6.8	3	27
Keola Antolin	9	22	2.4	0	6
Xavier Smith	1	5	5.0	0	5
Willie Tuitama	2	-8	-4.0	0	0

Passing	Att.	Comp.	Int.	Yds.	TD
Willie Tuitama	33	25	0	292	2
Matt Scott	1	1	0	7	0

Pass Receiving	No.	Yards	Avg.	TD	Long
Mike Thomas	9	138	15.3	1	27
Terrell Turner	5	41	8.2	0	12
Delashaun Dean	5	37	7.4	1	13
Juron Criner	4	45	11.3	0	18
Chris Gronkowski	1	24	24.0	0	24

Attendance: 50,939

Team Statistics

	UT	UA
FIRST DOWNS	12	28
RUSHES-YARDS	24-74	33-153
PASSING YDS	170	299
Passes Att-Comp-Int	31-21-0	34-26-0
TOTAL OFFENSE PLAYS-YARDS	55-244	67-452
Fumble Returns-Yards	1-9	0-0
Punt Returns-Yards	0-0	3-21
Kickoff Returns-Yards	5-97	5-150
Interception Returns-Yards	0-0	0-0
Punts (Number-Avg)	6-42.0	1-34.0
Fumbles-Lost	0-0	1-1
Penalties-Yards	7-46	5-36
Possession Time	27:03	32:57
Third-Down Conversions	6 of 15	4 of 8
Fourth-Down Conversions	0 of 0	0 of 0
Red-Zone Scores-Chances	3-3	6-6
Sacks By: Number-Yards	1-8	1-7

2008 Review - Games 2

Outlook

Coaches

Players

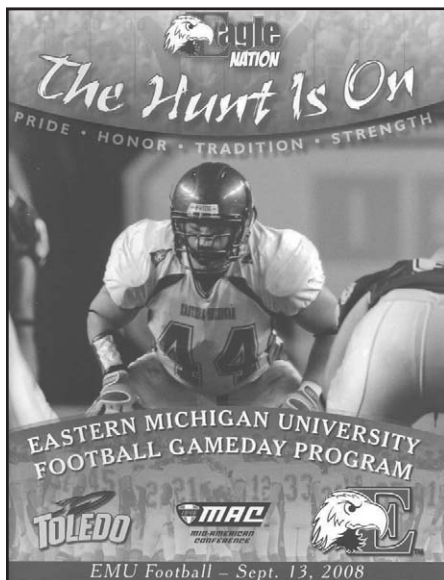
Opponents

2008 Review

History

Records

University



Toledo 41, EMU 17

Sept. 13, 2008
Rynearson Stadium, Ypsilanti, MI

Game Notes

- **Weather at Kickoff:** 68 degrees, heavy rain, winds S 9 mph.
- Toledo led by just a touchdown, 14-7, at the half, but outscored the Eagles 27-0 in the third quarter to put the game away.
- QB Aaron Opelt threw for three TDs and RB DaJuane Collins rushed for a career-high 168 yards and added a pair of scores. WR Stephen Williams caught two of Opelt's TD throws, while Robin Bailey reeled in the first TD pass of his career.
- The Rocket defense held the Eagles to 263 yards of total offense and forced four turnovers. LB Archie Donald picked off two passes, the first two interceptions of his career.

Scoring Recap

	1	2	3	4	F
Toledo	14	0	27	0	41
EMU	0	7	0	10	17

First Quarter

- 11:35 TOLEDO - COLLINS 19 yd run (STEIGERWALD, A. kick)
- 2:20 TOLEDO - COLLINS 4 yd run (STEIGERWALD, A. kick)

Second Quarter

- 6:00 EMU - BLEVINS 1 yd run (CARITHERS, Joe kick)

Third Quarter

- 12:50 TOLEDO - BAILEY 14 yd pass from OPELT (STEIGERWALD kick)
- 10:49 TOLEDO - WILLIAMS, S. 29 yd pass from OPELT (STEIGERWALD kick)
- 8:18 TOLEDO - WILLIAMS, S. 11 yd pass from OPELT (STEIGERWALD kick failed)
- 2:27 TOLEDO - WILLIAMS, M. 9 yd run (STEIGERWALD kick)

Fourth Quarter

- 12:18 EMU - CARITHERS 30 yd field goal
- 3:44 EMU - BLEVINS 2 yd run (CARITHERS kick)

Team Statistics

	UT	EMU
FIRST DOWNS	19	18
RUSHES-YARDS	36-233	47-132
PASSING YDS	114	131
Passes Att-Comp-Int	18-8-1	23-13-2
TOTAL OFFENSE PLAYS-YARDS	54-347	70-263
Fumble Returns-Yards	1-54	0-0
Punt Returns-Yards	0-0	1-0
Kickoff Returns-Yards	4-98	6-107
Interception Returns-Yards	2-28	1-26
Punts (Number-Avg)	5-29.0	7-30.7
Fumbles-Lost	3-2	3-2
Penalties-Yards	7-50	8-77
Possession Time	24:56	35:04
Third-Down Conversions	3 of 8	6 of 15
Fourth-Down Conversions	0 of 0	0 of 0
Red-Zone Scores-Chances	5-5	3-3
Sacks By: Number-Yards	1-8	0-0

Toledo Statistical Highlights

Rushing	Att.	Yards	Avg	TD	Long
DaJuane Collins	19	168	8.8	2	49
Morgan Williams	9	35	3.9	1	12
Jake Walker	5	27	5.4	0	8
Aaron Opelt	2	4	2.0	0	2

Passing	Att.	Comp.	Int.	Yds.	TD
Aaron Opelt	18	8	1	114	3

Pass Receiving	No.	Yards	Avg	TD	Long
Stephen Williams	3	48	16.0	2	29
Nick Moore	2	42	21.0	0	39
Robin Bailey	1	14	14.0	1	14
John Allen	1	8	8.0	0	8
Jerome Jones	1	2	2.0	0	2

Eastern Michigan Statistical Highlights

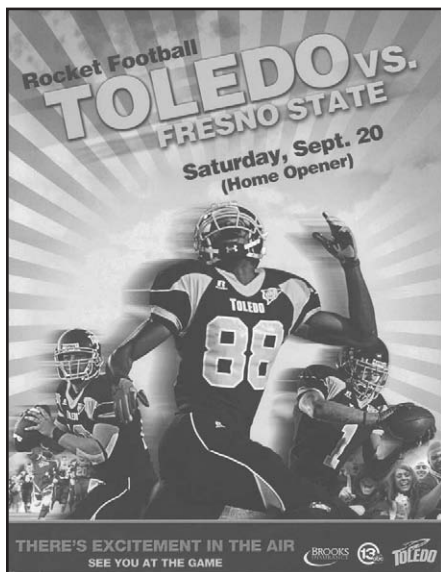
Rushing	Att.	Yards	Avg	TD	Long
Dwayne Priest	13	80	6.2	0	18
Kyle McMahon	14	59	4.2	0	14
Terrence Blevins	15	21	1.4	2	6
Andy Schmitt	2	10	5.0	0	6

Passing	Att.	Comp.	Int.	Yds.	TD
Kyle McMahon	18	11	1	128	0
Andy Schmitt	5	2	1	3	0

Pass Receiving	No.	Yards	Avg.	TD	Long
Jacory Stone	5	72	14.4	0	25
DeAnthony White	4	34	8.5	0	15
Dontayo Gage	3	26	8.7	0	17
Tyler Jones	1	-1	-1	0	0

Attendance: 16,860

2008 Review - Games 3



Fresno St. 55, Toledo 54 (2OT)

Sept. 20, 2008

Glass Bowl, Toledo, OH

Game Notes

- **Weather at Kickoff:** 72 degrees, fair skies, winds W 1 mph.
- In one of the wildest games ever played in the Glass Bowl, the Rockets lost, 55-54, in double-overtime to No. 25 Fresno State.
- UT Coach Tom Amstutz went for the win in the second overtime but QB Aaron Opelt's pass for a two-point conversion to WR Robin Bailey was batted down.
- The Rockets rallied from a 10-point deficit late in the game on a 44-yard TD strike from Opelt to Stephen Williams and a 33-yard field goal by Alex Steigerwald with just 15 seconds left in regulation.
- Toledo racked up 598 yards of total offense against a Fresno defense that had held No. 8 Wisconsin to just 13 points the week before.

Scoring Recap

	1	2	3	4	1OT	2OT	F
Fresno St.	14	3	17	7	7	7	55
Toledo	7	14	3	17	7	6	54

First Quarter

- 14:26 FRESNO - Jacobs 29 yd fumble recovery (Goessling kick)
- 7:34 TOLEDO - COLLINS 26 yd run (STEIGERWALD kick)
- 6:37 FRESNO - Mathews 16 yd pass from Brandstater (Goessling kick)

Second Quarter

- 9:43 FRESNO - Goessling 34 yd field goal
- 6:37 TOLEDO - ALLEN 14 yd pass from OPELT (STEIGERWALD kick)
- 0:09 TOLEDO - COLLINS 2 yd run (STEIGERWALD kick)

Third Quarter

- 10:35 FRESNO - Goessling 36 yd field goal
- 8:34 TOLEDO - STEIGERWALD 37 yd field goal
- 6:44 FRESNO - Pascoe 4 yd pass from Brandstater (Goessling kick)
- 0:20 FRESNO - Harding 31 yd run (Goessling kick)

Fourth Quarter

- 12:54 TOLEDO - WILLIAMS, M. 4 yd run (STEIGERWALD kick)
- 10:20 FRESNO - Moore 38 yd pass from Brandstater (Goessling kick)
- 3:07 TOLEDO - WILLIAMS, S. 44 yd pass from OPELT (STEIGERWALD kick)
- 0:15 TOLEDO - STEIGERWALD 33 yd field goal

Team Statistics

	Fresno St.	UT
FIRST DOWNS	24	28
RUSHES-YARDS	38-189	46-297
PASSING YDS	231	301
Passes Att-Comp-Int	28-22-0	43-24-0
TOTAL OFFENSE PLAYS-YARDS	66-420	89-598
Fumble Returns-Yards	1-29	0-0
Punt Returns-Yards	0-0	2-23
Kickoff Returns-Yards	6-217	8-164
Interception Returns-Yards	0-0	0-0
Punts (Number-Avg)	4-48.5	5-33.0
Fumbles-Lost	2-1	1-1
Penalties-Yards	4-33	7-53
Possession Time	29:55	30:05
Third-Down Conversions	4 of 10	7 of 18
Fourth-Down Conversions	0 of 0	2 of 3
Red-Zone Scores-Chances	6-6	6-6
Sacks By: Number-Yards	1-6	2-16

Overtime

- TOLEDO - OPELT 1 yd run (STEIGERWALD kick)
- FRESNO - Kinter 7 yd pass from Brandstater (Goessling kick)
- FRESNO - Brandstater 1 yd run (Goessling, K. kick)
- TOLEDO - ALLEN 3 yd pass from OPELT (OPELT pass failed)

Toledo Statistical Highlights

Rushing	Att.	Yards	Avg	TD	Long
Morgan Williams	23	142	6.2	1	37
DaJuane Collins	15	138	9.2	2	35
Aaron Opelt	7	16	2.3	1	9

Passing	Att.	Comp.	Int.	Yds.	TD
Aaron Opelt	41	22	0	265	3
Clint Cochran	1	1	0	24	0
Bill Claus	1	1	0	12	0

Pass Receiving	No.	Yards	Avg	TD	Long
John Allen	8	93	11.6	2	23
Stephen Williams	6	114	19.0	1	44
Nick Moore	4	52	13.0	0	21
Morgan Williams	3	8	2.7	0	9
Tom Burzine	2	22	11.0	0	15
Barry Church	1	12	12.0	0	12

Fresno State Statistical Highlights

Rushing	Att.	Yards	Avg	TD	Long
Ryan Mathews	18	87	4.8	0	13
Anthony Harding	9	86	9.6	0	31

Passing	Att.	Comp.	Int.	Yds.	TD
Tom Brandstater	35	16	0	313	4

Pass Receiving	No.	Yards	Avg.	TD	Long
Marlon Moore	5	79	15.8	1	38
Bear Pascoe	5	31	6.2	1	9
Seyi Ajirootutu	4	80	20.0	0	47

Attendance: 20,096

2008 Review - Games 4

Outlook

Coaches

Players

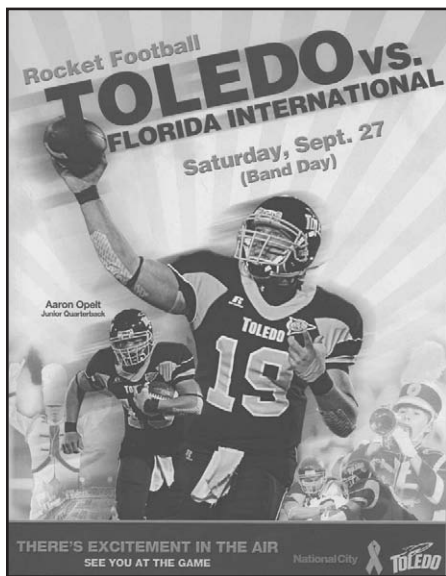
Opponents

2008 Review

History

Records

University



Florida International 35, Toledo 16

Sept. 27, 2008

Glass Bowl, Toledo, OH

Game Notes

- **Weather at Kickoff:** 68 degrees, cloudy, winds calm.
- UT led at the half, 16-14, but was outscored 21-0 in the second half, with all three FIU touchdowns coming in the third quarter.
- Toledo's defense held FIU to just 239 yards of offense and 12 first downs, but the Rockets had four turnovers, two that led directly to Panther scores.
- Redshirt freshman RB Morgan Williams, stepping in for the injured DaJuane Collins, led Toledo with 98 yards on 25 carries. WR Nick Moore had a then season-high nine receptions.
- Alex Steigerwald hit three field goals, including a then career-long 47-yarder.

Scoring Recap

	1	2	3	4	F
FIU	0	14	21	0	35
Toledo	13	3	0	0	16

First Quarter

- 13:19 TOLEDO - WILLIAMS, S. 31 yd pass from MOORE (STEIGERWALD kick)
- 8:40 TOLEDO - STEIGERWALD 41 yd field goal
- 0:48 TOLEDO - STEIGERWALD 47 yd field goal

Second Quarter

- 13:35 FIU - Hilton 37 yd pass from McCall (Rivest kick)
- 7:14 FIU - Reams 2 yd run (Rivest kick)
- 1:02 TOLEDO - STEIGERWALD 41 yd field goal

Third Quarter

- 14:38 FIU - Reams 27 yd run (Rivest kick)
- 7:19 FIU - Reams 1 yd run (Rivest kick)
- 3:32 FIU - Ned 6 yd run (Rivest kick)

Fourth Quarter

No scoring

Team Statistics

	FIU	UT
FIRST DOWNS	12	20
RUSHES-YARDS	45-141	31-94
PASSING YDS	98	208
Passes Att-Comp-Int	13-6-0	46-27-1
TOTAL OFFENSE PLAYS-YARDS	58-239	77-302
Fumble Returns-Yards	0-0	0-0
Punt Returns-Yards	1-17	2-6
Kickoff Returns-Yards	4-129	6-143
Interception Returns-Yards	1-0	0-0
Punts (Number-Avg)	8-38.1	3-37.7
Fumbles-Lost	0-0	4-3
Penalties-Yards	8-50	4-34
Possession Time	29:03	30:57
Third-Down Conversions	4 of 15	8 of 17
Fourth-Down Conversions	3 of 3	1 of 3
Red-Zone Scores-Chances	3-3	0-0
Sacks By: Number-Yards	1-8	1-3

Toledo Statistical Highlights

Rushing	Att.	Yards	Avg	TD	Long
Morgan Williams	25	98	3.9	0	17
Kenny Stafford	1	2	2.0	0	2
Aaron Opelt	5	-6	-1.2	0	4

Passing	Att.	Comp.	Int.	Yds.	TD
Aaron Opelt	45	26	1	177	0
Nick Moore	1	1	0	31	1

Pass Receiving	No.	Yards	Avg	TD	Long
Nick Moore	9	65	7.2	0	18
Stephen Williams	7	54	7.7	1	31
Robin Bailey	5	41	8.2	0	12
Morgan Williams	4	26	6.5	0	16
Tom Burzine	1	13	13.0	0	13
Kenny Stafford	1	9	9.0	0	9

FIU Statistical Highlights


Rushing	Att.	Yards	Avg	TD	Long
Julian Reams	19	75	3.9	3	27
A'mod Ned	15	51	3.4	1	9
Paul McCall	6	16	2.7	0	11
T.Y. Hilton	3	6	2.0	0	5
Jeremy Dickens	1	-5	-5.0	0	0

Passing	Att.	Comp.	Int.	Yds.	TD
Paul McCall	13	6	0	98	1

Pass Receiving	No.	Yards	Avg.	TD	Long
T.Y. Hilton	2	39	19.5	1	37
Greg Ellingston	1	27	27.0	0	27
Eric Kirchenberg	1	22	22.0	0	22
Junior Mertile	1	5	5.0	0	5
Julian Reams	1	5	5.0	0	5

Attendance: 19,004

2008 Review - Games 5



Ball State 31, Toledo 0

Oct. 4, 2008 (Homecoming)

Glass Bowl, Toledo, OH

Game Notes

- **Weather at Kickoff:** 59 degrees, partly cloudy, wind E 3 mph.
- The Rockets managed just 157 yards of total offense, including 14 yards rushing, but still only trailed by three points at halftime, 3-0. But the second half belonged to the Cardinals, as they scored two touchdowns in both the third and fourth quarters while the Rockets had difficulty moving the ball.
- Injured RB DaJuane Collins returned to the lineup but played sparingly, gaining 11 yards on six carries.
- PK Alex Steigerwald's streak of 23 consecutive field goals came to an end when his 27-yard attempt in the third quarter hit the right upright. It was the longest string of made field goals in MAC history, and was his first miss since the 2006 season.

Scoring Recap

	1	2	3	4	F
BSU	3	0	14	14	31
Toledo	0	0	0	0	0

First Quarter

8:22 BSU - McGARVEY 22 yd field goal

Second Quarter

No scoring

Third Quarter

11:35 BSU - DAVIS 1 yd run (McGARVEY kick)

3:41 BSU - LEWIS 3 yd run (McGARVEY kick)

Fourth Quarter

7:51 BSU - LEWIS 1 yd run (McGARVEY kick)

5:23 BSU - SYKES 57 yd run (McGARVEY kick)

Team Statistics

	BSU	UT
FIRST DOWNS	24	11
RUSHES-YARDS	44-240	19-14
PASSING YDS	242	143
Passes Att-Comp-Int	30-18-0	31-21-1
TOTAL OFFENSE PLAYS-YARDS	74-482	50-157
Fumble Returns-Yards	0-0	0-0
Punt Returns-Yards	1--1	1-10
Kickoff Returns-Yards	1-21	5-92
Interception Returns-Yards	1-0	0-0
Punts (Number-Avg)	3-43.0	6-39.3
Fumbles-Lost	0-0	1-0
Penalties-Yards	5-50	6-42
Possession Time	35:11	24:49
Third-Down Conversions	7 of 14	1 of 11
Fourth-Down Conversions	1 of 1	1 of 3
Red-Zone Scores-Chances	4-5	0-1
Sacks By: Number-Yards	1-8	1-19

Toledo Statistical Highlights

Rushing	Att.	Yards	Avg	TD	Long
Morgan Williams	10	12	1.2	0	8
DaJuane Collins	6	11	1.8	0	6
Aaron Opelt	3	-9	-3.0	0	0

Passing	Att.	Comp.	Int.	Yds.	TD
Aaron Opelt	31	21	1	143	0

Pass Receiving	No.	Yards	Avg	TD	Long
Stephen Williams	7	56	8.0	0	21
John Allen	5	40	8.0	0	21
Nick Moore	5	40	8.0	0	16
DaJuane Collins	2	-6	-3	0	0
Robin Bailey	1	7	7.0	0	7
Kenny Stafford	1	6	6.0	0	6

Ball State Statistical Highlights

Rushing	Att.	Yards	Avg	TD	Long
MiQuale Lewis	31	157	5.1	2	31
Cory Sykes	7	90	12.9	1	57
Ray Winkler	2	7	3.5	0	4
Frank Edmonds	2	4	2.0	0	3
Nate Davis	2	-18	-9.0	1	1

Passing	Att.	Comp.	Int.	Yds.	TD
Nate Davis	30	18	18	242	0

Pass Receiving	No.	Yards	Avg.	TD	Long
Briggs Orsbon	6	76	12.7	0	27
Daniel Ifft	3	44	14.7	0	20
Darius Hill	2	45	22.5	0	23
Myles Trempe	2	22	11.0	0	13
Madaris Grant	2	19	9.5	0	10
Louis Johnson	1	25	25.0	0	25

Attendance: 18,009

2008 Review - Games 6

Outlook

Coaches

Players


Opponents

2008 Review

History

Records

University



Toledo 13, Michigan 10 Oct. 11, 2008 Michigan Stadium, Ann Arbor, MI

Game Notes

- **Weather at Kickoff:** 70 degrees, sunny, winds calm.
- Toledo knocked off Michigan before 107,267 fans in Michigan Stadium, the first win by a MAC school over the Wolverines in 25 tries.
- Alex Steigerwald's career-long 48-yard field goal bounced off the crossbar and through to put the Rockets ahead early in the fourth quarter, 13-10.
- Michigan drove to Toledo's nine-yard line with eight seconds left, but K.C. Lopata's 26-yard field goal attempt missed just left.
- Tyrrell Herbert's 100-yard touchdown off an interception return won the Pontiac Game-Changing Moment, earning UT \$5,000 toward its general scholarship fund.
- Nick Moore set school and Michigan Stadium records with 20 receptions for a career-best 162 yards. His effort also tied the MAC mark held by EMU's Kenny Christian.

Scoring Recap

	1	2	3	4	F
Toledo	7	0	3	3	13
Michigan	7	3	0	0	10

First Quarter

6:05 TOLEDO - HERBERT 100 yd interception return (STEIGERWALD kick)
0:23 UM - Minor 27 yd pass from Threet (Lopata kick)

Second Quarter

10:22 UM - Lopata 26 yd field goal

Third Quarter

8:57 TOLEDO - STEIGERWALD 29 yd field goal

Fourth Quarter

11:46 TOLEDO - STEIGERWALD 48 yd field goal

Team Statistics

	UT	UM
FIRST DOWNS	17	19
RUSHES-YARDS	22-70	39-170
PASSING YDS	257	120
Passes Att-Comp-Int	50-33-0	27-15-3
TOTAL OFFENSE PLAYS-YARDS	72-327	66-290
Fumble Returns-Yards	0-0	0-0
Punt Returns-Yards	1--2	0-0
Kickoff Returns-Yards	2-40	3-75
Interception Returns-Yards	3-100	0-0
Punts (Number-Avg)	5-41.6	5-49.6
Fumbles-Lost	1-1	0-0
Penalties-Yards	7-74	5-60
Possession Time	33:08	26:52
Third-Down Conversions	8 of 18	3 of 13
Fourth-Down Conversions	0 of 2	2 of 2
Red-Zone Scores-Chances	1-2	1-3
Sacks By: Number-Yards	1-6	1-8

Toledo Statistical Highlights

Rushing	Att.	Yards	Avg	TD	Long
DaJuane Collins	10	65	6.5	0	24
Jake Walker	4	17	4.2	0	9
Morgan Williams	4	14	3.5	0	11
Aaron Opelt	2	-8	-4.0	0	0
Barry Church	1	-16	-16.0	0	0

Passing	Att.	Comp.	Int.	Yds.	TD
Aaron Opelt	50	33	0	257	1

Pass Receiving	No.	Yards	Avg	TD	Long
Nick Moore	20	162	8.1	0	31
Stephen Williams	6	67	11.2	0	23
John Allen	3	1	0.3	0	1
Robin Bailey	1	9	9.0	0	9
Jake Walker	1	9	9.0	0	9
DaJuane Collins	1	5	5.0	0	5
Tom Burzine	1	4	4.0	0	4

Michigan Statistical Highlights


Rushing	Att.	Yards	Avg	TD	Long
Sam McGuffie	24	160	6.7	2	63
Nick Sheridan	3	19	6.3	0	14
Michael Shaw	3	5	1.7	0	6

Passing	Att.	Comp.	Int.	Yds.	TD
Nick Sheridan	16	8	2	65	0
Steven Threet	11	7	1	55	1

Pass Receiving	No.	Yards	Avg.	TD	Long
Sam McGuffie	5	44	8.8	0	29
Greg Matthews	5	19	3.8	0	10
Tony Clemens	4	30	7.5	0	15

Attendance: 107,267

2008 Review - Games 7



Northern Illinois 38, Toledo 7

Oct. 18, 2008

Huskie Stadium, DeKalb, IL

Game Notes

- **Weather at Kickoff:** 55 degrees, mostly sunny, winds SE 1 mph.
- The Rockets were not able to contain NIU's offense, which racked up 393 yards of total offense, 220 yards on the ground and 173 in the air. UT gained 229 yards and scored just one touchdown.
- The Rockets were led by QB Aaron Opelt, who completed 16-of-22 passes for 138 yards. Opelt left the game with an injury following a sack in the fourth quarter, but was not seriously hurt. Junior WR Stephen Williams led all receivers with nine receptions.
- The loss snapped Toledo's six-game win streak at Huskie Stadium, going back to the 1989 season.

Scoring Recap

	1	2	3	4	F
Toledo	0	0	7	0	7
NIU	14	7	3	14	38

First Quarter

- 7:23 NIU - SPANN 12 yd run (SALERNO kick)
- 0:44 NIU - PEREZ 45 yd pass from HARNISH (SALERNO kick)

Second Quarter

- 7:49 NIU - SPANN 2 yd run (SALERNO kick)

Third Quarter

- 9:37 TOLEDO - WILLIAMS, M. 21 yd run (STEIGERWALD kick)
- 6:21 NIU - SALERNO 32 yd field goal

Fourth Quarter

- 13:07 NIU - PEREZ 15 yd pass from HARNISH (SALERNO kick)
- 7:44 NIU - CUNNINGHAM 10 yd pass from HARNISH (SALERNO kick)

Toledo Statistical Highlights

Rushing	Att.	Yards	Avg	TD	Long
Morgan Williams	8	50	6.2	1	21
DaJuane Collins	7	27	3.9	0	9
Jake Walker	1	12	12.0	0	11
Alex Pettee	2	-4	-2.0	0	0
Aaron Opelt	4	-5	-1.2	0	9

Passing	Att.	Comp.	Int.	Yds.	TD
Aaron Opelt	22	16	0	138	0
Alex Pettee	2	1	1	11	0

Pass Receiving	No.	Yards	Avg	TD	Long
Stephen Williams	9	75	8.3	0	21
John Allen	3	28	9.3	0	15
Robin Bailey	2	29	15.0	0	19
Nick Moore	2	15	8.0	0	10
Morgan Williams	1	2	2.0	0	2

Team Statistics

	UT	NIU
FIRST DOWNS	13	24
RUSHES-YARDS	22-80	45-220
PASSING YDS	149	173
Passes Att-Comp-Int	24-17-1	16-12-0
TOTAL OFFENSE PLAYS-YARDS	46-229	61-393
Fumble Returns-Yards	0-0	0-0
Punt Returns-Yards	0-0	1-0
Kickoff Returns-Yards	7-148	2-48
Interception Returns-Yards	0-0	1-0
Punts (Number-Avg)	4-41.8	1-41.0
Fumbles-Lost	3-2	0-0
Penalties-Yards	10-85	5-44
Possession Time	25:09	34:51
Third-Down Conversions	3 of 9	5 of 10
Fourth-Down Conversions	0 of 0	1 of 1
Red-Zone Scores-Chances	0-1	5-5
Sacks By: Number-Yards	0-0	3-23

NIU Statistical Highlights

Rushing	Att.	Yards	Avg	TD	Long
Chadd Spann	15	82	5.5	2	12
Chandler Harnish	8	63	7.5	0	32
Justin Anderson	6	37	6.2	0	12

Passing	Att.	Comp.	Int.	Yds.	TD
Chandler Harnish	16	12	0	173	3

Pass Receiving	No.	Yards	Avg.	TD	Long
Marcus Perez	3	68	22.7	2	45
Willie Clark	3	35	11.7	0	14
Britt Davis	2	27	14.0	0	28

Attendance: 22,092

2008 Review - Games 8

Outlook

Coaches

Players


Opponents

2008 Review

History

Records

University



Central Michigan 24, Toledo 23

Oct. 25, 2008

Glass Bowl, Toledo, OH

Game Notes

- **Weather at Kickoff:** 48 degrees, partly cloudy, winds W 11 mph.
- Toledo came up just one point short of upsetting two-time defending champion Central Michigan before falling, 24-23.
- The Rockets were stopped on their final drive on their own 49-yard line and were forced to punt with a little more than four minutes to play. CMU then converted two third-down plays to run out the clock.
- Two days after the loss, Tom Amstutz announced that he would step down as head football coach at the end of the season to assume a position with the University's Alumni Relations Office beginning in January.

Scoring Recap

	1	2	3	4	F
CMU	7	10	0	7	24
Toledo	6	7	10	0	23

First Quarter

- 10:27 TOLEDO - STEIGERWALD 45 yd field goal
- 3:22 TOLEDO - STEIGERWALD 20 yd field goal
- 0:40 CMU - ANDERSON 21 yd pass from LeFEVOUR (AGUILA kick)

Second Quarter

- 9:20 CMU - AGUILA 34 yd field goal
- 3:03 TOLEDO - COLLINS 5 yd run (STEIGERWALD kick)
- 0:47 CMU - ANDERSON 22 yd pass from LeFEVOUR (AGUILA kick)

Third Quarter

- 10:55 TOLEDO - STEIGERWALD 35 yd field goal
- 4:02 TOLEDO - MOORE 35 yd pass from OPELT (STEIGERWALD kick)

Fourth Quarter

- 13:05 CMU - SNEED 1 yd run (AGUILA kick)

Team Statistics

	CMU	UT
FIRST DOWNS	27	19
RUSHES-YARDS	45-146	32-149
PASSING YDS	256	216
Passes Att-Comp-Int	37-27-0	26-16-0
TOTAL OFFENSE PLAYS-YARDS	82-402	58-365
Fumble Returns-Yards	0-0	0-0
Punt Returns-Yards	0-0	1-4
Kickoff Returns-Yards	6-138	5-108
Interception Returns-Yards	0-0	0-0
Punts (Number-Avg)	2-32.5	2-44.0
Fumbles-Lost	1-0	0-0
Penalties-Yards	3-25	6-40
Possession Time	32:34	27:26
Third-Down Conversions	10 of 16	6 of 13
Fourth-Down Conversions	0 of 2	0 of 2
Red-Zone Scores-Chances	2-2	3-3
Sacks By: Number-Yards	2-7	1-8

Toledo Statistical Highlights

Rushing	Att.	Yards	Avg	TD	Long
DaJuane Collins	19	94	4.9	1	35
Morgan Williams	9	44	4.9	0	18
Aaron Opelt	4	11	2.8	0	10

Passing	Att.	Comp.	Int.	Yds.	TD
Aaron Opelt	26	16	0	216	1

Pass Receiving	No.	Yards	Avg	TD	Long
Nick Moore	7	105	13.4	0	29
John Allen	5	53	10.5	1	23
DaJuane Collins	2	29	2.0	0	5
Kenny Stafford	1	25	11.0	0	11
Stephen Williams	1	4	4.0	0	4

Central Michigan Statistical Highlights


Rushing	Att.	Yards	Avg	TD	Long
Ontario Sneed	18	72	4.0	1	9
Bryan Schroeder	7	29	4.1	0	12
Paris Cotton	8	29	3.6	0	1
Dan LeFevour	9	25	2.8	0	2.8

Passing	Att.	Comp.	Int.	Yds.	T
Dan LeFevour	31	24	0	242	2
Brian Brunner	6	3	0	14	1

Pass Receiving	No.	Yards	Avg.	TD	Long
Antonio Brown	10	85	9.0	0	21
Bryan Anderson	6	78	13.0	2	22
Kito Poblach	6	45	8.0	0	14
Ontario Sneed	3	31	10.3	0	19

Attendance: 21,422

2008 Review - Games 9



Akron 47, Toledo 30

Nov. 5, 2008

Rubber Bowl, Akron, OH

Game Notes

- **Weather at Kickoff:** 57 degrees, clear, winds ESE 3 mph.
- In the first game since the announcement that head coach Tom Amstutz would resign at the end of the season, the Rockets lost at Akron, 47-30.
- Toledo rallied from a 21-point first-half deficit to cut the margin to 26-23 with 6:29 to play in the third quarter when Stephen Williams caught an eight-yard TD pass from Opelt. But Akron countered with touchdowns on its next three possessions to put the game away.
- QB Aaron Opelt threw for 277 yards on 23-of-35 passing with three TDs but it wasn't enough to counter an Akron offense that piled up 458 yards of total offense. Williams led all receivers with 10 catches for a season-high 136 yards and two scores.

Scoring Recap

	1	2	3	4	F
Toledo	3	7	13	7	30
Akron	21	3	9	14	47

First Quarter

- 11:39 AKRON - BRUCE 23 yd pass from JACQUEMAIN (IVELJIC kick)
- 9:58 AKRON - WILLIAMS 0 yd blocked punt return (IVELJIC kick)
- 4:22 AKRON - POINDEXTER 19 yd pass from JACQUEMAIN (IVELJIC kick)
- 0:04 TOLEDO - STEIGERWALD 28 yd field goal

Second Quarter

- 5:11 TOLEDO - OPELT 6 yd run (STEIGERWALD kick)
- 0:02 AKRON - IVELJIC 23 yd field goal

Third Quarter

- 12:19 TOLEDO - STAFFORD 22 yd pass from OPELT (STEIGERWALD kick blocked)
- 12:19 AKRON - LEMON PAT return (2 points)
- 6:29 TOLEDO - WILLIAMS, S. 8 yd pass from OPELT (STEIGERWALD kick)
- 3:04 AKRON - MILLER 9 yd pass from JACQUEMAIN (IVELJIC kick)

Fourth Quarter

- 12:51 AKRON - KENNEDY 2 yd run (IVELJIC kick)
- 8:01 AKRON - JOHNSON, A 33 yd run (IVELJIC kick)
- 5:01 TOLEDO - WILLIAMS, S. 16 yd pass from OPELT (STEIGERWALD kick)

Team Statistics

	UT	Akron
FIRST DOWNS	23	28
RUSHES-YARDS	25-93	44-232
PASSING YDS	277	226
Passes Att-Comp-Int	35-23-1	23-16-1
TOTAL OFFENSE PLAYS-YARDS	60-370	67-458
Fumble Returns-Yards	0-0	0-0
Punt Returns-Yards	0-0	1-23
Kickoff Returns-Yards	8-169	6-112
Interception Returns-Yards	1-0	1-17
Punts (Number-Avg)	3-24.7	1-31.0
Fumbles-Lost	0-0	0-0
Penalties-Yards	5-37	8-82
Possession Time	27:34	32:26
Third-Down Conversions	5 of 10	3 of 8
Fourth-Down Conversions	0 of 0	1 of 2
Red-Zone Scores-Chances	4-4	4-6
Sacks By: Number-Yards	0-0	0-0

Toledo Statistical Highlights

Rushing	Att.	Yards	Avg	TD	Long
DaJuane Collins	14	51	3.6	0	11
Morgan Williams	10	36	3.6	0	14
Aaron Opelt	1	6	6.0	1	6

Passing	Att.	Comp.	Int.	Yds.	TD
Aaron Opelt	28	22	0	387	4

Pass Receiving	No.	Yards	Avg	TD	Long
Stephen Williams	10	136	13.6	2	34
Nick Moore	8	99	12.4	0	27
Kenny Stafford	2	30	15.0	1	22
John Allen	1	8	8.0	0	8
DaJuane Collins	1	5	5.0	0	5
Morgan Williams	1	-1	-1.0	0	0

Akron Statistical Highlights

Rushing	Att.	Yards	Avg	TD	Long
Dennis Kennedy	30	153	5.1	1	15
Andrew Johnson	7	54	7.7	1	33
Gary Pride	3	11	3.7	0	12
Chris Jacquemain	2	8	4.0	0	7

Passing	Att.	Comp.	Int.	Yds.	TD
Chris Jacquemain	23	16	1	226	3

Pass Receiving	No.	Yards	Avg.	TD	Long
Deryn Bowser	7	71	10.1	0	18
Dashan Miller	2	46	23.0	1	37
Jeremy Bruce	2	37	19.0	1	23
Dennis Kennedy	2	33	17.0	0	17

Attendance: 10,134

2008 Review - Game 10

Outlook

Coaches

Players


Opponents

2008 Review

History

Records

University



Western Michigan 27, Toledo 17

Nov. 15, 2008

Waldo Stadium, Kalamazoo, MI

Game Notes

- **Weather at Kickoff:** 39 degrees, overcast, winds NNW 18 mph.
- Toledo's offense put up some big numbers against Western Michigan but not enough in the one category that counted most—points.
- The Rockets nearly matched the Broncos in total yardage, 371-358, but could only manage a pair of touchdowns—one in the first quarter and one late in the game—and a fourth-quarter field goal by Alex Steigerwald.
- QB Aaron Opelt threw for 213 yards on 18-of-31 passing and one TD. Nick Moore (10 catches for 97 yards) and WR Stephen Williams (six receptions, 94 yards, one TD) were Opelt's favorite targets. Morgan Williams led the running attack with 83 yards.

Scoring Recap

	1	2	3	4	F
Toledo	7	0	0	10	17
WMU	0	10	10	7	27

First Quarter

2:38 TOLEDO - WILLIAMS, S. 27 yd pass from OPELT (STEIGERWALD kick)

Second Quarter

11:00 WMU - POTTER 25 yd field goal

0:00 WMU - PRITCHARD 1 yd pass from HILLER (POTTER kick)

Third Quarter

10:11 WMU - NUNEZ 11 yd pass from HILLER (POTTER kick)

6:29 WMU - POTTER 25 yd field goal

Fourth Quarter

14:46 TOLEDO - STEIGERWALD 21 yd field goal

10:27 WMU - STEVENS 10 yd pass from HILLER (POTTER kick)

3:42 TOLEDO - OPELT 1 yd run (STEIGERWALD kick)

Team Statistics

	UT	WMU
FIRST DOWNS	16	20
RUSHES-YARDS	35-145	33-146
PASSING YDS	213	225
Passes Att-Comp-Int	31-18-1	36-22-1
TOTAL OFFENSE PLAYS-YARDS	66-358	69-371
Fumble Returns-Yards	0-0	0-0
Punt Returns-Yards	2-18	0-0
Kickoff Returns-Yards	4-83	3-80
Interception Returns-Yards	1-19	1-0
Punts (Number-Avg)	4-38.0	4-45.5
Fumbles-Lost	2-1	1-1
Penalties-Yards	6-60	2-10
Possession Time	30:48	29:12
Third-Down Conversions	4 of 15	7 of 13
Fourth-Down Conversions	4 of 5	0 of 0
Red-Zone Scores-Chances	2-2	5-6
Sacks By: Number-Yards	0-0	1-7

Toledo Statistical Highlights

Rushing	Att.	Yards	Avg	TD	Long
DaJuane Collins	16	83	5.2	0	17
Morgan Williams	16	68	4.2	0	24
Aaron Opelt	3	-6	-2.0	1	1

Passing	Att.	Comp.	Int.	Yds.	TD
Aaron Opelt	31	18	1	213	1

Pass Receiving	No.	Yards	Avg	TD	Long
Nick Moore	10	97	9.71	0	24
Stephen Williams	6	94	15.7	1	45
John Allen	1	17	17.0	0	17
Kenny Stafford	1	5	5.0	0	5

Western Michigan Statistical Highlights

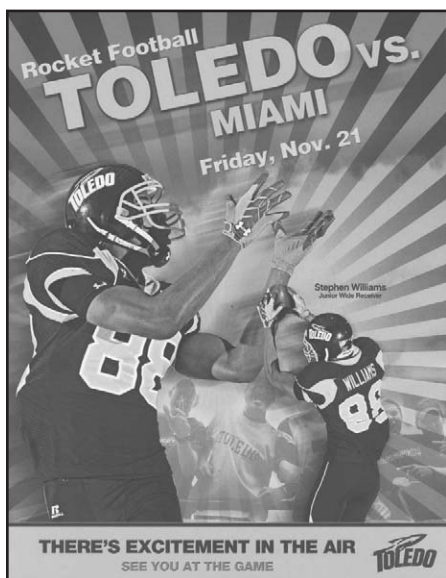
Rushing	Att.	Yards	Avg	TD	Long
Aaron Winchester	28	111	4.0	0	14
Drew Burdi	2	26	13.0	0	13
Kirk Elsworth	1	9	9.0	0	9
Glenis Thompson	1	2	2.0	0	2

Passing	Att.	Comp.	Int.	Yds.	TD
Tim Hiller	36	22	1	225	3

Pass Receiving	No.	Yards	Avg.	TD	Long
Jamarko Simmons	8	96	12.0	0	28
Juan Nunez	5	87	17.4	1	36
Aaron Winchester	5	22	4.4	0	8
Matt Stevens	1	10	10.0	1	10
Dervon Wallace	1	5	5.0	0	5
Deshon Lawrence	1	4	4.0	0	4
Austin Pritchard	1	1	0	1	1

Attendance: 12,336

2008 Review - Game 11



Toledo 42, Miami 14

Nov. 21, 2008
Glass Bowl, Toledo, OH

Game Notes

- **Weather at Kickoff:** 28 degrees, cloudy, winds W 7 mph.
- The Rockets thumped Miami behind the heroics of RB Morgan Williams, who rushed for a school-record 330 yards.
- Williams had runs of 86, 58, 30 and 25 yards, helping him shatter the previous Rocket rushing mark of 304 yards set by Casey McBeth against Akron in 1994. It was the sixth-most yards rushing in MAC history and the second-highest total in the nation in 2008.
- The Rocket defense enjoyed one of its best games of the season, holding Miami to 271 yards of total offense and forcing four turnovers.

Scoring Recap

	1	2	3	4	F
Miami	0	7	7	0	14
Toledo	7	14	7	14	42

First Quarter

10:57 TOLEDO - WILLIAMS, M. 8 yd run (STEIGERWALD kick)

Second Quarter

13:03 TOLEDO - OPELT 1 yd run (STEIGERWALD kick)

8:03 TOLEDO - WILLIAMS, M. 86 yd run (STEIGERWALD kick)

0:09 MIAMI - GIVENS 2 yd pass from RAUDABAUGH (PARSEGHIAN, kick)

Third Quarter

13:16 TOLEDO - BAILEY 2 yd run (STEIGERWALD kick)

11:10 MIAMI - GIVENS 30 yd pass from RAUDABAUGH (PARSEGHIAN kick)

Fourth Quarter

12:43 TOLEDO - WILLIAMS, M. 14 yd run (STEIGERWALD kick)

8:12 TOLEDO - THOMAS 10 yd run (STEIGERWALD, A. kick)

Team Statistics

	Miami	UT
FIRST DOWNS	17	22
RUSHES-YARDS	23-75	46-377
PASSING YDS	196	139
Passes Att-Comp-Int	46-29-2	26-14-0
TOTAL OFFENSE PLAYS-YARDS	69-271	72-516
Fumble Returns-Yards	0-0	0-0
Punt Returns-Yards	2-6	3-15
Kickoff Returns-Yards	6-134	2-28
Interception Returns-Yards	0-0	2-8
Punts (Number-Avg)	6-42.7	4-40.2
Fumbles-Lost	2-2	1-1
Penalties-Yards	4-30	6-33
Possession Time	28:37	31:23
Third-Down Conversions	7 of 16	3 of 13
Fourth-Down Conversions	0 of 1	3 of 5
Red-Zone Scores-Chances	1-1	5-6
Sacks By: Number-Yards	1-10	0-0

Toledo Statistical Highlights

Rushing	Att.	Yards	Avg	TD	Long
Morgan Williams	28	330	11.8	3	86
Adonis Thomas	9	40	4.4	1	10
Aaron Opelt	4	5	1.2	1	13
Casey Meridieth	2	4	2.0	0	3
Robin Bailey	1	2	2.0	1	2

Passing	Att.	Comp.	Int.	Yds.	TD
Aaron Opelt	26	14	0	139	0

Pass Receiving	No.	Yards	Avg	TD	Long
Nick Moore	9	92	10.2	0	27
Stephen Williams	2	21	10.5	0	23
John Allen	2	17	9.0	0	13
Robin Bailey	1	9	9.0	0	9

Miami Statistical Highlights

Rushing	Att.	Yards	Avg	TD	Long
J.R. Taylor	21	68	3.2	0	11
Chris Rodriguez	2	7	3.5	0	4

Passing	Att.	Comp.	Int.	Yds.	TD
Daniel Raudabaugh	46	29	2	196	2

Pass Receiving	No.	Yards	Avg.	TD	Long
Chris Givens	9	85	9.4	2	30
Eugene Harris	7	39	5.6	0	13
Jake O'Connell	2	22	11.0	0	11
Chris Rodriguez	2	10	5.0	0	5

Attendance: 12,251

2008 Review - Game 12

Outlook

Coaches

Players


Opponents

2008 Review

History

Records

University



Bowling Green 38, Toledo 10

Nov. 28, 2008

Glass Bowl, Toledo, OH

Game Notes

- **Weather at Kickoff:** 41 degrees, mostly cloudy, winds W 19 mph.
- In the final game of Tom Amstutz's career as head coach, Toledo fell to its arch-rival in its worst home defeat in the series since a 38-0 loss in 1981
- The Falcons jumped out to a 14-0 lead in the opening minutes and never let Toledo back into the game. The Rockets trailed at the half, 17-0, gaining only one first down and compiling minus-1 yards of total offense in the opening 30 minutes.
- Things weren't much better in the second half. Alex Steigerwald hit a 24-yard field goal to pull Toledo to within two touchdowns, 17-3, with 10:31 to play in the third quarter. But Bowling Green countered with a pair of TDs to put the game away and claim the "Peace Pipe," the trophy given to the winner of the contest in a series that dates back to 1919.

Scoring Recap

	1	2	3	4	F
Toledo	0	0	3	7	10
BGSU	14	3	14	7	38

First Quarter

- 12:55 BGSU - PRONTY 17 yd pass from SHEEHAN (VRVILO kick)
- 12:35 BGSU - BEAM 5 yd run (VRVILO kick)

Second Quarter

- 01:36 BGSU - VRVILO 33 yd field goal

Third Quarter

- 10:31 TOLEDO - STEIGERWALD 24 yd field goal
- 07:30 BGSU - KELLEY 33 yd pass from SHEEHAN (VRVILO kick)
- 05:16 BGSU - GETER 70 yd run (VRVILO kick)

Fourth Quarter

- 11:32 BGSU - PARTRIDGE 6 yd pass from SHEEHAN (VRVILO kick)
- 08:38 TOLEDO - OPELT 2 yd run (STEIGERWALD kick)

Team Statistics

	BGSU	TOLEDO
FIRST DOWNS	30	13
RUSHES-YARDS	46-294	37-129
PASSING YDS	240	67
Passes Att-Comp-Int	34-21-1	20-7-2
TOTAL OFFENSE PLAYS-YARDS	80-534	57-196
Fumble Returns-Yards	1-33	0-0
Punt Returns-Yards	2-14	0-0
Kickoff Returns-Yards	3-83	6-96
Interception Returns-Yards	2-0	1-26
Punts (Number-Avg)	3-33.7	9-38.0
Fumbles-Lost	4-2	2-1
Penalties-Yards	7-71	4-40
Possession Time	34:44	25:16
Third-Down Conversions	9 of 14	2 of 13
Fourth-Down Conversions	0 of 1	1 of 1
Red-Zone Scores-Chances	4-5	2-3
Sacks By: Number-Yards	4-41	2-9

Toledo Statistical Highlights

Rushing	Att.	Yards	Avg	TD	Long
Morgan Williams	21	153	7.3	0	45
DaJuane Collins	11	24	2.2	0	6
Aaron Opelt	5	-48	-9.6	1	2

Passing	Att.	Comp.	Int.	Yds.	TD
Aaron Opelt	20	7	2	67	0

Pass Receiving	No.	Yards	Avg	TD	Long
Stephen Williams	2	45	22.5	0	26
Nick Moore	2	10	5.0	0	5
Tom Burzine	1	8	8.0	0	8
Robin Bailey	1	3	3.0	0	3
Morgan Williams	1	1	1.0	0	1

Bowling Green Statistical Highlights

Rushing	Att.	Yards	Avg	TD	Long
Willie Geter	12	160	13.3	1	70
Chris Bullock	10	52	5.2	0	14
Tyler Sheehan	14	43	3.1	0	12
Anthony Turner	5	21	4.2	0	8
Andrew Beam	5	18	3.6	1	13

Passing	Att.	Comp.	Int.	Yds.	TD
Tyler Sheehan	33	20	1	241	3
Anthony Turner	1	1	0	-1	0

Pass Receiving	No.	Yards	Avg.	TD	Long
Corey Partridge	5	44	8.8	1	15
Jermiah Kelley	4	67	16.8	1	33
Marques Parks	3	42	14.0	0	18
Freddie Barnes	3	30	10.0	0	18
Chris Wright	2	25	12.5	0	14

Attendance: 11,264

2008 Results/Team Statistics

2008 Toledo Football Results

Record: 3-9 MAC: 2-6 Home: 1-5 Away: 2-4 Neutral: 0-0

Date	Opponent	Result	Attendance	Record
Sept. 6	at Arizona	L, 16-41	50,939	0-1
Sept. 13	at Eastern Michigan*	W, 41-17	16,860	1-1
Sept. 20	FRESNO STATE (ESPNU)	L, 54-55 (2OT)	20,096	1-2
Sept. 27	FLORIDA INTERNATIONAL	L, 16-35	19,004	1-3
Oct. 4	BALL STATE* (HC)	L, 0-31	18,009	1-4
Oct. 11	at Michigan (Big Ten Network)	W, 13-10	107,267	2-4
Oct. 18	at Northern Illinois* &	L, 7-38	22,092	2-5
Oct. 25	CENTRAL MICHIGAN* &	L, 23-24	21,422	2-6
Nov. 5	at Akron* (ESPNU)	L, 30-47	10,134	2-7
Nov. 15	at Western Michigan* (FSN)	L, 17-27	12,336	2-8
Nov. 21	MIAMI*	W, 42-14	12,251	3-8
Nov. 28	BOWLING GREEN* %	L, 10-38	11,264	3-9

HOME GAMES IN BOLD CAPS

* Mid-American Conference Game

& ESPN Game Plan/ESPN360

% ESPN Classic

Toledo Team Game-by-Game

Date	Opponent	---RUSHING---				--RECEIVING--				-----PASSING-----				--KICK RET--				--PUNT RET--				tot off		
		No.	Yds	TD	Lg	No.	Yds	TD	Lg	Cmp	Att	Int	Yds	TD	Lg	No.	Yds	TD	Lg	No.	Yds		TD	Lg
09/06/08	at Arizona.....	24	74	0	21	21	170	1	37	21-	31-	0	170	1	37	5	97	0	24	0	0	0	0	244
09/13/08	at Eastern Michigan...	36	233	3	49	8	114	3	39	8-	18-	1	114	3	39	4	98	0	41	0	0	0	0	347
09/20/08	FRESNO STATE.....	46	297	4	37	24	301	3	44	24-	43-	0	301	3	44	8	164	0	28	2	23	0	18	598
09/27/08	FIU.....	31	94	0	17	27	208	1	31	27-	46-	1	208	1	31	6	143	0	33	2	6	0	6	302
10/04/08	BALL STATE.....	19	14	0	8	21	143	0	21	21-	31-	1	143	0	21	5	92	0	22	1	10	0	10	157
10/11/08	at Michigan.....	22	70	0	24	33	257	0	31	33-	50-	0	257	0	31	2	40	0	24	1	-2	0	0	327
10/18/08	at Northern Illinois...	22	80	1	21	17	149	0	21	17-	24-	1	149	0	21	7	148	0	28	0	0	0	0	229
10/25/08	CENTRAL MICHIGAN.....	32	149	1	35	16	216	1	35	16-	26-	0	216	1	35	5	108	0	27	1	4	0	4	365
11/5/08	at Akron.....	25	93	1	14	23	277	3	34	23-	35-	1	277	3	34	8	169	0	32	0	0	0	0	370
11/15/08	at Western Michigan....	35	145	1	24	18	213	1	45	18-	31-	1	213	1	45	4	83	0	26	2	18	0	12	358
11/21/08	MIAMI.....	46	377	6	86	14	139	0	27	14-	26-	0	139	0	27	2	28	0	16	3	15	0	9	516
11/28/08	BOWLING GREEN.....	37	129	1	45	7	67	0	26	7-	20-	2	67	0	26	6	96	0	28	0	0	0	0	196
Totals.....		375	1755	18	86	229	2254	13	45	229-381-	8	2254	13	45	62	1266	0	41	12	74	0	18	0	4009
Opponent.....		482	2140	22	70	227	2437	24	47	227-347-	10	2437	24	47	51	1294	0	73	12	68	1	20	0	4577

Date	Opponent	-----TACKLES-----			-SACKS-		-FUMBLE-		Pass Blkd		-Kicks--XPTS-				Pts								
		Solo	Ast	Total	TFL-Yds	No-Yds	FF	FR-Yds	Int-Yds	QBH	Brk	Kick	Att	Mad		Run	Rcv	Saf					
09/06/08	at Arizona.....	50	18	68	4.0-16	1.0-8	1	1-9	0-0	0	1	0	1-1	0	0	0	0	0	0	0	0	0	16
09/13/08	at Eastern Michigan....	56	10	66	10.0-40	1.0-8	1	3-54	2-28	0	0	0	6-5	0	0	0	0	0	0	0	0	0	41
09/20/08	FRESNO STATE.....	39	34	73	3.0-19	2.0-16	2	1-0	0-0	3	3	0	6-6	0	0	0	0	0	0	0	0	0	54
09/27/08	FIU.....	32	36	68	6.0-17	1.0-3	0	0-0	0-0	0	3	0	1-1	0	0	0	0	0	0	0	0	0	16
10/04/08	BALL STATE.....	29	58	87	3.0-22	1.0-19	0	0-0	0-0	0	2	0	0-0	0	0	0	0	0	0	0	0	0	0
10/11/08	at Michigan.....	45	22	67	6.0-19	1.0-6	0	0-0	3-100	0	0	0	1-1	0	0	0	0	0	0	0	0	0	13
10/18/08	at Northern Illinois...	46	12	58	3.0-6	0.0-0	0	0-0	0-0	0	0	0	1-1	0	0	0	0	0	0	0	0	0	7
10/25/08	CENTRAL MICHIGAN.....	38	54	92	4.0-15	1.0-8	1	0-0	0-0	2	1	0	2-2	0	0	0	0	0	0	0	0	0	23
11/5/08	at Akron.....	47	26	73	2.0-3	0.0-0	0	0-0	1-0	0	1	0	4-3	0	0	0	0	0	0	0	0	0	30
11/15/2008	at Western Michigan....	28	52	80	1.0-2	0.0-0	1	1-0	1-19	0	3	0	2-2	0	0	0	0	0	0	0	0	0	17
11/21/08	MIAMI.....	32	46	78	2.0-3	0.0-0	2	2-0	2-8	0	3	0	6-6	0	0	0	0	0	0	0	0	0	42
11/28/08	BOWLING GREEN.....	34	60	94	8.0-20	2.0-9	3	2-0	1-26	1	5	0	1-1	0	0	0	0	0	0	0	0	0	10
Totals.....		476	428	904	52.0-182	10.0-77	11	10-63	10-181	6	22	0	31-29	0	0	0	0	0	0	0	0	0	269
Opponent.....		457	342	799	59.0-224	16.0-125	10	12-62	8-43	12	33	2	48-48	0	0	0	0	0	0	0	0	0	377



2008 Team Stats/Opponent Stats

Toledo Team Game-by-Game

Date	Opponent	---PUNTING---										--FIELD GOALS--				---KICKOFFS---				
		No	Yds	Avg	Long	Blkd	TB	FC	50+	I20	Att-Made	Lg	Blkd	No	Yds	Avg	TB	OB		
09/06/08	at Arizona.....	6	252	42.0	53	0	0	1	2	1	3-3	35	0	5	302	60.4	0	0		
09/13/08	at Eastern Michigan....	5	145	29.0	38	0	1	0	0	1	0-0	0	0	7	410	58.6	0	1		
09/20/08	FRESNO STATE.....	5	165	33.0	49	0	0	1	0	2	2-2	37	0	7	420	60.0	0	1		
09/27/08	FIU.....	3	113	37.7	44	0	0	1	0	0	3-3	47	0	5	263	52.6	0	1		
10/04/08	BALL STATE.....	6	236	39.3	52	0	0	2	2	1	1-0	0	0	1	60	60.0	0	0		
10/11/08	at Michigan.....	5	208	41.6	62	0	0	1	1	3	3-2	48	0	4	203	50.8	0	1		
11/18/08	at Northern Illinois...	4	167	41.8	52	0	0	1	1	3	1-0	0	0	2	127	63.5	0	0		
10/25/08	CENTRAL MICHIGAN.....	2	88	44.0	44	0	0	0	0	2	3-3	45	0	6	383	63.8	0	0		
11/5/08	at Akron.....	3	74	24.7	45	1	0	0	0	1	1-1	28	0	6	295	49.2	0	0		
11/15/08	at Western Michigan....	4	152	38.0	48	0	0	1	0	2	2-1	21	0	3	184	61.3	0	0		
11/21/08	MIAMI.....	4	161	40.2	57	0	0	0	1	1	1-0	0	0	7	377	53.9	0	0		
11/28/08	BOWLING GREEN.....	9	342	38.0	47	0	0	4	0	1	1-1	24	0	3	183	61.0	0	0		
Totals.....		56	2103	37.6	62	1	1	12	7	18	21-16	48	0	56	3207	57.3	0	4		
Opponent.....		45	1801	40.0	63	0	2	16	8	18	20-13	36	0	70	4302	61.5	4	3		

Toledo Opponent Game-by-Game

Date	Opponent	---RUSHING---				---RECEIVING---				-----PASSING-----				--KICK RET--				--PUNT RET--				tot off		
		No.	Yds	TD	Lg	No.	Yds	TD	Lg	Cmp	Att	Int	Yds	TD	Lg	No	Yds	TD	Lg	No	Yds		TD	Lg
09/06/08	at Arizona.....	33	153	3	27	26	299	2	27	26-	34-	0	299	2	27	5	150	0	41	3	21	0	20	452
09/13/08	at Eastern Michigan....	47	134	2	18	13	131	0	25	13-	23-	2	131	0	25	6	107	0	25	1	0	0	0	265
09/20/08	FRESNO STATE.....	38	189	2	31	22	231	4	47	22-	28-	0	231	4	47	6	217	0	73	0	0	0	0	420
09/27/08	FIU.....	45	141	4	27	6	98	1	37	6-	13-	0	98	1	37	4	129	0	55	1	17	0	17	239
10/04/08	BALL STATE.....	44	240	4	57	18	242	0	27	18-	30-	0	242	0	27	1	21	0	21	1	-1	0	0	482
10/11/08	at Michigan.....	39	170	0	17	15	120	1	29	15-	27-	3	120	1	29	3	75	0	33	0	0	0	0	290
11/18/08	at Northern Illinois...	45	220	2	32	12	173	3	45	12-	16-	0	173	3	45	2	48	0	28	1	0	0	0	393
10/25/08	CENTRAL MICHIGAN.....	45	146	1	12	27	256	2	22	27-	37-	0	256	2	22	6	138	0	28	0	0	0	0	402
11/05/08	at Akron.....	44	232	2	33	16	226	3	37	16-	23-	1	226	3	37	6	112	0	31	1	23	1	0	458
11/15/08	at Western Michigan....	33	146	0	14	22	225	3	36	22-	36-	1	225	3	36	3	80	0	48	0	0	0	0	371
11/21/08	MIAMI.....	23	75	0	11	29	196	2	30	29-	46-	2	196	2	30	6	134	0	31	2	-6	0	0	271
11/28/08	BOWLING GREEN.....	46	294	2	70	21	242	3	33	21-	34-	1	240	3	33	3	83	0	32	2	14	0	13	534
Opponent totals.....		482	2140	22	70	227	2437	24	47	227-347-	10	2437	24	47	51	1294	0	73	12	68	1	20	13	4577
Toledo.....		375	1755	18	86	229	2254	13	45	229-381-	8	2254	13	45	62	1266	0	41	12	74	0	18	0	4009

Date	Opponent	-----TACKLES-----			-SACKS-		-FUMBLE-			Pass Blkd		-Kicks--XPTS-				Pts	
		Solo	Asst	Total	TFL-Yds	No-Yds	FF	FR-Yds	Int-Yds	QBH	Brk	Kick	Att-Mad	Run	Rcv		Saf
09/06/08	at Arizona.....	35	30	65	7.0-16	1.0-7	0	0-0	0-0	0	3	0	5-5	0	0	0	41
09/13/08	at Eastern Michigan....	37	6	43	2.0-7	0.0-0	0	2-0	1-26	2	3	0	2-2	0	0	0	17
09/20/08	FRESNO STATE.....	47	48	95	4.0-10	1.0-6	0	1-29	0-0	0	4	0	7-7	0	0	0	55
09/27/08	FIU.....	51	24	75	5.0-20	1.0-8	3	3-0	1-0	5	3	0	5-5	0	0	0	35
10/04/08	BALL STATE.....	32	22	54	6.0-23	1.0-8	0	0-0	1-0	2	1	0	4-4	0	0	0	31
10/11/08	at Michigan.....	44	14	58	3.0-13	1.0-8	0	1-0	0-0	0	2	0	1-1	0	0	0	10
11/18/08	at Northern Illinois...	31	22	53	4.0-24	3.0-23	2	2-0	1-0	0	0	0	5-5	0	0	0	38
10/25/08	CENTRAL MICHIGAN.....	30	42	72	4.0-9	2.0-7	0	0-0	0-0	1	3	0	3-3	0	0	0	24
11/5/08	at Akron.....	40	24	64	5.0-11	0.0-0	0	0-0	1-17	0	4	2	6-6	0	0	0	47
11/15/08	at Western Michigan....	35	48	83	7.0-26	1.0-7	2	1-0	1-0	0	3	0	3-3	0	0	0	27
11/21/08	MIAMI.....	41	32	73	5.0-16	1.0-10	1	1-0	0-0	0	3	0	2-2	0	0	0	14
11/28/08	BOWLING GREEN.....	34	30	64	7.0-49	4.0-41	2	1-33	2-0	2	4	0	5-5	0	0	0	38
Opponent totals.....		457	342	799	59.0-224	16.0-125	10	12-62	8-43	12	33	2	48-48	0	0	0	377
Toledo.....		476	428	904	52.0-182	10.0-77	11	10-63	10-181	6	22	0	31-29	0	0	0	269

Date	Opponent	---PUNTING---										--FIELD GOALS--				---KICKOFFS---				
		No	Yds	Avg	Long	Blkd	TB	FC	50+	I20	Att-Made	Lg	Blkd	No	Yds	Avg	TB	OB		
09/06/08	at Arizona.....	1	34	34.0	34	0	0	0	0	0	3-2	26	0	8	517	64.6	2	1		
09/13/08	at Eastern Michigan....	7	215	30.7	45	0	0	2	0	2	1-1	30	0	4	223	55.8	0	0		
09/20/08	FRESNO STATE.....	4	194	48.5	56	0	1	1	1	1	3-2	36	0	8	485	60.6	0	0		
09/27/08	FIU.....	8	305	38.1	43	0	0	5	0	4	0-0	0	0	6	372	62.0	0	0		
10/04/08	BALL STATE.....	3	129	43.0	52	0	0	2	1	2	3-1	22	0	6	359	59.8	0	1		
10/11/08	at Michigan.....	5	248	49.6	63	0	0	2	3	4	2-1	26	0	3	196	65.3	1	0		
11/18/08	at Northern Illinois...	1	41	41.0	41	0	0	1	0	0	2-1	32	0	7	460	65.7	0	0		
10/25/08	CENTRAL MICHIGAN.....	2	65	32.5	37	0	0	0	0	1	1-1	34	0	5	295	59.0	0	0		
11/5/08	at Akron.....	1	31	31.0	31	0	0	1	0	1	1-1	23	0	8	519	64.9	0	0		
11/15/08	at Western Michigan....	4	182	45.5	52	0	1	0	2	0	2-2	25	0	5	330	66.0	1	0		
11/21/08	MIAMI.....	6	256	42.7	50	0	0	1	1	3	1-0	0	0	3	149	49.7	0	0		
11/28/08	BOWLING GREEN.....	3	101	33.7	39	0	0	1	0	0	1-1	33	0	7	397	56.7	0	1		
Opponent totals.....		45	1801	40.0	63	0	2	16	8	18	20-13	36	0	70	4302	61.5	4	3		
Toledo.....		56	2103	37.6	62	1	1	12	7	18	21-16	48	0	56	3207	57.3	0	4		



Outlook

Coaches

Players

Opponents

2008 Review

History

Records

University

2008 Team Cumulative Statistics

TEAM STATISTICS	TOLEDO	OPP
SCORING.....	269	377
Points Per Game.....	22.4	31.4
FIRST DOWNS.....	213	271
Rushing.....	92	114
Passing.....	105	133
Penalty.....	16	24
RUSHING YARDAGE.....	1755	2140
Yards gained rushing.....	2000	2351
Yards lost rushing.....	245	211
Rushing Attempts.....	375	482
Average Per Rush.....	4.7	4.4
Average Per Game.....	146.2	178.3
TDs Rushing.....	18	22
PASSING YARDAGE.....	2254	2437
Att-Comp-Int.....	381-229-8	347-227-10
Average Per Pass.....	5.9	7.0
Average Per Catch.....	9.8	10.7
Average Per Game.....	187.8	203.1
TDs Passing.....	13	24
TOTAL OFFENSE.....	4009	4577
Total Plays.....	756	829
Average Per Play.....	5.3	5.5
Average Per Game.....	334.1	381.4
KICK RETURNS: #-Yards.....	62-1266	51-1294
PUNT RETURNS: #-Yards.....	12-74	12-68
INT RETURNS: #-Yards.....	10-181	8-43
KICK RETURN AVERAGE.....	20.4	25.4
PUNT RETURN AVERAGE.....	6.2	5.7
INT RETURN AVERAGE.....	18.1	5.4
FUMBLES-LOST.....	18-12	14-10
PENALTIES-Yards.....	75-594	64-568
Average Per Game.....	49.5	47.3
PUNTS-Yards.....	56-2103	45-1801
Average Per Punt.....	37.6	40.0
Net punt average.....	36.0	37.5
TIME OF POSSESSION/Game.....	28:13	31:47
3RD-DOWN Conversions.....	56/160	69/152
3rd-Down Pct.....	35%	45%
4TH-DOWN Conversions.....	12/24	8/13
4th-Down Pct.....	50%	62%
SACKS BY-Yards.....	10-77	16-125
MISC YARDS.....	0	0
TOUCHDOWNS SCORED.....	32	48
FIELD GOALS-ATTEMPTS.....	16-21	13-20
ON-SIDE KICKS.....	1-2	0-0
RED-ZONE SCORES.....	31-36 86%	44-51 86%
RED-ZONE TOUCHDOWNS.....	21-36 58%	31-51 61%
PAT-ATTEMPTS.....	29-31 94%	48-48 100%
ATTENDANCE.....	102046	219628
Games/Avg Per Game.....	6/17008	6/36605
Neutral Site Games.....		0/0

SCORE BY QUARTERS	1st	2nd	3rd	4th	OT	Total
Toledo.....	64	51	76	65	13	269
Opponents.....	90	81	98	94	14	377



Outlook
Coaches
Players
Opponents
2008 Review
History
Records
University

2008 Red Zone/Conversion Statistics

Toledo Red Zone Statistics

Date	Opponent	Score	Times	Times	Total	TDs	Rush	Pass	FGs	---- Failed to score inside RZ ----					
			In RZ	Scored	Pts		TDs	TDs	Made	FGA	Downs	Int	Fumb	Half	Game
09/06/08	at Arizona.....	L 16-41	3	3	13	1	0	1	2	0	0	0	0	0	0
*09/13/08	at Eastern Michigan....	W 41-17	5	5	34	5	3	2	0	0	0	0	0	0	0
09/20/08	Fresno State.....	L 54-55	6	6	33	4	2	2	2	0	0	0	0	0	0
09/27/08	FIU.....	L 16-35	0	0	0	0	0	0	0	0	0	0	0	0	0
*10/04/08	Ball State.....	L 0-31	1	0	0	0	0	0	0	1	0	0	0	0	0
10/11/08	at Michigan.....	W 13-10	2	1	3	0	0	0	1	1	0	0	0	0	0
*10/18/08	at Northern Illinois...L	7-38	1	0	0	0	0	0	0	1	0	0	0	0	0
*10/25/08	Central Michigan.....L	23-24	3	3	13	1	1	0	2	0	0	0	0	0	0
*11/5/08	at Akron.....	L 30-47	4	4	24	3	1	2	1	0	0	0	0	0	0
*11/15/08	at Western Michigan....L	17-27	2	2	10	1	1	0	1	0	0	0	0	0	0
*11/21/08	Miami.....	W 42-14	6	5	35	5	5	0	0	1	0	0	0	0	0
*11/28/08	Bowling Green.....	L 10-38	3	2	10	1	1	0	1	0	0	1	0	0	0
Totals			36	31	175	21	14	7	10	4	0	1	0	0	0
			31 of 36 (86.1%)												

Opponent Red Zone Statistics

Date	Opponent	Score	Times	Times	Total	TDs	Rush	Pass	FGs	---- Failed to score inside RZ ----					
			In RZ	Scored	Pts		TDs	TDs	Made	FGA	Downs	Int	Fumb	Half	Game
09/06/08	at Arizona.....	L 16-41	6	6	34	4	2	2	2	0	0	0	0	0	0
*09/13/08	at Eastern Michigan....	W 41-17	3	3	17	2	2	0	1	0	0	0	0	0	0
09/20/08	Fresno State.....	L 54-55	6	6	34	4	1	3	2	0	0	0	0	0	0
09/27/08	FIU.....	L 16-35	3	3	21	3	3	0	0	0	0	0	0	0	0
*10/04/08	Ball State.....	L 0-31	5	4	24	3	3	0	1	1	0	0	0	0	0
10/11/08	at Michigan.....	W 13-10	3	1	3	0	0	0	1	1	0	1	0	0	0
*10/18/08	at Northern Illinois...L	7-38	5	5	31	4	2	2	1	0	0	0	0	0	0
*10/25/08	Central Michigan.....L	23-24	2	2	10	1	1	0	1	0	0	0	0	0	0
*11/5/08	at Akron.....	L 30-47	6	4	24	3	1	2	1	0	1	1	0	0	0
*11/15/08	at Western Michigan....L	17-27	6	5	27	3	0	3	2	0	0	0	0	1	0
*11/21/08	Miami.....	W 42-14	1	1	7	1	0	1	0	0	0	0	0	0	0
*11/28/08	Bowling Green.....	L 10-38	5	4	24	3	1	2	1	0	0	0	1	0	0
Totals			51	44	256	31	16	15	13	2	1	2	1	1	0
			44 of 51 (86.3%)												

Toledo Third-Down Conversion Statistics

Date	Opponent	Score	Overall		1st Qtr		2nd Qtr		3rd Qtr		4th Qtr		OT	
			Att	Conv	Att	Conv	Att	Conv	Att	Conv	Att	Conv	Att	Conv
09/06/08	at Arizona.....	L 16-41	6-15	40.0%	0-3	0.0%	4-6	66.7%	2-3	66.7%	0-3	0.0%		
*09/13/08	at Eastern Michigan....	W 41-17	3-8	37.5%	0-1	0.0%	1-3	33.3%	1-2	50.0%	1-2	50.0%		
09/20/08	Fresno State.....	L 54-55	7-18	38.9%	2-5	40.0%	2-5	40.0%	0-2	0.0%	3-5	60.0%	0-1	0.0%
09/27/08	FIU.....	L 16-35	8-17	47.1%	4-6	66.7%	2-4	50.0%	1-3	33.3%	1-4	25.0%		
*10/04/08	Ball State.....	L 0-31	1-11	9.1%	0-3	0.0%	0-2	0.0%	1-3	33.3%	0-3	0.0%		
10/11/08	at Michigan.....	W 13-10	8-18	44.4%	2-4	50.0%	1-4	25.0%	4-6	66.7%	1-4	25.0%		
*10/18/08	at Northern Illinois...L	7-38	3-9	33.3%	1-2	50.0%	0-3	0.0%	2-3	66.7%	0-1	0.0%		
*10/25/08	Central Michigan.....L	23-24	6-13	46.2%	1-3	33.3%	3-5	60.0%	2-3	66.7%	0-2	0.0%		
*11/5/08	at Akron.....	L 30-47	5-10	50.0%	1-4	25.0%	2-2	100.0%	2-3	66.7%	0-1	0.0%		
*11/15/08	at Western Michigan....L	17-27	4-15	26.7%	2-4	50.0%	1-6	16.7%	0-3	0.0%	1-2	50.0%		
*11/21/08	Miami.....	W 42-14	3-13	23.1%	0-2	0.0%	0-2	0.0%	1-4	25.0%	2-5	40.0%		
*11/28/08	Bowling Green.....	L 10-38	2-13	15.4%	1-4	25.0%	0-4	0.0%	0-3	0.0%	1-2	50.0%		
Toledo			56-160	35.0%	14-41	34.1%	16-46	34.8%	16-38	42.1%	10-34	29.4%	0-1	0.0%
Opponents			69-152	45.4%	14-35	40.0%	17-45	37.8%	18-34	52.9%	20-38	52.6%	0-0	0.0%

Toledo Fourth-Down Conversion Statistics

Date	Opponent	Score	Overall		1st Qtr		2nd Qtr		3rd Qtr		4th Qtr		OT	
			Att	Conv	Att	Conv	Att	Conv	Att	Conv	Att	Conv	Att	Conv
09/06/08	at Arizona.....	L 16-41	0-0	0.0%	0-0	0.0%	0-0	0.0%	0-0	0.0%	0-0	0.0%		
*09/13/08	at Eastern Michigan....	W 41-17	0-0	0.0%	0-0	0.0%	0-0	0.0%	0-0	0.0%	0-0	0.0%		
09/20/08	Fresno State.....	L 54-55	2-3	66.7%	1-1	100.0%	0-1	0.0%	0-0	0.0%	0-0	0.0%	1-1	100.0%
09/27/08	FIU.....	L 16-35	1-3	33.3%	0-0	0.0%	0-0	0.0%	0-0	0.0%	1-3	33.3%		
*10/04/08	Ball State.....	L 0-31	1-3	33.3%	1-1	100.0%	0-0	0.0%	0-0	0.0%	0-2	0.0%		
10/11/08	at Michigan.....	W 13-10	0-2	0.0%	0-1	0.0%	0-0	0.0%	0-0	0.0%	0-1	0.0%		
*10/18/08	at Northern Illinois...L	7-38	0-0	0.0%	0-0	0.0%	0-0	0.0%	0-0	0.0%	0-0	0.0%		
*10/25/08	Central Michigan.....L	23-24	0-2	0.0%	0-0	0.0%	0-2	0.0%	0-0	0.0%	0-0	0.0%		
*11/5/08	at Akron.....	L 30-47	0-0	0.0%	0-0	0.0%	0-0	0.0%	0-0	0.0%	0-0	0.0%		
*11/15/08	at Western Michigan....L	17-27	4-5	80.0%	0-1	0.0%	1-1	100.0%	2-2	100.0%	1-1	100.0%		
*11/21/08	Miami.....	W 42-14	3-5	60.0%	0-1	0.0%	0-0	0.0%	1-2	50.0%	2-2	100.0%		
*11/28/08	Bowling Green.....	L 10-38	1-1	100.0%	0-0	0.0%	0-0	0.0%	0-0	0.0%	1-1	100.0%		
Toledo			12-24	50.0%	2-5	40.0%	1-4	25.0%	3-4	75.0%	5-10	50.0%	1-1	100.0%
Opponents			8-13	61.5%	1-2	50.0%	3-3	100.0%	2-3	66.7%	2-5	40.0%	0-0	0.0%



Outlook

Coaches

Players

Opponents

2008 Review

History

Records

University

2008 Individual Statistics

Toledo Overall Individual Statistics

RUSHING	GP	Att	Gain	Loss	Net	Avg	TD	Long	Avg/G
WILLIAMS, Morgan	12	169	1053	43	1010	6.0	6	86	84.2
COLLINS, DaJuane	10	127	735	35	700	5.5	5	49	70.0
WALKER, Jake	9	16	71	4	67	4.2	0	11	7.4
THOMAS, Adonis	7	9	42	2	40	4.4	1	10	5.7
MERIDIETH, Casey	8	2	4	0	4	2.0	0	3	0.5
STAFFORD, Kenny	9	1	2	0	2	2.0	0	2	0.2
BAILEY, Robin	11	1	2	0	2	2.0	1	2	0.2
MOORE, Nick	12	1	1	0	1	1.0	0	1	0.1
PETTEE, Alex	1	2	0	4	-4	-2.0	0	0	-4.0
TEAM	6	4	0	7	-7	-1.8	0	0	-1.2
CHURCH, Barry	12	1	0	16	-16	-16.0	0	0	-1.3
OPELT, Aaron	12	42	90	134	-44	-1.0	5	13	-3.7
Total.....	12	375	2000	245	1755	4.7	18	86	146.2
Opponents.....	12	482	2351	211	2140	4.4	22	70	178.3

PASSING	GP	Effic	Cmp-Att-Int	Pct	Yds	TD	Lng	Avg/G
OPELT, Aaron	12	115.26	225-376-7	59.8	2176	12	45	181.3
PETTEE, Alex	1	-3.80	1-2-1	50.0	11	0	11	11.0
MOORE, Nick	12	496.00	2-2-0	100.0	55	1	31	4.6
CLAUS, Bill	12	200.80	1-1-0	100.0	12	0	12	1.0
Total.....	12	116.86	229-381-8	60.1	2254	13	45	187.8
Opponents.....	12	141.47	227-347-10	65.4	2437	24	47	203.1

RECEIVING	GP	No.	Yds	Avg	TD	Long	Avg/G
MOORE, Nick	12	78	779	10.0	1	39	64.9
WILLIAMS, S.	12	71	781	11.0	8	45	65.1
ALLEN, John	12	29	265	9.1	2	23	22.1
BAILEY, Robin	11	15	141	9.4	1	24	12.8
WILLIAMS, Morgan	12	13	76	5.8	0	37	6.3
BURZINE, Tom	12	7	77	11.0	0	18	6.4
COLLINS, DaJuane	10	7	37	5.3	0	22	3.7
STAFFORD, Kenny	9	6	75	12.5	1	25	8.3
CHURCH, Barry	12	1	12	12.0	0	12	1.0
WALKER, Jake	9	1	9	9.0	0	9	1.0
JONES, Jerome	2	1	2	2.0	0	2	1.0
Total.....	12	229	2254	9.8	13	45	187.8
Opponents.....	12	227	2437	10.7	24	47	203.1

SCORING	TD	FGs	Kick	PATS	Rush	Rcv	Pass	DXP	Saf	Points
STEIGERWALD, A.	0	16-21	29-31	0-0	0	0-0	0	0	0	77
WILLIAMS, S.	8	0-0	0-0	0-0	0	0-0	0	0	0	48
WILLIAMS, Morgan	6	0-0	0-0	0-0	0	0-0	0	0	0	36
COLLINS, DaJuane	5	0-0	0-0	0-0	0	0-0	0	0	0	30
OPELT, Aaron	5	0-0	0-0	0-0	0	0-1	0	0	0	30
BAILEY, Robin	2	0-0	0-0	0-0	0	0-0	0	0	0	12
ALLEN, John	2	0-0	0-0	0-0	0	0-0	0	0	0	12
STAFFORD, Kenny	1	0-0	0-0	0-0	0	0-0	0	0	0	6
MOORE, Nick	1	0-0	0-0	0-0	0	0-0	0	0	0	6
HERBERT, T.	1	0-0	0-0	0-0	0	0-0	0	0	0	6
THOMAS, Adonis	1	0-0	0-0	0-0	0	0-0	0	0	0	6
Total.....	32	16-21	29-31	0-0	0	0-1	0	0	0	269
Opponents.....	48	13-20	48-48	0-0	0	0-0	1	0	0	377

FIELD GOALS	FGM-FGA	Pct	01-19	20-29	30-39	40-49	50-99	Lg	Blk
STEIGERWALD, A.	16-21	76.2	0-0	7-10	4-4	5-7	0-0	48	0

FG SEQUENCE	Toledo	OPPONENTS
Arizona	(20), (35), (21)	(20), (26), 45
Eastern Michigan	-	(30)
Fresno State	(37), (33)	(34), (36), 58
FIU	(41), (47), (41)	-
Ball State	27	(22), 52, 40
Michigan	21, (29), (48)	(26), 26
Northern Illinois	47	(32), 43
Central Michigan	(45), (20), (35)	(34)
Akron	(28)	(23)
Western Michigan	42, (21)	(25), (25)
Miami	27	47
Bowling Green	(24)	(33)

Numbers in parentheses indicate field goal was made.

ALL PURPOSE	G	Rush	Rec	PR	KOR	IR	Tot	Avg/G
WILLIAMS, Morgan	12	1010	76	0	315	0	1401	116.8
MOORE, Nick	12	1	779	74	0	0	854	71.2
WILLIAMS, S.	12	0	781	0	0	0	781	65.1
COLLINS, DaJuane	10	700	37	0	0	0	737	73.7
HARRIS, Greg	11	0	0	0	710	0	710	64.5

PUNT RETURNS	No.	Yds	Avg	TD	Long
MOORE, Nick	12	74	6.2	0	18
Total.....	12	74	6.2	0	18
Opponents.....	12	68	5.7	1	20

INTERCEPTIONS	No.	Yds	Avg	TD	Long
HERBERT, T.	4	134	33.5	1	100
DONALD, Archie	2	28	14.0	0	26
RICHMOND, Lester	1	0	0.0	0	0
CHURCH, Barry	1	19	19.0	0	19
VEAL, Kenny	1	0	0.0	0	0
SINGER, Mark	1	0	0.0	0	0
Total.....	10	181	18.1	1	100
Opponents.....	8	43	5.4	0	26

KICK RETURNS	No.	Yds	Avg	TD	Long
HARRIS, Greg	33	710	21.5	0	41
WILLIAMS, Morgan	16	315	19.7	0	28
VEAL, Kenny	9	155	17.2	0	28
WALKER, Jake	4	86	21.5	0	32
Total.....	62	1266	20.4	0	41
Opponents.....	51	1294	25.4	0	73

FUMBLE RETURNS	No.	Yds	Avg	TD	Long
McINTOSH, Damien	1	9	9.0	0	9
SUMMERS, Derrick	1	54	54.0	0	54
Total.....	2	63	31.5	0	54
Opponents.....	2	62	31.0	1	33

TOTAL OFFENSE	G	Plays	Rush	Pass	Total	Avg/G
OPELT, Aaron	12	418	-44	2176	2132	177.7
WILLIAMS, Morgan	12	169	1010	0	1010	84.2
COLLINS, DaJuane	10	127	700	0	700	70.0
WALKER, Jake	9	16	67	0	67	7.4
MOORE, Nick	12	3	1	55	56	4.7
THOMAS, Adonis	7	9	40	0	40	5.7
CLAUS, Bill	12	1	0	12	12	1.0
PETTEE, Alex	1	4	-4	11	7	7.0
MERIDIETH, Casey	8	2	4	0	4	0.5
STAFFORD, Kenny	9	1	2	0	2	0.2
BAILEY, Robin	11	1	2	0	2	0.2
TEAM	6	4	-7	0	-7	-1.2
CHURCH, Barry	12	1	-16	0	-16	-1.3
Total.....	12	756	1755	2254	4009	334.1
Opponents.....	12	829	2140	2437	4577	381.4

PUNTING	No.	Yds	Avg	Long	TB	FC	I20	Blkd
CLAUS, Bill	49	1902	38.8	62	0	12	15	1
OPELT, Aaron	6	201	33.5	51	1	0	3	0
TEAM	1	0	0.0	0	0	0	0	0
Total.....	56	2103	37.6	62	1	12	18	1
Opponents.....	45	1801	40.0	63	2	16	18	0

KICKOFFS	No.	Yds	Avg	TB	OB	Retn	Net	YdLn
BRODBECK, Brett	39	2304	59.1	0	3			
STEIGERWALD, A.	17	903	53.1	0	1			
Total.....	56	3207	57.3	0	4	1294	34.2	35
Opponents.....	70	4302	61.5	4	3	1266	42.2	27



2008 Individual Statistics

Toledo Overall Defensive Statistics

DEFENSIVE LEADERS	GP	-----Tackles-----			TFL/Yds	-Sacks-	---Pass Def---			-Fumbles-	Blkd		
		Solo	Ast	Total			No-Yds	Int-Yds	BrUp		QBH	Rcv-Yds	FF
42 DONALD, Archie	12	59	60	119	5.0-23	.	2-28	.	1	1-0	1	.	.
8 CHURCH, Barry	12	57	36	93	5.5-13	.	1-19	6	.	1-0	3	.	.
28 HERBERT, T.	12	42	37	79	1.0-6	1.0-6	4-134	1	.	.	2	.	.
33 QUINN, Daris	12	39	38	77	1.0-2	.	.	1
34 RICHMOND, Lester	12	25	35	60	2.0-2	.	1-0	3
89 CONSTANT, S.	12	20	36	56	2.5-12	1.0-8	.	2	1	1-0	.	.	.
57 ALEXANDRE, A.	12	20	20	40	7.0-26	2.0-15	.	.	3
48 BRUDZINSKI, B.	12	20	16	36	2.5-7	1	.	.
56 SUMMERS, Derrick	12	15	17	32	4.0-27	1.0-19	.	.	1	1-54	.	.	.
3 MARROW, Desmond	7	22	8	30	.	.	.	3	.	.	1	.	.
9 VEAL, Kenny	12	18	6	24	.	.	1-0	3
30 HARRIS, Greg	12	16	7	23	1-0	1	.	.
43 SINGER, Mark	12	11	10	21	0.5-1	.	1-0	1
58 WESTBROOK, D.	12	10	10	20	3.5-6	1.0-2	1	.	.
92 WILLIAMSON, Sean	7	10	10	20	4.0-22	2.0-18	.	.	.	1-0	.	.	.
36 McINTOSH, Damien	12	6	13	19	1.0-5	1-9	.	.	.
46 KEIGHLEY, Hank	12	8	9	17	2.0-6	1.0-3	.	1
98 HILL, Maurice	12	5	10	15	4.0-6
97 RILEY, Malcolm	12	9	6	15	2.5-8	1.0-6	.	.	.	1-0	.	.	.
47 VEASLEY-PETTIS	12	10	2	12	2-0	.	.	.
13 WASHINGTON, A.	12	3	7	10
19 BATES, Joe	9	6	3	9
40 JOHNSON, Alex	12	4	4	8	1.0-1
39 PATRICK, Tyson	7	4	4	8
45 BALLARD, Isaiah	11	2	6	8
20 FAISON, Chris	12	6	2	8	1.0-4
99 UNDERWOOD, Joe	6	3	4	7
21 ASHWOOD, Andreas	7	6	1	7	1.0-4
44 PREE, Drey'Lon	12	4	1	5
TM TEAM	6	4	.	4	1	.	.
54 FORESTAL, Keith	12	3	1	4	.	.	.	1
25 BRODBECK, Brett	11	3	.	3
75 MARTIN, Alfred	6	1	2	3	1.0-1
22 COLLINS, DaJuane	10	2	.	2
52 LAMB, Johnathan	12	1	1	2
74 VANDERMEULEN, M.	12	.	1	1
49 ANDERSON, Terrell	7	.	1	1
51 WILLIS, Terrell	4	.	1	1
41 MERIDIETH, Casey	11	.	1	1
37 ATKINS, Walter	6	1	.	1
83 ALLEN, John	12	1	.	1
11 OPELT, Aaron	12	.	1	1
Total.....	12	476	428	904	52-182	10-77	10-181	22	6	10-63	11	.	.
Opponents.....	12	457	342	799	59-224	16-125	8-43	33	12	12-62	10	2	.

2008 Individual Statistics

Toledo Passing Game-by-Game

#11 OPELT, Aaron	Att	Comp	Int	Pct	Yards	TD	Long	Sack-Yds	Effic
Arizona.....	31	21	0	67.7	170	1	37	1-7	124.45
Eastern Michigan.....	18	8	1	44.4	114	3	39	0-0	141.53
Fresno State.....	41	22	0	53.7	265	3	44	1-6	132.10
FIU.....	45	26	1	57.8	177	0	18	1-8	86.37
Ball State.....	31	21	1	67.7	143	0	21	1-8	100.04
Michigan.....	50	33	0	66.0	257	0	31	1-8	109.18
Northern Illinois.....	22	16	0	72.7	138	0	21	2-21	125.42
Central Michigan.....	26	16	0	61.5	216	1	35	2-7	144.02
Akron.....	35	23	1	65.7	277	3	34	0-0	154.77
Western Michigan.....	31	18	1	58.1	213	1	45	1-7	119.97
Miami.....	26	14	0	53.8	139	0	27	1-10	98.75
Bowling Green.....	20	7	2	35.0	67	0	26	4-41	43.14
TOTALS.....	376	225	7	59.8	2176	12	45	15-123	115.26

#1 MOORE, Nick	Att	Comp	Int	Pct	Yards	TD	Long	Sack-Yds	Effic
Fresno State.....	1	1	0	100.0	24	0	24	0-0	301.60
FIU.....	1	1	0	100.0	31	1	31	0-0	690.40
TOTALS.....	2	2	0	100.0	55	1	31	0-0	496.00

#14 PETTEE, Alex	Att	Comp	Int	Pct	Yards	TD	Long	Sack-Yds	Effic
Northern Illinois.....	2	1	1	50.0	11	0	11	1-2	-3.80
TOTALS.....	2	1	1	50.0	11	0	11	1-2	-3.80

#2 CLAUS, Bill	Att	Comp	Int	Pct	Yards	TD	Long	Sack-Yds	Effic
Fresno State.....	1	1	0	100.0	12	0	12	0-0	200.80
TOTALS.....	1	1	0	100.0	12	0	12	0-0	200.80



Aaron Opelt threw for over 200 yards in a game five times in 2008.

2008 Individual Statistics

Toledo Rushing/Receiving Game-by-Game

RUSHING		No-Yds/TD	ARIZ	EMU	FRESNO	FIU	BSU	MICH	NIU	CMU	AKRON	WMU	MIAMI	BGSU
WILLIAMS, Morgan RB..	169-1010/6		6-13/0	9-35/1	23-142/1	25-98/0	10-12/0	4-14/0	8-50/1	9-44/0	10-36/0	16-83/0	28-330/3	21-153/0
COLLINS, DaJuane RB..	127-700/5		10-54/0	19-168/2	15-138/2	DNP	6-11/0	10-65/0	7-27/0	19-94/1	14-51/0	16-68/0	DNP	11-24/0
WALKER, Jake RB.....	16-67/0		6-11/0	5-27/0	-	-	-	4-17/0	1-12/0	-	-	DNP	DNP	DNP
THOMAS, Adonis RB...	9-40/1		DNP	-	-	-	DNP	DNP	DNP	DNP	-	-	9-40/1	-
MERIDIETH, Casey RB..	2-4/0		DNP	DNP	-	-	-	DNP	DNP	DNP	-	-	2-4/0	-
STAFFORD, Kenny WR..	1-2/0		-	-	-	1-2/0	-	DNP	DNP	-	-	-	DNP	-
BAILEY, Robin WR....	1-2/1		-	-	-	-	-	-	-	-	-	DNP	1-2/1	-
MOORE, Nick WR.....	1-1/0		-	-	1-1/0	-	-	-	-	-	-	-	-	-
PETTEE, Alex QB.....	2--4/0		DNP	DNP	DNP	DNP	DNP	DNP	2--4/0	DNP	DNP	DNP	DNP	DNP
TEAM.....	4--7/0		DNP	1--1/0	DNP	DNP	DNP	1--2/0	-	-	-	DNP	2--4/0	DNP
CHURCH, Barry.....	1--16/0		-	-	-	-	-	1--16/0	-	-	-	-	-	-
OPELT, Aaron QB.....	42--44/5		2--4/0	2-4/0	7-16/1	5--6/0	3--9/0	2--8/0	4--5/0	4-11/0	1-6/1	3--6/1	4-5/1	5--48/1

RECEIVING		No-Yds/TD	ARIZ	EMU	FRESNO	FIU	BSU	MICH	NIU	CMU	AKRON	WMU	MIAMI	BGSU
WILLIAMS, S. WR.....	71-781/8		12-67/1	3-48/2	6-114/1	7-54/1	7-56/0	6-67/0	9-75/0	1-4/0	10-136/2	6-94/1	2-21/0	2-45/0
MOORE, Nick WR.....	78-779/1		-	2-42/0	4-52/0	9-65/0	5-40/0	20-162/0	2-15/0	7-105/1	8-99/0	10-97/0	9-92/0	2-10/0
ALLEN, John TE.....	29-265/2		-	1-8/0	8-93/2	-	5-40/0	3-1/0	3-28/0	5-53/0	1-8/0	1-17/0	2-17/0	-
BAILEY, Robin WR....	15-141/1		3-29/0	1-14/1	-	5-41/0	1-7/0	1-9/0	2-29/0	-	-	DNP	1-9/0	1-3/0
BURZINE, Tom TE.....	7-77/0		2-30/0	-	2-22/0	1-13/0	-	1-4/0	-	-	-	-	-	1-8/0
WILLIAMS, Morgan RB..	13-76/0		3-40/0	-	3-8/0	4-26/0	-	-	1-2/0	-	1--1/0	-	-	1-1/0
STAFFORD, Kenny WR..	6-75/1		-	-	-	1-9/0	1-6/0	DNP	DNP	1-25/0	2-30/1	1-5/0	DNP	-
COLLINS, DaJuane RB..	7-37/0		1-4/0	-	-	DNP	2--6/0	1-5/0	-	2-29/0	1-5/0	-	DNP	-
CHURCH, Barry.....	1-12/0		-	-	1-12/0	-	-	-	-	-	-	-	DNP	-
WALKER, Jake RB.....	1-9/0		-	-	-	-	-	1-9/0	-	-	-	-	DNP	DNP
JONES, Jerome TE....	1-2/0		DNP	1-2/0	DNP	DNP	DNP	DNP	DNP	DNP	DNP	DNP	-	DNP

Toledo Return Stats Game-by-Game

PUNT RETURNS		No-Yds	ARIZ	EMU	FRESNO	FIU	BSU	MICH	NIU	CMU	AKRON	WMU	MIAMI	BGSU
MOORE, Nick....	12-74		-	-	2-23	2-6	1-10	1--2	-	1-4	-	2-18	3-15	-

KICK RETURNS		No-Yds	ARIZ	EMU	FRESNO	FIU	BSU	MICH	NIU	CMU	AKRON	WMU	MIAMI	BGSU
HARRIS, Greg...	33-710		-	3-80	8-164	5-128	-	-	5-98	5-108	3-63	3-57	1-12	DNP
WILLIAMS, Morgan	16-315		4-80	1-18	-	1-15	4-77	1-16	2-50	-	3-59	-	-	-
VEAL, Kenny....	9-155		1-17	-	-	-	-	DNP	-	-	-	1-26	1-16	6-96
WALKER, Jake...	4-86		-	-	-	-	1-15	1-24	-	-	2-47	DNP	DNP	DNP

INT. RETURNS		No-Yds	ARIZ	EMU	FRESNO	FIU	BSU	MICH	NIU	CMU	AKRON	WMU	MIAMI	BGSU
HERBERT, T.....	4-134		-	-	-	-	-	2-100	-	-	-	-	1-8	1-26
DONALD, Archie..	2-28		-	2-28	-	-	-	-	-	-	-	-	-	-
VEAL, Kenny....	1-0		-	-	-	-	-	DNP	-	-	-	-	1-0	-
SINGER, Mark...	1-0		-	-	-	-	-	1-0	-	-	-	-	-	-
RICHMOND, Lester	1-0		-	-	-	-	-	-	-	-	1-0	-	-	-
CHURCH, Barry..	1-19		-	-	-	-	-	-	-	-	-	1-19	-	-

FUMBLE RETURNS		No-Yds	ARIZ	EMU	FRESNO	FIU	BSU	MICH	NIU	CMU	AKRON	WMU	MIAMI	BGSU
SUMMERS, Derrick	1-54		-	1-54	-	-	-	-	-	-	-	-	-	-
McINTOSH, Damien	1-9		1-9	-	-	-	-	DNP	-	-	-	-	-	-



Morgan Williams gained an astounding 330 yards vs. Miami in 2008, nearly one-third of his total output for the season.

2008 Individual Statistics

Toledo Total Tackles Game-by-Game

TOTAL TACKLES	UA-A	TOT	ARIZ	EMU	FRESNO	FIU	BSU	MICH	NIU	CMU	AKRON	WMU	MIAMI	BGSU
DONALD, Archie LB...	59-60	119	3-3	4-1	5-4	5-3	4-6	7-5	7-4	4-8	6-2	2-6	6-7	6-11
CHURCH, Barry.....	57-36	93	6-1	9-1	8-2	4-3	3-3	4-5	4-1	2-1	2-3	4-6	6-4	5-6
HERBERT, T.....	42-37	79	2-1	3-1	7-7	3-0	2-7	2-2	1-2	3-6	4-2	6-3	6-2	3-4
QUINN, Daris LB.....	39-38	77	4-1	4-1	4-4	0-2	2-4	4-1	4-1	4-7	4-1	4-7	2-7	3-2
RICHMOND,Lester.....	25-35	60	3-4	5-1	4-3	2-3	3-4	2-0	1-0	0-2	2-2	3-6	0-4	0-6
CONSTANT, S. DE.....	20-36	56	4-2	1-0	1-2	2-6	0-6	3-0	2-0	2-8	3-2	0-6	1-1	1-3
ALEXANDRE, A. DL....	20-20	40	2-0	2-1	2-1	0-3	1-1	2-3	-	3-5	4-0	2-2	1-3	1-1
BRUDZINSKI, B. LB...	20-16	36	2-0	2-0	1-0	1-2	1-3	2-1	4-1	3-1	1-0	0-2	-	3-6
SUMMERS,Derrick DL..	15-17	32	1-0	5-0	0-1	-	1-5	4-1	0-1	1-5	3-1	0-2	0-1	-
MARROW, Desmond CB..	22-8	30	2-0	4-1	1-1	4-1	6-4	5-1	-	DNP	DNP	DNP	DNP	DNP
VEAL, Kenny DB.....	18-6	24	2-0	1-0	1-0	-	0-1	DNP	4-0	5-0	0-1	-	3-2	2-2
HARRIS, Greg CB.....	16-7	23	1-0	1-0	0-2	-	4-1	1-0	2-0	2-4	3-0	-	2-0	DNP
SINGER, Mark DB.....	11-10	21	1-0	-	-	-	-	2-0	-	-	4-2	2-2	0-2	2-4
WILLIAMSON,Sean DL..	10-10	20	2-0	-	1-2	1-3	1-3	4-2	1-0	DNP	DNP	DNP	DNP	DNP
WESTBROOK, D. DE....	10-10	20	1-0	-	-	1-1	0-1	DNP	0-1	2-0	0-2	2-1	0-1	4-3
McINTOSH,Damien LB..	6-13	19	0-2	0-1	0-2	2-1	1-2	DNP	2-0	-	1-0	0-3	0-1	0-1
KEIGHLEY, Hank DL...	8-9	17	3-0	2-0	-	1-2	-	DNP	-	0-2	2-1	0-1	0-1	0-2
RILEY, Malcolm DL...	9-6	15	2-0	2-0	1-1	0-2	0-2	1-0	-	1-0	-	-	1-1	1-0
HILL, Maurice DL....	5-10	15	-	0-1	-	-	0-1	1-0	2-0	1-3	-	0-1	1-2	0-2
VEASLEY-PETTIS CB...	10-2	12	2-1	4-0	1-0	1-0	-	DNP	-	1-0	-	-	1-1	-
WASHINGTON, A. DB...	3-7	10	1-0	-	-	0-1	-	DNP	DNP	-	1-1	1-1	0-2	0-2
BATES, Joe DB.....	6-3	9	2-0	-	0-1	-	-	1-0	2-0	1-0	DNP	0-2	-	DNP
JOHNSON, Alex DL....	4-4	8	0-1	1-0	-	0-1	-	DNP	1-0	DNP	-	-	0-1	2-1
BALLARD, Isaiah....	2-6	8	0-1	1-0	-	1-0	-	DNP	-	0-1	0-1	0-1	0-1	0-1
FAISON, Chris.....	6-2	8	0-1	2-0	-	-	-	DNP	1-0	DNP	3-1	-	-	-
PATRICK, Tyson LB...	4-4	8	DNP	1-1	-	DNP	0-1	DNP	2-0	1-0	0-2	DNP	DNP	DNP
ASHWOOD,Andreas DB..	6-1	7	3-0	DNP	-	-	-	DNP	1-0	2-1	DNP	DNP	-	-
UNDERWOOD, Joe DL...	3-4	7	DNP	-	1-1	1-0	0-2	DNP	1-1	DNP	DNP	DNP	DNP	-
PREE, Drey'Lon.....	4-1	5	-	-	-	2-0	0-1	-	-	-	1-0	1-0	-	-
FORESTAL, Keith LB..	3-1	4	-	-	-	1-1	-	DNP	1-0	-	DNP	-	-	1-0
TEAM.....	4-0	4	-	-	-	-	-	-	3-0	-	-	-	1-0	-
BRODBECK, Brett....	3-0	3	1-0	-	1-0	DNP	-	-	-	-	-	1-0	-	-
MARTIN, Alfred DL....	1-2	3	DNP	DNP	DNP	-	DNP	DNP	DNP	DNP	1-1	DNP	-	0-1
COLLINS,DaJuane....	2-0	2	-	1-0	-	DNP	-	-	-	-	1-0	-	DNP	-
LAMB, Johnathan.....	1-1	2	DNP	DNP	DNP	0-1	DNP	DNP	DNP	DNP	1-0	DNP	DNP	DNP
ALLEN, John.....	1-0	1	-	-	-	-	-	-	-	-	-	-	1-0	-
VANDERMEULEN,M.....	0-1	1	-	-	-	-	-	DNP	-	-	-	-	-	0-1
PASQUALE, David....	0-1	1	DNP	DNP	DNP	DNP	DNP	DNP	DNP	DNP	DNP	DNP	0-1	DNP
ANDERSON, Terrell...	0-1	1	-	-	DNP	-	-	0-1	DNP	DNP	-	-	DNP	DNP
OPELT, Aaron.....	0-1	1	-	-	-	-	-	-	-	-	-	-	-	0-1
MERIDIETH,Casey....	0-1	1	DNP	DNP	-	-	-	DNP	-	DNP	-	-	0-1	-
WILLIS, Terrell DL..	0-1	1	DNP	-	DNP	DNP	DNP	DNP	-	-	0-1	DNP	DNP	DNP
ATKINS, Walter CB...	1-0	1	DNP	1-0	-	DNP	-	DNP	-	DNP	DNP	DNP	DNP	DNP

Toledo Sacks Game-by-Game

SACKS	UA-A	TOT	ARIZ	EMU	FRESNO	FIU	BSU	MICH	NIU	CMU	AKRON	WMU	MIAMI	BGSU
WILLIAMSON,Sean DL..	2-0	2.0	1.0-8	-	1.0-10	-	-	-	-	DNP	DNP	DNP	DNP	DNP
ALEXANDRE, A. DL....	2-0	2.0	-	1.0-8	-	-	-	-	-	-	-	-	-	1.0-7
HERBERT, T.....	1-0	1.0	-	-	1.0-6	-	-	-	-	-	-	-	-	-
RILEY, Malcolm DL...	1-0	1.0	-	-	-	-	-	1.0-6	-	-	-	-	-	-
CONSTANT, S. DE.....	1-0	1.0	-	-	-	-	-	-	-	1.0-8	-	-	-	-
KEIGHLEY, Hank DL...	1-0	1.0	-	-	-	1.0-3	-	DNP	-	-	-	-	-	-
SUMMERS,Derrick DL..	1-0	1.0	-	-	-	-	1.0-19	-	-	-	-	-	-	-
WESTBROOK, D. DE....	1-0	1.0	-	-	-	-	-	DNP	-	-	-	-	-	1.0-2

Toledo Tackle For Loss Game-by-Game

TACKLES FOR LOSS	UA-A	TOT	ARIZ	EMU	FRESNO	FIU	BSU	MICH	NIU	CMU	AKRON	WMU	MIAMI	BGSU
ALEXANDRE, A. DL....	6-2	7.0	-	1.5-9	-	0.5-2	1.0-2	1.0-2	-	1.0-2	-	-	1.0-2	1.0-7
CHURCH, Barry.....	4-3	5.5	1.0-4	-	1.0-3	-	-	1.0-2	-	-	-	0.5-1	1.0-1	1.0-2
DONALD, Archie LB...	5-0	5.0	-	1.0-17	-	1.0-2	-	-	1.0-1	-	1.0-2	-	-	1.0-1
SUMMERS,Derrick DL..	4-0	4.0	-	2.0-5	-	-	1.0-19	1.0-3	-	-	-	-	-	-
HILL, Maurice DL....	3-2	4.0	-	0.5-1	-	-	-	1.0-2	1.0-2	1.0-1	-	-	-	0.5-0
WILLIAMSON,Sean DL..	3-2	4.0	1.0-8	-	1.0-10	1.0-3	1.0-1	-	-	DNP	DNP	DNP	DNP	DNP
WESTBROOK, D. DE....	3-1	3.5	1.0-1	-	-	0.5-1	-	DNP	-	-	-	-	-	2.0-4
RILEY, Malcolm DL...	2-1	2.5	-	-	-	0.5-0	-	1.0-6	-	-	-	-	-	1.0-2
BRUDZINSKI, B. LB...	2-1	2.5	-	1.0-1	-	-	-	1.0-4	-	-	-	-	-	0.5-2
CONSTANT, S. DE.....	2-1	2.5	-	-	-	-	-	-	1.0-3	1.0-8	-	-	-	0.5-1
KEIGHLEY, Hank DL...	2-0	2.0	1.0-3	-	-	1.0-3	-	DNP	-	-	-	-	-	-
RICHMOND,Lester.....	2-0	2.0	-	2.0-2	-	-	-	-	-	-	-	-	-	-
FAISON, Chris.....	1-0	1.0	-	1.0-4	-	-	-	DNP	-	DNP	-	-	-	-
ASHWOOD,Andreas DB..	1-0	1.0	-	DNP	-	-	-	DNP	-	1.0-4	DNP	DNP	-	-
HERBERT, T.....	1-0	1.0	-	-	1.0-6	-	-	-	-	-	-	-	-	-
QUINN, Daris LB.....	0-2	1.0	-	-	-	0.5-1	-	-	-	-	-	0.5-1	-	-
McINTOSH,Damien LB..	1-0	1.0	-	-	-	1.0-5	-	DNP	-	-	-	-	-	-
JOHNSON, Alex DL....	1-0	1.0	-	1.0-1	-	-	-	DNP	-	DNP	-	-	-	-
MARTIN, Alfred DL....	1-0	1.0	DNP	DNP	DNP	-	DNP	DNP	DNP	DNP	1.0-1	DNP	-	-
SINGER, Mark DB.....	0-1	0.5	-	-	-	-	-	-	-	-	-	-	-	0.5-1



2008 Starting Lineups

OFFENSE

Game	LT	LG	C	RG	RT	TE	QB	RB	WR	WR	WR or TE
at Arizona	VanDerMeulen	Meenan	Cole	Kowalski	Gewont	Allen	Opelt	Collins	S. Williams	Bailey	Stafford
at EMU	VanDerMeulen	Cole	Garrett	Kowalski	Morookian	Allen	Opelt	Collins	S. Williams	Moore	Burzine
Fresno St.	VanDerMeulen	Cole	Garrett	Kowalski	Morookian	Allen	Opelt	Collins	S. Williams	Moore	Burzine
FIU	VanDerMeulen	DeWalt	Cole	Kowalski	Morookian	Allen	Opelt	M. Williams	S. Williams	Moore	Burzine
Ball State	VanDerMeulen	DeWalt	Cole	Kowalski	Morookian	Allen	Opelt	M. Williams	S. Williams	Moore	Burzine
at Michigan	VanDerMeulen	DeWalt	Cole	Kowalski	Morookian	Allen	Opelt	Collins	S. Williams	Moore	Burzine
at NIU	VanDerMeulen	DeWalt	Cole	Kowalski	Morookian	Allen	Opelt	Collins	S. Williams	Bailey	Burzine
CMU	VanDerMeulen	DeWalt	Garrett	Kowalski	Morookian	Allen	Opelt	Collins	S. Williams	Moore	Burzine
at Akron	VanDerMeulen	DeWalt	Garrett	Kowalski	Morookian	Burzine	Opelt	Collins	S. Williams	Moore	Cortazzo
at WMU	VanDerMeulen	DeWalt	Garrett	Kowalski	Morookian	Allen	Opelt	Collins	S. Williams	Moore	Burzine
Miami	VanDerMeulen	DeWalt	Garrett	Kowalski	Morookian	Allen	Opelt	M. Williams	S. Williams	Moore	Burzine
BGSU	VanDerMeulen	DeWalt	Garrett	Kowalski	Morookian	Allen	Opelt	M. Williams	S. Williams	Moore	Bailey

DEFENSE

Game	DE	DT	DT	DE	LB	LB	SS	Rov	FS	CB	CB
at Arizona	Summers	Williamson	Constant	Alexandre	Donald	Quinn	Church	Richmond	Herbert	Bates	Marrow
at EMU	Summers	Williamson	Constant	Alexandre	Donald	Quinn	Church	Richmond	Herbert	Bates	Marrow
Fresno St.	Summers	Williamson	Constant	Alexandre	Donald	Quinn	Church	Richmond	Herbert	Bates	Marrow
FIU	Summers	Williamson	Constant	Alexandre	Donald	Quinn	Church	Richmond	Herbert	Harris	Marrow
Ball State	Summers	Williamson	Constant	Alexandre	Donald	Quinn	Church	Richmond	Herbert	Harris	Marrow
at Michigan	Summers	Williamson	Constant	Alexandre	Donald	Quinn	Church	Richmond	Herbert	Harris	Marrow
at NIU	Summers	Williamson	Constant	Westbrook	Donald	Quinn	Church	Richmond	Herbert	Harris	Marrow
CMU	Summers	Hill	Constant	Alexandre	Donald	Quinn	Church	Richmond	Herbert	Harris	Veal
at Akron	Summers	Hill	Constant	Alexandre	Donald	Quinn	Church	Richmond	Singer	Harris	Herbert
at WMU	Summers	Hill	Constant	Alexandre	Donald	Quinn	Church	Richmond	Singer	Harris	Herbert
Miami	Summers	Hill	Constant	Alexandre	Donald	Quinn	Church	Richmond	Singer	Harris	Herbert
BGSU	Westbrook	Hill	Constant	Alexandre	Donald	Quinn	Church	Richmond	Singer	Harris	Herbert

Toledo U vs Muskingum
Toledo 3 - Muskingum 0
1922

Rocket History



A Championship Legacy

Steeped in tradition, the University of Toledo football program has produced countless memorable players and great moments in its history.

From Mel Triplett in the 50's to Chuck Ealey in the 70's to Chester Taylor and Bruce Gradkowski in the 21st century, Rocket stars have put their unique stamp on college football history. And whether it was the legendary 35-game winning streak from 1969-71, or the GMAC Bowl victory in 2005, Toledo's football history is rich with highlights.


Rocket football dates back to 1917 when a group of Toledo University (as it was known then) students put together a football team with the help of a young professor, John Brandeberry. Toledo lost its first game to the University of Detroit by the incredible score of 145-0, but the foundation of the program had been established.

Prospects for Toledo gradually improved after that first season. Coach James Dwyer led Toledo to its first winning record and its first Northwest Ohio league championship in 1923. Eventually Toledo became a reliable football power, with just one losing season from 1933 to 1948.

Toledo joined the Mid-American Conference in football in 1952 and won its first MAC championship in 1967, but the Rockets really jumped onto the national map two years after that. From 1969-71, Toledo captured the country's eye by winning 35 consecutive games, three straight MAC championships and three straight Tangerine Bowl titles. In each of the three undefeated seasons, Toledo was ranked in the top 20.

The 35-game winning streak ended as the second-longest in major college football history, bettered only by a 47-game string put together by the great Oklahoma teams of 1953-57.

The most famous star of the 1969-71 teams was the legendary



Chuck Ealey scrambled his way to 35 straight victories as the Rockets' quarterback from 1969-71.

quarterback Chuck Ealey. Ealey earned MAC "Back of the Year" honors for an unprecedented three consecutive years and numerous All-America honors from *AP*, *UPI* and *Football News* magazine. Ealey also became the first player in MAC history to receive votes for the Heisman Trophy, receiving 168 points for an eighth-place finish in 1971.

Toledo won its fifth and sixth MAC championships in 1981 and 1984, but it was in the 1990's and 21st century that the Rockets really took off as a national presence. A major renovation of the Glass Bowl was completed in 1990, making the venerable old stadium one of the jewels of the MAC. The Rockets were coached in the 90's by Gary Pinkel, who amassed a 73-37-3 record before departing for Missouri following the 2000 season. Pinkel's teams won or shared four titles and cracked the top 25 three times in his final six seasons.

Taking the Rockets to even greater heights was Tom Amstutz, a Toledo native and UT graduate who had spent 21 years as an assistant coach. Amstutz led the Rockets to two MAC titles, four division crowns and four bowl games in eight years at the helm.

In 2008, UT hired a new head coach, Tim Beckman, who has the Rockets ready to return to their position at the top of the MAC and among the nation's finest

Toledo's Championship Seasons

Year	Record	Championship
1923	6-4	NWO Champions
1927	5-2	NWO Champions
1929	4-2-1	NWO Co-Champions
1967	9-1	MAC Co-Champions
1969	11-0	MAC Champions
1970	12-0	MAC Champions
1971	12-0	MAC Champions
1981	9-3	MAC Champions
1984	9-2-1	MAC Champions
1990	9-2	MAC Co-Champions
1995	11-0-1	MAC Champions
1997	9-3	MAC West Champions
1998	7-5	MAC West Champions
2000	10-1	MAC West Co-Champions
2001	10-2	MAC Champions
2002	9-5	MAC West Co-Champions
2004	9-4	MAC Champions
2005	9-3	MAC West Co-Champions



The Rockets celebrate their 2004 MAC Championship Game victory.

Rocket Football Timeline

1917

• John Brandeberry, an engineering professor, is “selected” coach when he begins conversing with some students on the gravel field near the 11th Street UT campus. Team member Charles Morgan later says, “Nobody else wanted the job.” Each of the team’s 13 members purchases his own uniform. The team has no practice scrimmages prior to playing the first game in school history, a contest at powerful Detroit. UT not only loses the game, 145-0, it loses four players to injury. But the program is sustained by the whopping \$150 guarantee it receives for playing the game. Toledo finishes the season 0-3, outscored 262-0 by its opponents.

1918

• The first win in school history comes over Defiance, 19-12. UT finishes the season with a 1-1 record.

1920s

• *The Blade* newspaper refers to the team as “Munies,” short for Municipal University, and also as the “Fighters.”

1922

• The first football field, usually referred to as University Stadium, is built at Scott Park. Seating, consisting of seven rows of wooden bleachers, is added in 1923. From 1918-1936 games are also played at Armory Park, and Waite, Scott, Libbey and St. John’s high schools.

1923

• Toledo acquires its current nickname following a game with powerful Carnegie Tech. Surprised to learn that Toledo has no nickname, Pittsburgh sports writers pressure James Neal, a UT student working in the press box, to come up with one. Neal, impressed with his team’s flashy performance against a superior Carnegie Tech team, labels UT the “Skyrockets,” which the writers shorten to “Rockets.”

• Toledo wins its first football championship (Northwest Ohio Conference), also the school’s first in any sport.

• Jim Pierce is the first African-American team captain, and becomes a professor upon graduation.

1929

• The UT marching band, 30 members strong, appears for the first time at a home football game.

• The football annual budget grows to \$2,000.

1931

• Amid the Great Depression, football is cancelled due to a lack of funds.

1932

• The fight song is written by Athletic Director Connolly.



Frank Lauterbur (with ball) and his coaching staff from 1970.

1933

• Jerry Welling, a halfback, is the first Rocket voted All-Ohio (by AP). He leads Ohio college scorers with 66 points.

1934

• The first night game is played, a 20-0 victory over Capital, at Swayne Field.

1935

• A Toledo game is broadcast on radio for the first time as the Rockets defeat Denison, 13-0.

• Toledo defeats Bowling Green, 63-0. BGSU drops UT from its schedule until the 1948 season.

1936

• Glass Bowl Stadium (then called “University Stadium”) is built on the present-day UT campus. A Works Progress Administration project, it is paid for with a \$272,000 grant from the federal government and \$41,558 from the city of Toledo and the university.

1937

• The Glass Bowl debuts in a game versus Akron.

1938

• Players use the towers in the Glass Bowl as living quarters.

• UT hosts and defeats 12th-ranked Marshall, 13-7, in front of 9,500 fans.

1943

• With the country at war, football is suspended from 1943-45.

1946

• After lying dormant for almost four seasons, University Stadium is renovated and renamed “Glass Bowl.” Lights are installed for the stadium’s first night games.

• Toledo hosts the first of four post-season contests known as the Glass Bowl Game. A record crowd of 13,500 watches UT defeat Bates College, 21-12.

1948

• The first Toledo football game is televised by WSPD-TV13 (now WTVG).

1952

• Toledo plays its first season in the Mid-American Conference, which at the time also includes Cincinnati, Miami, Ohio, Bowling Green, Kent, Western Michigan and Western Reserve.

1953

• The cannon is fired off at home games following Toledo scores for the first time.

1961

• A U.S. army Nike-Ajax missile is first installed in the north end zone. Later it is moved to just outside the stadium.

1967

• Toledo wins its first MAC title. After a season-opening loss to Ohio, the Rockets reel off nine straight wins.

1969

• A 45-18 win over Villanova marks the beginning of Toledo’s famed 35-game winning streak, second only in NCAA history to Oklahoma’s 49 straight.

• The Rockets win their second MAC title and end an 11-0 season by defeating Davidson, 56-33, in the Tangerine Bowl.

1970

• Toledo thrashes William and Mary, 40-12, in the Tangerine Bowl, finishes 12-0 and is ranked 12th in the final AP poll.

1971

• Mel Long becomes the first consensus All-American in MAC history. Long later plays with the Cleveland Browns.

• The Rockets win a third consecutive MAC title and their fourth in five years.

• Toledo is 12-0 and ranked 14th in the final AP poll following a 28-3 victory over Richmond in the Tangerine Bowl.

• Rocket quarterback Chuck Ealey is named MAC Player of the Year for the third time, and finishes eighth in the Heisman Trophy balloting.

1974

• Astro turf is installed in the Glass Bowl for the first time.

1975

• Quarterback Gene Swick becomes the first player in NCAA history to reach 8,000 yards in career total offense. Swick leads the nation in total offense and finishes 10th in voting for the Heisman Trophy.

1980

• The annual Peace Pipe trophy, given to the winner of the Toledo-Bowling Green game, is awarded for the first time in football.

1981

• Toledo wins its fifth MAC title and stuns 20th-ranked San Jose, 27-25, in the inaugural California Bowl.

Rocket Football Timeline

1984

• Toledo wins its sixth MAC title, and makes a second appearance in the California Bowl.

1990

• Toledo ties Central Michigan for the MAC title, UT's seventh MAC crown.
• A complete renovation begins on the Glass Bowl. The new stadium, which debuts in 1991, features a modern sky box with 42 luxury suites. Construction also begins on the Larimer Building, a new facility to house the football offices, locker rooms, weight rooms and classrooms.

1992

• The Rockets upset Purdue, 33-29, the first win in UT history over a Big Ten opponent. Quarterback Kevin Meger is named *Sports Illustrated* national offensive player of the week.

1993

• The Denver Broncos, with the 11th pick in the NFL draft, select UT defensive end Dan Williams, the highest pick in MAC history at the time.

1995

• Toledo wins its eighth MAC title in school history, posting a 7-0-1 conference mark.
• The Rockets complete their fourth undefeated season in school history (11-0-1) with a 40-37 victory over Nevada in the Las Vegas Bowl. Wasean Tait scores from two yards out for the winning points in the first overtime game in NCAA Division I-A history.
• Toledo is ranked 22nd in the final UPI poll, 24th in the AP poll and 24th in the CNN/*USA Today* poll. Wasean Tait finishes second in the nation in rushing, tallying a MAC record 1,905 yards.

1997

• Toledo begins its season with a 36-22 upset of Purdue, and proceeds to an 8-0 record. Before the streak was snapped with a loss at Ball State, the Rockets were ranked No. 18 in the AP poll and No. 20 in the CNN/*USA Today* poll. The Rockets go on to win the MAC West title.
• Coach Gary Pinkel is named MAC Coach of the Year for the second time.

1998

• The Rockets repeat as MAC West champions.

1999

• A video replay screen is installed in the north end zone of the Glass Bowl.
• Former Rocket Mel Long, Sr., is inducted into the National College Football Hall of Fame.

2000

• The Rockets go 10-1, including a 24-6 win at Penn State in the season opener. Toledo is ranked No. 25 in the nation in the final AP and USA Today/ESPN polls, but is the only ranked team that does not receive a bid to a bowl game.
• Gary Pinkel, the winningest coach in UT



Wasean Tait's touchdown in overtime gave UT a 40-37 victory over Nevada in the 1995 Las Vegas Bowl.

history, leaves after 10 years to take the top position at Missouri. Long-time assistant Tom Amstutz is named head coach.

2001

• The Rockets win 10 games for the second consecutive season, but this time go on to win the MAC Championship Game and Motor City Bowl in Tom Amstutz's rookie season as head coach. Toledo finishes the season ranked No. 22 in the USA Today/ESPN poll and No. 23 in the AP poll.
• The Rockets are on ESPN a school-record three times, and set MAC records for attendance in a season (30,014) and single game (36,852 vs. Navy).
• Chester Taylor is named third-team All-America by the Associated Press and sets the school record for career rushing yards with 4,659. Taylor is taken in the sixth round of the 2002 NFL Draft by Baltimore.
• Placekicker Todd France earns first-team Verizon Academic All-America honors after graduating with a 3.97 grade point average in mechanical engineering.

2002

• The Rockets win their second consecutive MAC West Division title in improbable fashion, stringing together four straight do-or-die wins at the end of the regular season. UT also makes its second consecutive bowl appearance, a return trip to the Motor City Bowl.
• Quarterback Brian Jones leads the nation in pass completion percentage and sets the all-time MAC record, connecting on 70.2 percent of his passes.
• Center Chris Tuminello earns second-team Academic All-America honors for the second straight year.
• Wide receiver Carl Ford is taken in the seventh round of the 2003 NFL Draft by the Green Bay Packers.

2003

• The Rockets defeat No. 9 Pittsburgh, 35-31, in the Glass Bowl. It is the highest-ranked opponent Toledo has ever beaten. Later, UT knocks off No. 21 Northern Illinois, the only time the Rockets have defeated two Top 25 teams in one season.
• Quarterback Bruce Gradkowski sets a MAC record by connecting on 71.2 percent

of his passes.

• Wide receiver Lance Moore leads the nation with 103 receptions.

2004

• The Rockets win another MAC Championship, thanks to three remarkable comeback victories. UT has to come from behind to defeat Northern Illinois and Bowling Green to clinch the MAC West Division crown, then rallies again to defeat Miami in the MAC Championship Game at Ford Field in Detroit.
• The Rockets play in the Motor City Bowl for the third time in four years.
• Coach Tom Amstutz is selected as the Ohio College Coach of the Year.
• Offensive lineman Nick Kaczur is selected in the third round of the 2005 NFL Draft by the Super Bowl champion New England Patriots.

• Toledo makes a school-record seven appearances on ESPN or ESPN2.

2005

• The Rockets finish 9-3 and end the season with a resounding 45-13 victory over UTEP in the GMAC Bowl.
• Quarterback Bruce Gradkowski ends his career holding 21 school records, including most passing yards, most TD passes and highest completion percentage.
• Gradkowski is selected in the sixth round of the NFL Draft by Tampa Bay, the first Rocket QB to be drafted since Gene Swick in 1976.

2006

• The Rockets record their first victory over a Big 12 opponent, a 37-31 double-overtime win over Kansas at the Glass Bowl on ESPN2.

2007

• Brett Kern is named one of three finalist for the Ray Guy Award as the nation's best punter.
• John Greco and Jalen Parmele are both selected in the 2008 NFL Draft, the first time since 1970 that two Rockets were drafted within the first seven rounds.

2008

• The Rockets upset Michigan, 13-10, before more than 107,000 witnesses at Michigan Stadium
• Former Oklahoma State defensive coordinator Tim Beckman is named Toledo's head coach on Dec. 4, 2008.

Retired Jerseys

Only four players in the history of the University of Toledo have had their jersey numbers retired.

16 Chuck Ealey (1969-71)

18 Gene Swick (1972-75)

66 Mel Triplett (1951-54)

77 Mel Long (1969-71)

35 Wins in a Row!

The famous Toledo 35-consecutive game winning streak, the second-longest in modern major college football history to Oklahoma's 47 (1953-57), began on Sept. 20, 1969 and didn't end until Sept. 9, 1972.

During that streak, the Rockets won three Mid-American Conference championships and three Tangerine Bowl titles. They outscored opponents, 1,152-344 and led the nation in total defense all three seasons, on their way to three undefeated seasons: 11-0 (1969), 12-0 (1970) and 12-0 (1971).

In all three seasons, UT was ranked in the Top 20, as high as No. 12 by the Associated Press in 1970, becoming the first MAC team to be ranked in three straight seasons. Legendary quarterback Chuck Ealey earned MAC "Offensive Player of the Year" honors for an unprecedented three seasons, while defensive tackle Mel Long became the first consensus All-American (AP and UPI polls) in MAC history in 1971.

Nationwide attention came to the UT campus, as curious football fans from all over the country awaited anxiously each week to see if the Rockets could keep their streak intact. Media such as ABC, CBS, NBC, *Sports Illustrated* and *Newsweek* made trips to the Glass Bowl to report on the unfolding drama.

There were certainly several big wins during the streak, including the Rockets' 56-33 demolition of Davidson in the first Tangerine Bowl, and UT's 45-18 drubbing of Villanova on Sept. 20, 1969, the one that started it all. In addition, the Rockets posted seven shutouts, and their largest margin of victory was a 52-3 thrashing of Marshall on Sept. 26, 1970.

But not all of the wins were that easy. Four of the games were decided by four points or less, including two



Toledo's 35-game winning streak grabbed the attention of sports fans and media from around the country.

contests that UT squeezed out by a point.

One of those tight games, possibly the greatest in MAC history, was played in Bowling Green, Ohio, on Oct. 11, 1969. Toledo and Bowling Green battled in a hard-fought war in front of a then-record 20,820 fans at

THE VICTIMS

1969 (11-0)

45-18, Villanova
38-13, Marshall
34-9, Ohio
27-26, Bowling Green
38-13, Western Michigan
43-17, Kent State
14-10, Miami
35-21, Northern Illinois
20-0, Dayton
35-0, Xavier
56-33, Davidson

1970 (12-0)

35-2, East Carolina
27-6, Buffalo
52-3, Marshall
42-7, Ohio
20-0, Bowling Green
20-0, Western Michigan
34-17, Kent State

1971 (12-0)

14-13, Miami
45-7, Northern Illinois
31-7, Dayton
24-14, Colorado State
40-12, William & Mary
45-0, East Carolina
10-7, Villanova
23-0, Texas-Arlington
31-28, Ohio
24-7, Bowling Green
35-24, W. Michigan
35-7, Dayton
45-6, Miami
23-8, Northern Illinois
43-0, Marshall
41-6, Kent State
28-3, Richmond

Doyt Perry Field. UT led most of the way but the Falcons rallied to take the lead late in the contest, 26-24. With two seconds remaining in the contest, UT placekicker Ken Crots booted a 37-yard field goal into the teeth of a strong wind to give the Blue and Gold a 27-26 come-from-behind win, extending the string to a mere four games at that time.

The next year, in perhaps one of the most famous of the victories, Toledo again faced certain defeat until the magic of its incredible quarterback came to the forefront. Ealey reached down into his bag of tricks and rallied the Rockets late in the final quarter, overtaking Miami, 14-13, to keep the streak going at 19.

And who could ever forget what happened on Oct. 16, 1971? The Western Michigan Broncos had Toledo on the ropes, leading by 14 points in the third quarter and carrying a 10-point lead

into the fourth. Rocket fans and players later admitted that they were definitely scared that the streak would end. But the steel-armed Ealey, who set five MAC records in the game, again took control. He guided the Rockets on numerous drives, putting 21 points on the scoreboard in the final quarter to give UT an unbelievable 35-24 come-from-behind victory in the Glass Bowl that pushed the string to 29 straight.

The victory was so extraordinary, it prompted Western Michigan coach Bill Doolittle to say after the game, "I think God was throwing some of those passes. I know he (Ealey) had to have some help, somehow."

Frank Lauterbur was at the Rocket helm for 23 of the victories, while Jack Murphy took over the reins in 1971, guiding UT to 12 straight wins. The fun finally came to an end in the first game of the 1972 season when Tampa shut out UT, 21-0.

Ealey, however, wasn't around to experience the loss. In fact, he was up in Canada leading the Hamilton Ti-Cats to the Grey Cup championship. A winner through and through, Ealey never lost a game at the amateur level, posting a 65-0 record during his combined high school and college career.

Glass Bowl History

The Glass Bowl, today one of the premier college football facilities in the country, had a humble beginning. Built by the Works Progress Administration in 1936, it was one of 65 projects undertaken by the WPA in Ohio that year.

Workers used picks, shovels and wheelbarrows to carve out a site for the structure south of campus, removing more than 13,000 square yards of earth from a natural ravine. The work was done entirely by manual labor, as bulldozers and other machinery were not available.

The project was paid for with \$272,000 from the federal government and \$41,558 from the city of Toledo and the university. The 300-man crew needed over one year to complete the work.

The new stadium had many modern features, including a press box, a one-story wooden structure with five windows located on the east side. Two stone towers, which still are in use today, were built on the north side



The Glass Bowl was dug out by hand by WPA workers in 1936.

and were used as locker rooms and at one point served as living accommodations for 12 players.

Originally known as University Stadium, it initially had a seating capacity of 8,000, which was increased to 11,500 in 1940. The largest pre-war crowd was 9,500 for a 13-7 Rocket victory over 12th-ranked Marshall in 1938.

The stadium fell into disrepair following nearly four years of vacancy (1942-45) during the war, when football was discontinued at UT. In 1946, Wayne Kohn, a Libbey-Owens Ford engineer, conceived of the idea of using glass to rebuild the stadium. Glass blocks were installed throughout the stadium and a glass electric scoreboard was built in the south end zone. A new two-tier press box of blue vitrolite and glass blocks was also constructed. Lights were installed, beginning the tradition of night football at UT.

The newly renovated stadium was officially named the Glass Bowl in honor of Toledo's primary industry. The Glass Bowl Dedication Game was played on Dec. 7, 1946 as a post-season game vs. previously undefeated Bates College. Toledo won the game, 21-12. Three



Unique stone towers in the north end zone, under construction here in 1936, are still a part of the new Glass Bowl today. Back then the towers served as make-shift dormitories for the players, as well as serving as the locker rooms.

-Continued next page-

Glass Bowl History

-Continued from previous page-

more post-season "Glass Bowl Games" followed in 1947-49.

Seating capacity was increased to 12,800 in 1949, and to 15,900 in 1966.

Further stadium improvements were sparked by the outrageous success of the famous 35-0 Rockets of 1969-71. A second deck on the east side brought official seating capacity to 18,500. A major improvement followed in 1974 when AstroTurf was installed for the first time at a cost of \$404,000. Another \$525,000 was spent to upgrade the seats and locker rooms, and to install permanent fencing that enclosed the entire stadium. A new \$120,000 electronic message board followed in 1975. In 1978, a new lighting system was installed. In 1979, an extensive concrete replacement, in addition to new restrooms and concession stands, was built on the west side.

Improvements to the stadium and the increase in seating capacity could not keep pace with demand, however. Jammed with standing-room-only crowds, spectators headed for higher ground and at many games ended up sitting on the stone wall surrounding the field. In fact, UT led the nation in percentage of attendance from 1982-84 and had an incredible rating of 135.1 percent in 1982. One of the most memorable games was the Bowling Green contest on Oct. 23, 1982, when 31,369 people jammed into the Glass Bowl to see the Rockets' 24-10 victory.

By the 1980's, the Glass Bowl's age, combined with its frequent overflow crowds, necessitated change. That change began on May 25, 1989, when the first shovels of dirt were turned at a festive ground-breaking ceremony, signaling the beginning of the \$18.5-million renovation of the Glass Bowl.

The old wooden pressbox, which had a capacity of 53, was replaced by a new three-level press tower that seats 1,070. The tower houses a modern media communication center that seats over 100 media personnel, 45 private suites and a 300-seat stadium club.


The second part of the renovation project was the construction of the Larimer Athletic Complex. The headquarters for the Rocket football team, the Larimer Athletic Complex is located at the north end of the stadium. The structure contains a state-of-the-art strength and conditioning facility, locker room, sports medicine center, equipment room, academic resource center, of-



Overflow crowds made expansion of the Glass Bowl inevitable. More than 31,000 fans crammed into the old stadium to see the Rockets defeat Bowling Green, 24-10, in 1982.



Construction of bleachers in the south end zone in 1966 brought seating capacity to 15,900.



The old press box, which could barely seat 50 members of the media, was dwarfed by construction of the new press tower.

Glass Bowl History

fices and meeting rooms.

One of the most appealing aspects of the Glass Bowl renovation was the way in which the architects introduced a modern look while keeping the flavor and atmosphere of the old stadium intact. The two towers and the stone outer wall remain, giving the Glass Bowl a look and feel unlike any other football stadium in America.

Within the community, financial support for the project has been tremendous. Over 90 percent of the renovation cost has come through donations from the private sector, and through the leasing of the suites and seats in the stadium club.

In recent years, new additions have helped keep the Glass Bowl one of the nation's sporting jewels. In 1999, a giant video scoreboard was added to the north end zone. A new Field Turf playing surface was installed prior to the 2008 season.

With all the changes to the Glass Bowl over the years, one thing has remained consistent—UT's winning tradition. The Rockets have won more than 68 percent of their games in the Glass Bowl since it opened in 1937, and more than 75 percent since the 1990 renovation.

The Rockets' Homes Before the Glass Bowl

1918-22

Scott High School
Waite (H.S.) Bowl
Armory Park

1923-31

University Stadium
(Scott Park)

1932-33

St. John Field

1934-35

Swayne Field

1936

Libbey High School

1942

Swayne Field*

** UT played five of six home games at Swayne Field in an effort to conserve fuel for the war effort.*

Glass Bowl Facts

Completed: 1937

Last Major Renovation: 1990

Cost to Build in 1937: \$313,558

Cost to Renovate in 1990: \$18.5 million

Original Seating Capacity: 8,000

Current Official Seating Capacity: 26,248

Largest Crowd: 36,852 (2001 vs. Navy)

Private Suites: 45


Stadium Club Seating: 300

Media Seating: 108

Surface: Field Turf

Toledo's Record In The Glass Bowl...

- **Overall:** 251-115-8 (.682)
- **Since 1990 renovation:** 84-25-2 (.766)
- **Since 2000:** 42-11 (.792)
- **vs. MAC opponents since 1990:** 59-15-2 (.789)
- **Longest unbeaten streak:** 17 (1969-72, 1999-2002 and 2002-2005)
- **Longest unbeaten streak (MAC games):** 13 (1988-91)



The Rockets have had more than 30,000 fans in the Glass Bowl eight times since its renovation in 1990.

Toledo All-Americans

2007

- **John Greco** - Third-team All-America, [Rivals.com](#)
- **Brett Kern** - Third-team All-America, [AP](#); Third-team All-America, [Rivals.com](#)

2004

- **Bruce Gradkowski** - Honorable mention All-America, [SportsIllustrated.com](#)
- **Lance Moore** - Honorable mention All-America, [SportsIllustrated.com](#)

2001

- **Chester Taylor** - Second-team All-America, ABC Sports Online; Third-team All-America, [AP](#); Fourth-team All-America, *Sporting News*; Honorable mention All-America, CNN/SI

2000

- **DeJuan Goulde** - Third-team All-America, *Football News*
- **Chester Taylor** - Honorable mention All-America, *Football News*

1999

- **Colin Westrich** - Third-team All-America, *Sporting News*

1995

- **Wasean Tait** - Third-team All-America, AP; Second-team All-America, UPI
- **Steve Rosi** - Honorable mention All America, UPI

1986

- **Harold McGuire** - Third-team All-America, AP

1982

- **Tony Lee** - Honorable mention All-America, AP

1981

- **Mike Kennedy** - Second-team All-America, NEA

1975

- **Gene Swick** - First-team All-America, UPI; Third-team All-America, AP; Finished 10th in the Heisman Trophy voting

1971

- **Chuck Ealey** - First-team All-America, *Football News*; Second-team All-America, UPI; Third-team All-America, AP; Finished eighth in the Heisman Trophy voting

- **Mel Long** - First-team All-America, AP; First-team All-America, UPI; First-team All-America, NEA; First-team All-America, FWAA

- **Al Baker** - Honorable mention All-America, AP
- **Don Fair** - Honorable mention All-America, AP
- **Gary Hinkson** - Honorable mention All-America, AP
- **John Niezgoda** - Honorable mention All-America, AP
- **Bob Rose** - Honorable mention All-America, AP

1970

- Mel Long** - First-team All-America, NEA; Second-team All-America, AP; Third-team All-America, Central Press

1969

- Curtis Johnson** - First-team All-America, NEA; Second-team All-America, AP; Second-team All-America, Central Press

1967

- Tom Beutler** - First-team All-America, Central Press; Second-team All-America, NEA

1947

- Myron Carman** - Second-team All-America, Williamson


1938

- Dan Bukovich** - First-team All-America, AP



Bob Hope's introduction of the Associated Press All-America team was an annual tradition for many years. In 1971, Hope introduced UT defensive tackle Mel Long, the first consensus All-American in the history of the Mid-American Conference.

Toledo All-MAC Selections



Barry Church




John Greco




Bruce Gradkowski



Nick Kaczur



Chester Taylor



Andy McCollum

2008

BARRY CHURCH - 1st team-D (SS)
STEPHEN WILLIAMS - 2nd team-O (WR)
NICK MOORE - 2nd team-O (WR)
DAJUANE COLLINS - 3rd team-O (RB)

2007

BARRY CHURCH - 1st team-D (SS)
JOHN GRECO - 1st team-O (OL)
JALEN PARMELE - 1st team-O (RB)
ALEX STEIGERWALD - 2nd team-O (PK)
STEPHEN WILLIAMS - 2nd team-O (WR)
BRETT KERN - 2nd team-D (P)
NICK MOORE - 3rd team-O (WR)

2006

MIKE ALSTON - 1st team-D (LB)
BARRY CHURCH - 1st team-D (SS)
JOHN GRECO - 1st team-O (OL)
CHRIS HOPKINS - 1st team-O (TE)
JALEN PARMELE - 1st team-O (RB)

2005

MIKE ALSTON - 1st team-D (LB)
TRINITY DAWSON - 1st team-O (RB)
BRUCE GRADKOWSKI - 1st team-O (QB)
JOHN GRECO - 1st team-O (OL)
KEON JACKSON - 1st team-D (SS)
CHRIS HOPKINS - 2nd team-O (TE)
ANTHONY JORDAN - 2nd team-D (LB)
JASON ROBBINS - 2nd team-O (PK)

2004

PATRICK BODY - 1st team-D (FS)
NICK KACZUR - 1st team-O (OT)
LANCE MOORE - 1st team-O (WR)
CHRIS HOLMES - 2nd team-O (TE)
KEON JACKSON - 2nd team-D (Rover)

2003

ANDREW CLARKE - 1st team-O (TE)
NICK KACZUR - 1st team-O (OT)
LANCE MOORE - 1st team-O (WR)
ERIK FAASEN - 2nd team-O (OT)
TRINITY DAWSON - 2nd team-O (RB)
FRANK OFILI - 2nd team-D (DE)
BROCK DODRILL - 2nd team-D (LB)

2002

DAVID GARDNER - 1st team-D (LB)
NICK KACZUR - 1st team-O (OL)
CHRIS TUMINELLO - 1st team-O (C)
TOM WARD - 1st team-D (LB)
ERIK FAASEN - 2nd team-O (OL)
CARL FORD - 2nd team-O (WR)
BRANDON HEFFLIN - 2nd team-D (CB)

2001

CHESTER TAYLOR - 1st team-O (RB)
DAVID BOCKMORE - 1st team-D (DL)
TAVARES BOLDEN - 2nd team-O (QB)
MATT COMER - 2nd team-O (OL)
NICK KACZUR - 2nd team-O (OL)
JAKE McLEAN - 2nd team-D (DL)

2000

JIM HARDING - 1st team-O (OL)
CHESTER TAYLOR - 1st team-O (RB)
TAVARES BOLDEN - 1st team-O (QB)
TODD FRANCE - 1st team-O (PK)
IRA SINGLETON - 1st team-D (LB)
DeJUAN GOULDE - 1st team-D (DL)
MICHAEL SCHAEFER - 2nd team-O (OL)
KEVIN ROLLINS - 2nd team-D (LB)

1999

COLIN WESTRICH - 1st team-O (OL)
CHESTER TAYLOR - 1st team-O (RB)
JASON LAMAR - 1st team-D (LB)
DeJUAN GOULDE - 1st team-D (DE)
TODD FRANCE - 2nd team-O (PK)
KEVIN ROLLINS - 2nd team-D (LB)

1998

COLIN WESTRICH - 1st team-O (OL)
JASON LAMAR - 1st team-D (LB)
MIKE BILIK - 2nd team-O (TE)
DeJUAN GOULDE - 2nd team-D (DL)

1997

DWAYNE HARRIS - 1st team-O (RB)
CLARENCE LOVE - 1st team-D (CB)
MARCUS MATTHEWS - 1st team-D (LB)
JASON RICHARDS - 1st team-D (DL)
JIM BATES - 2nd team-O (C)
MIKE BILIK - 2nd team-O (TE)

BROCK KREITZBURG - 2nd team-O (WR)
CHRIS WALLACE - 2nd team-O (QB)
COLIN WESTRICH - 2nd team-O (OL)

1996

MARK HERRON - 1st team-D (FS)
RYAN HUZZAK - 2nd team-O (QB)
NATE JOHNSON - 2nd team-O (OL)
MARCUS MATTHEWS - 2nd team-D (LB)
CRAIG DUES - 2nd team-D (LB)
CLARENCE LOVE - 2nd team-D (CB)
JASON RICHARDS - 2nd team-D (DL)
TY GRUDE - 2nd team-D (P)

1995

WASEAN TAIT - 1st team-O (TB)
STEVE ROSI - 1st team-O (TE)
STEVE HAYNES - 1st team-D (DE)
RYAN HUZZAK - 2nd team-O (QB)
KEVIN MONTGOMERY - 2nd team-O (OT)
TY GRUDE - 2nd team-D (P)
JAMAL BELT - 2nd team-D (CB)
CRAIG DUES - 2nd team-D (LB)

1994

CASEY McBETH - 1st team-O (TB)
CHADD DEHN - 2nd team-O (OG)
BO REICHART - 2nd team-D (DE)
PETE STONE - 2nd team-O (C)

1993

AL BAKER - 2nd team-D (FS)
MAURICE BULLS - 2nd team-D (DE)
JIM GANT - 2nd team-D (LB)
TERRY JACKSON - 2nd team-D (DT)
CHARLIE WEBB - 2nd team-O (OG)


1992

MAURICE BULLS - 1st team-D (DE)
MARCUS GOODWIN - 1st team-O (WR)
CASEY McBETH - 1st team-O (TB)
ANDY McCOLLUM - 1st team-O (OG)
DAN WILLIAMS - 1st team-D (DE)
RUSTY HANNA - 2nd team-O (K)
TERRY JACKSON - 2nd team-D (DT)

Toledo All-MAC Selections



Todd Olson




Brent Williams




Tony Lee



Mike Kennedy



Gene Swick



Don Seymour

1991

ANDY McCOLLUM - 1st team-O (OG)
AL THIGPEN - 1st team-O (C)
MARCUS GOODWIN - 1st team-O (WR)
DAN WILLIAMS - 1st team-D (DE)
DARREN ANDERSON - 1st team-D (CB)
MATT EBERFLUS - 1st team-D (LB)
VINCE MARROW - 2nd team-O (TE)
KEVIN MEGER - 2nd team-O (QB)

1990

RICK ISAIAH - 1st team-O (WR)
JERRY EVANS - 1st team-O (TE)
CRAIG KULIGOWSKI - 1st team-O (OT)
MATT EBERFLUS - 1st team-D (LB)
PAT JOHNSON - 2nd team-O (FB)
BEN MITCHELL - 2nd team-O (OG)
NEIL TROTTER - 2nd team-O (TB)
RUSTY HANNA - 2nd team-O (K)
DAN WILLIAMS - 2nd team-D (DE)
DAN VARGO - 2nd team-D (S)

1989

RICK ISAIAH - 1st team-O (WR)
CRAIG KULIGOWSKI - 1st team-O (OT)
GEORGE LINBERGER - 1st team-O (OG)
ROLAND TATUM - 1st team-D (LB)
DOUG SPIDEL - 1st team-D (OT)
WAYNE GOODWIN - 2nd team-O (TB)

1988

KEN MOYER - 1st team-O (OT)
TODD OLSEN - 1st team-O (OG)
MIKE McCREARY - 1st team-D (LB)
BRUCE NICHOLS - 1st team-O (K)
TIM OLSEN - 2nd team-O (OG)
DOUG SPIDEL - 2nd team-D (OT)
JON BOWSHER - 2nd team-D (DB)

1987

KEN MOYER - 1st team-O (OT)
PAUL SANDOR - 1st team-D (DT)
TODD OLSEN - 2nd team-O (OG)
MARK McCREARY - 2nd team-D (DE)
DEWAYNE FLETCHER - 2nd team-D (CB)
STEVE HUFFMAN - 2nd team-D (LB)

1986

KELVIN FARMER - 1st team-O (TB)
STEVE HUFFMAN - 1st team-D (LB)
HAROLD McGUIRE - 1st team-D (S)
TODD OLSEN - 2nd team-O (OG)
JOHN THOMAS - 2nd team-O (OT)
PAUL SANDOR - 2nd team-D (DT)
TIM INGLIS - 2nd team-D (LB)
MARC PATTON - 2nd team-D (S)

1985

BOB BEEMER - 1st team-D (DE)
TIM INGLIS - 1st team-D (LB)
HAROLD McGUIRE - 1st team-D (S)
BRENT WILLIAMS - 1st team-D (DT)
TERRY HEMMELGARN - 2nd team-O (OG)
DEXTER CLARK - 2nd team-D (CB)

1984

JOHN BERLAN - 1st team-O (OG)
BRIAN VEHAR - 1st team-O (OT)
STEVE MORGAN - 1st team-O (TB)
STEVE HOYT - 1st team-D (DE)
BRENT WILLIAMS - 1st team-D (DT)
MARK BRANDON - 1st team-D (CB)
DARRYL KERSHAW - 2nd team-O (C)
BOB BEEMER - 2nd team-D (DE)
HAROLD McGUIRE - 2nd team-D (S)

1983

JOHN BERLAN - 1st team-O (OG)
MARK BRANDON - 1st team-D (CB)
BRIAN VEHAR - 1st team-O (OT)
TONY LEE - 1st team-O (PK)
EMMANUEL COLE - 2nd team-D (DT)
CAPUS ROBINSON - 2nd team-O (WR)
MELVIN TUCKER - 2nd team-O (FB)

1982

CHUCK ROWLAND - 1st team-O (OT)
TONY LEE - 1st team-O (PK)
DARRYL MEADOWS - 1st team-D (DE)
CAPUS ROBINSON - 2nd team-O (WR)
JOHN BRADY - 2nd team-D (S)
MARLIN RUSSELL - 2nd team-D (LB)

1981

MIKE KENNEDY - 1st team-D (DB)
DAVID MENEFEЕ - 1st team-O (OG)
GREG HABZDA - 2nd team-O (OT)
JIM KELSO - 2nd team-O (QB)
ARNOLD SMILEY - 2nd team-O (TB)
MELVIN TUCKER - 2nd team-O (FB)
ALAN LYONS - 2nd team-D (DB)

1980

DAVID MENEFEЕ - 2nd team-O (OG)
TAD WAMPFLER - 2nd team-D (DB)

1979

MIKE KENNEDY - 1st team-D (DB)
DAVID MENEFEЕ - 2nd team-O (OG)
MIKE ALSTON - 2nd team-O (TB)
VIRGIL WILLIAMS - 2nd team-D (DB)

1978

JOE CONROY - 1st team-D (DE)

1977

DAVID HAUSFELD - 1st team-D (S)
AARON BIVINS - 2nd team-D (LB)

1976

AARON BIVINS - 2nd team-D (LB)

1975

GENE SWICK - 1st team-O (QB)
JEFF HEPINSTALL - 2nd team-O (WR)
GARY ZOLCIAK - 2nd team-O (OT)
LARRY MACEK - 2nd team-D (DE)
DAVE HAUSFELD - 2nd team-D (S)


1974

DON SEYMOUR - 1st team-O (TE)
JOHN ROSS - 1st team-O (WR)
GENE SWICK - 1st team-O (QB)
ED SCOTT - 1st team-D (LB)
RANDY WHATELY - 2nd team-O (E)
KEITH YOUNG - 2nd team-O (OG)
STEVE RAWLIK - 2nd team-D (S)


Toledo All-MAC Selections



Chuck Ealey



Gary Hinkson




Curtis Johnson



Roland Moss



Frank Baker



George Machoukas

1973

DOUG NEUENDORF - 1st team-O (OG)
 RANDY WHATLEY - 1st team-O (WR)
 KEITH YOUNG - 1st team-O (OG)
 GENE SWICK - 1st team-O (QB)
 DON SEYMOUR - 2nd team-O (TE)
 ED SCOTT - 2nd team-D (LB)
 MARK HURT - 2nd team-D (CB)

1972

JEFF CALABRESE - 1st team-O (E)
 BRUCE ARTHUR - 1st team-O (QB)
 JOE SCHWARTZ - 1st team-O (TB)
 WILLIE DUKE - 1st team-D (DT)
 PETE ALSUP - 1st team-D (DB)
 DON SEYMOUR - 2nd team-O (TE)
 STEVE DONAHUE - 2nd team-D (DT)
 JIM MULINIX - 2nd team-D (DB)

1971

CHUCK EALEY - 1st team-O (QB)
 JOE SCHWARTZ - 1st team-O (TB)
 DON FAIR - 1st team-O (E)
 AL BAKER - 1st team-O (TE)
 BOB ROSE - 1st team-D (DE)
 MEL LONG - 1st team-D (DT)
 JOHN NIEZGODA - 1st team-D (LB)
 GARY HINKSON - 1st team-D (FS)
 JOHN SAUNDERS - 1st team-D (SS)
 RON ROBERTS - 2nd team-D (DE)
 STEVE SCHNITKEY - 2nd team-D (MG)
 LEON CAMPBELL - 2nd team-O (OG)
 GLYN SMITH - 2nd team-O (WR)

1970

CHUCK EALEY - 1st team-O (QB)
 CHARLIE COLE - 1st team-O (FB)
 DON FAIR - 1st team-O (E)
 BOB CAVERLY - 1st team-O (OG)
 KEN WILSON - 1st team-O (OT)
 MEL LONG - 1st team-D (OT)
 BOB ROSE - 1st team-D (DE)
 JOHN NIEZGODA - 1st team-D (LB)
 STEVE SCHNITKEY - 1st team-D (MG)
 TOM DUNCAN - 1st team-D (DB)
 GARY HINKSON - 1st team-D (DB)
 AL BAKER - 2nd team-O (TE)
 DON HOTZ - 2nd team-D (DT)

STEVE BANKS - 2nd team-D (DB)

1969

JIM RANCE - 1st team-D (DT)
 CHUCK EALEY - 1st team-O (QB)
 TONY HARRIS - 1st team-O (TB)
 KEN CROTS - 1st team-O (K)
 JIM TYLER - 1st team-D (DE)
 MEL LONG - 1st team-D (DT)
 JOHN NIEZGODA - 1st team-D (LB)
 CURTIS JOHNSON - 1st team-D (CB)
 AL BAKER - 2nd team-O (TE)
 DON FAIR - 2nd team-O (E)
 BOB CAVERLY - 2nd team-O (OG)
 ED DAVIS - 2nd team-D (DE)

1968

ROLAND MOSS - 1st team-O (TB)
 MEL MILLER - 1st team-O (OG)
 MEL TUCKER - 1st team-D (DE)
 CURTIS JOHNSON - 1st team-D (DB)
 KEN CROTS - 1st team-O (K)
 DENNIS TOBIAS - 2nd team-O (E)
 ED DAVIS - 2nd team-D (DE)
 JIM RANCE - 2nd team-O (OG)

1967

TOM BEUTLER - 1st team-D (MG)
 JOHN SCHNEIDER - 1st team-O (QB)
 PAUL ELZEY - 1st team-D (LB)
 RAY HAYES - 1st team-D (DT)
 ROLAND MOSS - 1st team-O (TB)
 PETE KRAMER - 1st team-O (E)
 MEL TUCKER - 1st team-D (DE)
 JOHN BROWN - 1st team-O (OG)
 DON WYPER - 1st team-O (OT)
 JOHN FLYNN - 1st team-D (DB)

1966

BARRY SNEED - 1st team-D (LB)
 TOM BEUTLER - 1st team-D (MG)
 HENRY BURCH - 1st team-O (E)
 JOHN SCHNEIDER - 2nd team-O (QB)
 RAY HAYES - 2nd team-D (DT)

1965

STEVE ERICKSON - 1st team-O (OG)
 FRED ZIMMERMAN - 1st team-D (DE)

TOM BEUTLER - 1st team-D (MG)

1964

JIM GRAY - 1st team-D (DB)

1963

WYNN LEMBRIGHT - 1st team (T)
 BOB WOZNIAK - 2nd team (T)

1962

FRANK BAKER - 2nd team (HB)

1961

FRANK BAKER - 1st team (HB)
 PETE JOLLIFF - 2nd team (E)

1960

BOB SMITH - 1st team (E)

1959

OCCIE BURT - 2nd team (HB)

1958

OCCIE BURT - 1st team (HB)
 FRANK HALADIK - 1st team (E)

1957

GENE COOK - 1st team (E)
 ROY HODGE - 1st team (E)
 SAM TISCI - 2nd team (QB)

1956

CLAYTON UMBLES - 1st team (OG)
 DON WRIGHT - 2nd team (HB)

1954

GEORGE MACHOUKAS - 1st team (C)
 MEL TRIPLETT - 1st team (FB)
 CLAYTON UMBLES - 2nd team (OG)

1953

CHARLES BARCELONA - 2nd team (OG)
 GEORGE MACHOUKAS - 2nd team (C)
 JULIUS TAORMINA - 2nd team (HB)

1952

RICHARD GORDON - 1st team (T)
 RICK KASER - 1st team (HB)

Outlook

Coaches

Players

Opponents

2008 Review

History

Records

University



Post-Season Honors

MIKE ALSTON

2005 GMAC Bowl Defensive Player of the Game

TOM AMSTUTZ

2004 Ohio College Coach of the Year

TOM BEUTLER

1967 MAC Lineman of the Year

AARON BIVINS

1976 MAC Defensive Player of the Year

MARK BRANDON

1984 MAC Defensive Player of the Year

WILLIAM BRATTON

2002 Football Writers Association of America Courage Award

DAN CROCKETT

1969 Tangerine Bowl Most Valuable Lineman

TRINITY DAWSON

2005 GMAC Bowl Offensive Player of the Game

CHUCK EALEY

1969 MAC Back of the Year

1969 Tangerine Bowl Most Valuable Back

1970 MAC Back of the Year

1971 MAC Back of the Year

1971 Tangerine Bowl Most Valuable Back

DAVID GARDNER

2001 Motor City Bowl Defensive MVP

BRUCE GRADKOWSKI

2004 MAC Championship Game MVP

2005 MAC MVP (co-winner)

2005 GMAC Bowl MVP

BRIAN JONES

2003 Paradise Bowl Midwest Team Most Valuable Player

BRETT KERN

2007 Finalist for the Ray Guy Award

FRANK LAUTERBUR

1967 MAC Coach of the Year

1969 MAC Coach of the Year

1970 MAC Coach of the Year

MEL LONG, SR.

1970 MAC Lineman of the Year

1971 MAC Lineman of the Year

1971 Tangerine Bowl Most Valuable Lineman

STEVE MORGAN

1984 California Bowl Outstanding Offensive Player

JACK MURPHY

1971 MAC Coach of the Year

1971 Heisman Vote

1. Pat Sullivan, QB, Auburn 1,597
2. Ed Marinaro, RB, Cornell 1,445
3. Gregg Pruitt, RB, Oklahoma 586
4. Johnny Musso, RB, Alabama 365
5. Lydell Mitchell, RB, Penn St. 251
6. Jack Mildren, QB, Oklahoma 208
7. Jerry Tagge, QB, Nebraska 168
8. **Chuck Ealey, QB, Toledo 137**
9. Walt Patalski, DE, Notre Dame 121
10. Eric Allen, RB, Michigan St. 109

STEVE ODOM

2005 GMAC Bowl Special Teams Player of the Game

GARY PINKEL

1995 MAC Coach of the Year

1995 Ohio College Coach of the Year

1997 MAC Coach of the Year

JASON ROBBINS

2005 MAC Special Teams Player of the Year

MARLIN RUSSELL

1981 California Bowl Outstanding Defensive Player

DAN SIMRELL

1984 MAC Coach of the Year

ARNOLD SMILEY

1981 California Bowl Outstanding Offensive Player

CHUCK STOBART

1979 MAC Coach of the Year

1981 MAC Coach of the Year

JOHN SCHNEIDER

1967 MAC Back of the Year

GENE SWICK

1974 MAC Back of the Year

1975 MAC Back of the Year

1975 Touchdown Club Sammy Baugh Award

1975 Football Roundup Offensive Player of the Year

WASEAN TAIT

1995 Vern Smith Award (MAC MVP)


1995 MAC Offensive Player of the Year

1995 Las Vegas Bowl MVP

CHESTER TAYLOR

2001 MAC Championship Game MVP

2001 Motor City Bowl Offensive MVP



Bruce Gradkowski was named MVP of the 2004 MAC Championship Game and the 2005 GMAC Bowl.

Academic Honors

Academic All-America/National Academic Honors

Chadd Dehn	1994 NCAA Postgraduate Scholarship Recipient
Craig Dues	1997 NCAA Postgraduate Scholarship Recipient 1996 Academic All-America Second Team 1995 Academic All-America First Team
Todd France	2002 NCAA Postgraduate Scholarship Recipient 2001 Academic All-America First Team 2000 Academic All-America Second Team
Lance Moore	2004 Academic All-America First Team
Ken Moyer	1988 Academic All-America Second Team 1988 NCAA Postgraduate Scholarship Recipient
Mike Matz	1983 Academic All-America First Team
Chris Tuminello	2003 NCAA Postgraduate Scholarship Recipient 2002 Academic All-America Second Team 2001 Academic All-America Second Team
Tad Wampfler	1982 NCAA Postgraduate Scholarship Recipient 1980 Academic All-America Second Team



Lance Moore

Academic All-MAC

Beau Brudzinski, 2008

Kevin Kowalski, 2008

Brett Kern, 2007

Mike Krispinsky, 2007

Clint Cochran, 2006

Jason Robbins, 2004, 2005

Lance Moore, 2003, 2004

Frank Ofili, 2002, 2003

David Gardner, 2002

Chris Tuminello, 2002

Gabe Lindstrom, 1998

Brock Kreitzburg, 1997, 1998

Loren Burkey, 1995, 1996, 1997

Craig Dues, 1994, 1995, 1996

Chip Hendon, 1996

Ryan Huzjak, 1994, 1995, 1996

Mark Spring, 1995

Steve Haynes, 1995

Scott Brunswick, 1994, 1995

Pete Stone, 1994, 1995

Chadd Dehn, 1991, 1992, 1993, 1994

Craig Donaldson, 1994

Andy McCollum, 1991, 1992

Rusty Hanna, 1990, 1991, 1992

Brian Borders, 1991, 1992

Terry Jackson, 1990, 1991, 1992, 1993

Tony Borgerding, 1990, 1991

Jon Bowsher, 1988

Steve Huffman, 1986, 1987

Pat Delaney, 1986

Ken Moyer, 1985, 1986, 1987, 1988

Ken Granader, 1984

Tony Lee, 1982, 1983

Mike Matz, 1981, 1982, 1983

Tad Wampfler, 1980, 1981

Joe Yanowsky, 1981

Pete Kasper, 1980

Don Yanowsky, 1980

Thomas Weaver, 1979

Mark Sutter, 1977, 1978

Mike Grayson, 1978

Jeff Hepinstall, 1975, 1977

Mike Bell, 1976

Aaron Bivins, 1976

Jack Rohal, 1976

John Ross, 1974

Ed Scott, 1974

Mike Osborne, 1972, 1973

Mike Archangeau, 1971, 1972

Joe Schwartz, 1970, 1971, 1972

Don Fair, 1969, 1970, 1971

Jerry Krugh, 1969, 1970

Dave Penn, 1968, 1969

Steve Beier, 1968

Mike Holobetz, 1966


Nel Miller, 1966

Bill Sammons, 1965


NOTE: No Academic All-MAC team was selected from 1999-2001.




Beau Brudzinski



Kevin Kowalski



Ryan Huzjak



Terry Jackson



Ken Moyer

Letterwinners (1917-2004)

A

Abbenzeller, Walter - 17
 Abrams, Brian - 85
 Abron, Anthony - 02
 Achter, Rod - 79-80-81-82
 Adebisin, Hassan - 04-05-06
 Aderman, Ralph - 39
 Adkins, Ed - 17
 Aguwa, Jerry - 05
 Alexander, Brandon - 04-05
 Alexander, Dodge - 23-24-25-26
 Alexander, Phil - 02-03-04
 Alexander, Scot - 77-78-79
 Alexander, William - 25
 Alexandre, Albertson - 08
 Allan, Ron - 61-62
 Allen, John - 05-06-07-08
 Alles, Todd - 91-92
 Alston, Mike, Sr. - 76-77-78-79
 Alston, Mike, Jr. - 03-04-05-06
 Alsup, Pete - 71-72-73
 Alvarex, Al - 37
 Amick, Marcus - 88-89-90
 Amrozowicz, Mike - 97
 Amstutz, Tim - 87-89
 Amstutz, Tom - 75-76
 Anderson, Dale - 40-41
 Anderson, Darren - 88-89-90-91
 Anderson, Hans - 73
 Anderson, Jehu - 99-00-01-02
 Anderson, Jerry - 53-54-55
 Anderson, Jesse - 05-06
 Anderson, Jim - 75-76
 Andrews, David - 88-89-90-91
 Andrzejewski, David - 52-53
 Ansted, Pete - 74-75-76
 Apling, Don - 59
 Appairius, Paul - 78
 Archambeau, Lurley - 63-64-65
 Archambeau, Mike - 72-73
 Arthur, Bruce - 70-72
 Aschliman, Lynn - 69-70-71
Ashwood, Andreas - 08
 Atkins, Scott - 84
Atkins, Walter - 06-07-08
 Aubry, Bob - 50
 Avery, Aaron - 96
 Azner, Sam - 07

B

Bachtel, Bruce - 61-62
 Baffo, Albert - 42
Bailey, Robin - 06-07-08
 Bailey, Steve - 87-88-90
 Baker, Al - 69-70-71
 Baker, Al - 90-91-92-93
 Baker, Clark - 04
 Baker, Don - 62-63-64
 Baker, Frank - 60-61-62
 Baldy, Matt - 82
Ballard, Isaiah - 08
 Baltes, Tony - 69-70
 Bame, Harry - 19-20-21-22
 Banks, Steve - 69-70-71
 Barcelona, Chuck - 51-52-53
 Barker, Jim - 98-00-01
 Barnes, Steve - 99
 Bartlett, Ted - 23
 Barry, Ryan - 89-90-91-92
 Bascomb, Art - 69
 Basich, Richard - 54-55-56
 Baskin, Ernie - 92-93-94
 Bates, Jim - 95-96-97
Bates, Joe - 08
 Baumgartner, Jerry - 61-62-63
 Baumgartner, Robert - 32
 Bayles, Matt - 86-87
 Beach, William - 39

Beard, Charles - 22
 Beaver, Clarence - 41
 Bechtel, Ron - 24
 Beck, Denver - 50
 Beckler, Lawrence - 23
 Beckwith, Derrick - 95-96-97-98
 Bedee, Ron - 53
 Beemer, Bob - 82-83-84-85
 Beier, Steve - 68-69
 Beier, Tony - 87
 Beilharz, Ken - 56
 Bekasiak, J.P. - 04-05-06
 Belcik, Mike - 67
 Bell, Dan - 70-71
 Bell, Mike - 74-75-76
 Bell, Willis - 78
 Belt, Jamal - 92-93-94-95
 Benedict, Pete - 59-60
 Benington, Dale - 70-71
 Beougher, Gary - 74-75
 Bergan, Bill - 85-86-87
 Berkey, Jim - 63-64-65
 Berlan, John - 82-83
 Bernhagen, Ralph - 30
 Berry, Alan - 26
 Berry, Jack - 42
 Berry, Joe - 42
 Beutler, Tom - 65-66-67
 Biehl, Robert - 33-34-35
 Bieniek, Dick - 56
 Biggs, Jeff - 82
 Bilik, Mike - 97-98-99
 Billingslea, Norm - 57-58-59
 Binder, Jon - 87
 Bishop, Kent - 84
 Bivins, Aaron - 75-76-77
 Black, Don - 47-48-49
 Black, Fred - 46-47-48
 Black, William - 58-60-61
 Blakey, Jesse - 64-65
 Blazek, Bill - 86-87-88
 Bloom, Joe - 29
 Bockmore, David - 99-00-01
 Bockmore, Paul - 01
 Bodart, Jerry - 75-76-77
 Body, Patrick - 01-02-03-04
 Boehme, Ron - 56-57-58
 Bogdalek, Jim - 60-61-62
 Bogel, Bryan - 91
 Bohl, Brett - 91
 Bolden, Tavares - 99-00-01
 Bolton, Louis - 32-33-34-35
 Boissy, Ed - 41
 Borders, Brian - 89-90-91-92
 Borgerding, Tony - 88-89-90-91
 Bowman, Steve - 70-71
 Bowsher, Jon - 85-86-87-88
 Boyd, Andy - 98-99-00-01
 Boyd, Tom - 91-92-93-94
 Boykin, Chris - 90-91-92
 Brady, John - 79-80-81-82
 Brandon, Mark - 81-82-83-84
 Bransford, Calvin - 91-92-93-94
 Branyan, Robert - 51-52
 Branyan, Rob - 72-73
 Bratton, William - 99-00-02
 Breed, Fred - 23
 Brewster, Chuck - 83
 Brewster, Mark - 91-92
 Briggs, Jack - 30
 Briggs, James - 34
 Bright, William - 34
 Brighton, Arthur - 38-39-40
 Brinley, James - 28-29
 Brisker, John - 68
 Brisker, Marlon - 96
 Britsch, Matt - 89
Brodbeck, Brett - 07-08
 Broussard, Michael - 03-04
 Broussard, Quinton - 02-03-04-05


Brown, Chad - 91-92-93
 Brown, Dan - 73-74-75
 Brown, Greg - 83
 Brown, Howard - 35-36
 Brown, Jerry - 48-49
 Brown, John - 65-66-67
 Brown, Keiron - 05-06
 Brown, Phil - 88-89
 Brown, Romauldo - 88-89-90
 Brown, Tyrone - 92-93-94
 Brownlee, Willie - 78
 Brownridge, Craig - 80
Bruzdzinski, Beau - 06-07-08
 Bruggeman, Delbert - 33-34
 Bruner, Jerry - 40
 Brunswick, Scott - 92-93-94-95
 Bryant, Nate - 92
 Bubacz, Don - 49
 Buchanan, Larry - 86
 Buchs, Robert - 64-65-66
 Bukovich, Dan - 37-38-39
 Bulls, Maurice - 91-92-93
 Bulnes, Bob - 79-80-81
 Burch, Glenn - 82-83
 Burch, Henry - 64-65-66
 Burdick, Ty - 85-86-87-88
 Burgbacher, Charles - 68-69-70
 Burgin, Ed - 50
 Burke, Fabian - 97-98-99-00
 Burkey, Loren - 95-96
 Burman, Richard - 32
 Burnett, Jim - 61
 Burns, Jeff - 84-85-86
 Burras, Ed - 46-47-48-49
 Burt, Occie - 57-58-59
Burzine, Tom - 06-07-08
 Busch, Jeff - 72-73-74
 Bushong, Jeff - 80-81-82-83
 Butler, Melvin - 04
 Byrde, Bill - 78-79-81

C

Caffey, Tim - 90-91
 Calabrese, Jeff - 70-71-72
 Calaiacovo, Dan - 92
 Cameron, Jim - 57-58-59
 Cameron, Jim - 73-74-75
 Campbell, Austin - 24-25
 Campbell, Clarence - 17
 Campbell, Jack - 58-59-60
 Campbell, Leon - 68-70-71
 Capen, Mike - 93
 Caponigro, John - 76
 Carman, Myron - 46-47-48-49
 Carmicom, Tom - 53-54
 Carpenter, Keith - 66
 Carson, Clarence - 32
 Carson, Robert - 51-52
 Caverly, Robert - 68-69-70
 Caywood, Dan - 71
 Cecutti, Mark - 78-79
 Chamberlain, Michael - 05-06
 Charles, Glenn - 28-29-30
 Charleton, Chris - 02
 Cherry, Doug - 72-73-74
 Christensen, Jerry - 93-94-95
Church, Barry - 06-07-08
 Cira, Paul - 53
 Cisco, Marc - 59-60
 Clark, Dexter - 83-84-85-86
 Clark, Lyle - 42
 Clark, Patrick - 05-06
 Clark, Ron - 59
 Clarke, Andrew - 01-02-03
Claus, Bill - 08
 Clemons, Frank - 40-41
 Cochran, Clint - 05-06-07
 Cochran, Pete - 85
 Coeling, Brent - 81

Cole, Charles - 69-70
 Cole, Dan - 99
 Cole, Emerson - 47-48-49
 Cole, Emmanuel - 80-81-82-83
 Cole, Jack - 51-52
 Cole, John - 25-27
Cole, Nate - 07-08
 Collins, Carl - 25
Collins, DaJuane - 06-07-08
 Collins, George - 49
 Collins, Joseph - 67
 Collins, Justin - 07
 Comer, Matt - 98-99-00-01
 Conley, Stacey - 78-79-81
 Conners, Pat - 54-55
 Connor, Brian - 93
 Conroy, Joe - 74-76-77-78

Daniels, Dave - 65-66-67-68
 Daniels, David - 63
 Daniels, Sid - 99-00-01
 Daniszewski, Mark - 78-79
 Dauer, Jack - 71
 David, Frank - 61-62
 David, Tom - 89
 Davis, Ed - 67-68-69
 Davis, Gene - 37
 Davis, Keith - 33
 Davis, Richard - 35
 Davis, Richard - 05-06
 Davis, Romain - 94-95-96-97
 Dawson, Trinity - 02-03-04-05
 Day, James - 35-36-37
 DeBarr, Ed - 74-75-76
 Deer, James - 74



Gib Stick, a letterwinner for the Rockets from 1921-24, was one of UT's first stars.

Constant, Skylaar - 06-07-08
 Cook, Gene - 55-56-57
 Cornachione, Craig - 71-72
 Cotter, Pat - 73-74-75
 Cottrell, Ernest - 48-49
 Cottrill, Clark - 49-50
 Cowan, Steve - 91-92
 Cox, Dan - 77-78-79
 Cox, Jason - 02
 Cradieth, Torrance - 99-00-01
 Craig, Richard - 37-38-39
 Crockett, Daniel - 68-69
 Crockett, James - 23
 Cron, Joe - 82-83
 Cross, Tom - 78
 Crosser, Paul - 24
 Crots, Ken - 67-68-69
 Crots, Virgil - 74
 Cunningham, Jon - 99
 Cuomo, Adam - 02
 Curry, Ray - 96-97-98
 Cutcher, Eddie - 91
 Czelusta, Frank - 24-25

Dehn, Chadd - 91-92-93-94
 Delaney, Pat - 84-85-86-87
 Delcher, Jack - 27-28-29
 Delwiche, Larry - 78
 DeMaria, Jesse - 80
 Denney, Mike - 80-81-83
 Dennis, Fred - 49
 Dennis, John - 67-68
 Densmore, Warren - 38-39-40
DeWalt, Jared - 06-07-08
 Dickey, Brett - 83-84
 Dickey, Richard - 46-47
 Diggs, Chad - 06
 DiLauro, Joseph - 88-89-90-91
 Dirksen, Tim - 01-02
 DiSalle, Louis - 34-35-36
 Dixon, Robert - 46-47-48-49
 Dobis, Richard - 55
 Dodrill, Brock - 01-02-03
 Doliboa, Tom - 76
 Donahue, Steve - 70-71-72
Donald, Archie - 06-08
 Donaldson, Craig - 91-92-93-94
 Donley, William - 27
 Draves, Richard - 27
 Dressel, Leo - 42
 Dues, Craig - 93-94-95-96
 Duhaime, Fredrick - 33
 Duke, Willie - 70-71-72
 Dunbar, Keith - 85-86-87
 Duncan, Thomas - 68-69-70

Letterwinners (1917-2004)

Duncan, Walter - 87-88-89-90
 Dunstan, Doug - 91
 Dunn, Gary - 67-69
 Dunn, Harold - 26-27-28-29
 Dunwald, Herman - 67-68-69
 Durant, Romules - 95-96-97-98
 Durham, William - 55
 Durst, Joe - 76
 Dyer, Bryan - 94
 Dye, Paul - 00-01-02

E
 Ealey, Chuck - 69-70-71
 Ealey, Damon - 95
 Earley, Richard - 61
 Eberflus, Matt - 88-89-90-91
 Eberlin, Rich - 70-71-72
 Edwards, Wilson - 28-29-30
 Ehrhardt, Clarence - 40
 Ehrhardt, Richard - 46-47
 Eldridge, Herb - 50
 Elzey, Arnold - 65
 Elzey, Paul - 65-66-67
 Emerson, Alan - 30
 Emery, Lee - 64-65
 Emery, Willie - 91
 Emmert, Parks - 26
 Engel, Erik - 94-95
 Enright, William - 30
 Erickson, Steve - 63-64-65
 Ernest, James - 56
 Estes, Tom - 57-58
 Ettenger, Elwood - 47
 Evans, Jerry - 87-88-89-90

F
 Faasen, Erik - 01-02
 Fair, Don - 69-70-71
 Fair, Paul - 68
Faison, Chris - 06-08
 Faithful, Bernard - 04-05-06-07
 Farbrother, Dan - 53-54-55
 Farmer, Harry - 47
 Farmer, Kelvin - 84-85-86
 Farmer, Tim - 94
 Farris, Ed - 72-73-74
 Fatula, David - 05-06
 Faulkner, Mark - 84
 Feldstein, Joe - 22
 Fellabaum, Donald - 23
 Fernandez, Matt - 94-95-96-97
 Feters, William - 30
 Filliater, Greg - 71-72
 Finley, Charles - 51-52-53
 Finucan, Mike - 73
 Fioritto, Pete - 77
 Fitzgibbons, Shaun - 05-06
 Flack, Robert - 65-67-68
 Fletcher, Dewayne - 86-87-88-89
 Flowers, Jason - 03-04-05
 Floyd, Alvin - 57-58-59
 Flynn, John - 65-66-67
 Flynn, Robert - 68-69-70
 Flynn, William - 64-65
 Foltz, James - 46-47-48
 Ford, Burton - 22-23
 Ford, Carl - 99-00-01-02
 Ford, Larry - 82
 Forestal, Keith - 05-06-07-08
 Fortman, Carl - 75
 Formentin, John - 90-91-92-94
 Fortner, Ryan - 00
 Foster, Lawrence - 93
 Fought, Lester - 38-39-40
Fought, Matt - 07-08
 France, Todd - 98-99-00-01
 Francis, Tozere - 74-75-76
 Franklin, Lester - 38-39-40

Fredricks, Mike - 78-79
 Freeman, Mace - 95-96-97-98
 Frierson, Leo - 99-00-01
 Fuller, Sidney - 76

G
 Gabel, Brian - 86-87
 Gadtr, Floyd - 50-52
 Gaines, Don - 01
 Galayda, Dennis - 58-60
 Gall, William - 46-47
 Gamby, Rodney - 03-04
 Gandee, Kevin - 77
 Gant, Jim - 91-92-93
 Gant, Roosevelt - 75
 Gardner, David - 99-00-01-02
 Gardner, Mike - 74-75
Garrett, Buster - 07-08
 Gasiorowski, James - 49-50
 Gast, Les - 35-36
 Geese, Robert - 39-40-41
 Geis, Mike - 87
 Geitgey, Donald - 39-40-41
 George, Levi - 07
 Gerber, Henry - 17
 Gerson, Harold - 37
Gewont, Jan - 08
 Gibney, Chuck - 63
 Gibney, Tom - 57-58-59
 Gibson, Phil - 98-99-00-01
 Giles, Henry - 39
 Gillooly, Thomas - 32-33
 Gilmore, Fred - 50-51
 Giordano, Joe - 52
 Giuntolis, Rex - 60
 Gladieux, Alton - 42
 Glase, James - 42
 Godfrey, Archie - 00
 Goins, Richard - 48
 Golden, Justin - 96-97
 Gongwer, Warren - 39-40-41
 Good, Clarence - 84-85-86
 Goodman, Jim - 69-70-71
 Goodrich, Keith - 71-72-73
 Goodwin, Marcus - 89-90-91-92
 Goodwin, Wayne - 89
 Gordon, Richard - 50-51-52
 Gosline, Robert - 32
 Gossman, Dan - 90
 Goto, Hiro - 98
 Gotwald, Jon - 75-76-77-78
 Goulde, DeJuan - 98-99-00
 Grace, Tom - 64-65-66
 Gradkowski, Bruce - 02-03-04-05
 Grailler, George - 40
 Granader, Ken - 82-83-84
 Gray, Jim - 62-63-64
 Grayson, Mike - 78-79
 Greco, John - 04-05-06-07
 Green, Jeff - 92-93-94
 Green, Jeff - 05-06
 Green, Lyle - 97-98-99-00
 Greenberg, Scott - 01
 Greene, Donta - 99-00-01-02
 Greene, Robert - 64
 Greer, James - 75
 Greisiger, Bill - 76-77
 Griffin, Anthony - 92
 Gross, Guy - 66
 Gross, James - 32
 Gross, Nat - 81-82
 Grothous, Greg - 99-00-01-02
 Grude, Ty - 93-94-95-96
 Gruenschlaeger, Steve - 83
 Gruno, Tom - 84-86-87-88
 Grutter, James - 60-61-62
 Gudger, John - 79-80-81-82
 Gulick, Merle - 24-25

Guitteau, Tom - 62
 Gwinn, Chuck - 62


H
 Habzda, Greg - 79-80-81
 Hackley, Edwin - 36
 Haggerty, James - 51-52-53
 Haladik, Frank - 49-50
 Halgas, Robert - 49-50
 Hall, Harold - 47-48-49
 Hall, Harry - 52
 Hall, Maurice - 78-79-80-81
 Hall, Skip - 73
 Hamblin, Russ - 79
 Hamilton, Mardo - 46-47-48
 Hamilton, Shannon - 90
 Hamilton, Steve - 93
 Hamlar, David - 46
 Hammer, Donald - 42
 Hamood, Sameer - 98-99-00-01
 Han, Willi - 49
 Hancock, Willie - 58-59-60
 Hanley, Joe - 52-53
 Hanna, Rusty - 89-90-91-92
 Hannum, Brandon - 00-01-02
 Harberson, Alan - 83
 Harding, Jim - 97-98-99-00
 Hardy, Bill - 89-90
 Hardy, Charles - 46-47-48
 Hardy, David - 46-47
 Harman, R. R. - 47-48
 Harman, Hal - 75
 Harper, John - 75
 Harrah, Rick - 87
 Harris, Dwayne - 95-97-98
 Harris, Ed - 82-83-84-85
 Harris, Greg - 07-08
 Harris, Tony - 69-70
 Hartong, Bryan - 85-86-87-88
 Harrour, George - 17
 Harshman, Paul - 63-64
 Harste, Adolf - 27-28-29
 Hatfield, Ken - 34-35-36
 Hatgas, Mark - 94-96
 Hauser, James - 65-66
 Hausfeld, Dave - 74-75-76-77
 Hawkins, Andrew - 05-06-07
 Hay, Greg - 05-06-07
 Gossman, Dan - 90
 Hayes, Ray - 65-66-67
 Hayes, Robert - 38-39-40
 Hayes, William - 65
 Haynes, Howard - 46

Haynes, Steve - 94-95
 Hays, Jim - 48-49-50
 Hedberg, Axel - 48-49
 Hefferman, Jim - 57-58
 Hefflin, Brandon - 00-01-02
 Heider, Jim - 57
 Heller, Eric - 06
 Hemmelgarn, Terry - 83-85
 Henderson, Howard - 84
 Hendon, Chip - 94-95-96
 Hennessey, Chad - 35-36-37
 Henning, Fred - 59-60
 Hepinstall, Jeff - 75-76-77
 Herbert, John - 61-62
 Herbert, Tyrrell - 04-05-06-08
 Herndon, Kelly - 95-96-97-98
 Herrold, Dennis - 60
 Herron, Mark - 93-94-95-96
 Heuer, Michael - 02-03-04
 Hickman, David - 66-67-68
 Hicks, Barrion - 84
 Higgins, Kenny - 04
 Hill, Marcus - 99
Hill, Maurice - 06-07-08
 Hinkle, Dave - 46-47
 Hinkson, Gary - 69-70-71
 Hirscl, Tony - 87-88-89
 Hissong, Carleton - 28-30-32
 Hladio, Frank - 69
 Hobbs, Mark - 72
 Hodge, Roy - 55-56-57
 Hohenberger, Chris - 78-79-80-81
 Holifield, Chris - 94-95-96-97
 Holmes, Chris - 01-02-03-04
 Holmes, Fred - 52-53
 Holobetz, Mike - 65-66
 Holzer, Tom - 54
 Hoogendoorn, Russ - 59-60-61
 Hook, William - 23
 Hoover, Harper - 22-23
 Hopkins, Chris - 04-05-06-07
 Horton, Kenley - 03
 Hotz, Don - 69-70
 Hotz, George - 69
 Howell, Dan - 55-56-57
 Hoyt, Steve - 81-82-83-84
 Hritzko, Dan - 41-46-47
 Hromika, Dennis - 65-66-67
 Hubbard, Shane - 08
 Hudson, Terrance - 01-02-03-04
 Huebner, Brad - 67

Huffman, Steve - 85-86-87
 Huggler, Fred - 49-50
 Hughley, Renza - 86-87
 Humbert, Gary - 84
 Hunt, Robert - 54-55-56
 Huntley, Mark - 82
 Hunyadi, Butch - 78-79-80-81
 Hurlburt, Joe - 77
 Hurt, Mike - 70-71
 Hurt, Mark - 73-74-75-76
 Huston, Richard - 41-46-47
 Huston, Bill - 75
 Hutchinson, Eric - 84-86-87
 Huzjak, Ryan - 93-94-95-96
 Hymore, Frank - 75-76

I-J
 Ilich, Jovan - 97-99-00
 Inglis, Tim - 83-84-85-86
 Irvin, Miquel - 99-00
 Irvine, Tim - 71-72
 Isaiah, Rick - 87-88-89-90
 Jackson, Isaiah - 96-97-98
 Jackson, Jeff - 80-81
 Jackson, Keon - 02-03-04-05
 Jackson, Terry - 90-91-92
 Jackson, Thomas - 92
 Jackson, Webster - 01
 Jaeschke, Donald - 33
 James, Jeff - 73
 Jaquillard, Chris - 93
 Jarm, Frank - 77
 Jarrett, Olanzo - 99
 Jefferson, Ed - 77-78
 Jedy, Lantz - 02-03
 Jenkins, Asa - 51
 Jesion, Mike - 65
Johnson, Alex - 07-08
 Johnson, Curtis - 67-68-69
 Johnson, Gordon - 22
 Johnson, Jamie - 93-94-95-96
 Johnson, John - 64-66
 Johnson, Keith - 77
 Johnson, Manny - 99-00-01-02
 Johnson, Nate - 94-95-96
 Johnson, Pat - 87-88-89-90
 Johnson, William - 49
 Johnston, Barry - 84
 Johnston, Scott - 71
 Jolliff, Pete - 59-60-61
 Jones, Brian - 02
 Jones, Bryant - 83
Jones, Jerome - 08
 Jones, Joey - 95-96-97
 Jones, John - 87-88
 Jones, Marc - 73
 Jones, Nate - 00-01
 Jones, Steve - 67-68-69
 Jones, Waynard - 84-85
 Jordan, Anthony - 02-03-04-05

K
 Kaczmarek, Rick - 72-73-74
 Kaczur, Nick - 01-02-03-04
 Kadlick, Frank - 41
 Kampfe, Doug - 62
 Karikas, Dave - 75-76-77
 Kaser, Ed - 54-55-56
 Kaser, Richard - 51-52-53
 Kasper, Pete - 78-79-80
 Kasprzak, Greg - 86
 Katzenstein, Joe - 52-53
 Kaufman, Ron - 60-61
 Kavanaugh, Matt - 00
 Kazmaier, Donald - 24-26-27-28
 Kazmaier, Richard - 24-25
 Keeler, Dave - 75
 Keene, Steve - 87-88
 Keesee, Rick - 85



Dick Huston (1941, 46-47) had 15 touch-down runs of 40 or more yards.



Outlook
 Coaches
 Players
 Opponents
 2008 Review
 History
 Records
 University

Letterwinners (1987-2004)

Keim, George - 71-72-73
Keighley, Hank - 08
 Kelleher, Bob - 75-76
 Keller, Harry - 61
 Keller, Ken - 17
 Keller, Nick - 17
 Keller, Ray - 62
 Kelley, Jason - 89-90-91-92
 Kelso, Jim - 80-81-82-83
 Kendel, Jim - 76
 Kendrick, Dean - 49
 Kenerly, Irv - 76-77-78
 Kennedy, Mike - 77-78-79-81
 Kennedy, Steve - 72
 Keran, Dennis - 67
 Kern, Brett - 04-05-06-07
 Kerner, Richard - 77
 Kershaw, Darryl - 83
 Kerstetter, Robert - 38-39
 Kertz, Joseph - 30
 Ketterman, Dal - 56-57
 Kettle, Dale - 30
 Kidd, Kevin - 95-96-97
 Kijowski, Pete - 55
 Kilgo, Kevin - 07
King, Anthony - 07
 King, Gregg - 95-96-97-98
 King, Howard - 34
 Kinnee, Matt - 88-89
 Kiser, Al - 55
 Kissane, William - 39-40
 Klaer, Ryan - 94-96
 Klotz, Ron - 60-61-62
 Klugh, Harvey - 77
 Knecht, Ed - 48-49
 Knox, Robert - 66-67
 Kocsis, Lon - 79-81-82
 Kocsis, Rock - 82
 Komorowski, Vincent - 29
 Kontak, Emil - 35-36-37
 Kookan, Ray - 55-56
 Kootz, John - 56
 Korotky, Harry - 55
 Kost, Erik - 00
 Kotnik, Don - 63
Kowalski, Kevin - 07-08
 Krach, Jack - 49
 Krach, Joe - 46-47-48-49
 Kralik, Frank - 49-50-52
 Krall, Gary - 49
 Kramer, Pete - 65-66-67
 Krasula, Mike - 76-77
 Kregel, David - 62-64
 Kreitzburg, Brock - 95-96-97
 Krieger, Daniel - 25-26-27
 Krieger, Robert - 65-66
 Krimm, Paul - 86-87-89
 Krispinsky, Michael - 04-05-06-07
 Krugh, Jerry - 69
 Kruse, Kevin - 80
 Kubiak, Tim - 93
 Kuebbeler, Rollin - 24-25
 Kuligowski, Craig - 87-88-89-90
 Kushner, Nick - 65

L
 Lajewski, Joe - 88-89-90-91
 Lamar, Jason - 97-98-99
 Lamb, Jeff - 89-90
Lamb, Johnathan - 08
 Lamb, Steve - 80
 Lamb, Tom - 88-89-91
 Lanari, Steve - 78
 Landrom, Jamar - 02
 Langel, Gary - 72
 Lanzi, Ed - 52
 Lanzi, Harry - 50-51-52
 Laraway, Jack - 78-79-80-81
 Larrick, Justin - 99

Laude, David - 49
 Lawrence, Nick - 05-06-07
 Lawson, Tony - 85-88
 Lee, Tony - 81-82-83
 Lefkowitz, Leonard - 57
 Lembright, Wynn - 61-62-63
 Lemie, Carl - 46-47
 Lenehan, D.J. - 07
 Lenix, Mike - 97-98-99
 Lepley, Pete - 05
 Lewis, Al - 46-47-48-49
 Ligibel, Clarence - 41-42
 Linberger, George - 86-87-88-89
 Lindsay, Matt - 74-75
 Lindsay, Phil - 51
 Lindsay, Jim - 81
 Lindstrom, Gabe - 97-98
 Ling, Jeff - 98-99
 Loeri, Ken - 77
 Lomberger, Rudy - 98-99-00
 Long, Mel, Sr. - 69-70-71
 Long, Mel, Jr. - 97-98-99-00
 Long, Paul - 76-78-79
 Longenecker, Clinton - 76
 Loper, Willie - 64-65
 Losonski, Joe - 36
 Love, Clarence - 94-95-96-97
 Lovelace, Harold - 89
 Lowry, Ron - 61-62
 Lucente, Fred - 38
 Luderman, Larry - 74-76
 Luketich, Frank - 77
 Luna, Greg - 05-06
 Lundy, Lloyd - 78-79
 Lyskova, Charles - 40-41
 Lyons, Al - 81-82

M
 Mabbott, Eric - 78
 Macek, Larry - 73-74-75
 Machoukas, George - 51-52-53-54
 Mack, Jeremy - 05-06-07
 Maher, Francis - 37-38-39
 Malone, Antonio - 02-03-04-05
Manley, Phillipkeith - 08
 Manly, John - 99
 Mann, Cliff - 23
 Manson, Jason - 99-00-01
 Manthey, Mike - 73-74-75
 Manton, Joseph - 22
 Manu, Loa - 90
 Manuel, James - 68-69
 Manuszak, Mike - 76
 Marihaugh, Charles - 24
 Marinkov, Steve - 84
 Marohn, Robert - 55
 Marquard, Jim - 86-87
 Marrotti, Louis - 37-38-39
Marrow, Desmond - 06-08
 Marrow, Vince - 91
 Marshall, Douglas - 28-29
 Martin, Alfred - 04-06-07
 Martin, Astin - 02-03
 Martin, Bo - 03-04-05-06
 Martin, Don - 48-49
 Martin, Jeff - 32-33
 Martin, Robert - 62-63-64
 Martin, Ronald - 62-63-64
 Martishius, Walt - 55-56-57
 Massey, J.D. - 73-75
 Matthews, Marcus - 94-95-96-97
 Matz, Mike - 81-82-83
 Mauss, Carleton - 48-49
 Mawer, Stanley - 17
 Maxwell, George - 54-55-56
 Mays, Mark - 79
 McBeth, Casey - 91-92-94
 McCants, Willie - 56
 McCartney, Tom - 59-60-61

McCollum, Andy - 89-90-91-92
 McCray, Antwon - 99-00-01
 McCreary, Mike - 86-87-88
 McCulley, Skip - 76-77-78-79
 McDougle, Scooter - 04
 McFarlin, Marques - 05
 McGuire, Darion - 07
 McGuire, Harold - 83-84-85-86
 McGuire, Philip - 26
McHugh, Colin - 08
 McInnes, Malcolm - 22
McIntosh, Damien - 08
 McKimmy, Dick - 53-54-55
 McKinney, Kevin - 91-92-93-94
 McKinnon, Hector - 38-39
 McLean, Jake - 98-99-00-01
 McManue, Francis - 30
 McMillan, Harry - 64
 McMorgan, Gifford - 23
 McNitt, Scott - 83
 McNutt, Henry - 28-29-30
 Meadows, Darryl - 81-82
Meenan, Chris - 07-08
 Meger, Kevin - 89-90-91-92
 Mele, Chris - 78-81
 Melfi, Mark - 87-88-89
 Mell, James - 59-60
 Menefee, Dave - 78-79-80-81
 Menefee, Robert - 02
 Mengle, Raymond - 30
Meredith, Casey - 08
 Merrick, Chris - 96-97
 Meyerhofer, Henry - 30
 Miceli, Frank - 92
 Middlebrooks, Bob - 75
 Miercynski, Leopold - 26-27
 Miklovic, Ned - 56-57-58
 Milburn, Rick - 82-83
 Miley, George - 47-48-49-50
 Milkie, Brett - 78-79
 Miller, Len - 74-75
 Miller, Mel - 66-67-68
 Miller, Tony - 00
 Miner, Walt - 64-65
 Minna, Marty - 77
 Minnfield, Mel - 71-72-73
 Mitchell, Ben - 90
 Mitchell, Bob - 77-78-79
 Mochko, Dale - 67
 Molik, Tom - 60-61
 Montgomery, Jack - 84-85-86
 Montgomery, Kevin - 92-93-94-95
 Monto, Carl - 36
 Moore, Clayton - 81-82-83-84
 Moore, Lance - 01-02-03-04
 Moore, Nick - 05-06-07-08
 Moorman, Rod - 71
 More, Joseph - 22
 Moretette, Al - 35
 Morgan, Ainsworth - 91-92-93
 Morgan, Charlie - 17
 Morgan, Fred - 55-56
 Morgan, Steve - 81-82-83-84
Morookian, John - 08
 Morris, Corey - 98-99-00
 Morris, Nigel - 04-05-06
 Morrison, Steven - 04-05-06
 Moses, David - 24
 Moses, Louis - 27-28
 Moses, Philip - 66-67-68
 Moss, Roland - 66-67-68
 Mossburg, Darrell - 89-90-91-92
 Moyer, Ken - 85-86-87-88
 Mueller, Ron - 64
 Mulinix, Jim - 71-72-73
 Murin, Frank - 82-83
 Murphy, Chris - 07
 Murphy, Kevin - 77
 Murray, John - 58-59-60
 Mussehl, Robert - 29-30

Myneder, Robert - 42
N
 Najarian, Adam - 32-33-34
 Nash, Robert - 39-40-41
 Nasonti, Ed - 60
 Neff, Orin - 32-33
 Nelson, Damon - 90-92-93
 Nemecek, James - 68-69-70
 Neubrech, Kenneth - 29
 Neuendorf, Doug - 71-72-73
 Neumann, Robert - 57-58
 Newsome, Ted - 88-89-90
 Nichols, Bruce - 85-86-87-88
 Nichols, D.J. - 05-06
 Niezgod, John - 69-70-71
 Nikitenko, George - 85
 Nixon, Shawn - 03
Noble, Danny - 08
 Nolan, Thomas - 62-63
 Nonnan, Lawrence - 33
 Nowak, Jerry - 54-55-56

O
 Odenthal, David - 03-04
 Odom, Steve - 03-04-05-06
 Ofili, Frank - 00-01-02-03
 O'Hara, Bill - 71-72
 Ohm, Bryan - 77
 Okus, Elmer - 42
 Olman, Kurt - 74
 Olsen, Tim - 85-86-87-88
 Olsen, Todd - 85-86-87-88
 O'Mailia, Miles - 71
 Ondich, Andy - 57-58-59
Opelt, Aaron - 06-07-08
 Ormejuste, Didier - 00
 Osborne, Mike - 71-72-73
 Osborne, Tod - 38
 Osborne, Tom - 72-73-74
 Othen, Duncan - 73
 Otterbacher, Nick - 98-99-00-01
 Overholser, Tom - 60
 Owens, Thomas - 27

P-Q
 Palian, Joe - 92-93
 Pallante, Paul - 85
 Palm, Clarence - 34-35-36
 Palmer, George - 19-20-21-22
 Palmer, Jerry - 49-50-51
 Pape, Paul - 69
 Paris, George - 51
 Parker, Dick - 57
 Parker, Marlin - 07
 Parker, Troy - 90-92-93
 Parkhill, Brent - 92-93-94-95
 Parmele, Jalen - 04-05-06-07
 Patrick, Tyson - 08
 Patroulis, John - 57-58-59
 Patton, Marc - 83
 Patton, Sylvester - 94-95
 Peluso, Roger - 50-51-52
 Penchef, Benjamin - 29
 Penn, David - 67-68-69
 Penza, John - 78-79
 Pepper, Donald - 38
 Perkins, David - 04-05-06-07
 Pernall, Howard - 68-70
 Perry, Golan - 76-77
 Perry, John - 85-86-87-88
 Peters, Greg - 96-97-98-99
 Pfefferle, Robert - 66-67-68
 Petcoff, John - 25
 Pete, Leland - 46-47-48-49
 Petrakis, John - 37-38-39
 Phelps, Rick - 89

Philbin, Nilo - 28
 Phillips, Larry - 78-79
 Pierce, James - 22-23
 Pierre, Josh - 98
 Piskach, Steve - 51-52
 Pivoriunas, Rich - 71
 Pizza, Frank - 46-47
 Pizza, Tony - 46-47
 Polkinghorn, John - 93-94-95
 Pollard, Tyree - 04-05-06-07
 Popp, Tony - 37-38
 Porter, Cliff - 83
 Porter, Tom - 64
 Posce, Andy - 56
 Poure, Bill - 81-82-83
 Powell, Jim - 59-60-61
 Powell, Josh - 03-04-05-06
Free, Drey'Lon - 07-08
 Pressler, Larry - 66-67-68
 Price, Herman - 73
 Price, Robert - 76-77
 Prono, Edward - 33-34-36
 Purtill, James - 51
Quinn, Daris - 08

R
 Rahman, James - 55
 Ramsdell, Kenneth - 46-47
 Rance, James - 67-68-69
 Randolph, Darric - 01-02-03
 Ratajczak, Robert - 49-50
 Raub, Brian - 88-89-91
 Rawlik, Steve - 72-73-74
 Reagan, Robert - 46
 Reading, George - 22
 Reasonover, Darrel - 70
 Redd, Andre - 05-06-07
 Reed, Wilbur - 56-57
 Reed, Brent - 78-79-80-81
 Rehm, Ernie - 35-36
 Reichart, Bo - 92-93-94
 Reilly, Leonard - 24
 Reeves, Lionel - 78-79
 Resseguie, Scott - 74-75-76
 Reynolds, Lem - 96-97-98
 Rhea, Mark - 88-89-90-91
 Rhodes, David - 61-62-63
 Rice, Kollin - 92
 Richards, George - 42
 Richards, Jason - 94-95-96-97
 Richards, Ron - 56-57
Richmond, Lester - 06-07-08
 Rideout, Oliver - 27
 Riddle, Randy - 65-66-67
 Riddle, Todd - 97
 Ridgway, David - 77-78-79-80
 Ridgway, Don - 54
 Riesen, Matt - 93-94-95
 Riley, Granville - 17
Riley, Malcolm - 08
 Ripple, Carl - 37-38
 Ritz, Ken - 56
 Rivers, Jerome - 80
 Robbins, Jason - 02-03-04-05
 Roberts, Ron - 69-70-71
 Robertson, John - 41
 Robinson, Charles - 79
 Robinson, Capus - 80-81-82-83
 Robinson, Robert - 46-47
 Rogan, Jack - 64
 Rohal, Jack - 75-76
 Rohde, Lavern - 80
 Rohrs, David - 86-87-88
 Rokicki, Charles - 74
 Rollins, Kevin - 97-98-99-00
 Roney, Jim - 75
 Rose, Bob - 69-70-71
 Rosi, Steve - 92-93-94-95
 Ross, James - 96-97



Ross, John - 72-73-74
 Rothlisberger, Ollie - 35-36
 Rowland, Chuck - 81-82
 Russell, Marlin - 79-80-81-82
 Russell, Mike - 79-80-81-83
 Ryan, Michael - 91
 Ryan, Phil - 59
 Ryan, William - 60
 Ryan, William - 38
 Ryder, Brett - 87

S
 Sacco, Mike - 04
 Sager, A.J. - 84-85-86
 Sammons, William - 64-65-66
 Sample, Chuck - 40
 Sandor, Paul - 84-85-86-87
 Santii, Carl - 40
 Santoro, Gil - 52-53-54
 Sargent, Larry - 64-65
 Saunders, John - 69-70-71
 Saunders, Keith - 86-87-88-89
 Savage, Antjuan - 95-96-99
 Scanlon, Mike - 65-66
 Schaefer, Michael - 97-98-99-00
 Schafer, Steve - 81-82
 Scheetz, Robert - 64
 Scherting, Jeff - 83
 Schlachter, Brad - 87-88
 Schlachter, Charles - 36
 Schlachter, Chris - 89-90-91-92
 Schlemmer, Elmer - 28
 Schmidt, Robert - 40-41
 Schneider, Brent - 86-87
 Schneider, John - 46-47
 Schneider, John - 65-66-67
 Schneider, Herman - 25
 Schmitkey, Steve - 69-70-71
 Schoen, Scott - 66
 Schoonmaker, Raymond - 29
 Schultz, Fred - 98
 Schwartz, Al - 51-52-53
 Schwartz, Joe - 70-71-72
 Scorziell, David - 67-68
 Scott, Ed - 72-73-74
 Scott, Rick - 95-96
 Scrutchins, Ed - 60-61
 Sehzie, Paul - 97-98
 Serian, Mark - 79
 Seyfang, Fred - 40-41-42
 Seymour, Don - 72-73-74
 Seymour, Jim - 73-75-76-77
 Seymour, Richard - 67-68-69
 Shaah, Opio - 97
 Shapiro, Albert - 25
 Sharkoff, Lou - 46-47
 Sharpe, Donald - 27-28-29
 Shaw, Greg - 76
 Shea, Edward - 42
 Shelly, Charles - 33-34
 Shepard, Robert - 33
 Sherman, Marv - 75-76
 Sherman, Mike - 76-77-78
 Shinkle, Ted - 40-41
 Shively, Arlo - 22-23-24
 Shreve, Joel - 07
 Shugur, John - 58
Shuler, Joe - 06-07
Shumaker, Matt - 07
 Shutt, John - 46-47-48
 Siek, Jeff - 69-70
 Siemens, Joe - 40
 Silva, Nick - 49-50-51
 Simon, Dave - 77
 Simpson, Paul - 91
 Simrell, Dan - 62-63-64
 Simrell, Dave - 75-77
 Simrell, Geoff - 89-90-91
 Simms, Demetris - 00-01-02

Sims, William - 56-57-58
Singer, Mark - 08
 Singleton, Ira - 97-98-99-00
 Skeldon, Ned - 42
 Skilliter, Gordon - 22-23
 Slater, Mike - 75-76
 Slovak, Marty - 35-36-37
 Slovak, Robert - 39-40
 Smead, George - 32
 Smiley, Arnold - 81-82-83
 Smiley, Alan - 87-88-89
 Smith, Abe - 22
 Smith, Dwayne - 87-88-89-90
 Smith, Earl - 34
 Smith, Glyn - 70-71
 Smith, Maynard - 28
 Smith, Robert - 60-61-62
 Smith, Robert - 59-60
 Smith, Red - 17
 Smith, Sylvester - 52-53-54
 Smith, Trumaine - 06-07
 Smith, William - 33-34-35
 Smolinski, Edward - 32-33-34
 Sneed, Barry - 64-65-66
 Snider, Robert - 39
 Sorosiak, Len - 57
 Southard, Burton - 34-35
 Southard, Edward - 33
 Spidel, Doug - 86-87-88-89
 Spiece, Jason - 98-99-00
 Spohler, Anson - 48-49-50
 Spooner, Jack - 35
 Spriggs, James - 93-94-95-96
 Spring, Mark - 92-93-94-95
Stafford, Kenny - 08
 Stafford, Marc - 93-94
 Stahl, Robert - 40-41
 Stalma, Joe - 51-52
 Stallworth, Henry - 81-82
 Stanley, James - 99-00-01-02
 Stanwick, David - 96
 Staples, Mark - 79
 Starkey, Fred - 17
 Stauber, Gene - 42-46-47
 Stehno, Charles - 58-59
Steigerwald, Alex - 06-07-08
 Steitz, Jim - 93-94-95
 Stephens, Frank - 85
 Stephens, Jerome - 83
 Stevens, Robert - 60
 Stewart, Charles - 36
 Stick, Gilbert - 21-22-23-24
 Stobart, David - 81
 Stoltz, Jerry - 58-59-60
 Stoltz, Mike - 82
 Stroh, Dean - 64-65
 Stroman, Bob - 72
 Stone, Pete - 92-93-94-95
 Stoner, Jim - 85
 Struck, Lee - 93
 Summers, Brandon - 06
Summers, Derrick - 06-07-08
 Sumpter, Rasche - 95-96-97
 Sutter, Mark - 76-77-78
 Swartz, Noah - 99-00-01-02
 Swick, Gene - 73-74-75
 Swint, Ken - 65-66
 Switzer, Kevin - 80
 Szelagowski, Ted - 40-41

T
 Tait, Tajuan - 98
 Tait, Wasean - 93-94-95-98
 Tambur, Guido - 49
 Tammarine, Keith - 86
 Taormina, Julius - 51-53
 Taormina, Mike - 74
 Tate, Richard - 56
 Tatum, Rodney - 83-84-85



James Pierce (1922-23) was the Rockets' first African-American team captain and later became a UT professor.

Tatum, Roland - 88-89
 Taylor, Carleton - 33
 Taylor, Chester - 98-99-00-01
 Tedora, Adam - 00-01
 Tepe, Carl - 48-49
 Tetzl, David - 68
 Thayer, Gordon - 32-33-34
 Thibert, James - 60-61-62
 Thigpen, Albert - 88-89-90-91
 Thitoff, Seth - 03-04-05-06
Thomas, Adonis - 08
 Thomas, David - 02-03-04-05
 Thomas, Don - 66
 Thomas, John - 83-84-85-86
 Thomas, Paul - 42
 Thomas, Scott - 42
 Thompson, Scott - 72
 Thomson, Christian - 26-27-28
 Tillman, Joseph - 17
 Tisci, Sam - 55-56-57
 Tobias, Dennis - 67-68
 Tomasewski, Jack - 66
 Tombaugh, Ben - 88-89-90-91
 Tolland, Rick - 72-75
 Torio, Richard - 50
 Torres, Ramon - 95-96
 Toth, Phil - 55
 Townsend, James - 85-88-89
 Trautman, Ray - 67
 Travis, Keith - 96-97-98-99
 Triplett, Mel - 51-52-53-54
 Trotter, Neil - 87-88-89-90
 Trumbull, Raymond - 24
 Tucker, Marc - 74
 Tucker, Mel - 66-67-68
 Tucker, Melvin - 80-81-82-83
 Tuminello, Chris - 99-00-01-02
 Tunnell, Emlen - 42
 Turner, Ed - 75-76-77
 Turner, Jameel - 96-97-98-99
 Turner, Jason - 97
 Turner, Ray - 56
 Turner, Ray - 02-03
 Tyler, James - 67-68-69

U-V

Umbles, Clayton - 54-55-56
 Underwood, Joe - 07-08
 Vaillant, Matt - 96-97-98
VanDerMeulen, Mike - 08
 Van Ryzin, Arthur - 38-39
 Van Fossen, Tom - 87
 Varajon, Mike - 84-86
 Varajon, Nick - 88-89-90
 Vargo, Dan - 87-88-89-90
Veal, Kenny - 08
Veasley-Pettis, Myshan - 07-08
 Vehar, Brian - 82-83-84
 Vergiels, Jack - 59
 Vicks, Bob - 70-72
 Vicroy, Jim - 75
 Vitale, James - 50-51-52

W

Wadsworth, Roger - 50-51-52
 Wagers, Alfred - 22
 Wakeman, Chris - 03-04-05
 Walker, Chris - 00
 Walker, Dave - 81-82-83
 Walker, Damon - 95-96
Walker, Jake - 08
 Walker, John - 81-82-83
 Walkosky, David - 87-88-89-90
 Wallace, Chris - 97-98
 Walls, Reggie - 92-93
 Walser, Jim - 75-76
 Walsh, Jay - 81-82-84-85
 Walsh, Terry - 77-78-79
 Walters, Edward - 22
 Walters, Ernest - 26-27
 Waltz, Alva - 29
 Wampfler, Tad - 79-80-81
 Wandtke, Dick - 46-47
 Ward, Kenneth - 22-23
 Ward, Tom - 99-00-01-02
 Ware, DeAndre - 07
 Warnement, Rick - 73-74
 Warner, Gordon - 07
 Warrick, Bert - 52-53
 Warrinh, Robert - 28
 Warych, Joe - 41-42
 Waszczeni, Bob - 86-87
Washington, Anthony - 08
 Washington, David - 04-05-06-07
 Washington, Jason - 07
 Wasserman, Rick - 75-76
 Walters, Douglas - 26
 Wawrzyniak, Jeff - 66
 Weaver, Chuck - 62-63
 Weaver, Joe - 96-97-98
 Weaver, Tom - 78-79
 Webb, Charlie - 91-92-93-94
 Weber, Dan - 39
 Weber, Joe - 96
 Wechtel, George - 22
 Weeks, Fred - 57
 Weinblatt, Morris - 23-24
 Weisenberg, Ralph - 36-38-39
 Weiss, Fred - 40
 Welling, Jerry - 33-34-35
 Wendel, Howard - 35
 Wening, Jug - 46-47
Westbrook, Douglas - 06-08
 Westrich, Colin - 95-97-98-99
 Whately, Randy - 73-74
 Whelling, Gerald - 33
 Whetsel, Dan - 93-94
 White, John - 26-28
 White, Mark - 83
 White, Tom - 83
 Whitfield, Rob - 94-95-96
 Whitlow, Rodney - 84-86
 Wickter, John - 33-34-35

Wilcox, Phil - 76
 Wiles, William - 32
 Wilke, Dennis - 58-59
 Willey, Donald - 29
 Williams, Brent - 82-83-84-85
 Williams, Chaz - 01-02-03
 Williams, Chris - 95-96-97
 Williams, Chris L. - 01
 Williams, Dan - 90-91-92
 Williams, Dave - 71-72-73
 Williams, Doug - 77-78-79
 Williams, Greg - 87
 Williams, J.D. - 98
 Williams, Larry - 57
Williams, Morgan - 08
Williams, Stephen - 06-07-08
 Williams, Tim - 91
 Williams, Virgil - 79
 Williamson, Sean - 04-05-06-08
 Willis, Ed - 54-55
Willis, Terrell - 07
 Willoughby, Art - 73
 Wilson, Aristotle - 92-93-94-95
 Wilson, Kenneth - 68-69-70
 Wilson, Jim - 72
 Wilson, Jim - 89
 Wilson, Vince - 95-96
 Windover, Joe - 87-88-89-90
 Wisbon, Ben - 53-54
 Walkosky, David - 67-68-69
 Wise, Jack - 51-52-53
 Wolodzko, Tony - 41-46-47
 Wood, Pierce - 24-26
 Wooley, Justin - 96-97-98
 Wozniak, Jon - 67-68
 Wozniak, Robert - 62
 Wray, Richard - 81-82
 Wright, Darin - 79-80-81-82
 Wright, Dave - 76
 Wright, Demetrius - 92
 Wright, Donald - 54-55-56
 Wright, Eddie Lee - 56-57-58
 Wright, Jeremy - 04
 Wujciak, Stanley - 27
 Wurst, Roch - 75-76-77-78
 Wymer, Gary - 64
 Wyper, Donald - 65-66-67
 Wysocki, Clifford - 27

Y

Yanowsky, Don - 79-80
 Yanowsky, Joe - 79-80-81
 Yarnel, Vince - 65
 Yassenchak, Donald - 68-69
 Yelley, Mike - 75-76-77
 Yenrick, Phil - 61-62-63
 Young, Keith - 72-73-74
 Youssef, Hany - 89

Z

Zabinski, Sean - 05
 Zapsic, Richard - 58-59-60
 Zemina, Michael - 39
 Zimmerman, Fred - 63-64-65
 Zimmerman, Tim - 74-75
 Zink, Arnold - 47
 Zittel, Fred - 49
 Zolciak, Gary - 75-76-77
 Zonker, Terry - 84
 Zuchowski, Ted - 41-46-47
 Zulch, Richard - 48-49



Team Awards



Jim Nicholson Award

Jim Nicholson became UT's first full-time football coach in April of 1930, at a time when the current Bancroft campus was still under construction. He upgraded the schedule and instituted organized recruiting, eventually building UT into a powerful and respected football program. In 1935, his final season, the Rockets finished 6-2-1, including a 63-0 win over Bowling Green that led to a 13-year cessation of the rivalry between the two schools.

Nicholson helped design the Glass Bowl, and after his retirement as coach participated in reorganizing the Varsity 'T' Club. Nicholson later became an industrialist and civic leader in the City of Toledo. Established in 1963, the Nicholson Trophy honors the player contributing the most toward the success of the team. The selection is made by the players.

- | | | |
|--------------------------------------|--|---|
| 1963 - Wynn Lembright (tackle) | 1980 - Mike Grayson (defensive tackle) | 1998 - Darrick Beckwith (linebacker) |
| 1964 - Dan Simrell (quarterback) | 1981 - Mike Kennedy (defensive back) | 1999 - Jameel Turner (defensive back) |
| 1965 - Fred Zimmerman (end) | 1982 - Jim Kelso (quarterback) | 2000 - Jim Harding (offensive lineman) |
| 1966 - Barry Sneed (linebacker) | 1983 - Mike Russell (defensive end) | DeJuan Goulde (defensive end) |
| 1967 - Tom Beutler (middle guard) | 1984 - Steve Morgan (tailback) | 2001 - Leo Frierson (defensive lineman) |
| John Schneider (quarterback) | 1985 - Bob Beemer (defensive end) | 2002 - Tom Ward (linebacker) |
| 1968 - Roland Moss (tailback) | 1986 - Kelvin Farmer (tailback) | 2003 - Tim Dirksen (offensive lineman) |
| 1969 - Ken Crots (kicker) | 1987 - Steve Huffman (linebacker) | 2004 - Michael Broussard (defensive back) |
| 1970 - Chuck Ealey (quarterback) | 1988 - Jon Bowsler (defensive back) | 2005 - Anthony Jordan (linebacker) |
| 1971 - Chuck Ealey (quarterback) | 1989 - George Linberger (guard) | 2006 - Mike Alston (linebacker) |
| 1972 - Joe Schwartz (tailback) | 1990 - Jerry Evans (tight end) | 2007 - Jalen Parmele (running back) |
| 1973 - Gene Swick (quarterback) | 1991 - Matt Eberflus (linebacker) | 2008 - Aaron Opelt (quarterback) |
| 1974 - John Ross (open end) | 1992 - Kevin Meger (quarterback) | |
| 1975 - Gene Swick (quarterback) | 1993 - Terry Jackson (defensive line) | |
| 1976 - Aaron Bivins (linebacker) | 1994 - Calvin Bransford (tight end) | |
| 1977 - Aaron Bivins (linebacker) | 1995 - Wasean Tait (tailback) | |
| 1978 - Joe Conroy (defensive end) | 1996 - Craig Dues (linebacker) | |
| 1979 - Mike Kennedy (defensive back) | 1997 - Chris Wallace (quarterback) | |



Aaron Opelt

Cohen Freshman of the Year Award

Named after longtime UT booster, Norman Cohen, and established in 1964, the Cohen Award honors the Rocket "Freshman of the Year."

- | | | |
|---------------------------|-----------------------------|----------------------------|
| 1964 - Pete Kramer, HB | 1981 - Steve Morgan, RB | 1997 - Mel Long, WR |
| 1965 - Roland Moss, HB | Steve Hoyt, LB | 1998 - Andy Boyd, FS |
| 1966 - Steve Jones, QB | 1982 - Eddie Harris, RB-WR | 1999 - David Gardner, LB |
| 1967 - Terry Kenneally, E | 1983 - Tim Inglis, LB | 2000 - Brandon Hefflin, CB |
| 1968 - Chuck Ealey, QB | 1984 - Tom Gruno, DE | 2001 - Nick Kaczur, OT |
| 1969 - Jeff Calabrese, E | 1985 - Tyler Burdick, TE | 2002 - Keon Jackson, Rover |
| 1970 - Mel Gaines, HB | 1986 - Paul Krimm, P | 2003 - Steve Odom, WR |
| 1971 - Gary Langel, LB | 1987 - Steve Bailey, LB | 2004 - John Greco, OT |
| 1972 - Scott Thompson, C | Dwayne Smith, LB | 2005 - John Allen, TE |
| 1973 - Marc Jones, DE | 1988 - Albert Thigpen, C/G | 2006 - Barry Church, SS |
| 1974 - Joe Conroy, DE | 1989 - Brian Borders, P | 2007 - Kevin Kowalski, OG |
| 1975 - Joe Gotwald, DT-MG | 1990 - Troy Parker, TB | 2008 - Mark Singer, Safety |
| 1976 - Skip McCulley, RB | 1991 - Chadd Dehn, OT | |
| 1977 - Mike Kennedy, DB | 1992 - Pete Stone, C | |
| 1978 - Maurice Hall, QB | 1993 - Wasean Tait, TB | |
| 1979 - Lon Kocsis, TE | 1994 - Sylvester Patton, FS | |
| Darin Wright, DT | 1995 - Brock Kreitzburg, FL | |
| 1980 - Jim Kelso, QB | 1996 - Greg Peters, OT | |




Mark Singer

Team Awards

Binder Memorial Award

Jon Binder, who lettered as a walk-on in 1987, died of Hodgkin's disease on September 1, 1991. A native of Temperance, MI, and a graduate of Bedford High School, Binder drew praise from the UT coaches for his dedication and determination.

Established the year of his death, the Binder Memorial Award is given to the walk-on player who exemplifies the courage, character, heart and spirit of Jon Binder in both the classroom and on the field.



Shane Hubbard

1991 - Tyson Harder
1992 - Frank Miceli
1993 - Dave Mangas
1994 - Romules Durant
1995 - Mike Saggese
1996 - Joe Weaver

1997 - Romules Durant
1998 - Clint Mondell
1999 - Chris Williams
2000 - Ryan Fortner
2001 - Brian King
2002 - Tim Averhart

2003 - Clark Baker
2004 - Jeremy Wright
2005 - Matt Tramba/David Fatula
2006 - Matt Shumaker
2007 - Myshan Veasley-Pettis
2008 - Shane Hubbard

Findlay Community Service Award

The Findlay Service Award is given to the player who contributes the most to the Toledo community. The award is named in honor of UT alumni and supporters Jim and Celia Findlay.

2002 - Donta' Greene
2003 - Trinity Dawson
Andrew Clarke
2004 - Chris Holmes
2005 - Bruce Gradkowski
2006 - Steve Odom
2007 - Brett Kern
2008 - John Allen



John Allen

Hanson Senior Scholar-Athlete Award


The Daniel and Mary Jo Hanson Senior Scholar-Athlete Award is given to the senior with the highest cumulative grade-point average.

1994 - Chadd Dehn
1995 - Mark Spring
1996 - Aaron Avery
1997 - Loren Burkey
1998 - Gabe Lindstrom
1999 - Jameel Turner
2000 - Michael Schaefer
2001 - Todd France
2002 - Chris Tuminello
2003 - Frank Ofili
2004 - Lance Moore
2005 - Jason Robbins
2006 - Shaun Fitzgibbons
2007 - Mike Krispinsky
2008 - Clint Cochran




Clint Cochran


Team Captains



Aaron Bivins



Kent Bishop



Wasean Tait



Chris Wallace



Tom Ward



Tyrrell Herbert

1917
Ken Keller

1919
Leland Altaffer

1920
George Wechtel

1921
George Wechtel

1922
Burton Ford

1923
James Pierce

1924
Gilbert Stick

1925
Richard Kazmier

1926
Dodge Alexander

1927
Don Kazmier

1928
Harold Dunn

1929
Harold Dunn

1930
Don Sharp

1932
Babe Hissong

1933
Chuck Shelley

1934
Ed Smolinski

1935
Jerry Welling

1936
Louis DiSalle
Clarence Palm

1937
Marty Slovak

1938
Tony Popp

1939
Francis Maher

1940
Warren Densmore

1941
Warren Gongwer

1942
Clarence Ligibel

1946
Bill Gall

1947
Tony Wolodzko

1948
Mardo Hamilton
Mike Carman

1949
Ed Burrus
George Miley

1950
Denver Beck

1951
Jim Gasiorowski
Jerry Palmer

1952
Bob Carson
Dick Gordon
Roger Wadsworth

1953
Chuck Barcelona
George Machoukas

1954
Mel Triplett
George Machoukas

1955
Jim Rahman

1956
Clayton Umbles
Andy Posce

1957
Dan Howell
Sam Tisci

1958
Jim Cameron

1959
Occie Burt
Tom Gibney

1960
Jack Campbell
Jerry Stoltz

1961
Russ Hoogendorn
Tom McCartney

1962
Frank Baker
Jim Thibert
Ron Klotz

1963
Wynn Lembright

1964
Dan Simrell

1965
Jim Berkey
Lee Emery

1966
Barry Sneed

1967
John Schneider
Tom Beutler

1968
Mel Tucker
Bob Pfefferle

1969
Curtis Johnson
Dave Penn
Jim Rance

1970
Tom Duncan
Tony Harris

1971
Chuck Ealey
Gary Hinkson
Mel Long

1972
Steve Donahue
Joe Schwartz

1973
Doug Neuendorf
Mel Minnfield
Pete Alsup

1974
Ed Farris
John Ross
Ed Scott

1975
Larry Macek
Gene Swick
Keith Young

1976
Mike Bell
Matt Lindsay
Keith Young

1977
Aaron Bivins
Jeff Hepinstall

1978
Joe Conroy
Jon Gotwäld

1979
Mike Alston
Doug Williams

1980
Mike Grayson

1981
Maurice Hall
Jack Laraway

1982
Marlin Russell
Darryl Meadows
Steve Schafer
Mike Russell

1983
Jim Kelso
Jeff Bushong

1984
Kent Bishop
Steve Hoyt

1985
Bob Beemer
Brent Williams

1986
Tim Inglis
Harold McGuire
Jeff Burns

1987
Pat Delaney
Steve Huffman
Paul Sandor

1988
Jon Bowsher
Ken Moyer

1989
George Linberger
Doug Spidel

1990
Marcus Amick
Rick Isaiah
Pat Johnson
Dwayne Smith

1991
Darren Anderson
David Andrews
Matt Eberflus
Al Thigpen

1992
Andy McCollum
Kevin Meger
Darrell Mossburg
Dan Williams

1993
Al Baker
Terry Jackson
Casey McBeth

1994
Chadd Dehn
John Formentin
Casey McBeth
Bo Reichart

1995
Aristotle Wilson
Jamal Belt
Steve Rosi
Pete Stone

1996
Wasean Tait
Ryan Huzjak
Craig Duës
Jamie Johnson

1997
Jim Bates
Clarence Love
Jason Richards
Wasean Tait

1998
Gregg King
Matt Vaillant
Chris Wallace
Justin Wooley

1999
Mike Bilik
Keith Travis
Jameel Turner
Colin Westrich

2000
DeJuan Goulde
Lyle Green
Jim Harding
Kevin Rollins

2001
Tavares Bolden
Andy Boyd
Matt Comer
Leo Frierson
Chester Taylor

2002
David Gardner
Donta' Greene
Chris Tuminello
Tom Ward

2003
Andrew Clarke
Tim Dirksen
Paul Dye
Frank Ofili
Chaz Williams

2004
Patrick Body
Bruce Gradkowski
Anthony Jordan
Lance Moore

2005
Trinity Dawson
Bruce Gradkowski
Keon Jackson
Anthony Jordan
David Thomas

2006
Mike Alston
John Greco
Tyrrell Herbert
Steve Odom

2007
John Greco
Greg Hay
Tyrrell Herbert
Chris Hopkins
Tyree Pollard
Jalen Parmele
Sean Williamson

2008
Tyrrell Herbert
Nick Moore
Aaron Opelt
Sean Williamson



Past Coaching Greats

Outlook

Coaches

Players

Opponents

2008 Review

History

Records

University

Jim Nicholson

1930-35

Record: 20-16-4 (.550)

Best year: 6-2-1 (1935)

Jim Nicholson became UT's first full-time football coach in April of 1930, when the current campus was under construction. He upgraded the schedule and instituted organized recruiting, eventually building UT into a powerful and respected football program. In 1935, his final season, the Rockets finished 6-2-1, including a 63-0 win over Bowling Green that led to a 13-year cessation of the rivalry between the two schools.

He helped design the Glass Bowl, and after his retirement as coach participated in reorganizing the Varsity 'T' Club. He later became an industrialist and civic leader in the City of Toledo.



Frank Lauterbur

1963-70

Record: 48-32-2 (.598)

Best year: 12-0 (1970)

Frank Lauterbur presided over the most glorious era of UT football. Lauterbur coached the Rockets to the first MAC title in school history in 1967, followed by league championships and perfect seasons in 1969 and 1970. Lauterbur's Rockets could score readily, but won by stopping their opponents, twice leading the nation in total defense.

In 1970, Toledo finished 12th in the AP poll and 17th in the UPI poll. After capping that season with a second straight Tangerine Bowl victory, "FXL" as he was affectionately known, took the head coaching job at Iowa.



Nick Saban

1990

Record: 9-2 (.818)

Nick Saban was head coach for one season, leading Toledo to a 9-2 record and a MAC co-championship in 1990.

Saban came to UT from the Houston Oilers, where he had served as defensive backs coach. He left Toledo after the 1991 season to become the Cleveland Browns defensive coordinator. Saban has since been the head coach at Michigan State (1995-99), LSU (2000-04), the NFL's Miami Dolphins (2005-06) and Alabama (2007-present).



Clarence Spears

1936-42

Record: 38-26-2 (.591)

Best year: 7-3 (1939)

Clarence Spears' 38 career victories stood as a UT record for 30 years before being surpassed by Frank Lauterbur's mark of 48 wins. When football was suspended at UT because of WWII, he left to take the head coaching job at Maryland. Following the war, Clarence, better known as "Doc," left coaching to engage in a private practice of medicine, mostly in Ypsilanti, Michigan.

Prior to coming to Toledo, Spears had head coaching stops at Dartmouth, West Virginia, Minnesota (where he coached Bronko Nagurski), Oregon and Wisconsin.

A graduate of Dartmouth, where he was a Walter Camp All-America guard, Spears attended Rush Medical College of Chicago.



Jack Murphy

1971-76

Record: 35-32 (.522)

Best year: 12-0 (1971)

Jack Murphy, an assistant under Frank Lauterbur, took over the coaching reins in 1971, promptly leading the Rockets to another MAC title and a 12-0 record. That was also the year Toledo's famed winning streak reached 35 games, as the Rockets finished 13th in the UPI poll and 14th in the AP poll.

Murphy's perfect campaign came during his first season as a Division I-A head coach, a feat not equaled until Auburn's Terry Bowden turned the trick in 1993.



Dan Simrell

1982-89

Record: 50-37-2 (.567)

Best year: 9-2 (1983)

Dan Simrell recorded 50 victories in his eight seasons at Toledo, the second-most wins of any coach in school history.

He led UT to a Mid-American Conference title in 1984 and a berth in the California Bowl, as the Rockets posted a 9-2-1 record. In 1983, Toledo raced to a 9-0 start before dropping its final two games of the season.

In addition to the league title, Simrell's teams finished second in conference play three times (1983, 1986, 1989).

A native of Toledo, Simrell was the first UT alum to coach the football team. He lettered as a quarterback from 1962-64, and also served as an assistant coach from 1971-81.



Gary Pinkel

1991-2000

Record: 73-37-3 (.659)

Best year: 11-0-1 (1995)

Gary Pinkel has the most wins (73) and the second-best winning percentage (.659) among UT coaches who led the program for at least four years.

In 1995, Pinkel led the Rockets to an 11-0-1 record, a victory in the Las Vegas Bowl and a top 25 ranking in both the AP and coaches' polls.

In 1997, Pinkel led the Rockets to the first-ever MAC West title and a trip to the MAC Championship Game. The Rockets finished the season 9-3 and were ranked as high as No. 18 at one point in the season.

Pinkel's Rockets repeated as MAC West champions in 1998, earning UT's third post-season appearance in four seasons.

In Pinkel's final season in 2000, the Rockets went 10-1, including a 24-6 victory at Penn State, and were ranked No. 25 in the nation in both final regular-season polls. Following the 2000 season, Pinkel took the head coaching position at Missouri.



Bill Orwig

1946-47

Record: 15-4-2 (.762)

Best year: 9-2 (1947)

Bill Orwig coached the Rockets for just two seasons, but in that time established one of the best winning percentages in school history.

Orwig is one of the few coaches in UT history to oversee two sports at once, also taking the reins of the basketball team during the 1946-47 season. He returned to Michigan, his alma mater, in 1948 as a member of the athletic administration, and became athletics director at Nebraska in 1954. He took the AD job at Indiana in 1961, hiring Bob Knight as basketball coach in 1971.



Tom Amstutz

2001-08

Record: 58-41 (.586)

Best year: 10-2 (2001)

"Toledo" Tom Amstutz led the Rockets to some of their finest moments, including two MAC Championships, four West Division titles and four bowl appearances.

A native of Toledo who also played for the Rockets, Amstutz spent nearly his entire coaching career as an assistant at UT before moving into the big chair following the departure of Gary Pinkel at the end of the 2000 season.

During his eight seasons as head coach, Amstutz led his team to victories over Michigan, No. 9 Pittsburgh, Minnesota, Kansas and Iowa State, as well as dramatic comeback wins over Marshall in the 2001 MAC Championship Game and Bowling Green in the 2004 season finale that clinched the MAC West title.



Assistant Coaches List

Name	Years	Assignment	Head Coach	Name	Years	Assignment	Head Coach			
Amstutz, Tom	1978-81	OT/Tight End	Chuck Stobart	Court, Rick	2009-	Strength/Conditioning	Tim Beckman			
	1982-83	Defensive Ends	Dan Simrell							
	1984-86	DE/Place Kickers	Dan Simrell							
	1990	LBs/Place Kickers	Nick Saban							
	1991-94	LBs/Place Kickers	Gary Pinkel							
	1995-98	Defensive Coordinator	Gary Pinkel							
	1999-00	Asst. Head Coach/ Defensive Coordinator	Gary Pinkel	Crockett, Jim	1927-29	Line	Boni Petcoff			
Anastasio, Tony	1977-78	Offensive Line	Chuck Stobart	Curtis, Johnny	1959	Graduate Assistant	Harry Larche			
Anderson, Harold	1934-35	Freshmen	Jim Nicholson	Curtis, Ron	1982-89	Defensive Coordinator Assistant Head Coach	Dan Simrell Dan Simrell			
	1936	Freshmen	Doc Spears							
Appleby, Robert	1953	Freshmen	Clair Dunn					1990	Wide Receivers	Nick Saban
	1954-55	Freshmen	Forrest England					1990	Recruiting Coordinator	Nick Saban
	1956	Backfield	Jack Morton					1990	Assistant Head Coach	Nick Saban
				1991	Wide Receivers	Gary Pinkel				
Arthur, Bruce	1977	Receivers	Chuck Stobart	Davis, Justin	2005-06	Graduate Assistant	Tom Amstutz			
Baker, Don	1969	Freshmen	Frank Lauterbur	Dawson, Dino	2001	Wide Receivers	Tom Amstutz			
Balciulis, Chuck	1958-59	Freshmen	Harry Larche	DeAngelis, James	1948	Line	J. N. Stahley			
Bascomb, Art	1974-76	Defensive Ends	Jack Murphy	Destito, Chris	1995-96	Strength/Conditioning	Gary Pinkel			
		Scouting Coordinator	Jack Murphy	Devlin, Mike	2004-05	Offensive Line	Tom Amstutz			
Beach, Bill	1946-47	Backfield	Bill Orwig	Ditsler, Donald	1954-55	Assistant Head Coach	Forrest England			
Berry, Joe	1949	Freshmen	J. N. Stahley	Donaldson, Jack	1962	Backfield	Clive H. Rush			
Binder, Chris	2003-04	Graduate Assistant	Tom Amstutz	Downing, Doug	2001-02 2003-07	Running Backs Running Backs / Recruiting Coordinator	Tom Amstutz Tom Amstutz			
Bolton, Louis	1935	Freshmen	Jim Nicholson		2008	Running Backs / Recruiting Coordinator/ Special Teams	Tom Amstutz			
Bowman, Will	1994-95	Graduate Assistant	Gary Pinkel	Dunbar, Mike	1992-96 1995-96	Offensive Coordinator Assistant Head Coach	Gary Pinkel Gary Pinkel			
Boyd, Andy	2003-04	Graduate Assistant	Tom Amstutz	Dunn, Clair*	1951	Offensive Ends/ Defensive Line	Don Greenwood			
	2005-07	Outside Linebackers	Tom Amstutz			<i>*head coach last three games</i>				
	2008	Secondary	Tom Amstutz	Dunn, Harold	1930	Freshmen	Jim Nicholson			
	2009-	High School Relations	Tim Beckman	Eberflus, Matt	1992	Student Assistant	Gary Pinkel			
Brandeberry, John	1919-20	unknown	Walt Hobt		1993	Graduate Assistant	Gary Pinkel			
Brown, Dave	1937	Freshmen	Doc Spears		1994-95	Recruiting Coordinator	Gary Pinkel			
Bruney, Zac	2007-08	Graduate Assistant	Tom Amstutz		1994-98	Outside Linebackers	Gary Pinkel			
Cahill, Leo	1956	Line	Jack Morton		1999-00	Defensive Backs	Gary Pinkel			
Cameron, Jim	1979-80	Defensive Mid-guards	Chuck Stobart	Eberele, Nick	2008	Graduate Assistant	Tom Amstutz			
		Linebackers	Chuck Stobart		2009	Graduate Assistant	Tim Beckman			
Campbell, Matt	2009-	Run-Game Coordinator/Offensive Line	Tim Beckman	Elliott, Dave	1977-78	Defensive Backs	Chuck Stobart			
Candle, Jason	2009-	Slot Receivers/TEs	Tim Beckman	Elmqvist, Grant	1997	Graduate Assistant	Gary Pinkel			
Carmon, Jim	1997	Graduate Assistant	Gary Pinkel	Fair, Chet	1971	Freshmen/Scouting	Jack Murphy			
Carr, John	2005-06	Wide Receivers	Tom Amstutz	Fernandez, Matt	1998	Graduate Assistant	Gary Pinkel			
Carson, Bob	1953	Freshmen	Clair Dunn	Finkbeiner, Carty	1963-66	Offensive Backs	Frank Lauterbur			
Christensen, Dave	1992-96	Offensive Line	Gary Pinkel	Flynn, Jim	1964-68 1969-70	Freshmen/Scouting Defensive Backs	Frank Lauterbur Frank Lauterbur			
	1997-00	Offensive Coordinator/ Offensive Line	Gary Pinkel	Ford, Cornell	1992	Graduate Assistant	Gary Pinkel			
Clash, Gary	1938-39	Freshmen	Doc Spears		1996	Recruiting Coordinator	Gary Pinkel			
					1996-00	Receivers	Gary Pinkel			
Clayton, Stanley	2006-07	Offensive Line	Tom Amstutz	Fortunato, Joe	1951-52	Line	Don Greenwood# Clair Dunn*			
	2008	Offensive Line/ Running Game Coordinator	Tom Amstutz	Friddle, Berle	1942	unknown	Doc Spears			
Clinkscale, Steve	2009-	Cornerbacks	Tim Beckman	Galayda, Dennis	1966	Graduate Assistant	Frank Lauterbur			
Cole, Lawrence	1990	Running Backs	Nick Saban	Gilbert, Joe	2001-03 2007	Offensive Line Tight Ends	Tom Amstutz Tom Amstutz			
Connelly, Dave	1926-29	unknown	Boni Petcoff	Golesh, Alex	2009-	Running Backs/ Recruiting Coordinator	Tim Beckman			
	1930	unknown	Jim Nicholson							
Cornachione, Sil	1967-70	Offensive Backs	Frank Lauterbur	Gordon, Dick	1953	Freshmen	Clair Dunn			

Assistant Coaches List

<u>Name</u>	<u>Years</u>	<u>Assignment</u>	<u>Head Coach</u>	<u>Name</u>	<u>Years</u>	<u>Assignment</u>	<u>Head Coach</u>
Graham, Ron	1973	Freshmen/Scouting	Jack Murphy	Kuligowski, Craig	1992-93	Tight Ends	Gary Pinkel
	1974-76	Offensive Backs	Jack Murphy		1994-95	Recruiting Coordinator	Gary Pinkel
Greenwood, Don	1950	Backfield	Robert Snyder		1996-00	Tight Ends/Off. Line	Gary Pinkel
						Defensive Line	Gary Pinkel
Gustafson, Larry	1977-78	Defensive Line	Chuck Stobart	Kurth, Frank	1989	Wide Receivers	Dan Simrell
Gwin, Steve	1982-85	Defensive Backs	Dan Simrell	Larche, Harry	1954	Line	Forrest England
	1986-87	Quarterbacks	Dan Simrell				
		Wide Receivers	Dan Simrell	Larson, Mark	1984-85	Strength/Conditioning	Dan Simrell
Haley, Andy	1921	unknown	Joe Dwyer	Lemle, Carl	1947	Freshmen	Bill Orwig
Hall, Mike	1961	Freshmen	Clive H. Rush	Leopold, Jeff	2003	Graduate Assistant	Tom Amstutz
Hardy, Dave	1964-67	Offensive Line	Frank Lauterbur	Lewis, Don	1968-70	Defensive Ends	Frank Lauterbur
	1968-70	Offensive Coordinator	Frank Lauterbur		1975-76	Linebackers	Frank Lauterbur
	1971	Offensive Coordinator	Jack Murphy			Offensive Line	Jack Murphy
Hayes, Bob	1946-47	Assistant Head Coach	Bill Orwig	Lister, Mark	1999-00	Graduate Assistant	Gary Pinkel
					2001	Football Operations	Tom Amstutz
Hays, Jim	1951	Freshmen	Don Greenwood/ Clair Dunn	Lowe, John Jr.	1960-61	Unknown	Clive H. Rush
Heater, Chuck	1977-78	Offensive Backs	Chuck Stobart	Lupfer, Greg	2008	Safeties	Tom Amstutz
	1979-81	Defensive Backs	Chuck Stobart				
Hecker, Jack	1960-62	unknown	Clive H. Rush	Machoukas, George	1955	Graduate Assistant	Forrest England
Hedden, Chris	1996	Graduate Assistant	Gary Pinkel	Mannie, Ken	1986-87	Strength/Conditioning	Dan Simrell
	2001-05	Tight Ends	Tom Amstutz		1990	Strength/Conditioning	Nick Saban
	2006	TE/Run Game Coord.	Tom Amstutz		1991-94	Strength/Conditioning	Gary Pinkel
	2007	Receivers/ Run Game Coordinator	Tom Amstutz	Manning, Tom	2009-	Graduate Assistant	Tim Beckman
	2008	Offensive Coordinator					
Heidelberg, Kirk	1990	Tight Ends	Nick Saban	Manyak, John	1956	Freshmen	Jack Morton
		Special Teams	Nick Saban		1957-59	Defensive Ends	Harry Larche
	1991	Tight Ends	Gary Pinkel		1957-59	Freshmen	Harry Larche
		Special Teams	Gary Pinkel	Marrow, Vince	2008	Tight Ends	Tom Amstutz
Hogan, John	1960-61	Backfield	Clive H. Rush	Martell, Gene	1956	Freshmen	Jack Morton
					1958-59	Line	Harry Larche
Hoke, Brady	1987-89	Outside Linebackers	Dan Simrell	McCartney, Tom	1962	Graduate Assistant	Clive H. Rush
					1963	Offensive Line	Frank Lauterbur
Hoogendoorn, Russ	1962	Graduate Assistant	Clive H. Rush	McConnell, Bill	1972-76	Defensive Mid-Guards	Jack Murphy
Hudson, Roy	1933-36	Freshmen	Jim Nicholson			Linebackers	Jack Murphy
Hull, Greg	1979-80	Offensive Backs	Chuck Stobart	McCray, Randall	2003-04	Linebackers	Tom Amstutz
					2005	Defensive Line	Tom Amstutz
Huston, Richard	1951-53	Backfield	Don Greenwood/ Clair Dunn	McElreavy, Larry	1989	Tight Ends	Dan Simrell
			Forrest England				
	1954-55	Freshmen	Jack Morton	McGee, Garrick	2002	Wide Receivers	Tom Amstutz
	1956	Freshmen					
Hutchison, Dave	1999-00	Graduate Assistant	Gary Pinkel	McMullen, Joe	1949	Line	J. N. Stahley
Jackson, Fred	1980	Defensive Ends	Chuck Stobart	McNutt, Richard	2007	Secondary	Tom Amstutz
	1981	Quarterbacks	Chuck Stobart				
		Wide Receivers	Chuck Stobart	Merb, Roger	1971	Offensive Backs	Jack Murphy
	1982	Wide Receivers	Dan Simrell	Merritt, Bob	1998	Graduate Assistant	Gary Pinkel
Jackson, Jim	2005	Graduate Assistant	Tom Amstutz	Meszaros, Lou	1957	Backfield	Harry Larche
Jackson, Sherrill	1983-84	Wide Receivers	Dan Simrell	Meyer, Greg	1990	Offensive Coordinator	Nick Saban
					1991	Offensive Coordinator	Gary Pinkel
Jacobs, Mike	1979	Offensive Line	Chuck Stobart	Momirovic, George	2006-07	Graduate Assistant	Tom Amstutz
Jones, Brian	1992-94	Wide Receivers	Gary Pinkel				
	1995-00	Running Backs	Gary Pinkel	Mondell, Jack	1981	Offensive Backs	Chuck Stobart
Jordan, Anthony	2007-08	Graduate Assistant	Tom Amstutz		1982-84	Offensive Backs	Dan Simrell
					1985	Offensive Backs	Dan Simrell
Kaiser, Jay	2001	Graduate Assistant	Tom Amstutz			Recruiting Coordinator	Dan Simrell
					1986-87	Inside Linebackers	Dan Simrell
Karcher, Ken	2008	Quarterbacks	Tom Amstutz		1988	Tight Ends	Dan Simrell
						Special Teams	Dan Simrell
Kish, Bryan	2002	Graduate Assistant	Tom Amstutz	Morand, Elroy	1970	Freshmen	Frank Lauterbur
Klein, Ed	1972-73	Offensive Backs	Jack Murphy	Mouch, Harold	1952-53	Freshmen	Clair Dunn
Krasula, Paul	1972-74	Offensive Line	Jack Murphy	Murphy, Dan	1997	Graduate Assistant	Gary Pinkel

Assistant Coaches List

Name	Years	Assignment	Head Coach	Name	Years	Assignment	Head Coach
Murphy, Jack	1960-62 1963-69	Defensive Line Defensive Coordinator	Clive H. Rush Frank Lauterbur	Smith, Ted	1998-99	Graduate Assistant	Gary Pinkel
Murray, Steve	1997-00 2001-08	Strength/Conditioning Strength/Conditioning	Gary Pinkel Tom Amstutz	Smith, Vern	1963-65 1966	Scouting/Freshmen Scouting/ Assistant Head Coach	Frank Lauterbur Frank Lauterbur
Nichols, Jason	2009-	Receivers	Tim Beckman	Snyder, Charlie	1970 1971-76	Wide Receivers Wide Receivers	Frank Lauterbur Jack Murphy
Nichols, Paul	2009-	Safeties/Defensive Pass Coordinator	Tim Beckman	Spence, Rob	2001-04	Offensive Coordinator/ Asst. Head Coach	Tom Amstutz
Nowack, Jerry	1959	Graduate Assistant	Harry Larche	Stalcup, Fred	1937-41	Backs	Doc Spears
Obrock, John	1981 1982-89	Offensive Line Offensive Line	Chuck Stobart Dan Simrell	Stauber, Gene	1947 1948-49 1950	Freshmen Freshmen Freshmen	Bill Orwig J. N. Stahley Robert Snyder
Orwig, Bill	1936	Ends	Doc Spears	Steckel, Dave	1992-95	Defensive Line	Gary Pinkel
Parker, Phil	1988-89 1990 1991-98	Defensive Backs Defensive Backs Defensive Backs	Dan Simrell Nick Saban Gary Pinkel	Stoltz, Jerry	1961-62	Graduate Assistant	Clive H. Rush
Parrish, Kirk	1994	Graduate Assistant	Gary Pinkel	Strahm, Dick	1970 1971-72	Defensive Coordinator Defensive Coordinator	Frank Lauterbur Jack Murphy
Pattee, John	1948-49	Backfield	J. N. Stahley	Swank, Bob	2004	Graduate Assistant	Tom Amstutz
Pees, Dean	1990 1991-93	Defensive Coordinator Defensive Coordinator	Nick Saban Gary Pinkel	Thorpe, Jerry	1963-66	Defensive Backs	Frank Lauterbur
Perles, Pat	1989 1990 1991	Defensive Line Defensive Line Defensive Line	Dan Simrell Nick Saban Gary Pinkel	Tremblay, Matt	2002	Graduate Assistant	Tom Amstutz
Pizza, Frank	1948	Freshmen	J. N. Stahley	Turner, Fred	1995	Receivers	Gary Pinkel
Powers, Howard	1955 1957-59	Backfield Backfield	Forrest England Harry Larche	Van Arsdale, Harry	1980	Offensive Line	Chuck Stobart
Rainsberger, Ellis	1990 1991 1991	Offensive Line Assistant Head Coach Offensive Line	Nick Saban Gary Pinkel Gary Pinkel	Vanyo, Andy	1932-35 1936-37	Line Line	Jim Nicholson Doc Spears
Randolph, Paul	2001	Defensive Line	Tom Amstutz	Vera, Rob	1995	Graduate Assistant	Gary Pinkel
Rasheed, Eli	2009-	Defensive Line	Tim Beckman	Volk, Brian	2001	Graduate Assistant	Tom Amstutz
Rhea, Mark	1993 2006-08	Graduate Assistant Defensive Line	Gary Pinkel Tom Amstutz	Walker, Bruce	1996-00	Tight Ends/Off. Line	Gary Pinkel
Rideout, Les	1952-53	Line	Clair Dunn	Walker, Dick	1967-68	Defensive Backs	Frank Lauterbur
Roman, George	1953	Line	Clair Dunn	Walkosky, David	1999-00 2001-04 2005-06	Outside Linebackers Outside Linebackers/ Special Teams Secondary/ Special Teams	Gary Pinkel Tom Amstutz Tom Amstutz
Rose, Tim	2005-08	Defensive Coordinator	Tom Amstutz	Walsh, Robert	1950	Line	Robert Snyder
Roskos, Greg	2005-06	Graduate Assistant	Tom Amstutz	Ward, Mike	2009-	Asst. Head Coach/ Defensive Run Coordinator/LBs	Tim Beckman
Russo, Mario	1963-67	Defensive Ends	Frank Lauterbur	Wertz, Chuck	1930-35	Backs	Jim Nicholson
Satterfield, Scott	2009-	Quarterbacks/ Passing Game Coordinator	Tim Beckman	West, Lou	2001-04	Defensive Coordinator	Tom Amstutz
Schanski, Michael	1992	Graduate Assistant	Gary Pinkel	Williams, Jimmy	2002	Defensive Line	Tom Amstutz
Schultz, Fred	2002	Graduate Assistant	Tom Amstutz	Winston, Dennis	2001-02 2003-04	Linebackers Defensive Line	Tom Amstutz Tom Amstutz
Schmakel, Warren	1946-47	Line	Bill Orwig	Winters, Paul	1986-89	Offensive Backs	Dan Simrell
Shannon, John	2003-04 2005-07	Wide Receivers Offensive Coordinator	Tom Amstutz Tom Amstutz	Wolodzko, Anthony	1948	Freshmen	J. N. Stahley
Shutt, John	1949	Freshman	J. N. Stahley	Wooley, Justin	2000	Graduate Assistant	Gary Pinkel
Simmons, Bob	1977-79	Defensive Ends	Chuck Stobart	Wright, Irvin	1971-72 1973-76	Middle Guards Linebackers Defensive Ends Tackles	Jack Murphy Jack Murphy Jack Murphy
Simms, Shawn	1991-94	Running Backs	Gary Pinkel	Yockey, Jim	1981 1982-89	Defensive Line Defensive Line	Chuck Stobart Dan Simrell
Simrell, Dan	1971-72 1973-76 1977-81	Defensive Backs Defensive Coordinator Defensive Coordinator	Jack Murphy Jack Murphy Chuck Stobart	Yost, David	1996 1997-00	Graduate Assistant Quarterbacks/ Recruiting Coordinator	Gary Pinkel Gary Pinkel
Slovak, Marty	1946	Assistant Head Coach	Bill Orwig				
Smith, Sylvester	1955 1956	Graduate Assistant Freshmen	Forrest England Forrest England				



Rockets in the Pros


*The following players were drafted or signed free agent professional contracts. Listed are the professional teams they have played for or were signed by. Players with an * indicates signed but did not make the active regular-season roster. (Last season at UT listed after player's name).*

ACTIVE PLAYERS (as of June 15, 2009)

- **BRUCE GRADKOWSKI:** 2005, Tampa Bay Buccaneers (NFL), St. Louis Rams (NFL), Oakland Raiders (NFL).
- **JOHN GRECO:** 2007, St. Louis Rams (NFL).
- **LYLE GREEN:** 2000, BC Lions (CFL).
- **BRANDON HEFFLIN:** 2002, Columbus Destroyers (Arena), Cleveland Gladiators (Arena).
- **NICK KACZUR:** 2004, New England Patriots (NFL).
- **BRETT KERN:** 2007, Denver Broncos (NFL).
- **ANTONIO MALONE:** 2005, Detroit Lions* (NFL), Green Bay Packers (NFL), Colorado Crush (Arena).
- **ANDY McCOLLUM:** 1992, Milwaukee Mustangs (Arena), New Orleans Saints (NFL), St. Louis Rams (NFL), Detroit Lions (NFL).
- **LANCE MOORE:** 2004, Cleveland Browns* (NFL), New Orleans Saints (NFL).
- **NICK MOORE:** 2008, Minnesota Vikings (NFL).
- **JALEN PARMELE:** 2007, Miami Dolphins* (NFL), Baltimore Ravens (NFL).
- **CHESTER TAYLOR:** 2001, Baltimore Ravens (NFL), Minnesota Vikings (NFL).
- **CHRIS WALLACE:** 1998, Carolina Rhinos (Arena2), Orlando Predators (Arena), Tennessee Valley Vipers (Arena2), Florida Firecats (Arena2).

NO LONGER ACTIVE

- **DARREN ANDERSON:** 1991, New England Patriots, Tampa Bay Buccaneers, Kansas City Chiefs (NFL).
- **LURLEY ARCHAMBEAU:** 1965, Atlanta Falcons (NFL).
- **AL BAKER:** 1993, Sacramento Gold Miners (CFL).
- **FRANK BAKER:** 1962, Denver Broncos (AFL), Cleveland Browns (NFL).
- **BOB BEEMER:** 1985, Detroit Lions (NFL).
- **TOM BEUTLER:** 1967, Memphis Southmen (WFL), Baltimore Colts, Cleveland Browns (NFL).
- **PATRICK BODY:** 2004, Cincinnati Bengals (NFL), Minnesota Vikings (NFL), Detroit Lions (NFL).
- **JIM BOGDALEK:** 1962, San Francisco 49ers (NFL), Montreal Alouettes (CFL).
- **TAVARES BOLDEN:** 2001, Montreal Alouettes (CFL).
- **TOMMIE BOYD:** 1994, Detroit Lions (NFL), Cincinnati Bengals (NFL); Detroit Fury (Arena).
- **BOB BRANYAN:** 1952, Calgary Stampeders (CFL).
- **MICHAEL BROUSSARD:** 2004, Toronto Argonauts* (CFL).
- **TYRONE BROWN:** 1994, Atlanta Falcons (NFL), Toronto Argonauts (CFL).
- **ED BURGIN:** 1950, Calgary Stampeders (CFL).
- **FABIAN BURKE:** 2000, Edmonton Eskimos (CFL), Ottawa



Chester Taylor, Minnesota

- Renegades (CFL).
- **JACK CAMPBELL:** 1959, Denver Broncos (AFL), Cleveland Browns (NFL).
- **LARRY CAMPBELL:** 1962, Los Angeles Rams (NFL).
- **CHARLES COLE:** 1970, Buffalo Bills (NFL).
- **EMERSON COLE:** 1949, Cleveland Browns (NFL).
- **GENE COOK:** 1957, Green Bay Packers, Detroit Lions (NFL).
- **RAY CURRY:** 1998, NY Giants* (NFL).
- **WARREN DENSMORE,** 1940, Cleveland Rams (NFL).
- **CHUCK EALEY:** 1971, Toronto Argos, Winnipeg Bombers, Hamilton Ti-Cats (CFL).
- **PAUL ELZEY:** 1967, Cincinnati Bengals (AFL).
- **JERRY EVANS,** 1990, Arizona Cardinals, Denver Broncos (NFL).
- **KELVIN FARMER:** 1986, Dallas Cowboys* (NFL).
- **CARL FORD:** 2002, Green Bay Packers (NFL), Chicago Bears (NFL), Philadelphia Eagles (NFL).
- **TODD FRANCE:** 2001, Rhein Fire (NFL-Europe), Minnesota Vikings* (NFL), New York Giants* (NFL), Hamburg Sea Devils (NFL Europe), Tampa Bay Buccaneers (NFL), Philadelphia Eagles (NFL), Philadelphia Soul (Arena), New Orleans Voodoo (Arena).
- **MACE FREEMAN:** 1998, Hamilton Ti-Cats (CFL).
- **PHIL GIBSON:** 2001, Montreal Alouettes (CFL), Saskatchewan Roughriders (CFL), Montreal Alouettes (CFL).
- **MARCUS GOODWIN:** 1992, Winnipeg Blue Bombers (CFL), Cleveland Thuderbolts (Arena).
- **JOCKO GORDON,** 1952, Los Angeles Rams (NFL).
- **DEJUAN GOULDE:** 2000, Cape Fear Wildcats (Arena).
- **JIM GRAY:** 1964, New York Jets (AFL), Philadelphia Eagles (NFL).
- **DONTA` GREENE:** 2002, Montreal Alouettes (CFL), Louisville Fire (Arena).
- **SAMEER HAMOOD:** 2001, Peoria Pirates (Arena2).

Rockets in the Pros

- **JIM HARDING**, 2000, New Jersey Gladiators (Arena).
- **TONY HARRIS**: 1970, San Francisco 49ers, Denver Broncos (NFL).
- **JIM HAYS**: 1950, Chicago Bears (NFL).
- **BOB HAYES**: 1940, Green Bay Packers (NFL).
- **RAY HAYES**: 1967, New York Jets (AFL).
- **KELLY HERNDON**, 1998, San Francisco 49ers (NFL), Barcelona Dragons (NFL-Europe), Carolina Cobras (Arena), Denver Broncos (NFL), Columbus Destroyers (Arena), Seattle Seahawks (NFL), Tennessee Titans (NFL).
- **KENNY HIGGINS**: 2004, San Diego Chargers* (NFL), Memphis Explorers (Arena2), Nashville Kats (Arena), Grand Rapids Rampage (Arena).
- **TIM INGLIS**: 1986, Green Bay Packers, (NFL).
- **RICK ISAIAH**: 1990, New York Jets, Cincinnati Bengals (NFL).
- **JEFF JACKSON**: 1981, Oakland Raiders (NFL), Michigan Panthers, Oklahoma Outlaws (USFL).
- **OLANZO JARRETT**: 2002, Edmonton Eskimos (CFL).
- **ASA JENKINS**: 1953, Cleveland Browns (NFL).
- **CURTIS JOHNSON**: 1969, Miami Dolphins (NFL).
- **BRIAN JONES**: 2002, Memphis Xplorers (Arena2), Las Vegas Gladiators (Arena), Columbus Destroyers (Arena), Manchester Wolves (Arena2).
- **BRYANT JONES**: 1983, Indianapolis Colts (NFL).
- **RICK KASER**: 1953, Detroit Lions (NFL), Winnipeg Bombers, BC Lions (CFL).
- **MIKE KENNEDY**: 1981, Buffalo Bills (NFL).
- **JASON LAMAR**: 1999, Houston Texans (NFL), Montreal Alouettes (CFL), Hamilton Ti-Cats (CFL), Edmonton Eskimos (CFL).
- **TONY LEE**: 1983, Pittsburgh Maulers (USFL).
- **WYNN LEMBRIGHT**: 1963, New York Giants (NFL).
- **GABE LINDSTROM**, 1998, Dallas Cowboys* (NFL), Cleveland Browns* (NFL).
- **GEORGE LINBERGER**: 1989, Detroit Lions (NFL), San Antonio Force (Arena), Las Vegas Sting (Arena).
- **MEL LONG, JR.**: 2000, BC Lions (CFL), Mohegan Wolves (Arena), Manchester Wolves (Arena2).
- **MEL LONG, Sr.**: 1971, Cleveland Browns (NFL).
- **CLARENCE LOVE**: 1997, Philadelphia Eagles (NFL); Baltimore Ravens (NFL), Oakland Raiders (NFL).
- **GEORGE MACHOUKAS**, 1954, Green Bay Packers (NFL).
- **FRANCIS MAHER**: 1939, Philadelphia Eagles, Pittsburgh Steelers (NFL).
- **JAMES MANUEL**, 1969, St. Louis Cardinals (NFL).
- **LOUIS MAROTTI**: 1939, NY Giants, Chicago Cardinals, Pittsburgh Steelers (NFL).
- **VINCE MARROW**: 1991, Buffalo Bills, Carolina Panthers (NFL).
- **CASEY McBETH**, 1994, Saskatchewan Roughriders (CFL).
- **ANTWON MCCRAY**: 2001, Pittsburgh Steelers* (NFL), Cologne Centurians (NFL-Europe).
- **DARRYL MEADOWS**: 1982, Houston Oilers (NFL).
- **KEVIN MEGER**: 1992, Ottawa Rough Riders (CFL), Cleveland Thunderbolts (Arena).
- **BEN MITCHELL**: 1990, Cleveland Browns (NFL).
- **AINSWORTH MORGAN**: 1993, Hamilton Ti-Cats (CFL).
- **STEVE MORGAN**, 1984, Seattle Seahawks (NFL), Arizona Wranglers (USFL).
- **ROLAND MOSS**: 1968, NE Patriots, Baltimore Colts, San Diego Chargers, Buffalo Bills (NFL).
- **KEN MOYER**: 1988, Cincinnati Bengals (NFL).
- **JERRY PALMER**: 1950, Winnipeg Blue Bombers (CFL).
- **LELAND PETE**: 1949, Detroit Lions, Green Bay Packers (NFL).
- **FRANK PIZZA**: 1947, Detroit Lions (NFL), Buffalo Bills (AAFC).
- **TONY POPP**: 1939, Brooklyn (NFL).
- **JASON RICHARDS**: 1997, Tennessee Oilers (NFL), Montreal Alouettes (CFL).
- **DAVID RIDGWAY**: 1980, Saskatchewan Roughriders (CFL).
- **KEVIN ROLLINS**: 2000, Barcelona Dragons (NFL-Europe).
- **MIKE RUSSELL**: 1983, Houston Oilers (NFL).
- **CHUCK SAMPLE**: 1940, Green Bay Packers (NFL).
- **PAUL SANDOR**: 1987, Toronto Argonauts (CFL).
- **JOHN SAUNDERS**: 1971, San Francisco 49ers, Los Angeles Rams (NFL).
- **JOHN SCHNEIDER**: 1967, Boston Patriots (NFL), Winnipeg Blue Bombers (CFL).
- **ED SCRUTCHINS**: 1962, St. Louis Cardinals (NFL).
- **DAN SIMRELL**: 1964, Cleveland Browns (NFL).
- **MARTY SLOVAK**: 1937, Cleveland Rams (NFL).
- **CHUCK STEHNO**: 1958, Ottawa Rough Riders (CFL).
- **NOAH SWARTZ**: 2002, Dallas Cowboys* (NFL).
- **GENE SWICK**, 1975, Cleveland Browns (NFL).
- **JIM THIBERT**: 1962, San Diego Chargers, Denver Broncos (AFL).
- **JOHN THOMAS**: 1986, New York Jets (NFL).
- **EMLEN TUNNELL**, 1942, New York Giants, Green Bay Packers (NFL).
- **MEL TRIPLETT**: 1954, NY Giants, Cleveland Browns, Minnesota Vikings (NFL).
- **MIKE VARAJON**: 1986, Tampa Bay Buccaneers, New York Jets (NFL).
- **COLIN WESTRICH**: 1999, Montreal Alouettes (CFL).
- **BRENT WILLIAMS**, 1985, New England Patriots, Seattle Seahawks (NFL).
- **DAN WILLIAMS**: 1992, Denver Broncos (NFL), Kansas City Chiefs (NFL).
- **FRED ZIMMERMAN**: 1965, Houston Oilers (AFL).
- **TED ZUCHOWSKI**: 1947, Pittsburgh Steelers (NFL).

Rockets in the NFL/AFL Drafts

Year	Name	Position	League	Draft Date	Team	Round	Pick
2008	John Greco	OL	NFL	Apr. 27, 2008	St. Louis	3rd	65
	Jalen Parmele	RB	NFL	Apr. 27, 2008	Miami	6th	176
2006	Bruce Gradkowski	QB	NFL	Apr. 30, 2006	Tampa Bay	6th	194
2005	Nick Kaczur	OL	NFL	Apr. 23, 2005	New England	3rd	100
2003	Carl Ford	WR	NFL	Apr. 27, 2003	Green Bay	7th	256
2002	Chester Taylor	RB	NFL	Apr. 21, 2002	Baltimore	6th	207
1998	Clarence Love	CB	NFL	Apr. 19, 1998	Philadelphia	4th	116
1993	Dan Williams	DE	NFL	Apr. 25-26, 1993	Denver	1st	11
1992	Darren Anderson	DB	NFL	Apr. 26-27, 1992	New England	4th	93
	Vince Marrow	TE	NFL	Apr. 26-27, 1992	Buffalo	11th	307
1991	Jerry Evans	TE	NFL	Apr. 21-22, 1991	Phoenix	8th	204
1986	Brent Williams	DE	NFL	Apr. 29-30, 1986	New England	7th	192
1984	Mike Russell	LB	NFL	May 1-2, 1984	Houston	9th	252
1982	Jeff Jackson	DE	NFL	Apr. 27-28, 1982	Oakland	7th	177
1976	Gene Swick	QB	NFL	Apr. 8-9, 1976	Cleveland	4th	97
1972	John Saunders	DB	NFL	Feb. 1-2, 1972	LA Rams	4th	87
	Mel Long	LB	NFL	Feb. 1-2, 1972	Cleveland	11th	278
1971	Tony Harris	RB	NFL	Jan. 28-29, 1971	San Francisco	4th	101
	Charley Cole	RB	NFL	Jan. 28-29, 1971	Buffalo	15th	369
1970	Curtis Johnson	DB	NFL	Jan. 27-28, 1970	Miami	4th	81
	James Manuel	OT	NFL	Jan. 27-28, 1970	St. Louis	6th	136
1969	Roland Moss	RB	NFL	Jan. 28-29, 1969	Baltimore	7th	181
1968	John Schneider	QB	NFL	Jan. 30-31, 1968	Boston	7th	170
	Ray Hayes	DT	NFL	Jan. 30-31, 1968	NY Jets	12th	318
	Tom Beutler	LB	NFL	Jan. 30-31, 1968	Cleveland	12th	319
1966	Fred Zimmerman	LB	AFL	Nov. 28, 1965	Houston	13th	#
	Lurley Archambeau	Center	NFL	Nov. 28, 1965	Atlanta	17th	#
1965	Jim Gray	Back	AFL	Nov. 28, 1964	NY Jets	11th	#
			NFL	Nov. 28, 1964	Philadelphia	16th	#
	Dan Simrell	QB	NFL	Nov. 28, 1964	Cleveland	14th	#
1964	Wynn Lembright	Tackle	NFL	Dec. 2, 1963	NY Giants	16th	#
1963	Frank Baker	Back	NFL	Dec. 3, 1962	Cleveland	5th	#
			AFL	Dec. 1, 1962	Denver	19th	#
	Larry Campbell	End	NFL	Dec. 3, 1962	LA Rams	15th	#
	Ed Scrutchins	End	NFL	Dec. 3, 1962	St. Louis	15th	#
	Jim Bogdalek	Tackle	NFL	Dec. 3, 1962	San Francisco	16th	#
1960	Jack Campbell	End	AFL	Nov. 22, 1959 (Rd. 1)	Denver	2nd@	#
				Dec. 2, 1959 (Rd. 2)			
			NFL	Unknown %	Cleveland	19th	#
1958	Gene Cook	End	NFL	Dec. 2, 1957	Green Bay	13th	#
1955	Mel Triplett	Back	NFL	Jan. 27-28, 1955	NY Giants	5th	#
	George Machoukas	Center	NFL	Jan. 27-28, 1955	Green Bay	15th	#
1954	Asa Jenkins	Back	NFL	Jan. 28, 1954	Cleveland	6th	#
	Rick Kaser	Back	NFL	Jan. 28, 1954	Detroit	17th	#
1953	Jocko Gordon	Tackle	NFL	Jan. 22, 1953	LA Rams	21st	#
1950	Emerson Cole	Back	NFL	Jan. 21-22, 1950	Cleveland	12th	#
1948	Ted Zuchowski	Tackle	NFL	Dec. 9, 1947	Pittsburgh	29th	#
	Frank Pizza	Tackle	NFL	Dec. 9, 1947	Detroit	27th	#
1941	Bob Hayes	End	NFL	Dec. 10, 1940	Green Bay	17th	#
	Warren Densmore	Center	NFL	Dec. 10, 1940	Cleveland	10th	#
1940	Frances Maher	Back	NFL	Dec. 9, 1939	Philadelphia	10th	#
1939	Tony Popp	End	NFL	Dec. 8, 1938	Brooklyn	20th	#

#Draft records do not indicate overall selection rankings for 1936-1966. A player's order of selection was first recorded in 1967, the year of the first combined AFL-NFL draft.

% The 1960 NFL draft was held in secret in an attempt to keep information from the upstart AFL, which was conducting its own draft.

@The first AFL draft was held in 1960 and consisted of two rounds, with each team allowed 33 selections per round. The second round was conducted only after the teams decided that they needed a wider base from which to attempt to sign players.


Bowl History

1969 Tangerine Bowl Toledo 56, Davidson 33

The Rockets headed to Orlando with much at stake: the first undefeated season in the history of the football program. The Rocket offense racked up 324 yards in total offense and put 42 points on the board in the first half. It all led to a 56-33 victory over Southern Conference champion Davidson in the 24th annual Tangerine Bowl.

Quarterback Chuck Ealey, voted the game's most valuable back, ran nine times for 83 yards and a touchdown and threw for 147 yards and three scores on 10-of-13 passing. Don Fair caught four passes for 78 yards and Cole carried 22 times for 152 yards.

The Rockets were later rewarded with a No. 20 national ranking in the final Associated Press poll.



1981 California Bowl Toledo 27, San Jose St. 25

They said it couldn't be done. There was no way that Toledo could beat a San Jose State team ranked 20th in the final UPI coaches poll. Yet when the first-ever California Bowl game was over, it was Toledo who left the field victorious, 27-25. Tony Lee's 41-yard field goal with just seconds left gave Toledo the victory.

Toledo had led in the game, 21-3, in the third quarter, but let that slip away. The Spartans took a 25-24 lead with just 52 seconds remaining, on a 35-yard touchdown pass and a two-point conversion.

The Rockets were faced with 80 yards of field ahead of them and no time outs remaining. Quarterback Maurice Hall coolly marched his offense down to the Spartan 24-yard line to set the stage for Lee's winning field goal.




1970 Tangerine Bowl Toledo 40, William & Mary 12

The Rockets looking to repeat as Tangerine Bowl champs and post a second consecutive undefeated season, but Lou Holtz's William & Mary team had other ideas and looked primed for an upset when it jumped out to a 6-0 lead and trailed by only 7-6 at halftime.

But it was all Rockets in the second half as they scored on their first four possessions.

The Rockets churned out 326 yards rushing, paced by Charles Cole (132 yards) and Tony Harris (101 yards). Toledo finished 12th in the nation in the final A.P. poll, and 14th and 17th in the Football News and UPI polls, respectively.




1984 California Bowl UNLV 30, Toledo 13*

The Rockets came up short, 30-13, against Randall Cunningham, Ickey Woods and the rest of the Runnin' Rebels. Cunningham had a stellar game, completing 18-of-28 passes for 270 yards. Woods, just a freshman at the time, led UNLV with 53 yards and one TD.

Rocket running back Steve Morgan was named Toledo's outstanding offensive player after totaling 154 yards on 31 carries, while quarterback A.J. Sager was 12-of-31 for 137 yards with one TD.

*NOTE: The contest was later forfeited to Toledo due to use of ineligible players by UNLV earlier that year.



1971 Tangerine Bowl Toledo 28, Richmond 3

For the first 15 minutes of the game, Richmond looked as if it had the ability to end Toledo's winning streak at 34 games, taking a 3-0 lead. But then quarterback Chuck Ealey and the No. 1 defense in the nation went to work.

The Rocket defense limited the Spiders to just 51 total yards of total offense in the second half, including none through the air. Richmond punted on five of its seven possessions in the second half, was stopped on fourth down on one and intercepted on the other.

Ealey completed 14-of-23 passes for 176 yards and scored from one yard out. With the victory, the Rockets ran their winning streak to 35 games, to this day the second-longest in major college football.




1995 Las Vegas Bowl Toledo 40, Nevada 37 (OT)

In a game that featured the first overtime in Division I-A football history, Toledo prevailed over Nevada, 40-37, electrifying a national TV audience on ESPN. After a field goal gave the Wolf Pack a 37-34 lead, its first of the game, the Rockets' Wasean Tait, who set four bowl records and was named co-MVP, scored the winning points on a two-yard run.

Tait set Las Vegas Bowl standards for rushing yards (185), all-purpose yards (238) and TDs (four).

The two teams battled to stand-still through regulation, with Nevada tying the game with a late field goal. Toledo won the overtime coin toss and elected to go on defense first. Nevada settled for a field goal, setting up Tait, who got the call on three of UT's four plays, the last one the game-winner. He was buried under a sea of Rockets in the victory celebration and passed out cold.



Bowl History

Outlook

Coaches

Players

Opponents

2008 Review

History

Records

University

2001 Motor City Bowl Toledo 23, Cincinnati 16


Chester Taylor ran for a Motor City Bowl-record 190 yards and scored the go-ahead touchdown on a 24-yard run with 3:23 left as Toledo defeated Cincinnati, 23-16. But it was a big play by the defense that clinched the victory for Toledo.

Cincinnati drove to the UT five-yard line, but couldn't convert on fourth-and-4 with 50 seconds left. Cincinnati's Ray Jackson bobbled a deflected pass in a crowded end zone, and senior free safety Andy Boyd then wrestled Jackson—and the ball—to the ground to seal the victory for Toledo.

Quarterback Tavares Bolden was 14-of-28 for 135 yards, but it was his legs that helped Toledo the most. He ran for 41 yards on a draw on the first play of the second half that led to a UT field goal. He tied the game late in the third quarter when he sprinted 28 yards untouched for a touchdown. For the game, Bolden ran for 99 yards, which helped the Rockets set a Motor City Bowl record with 322 yards rushing.

The victory culminated a dream season for the Rockets and first-year head coach Tom Amstutz.

"I was born on Scottwood Avenue in downtown Toledo, grew up in Toledo, went to school at UT, was an assistant coach there for many years," Amstutz said. "This is a dream come true. Words can't express how I feel. This isn't just my team, it's what I love. It's a privilege for me to be the head coach."



2004 Motor City Bowl UConn 39, Toledo 10

Quarterback Bruce Gradkowski was game. Unfortunately, his broken right hand was not. Gradkowski, who broke his throwing hand in the MAC Championship Game, tried to play in the Motor City Bowl but was ineffective and clearly in pain. As a result, the Rockets' offense stalled, and Connecticut had its way with Toledo, 39-10. Gradkowski finished 6-of-12 for 43 yards before being replaced by Marques Council. By the time Council got in the game to start the second half, UConn was up, 30-7. Council set career highs in attempts (28), completions (16) and passing yards (160).

Toledo entered the game as the favorites, but without a healthy Gradkowski it was no contest. UConn scored on six of its first seven possessions as the Rockets were held to a season-low 10 points.

Gradkowski wasn't the only Rocket to go down, as the UT training staff was kept busy throughout the entire game. Senior All-MAC free safety Patrick Body broke his right arm in the second half. Lance Moore, Toledo's all-time leading receiver, left the game in the second half with a dislocated shoulder. Senior center David Odenthal suffered a sprained left ankle in the first half, returned briefly, then sat out most of the second half.

Trinity Dawson started in place of the injured Scooter McDougale and finished with 78 yards on 19 carries.



2002 Motor City Bowl Boston College 51, Toledo 25

Boston College scored on its first six possessions on its way to a 42-18 halftime lead, effectively putting the game away and preventing the Rockets from defending their Motor City Bowl title. Toledo cut the Eagles' advantage to 21-10 when Trinity Dawson scored on a two-yard run with 10:47 remaining in the first half but UT never got any closer.

Down 28-10 with less than six minutes to go in the first half, Toledo gambled, going for it on a fourth-and-1 from its own 40, but Jones' pass fell incomplete. Boston College took possession, and on the next play, Grant Adams caught St. Pierre's pass across the middle, eluded a defender and raced into the end zone for a 35-10 lead. A one-yard TD run by Brandon Brokaw with 1:31 to go in the half made it 42-10.

Jones, the nation's percentage completion leader, connected on 27-41 passes for 331 yards with two touchdowns and two interceptions.

Wide receiver Carl Ford had a career-high 10 receptions for 112 yards, including a nine-yard touchdown pass with 24 seconds to go in the second quarter. Fellow senior Donta' Greene added four catches for 63 yards.



2005 GMAC Bowl Toledo 45, UTEP 13


Quarterback Bruce Gradkowski ended his storied collegiate career with an exclamation point, throwing five touchdown passes to lead Toledo to a convincing 45-13 win over UTEP. Fellow senior and roommate Trinity Dawson ran for 132 yards.

Toledo's defense shut down UTEP's offense at almost every turn. Linebacker Mike Alston contributed two big tackles for the Rockets to end the first half, when UTEP was threatening to cut into a 28-13 deficit. It was the last time the Miners appeared set to mount a rally.

Gradkowski, who completed 18-of-32 passes for 298 yards, was chosen as the game's MVP while Dawson (offense), Alston (defensive) and Steve Odom (special teams) also won game honors. After the game, Gradkowski summed up the sentiment of the team.

"It's been an honor to be here this week," said Gradkowski. "We were treated unbelievably by the city of Mobile. The southern hospitality has been awesome. We've never experienced anything like this. We wanted to give back to Mobile by performing the way we did. I hope we satisfied the fans out there.

"It's been a pleasure. What a way to go out. This is our championship. We are GMAC Bowl Champions."



The Record Book



All-Time Record by Season

<u>Year</u>	<u>Record</u>	<u>H</u>	<u>A</u>	<u>N</u>	<u>MAC</u>	<u>Year</u>	<u>Record</u>	<u>H</u>	<u>A</u>	<u>N</u>	<u>MAC</u>
1917	0-3	—	0-3	—		1972	6-5	3-2	3-3	—	2-3
1918	1-1	—	—	—		1973	3-8	3-2	0-6	—	1-4
1919	2-4	—	—	—		1974	6-5	3-3	3-2	—	3-2
1920	0-3	—	—	—		1975	5-6	3-2	1-4	1-0	4-4
1921	3-5	—	—	—		1976	3-8	3-2	0-6	—	2-6
1922	2-2-3	2-0-2	0-2-1	—		1977	2-9	1-5	1-4	—	2-7
1923	6-4	6-1	0-3	—		1978	2-9	1-4	1-5	—	2-7
1924	5-3	2-0	3-3	—		1979	7-3-1	4-0-1	3-3	—	7-1-1
1925	1-8	0-4	1-4	—		1980	4-7	3-2	1-5	—	3-6
1926	3-5	2-1	1-4	—		1981	9-3	5-0	3-3	1-0	8-1
1927	5-2	3-1	2-1	—		1982	6-5	4-1	2-4	—	5-4
1928	1-6	1-2	0-4	—		1983	9-2	5-1	4-1	—	7-2
1929	4-2-1	2-1-1	2-1	—		1984	9-2-1	5-0	3-2-1	1-0	7-1-1
1930	2-5-1	1-1	1-4-1	—		1985	4-7	3-2	1-5	—	3-6
1931	<i>no football</i>					1986	7-4	5-0	2-4	—	5-3
1932	3-4	—	—	—		1987	3-7-1	3-2	0-5-1	—	3-4-1
1933	4-2-2	3-1-1	1-1-1	—		1988	6-5	5-1	1-4	—	4-4
1934	5-3	3-2	2-1	—		1989	6-5	5-0	1-5	—	6-2
1935	6-2-1	4-1-1	2-1	—		1990	9-2	5-1	4-1	—	7-1
1936	2-6	2-3	0-3	—		1991	5-5-1	3-2-1	2-3	—	4-3-1
1937	6-3	4-1	2-2	—		1992	8-3	4-1	4-2	—	5-3
1938	6-3-1	4-0-1	2-3	—		1993	4-7	3-3	1-4	—	3-5
1939	7-3	5-1	2-2	—		1994	6-4-1	4-1-1	2-3	—	4-3-1
1940	6-3	4-1	2-2	—		1995	11-0-1	5-0	5-0-1	1-0	7-0-1
1941	7-4	3-2	4-2	—		1996	7-4	4-2	3-2	—	6-2
1942	4-4-1	4-2#	0-2-1	—		1997	9-3	5-0	4-3	—	7-1
1943	<i>no football</i>					1998	7-5	5-1	2-4	—	6-2
1944	<i>no football</i>					1999	6-5	4-3	2-2	—	5-3
1945	<i>no football</i>					2000	10-1	6-0	4-1	—	6-1
1946	6-2-2	4-1-1	2-1-1	—		2001	10-2	6-0	3-2	1-0	5-2
1947	9-2	7-1	2-1	—		2002	9-5	5-1	4-3	0-1	7-1
1948	5-6	3-5	2-1	—		2003	8-4	6-0	2-4	—	6-2
1949	6-4	4-3	2-1	—		2004	9-4	5-0	3-3	1-1	7-1
1950	4-5	3-3	1-2	—		2005	9-3	4-1	4-2	1-0	6-2
1951	6-4	5-1	1-3	—		2006	5-7	4-2	1-5	—	3-5
1952	4-5	3-2	1-3	—	1-4	2007	5-7	5-2	0-5	—	3-5
1953	3-6	1-4	2-2	—	2-3	2008	3-9	1-5	2-4	—	2-6
1954	6-2-1	4-1	2-1-1	—	3-2						
1955	3-5-1	2-2-1	1-3	—	2-4						
1956	1-7-1	0-4-1	1-3	—	1-5						
1957	5-4	5-0	0-4	—	3-2						
1958	4-5	3-2	1-3	—	1-4						
1959	2-6-1	2-4	0-2-1	—	0-6						
1960	2-7	2-3	0-4	—	0-6						
1961	3-7	2-3	1-4	—	2-4						
1962	3-6	1-3	2-3	—	1-5						
1963	2-7	2-3	0-4	—	1-5						
1964	2-8	0-5	2-3	—	1-5						
1965	5-5	4-1	1-4	—	2-4						
1966	2-7-1	2-2-1	0-5	—	1-5						
1967	9-1	5-1	4-0	—	5-1						
1968	5-4-1	2-2-1	3-2	—	3-2-1						
1969	11-0	5-0	5-0	1-0	5-0						
1970	12-0	6-0	5-0	1-0	5-0						
1971	12-0	5-0	6-0	1-0	5-0						

Overall Record: 460-385-24 (.543)

MAC Record: 217-182-7 (.543)

Home: 267-124-10 (.678)*

In Glass Bowl: 251-115-8 (.682)

Away: 152-209-9 (.423)*

Neutral: 10-3 (.769)*

**Home and road totals do not include seasons prior to 1933 (records are incomplete).*

Last five home games of 1942 were played at Swayne Field.

Conference Affiliations

1917-20: Independent

1921-30: Northwest Ohio League

1932-47: Ohio Athletic Conference

1948-51: Independent

1952-present: Mid-American Conference

Coaching Records by Season

Year	Coach	W	L	T	Pct.
1917	John Brandeberry	0	3	0	.000
1 year	John Brandeberry	0	3	0	.000
1918	James Baxter	1	1	0	.500
1 year	James Baxter	1	1	0	.500
1919	Walt Hobt	2	4	0	.333
1920	Walt Hobt	0	3	0	.000
2 years	Walt Hobt	2	7	0	.222
1921	Joseph Dwyer	3	5	0	.375
1922	Joseph Dwyer	2	2	3	.500
2 years	Joseph Dwyer	5	7	3	.433
1923	James Dwyer	6	4	0	.600
1924	James Dwyer	5	3	0	.625
1925	James Dwyer	1	8	0	.111
3 years	James Dwyer	12	15	0	.444
1926	Boni Petcoff	3	5	0	.375
1927	Boni Petcoff	5	2	0	.714
1928	Boni Petcoff	1	6	0	.167
1929	Boni Petcoff	4	2	1	.643
4 years	Boni Petcoff	13	15	1	.466
1930	Jim Nicholson	2	5	1	.313
1931	<i>No team - (lack of funds)</i>				
1932	Jim Nicholson	3	4	0	.429
1933	Jim Nicholson	4	2	2	.625
1934	Jim Nicholson	5	3	0	.625
1935	Jim Nicholson	6	2	1	.722
5 years	Jim Nicholson	20	16	4	.550
1936	Doc Spears	2	6	0	.250
1937	Doc Spears	6	3	0	.667
1938	Doc Spears	6	3	1	.650
1939	Doc Spears	7	3	0	.700
1940	Doc Spears	6	3	0	.667
1941	Doc Spears	7	4	0	.636
1942	Doc Spears	4	4	1	.500
7 years	Doc Spears	38	26	2	.591
1943	<i>No football (WW II)</i>				
1944	<i>No football (WW II)</i>				
1945	<i>No football (WW II)</i>				
1946	Bill Orwig	6	2	2	.700
1947	Bill Orwig	9	2	0	.818
2 years	Bill Orwig	15	4	2	.762
1948	J. N. Stahley	5	6	0	.455
1949	J. N. Stahley	6	4	0	.600
2 years	J. N. Stahley	11	10	0	.524
1950	Robert Snyder	4	5	0	.444
1 year	Robert Snyder	4	5	0	.444
1951	Don Greenwood	4	3	0	.571
1 year	Don Greenwood	4	3	0	.571
1951	Clair Dunn	2	1	0	.667
1952	Clair Dunn	4	5	0	.444
1953	Clair Dunn	3	6	0	.333
2+ years	Clair Dunn	9	12	0	.429
1954	Forrest England	6	2	1	.722
1955	Forrest England	3	5	1	.389
2 years	Forrest England	9	7	2	.556

Year	Coach	W	L	T	Pct.
1956	Jack Morton	1	7	1	.167
1 year	Jack Morton	1	7	1	.167
1957	Harry Larche	5	4	0	.556
1958	Harry Larche	4	5	0	.444
1959	Harry Larche	2	6	1	.278
3 years	Harry Larche	11	15	1	.426
1960	Clive Rush	2	7	0	.222
1961	Clive Rush	3	7	0	.300
1962	Clive Rush	3	6	0	.333
3 years	Clive Rush	8	20	0	.286
1963	Frank Lauterbur	2	7	0	.222
1964	Frank Lauterbur	2	8	0	.250
1965	Frank Lauterbur	5	5	0	.500
1966	Frank Lauterbur	2	7	1	.250
1967	Frank Lauterbur	9	1	0	.900
1968	Frank Lauterbur	5	4	1	.550
1969	Frank Lauterbur	11	0	0	1.000
1970	Frank Lauterbur	12	0	0	1.000
8 years	Frank Lauterbur	48	32	2	.598
1971	Jack Murphy	12	0	0	1.000
1972	Jack Murphy	6	5	0	.545
1973	Jack Murphy	3	8	0	.273
1974	Jack Murphy	6	5	0	.545
1975	Jack Murphy	5	6	0	.455
1976	Jack Murphy	3	8	0	.273
6 years	Jack Murphy	35	32	0	.522
1977	Chuck Stobart	2	9	0	.222
1978	Chuck Stobart	2	9	0	.222
1979	Chuck Stobart	7	3	1	.682
1980	Chuck Stobart	4	7	0	.364
1981	Chuck Stobart	9	3	0	.750
5 years	Chuck Stobart	24	31	1	.438
1982	Dan Simrell	6	5	0	.545
1983	Dan Simrell	9	2	0	.818
1984	Dan Simrell	9	2	1	.792
1985	Dan Simrell	4	7	0	.364
1986	Dan Simrell	7	4	0	.636
1987	Dan Simrell	3	7	1	.318
1988	Dan Simrell	6	5	0	.545
1989	Dan Simrell	6	5	0	.545
8 years	Dan Simrell	50	37	2	.573
1990	Nick Saban	9	2	0	.818
1 year	Nick Saban	9	2	0	.818
1991	Gary Pinkel	5	5	1	.500
1992	Gary Pinkel	8	3	0	.727
1993	Gary Pinkel	4	7	0	.364
1994	Gary Pinkel	6	4	1	.591
1995	Gary Pinkel	11	0	1	.958
1996	Gary Pinkel	7	4	0	.636
1997	Gary Pinkel	9	3	0	.750
1998	Gary Pinkel	7	5	0	.583
1999	Gary Pinkel	6	5	0	.545
2000	Gary Pinkel	10	1	0	.909
10 years	Gary Pinkel	73	37	3	.659
2001	Tom Amstutz	10	2	0	.833
2002	Tom Amstutz	9	5	0	.643
2003	Tom Amstutz	8	4	0	.667
2004	Tom Amstutz	9	4	0	.692
2005	Tom Amstutz	9	3	0	.750
2006	Tom Amstutz	5	7	0	.417
2007	Tom Amstutz	5	7	0	.417
2008	Tom Amstutz	3	9	0	.250
8 years	Tom Amstutz	58	41	0	.586



All-Time Coaching Records

Coaching Victory Leaders

	W	L	T	Pct.
1. Gary Pinkel (1991-00)	73	37	3	.659
2. Tom Amstutz (2001-08)	58	41	0	.586
3. Dan Simrell (1982-89)	50	37	2	.573
4. Frank Lauterbur (1963-70)	48	32	2	.598
5. Dr. C. W. Spears (1936-42)	38	26	2	.591
6. Jack Murphy (1971-76)	35	32	0	.522
7. Chuck Stobart (1977-81)	24	31	1	.438
8. Jim Nicholson (1930, 1932-35)	20	16	4	.550
9. Bill Orwig (1946-47)	15	4	2	.762
10. Boni Petcoff (1926-29)	13	15	1	.466

Coaches by Winning Percentages

	W	L	T	Pct.
Nick Saban (1990)	9	2	0	.818
Bill Orwig (1946-47)	15	4	2	.762
Gary Pinkel (1991-00)	73	37	3	.659
Frank Lauterbur (1963-70)	48	32	2	.598
Dr. C. W. Spears (1936-42)	38	26	2	.591
Tom Amstutz (2001-08)	58	41	0	.586
Dan Simrell (1982-89)	50	37	2	.573
Don Greenwood (1951)	4	3	0	.571
Forrest England (1954-55)	9	7	2	.556
Jim Nicholson (1930, 1932-35)	20	16	4	.550
J. N. Stahley (1948-49)	11	10	0	.524
Jack Murphy (1971-76)	35	32	0	.522
James Baxter (1918)	1	1	0	.500
Boni Petcoff (1926-29)	13	15	1	.466
James Dwyer (1923-25)	12	15	0	.444
Robert Snyder (1950)	4	5	0	.444
Chuck Stobart (1977-81)	24	31	1	.438
Joseph Dwyer (1921-22)	5	7	3	.433
Clair Dunn (1951-53)	9	12	0	.429
Harry Larche (1957-59)	11	15	1	.426
Clive Rush (1960-62)	8	20	0	.286
Walt Hobt (1919-20)	2	7	0	.222
Jack Morton (1956)	1	7	1	.167
John Brandeberry (1917)	0	3	0	.000

Top 10 Seasons in Toledo History

	W	L	T	Pct.
1. Frank Lauterbur, 1970	12	0	0	1.000
Jack Murphy, 1971	12	0	0	1.000
3. Frank Lauterbur, 1969	11	0	0	1.000
4. Gary Pinkel, 1995	11	0	1	.958
5. Gary Pinkel, 2000	10	1	0	.909
6. Frank Lauterbur, 1967	9	1	0	.900
7. Tom Amstutz, 2001	10	2	0	.833
8. Bill Orwig, 1947	9	2	0	.818
Dan Simrell, 1983	9	2	0	.818
Nick Saban, 1990	9	2	0	.818

Coaching Records — Home/Away*

	Overall Record				Home Record				Away Record*				MAC Record			
	W	L	T	PCT	W	L	T	PCT	W	L	T	PCT	W	L	T	PCT
Doc Spears (1936-42)	38	26	2	.591	26	10	1	.716	12	16	1	.431	-	-	-	—
Bill Orwig (1946-47)	15	4	2	.762	11	2	1	.821	4	2	1	.643	-	-	-	—
J. N. Stahley (1948-49)	11	10	0	.524	7	8	0	.467	4	2	0	.667	-	-	-	—
Robert Snyder (1950)	4	5	0	.444	3	3	0	.500	1	2	0	.333	-	-	-	—
Don Greenwood (1951)	4	3	0	.571	3	1	0	.750	1	2	0	.333	-	-	-	—
Clair Dunn (1951-53)	9	12	0	.429	6	6	0	.500	3	6	0	.333	3	7	0	.300
Forrest England (1954-55)	9	7	2	.556	6	3	1	.650	3	4	1	.438	5	6	0	.455
Jack Morton (1956)	1	7	1	.167	0	4	1	.100	1	3	0	.250	1	5	0	.167
Harry Larche (1957-59)	11	15	1	.426	10	6	0	.625	1	9	1	.136	4	12	0	.250
Clive Rush (1960-62)	8	20	0	.286	5	9	0	.357	3	11	0	.214	3	15	0	.167
Frank Lauterbur (1963-70)	48	32	2	.598	26	14	2	.643	22	18	0	.550	23	22	1	.511
John Murphy (1971-76)	35	32	0	.522	20	11	0	.645	15	21	0	.417	17	19	0	.472
Chuck Stobart (1977-81)	24	31	1	.438	14	11	1	.558	10	20	0	.333	22	22	1	.500
Dan Simrell (1982-89)	50	37	2	.573	35	7	0	.833	15	30	2	.340	40	26	2	.603
Nick Saban (1990)	9	2	0	.818	5	1	0	.833	4	1	0	.800	7	1	0	.875
Gary Pinkel (1991-00)	73	37	3	.659	44	13	2	.750	28	24	1	.538	53	23	3	.690
Tom Amstutz (2001-08)	58	41	0	.586	36	11	0	.766	22	30	0	.423	39	24	0	.619

*Neutral site results included in away game totals

Season Results (1917-31)

1917 (0-3)

Coach: John Brandeberry

UT	Opp.
10/10 0 Detroit (A)	145 L
10/20 0 Ohio Northern (A)	90 L
NA 0 Findlay (A)	27 L

1918 (1-1)

Coach: James Baxter

UT	Opp.
NA 19 Defiance	12 W
NA 18 Hillsdale	31 L

1919 (2-4)

Coach: Walt Hobt

UT	Opp.
9/27 0 Ohio Northern	13 L
10/3 6 Bowling Green (A)	0 W
NA 0 Western Reserve	19 L
10/19 6 Adrian	27 L
NA 12 Defiance	6 W
NA 7 Wayne State (H)	8 L

1920 (0-3)

Coach: Walt Hobt

UT	Opp.
9/25 7 Western Reserve (A)	17 L
10/1 0 Wooster (H)	36 L
10/7 0 Wayne State (A)	14 L
10/16 Adrian (A) cancelled	
10/30 Bowling Green (A) cancelled	
11/6 Michigan State (A) cancelled	
11/13 Ohio Northern (H) cancelled	

1921 (3-5)

Coach: Joseph Dwyer

UT	Opp.
9/24 0 Cincinnati (A)	20 L
10/8 46 Findlay (A)	0 W
10/15 40 Defiance (H)	0 W
10/22 0 Adrian (A) <i>(forfeit)</i>	1 L
10/29 7 Bowling Green (H)	20 L
11/5 1 Baldwin-Wallace <i>(forfeit)</i>	0 W
11/11 0 Bluffton (A)	14 L
11/19 0 Wayne State (H)	13 L

1922 (2-2-3)

Coach: Joseph Dwyer

UT	Opp.
10/7 0 Defiance (A)	7 L
10/14 0 Alma (H)	0 T
10/20 6 Hillsdale (H)	0 W
11/4 6 Bowling Green (A)	6 T
11/11 3 Muskingum (H)	0 W
11/18 2 Wayne State (A)	6 L
11/24 0 Baldwin-Wallace (H)	0 T

1923 (6-4)

Coach: James Dwyer

NWO League Champs		UT	Opp.
9/29	12	Carnegie Tech (A)	32 L
10/6	13	Eastern Michigan (H)	0 W
10/13	3	Akron (A)	10 L
10/19	26	Defiance (H)	0 W
10/27	27	Bowling Green (H)	0 W
11/3	87	Findlay (H)	0 W
11/10	32	Grand Rapids (H)	0 W
11/17	38	Wayne State (H)	0 W
11/24	19	Hillsdale (A)	32 L
12/1	0	Notre Dame Reserves (H)	31 L

1924 (5-3)

Coach: James Dwyer

UT	Opp.
10/4 7 Eastern Michigan (A)	0 W
10/11 0 Carnegie Tech (A)	54 L
10/25 12 Bowling Green (A)	7 W
NA 19 Hillsdale (H)	0 W
11/1 6 Assumption (H)	0 W
11/8 6 Dayton (A)	52 L
11/15 27 Wayne State (A)	0 W
11/22 7 Akron (A)	14 L

1925 (1-8)

Coach: James Dwyer

UT	Opp.
9/26 0 Western Reserve (H)	14 L
10/3 0 Buffalo (A)	2 L
10/10 6 Dayton (H)	29 L
10/17 0 Ohio (H)	7 L
10/31 2 Assumption (A)	6 L
11/7 0 Michigan State (A)	58 L
11/11 20 Findlay (A)	0 W
11/14 0 Wayne State (H)	23 L
11/21 0 Louisville (A)	34 L

1926 (3-5)

Coach: Boni Petcoff

UT	Opp.
10/2 0 Alma (A)	19 L
10/9 14 Hillsdale (H)	26 L
10/16 0 Defiance (A)	12 L
10/23 7 Bluffton (H)	13 L
10/30 7 Findlay (H)	0 W
11/6 6 Xavier (A)	69 L
11/13 14 Wayne State (A)	7 W
11/20 33 Buffalo (H)	7 W

1927 (5-2)

Coach: Boni Petcoff

NWO League Champs		UT	Opp.
10/1	0	Alma (H)	30 L
10/8	19	Hillsdale (H)	0 W
10/15	13	Wayne State (H)	0 W
10/22	6	Bluffton (A)	0 W
11/4	16	Defiance (H)	7 W
11/11	34	Findlay (A)	0 W
11/18	0	Wittenberg (A)	25 L

1928 (1-6)

Coach: Boni Petcoff

UT	Opp.
10/5 31 Findlay (H)	9 W
10/13 0 Central Michigan (A)	13 L
10/20 0 Bowling Green (A)	14 L
10/27 0 Defiance (A)	15 L
11/3 6 Wayne State (A)	13 L
11/9 9 Bluffton (H)	33 L
11/17 0 Michigan "B" Team (H)	33 L

1929 (4-2-1)

Coach: Boni Petcoff

NWO League Co-Champs		UT	Opp.
9/28	0	Akron (H)	26 L
10/12	7	Findlay (A)	0 W
10/26	0	Bowling Green (H)	0 T
11/2	7	Bluffton (A)	0 W
11/9	17	Wayne State (H)	0 W
11/16	12	Central Michigan (A)	31 L
11/23	25	Defiance (H)	13 W

1930 (2-5-1)


Coach: Jim Nicholson

UT	Opp.
9/27 0 Akron (A)	41 L
10/4 0 Ohio Northern (A)	6 L
10/11 12 Defiance (A)	13 L
10/17 6 Findlay (A)	20 L
10/24 0 Heidelberg (H)	58 L
11/1 0 Bowling Green (A)	0 T
11/8 14 Bluffton (H)	0 W
11/22 18 Wayne State (A)	0 W

1931 No football team - lack of funds



Season Results (1932-41)



Action at the Glass Bowl from the 1938 season. Note the glassblock press box.

1932 (3-4)

Coach: Jim Nicholson

UT	Opp.	UT	Opp.
10/1 18	Capital (H)	0	W
10/8 0	Wayne State (H)	3	L
10/15 0	Heidelberg (A)	12	L
10/22 6	Marietta (H)	0	W
10/28 0	Ohio St. "B" Team (H)	6	L
11/5 6	Bowling Green (A)	12	L
11/12 12	Otterbein	7	W

1933 (4-2-2)

Coach: Jim Nicholson

UT	Opp.	UT	Opp.
9/30 2	Capital (A)	7	L
10/7 0	Wayne State (A)	0	T
10/14 29	Defiance (H)	6	W
10/21 12	Kenyon (A)	0	W
10/28 25	Bowling Green (H)	7	W
11/4 6	Heidelberg (H)	6	T
11/11 13	John Carroll (H)	33	L
11/18 12	Otterbein (H)	7	W

1934 (5-3)

Coach: Jim Nicholson

UT	Opp.	UT	Opp.
9/29 20	Capital (H)	0	W
10/6 0	Western Reserve (H)	7	L
10/13 19	Louisville (H)	7	W
10/20 40	Kenyon (H)	0	W
10/27 0	Buffalo (A)	8	L
11/3 22	Bowling Green (A)	0	W
11/10 9	Muskingum (A)	0	W
11/23 13	Case (H)	33	L

1935 (6-2-1)

Coach: Jim Nicholson

UT	Opp.	UT	Opp.
9/28 0	Capital (H)	6	L
10/5 0	Boston (A)	6	L
10/12 0	Haskell Institute (H)	0	T
10/19 18	Case (A)	7	W
10/26 13	Denison (H)	0	W
11/1 63	Bowling Green (H)	0	W
11/9 41	Louisville (A)	7	W
11/16 19	Buffalo (H)	6	W
11/23 31	Heidelberg (H)	0	W

1936 (2-6)

Coach: Dr. C.W. Spears

UT	Opp.	UT	Opp.
10/3 32	Findlay (H)	0	W
10/10 0	Boston (H)	6	L
10/17 6	Denison (A)	9	L
10/24 0	Western Reserve (H)	14	L
10/31 6	Wayne State (H)	9	L
11/7 0	Miami (A)	13	L
11/14 0	Heidelberg (A)	7	L
11/21 50	Otterbein (H)	0	W

1937 (6-3)

Coach: Dr. C.W. Spears

UT	Opp.	UT	Opp.
9/27 26	Bluffton (H)	0	W
10/2 19	Georgetown (Ky.) (H)	0	W
10/9 6	Ohio Wesleyan (A)	0	W
10/16 7	Akron (H)	21	L
10/23 13	Miami (H)	7	W
10/30 39	Wayne State (A)	19	W
11/6 12	Dayton (H)	7	W
11/13 0	West Virginia (A)	34	L
11/20 6	Xavier (A)	8	L

1938 (6-3-1)

Coach: Dr. C.W. Spears

UT	Opp.	UT	Opp.
9/24 13	West Liberty (H)	0	W
10/1 26	St. Joseph (H)	0	W
10/8 26	Ohio Wesleyan (H)	0	W
10/15 13	Dayton (A)	17	L
10/22 13	Marshall (H)	7	W
10/29 39	Wayne State (A)	20	W
11/5 6	John Carroll (H)	6	T
11/12 7	Akron (A)	13	L
11/24 0	Xavier (A)	13	L
12/2 13	St. Mary's (Tex.) (A)	7	W

1939 (7-3)

Coach: Dr. C.W. Spears

UT	Opp.	UT	Opp.
9/23 39	Valparaiso (H)	0	W
9/30 19	Detroit Tech (H)	6	W
10/7 20	St. Mary's (Tex.) (H)	12	W
10/14 26	North Dakota (H)	7	W
10/20 6	Scranton (A)	7	L
10/28 6	Western Michigan (H)	0	W
11/4 20	John Carroll (A)	0	W
11/11 12	Marshall (A)	14	L
11/18 12	Long Island (H)	13	L
11/23 20	Xavier (A)	0	W

1940 (6-3)

Coach: Dr. C.W. Spears

UT	Opp.	UT	Opp.
9/28 21	Detroit Tech (H)	3	W
10/5 34	Davis-Elkins (H)	12	W
10/12 7	Marshall (H)	6	W
10/19 0	Scranton (H)	6	L
10/26 12	Western Michigan (A)	0	W
11/2 33	John Carroll (H)	12	W
11/8 12	Baldwin-Wallace (A)	14	L
11/16 20	Butler (A)	6	W
11/23 7	Long Island (A)	19	L

1941 (7-4)

Coach: Dr. C.W. Spears

UT	Opp.	UT	Opp.
9/27 0	St. Joseph (H)	3	L
10/4 55	Detroit Tech (H)	0	W
10/11 7	Marshall (A)	33	L
10/18 20	John Carroll (A)	0	W
10/25 0	Western Michigan (A)	34	L
11/2 9	Illinois Wesleyan (A)	0	W
NA 39	Camp Shelby (H)	0	W
11/8 2	Butler (H)	18	L
11/15 27	Baldwin Wallace (H)	7	W
11/22 14	Bradley (A)	6	W
11/27 22	Jefferson Barracks (A)	21	W

Season Results (1942-52)

1942 (4-4-1)

Coach: Dr. C.W. Spears

UT	Opp.
9/26 26 Kent State (H)	14 W
10/3 26 Illinois Wesleyan (H)*	0 W
10/10 0 Western Michigan (H)*	13 L
10/16 6 John Carroll (A)	6 T
10/24 7 Marshall (H)*	0 W
10/31 0 U.S. Coast Guard (H)*	26 L
11/7 0 Butler (A)	12 L
11/14 12 Youngstown State (A)	30 L
11/21 14 Bradley (H)*	13 W

*played at Swayne Field

1943-45 - No football-World War II

1946 (6-2-2)

Coach: Bill Orwig

UT	Opp.
9/28 14 Western Reserve (H)	14 T
10/5 42 Case (H)	14 W
10/12 14 Marshall (A)	14 T
10/19 13 Dayton (H)	20 L
10/26 33 Akron (A)	19 W
11/2 28 John Carroll (H)	19 W
11/11 14 Wayne State (H)	6 W
11/16 14 Baldwin Wallace (A)	7 W
11/23 7 Wichita St. (A)	13 L
12/7 21 Bates (H)%	12 W

% First Glass Bowl Game

1947 (9-2)

Coach: Bill Orwig


UT	Opp.
9/20 40 Great Lakes (H)	0 W
9/27 41 Case (H)	0 W
10/4 14 John Carroll (H)	35 L
10/11 21 Youngstown State (H)	7 W
10/18 14 Dayton (A)	13 W
10/25 38 Akron (H)	7 W
11/1 14 Baldwin-Wallace (H)	6 W
11/8 7 Wayne State (A)	0 W
11/15 33 South Dakota St. (H)	12 W
11/22 13 Canisius (A)	21 L
12/6 20 New Hampshire (H)%	14 W

% Second Glass Bowl Game

1948 (5-6)

Coach: J.N. Stahley

UT	Opp.
9/18 42 Bates (H)	0 W
9/24 0 Detroit (A)	36 L
10/2 20 John Carroll (H)	46 L
10/9 6 Bowling Green (H)	21 L
10/16 0 Dayton (H)	20 L



A view of the 1946 Glass Bowl Game vs. Bates College from the old press box. Bates showed up in home whites, forcing the Rockets to borrow blue jerseys from the University of Michigan for the contest.

10/23 21 Springfield (A)	14 W
10/30 14 Baldwin-Wallace (H)	20 L
11/6 27 Wayne State (H)	14 W
11/13 21 Canisius (H)	26 L
11/20 28 New Hampshire (A)	14 W
12/4 27 Oklahoma City (H)%	14 W

% Third Glass Bowl Game

1949 (6-4)

Coach: J.N. Stahley

UT	Opp.
9/25 26 Loras (H)	35 L
10/1 14 John Carroll (H)	28 L
10/8 20 Bowling Green (H)	19 W
10/15 14 Dayton (A)	47 L
10/22 42 Springfield (H)	14 W
10/29 48 Oklahoma City (H)	7 W
11/5 37 Wayne State (A)	7 W
11/12 56 North Dakota (H)	6 W
11/19 48 New Hampshire (A)	14 W
12/3 13 Cincinnati (H)%	33 L

% Fourth Glass Bowl Game

1950 (4-5)

Coach: Robert Snyder

UT	Opp.
9/24 32 Pittsburgh State (H)	14 W
9/30 0 John Carroll (H)	41 L
10/7 19 Western Michigan (A)	54 L
10/14 13 Dayton (H)	14 L
10/21 32 Bradley (A)	20 W
10/28 14 Bowling Green (H)	39 L
11/4 27 Western Reserve (H)	7 W
11/10 7 St. Bonaventure (A)	38 L
11/17 56 Wayne State (H)	7 W

1951 (6-4)

Coach: Don Greenwood (7), Clair Dunn (3)

UT	Opp.
9/15 88 Davis-Elkins (H)	0 W
9/22 32 Detroit (A)	34 L
9/29 6 Western Michigan (H)	14 L
10/6 26 John Carroll (H)	12 W
10/13 7 Dayton (A)	47 L
10/20 32 Marshall (H)	14 W
10/27 12 Bowling Green (A)	6 W
11/3 13 Ohio (H)	6 W
11/10 38 Bradley (H)	13 W
11/22 6 Xavier (A)	32 L

1952 (4-5) (1-4 MAC, T-6th)

Coach: Clair Dunn

UT	Opp.
9/20 6 Eastern Kentucky (H)	7 L
9/27 10 Western Reserve (H)	9 W
10/4 20 Ohio (A)	22 L
10/11 6 John Carroll (H)	3 W
10/18 14 Western Michigan (A)	19 L
10/25 19 Bowling Green (H)	29 L
11/1 13 Miami (A)	27 L
11/8 20 Bradley (H)	14 W
11/15 24 Youngstown State (A)	21 W

Season Results (1953-64)

1953 (3-6) (2-3 MAC, 4th)

Coach: Clair Dunn

UT	Opp.	UT	Opp.
9/19 0	Ohio (H)	26	L
9/26 20	Western Reserve (A)	21	L
10/3 13	Fort Belvoir (H)	62	L
10/10 7	Cincinnati (A)	41	L
10/17 19	Western Michigan (H)	7	W
10/24 20	Bowling Green (A)	19	W
10/31 0	Miami (H)	81	L
11/7 27	Bradley (A)	12	W
11/14 7	John Carroll (H)	36	L

1954 (6-2-1) (3-2 MAC, 4th)

Coach: Forrest England

UT	Opp.	UT	Opp.
9/18 27	Muskingum (H)	6	W
9/25 7	Western Reserve (H)	12	L
10/2 20	Ohio (A)	28	L
10/9 7	John Carroll (H)	6	W
10/16 19	Western Michigan (A)	7	W
10/23 38	Bowling Green (H)	7	W
10/30 13	Eastern Kentucky (A)	13	T
11/6 47	Baldwin Wallace (H)	13	W
11/12 27	Marshall (A)	21	W

1955 (3-5-1) (2-4 MAC, 5th)

Coach: Forrest England

UT	Opp.	UT	Opp.
9/17 6	Eastern Kentucky (H)	6	T
9/23 12	Detroit (A)	7	W
10/1 13	Ohio (H)	34	L
10/8 0	Miami (A)	47	L
10/15 6	Western Michigan (H)	0	W
10/22 0	Bowling Green (A)	39	L
11/5 0	Kent State (H)	27	L
11/12 27	Marshall (H)	13	W
11/19 13	Louisville (A)	33	L

1956 (1-7-1) (1-5 MAC, 7th)

Coach: Jack Morton

UT	Opp.	UT	Opp.
9/15 6	Eastern Kentucky (H)	12	L
9/22 12	Louisville (H)	27	L
9/29 19	Ohio (A)	13	W
10/6 14	Miami (H)	33	L
10/13 15	Western Michigan (A)	26	L
10/20 12	Bowling Green (H)	34	L
11/3 6	Kent State (A)	52	L
11/9 13	Marshall (A)	32	L
11/17 21	Brandeis (H)	21	T

1957 (5-4) (3-2 MAC, 4th)

Coach: Harry Larche

UT	Opp.	UT	Opp.
9/21 7	Eastern Kentucky (A)	0	W
9/28 14	Ohio (H)	6	W
10/5 20	Louisville (A)	48	L
10/12 7	Marshall (H)	14	L
10/19 0	Bowling Green (A)	29	L
10/26 27	Western Michigan (H)	16	W
11/2 21	Kent State (H)	7	W
11/9 7	Xavier (A)	20	L
11/16 33	Muskingum (H)	7	W

1958 (4-5) (1-4 MAC, 6th)

Coach: Harry Larche

UT	Opp.	UT	Opp.
9/20 19	Eastern Kentucky (H)	2	W
9/27 6	Ohio (A)	13	L
10/4 13	Louisville (H)	7	W
10/11 12	Marshall (A)	35	L
10/18 16	Bowling Green (H)	31	L
10/25 21	Western Michigan (A)	6	W
11/1 6	Kent State (A)	32	L
11/8 8	Xavier (H)	34	L
11/15 21	Youngstown State (H)	8	W

1959 (2-6-1) (0-6 MAC, 7th)

Coach: Harry Larche

UT	Opp.	UT	Opp.
9/19 20	Eastern Kentucky (H)	2	W
9/26 7	Ohio (H)	36	L
10/3 26	Baldwin-Wallace (H)	20	W
10/10 13	Marshall (H)	20	L
10/17 21	Bowling Green (A)	51	L
10/24 14	Western Michigan (H)	24	L
10/31 7	Kent State (H)	14	L
11/7 7	Miami (A)	25	L
11/12 8	Youngstown State (A)	8	T

1960 (2-7) (0-6 MAC, 7th)

Coach: Clive Rush

UT	Opp.	UT	Opp.
9/17 34	Youngstown State (H)	30	W
9/24 7	Ohio (A)	48	L
10/1 0	Marshall (A)	14	L
10/8 25	Hillsdale (H)	31	L
10/15 3	Bowling Green (H)	14	L
10/22 3	Western Michigan (A)	7	L
10/29 13	Kent State (A)	18	L
11/5 13	Miami (H)	30	L
11/12 28	Bradley (H)	0	W

1961 (3-7) (2-4 MAC, 5th)

Coach: Clive Rush

UT	Opp.	UT	Opp.
9/16 7	Wichita St. (H)	12	L
9/23 6	Ohio (H)	10	L
9/30 12	Youngstown State (A)	14	L
10/7 33	Marshall (H)	6	W
10/14 6	Bowling Green (A)	17	L
10/21 0	Western Michigan (H)	7	L
10/28 31	Kent State (H)	22	W
11/4 14	Miami (A)	40	L
11/11 22	Bradley (A)	28	L
11/18 15	Temple (A)	14	W

1962 (3-6) (1-5 MAC, 6th)

Coach: Clive Rush

UT	Opp.	UT	Opp.
9/15 14	South Dakota St. (H)	25	L
9/22 0	Ohio (A)	31	L
10/6 42	Marshall (A)	12	W
10/13 13	Bowling Green (H)	28	L
10/20 0	Western Michigan (A)	21	L
10/27 18	Kent State (A)	20	L
11/3 12	Miami (H)	21	L
11/10 13	Temple (H)	0	W
11/17 21	Tulsa (A)	18	W

1963 (2-7) (1-5 MAC, T-6th)

Coach: Frank Lauterbur

UT	Opp.	UT	Opp.
9/21 19	Dayton (A)	22	L
9/28 14	Villanova (H)	18	L
10/5 18	Marshall (A)	19	L
10/12 18	Ohio (H)	17	W
10/19 20	Bowling Green (A)	22	L
10/26 7	Western Michigan (H)	18	L
11/2 0	Kent State (H)	20	L
11/9 8	Miami (A)	40	L
11/16 14	Southern Illinois (H)	0	W

1964 (2-8) (1-5 MAC, 7th)

Coach: Frank Lauterbur

UT	Opp.	UT	Opp.
9/19 6	Villanova (H)	22	L
9/25 6	Detroit (A)	22	L
10/3 0	Marshall (H)	13	L
10/10 12	Ohio (A)	21	L
10/17 14	Bowling Green (H)	31	L
10/24 21	Western Michigan (A)	13	W
10/31 11	Kent State (A)	14	L
11/7 14	Miami (H)	35	L
11/14 27	Southern Illinois (A)	8	W
11/21 16	Tulsa (H)	39	L

Season Results (1965-72)

1965 (5-5) (2-4 MAC, T-5th)

Coach: Frank Lauterbur

	UT	Opp.	
9/18	9 Villanova (A)	7	W
9/25	9 Quantico Marines (H)	0	W
10/2	0 Marshall (A)	14	L
10/9	21 Ohio (H)	7	W
10/16	14 Bowling Green (A)	21	L
10/23	0 Western Michigan (H)	3	L
10/30	7 Kent State (H)	3	W
11/6	16 Miami (A)	20	L
11/13	7 Xavier (A)	14	L
11/20	21 Dayton (H)	7	W

1966 (2-7-1) (1-5 MAC, T-6th)

Coach: Frank Lauterbur

	UT	Opp.	
9/17	9 Xavier (H)	0	W
9/24	11 Villanova (A)	20	L
10/1	23 Marshall (H)	7	W
10/8	6 Ohio (A)	21	L
10/15	13 Bowling Green (H)	14	L
10/22	13 Western Michigan (A)	14	L
10/29	20 Kent State (A)	28	L
11/5	12 Miami (H)	24	L
11/12	14 Quantico Marines (H)	14	T
11/19	16 Dayton (A)	20	L

1967 (9-1) (5-1 MAC, T-1st)

Coach: Frank Lauterbur


MAC Co-Champs

	UT	Opp.	
9/16	14 Ohio (H)	20	L
9/23	24 Xavier (A)	7	W
9/30	14 Marshall (A)	7	W
10/14	33 Bowling Green (A)	0	W
10/14	35 Western Michigan (H)	9	W
10/28	14 Kent State (H)	13	W
11/4	24 Miami (A)	14	W
11/11	35 Northern Illinois (H)	0	W
11/18	21 Dayton (H)	7	W
11/23	52 Villanova (H)	6	W

1968 (5-4-1) (3-2-1 MAC, T-3rd)

Coach: Frank Lauterbur

	UT	Opp.	
9/14	31 Richmond (H)	14	W
9/21	45 Villanova (A)	21	W
9/28	35 Marshall (H)	12	W
10/5	31 Ohio (A)	40	L
10/12	0 Bowling Green (H)	0	T
10/19	30 Western Michigan (A)	6	W
10/26	28 Kent State (A)	12	W
11/2	17 Miami (H)	21	L
11/9	10 Xavier (H)	20	L
11/16	3 Dayton (A)	10	L



Quarterback Chuck Ealey led Toledo to its first undefeated season in 1969.

1969 (11-0) (5-0 MAC, 1st)

Coach: Frank Lauterbur

MAC Champs

Tangerine Bowl Champs

	UT	Opp.	
9/20	45 Villanova (H)	18	W
9/27	38 Marshall (A)	13	W
10/4	34 Ohio (H)	9	W
10/11	27 Bowling Green (A)	26	W
10/18	38 Western Michigan (H)	13	W
10/25	43 Kent State (H)	17	W
11/1	14 Miami (A)	10	W
11/8	35 Northern Illinois (A)	21	W
11/15	20 Dayton (H)	0	W
11/22	35 Xavier (A)	0	W
12/26	56 Davidson%	33	W

% Tangerine Bowl

1970 (12-0) (5-0 MAC, 1st)

Coach: Frank Lauterbur

MAC Champs

Tangerine Bowl Champs

	UT	Opp.	
9/12	35 East Carolina (H)	2	W
9/19	27 Buffalo (A)	6	W
9/26	52 Marshall (H)	3	W
10/3	42 Ohio (A)	7	W
10/10	20 Bowling Green (H)	0	W
10/17	20 Western Michigan (A)	0	W
10/24	34 Kent State (A)	17	W
10/31	14 Miami (H)	13	W
11/7	45 Northern Illinois (H)	7	W
11/14	31 Dayton (A)	7	W
11/21	24 Colorado State (H)	14	W
12/28	40 William & Mary%	12	W

% Tangerine Bowl

1971 (12-0) (5-0 MAC, 1st)

Coach: Jack Murphy

MAC Champs

Tangerine Bowl Champs

	UT	Opp.	
9/11	45 East Carolina (A)	0	W
9/18	10 Villanova (H)	7	W
9/25	23 Texas-Arlington (A)	0	W
10/2	31 Ohio (H)	28	W
10/9	24 Bowling Green (A)	7	W
10/16	35 Western Michigan (H)	24	W
10/23	35 Dayton (H)	7	W
10/30	45 Miami (A)	6	W
11/6	23 Northern Illinois (A)	8	W
11/13	43 Marshall (A)	0	W
11/20	41 Kent State (H)	6	W
12/28	28 Richmond%	3	W

% Tangerine Bowl

1972 (6-5) (2-3 MAC, T-4th)

Coach: Jack Murphy

	UT	Opp.	
9/9	0 Tampa (A)	21	L
9/16	16 Eastern Michigan (A)	0	W
9/23	38 Texas-Arlington (H)	24	W
9/30	22 Ohio (A)	38	L
10/7	8 Bowling Green (H)	19	L
10/14	20 Western Michigan (A)	13	W
10/21	20 Dayton (A)	17	W
10/28	35 Miami (H)	21	W
11/4	7 Northern Illinois (H)	30	L
11/11	21 Marshall (H)	0	W
11/28	9 Kent State (A)	27	L

Season Results (1973-80)

1973 (3-8) (1-4 MAC, T-5th)

Coach: Jack Murphy

UT	Opp.
9/15 25	Tampa (A) 35 L
9/22 23	Central Michigan (H) 21 W
9/29 35	Ohio (H) 8 W
10/6 35	Bowling Green (A) 49 L
10/13 22	Western Michigan (H) 24 L
10/20 14	Dayton (H) 10 W
10/27 0	Miami (A) 16 L
11/3 14	Colorado State (A) 21 L
11/10 14	Marshall (A) 17 L
11/17 16	Kent State (H) 52 L
11/24 31	Xavier (A) 35 L

1974 (6-5) (3-2 MAC, T-2nd)

Coach: Jack Murphy

UT	Opp.
9/14 13	Tampa (A) 47 L
9/21 0	Villanova (H) 7 L
9/28 19	Ohio (A) 16 W
10/5 24	Bowling Green (H) 19 W
10/12 31	Western Michigan (A) 24 W
10/19 38	Dayton (A) 27 W
10/26 22	Miami (H) 38 L
11/2 44	Northern Illinois (H) 14 W
11/9 45	Marshall (H) 15 W
11/16 14	Kent State (A) 35 L
11/23 12	Eastern Michigan (H) 28 L

1975 (5-6) (4-4 MAC, 5th)

Coach: Jack Murphy

UT	Opp.
9/6 32	Western Carolina (H) 31 W
9/13 28	Ball State (A) 38 L
9/20 10	Villanova (A) 14 L
9/27 27	Central Michigan (H) 34 L
10/4 13	Dayton (H) 24 L
10/11 17	Bowling Green (A) 34 L
10/18 25	Western Michigan (N) 7 W
10/25 14	Ohio (H) 10 W
11/1 21	Miami (A) 35 L
11/8 24	Northern Illinois (A) 22 W
11/22 33	Kent State (H) 28 W

1976 (3-8) (2-6 MAC, 7th)

Coach: Jack Murphy

UT	Opp.
9/11 14	Massachusetts (A) 28 L
9/18 7	Central Michigan (A) 9 L
9/25 14	Ball State (H) 27 L
10/2 8	Ohio (A) 34 L
10/9 28	Bowling Green (H) 29 L
10/16 21	Western Michigan (A) 34 L
10/23 14	Dayton (A) 17 L
10/30 24	Miami (H) 9 W



Tony Lee's 41-yard field goal with 15 seconds left gave Toledo a 27-25 win over San Jose State in the 1981 California Bowl.

11/6 17	Northern Illinois (H) 2 W
11/13 29	Marshall (H) 8 W
11/20 9	Kent State (A) 35 L

1977 (2-9) (2-7 MAC, 9th)

Coach: Chuck Stobart

UT	Opp.
9/10 3	Ball State (H) 43 L
9/17 9	East Carolina (H) 22 L
9/24 0	Marshall (A) 24 L
10/1 7	Eastern Michigan (A) 17 L
10/8 13	Bowling Green (A) 21 L
10/15 7	Western Michigan (H) 28 L
10/22 31	Ohio (H) 29 W
10/29 3	Miami (A) 27 L
11/5 27	Northern Illinois (A) 9 W
11/12 0	Central Michigan (H) 44 L
11/19 12	Kent State (H) 23 L

1978 (2-9) (2-7 MAC, 9th)

Coach: Chuck Stobart

UT	Opp.
9/9 0	Marshall (H) 17 L
9/16 12	Minnesota (A) 38 L
9/23 0	Ball State (A) 20 L
9/30 12	Eastern Michigan (H) 17 L
10/7 27	Bowling Green (H) 45 L
10/14 7	Western Michigan (A) 17 L
10/21 28	Ohio (A) 14 W
10/28 7	Miami (H) 28 L
11/4 3	Central Michigan (A) 27 L
11/11 35	Northern Illinois (H) 16 W
11/18 13	Kent State (A) 17 L

1979 (7-3-1) (7-1-1 MAC, 2nd)

Coach: Chuck Stobart

UT	Opp.
9/8 14	Marshall (A) 31 L
9/15 31	Ball State (H) 14 W
9/22 0	Arizona State (A) 49 L
9/29 37	Eastern Michigan (A) 7 W
10/6 23	Bowling Green (A) 17 W
10/13 17	Western Michigan (H) 0 W
10/20 21	Ohio (H) 13 W
10/27 24	Miami (A) 21 W
11/3 7	Central Michigan (H) 7 T
11/10 10	Northern Illinois (A) 28 L
11/17 29	Kent State (H) 3 W

1980 (4-7) (3-6 MAC, T-8th)

Coach: Chuck Stobart

UT	Opp.
9/13 17	McNeese State (H) 20 L
9/20 7	Ball State (A) 27 L
9/27 49	Eastern Michigan (H) 7 W
10/4 10	Central Michigan (A) 14 L
10/11 6	Bowling Green (H) 17 L
10/18 7	Western Michigan (A) 17 L
10/25 9	Ohio (A) 24 L
11/1 17	Miami (H) 14 W
11/8 13	Northern Illinois (H) 6 W
11/15 38	Marshall (A) 10 W
11/22 14	Kent State (A) 34 L

Season Results (1981-91)

1981 (9-3) (8-1 MAC, 1st)

Coach: Chuck Stobart

MAC Champs

California Bowl Champs

UT				
9/12	6	Louisville (A)	31	L
9/19	40	Ball State (H)	0	W
9/26	24	East Carolina (A)	28	L
10/3	21	Ohio (H)	14	W
10/10	42	Eastern Michigan (A)	7	W
10/17	17	Central Michigan (H)	3	W
10/24	0	Bowling Green (A)	38	L
10/31	17	Miami (H)	10	W
11/7	28	Western Michigan (A)	14	W
11/14	17	Kent State (H)	0	W
11/21	31	Northern Illinois (A)	0	W
12/19	27	San Jose State%	25	W

% California Bowl

1982 (6-5) (5-4 MAC, T-5th)

Coach: Dan Simrell

UT		Opp.		
9/4	9	Northern Illinois (H)	3	W
9/11	31	Ball State (A)	14	W
9/18	17	Marshall (H)	9	W
9/25	27	Wisconsin (A)	36	L
10/2	14	Ohio (A)	17	L
10/9	20	Eastern Michigan (H)	19	W
10/16	12	Central Michigan (A)	16	L
10/23	24	Bowling Green (H)	10	W
10/30	17	Miami (A)	21	L
11/6	10	Western Michigan (H)	17	L
11/13	3	Kent State (A)	0	W

1983 (9-2) (7-2 MAC, T-2nd)

Coach: Dan Simrell

UT		Opp.		
9/10	45	Massachusetts (H)	13	W
9/17	31	Richmond (A)	6	W
9/24	43	Ball State (H)	7	W
10/1	31	Ohio (H)	0	W
10/8	6	Bowling Green (A)	3	W
10/15	10	Miami (H)	9	W
10/22	37	Eastern Michigan (A)	9	W
10/29	37	Kent State (H)	34	W
11/5	20	Western Michigan (A)	16	W
11/12	10	Northern Illinois (A)	26	L
11/19	8	Central Michigan (H)	34	L

1984 (9-2-1) (7-1-1 MAC, 1st)

Coach: Dan Simrell

MAC Champs

California Bowl Champs

UT		Opp.		
9/8	20	Ball State (A)	2	W
9/22	38	Eastern Illinois (H)	17	W

9/29	16	Ohio (A)	16	T
10/6	17	Bowling Green (H)	6	W
10/13	10	Miami (A)	7	W
10/20	17	Eastern Michigan (H)	7	W
10/27	6	Kent State (A)	17	L
11/3	17	Western Michigan (H)	13	W
11/10	13	Northern Illinois (H)	7	W
11/17	14	Central Michigan (A)	7	W
11/30	6	Temple (A)	35	L
12/15	13	UNLV%	30	W*

% California Bowl

*Game forfeited to UT because of the use of ineligible players by UNLV

1985 (4-7) (3-6 MAC, T-6th)

Coach: Dan Simrell

UT		Opp.		
9/7	10	Arizona (A)	23	L
9/21	22	Wichita State (A)	15	W
9/28	19	Ball State (H)	23	L
10/5	10	Eastern Michigan (A)	21	L
10/12	14	Miami (H)	26	L
10/19	3	Northern Illinois (A)	16	L
10/26	24	Ohio (H)	10	W
11/2	13	Western Michigan (A)	18	L
11/9	10	Central Michigan (H)	7	W
11/16	0	Bowling Green (A)	21	L
11/23	10	Kent State (H)	7	W

1986 (7-4) (5-3 MAC, T-2nd)

Coach: Dan Simrell

UT		Opp.		
8/30	0	Florida State (A)	24	L
9/6	16	Kent State (A)	18	L
9/13	30	Wichita State (H)	13	W
9/27	10	Ball State (A)	27	L
10/4	23	Eastern Michigan (H)	18	W
10/11	8	Miami (A)	24	L
10/18	29	Northern Illinois (H)	28	W
10/25	24	Ohio (A)	21	W
11/1	28	Western Michigan (H)	7	W
11/8	26	Central Michigan (A)	14	W
11/15	22	Bowling Green (H)	3	W

1987 (3-7-1) (3-4-1 MAC, T-6th)

Coach: Dan Simrell

UT		Opp.		
9/5	12	Temple (H)	13	L
9/12	21	Ball State (H)	17	W
9/19	17	Ohio (H)	12	W
10/3	14	Western Michigan (A)	21	L
10/10	5	Northern Illinois (A)	41	L
10/17	6	Bowling Green (A)	20	L
10/24	37	Miami (H)	25	W
10/31	13	Kent State (A)	17	L
11/5	9	Eastern Michigan (H)	38	L

11/14	17	Central Michigan (A)	17	T
11/21	14	Miami (FL) (A)	24	L

1988 (6-5) (4-4 MAC, 6th)

Coach: Dan Simrell

UT		Opp.		
9/3	3	Ball State (A)	13	L
9/10	9	Western Michigan (H)	31	L
9/17	19	McNeese State (A)	46	L
9/24	34	Bowling Green (H)	5	W
10/1	14	Ohio (A)	24	L
10/8	33	Northern Illinois (H)	20	W
10/15	38	Austin Peay (H)	14	W
10/22	20	Miami (A)	7	W
10/29	35	Kent State (H)	28	W
11/5	19	Eastern Michigan (A)	20	L
11/12	20	Central Michigan (H)	13	W

1989 (6-5) (6-2 MAC, T-2nd)

Coach: Dan Simrell

UT		Opp.		
9/2	27	Ohio (H)	18	W
9/16	10	Wisconsin (A)	23	L
9/23	29	Ball State (H)	22	W
9/30	12	Indiana (A)	32	L
10/7	14	Eastern Michigan (A)	31	L
10/14	23	Bowling Green (A)	27	L
10/21	17	Miami (H)	14	W
10/28	47	Kent State (A)	42	W
11/4	19	Western Michigan (H)	18	W
11/11	27	Northern Illinois (A)	39	L
11/18	29	Central Michigan (H)	6	W

1990 (9-2) (7-1 MAC, T-1st)

Coach: Nick Saban

MAC Co-Champs

UT		Opp.		
9/8	20	Miami (A)	14	W
9/15	23	Northern Illinois (H)	14	W
9/22	28	Ball State (A)	16	W
9/29	27	Ohio (A)	20	W
10/6	37	Eastern Michigan (H)	23	W
10/13	19	Bowling Green (H)	13	W
10/20	12	Central Michigan (A)	13	L
10/27	28	Kent State (H)	14	W
11/3	37	Western Michigan (A)	9	W
11/10	10	Navy (H)	14	L
11/17	43	Arkansas St. (H)	28	W

1991 (5-5-1) (4-3-1 MAC, T-3rd)

Coach: Gary Pinkel

UT		Opp.		
9/7	7	Kansas (H)	30	L
9/21	23	Western Michigan (A)	13	W
9/28	16	Central Michigan (H)	16	T
10/5	17	Ohio (H)	13	W



Season Results (1992-99)

10/12	0	Washington (A)	48	L
10/19	21	Bowling Green (A)	24	L
10/26	24	Miami (H)	7	W
11/2	13	Kent (A)	14	L
11/9	3	Ball State (H)	9	L
11/16	21	Eastern Michigan (A)	14	W
11/23	42	Northern Illinois (H)	21	W

1992 (8-3) (5-3 MAC, T-3rd)

Coach: Gary Pinkel

UT		Opp.		
9/5	49	Arkansas St. (H)	0	W
9/12	20	Akron (A)	23	L
9/19	33	Purdue (A)	29	W
9/26	9	Central Michigan (A)	28	L
10/10	21	Western Michigan (H)	12	W
10/17	9	Bowling Green (H)	10	L
10/24	20	Miami (A)	17	W
10/31	32	Kent State (H)	17	W
11/7	10	Ball State (A)	9	W
11/14	41	Eastern Michigan (H)	0	W
11/21	25	Northern Illinois (A)	8	W

1993 (4-7) (3-5 MAC, T-7th)

Coach: Gary Pinkel

UT		Opp.		
9/4	0	Indiana (A)	27	L
9/18	49	Southern Illinois (H)	28	W
9/25	28	Ohio (H)	10	W
10/2	10	Bowling Green (A)	17	L
10/9	30	Ball State (A)	31	L
10/16	19	Miami (H)	22	L
10/23	24	Cincinnati (H)	31	L
10/30	45	Kent State (A)	27	W
11/6	7	Central Michigan (H)	38	L

11/13	26	Western Michigan (A)	39	L
11/19	14	Eastern Michigan (H)	0	W

1994 (6-4-1) (4-3-1 MAC, 6th)

Coach: Gary Pinkel

UT		Opp.		
9/3	20	Indiana State (H)	17	W
9/10	17	Purdue (A)	51	L
9/17	47	Liberty (H)	37	W
10/1	31	Ohio (A)	6	W
10/8	24	Ball State (H)	24	T
10/15	16	Bowling Green (H)	31	L
10/22	48	Akron (A)	25	W
10/29	48	Kent State (H)	14	W
11/5	27	Central Michigan (A)	45	L
11/12	37	Western Michigan (H)	34	W
11/19	37	Eastern Michigan (A)	40	L

1995 (11-0-1) (7-0-1 MAC, 1st)

Coach: Gary Pinkel

MAC Champs

Las Vegas Bowl Champs

UT		Opp.		
9/9	41	E. Tennessee St. (H)	20	W
9/14	31	Western Michigan (A)	21	W
9/23	49	Nevada (A)	35	W
9/30	45	Cincinnati (A)	31	W
10/7	17	Ball State (H)	14	W
10/14	28	Miami (A)	28	T
10/21	35	Bowling Green (A)	16	W
10/28	34	Eastern Michigan (H)	28	W
11/4	19	Central Michigan (A)	7	W
11/11	41	Akron (H)	7	W
11/18	31	Ohio (H)	20	W
12/14	40	Nevada (OT)%	37	W

% Las Vegas Bowl

1996 (7-4) (6-2 MAC, T-2nd)

Coach: Gary Pinkel

UT		Opp.		
9/7	6	Indiana (H)	40	L
9/14	27	Akron (A)	10	W
9/21	24	Eastern Michigan (A)	7	W
9/28	31	Weber State (H)	24	W
10/5	24	Bowling Green (H)	16	W
10/19	20	Louisiana Tech (A)	61	L
10/26	10	W. Michigan (H) (OT)	7	W
11/2	7	Miami (H)	27	L
11/9	23	Central Michigan (H)	20	W
11/16	14	Ball State (A)	24	L
11/23	24	Ohio (A)	23	W

1997 (9-3) (7-1 MAC, 1st-West)

Coach: Gary Pinkel

MAC West Champs

UT		Opp.		
9/6	36	Purdue (H)	22	W
9/13	38	Eastern Michigan (H)	35	W
9/20	23	Western Michigan (A)	13	W
9/27	31	Nevada (H)	13	W
10/11	41	Central Michigan (A)	10	W
10/18	41	Northern Illinois (H)	14	W
10/25	35	Bowling Green (A)	20	W
11/1	35	Miami (H)	28	W
11/8	3	Ball State (A)	35	L
11/15	42	Akron (H)	10	W
11/22	17	Central Florida (A)	34	L
12/5	14	Marshall (A)#	34	L

#MAC Championship Game

1998 (7-5) (6-2 MAC, 1st-West)

Coach: Gary Pinkel

MAC West Champs

UT		Opp.		
9/5	24	Temple (H)	12	W
9/12	0	Ohio State (A)	49	L
9/19	35	Western Michigan (H)	7	W
9/26	14	Miami (A)	28	L
10/3	24	Central Florida (H)	31	L
10/10	27	Ball State (H)	6	W
10/17	24	Bowling Green (H)	16	W
10/24	24	Akron (A)	17	W
10/31	16	Northern Illinois (A)	3	W
11/14	17	Central Michigan (H)	14	W
11/21	7	Eastern Michigan (A)	10	L
12/4	17	Marshall (A)#	23	L

#MAC Championship Game

1999 (6-5) (5-3 MAC, T-2nd-West)

Coach: Gary Pinkel

UT		Opp.		
9/2	12	Syracuse (H)	35	L
9/18	23	Ball State (A)	10	W
9/25	24	Massachusetts (H)	3	W
10/2	23	Bowling Green (A)	34	L
10/9	47	Kent State (H)	7	W



Toledo opened the 2000 season with a 24-6 win at Penn State. Lyle Green's (28) 13-yard touchdown reception in the third quarter made the score 24-0 and left the Nittany Lions stunned.

Season Results (2000-08)

10/14	13	Marshall (A)	38	L
10/23	13	Eastern Michigan (H)	20	L
10/30	17	Louisiana Tech (H)	34	L
11/6	32	Central Michigan (A)	13	W
11/13	44	Northern Illinois (H)	14	W
11/20	45	Western Michigan (H)	21	W

2000 (10-1) (6-1 MAC, T-1st-West)

Coach: Gary Pinkel

MAC West Co-Champs

UT	Opp.		
9/2	24	Penn State (A)	6 W
9/9	51	Weber State (H)	0 W
9/16	31	Eastern Illinois (H)	26 W
9/23	14	Western Michigan (A)	21 L
9/30	41	Central Michigan (H)	0 W
10/7	42	Eastern Michigan (A)	14 W
10/14	42	Marshall (H)	0 W
10/28	35	Navy (A)	14 W
11/4	38	Northern Illinois (A)	24 W
11/11	31	Ball State (H)	3 W
11/22	51	Bowling Green (H)	17 W

2001 (10-2) (5-2 MAC, T-1st-West)

Coach: Tom Amstutz

MAC Champs

Motor City Bowl Champs

UT	Opp.		
8/30	38	Minnesota (H)	7 W
9/8	33	Temple (A)	7 W
9/22	52	Central Michigan (A)	28 W
9/29	41	Northern Illinois (H)	20 W
10/6	48	Ohio (A)	41 W
10/20	20	Ball State (A)	24 L
10/27	21	Navy (H)	20 W
11/6	41	Western Michigan (H)	35 W
11/17	28	Eastern Michigan (H)	7 W
11/23	21	Bowling Green (A)	56 L
11/30	41	Marshall (H)#	36 W
12/29	23	Cincinnati%	16 W

MAC Championship Game

% Motor City Bowl

2002 (9-5) (7-1 MAC, T-1st-West)

Coach: Tom Amstutz

MAC West Champs

UT	Opp.		
8/29	44	Cal Poly (H)	16 W
9/7	65	Eastern Michigan (A)	13 W
9/14	21	Minnesota (A)	31 L
9/21	38	UNLV (H)	21 W
9/28	19	Pittsburgh (A)	37 L
10/12	37	Ball State (H)	17 W
10/19	27	Central Florida (A)	24 W
10/26	13	Miami (H)	27 L
11/9	44	Central Michigan (H)	17 W
11/16	42	Western Michigan (A)	21 W
11/23	33	Northern Illinois (A)	30 W
11/30	42	Bowling Green (H)	24 W

12/7	45	Marshall (A)#	49	L
12/26	25	Boston College%	51	L

MAC Championship Game
% Motor City Bowl

2003 (8-4) (6-2 MAC, T-2nd-West)

Coach: Tom Amstutz

UT	Opp.		
8/29	18	UNLV (A)	28 L
9/6	49	Liberty (H)	3 W
9/12	24	Marshall (A)	17 W
9/20	35	Pittsburgh (H)	31 W
9/27	7	Syracuse (A)	34 L
10/11	49	Eastern Michigan (H)	14 W
10/18	31	Central Michigan (A)	13 W
10/25	14	Ball State (A)	38 L
11/1	56	Buffalo (H)	29 W
11/15	49	Northern Illinois (H)	30 W
11/22	34	Western Michigan (H)	17 W
11/29	23	Bowling Green (A)	31 L

2004 (9-4) (7-1 MAC, T-1st-West)

Coach: Tom Amstutz

MAC West Co-Champs

UT	Opp.		
9/4	21	Minnesota (A)	63 L
9/11	14	Kansas (A)	63 L
9/18	42	Eastern Michigan (A)	32 W
9/25	45	Temple (H)	17 W
10/2	52	Ball State (H)	14 W
10/9	59	Western Michigan (A)	33 W
10/16	31	Ohio (H)	13 W
10/23	27	Central Michigan (H)	22 W
11/2	16	Miami (A)	23 L
11/9	31	Northern Illinois (A)	17 W
11/23	49	Bowling Green (H)	41 W
12/2	35	Miami#	27 W
12/27	10	Connecticut%	39 L

MAC Championship Game

% Motor City Bowl

2005 (9-3) (6-2 MAC, T-1st-West)

Coach: Tom Amstutz

MAC West Co-Champs

UT	Opp.		
9/1	62	Western Illinois (H)	14 W
9/10	56	Western Michigan (H)	23 W
9/17	42	Temple (A)	17 W
9/27	14	Fresno State (A)	44 L
10/8	30	Eastern Michigan (H)	3 W
10/15	34	Ball State (A)	14 W
10/22	38	Buffalo (H)	15 W
10/29	17	Central Michigan (A)	21 L
11/4	30	Ohio (A)	21 W

11/16	17	Northern Illinois (H)	35	L
11/22	44	Bowling Green (A)	41	W (2OT)
12/21	45	UTEP %	13	W

% GMAC Bowl

2006 (5-7) (3-5 MAC, 5th-West)

Coach: Tom Amstutz

UT	Opp.		
8/31	43	Iowa State (A)	45 L (3OT)
9/9	10	Western Michigan (A)	31 L
9/15	37	Kansas (H)	31 W (2OT)
9/23	41	McNeese State (H)	7 W
9/30	3	Pittsburgh (A)	45 L
10/7	20	Central Michigan (H)	42 L
10/14	14	Kent State (A)	40 L
10/21	13	Eastern Michigan (A)	17 L
10/28	35	Akron (H)	20 W
11/7	17	Northern Illinois (A)	13 W
11/14	17	Ball State (H)	20 L
11/21	31	Bowling Green (H)	21 W

2007 (5-7) (3-5 MAC, T-4th-West)

Coach: Tom Amstutz

UT	Opp.		
9/1	24	Purdue (H)	52 L
9/8	31	Central Michigan (A)	52 L
9/15	13	Kansas (A)	45 L
9/22	36	Iowa State (H)	35 W
9/29	28	Western Michigan (H)	42 L
10/6	35	Liberty (H)	34 W
10/13	33	Buffalo (A)	43 L
10/20	43	Ohio (H)	40 W
10/27	70	Northern Illinois (H)	21 W
11/3	52	Eastern Michigan (H)	28 W
11/13	20	Ball State (A)	41 L
11/23	10	Bowling Green (A)	37 L

2008 (3-9) (2-6 MAC, 5th-West)

Coach: Tom Amstutz

UT	Opp.		
9/6	16	Arizona (A)	41 L
9/13	41	Eastern Michigan (A)	17 W
9/20	54	Fresno State (H)	55 L (2OT)
9/27	16	Fla. International (H)	35 L
10/4	0	Ball State (H)	31 L
10/11	13	Michigan (A)	10 W
10/18	7	Northern Illinois (A)	38 L
10/25	23	Central Michigan (H)	24 L
11/5	30	Akron (A)	47 L
11/15	17	Western Michigan (A)	27 L
11/21	42	Miami (H)	14 W
11/28	10	Bowling Green (H)	38 L

Team Records - Miscellany

HISTORICAL INFORMATION

First year of varsity football.....	1917
Total number of seasons played.....	88
Years without football at UT.....	1931-43-44-45
Total games played.....	869
Total wins.....	460
Total losses.....	385
Total ties.....	24
Winning percentage.....	54.3%
MAC games played.....	406
MAC wins.....	217
MAC losses.....	184
MAC ties.....	7
MAC winning percentage.....	54.3%

TOLEDO IN THE POLLS

Highest ranking in each season

2001	22nd (ESPN/USA Today)
	23rd (AP)
2000	25th (AP)
	25th (ESPN/USA Today)
1997	18th (AP)
	20th (CNN/USA Today)
1995	22nd (UPI)
	24th (AP)
	24th (CNN/USA Today)
1971	13th (UPI)
	14th (AP)
1970	12th (AP)
	17th (UPI)
1969	20th (AP)

TOLEDO RECORD BY DECADE

1917-1919	3-8-0 (.273)
1920-29	30-40-4 (.432)
1930-39	41-31-5 (.565)
1940-49	43-25-3 (.627)
1950-59	38-49-4 (.440)
1960-69	44-52-2 (.459)
1970-79	58-53-1 (.522)
1980-89	63-47-2 (.571)
1990-99	72-38-3 (.650)
2000-08	68-42-0 (.618)
Total.....	460-385-24 (.543)

STREAKS/SHUTOUTS

WINNING STREAKS

(all games)

- 35, 1969-71
- 12, 1967-68
- 12, 2000-01

(MAC games)

- 15, 1969-72
- 9, 1989-90
- 9, 2000-01

(home games)

- 17, 1969-71
- 17, 1999-2002
- 17, 2002-2005
- 4, 14, 1988-90

(MAC home games)

- 12, 2002-05
- 10, 1999-2002
- 10, 1988-90
- 10, 1980-82
- 5, 9, 1969-71

LOSING STREAKS

(all games)

- 8, 1977-78
- 8, 1925-26

(home games)

- 6, 1977-78

(home MAC games)

- 8, 1958-61

CONSECUTIVE SHUTOUTS

(all games)

- 4, 1930-31
- 4, 1929

SHUTOUTS IN A SEASON

- 6, 1924

CONSECUTIVE GAMES NOT SHUT OUT

- 123, 1998-2008
- 58, 1986-91

TOLEDO VS. RANKED TEAMS

All-Time Record: 6-7

Home: 4-0 Road: 1-7 Neutral: 1-0

Year	Opponent	Ranking	Result
1998	at Ohio State	No. 1 (AP/USA)	L, 0-49
1987	at Miami (FL)	No. 3 (UPI/AP)	L, 14-24
1991	at Washington	No. 3 (UPI/AP)	L, 0-48
2003	Pittsburgh	No. 9 (AP)/No. 11 (USA)	W, 35-31
1986	at Florida State	No. 10 (UPI) / No. 11 (AP)	L, 0-24
1999	at Marshall	No. 15 (AP)/No. 16 (USA)	L, 13-38
2001	Marshall	No. 18 (USA)/No. 20 (AP)	W, 41-36
1981	San Jose State*	No. 20 (UPI)	W, 27-25
2003	N. Illinois	No. 21 (AP/USA)	W, 49-30
2003	at Bowling Green	No. 22 (AP)/No. 25 (USA)	L, 23-31
2004	at N. Illinois	No. 22 (USA)	W, 31-17
2004	at Minnesota	No. 23 (USA)/No. 25 (AP)	L, 21-63
2004	Bowling Green	No. 24 (USA)	W, 49-41

* California Bowl

AP - Associated Press media poll

USA - USA Today/ESPN coaches poll

UPI - United Press International coaches poll

LARGEST TOLEDO COMEBACKS

Deficit	Opponent	Date	Largest Deficit	Time/O	UT Took Lead/Tied	Time/O	Final Score
24	Western Carolina (H)	9-6-75	24-0	0:35/2nd	Tied, 24-24	6:43/4th	UT 32, WCU 31
23	Marshall (H)	11-30-01	23-0	14:57/2nd	32-29	4:28/3rd	UT 41, Marshall 36
21	Western Michigan (H)	11-12-94	21-0	0:02/1st	37-34	3:05/4th	UT 37, WMU 34
20	Bowling Green (H)	11-23-04	27-7	11:54/3rd	28-27	2:20/3rd	UT 49, BGSU 41
17	Northern Illinois (A)	11-23-02	17-0	13:57/2nd	20-17	7:57/2nd	UT 33, NIU 30
16	Ohio (A)	9-29-84	16-0	9:50/4th	Tied, 16-16	6:01/4th	UT 16, Ohio 16
15	Ohio (H)	10-20-07	21-6	13:26/3rd	26-21	14:17/4th	UT 43, Ohio 40
14	Central Michigan (H)	11-9-96	17-3	4:42/2nd	23-20	11:07/4th	UT 23, CMU 20
14	Bowling Green (A)	10-16-65	14-0	4:38/1st	Tied, 14-14	0:32/2nd	UT 21, BGSU 14
14	Navy (A)	10-28-00	14-0	5:31/1st	21-14	9:50/3rd	UT 35, Navy 14

LARGEST OPPONENT COMEBACKS

Lead	Opponent	Date	Largest Lead	Time/O	Opp. Took Lead/Tied	Time/O	Final Score
27	Ball State (A)	10-9-93	30-3	4:10/3rd	31-30	0:00/4th	BSU 31, UT 30
18	Bowling Green (A)	10-6-73	35-17	0:45/2nd	36-35	1:26/3rd	BGSU 49, UT 35
17	Eastern Michigan (A)	11-19-94	17-0	2:20/1st	34-30	5:46/4th	EMU 40, UT 37
14	Bowling Green (H)	10-9-76	14-0	0:10/1st	23-21	2:52/4th	BGSU 29, UT 28
14	Villanova (H)	9-28-63	14-0	11:52/2nd	18-14	1:33/3rd	VU 18, UT 14
14	Central Michigan (H)	10-7-06	14-0	14:57/2nd	21-14	0:20/2nd	CMU 42, UT 20
13	Central Michigan (H)	9-28-91	16-3	1:03/3rd	Tied, 16-16	0:08/4th	UT 16, CMU 16

Team Records - Attendance

LARGEST CROWDS IN THE GLASS BOWL

- 36,852 vs. Navy (2001)
- 36,502 vs. Northern Illinois (2001)
- 34,900 vs. Marshall (2000)
- 34,950 vs. Minnesota (2001)
- 33,040 vs. Indiana State (1994)
- 32,781 vs. Weber State (2000)
- 31,981 vs. Bowling Green (2004)
- 31,711 vs. Pittsburgh (2003)
- 31,458 vs. Bowling Green (1994)
- 31,369 vs. Bowling Green (1982)
- 29,968 vs. East Tennessee St. (1995)
- 29,761 vs. Bowling Green (1990)
- 28,531 vs. Bowling Green (2000)
- 27,991 vs. Bowling Green (1998)
- 27,900 vs. Syracuse (1999)
- 27,831 vs. Eastern Michigan (2001)
- 27,800 vs. Eastern Michigan (1997)
- 27,318 vs. Eastern Illinois (2000)
- 26,913 vs. Bowling Green (1984)
- 26,700 vs. Purdue (1997)
- 26,350 vs. Nevada (1997)
- 26,214 vs. Western Michigan (1998)
- 26,104 vs. Eastern Michigan (1995)
- 26,100 vs. Bowling Green (1996)
- 26,100 vs. Purdue (2007)
- 26,050 vs. UNLV (2002)

LARGEST CROWDS ON THE ROAD

- 107,267 at Michigan, 2008
- 94,296 at Penn State, 2000
- 93,149 at Ohio State, 1998
- 73,317 at Wisconsin, 1982
- 72,266 at Washington, 1991
- 68,756 at Arizona State, 1979
- 53,891 at Florida State, 1986
- 52,552 vs. Connecticut, 2004 (Motor City Bowl)
- 51,872 vs. Boston College, 2002 (Motor City Bowl)
- 50,939 vs. Arizona, 2008



Extra bleachers were brought into the north end zone of the Glass Bowl on a regular basis to accommodate overflow crowds in 2001. Toledo has drawn above-capacity crowds into the Glass Bowl on 19 occasions, including a MAC-record 36,852 vs. Navy in 2001.

LARGEST SEASON AVERAGES

- | | |
|-----------------|-----------------|
| 1. 2001 30,014* | 6. 2002 23,965 |
| 2. 2000 27,227 | 7. 1995 23,050 |
| 3. 1994 25,567 | 8. 1997 23,420 |
| 4. 1982 24,608 | 9. 1990 22,820 |
| 5. 2004 23,954 | 10. 1998 22,180 |

* MAC record

Toledo Home Attendance By Season

Year	Total	G	Avg.	Year	Total	G	Avg.	Year	Total	G	Avg.
2008	102,046	6	17,008	1995	115,249	5	23,050	1982	123,040	5	24,608
2007	130,675	7	18,668	1994	153,400	6	25,567	1981	102,960	5	20,592
2006	121,863	6	20,311	1993	99,100	6	16,517	1980	95,595	5	19,119
2005	109,086	5	21,817	1992	95,334	5	19,067	1979	98,890	5	19,778
2004	119,771	5	23,954	1991	117,322	6	19,554	1978	71,695	5	14,339
2003	131,517	6	21,919	1990	136,926	6	22,820	1977	68,592	6	11,432
2002	143,791	6	23,965	1989	94,374	5	18,875	1976	58,869	5	11,774
2001	180,083	6	30,014	1988	103,057	6	17,176	1975	76,370	5	15,274
2000	163,359	6	27,227	1987	92,761	5	18,552	1974	89,052	6	14,842
1999	129,999	7	18,571	1986	95,012	5	19,002	1973	62,156	5	12,431
1998	133,080	6	22,180	1985	80,818	5	16,164	1972	78,361	5	15,672
1997	140,518	6	23,420	1984	106,839	5	21,368	1971	98,360	5	19,672
1996	124,603	6	20,767	1983	128,960	6	21,493	1970	93,120	6	15,520
								1969	75,282	5	15,056
								1968	69,455	5	13,891
								1967	84,455	6	14,076
								1966	66,484	5	13,297
								1965	52,910	5	10,582
								1964	47,617	5	9,523
								1963	47,062	5	9,412
								1962	34,377	4	8,594
								1961	36,900	5	7,380
								1960	35,000	5	7,000
								1959	24,700	6	4,117
								1958	28,500	4	7,125

Team Records - Season

OFFENSE

Scoring/TDS

MOST POINTS SCORED

1. 2000	36.4 (400 in 11 games)
2. 2005	35.8 (429 in 12 games)
3. 2002	35.3 (495 in 14 games)
4. 1995	34.3 (411 in 12 games)
5. 2001	33.9 (407 in 12 games)

FEWEST POINTS SCORED

1. 1925	3.1 (28 in 9 games)
2. 1955	8.6 (77 in 9 games)
3. 1942	10.1 (91 in 9 games)
4. 1977	10.2 (112 in 11 games)
5. 1965	10.4 (104 in 10 games)

TOUCHDOWNS SCORED

1. 2002	66 (14 games)
2. 2004	58 (14 games)
3. 1995	56 (12 games)
2005	56 (12 games)
5. 1971	52 (12 games)
2001	52 (12 games)
2007	52 (12 games)

FEWEST TDS SCORED

1. 1925	4 (9 games)
2. 1955	12 (9 games)
3. 1965	14 (10 games)
1942	14 (9 games)
5. 1977	15 (11 games)

MOST TOUCHDOWN PASSES

1. 2005	30 (12 games)
2. 2003	29 (12 games)
3. 2004	28 (14 games)
4. 1997	27 (12 games)
5. 2002	25 (14 games)

MOST RUSHING TDs

1. 1995	38 (12 games)
2002	38 (14 games)
3. 2001	32 (12 games)
4. 2007	31 (12 games)
5. 2000	29 (11 games)

MOST TDs RUSHING/PASSING

1. 2002	63 (14 games)
2. 2004	54 (14 games)
3. 1995	53 (12 games)
4. 2003	51 (12 games)
5. 2001	50 (12 games)
2005	50 (12 games)
2007	50 (12 games)

Total Offense

TOTAL OFFENSE (YARDAGE)

1. 2002	472.2 (6,611 in 14 games)
2. 2003	462.8 (5,553 in 12 games)
3. 2007	448.4 (5,381 in 12 games)
4. 2005	447.1 (5,365 in 12 games)
5. 2001	445.5 (5,346 in 12 games)

Records include bowl games
Minimum 9 games played

First Downs

FIRST DOWNS

1. 2002	24.1 (338 in 14 games)
2. 2003	23.9 (287 in 12 games)
3. 2005	23.8 (285 in 12 games)
4. 1995	23.3 (280 in 12 games)
5. 1997	23.0 (276 in 12 games)

FIRST DOWNS RUSHING

1. 1981	13.3 (160 in 12 games)
1995	13.3 (160 in 12 games)
3. 1994	13.2 (145 in 11 games)
4. 2000	12.5 (138 in 11 games)
5. 2005	11.6 (148 in 12 games)

FIRST DOWNS PASSING

1. 2003	12.8 (153 in 12 games)
2. 2002	11.9 (166 in 14 games)
3. 1997	11.8 (142 in 12 games)
4. 2007	11.0 (132 in 12 games)
5. 1974	10.8 (119 in 11 games)

Rushing

RUSHING ATTEMPTS

1. 1961	59.7 (597 in 10 games)
2. 1981	57.1 (685 in 12 games)
3. 1978	54.5 (599 in 11 games)
4. 1990	54.2 (596 in 11 games)
5. 1995	51.5 (618 in 12 games)

NET YARDS RUSHING

1. 1981	259.4 (3,113 in 12 games)
2. 2000	253.8 (2,792 in 11 games)
3. 1949	253.8 (2,284 in 9 games)
4. 1995	249.8 (2,997 in 12 games)
5. 2001	242.5 (2,667 in 11 games)

FEWEST RUSHES ALLOWED (minimum 9 games)

1. 2000	33.2 (365 in 11 games)
2. 2001	33.8 (405 in 12 games)
3. 1999	34.6 (381 in 11 games)
4. 2002	35.9 (502 in 14 games)
5. 2005	36.1 (433 in 12 games)

FEWEST RUSH YARDS ALLOWED (minimum 9 games)

1. 2000	81.5 (897 in 11 games)
2. 1984	98.4 (1,181 in 12 games)
3. 2001	98.5 (1,182 in 12 games)
4. 1983	103.8 (1,142 in 11 games)
5. 1970	104.8 (1,257 in 12 games)

Passing

MOST PASSING YARDAGE

1. 2004	298.4 (3,879 in 13 games)
2. 2003	278.3 (3,339 in 12 games)
3. 2002	257.9 (3,611 in 14 games)
4. 1997	247.8 (2,974 in 12 games)
5. 2007	239.2 (2,871 in 12 games)

MOST PASSES ATTEMPTED

1. 1997	36.5 (438 in 12 games)
2. 2003	35.3 (423 in 12 games)
3. 2004	34.5 (449 in 13 games)
4. 2007	34.2 (411 in 12 games)
5. 1998	33.5 (402 in 12 games)

MOST PASSES COMPLETED

1. 2003	24.8 (298 in 12 games)
2. 2004	23.7 (308 in 13 games)
3. 2002	22.1 (309 in 14 games)
4. 2007	20.1 (242 in 12 games)
5. 2005	20.1 (241 in 12 games)

FEWEST PASSES COMPLETED (minimum 9 games)

1. 1954	4.2 (38 in 9 games)
2. 1955	4.3 (39 in 9 games)
3. 1978	4.4 (48 in 11 games)
4. 1960	4.7 (42 in 9 games)
5. 1953	4.9 (44 in 9 games)

HIGHEST COMPLETION PCT. (minimum 100 att.)

1. 2003	.704 (298-423)
2. 2002	.698 (309-443)
3. 2004	.686 (308-449)
4. 2001	.656 (233-355)
5. 2005	.638 (241-378)

PASSES HAD INTERCEPTED

1. 1953	3.2 (29 in 9 games)
2. 1950	2.2 (20 in 9 games)
3. 1956	2.1 (19 in 9 games)
1959	2.1 (19 in 9 games)
1989	2.1 (19 in 9 games)

DEFENSE

Scoring/TDS

FEWEST POINTS ALLOWED

1. 1935	3.6 (32 in 9 games)
2. 1939	5.9 (59 in 10 games)
3. 1970	7.3 (88 in 12 games)
4. 1971	8.0 (96 in 12 games)
5. 1938	8.3 (83 in 10 games)
1967	8.3 (83 in 10 games)

FEWEST TDs ALLOWED

1. 1935	5 (9 games)
2. 1939	9 (10 games)
3. 1967	12 (10 games)
4. 1940	13 (9 games)
1970	13 (12 games)

MOST POINTS ALLOWED

1. 2007	39.2 (470 in 12 games)
2. 1953	33.9 (305 in 9 games)
3. 2008	31.4 (377 in 12 games)
2002	48 (14 games)
4. 1994	29.5 (324 in 11 games)
5. 2004	28.9 (404 in 14 games)

MOST TDs ALLOWED

1. 2007	64 (12 games)
2. 2004	51 (14 games)
3. 2008	48 (12 games)
2002	48 (14 games)
5. 1953	44 (9 games)

FEWEST RUSHING TDs ALLOWED

1. 1984	4 (11 games)
2. 1935	5 (9 games)
3. 1969	8 (11 games)
1992	8 (11 games)
5. 1970	9 (12 games)

MOST RUSHING TDs ALLOWED

1. 2007	31 (12 games)
2. 1977	27 (11 games)
2002	27 (14 games)
4. 1973	26 (11 games)
5. 1978	25 (11 games)

FEWEST PASSING TDs ALLOWED

1. 1935	0 (9 games)
1939	0 (10 games)
1940	0 (9 games)
4. 1970	1 (12 games)
5. 1971	2 (12 games)

MOST PASSING TDs ALLOWED

1. 2007	31 (12 games)
2. 2008	24 (12 games)
3. 1993	21 (11 games)
4. 2001	19 (12 games)
2006	19 (12 games)

Total Defense

TOTAL DEFENSE (FEWEST YDS)

1. 1971	164.6 (1,975 in 12 games)
2. 1965	181.7 (1,817 in 10 games)
3. 1970	185.8 (2,044 in 11 games)
4. 1967	198.4 (1,984 in 10 games)
5. 1952	217.1 (1,954 in 9 games)

Rushing

FEWEST RUSH YARDS ALLOWED (minimum 9 games)

1. 2000	81.5 (897 in 11 games)
2. 1984	98.4 (1,181 in 12 games)
3. 2001	98.5 (1,182 in 12 games)
4. 1965	111.9 (1,119 in 10 games)
5. 1952	114.6 (1,031 in 9 games)

Passing

MOST COMPLETIONS ALLOWED

1. 2003	21.0 (252 in 12 games)
2. 2001	19.8 (237 in 12 games)
3. 1995	19.2 (230 in 12 games)
4. 1999	18.9 (227 in 12 games)
2008	18.9 (227 in 12 games)

FEWEST COMPLETIONS ALLOWED (minimum 9 games)

1. 1957	4.8 (44 in 9 games)
2. 1955	5.2 (47 in 9 games)
3. 1959	5.9 (53 in 9 games)
4. 1976	6.9 (76 in 11 games)
5. 1977	7.9 (87 in 11 games)

MOST PASS YARDS ALLOWED

1. 1999	240.2 (2,642 in 11 games)
2. 2003	238.2 (2,858 in 12 games)
3. 2007	229.2 (2,750 in 12 games)
4. 1997	222.5 (2,670 in 12 games)
5. 2001	221.8 (2,661 in 12 games)

FEWEST PASS YARDS ALLOWED (minimum 9 games)

1. 1965	69.8 (698 in 10 games)
2. 1966	70.4 (704 in 10 games)
3. 1959	83.8 (754 in 9 games)

Team Records - Season

TURNOVERS

MOST TURNOVERS CAUSED

- 1979 4.2 (46 in 11 games)
- 1970 3.7 (44 in 12 games)
- 1961 3.7 (37 in 10 games)
- 1983 3.4 (37 in 11 games)
- 2000 2.8 (31 in 11 games)

MOST TURNOVERS

- 1977 3.2 (35 in 11 games)
- 1975 3.2 (35 in 11 games)
- 1973 3.2 (35 in 11 games)
- 5 Teams Tied With 3.1

BEST TURNOVER RATIO

- 2000 +3.44 (31/9)
- 1995 +3.17 (38/12)
- 1983 +2.31 (37/16)
- 1979 +2.30 (46/20)
- 1954 +2.24 (38/17)

INTERCEPTIONS

PASS INTERCEPTIONS

- 1970 2.2 (26 in 12 games)
- 1981 2.1 (25 in 12 games)
- 1983 2.1 (23 in 11 games)
- 1969 2.0 (22 in 11 games)
- 1984 1.8 (22 in 12 games)

INTERCEPTION RETURN YARDS

- 1960 31.4 (283 in 9 games)
- 1981 26.1 (313 in 12 games)
- 2006 25.8 (284 in 12 games)
- 1999 23.6 (260 in 11 games)
- 2000 22.8 (251 in 11 games)

FUMBLES

MOST FUMBLES RECOVERED

- 1979 2.5 (28 in 11 games)
- 1961 2.4 (24 in 10 games)
- 1973 2.1 (23 in 11 games)
- 1972 1.9 (21 in 11 games)
- 1971 1.8 (22 in 12 games)

MOST FUMBLES

- 1958 5.1 (46 in 9 games)
- 1977 3.8 (42 in 11 games)
- 1973 3.5 (38 in 11 games)
- 1976 3.5 (38 in 11 games)
- 1978 3.5 (38 in 11 games)

MOST FUMBLES LOST

- 1977 2.5 (27 in 11 games)
- 1951 2.2 (22 in 10 games)
- 1968 2.1 (21 in 10 games)
- 1975 2.1 (23 in 11 games)
- 1974 1.8 (20 in 11 games)

FEWEST FUMBLES

(minimum 9 games)

- 1995 0.8 (10 in 12 games)
- 2000 1.1 (12 in 11 games)
- 2005 1.2 (14 in 12 games)
- 1991 1.3 (14 in 11 games)
- 1999 1.3 (14 in 11 games)
- 1983 1.4 (15 in 11 games)

FEWEST FUMBLES LOST

(minimum 9 games)

- 1991 4 (11 games)
- 2000 5 (11 games)
- 2003 6 (12 games)
- 1999 6 (11 games)
- 1997 7 (12 games)
- 1990 7 (11 games)
- 2005 7 (12 games)

PUNTING

MOST PUNTS

- 1979 7.8 (86 in 11 games)
- 1977 7.4 (81 in 11 games)
- 1980 6.7 (74 in 11 games)
- 1978 6.7 (74 in 11 games)
- 1998 6.5 (78 in 12 games)

PUNTING AVERAGE

- 2007 45.2
- 2003 42.9
- 1996 42.6
- 2006 41.1
- 1998 41.0

NET PUNTING AVERAGE

- 2003 40.7
- 1996 40.1
- 2007 39.5*
- 1968 38.3
- 2006 37.9*

* Beginning in 2005, touchbacks counted against net punting avg.

PUNT RETURNS

- 1967 4.2 (42 in 10 games)
- 1971 3.8 (46 in 12 games)
- 1998 3.5 (42 in 12 games)
- 1984 3.0 (36 in 12 games)
- 1997 3.0 (36 in 12 games)

PUNT RETURN YARDAGE

- 1967 38.2 (382 in 10 games)
- 1969 33.3 (366 in 11 games)
- 2002 33.3 (466 in 14 games)
- 1997 30.8 (369 in 12 games)
- 2003 26.8 (321 in 12 games)

PUNT RETURN AVERAGE

- 2003 16.0 (20/321)
- 2002 14.6 (32/466)
- 1963 11.6 (23/266)
- 1962 10.3 (18/186)
- 1997 10.2 (36/369)

KICKOFF RETURNS

KICKOFF RETURNS

- 2007 5.33 (64 in 12 games)
- 2008 **5.17 (62 in 12 games)**
- 2002 4.28 (60 in 14 games)
- 1975 4.27 (47 in 11 games)
- 1994 4.27 (47 in 11 games)

KICKOFF RETURN YARDAGE

- 2008 **105.5 (1266 in 12 games)**
- 2007 100.9 (1211 in 12 games)
- 1993 88.6 (975 in 11 games)
- 1994 86.3 (949 in 11 games)
- 2002 85.6 (1,198 in 14 games)

BEST KICKOFF RETURN AVG.

- 1968 25.5 (30/764)
- 1993 22.7 (43/975)
- 2005 21.8 (36/785)
- 2000 21.2 (22/467)
- 1995 20.9 (42/878)

FIELD GOALS

MOST FIELD GOALS

- 1992 1.9 (21 in 11 games)
- 1990 1.6 (18 in 11 games)
- 1999 1.6 (18 in 11 games)
- 1989 1.5 (17 in 11 games)
- 2000 1.4 (15 in 11 games)

BEST FIELD GOAL PCT.

- 2005 100.0 (13-13)
- 2007 100.0 (13-13)
- 2004 90.0 (9-10)
- 1988 88.2 (15-17)
- 2006 87.5 (7-8)

PENALTIES

MOST PENALTIES

- 1951 9.3 (93 in 10 games)
- 2001 8.6 (103 in 12 games)
- 2005 7.5 (90 in 12 games)
- 1971 7.2 (86 in 12 games)
- 2007 7.2 (86 in 12 games)

FEWEST PENALTIES

- 1980 3.8 (42 in 11 games)
- 1986 3.8 (42 in 11 games)
- 1983 4.0 (44 in 11 games)
- 1999 4.0 (44 in 11 games)
- 1968 4.6 (46 in 10 games)

MOST YARDS PENALIZED

- 1951 83.6 (836 in 10 games)
- 2001 80.0 (960 in 12 games)
- 1971 71.3 (855 in 12 games)
- 2005 67.4 (809 in 12 games)
- 2006 66.8 (801 in 12 games)

FEWEST YARDS PENALIZED

(minimum 9 games)

- 1964 33.0 (330 in 10 games)
- 1963 36.2 (326 in 9 games)
- 1999 35.3 (388 in 11 games)
- 1962 39.3 (354 in 9 games)
- 2000 41.8 (460 in 11 games)



Tom Ward makes a stop in Toledo's win over 24-6 Penn State in 2000. The Rockets held the Nittnany Lions to 30 yards rushing on 27 carries that day. For the season, UT allowed just 81.5 yards rushing per game, the lowest figure in school history.

* Records include bowl games

Team Records - Game

SCORING/TDS

POINTS

1. 88 vs. Davis & Elkins, 1951
2. 87 vs. Findlay, 1923
3. 70 vs. Northern Illinois, 2007
4. 65 vs. Eastern Michigan, 2002
5. 63 vs. Bowling Green, 1935

OPPONENT POINTS

1. 145 by Detroit, 1917
2. 90 by Ohio Northern, 1917
3. 81 by Miami, 1953
4. 69 by Xavier, 1926
5. 63 by Minnesota, 2004
63 by Kansas, 2004

TOUCHDOWNS

1. 13 vs. Davis & Elkins, 1951
2. 10 vs. Northern Illinois, 2007
3. 9 vs. Eastern Michigan, 2002
4. 8 vs. Buffalo, 2003
8 vs. Bowling Green, 1935
8 vs. Western Illinois, 2005

OPPONENT TOUCHDOWNS

1. 21 by Detroit, 1917
2. 13 by Ohio Northern, 1917
3. 11 by Miami, 1953
4. 10 by Xavier, 1926
5. 9 (three times)

MOST POINTS - ONE HALF

1. 48 vs. Davis & Elkins, 1951 (1st)
48 vs. Eastern Michigan, 2002 (1st)
3. 42 vs. Eastern Michigan, 2003 (1st)
42 vs. Villanova, 1967 (1st)
42 vs. Northern Illinois, 2007 (1st)

MOST OPP. POINTS - ONE HALF

1. 49 by Kansas, 2004 (1st)
2. 42 by Ohio State, 1998 (1st)
42 by Boston College, 2002 (1st)
42 by Minnesota, 2004 (1st)
5. 37 by Purdue, 1994 (2nd)
37 by Ball State, 1977 (1st)

MOST POINTS - ONE QUARTER

1. 34 vs. Davis & Elkins, 1951 (1)
2. 30 vs. Weber State, 2000 (2)
3. 28 vs. E. Michigan, 2003 (2)
28 vs. E. Michigan, 2002 (2)
28 vs. W. Michigan, 1998 (3)
28 vs. W. Michigan, 2004 (2)
28 vs. Western Illinois, 2005 (2)

MOST OPP. POINTS - ONE QUAR.

1. 29 by McNeese St, 1988 (4th)
2. 28 by Boston College, 2002 (2nd)
28 by Kansas, 2004 (1st)
28 by Buffalo, 2007 (1st)
5. 27 by Fresno State 2005 (2nd)

MOST POINTS IN A LOSS

1. 54 vs. Fresno State, 2008 (55-54)
2. 45 vs. Marshall, 2002 (49-45)
3. 43 vs. Iowa State, 2006 (45-43)
4. 37 vs. E. Michigan, 1994 (40-37)
5. 35 vs. BGSU, 1973 (49-35)

MARGIN OF VICTORY

1. 88 (88-0 vs. Davis&Elkins, 1951)
2. 87 (87-0 vs. Findlay, 1922)
3. 63 (63-0 vs. Bowling Green, 1935)
4. 55 (55-0 vs. Detroit, 1941)
5. 52 (65-13 vs. E. Michigan, 2002)

MARGIN OF DEFEAT

1. 145 (145-0 vs. Detroit, 1917)
2. 90 (90-0 vs. Ohio Northern, 1917)
3. 81 (81-0 vs. Miami, 1953)
4. 63 (69-6 vs. Xavier, 1926)

TOTAL OFFENSE

MOST PLAYS

1. 114 vs. Bowling Green, 1973
2. 104 vs. Marshall, 1971
3. 103 vs. Tulsa, 1962
4. 92 vs. Northern Illinois, 2007

TOTAL OFFENSE

1. 812 vs. Northern Illinois, 2007
2. 685 vs. Buffalo, 2003
3. 665 vs. Bradley, 1950
4. 645 vs. Wayne State, 1950

FIRST DOWNS

FIRST DOWNS

1. 36 vs. Western Michigan, 2004
2. 35 vs. Central Michigan, 2003
35 vs. Northern Illinois, 2007
4. 33 vs. Pittsburgh, 2003
5. 32 vs. Western Michigan, 1999

FIRST DOWNS BY RUSHING

1. 26 vs. Kent State, 1981
2. 25 vs. Tulsa, 1962
3. 24 vs. Central Michigan, 2003

FIRST DOWNS BY PASSING

1. 19 vs. Miami, 1974
2. 17 vs. Western Michigan, 1971
17 vs. Iowa State, 2006
3. 16 vs. Western Michigan, 1973
16 vs. Eastern Michigan, 1997
16 vs. Marshall, 1998

FIRST DOWNS BY PENALTY

1. 5 vs. Ohio, 1989
5 vs. Northern Illinois, 1974
5 vs. Kent State, 1976

PASSING

PASSING YARDAGE

1. 468 vs. Ball State, 2004
2. 467 vs. Buffalo, 2003
3. 461 vs. Pittsburgh, 2003
4. 430 vs. Northern Illinois, 2007
5. 382 vs. Wisconsin, 1982

PASSES ATTEMPTED

1. 62 vs. Pittsburgh, 2003
2. 54 vs. Marshall, 1998
54 vs. Marshall, 1999
4. 53 vs. Syracuse, 2003
53 vs. Central Michigan, 2006

PASSES COMPLETED

1. 49 vs. Pittsburgh, 2003
2. 39 vs. Iowa State, 2006
3. 33 vs. Ball State, 2003
33 vs. Purdue, 1992
33 vs. Michigan, 2008

TOUCHDOWN PASSES

1. 6 vs. Buffalo, 2003
6 vs. Ball State, 2004
3. 5 vs. Marshall, 1970
5 vs. BGSU, 1997
5 vs. WMU, 1998
5 vs. UTEP, 2005

PASSES HAD INTERCEPTED

1. 5 vs. Miami, 1985
5 vs. Ohio State, 1998
3. 4 vs. Kent State, 1984
4 vs. Ball State, 1976
4 vs. Kent State, 1976

OPP. PASSES ATTEMPTED

1. 66 by La. Tech, 1999
2. 65 by Miami, 1987
3. 63 by San Jose St., 1981
4. 60 by BGSU, 2004
5. 59 by BGSU, 1983

OPP. PASSES COMPLETED

1. 44 by La. Tech, 1999
2. 43 by San Jose St., 1981
3. 38 by Nevada, 9/23/95
38 by Miami, 1987
5. 36 by Central Florida, 1998
36 by BGSU, 2004

OPP. PASSING YARDAGE

1. 604 by La. Tech, 1996
2. 508 by La. Tech, 1999
3. 469 by BSU, 1993
4. 467 by San Jose St., 1981
5. 434 by Nevada, 9/23/95

OPP. TOUCHDOWN PASSES

1. 8 by La. Tech, 1996
2. 4 (16 times)

RUSHING

RUSHING PLAYS

1. 95 vs. Tulsa, 1962
2. 80 vs. Youngstown, 1961
3. 78 vs. Marshall, 1961
4. 76 vs. Kent State, 1981
5. 66 vs. Bowling Green, 1995

NET YARDS RUSHING

1. 496 vs. Bradley, 1950
2. 472 vs. Central Michigan, 1999
3. 466 vs. Wayne State, 1950
4. 463 vs. Davis & Elkins, 1951
5. 445 vs. Kent State, 1981

OPP. NET YARDS RUSHING

1. 456 by Tampa, 1974
2. 455 by Central Michigan, 1994
3. 447 by Central Michigan, 1977
4. 438 by Miami, 1960
5. 427 by Kent State, 1955

OPP. RUSHING PLAYS

1. 77 by Central Michigan, 1975
2. 76 by Central Michigan, 1977
3. 75 by Kent State, 1978
4. 72 by Bowling Green, 1961
5. 71 by Bowling Green, 1980
71 by Miami, 1960

FUMBLES

MOST FUMBLES

1. 7 in 1977 vs. Central Michigan
2. 6 in 1968 vs. Kent State
6 in 1972 vs. Miami
6 in 1981 vs. Ohio
6 in 1982 vs. Kent
6 in 1990 vs. Arkansas State
6 in 1996 vs. Western Michigan

MOST FUMBLES LOST

1. 6 in 1972 vs. Miami

OPP. MOST FUMBLES LOST

1. 5 (six times)

PLACE KICKING

MOST FGs MADE


1. 6 in 1992 vs. Northern Illinois
2. 5 in 1989 vs. Ball State
5 in 2000 vs. Eastern Illinois
4. 4 (numerous)

MOST PAT KICKS MADE

1. 10 vs. Davis & Elkins, 1951
10 vs. Northern Illinois, 2007
3. 8 (6 times, last vs. WMU, 2005)

* Records include bowl games

Team Records - Game



The Rockets held Villanova to minus-17 yards rushing, the second-lowest total in team history, in a 52-6 victory in 1967.

PUNTING

MOST PUNTS

1. 15 vs. Arizona State, 1979
2. 12 vs. Kansas, 2006
3. 11 (five times)

PUNT YARDAGE

1. 617 vs. Arizona State, 1979
2. 484 vs. Kansas, 2006
3. 441 vs. East Carolina, 1977
4. 420 vs. Kansas, 2007

PUNTING AVERAGE

(minimum 4 attempts)

1. 56.5 vs. Central Florida, 1997
2. 53.8 vs. Western Michigan, 2007
3. 52.0 vs. Bowling Green, 1990
4. 51.8 vs. Central Michigan, 2007
5. 50.6 vs. Ball State, 2007

OPPONENT MOST PUNTS

1. 13 by Marshall, 1971
13 by Villanova, 1969
13 by Northern Illinois, 1967
4. 12 by Eastern Michigan, 2001
5. 11 (5 times)

OPPONENT PUNT YARDAGE

1. 501 by Villanova, 1969
2. 499 by Marshall, 1971
3. 455 by EMU, 2001
4. 451 by Northern Illinois, 1970
451 by Northern Illinois, 1967

OPP. PUNTING AVERAGE

(minimum 4 attempts)

1. 51.6 by Ohio State, 1998
2. 50.1 by Northern Illinois, 2001
3. 49.8 by Nevada, 12-14-95
4. 49.5 by Bowling Green, 1995

PUNT RETURNS

PUNT RETURNS

1. 10 vs. Northern Illinois, 1967
10 vs. Marshall, 1971
3. 8 vs. Marshall, 1970
8 vs. Bowling Green, 1968
8 vs. Akron, 1997
8 vs. Massachusetts, 1999

PUNT RETURN YARDAGE

1. 123 vs. Dayton, 1963
2. 113 vs. W. Michigan, 2002
3. 109 vs. Bowling Green, 2002
4. 98 vs. Akron, 1997
5. 88 vs. Bowling Green, 1970

KICKOFF RETURNS

KICKOFF RETURNS

1. 11 vs. Miami, 1954
2. 9 vs. Kent State, 1956
9 vs. Bowling Green, 1973
9 vs. Purdue, 2007

KICKOFF RETURN YARDAGE

1. 192 vs. Ohio, 1968
2. 188 vs. Iowa State, 2007
3. 173 vs. Boston College, 2002
4. 168 vs. Miami, 1954

TOTAL DEFENSE

FEWEST YARDS ALLOWED

1. 44 vs. Dayton, 1970
2. 45 vs. Detroit Tech, 1940
3. 49 vs. Northern Illinois, 1967

FEWEST PLAYS ALLOWED

1. 43 by Southern Illinois, 1963
2. 44 by Dayton, 1965
44 by Dayton, 1970

FIRST DOWNS ALLOWED

1. 0 in 1941 by Detroit Tech
2. 2 in 1970 by Dayton
3. 3 in 1971 by Marshall

TURNOVERS

MOST TURNOVERS CAUSED

1. 10 vs. Ball State, 1984
2. 7 vs. Ohio, 1985
7 vs. W. Reserve, 1950
7 vs. Marshall, 1970
7 vs. Cincinnati, 1995
7 vs. Northern Illinois, 1998

INTERCEPTIONS

PASS INTERCEPTIONS

1. 7 vs. Western Reserve, 1950
7 vs. Ohio, 1985
3. 6 (Five times - most recent vs. Northern Illinois, 1998)

INTERCEPTION RETURN YARDS

1. 152 in 2006 vs. Kansas
2. 120 in 1960 vs. Miami
3. 105 in 1984 vs. Ball State
- 4. 100 in 2008 vs. Michigan**
5. 98 in 2005 vs. W. Illinois

PASS DEFENSE

FEWEST YARDS PASSING

1. 0 vs. Northern Illinois, 1974
0 vs. Eastern Michigan, 1974
0 vs. Dayton, 1970
0 vs. Villanova, 1964

FEWEST COMPLETIONS

1. 0 (accomplished four times)
5. 1 (accomplished eight times)

PASSING FIRST DOWNS ALLOWED

1. 0 (accomplished nine times)

RUSHING DEFENSE

RUSHING 1st DOWNS ALLOWED

1. 0 vs. Detroit Tech, 1941
0 vs. Marshall, 1959
0 vs. Temple, 1961
0 vs. Villanova, 1964
0 vs. Kent State, 1964
0 vs. Ohio, 1967
0 vs. Dayton, 1970
0 vs. Northern Illinois, 1971
0 vs. Richmond, 1971

RUSHING YARDS ALLOWED

1. -109 vs. N. Illinois, 1967
2. -17 vs. Villanova, 1967
3. -13 vs. Bowling Green, 1969
-13 vs. Marshall, 1971

FEWEST RUSHING ATTEMPTS

1. 16 vs. W. Michigan, 1999
2. 18 vs. Marshall, 2002
3. 20 vs. La. Tech, 1999

PENALITIES

MOST PENALTIES

1. 19 vs. Temple, 2001
2. 15 vs. Texas Arlington, 1971
3. 14 vs. Ball State, 2001
4. 13 vs. Ohio, 1977
13 vs. Miami, 1990

MOST YARDS PENALIZED

1. 192 vs. Ohio, 1977
2. 185 vs. Temple, 2001
3. 154 vs. Texas-Arlington, 1971
4. 139 vs. Ball State, 2001
5. 137 vs. W. Michigan, 1991

* Records include bowl games

Individual Records - Rushing

CAREER RUSHING*

RUSHING YARDS

- Chester Taylor (1998-2001) 4,849
- Wasean Tait (1993-98)..... 4,338
- Trinity Dawson (2002-05)..... 3,474
- Jalen Parmele (2004-07)..... 3,119
- Casey McBeth (1991-94) 2,719
- Steve Morgan (1981-84) 2,540
- Kelvin Farmer (1983-86) 2,483
- Roland Moss (1966-68) 2,421
- Joe Schwartz (1970-72)..... 2,337
- Mike Alston (1976-79)..... 2,180

RUSHING ATTEMPTS

- Wasean Tait (1993-98)..... 837
- Chester Taylor (1998-2001) 834
- Trinity Dawson (2002-05)..... 674
- Roland Moss (1966-68) 655
- Steve Morgan (1981-84) 638
- Gene Swick (1972-75) 631
- Jalen Parmele (2004-07)..... 589
- Kelvin Farmer (1983-86)..... 574
- Joe Schwartz (1970-72)..... 554
- Casey McBeth (1991-94) 540

RUSHING AVERAGE

(minimum 200 attempts)

- Chester Taylor (1998-2001) 5.81
- Jalen Parmele (2004-07)..... 5.30
- Robert Pfefferle (1966-68) 5.22
- Wasean Tait (1993-98)..... 5.18
- Trinity Dawson (2002-05)..... 5.15
- Tony Harris (1968-70)..... 5.08
- Casey McBeth (1991-94)..... 5.04
- Antwon McCray (1999-2001)..... 5.03
- Mike Alston, Sr. (1976-79)..... 5.02
- Skip McCulley (1976-78)..... 4.95

100-YARD RUSHING GAMES

- Chester Taylor (1998-2001).....27
- Wasean Tait (1993-98).....18
- Trinity Dawson (2002-05)15
- Roland Moss (1966-68).....11
- Jalen Parmele (2004-07).....11
- Kelvin Farmer (1983-86).....10
- Neil Trotter (1987-90).....10
- Casey McBeth (1991-94).....10
- Steve Morgan (1981-84).....9
- Joe Schwartz (1970-72).....8

200-YARD RUSHING GAMES

- Chester Taylor (1998-2001).....4
- Wasean Tait (1993-98).....3
- Kelvin Farmer (1983-86).....2
- Emerson Cole (1947-49)2

CONSECUTIVE 100-YARD GAMES

- Wasean Tait (1995)12
- Jalen Parmele (2007)7
- Roland Moss (1968)5
- Kelvin Farmer (1986)5
- Arnold Smiley (1981).....5
- Chester Taylor (2000).....4
- Chester Taylor (2000).....4
- Trinity Dawson (2005)4
- Jalen Parmele (2006)4

RUSHING YARDS BY A QUARTERBACK

- Ryan Huzjak (1993-96)1,539
- Jim Kelso (1980-83).....1,235
- Maurice Hall (1978-81).....1,231
- Tavares Bolden (1999-2001)1,164
- Kevin Meger (1989-92).....1,161

SEASON RUSHING*

RUSHING YARDS (1,000+)

- Wasean Tait (1995).....2,090
- Chester Taylor (2001).....1,620
- Kelvin Farmer (1986).....1,532
- Jalen Parmele (2007)1,511
- Chester Taylor (2000).....1,470
- Trinity Dawson (2005)1,294
- Steve Morgan (1984).....1,291
- Dwayne Harris (1997).....1,278
- Chester Taylor (1999).....1,176
- Emerson Cole (1949)1,162
- Roland Moss (1968).....1,145
- Jalen Parmele (2006)1,131
- Joe Schwartz (1971).....1,130
- Casey McBeth (1994).....1,053
- Casey McBeth (1992).....1,037
- Morgan Williams (2008) 1,010**

RUSHING ATTEMPTS

- Wasean Tait (1995)370
- Steve Morgan (1984)336
- Kelvin Farmer (1986)299
- Chester Taylor (2001).....299
- Jalen Parmele (2007)276
- Roland Moss (1968)267
- Dwayne Harris (1997)254
- Chester Taylor (2000).....250
- Troy Parker (1990)233
- Trinity Dawson (2005)232

AVERAGE YARDS PER CARRY

- Jim Hays (1950) 74/5727.73
- Emerson Cole (1949) 160/1162.....7.26
- Jim Hays (1949) 43/2866.65
- Chester Taylor (1999) 182/1176.....6.46
- Julius Taormina (1953) 72/444.....6.16
- Morgan Williams (2008) 169/1010 ..5.98**
- Chester Taylor (2000) 250/1470.....5.88
- Astin Martin (2002) 135/785.....5.81
- Wasean Tait (1995) 370/2,090.....5.65
- William Bratton (2002) 114/639.....5.61

100-YARD GAMES

- Wasean Tait (1995)12
- Chester Taylor (2000).....10
- Roland Moss (1968)8
- Chester Taylor (2001).....8
- Dwayne Harris (1997)7
- Chester Taylor (1999).....7
- Trinity Dawson (2005)7
- Jalen Parmele (2007)7

QUICKEST TO 1,000 YARDS

- Wasean Tait (1995).....25 Qtrs.
- Dwayne Harris (1997)26 Qtrs.
- Kelvin Farmer (1986).....31 Qtrs.
- Chester Taylor (2001).....32 Qtrs.
- Jalen Parmele (2007)32 Qtrs.
- Chester Taylor (2000).....33 Qtrs.

RUSHING YARDS BY A QUARTERBACK

- Jim Kelso (1981)564
- Maurice Hall (1979)549
- Ryan Huzjak (1994).....537
- Bruce Gradkowski (2003)504
- Tavares Bolden (2000).....464

RUSHING YARDS BY A DUO

- Tait/Huzjak (1995).....2,516
(Tait-2,090, Huzjak-426)
- Taylor/McCray (1991)2,177
(Taylor-1,620, McCray-557)
- Parmele/Collins (2007).....2,147
(Parmele-1,511, Collins-636)
- Taylor/McCray (2000)2,037
(Taylor-1,470, McCray-567)
- McBeth/Tait (1994)1,970
(McBeth-1,053, Tait-917)

RUSHING YARDS BY A FRESHMAN

- Morgan Williams (2008).....1,010**
- Troy Parker (1990)879
- Astin Martin (2002)785
- Trinity Dawson (2002)754
- Wasean Tait (1993)656

RUSHING YARDS BY A SOPHOMORE

- Chester Taylor (1999).....1,176
- Arnold Smiley (1981).....1,013
- Trinity Dawson (2003)999
- Wasean Tait (1994).....917
- Neil Trotter (1988).....783

RUSHING YARDS BY A JUNIOR

- Wasean Tait (1995).....2,090
- Chester Taylor (2000).....1,470
- Dwayne Harris (1997)1,278
- Jalen Parmele (2006)1,131
- Joe Schwartz (1971)1,130

RUSHING YARDS BY A SENIOR

- Chester Taylor (2001).....1,620
- Kelvin Farmer (1986).....1,532
- Jalen Parmele (2007)1,511
- Trinity Dawson (2005)1,294
- Steve Morgan (1984).....1,291

* Records include bowl games

Individual Records - Rushing

GAME RUSHING

YARDS RUSHING (200+)

1. **Morgan Williams vs. Miami (2008) ..330**
2. Casey McBeth vs. Akron (1994).....304
3. Asa Jenkins vs. Davis & Elkins (1951)..289
4. Jalen Parmele vs. Ohio (2007).....241
5. Emerson Cole vs. N. Dakota (1949).....230
Chester Taylor vs. N. Illinois (2000) ..230
7. Wasean Tait vs. BGSU (1995).....224
8. Arnold Smiley vs. Kent St. (1981).....221
9. Wasean Tait vs. Ohio (1995).....219
10. Chester Taylor vs. CMU (1999).....218
11. Tony Harris vs. Villanova (1969).....217
12. Kelvin Farmer vs. Ohio (1986).....210
13. Roland Moss vs. Richmond (1968)...209
Chester Taylor vs. BGSU (1999).....209
15. Mike Alston vs. Kent State (1977).....208
16. Joe Schwartz vs. E. Carolina (1971)..206
Emerson Cole vs. N.H. (1949).....206
18. Troy Parker vs. N. Illinois (1990).....205
Neil Trotter vs. Kent State (1990).....205
20. Dwayne Harris vs. CMU (1997).....203
Chester Taylor vs. WMU (2001).....203
22. Wasean Tait vs. Akron (1995).....202

RUSHING ATTEMPTS

1. Wasean Tait vs. Ohio (1995).....44
2. Wasean Tait vs. BGSU (1995).....41
3. Troy Parker vs. N. Illinois (1990).....40
4. Steve Morgan vs. N. Illinois (1982)....39
5. Kelvin Farmer vs. Ohio (1986).....38
Chester Taylor vs. Navy (2001).....38
Jalen Parmele vs. Ohio (2007).....38
8. Kelvin Farmer vs. BGSU (1986).....37
Arnold Smiley vs. KSU (1981).....37
Roland Moss vs. Richmond (1968).....37

AVERAGE YARDS PER ATTEMPT

(minimum 5 attempts)

1. Asa Jenkins vs. Davis & Elkins (1951)..20.6
2. Tavares Bolden vs. CMU (1999).....19.2
3. Jim Hays vs. Wayne State (1950).....17.6
4. Bob Halgas vs. Wayne State (1950).....15.4
5. Emerson Cole vs. N. Dakota (1949)...15.3
6. Tavares Bolden vs. Cinc. (2001).....14.1
7. Tony Harris vs. Villanova (1969).....12.8
8. Dwayne Harris vs. Akron (1995).....12.2
John Schneider vs. Villanova (1967).....12.2
10. **Morgan Williams vs. Miami (2008) ..11.8**

LONGEST RUN FROM SCRIMMAGE

1. Ben Tombaugh vs. Austin Peay (1988).. 95
2. Jalen Parmele vs. Ball State (2006)..... 92
3. Jim Gray vs. Bowling Green (1963)....88
4. **Morgan Williams vs. Miami (2008)86**
5. Willis Bell vs. CMU (1978).....84
6. Asa Jenkins vs. Davis & Elkins (1951)..83
7. Joe Schwartz vs. East Carolina (1971)..82
8. Joe Schwartz vs. BGSU (1971).....80
Ed Kaser vs. WMU (1956).....80
10. Robert Pfefferle vs. Xavier (1966).....78

LONGEST TD RUN

1. Ben Tombaugh vs. Austin Peay (1988)..95
2. Jalen Parmele vs. Ball State (2006)....92
3. **Morgan Williams vs. Miami (2008)86**
4. Joe Schwartz vs. BGSU (1971).....80
Ed Kaser vs. WMU (1956).....80

RUSHING YARDS BY A QUARTERBACK

1. Maurice Hall vs. BGSU (1979).....142
2. Maurice Hall vs. Kent St. (1979).....127
3. Maurice Hall vs. Kent St. (1978).....127
4. Tavares Bolden vs. CMU (1999).....115
5. Jim Kelso vs. Ball State (1981).....113
6. Kevin Meger vs. BGSU (1991).....104
7. Chuck Ealey vs. Marshall (1969).....101
Jeff Hepinstall vs. Ohio (1977).....101
Maurice Hall vs. Ohio (1978).....101
Jim Kelso vs. WMU (1980).....101

RUSHING YARDS BY A DUO

1. **M. Williams/A. Thomas (2008).....370 (Williams 330, Thomas 40; vs. Miami)**
2. McBeth/Mays (1994).....340
(McBeth-304, Mays-36; vs. Akron)
3. Taylor/Bolden (1999).....333
(Taylor-218, Bolden-115; vs. CMU)
Smiley/Hall (1981).....333
(Smiley-221, Hall-112; vs. Kent State)
5. Taylor/McCray (2001).....306
(Taylor-186, McCray-120; vs. Minnesota)

RUSHING YARDS BY A FRESHMAN

1. **Morgan Williams vs. Miami (2008) ..330**
2. Troy Parker vs. NIU (1990).....205
3. Skip McCulley vs. Marshall (1976)....172
4. Wasean Tait vs. Kent State (1993)....164
5. Troy Parker vs. Ohio (1990).....145

RUSHING YARDS BY A SOPHOMORE

1. Arnold Smiley vs. Kent State (1981) ...221
2. Chester Taylor vs. CMU (1999).....218
3. Chester Taylor vs. BGSU (1999).....209
4. Mike Alston vs. Kent State (1977)....208
5. Neil Trotter vs. Kent State (1988).....196

RUSHING YARDS BY A JUNIOR

1. Chester Taylor vs. NIU (2000).....230
2. Wasean Tait vs. BGSU (1995).....224
3. Wasean Tait vs. Ohio (1995).....219
4. Tony Harris vs. Villanova (1969).....217
5. Joe Schwartz vs. E. Carolina (1971)....206

RUSHING YARDS BY A SENIOR

1. Casey McBeth vs. Akron (1994).....304
2. Asa Jenkins vs. Davis & Elkins (1951)..289
3. Jalen Parmele vs. Ohio (2007).....241
4. Emerson Cole vs. North Dakota (1949)...230
5. Kelvin Farmer vs. Ohio (1986).....210

* Records include bowl games



Morgan Williams ran wild for 330 yards vs. Miami in 2008.

Individual Records - Passing

CAREER PASSING

PASSING YARDAGE

1. Bruce Gradkowski (2002-05).....	9,225
2. Gene Swick (1972-75)	7,266
3. Ryan Huzjak (1993-96).....	6,926
4. Kevin Meger (1989-92)	6,023
5. Chris Wallace (1995-98).....	5,454
6. Tavares Bolden (1999-2001)	5,417
7. Chuck Ealey (1969-71).....	5,275
8. Aaron Opelt (2006-pres.).....	4,807
9. Jim Kelso (1980-83).....	4,773
10. A.J. Sager (1983-86).....	4,165

PASSING ATTEMPTS

1. Bruce Gradkowski (2002-05).....	1,123
2. Ryan Huzjak (1993-96).....	1,067
3. Gene Swick (1972-75)	938
4. Kevin Meger (1989-92).....	892
5. Chris Wallace (1995-98).....	848
6. Tavares Bolden (1999-2001)	831
7. Aaron Opelt (2006-pres.).....	813
8. A.J. Sager (1983-86).....	753
9. Chuck Ealey (1969-71).....	697
10. Jim Kelso (1980-83).....	681

PASS COMPLETIONS

1. Bruce Gradkowski (2002-05).....	766
2. Ryan Huzjak (1993-96).....	600
3. Gene Swick (1972-75)	556
4. Tavares Bolden (1999-2001)	498
5. Aaron Opelt (2006-pres.).....	471
6. Kevin Meger (1989-92).....	465
7. Chris Wallace (1995-98).....	454
8. A.J. Sager (1983-86).....	391
9. Chuck Ealey (1969-71).....	385
10. Jim Kelso (1980-83).....	354

PASS COMPLETION PERCENTAGE (Minimum 400 attempts)

1. Brian Jones (2001-02).....	68.9
2. Bruce Gradkowski (2002-05).....	68.2
3. Tavares Bolden (1999-2001).....	59.9
4. Gene Swick (1972-75).....	59.3
5. Aaron Opelt (2006-pres.).....	57.9
6. Ryan Huzjak (1993-96).....	56.2
7. Chuck Ealey (1969-71).....	55.2
8. Chris Wallace (1995-97).....	54.7
9. Mark Melfi (1987-89).....	53.2
10. Kevin Meger (1989-92).....	52.1

TOUCHDOWN PASSES

1. Bruce Gradkowski (2002-05).....	85
2. Ryan Huzjak (1993-96).....	52
3. Chuck Ealey (1969-71).....	45
4. Chris Wallace (1995-97).....	44
5. Gene Swick (1972-75).....	43
6. Tavares Bolden (1998-2001).....	34
7. Aaron Opelt (2006-pres.).....	30
8. Brian Jones (2001-02).....	26
9. Jim Kelso (1980-83).....	24
10. Kevin Meger (1989-92).....	23

PASSES HAD INTERCEPTED

1. Gene Swick (1972-75).....	44
2. A.J. Sager (1983-86).....	39
3. Jim Kelso (1980-83).....	36
4. Kevin Meger (1989-92).....	34
5. Ryan Huzjak (1993-96).....	31



Bruce Gradkowski finished his career as the all-time leading passer at Toledo with 9,225 yards.

6. John Schneider (1965-67).....	30
7. Chuck Ealey (1969-71).....	29
Sam Tisci (1955-57).....	29
9. Bruce Gradkowski (2002-05).....	27
10. Maurice Hall (1978-81).....	24

PASSING EFFICIENCY (Yds per att x 8.4) + (completion %) + (TD % x 3.3) - (Int. % x 2)

1. Bruce Gradkowski (2002-05).....	157.40
2. Brian Jones (2001-02).....	149.45
3. Chuck Ealey (1969-71).....	131.79
4. Gene Swick (1972-75).....	130.30
5. Tavares Bolden (1999-2001).....	124.10

PASSING YARDS PER ATTEMPT

1. Bruce Gradkowski (2002-05).....	8.2
2. Gene Swick (1972-75).....	7.7
3. Chuck Ealey (1969-71).....	7.6
4. Jim Kelso (1980-83).....	7.0
5. Kevin Meger (1989-92).....	6.8
6. Mark Melfi (1987-89).....	6.7
Tavares Bolden (1999-2001).....	6.7
8. Tim Kubiak (1992-94).....	6.6
9. Ryan Huzjak (1993-96).....	6.5
10. Chris Wallace (1995-98).....	6.4

TOUCHDOWN PASS PERCENTAGE

1. Bruce Gradkowski (2002-05).....	7.5%
2. Chuck Ealey (1969-71).....	6.5%
3. Chris Wallace (1995-98).....	5.2%
4. Maurice Hall (1978-81).....	5.3%
5. Ryan Huzjak (1993-96).....	4.9%

PASS INTERCEPTION AVOIDANCE

1. Tavares Bolden (1998-2001).....	2.0%
2. Chris Wallace (1995-98).....	2.2%
3. Aaron Opelt (2006-pres.).....	2.3%
4. Bruce Gradkowski (2002-05).....	2.4%
5. Brian Jones (2001-02).....	2.6%

300-YARD PASSING GAMES

1. Bruce Gradkowski (2002-05).....	9
2. Brian Jones (2001-02).....	5
3. Gene Swick (1972-75).....	4

SEASON PASSING

PASSING YARDAGE

1. Bruce Gradkowski (2004).....	3,518
2. Brian Jones (2002).....	3,446
3. Bruce Gradkowski (2003).....	3,210
4. Chris Wallace (1997).....	2,955
5. Gene Swick (1975).....	2,487
6. Chris Wallace (1998).....	2,476
7. Bruce Gradkowski (2005).....	2,469
8. Tavares Bolden (2001).....	2,466
9. Gene Swick (1974).....	2,234
Gene Swick (1973).....	2,234

PASSES ATTEMPTED

1. Chris Wallace (1997).....	433
2. Brian Jones (2002).....	423
3. Chris Wallace (1998).....	400
4. Bruce Gradkowski (2004).....	399
5. Bruce Gradkowski (2003).....	389
6. Aaron Opelt (2008).....	376
7. Ryan Huzjak (1996).....	332
Bruce Gradkowski (2005).....	332
9. Tavares Bolden (2001).....	319
10. Gene Swick (1975).....	308

PASSES COMPLETED

1. Brian Jones (2002).....	297
2. Bruce Gradkowski (2004).....	280
3. Bruce Gradkowski (2003).....	277
4. Chris Wallace (1997).....	232
5. Aaron Opelt (2008).....	225
6. Chris Wallace (1998).....	219
7. Tavares Bolden (2001).....	214
8. Bruce Gradkowski (2005).....	207
9. Gene Swick (1975).....	190
10. Ryan Huzjak (1996).....	183

PASS COMPLETION PERCENTAGE

1. Bruce Gradkowski (2003).....	71.2%
2. Brian Jones (2002).....	70.2%
3. Bruce Gradkowski (2004).....	70.2%
4. Tavares Bolden (2001).....	67.1%
5. Lee Pete (1947).....	65.2%
6. Bruce Gradkowski (2005).....	62.3%
7. Gene Swick (1974).....	62.0%
8. Gene Swick (1975).....	61.6%
9. Aaron Opelt (2008).....	59.8%
10. Ryan Huzjak (1994).....	58.8%

* Records include bowl games



Individual Records - Passing



Gene Swick, here receiving a silver "Award of Distinction" from Johnny Unitas at the 1975 Columbus Touchdown Club Dinner, set a then-NCAA record with 7,266 yards passing from 1972-75.

TOUCHDOWN PASSES

1. Bruce Gradkowski (2003)	29
Bruce Gradkowski (2005)	29
3. Bruce Gradkowski (2004)	27
Chris Wallace (1997)	27
5. Brian Jones (2002)	23
6. Ryan Huzjak (1994)	17
Chris Wallace (1998)	17
Chuck Ealey (1970)	17
9. Chuck Ealey (1971)	15
Gene Swick (1975)	15
Ryan Huzjak (1995)	15
Ryan Huzjak (1996)	15

PASSES HAD INTERCEPTED

1. Bob Aubry (1950)	18
2. Gene Swick (1973)	17
3. A. J. Sager (1984)	16
4. Mark Melfi (1989)	15
Dennis Wilkie (1959)	15
6. Jim Kelso (1982)	14
John Schneider (1966)	14
8. Kevin Meger (1991)	13
Jeff Heppinstall (1976)	13
Gene Swick (1974)	13
Chuck Ealey (1971)	13
Dan Simrell (1964)	13

PASSING EFFICIENCY

(Yds per att x 8.4) + (completion %) + (TD % x 3.3) - (Int. % x 2)

1. Bruce Gradkowski (2004)	162.6
2. Bruce Gradkowski (2003)	161.5
3. Brian Jones (2002)	152.3
4. Bruce Gradkowski (2003)	146.4
5. Tavares Bolden (2001)	141.7

PASSING YARDS PER ATTEMPT

1. Bruce Gradkowski (2004)	8.5
2. Bruce Gradkowski (2003)	8.2
Chuck Ealey (1969)	8.2

4. Gene Swick (1975)	8.1
Brian Jones (2002)	8.1
6. Tavares Bolden (2001)	7.7
7. Gene Swick (1974)	7.8
8. Chuck Ealey (1971)	7.7
9. Gene Swick (1973)	7.4
Bruce Gradkowski (2005)	7.4

TOUCHDOWN PASS PERCENTAGE

(minimum 100 attempts)

1. Bruce Gradkowski (2005)	8.7%
2. Bruce Gradkowski (2003)	7.5%
3. Chuck Ealey (1969)	7.4%
4. Bruce Gradkowski (2004)	6.8%
5. Chuck Ealey (1971)	6.3%
6. Chris Wallace (1997)	6.2%
7. Chuck Ealey (1970)	6.0%
8. Ryan Huzjak (1994)	5.9%
9. Brian Jones (2002)	5.4%
10. Gene Swick (1973)	5.0%

PASS INTERCEPTION AVOIDANCE

1. Tavares Bolden (2000)	1.4%
2. Bruce Gradkowski (2003)	1.8%
3. Tavares Bolden (2001)	1.9%
Ryan Huzjak (1995)	1.9%
Bruce Gradkowski (2004)	1.9%
Aaron Opelt (2008)	1.9%

GAME PASSING

PASSING YARDAGE

1. Bruce Gradkowski vs. Pitt (2003)	461
2. Bruce Gradkowski vs. BSU(2004)	455
3. B. Gradkowski vs. Buffalo (2003)	435
4. Aaron Opelt vs. N. Illinois (2007)	387
5. Jim Kelso vs. Wisconsin (1982)	382
6. Chuck Ealey vs. W. Michigan (1971)	381
7. Tavares Bolden vs. Ohio (2001)	374
8. Clint Cochran vs. Iowa St. (2006)	367
9. Chris Wallace vs. Miami (1997)	364
10. Gene Swick vs. CMU (1975)	364

PASSES ATTEMPTED

1. Bruce Gradkowski vs Pitt (2003)	62
2. Chris Wallace vs. Marshall (1998)	54
3. Tavares Bolden vs. Marshall (1999)	53
4. Kevin Meger vs. Purdue (1992)	52
Aaron Opelt vs. CMU (2006)	52
6. B. Gradkowski vs. Syracuse (2003)	50
Tavares Bolden vs. WMU (2000)	50
Aaron Opelt vs. Michigan (2008)	50
9. Clint Cochran vs. Iowa St. (2006)	49
10. Chris Wallace vs. E. Michigan (1997)	48

PASSES COMPLETED

1. Bruce Gradkowski vs. Pitt (2003)	49
2. Clint Cochran vs. Iowa State (2006)	39
3. Bruce Gradkowski vs. BSU (2003)	33
Kevin Meger vs. Purdue (1992)	33
Aaron Opelt vs. Michigan (2008)	33
6. B. Gradkowski vs. Syracuse (2003)	31
Tavares Bolden vs. Ohio (2001)	31
Brian Jones vs. Pittsburgh (2002)	31
Aaron Opelt vs. CMU (2006)	31

* Records include bowl games

TOUCHDOWN PASSES

1. Bruce Gradkowski vs. Buff. (2003)	6
Bruce Gradkowski vs. BSU (2004)	6
3. Chris Wallace vs. BGSU (1997)	5
Chris Wallace vs. WMU (1998)	5
Bruce Gradkowski vs. UTEP (2005)	5
6. Chuck Ealey vs. Marshall (1970)	4
Chuck Ealey vs. W. Michigan (1971)	4
Tim Kubiak vs. S. Illinois (1993)	4
Chris Wallace vs. E. Michigan (1997)	4
Bruce Gradkowski vs. Miami (2004)	4
Aaron Opelt vs. N. Illinois (2007)	4

PASS COMPLETION PERCENTAGE

(minimum 10 attempts)

1. B. Gradkowski vs. Buffalo (2003)	92.0 (23-25)
2. Bruce Gradkowski vs. NIU (2003)	88.8 (24-27)
3. B. Gradkowski vs. Liberty (2003)	87.5 (14-16)
4. Ryan Huzjak vs. Kent State (1994)	86.7 (13-15)
Gene Swick vs. Dayton (1974)	86.7 (13-15)
6. Bob Aubry vs. Wayne St. (1950)	85.7 (12-14)
7. B. Gradkowski vs. WMU (2004)	85.2 (23-27)
8. Gene Swick vs. Ohio (1973)	83.3 (20-24)
9. B. Gradkowski vs. EMU (2004)	81.5 (22-27)
B. Gradkowski vs. Temple (2004)	81.5 (22-27)

LONGEST PASS COMPLETION

1. Bruce Gradkowski to Kenny Higgins	96
(vs. Ball State, 2004)	
2. Mark Melfi to Jerry Evans	92
(vs. Central Michigan, 1987)	
3. Tavares Bolden to Mel Long	87
(vs. Marshall, 1999)	
4. Chris Wallace to Ray Curry	86
(vs. Miami, 1997)	
Lee Pete to Dave Hamlar	86
(vs. Canisius, 1947)	

LONGEST TOUCHDOWN PASS

1. Bruce Gradkowski to Kenny Higgins	96
(vs. Ball State, 2004)	
2. Mark Melfi to Jerry Evans	92
(vs. Central Michigan, 1987)	
3. Chris Wallace to Ray Curry	86
(vs. Miami, 1997)	
Lee Pete to Dave Hamlar	86
(vs. Canisius, 1947)	
5. Brian Jones to Carl Ford	84
(vs. Northern Illinois, 2002)	



Aaron Opelt completed 33 passes in a 13-10 win over Michigan in 2008.

Individual Records - Receiving

CAREER RECEIVING

RECEPTIONS

1. Lance Moore (2001-04).....	222
2. Steve Odom (2003-06).....	216
3. Dontà Greene (1999-2002).....	188
4. Nick Moore (2005-08).....	182
5. Mel Long (1997-2000).....	175
6. Don Fair (1969-71).....	171
7. Stephen Williams (2006-pres.).....	150
8. Carl Ford (1999-2002).....	149
9. Brock Kreitzburg (1995-98).....	134
10. Rick Isaiah (1987-90).....	126

PASS RECEPTION YARDAGE

1. Lance Moore (2001-04).....	2,776
2. Steve Odom (2003-06).....	2,631
3. Don Fair (1969-71).....	2,191
4. Mel Long (1997-2000).....	2,188
5. Nick Moore (2005-08).....	2,045
6. Stephen Williams (2006-pres.).....	2,037
7. Dontà Greene (1999-2002).....	1,979
8. Carl Ford (1999-2002).....	1,966
9. Rick Isaiah (1987-90).....	1,939
10. Don Seymour (1972-74).....	1,758

TOUCHDOWN RECEPTIONS

1. Lance Moore (2001-04).....	25
2. Mel Long, Jr. (1997-2000).....	21
3. Steve Odom (2003-06).....	19
4. Andrew Clarke (2001-05).....	18
5. Don Seymour (1972-74).....	17
Carl Ford (1999-2002).....	17
7. Stephen Williams (2006-pres.).....	16
8. Don Fair (1969-71).....	13
Chris Hopkins (2004-07).....	13
Nick Moore (2005-08).....	13

YARDS PER RECEPTION AVERAGE

Minimum 50 receptions

1. Butch Hunyadi (1978-81).....	20.2
2. Scott Resseguie (1973-76).....	17.3
3. Capus Robinson (1980-83).....	17.0
4. Al Baker (1969-71).....	16.6
5. Don Seymour (1972-74).....	16.1
6. Romauldo Brown (1988-90).....	16.0
7. Eric Hutchinson (1984-87).....	15.5
8. Randy Whately (1973-74).....	15.4
9. Tom Boyd (1991-94).....	14.0
10. 3 Players Tied.....	13.9

CONSECUTIVE GAMES WITH AT LEAST ONE RECEPTION

1. Steve Odom (2003-06).....	49
2. Mel Long (1997-2000).....	46
3. Dontà Greene (1999-2002).....	32
4. Lance Moore (2001-04).....	27
5. Carl Ford (1999-2002).....	26

SEASON RECEIVING

RECEPTIONS

1. Lance Moore (2003).....	103
2. Lance Moore (2004).....	90
3. Don Fair (1970).....	81
4. Carl Ford (2002).....	79
5. Nick Moore (2008).....	78
6. John Ross (1974).....	77
7. Stephen Williams (2007).....	73
8. Stephen Williams (2008).....	71
9. Dontà Greene (2001).....	64
10. Dontà Greene (2002).....	63

PASS RECEPTION YARDAGE

1. Lance Moore (2003).....	1,194
2. Lance Moore (2004).....	1,189
3. Stephen Williams (2007).....	1,169
4. Carl Ford (2002).....	1,062
5. Don Fair (1970).....	949
6. Jeff Calabrese (1972).....	886
John Ross (1974).....	886
8. Steve Odom (2003).....	838
9. Stephen Williams (2008).....	781
10. Nick Moore (2008).....	779

TOUCHDOWN RECEPTIONS

1. Lance Moore (2004).....	14
2. Lance Moore (2003).....	9
Don Seymour (1973).....	9
Carl Ford (2002).....	9
5. Andrew Clarke (2003).....	8
Chuck Hardy (1948).....	8
Don Seymour (1974).....	8
Tom Boyd (1994).....	8
Nick Moore (2007).....	8
Stephen Williams (2008).....	8

YARDS PER RECEPTION AVERAGE

Minimum 10 receptions

1. Rod Achter (1980 - 269y/10r).....	26.9
2. Butch Hunyadi (1978 - 494y/19r).....	26.0
3. Rod Achter (1981 - 361y/14r).....	25.7
4. C. Robinson (1981 - 254y/10r).....	25.4
5. Tyrone Brown (1993 - 303y/12r).....	25.3
Bob Smith (1959 - 455y/18r).....	25.3
7. Glyn Smith (1971 - 466y/19r).....	24.5
8. Gene Cook (1955 - 230y/10r).....	23.0
9. Al Baker (1969 - 435y/21r).....	20.7
10. Butch Hunyadi (1980 - 241y/12r).....	20.1

GAME RECEIVING

RECEPTIONS

1. Nick Moore vs. Michigan (2008).....	20
2. Lance Moore vs. Pittsburgh (2003).....	15
Stephen Williams vs. Buffalo (2007) ..	15
4. John Ross vs. Tampa (1974).....	14
5. Lance Moore vs. CMU (2003).....	13
Jeff Calabrese vs. Miami (1972).....	13
Marcus Goodwin vs. Purdue (1992).....	13
Chris Hopkins vs. Iowa St. (2006).....	13
9. John Ross vs. Miami (1974).....	12
Stephen Williams vs. Arizona (2008) ..	12

PASS RECEPTION YARDAGE

1. Kenny Higgins vs. BSU (2004).....	233
2. Jeff Calabrese vs. Miami (1972).....	203
3. Lance Moore vs. Buffalo (2003).....	195
4. Jeff Hepinstall vs. W. Carolina (1975) ..	181
Capus Robinson vs. KSU (1983).....	181
6. James Spriggs vs. Ohio (1996).....	176
7. Stephen Williams vs. Buffalo (2007) ..	172
8. Eric Hutchinson vs. KSU (1986).....	163
9. Lance Moore vs. Pitt (2003).....	162
Nick Moore vs. Michigan (2008).....	162

TOUCHDOWN RECEPTIONS

1. Lance Moore vs. Buffalo (2003).....	3
Kenny Higgins vs. BSU (2004).....	3
Lance Moore vs. WMU (2004).....	3
Chris Hopkins vs. Iowa State (2006).....	3
Nick Moore vs. N. Illinois (2007).....	3

SHORTEST TIME BETWEEN TOUCHDOWN RECEPTIONS

1. Mel Long vs. WMU (1998).....	25 sec.
---------------------------------	---------

YARDS PER RECEPTION AVERAGE

Minimum 100 yards

1. Scott Resseguie vs. KSU (1975).....	53.0 (2-106)
2. Butch Hunyadi vs. BGSU (1978).....	42.7 (3-128)
3. Al Baker vs. Ohio (1969).....	40.0 (4-160)
4. Jim Seymour vs. CMU (1973).....	39.3 (3-118)
5. Rod Achter vs. WMU (1981).....	37.3 (3-112)
Henry Burch vs. Villanova (1966).....	37.3 (3-112)
7. James Thibert vs. S. Dak. St. (1962).....	36.7 (3-110)
8. Glyn Smith vs. WMU (1971).....	36.3 (3-109)
9. Capus Robinson vs. BSU (1982).....	34.0 (4-136)
10. Rick Isaiah vs. BGSU (1989).....	31.0 (4-124)
Carl Ford vs. NIU (2002).....	31.0 (4-124)

LONGEST RECEPTION

1. Kenny Higgins from Bruce Gradkowski ..	96
(vs. Ball State, 2004)	
2. Jerry Evans from Mark Melfi ..	92
(vs. Central Michigan, 1987)	
3. Mel Long from Tavares Bolden ..	87
(vs. Marshall, 1999)	
4. Ray Curry from Chris Wallace ..	86
(vs. Miami, 1997)	
Dave Hamlar from Lee Pete ..	86
(vs. Canisius, 1947)	

LONGEST TOUCHDOWN RECEPTION

1. Kenny Higgins from Bruce Gradkowski ..	96
(vs. Ball State, 2004)	
2. Jerry Evans from Mark Melfi ..	92
(vs. Central Michigan, 1987)	
3. Ray Curry from Chris Wallace ..	86
(vs. Miami, 1997)	
Dave Hamlar from Lee Pete ..	86
(vs. Canisius, 1947)	
5. Carl Ford from Brian Jones ..	84
(vs. Northern Illinois, 2002)	

* *Records include bowl games
Active players in bold*

Individual Records - Scoring/Offense

CAREER SCORING

POINTS SCORED

1. Chester Taylor (1998-2001).....	366
2. Todd France (1998-2001).....	337
3. Jason Robbins (2002-05).....	325
4. Rusty Hanna (1989-92).....	298
5. Joe Schwartz (1970-72).....	254

TOUCHDOWNS

1. Chester Taylor (1998-2001).....	61
2. Joe Schwartz (1970-72).....	42
3. Wasean Tait (1993-98).....	40
4. Roland Moss (1966-68).....	36
Trinity Dawson (2002-05).....	36

TOUCHDOWNS BY RUSHING

1. Chester Taylor (1998-2001).....	56
2. Wasean Tait (1993-98).....	38
3. Joe Schwartz (1970-72).....	35
4. Roland Moss (1966-68).....	32
5. Emerson Cole (1947-49).....	31

TOUCHDOWNS BY RECEIVING

1. Lance Moore (2001-04).....	25
2. Mel Long, Jr. (1997-2000).....	21
3. Steve Odom (2003-06).....	19
4. Andrew Clarke (2001-05).....	18
5. Don Seymour (1972-74).....	17
Carl Ford (1999-2002).....	17
7. Stephen Williams (2006-pres.).....	16
8. Don Fair (1969-71).....	13
Chris Hopkins (2004-07).....	13
Nick Moore (2005-08).....	13

POINTS SCORED BY KICKING

1. Todd France (1998-2001).....	331
2. Jason Robbins (2002-05).....	325
3. Rusty Hanna (1989-92).....	298
4. Bruce Nichols (1985-88).....	220
5. Tony Lee (1980-83).....	205

SEASON SCORING

TOUCHDOWNS

1. Chester Taylor (2001).....	24
Wasean Tait (1995).....	24
3. Joe Schwartz (1971).....	20
4. Chester Taylor (2000).....	19
5. Roland Moss (1967).....	16
Kelvin Farmer (1986).....	16
Jalen Parmele (2007).....	16

RUSHING TOUCHDOWNS

1. Wasean Tait (1995).....	24
2. Chester Taylor (2001).....	21
3. Chester Taylor (2000).....	18
Joe Schwartz (1971).....	18
5. Kelvin Farmer (1986).....	16

POINTS SCORED

1. Chester Taylor (2001).....	144
Wasean Tait (1995).....	144
3. Joe Schwartz (1971).....	120
4. Chester Taylor (2000).....	114

5. Roland Moss (1967).....	96
Kelvin Farmer (1986).....	96
Emerson Cole (1949).....	96
Jalen Parmele (2007).....	96

POINTS BY KICKING

1. Todd France (2001).....	97
2. Todd France (2000).....	94
3. Jason Robbins (2002).....	93
Jason Robbins (2005).....	93
5. Rusty Hanna (1992).....	89

GAME SCORING

POINTS

1. Casey McBeth vs. Akron (1994).....	32
2. Gib Stick vs. Findlay (1923).....	30
Joe Schwartz vs. Kent State (1971).....	30
Chester Taylor vs. CMU (2001).....	30

TOUCHDOWNS

1. Gib Stick vs. Findlay (1923).....	5
Joe Schwartz vs. Kent State (1971).....	5
Casey McBeth vs. Akron (1994).....	5
Chester Taylor vs. CMU (2001).....	5

RUSHING TOUCHDOWNS

1. Gib Stick vs. Findlay (1923).....	5
Joe Schwartz vs. Kent State (1971).....	5

TOUCHDOWNS RESPONSIBLE FOR

1. Bruce Gradkowski vs. Buffalo (2003).....	6
Bruce Gradkowski vs. BSU (2004).....	6

CAREER ALL-PURPOSE

ALL-PURPOSE YARDAGE

1. Chester Taylor (1998-2001).....	5,437
2. Wasean Tait (1993-98).....	5,308
3. Lance Moore (2001-04).....	4,146
4. Jalen Parmele (2004-07).....	4,097
5. Donta' Greene (1999-2002).....	4,036

SEASON ALL-PURPOSE

ALL-PURPOSE YARDAGE

1. Wasean Tait (1995).....	2,326
2. Jalen Parmele (2007).....	2,228
3. Donta' Greene (2002).....	1,982
4. Lance Moore (2003).....	1,895
5. Chester Taylor (2001).....	1,862

GAME ALL-PURPOSE

ALL-PURPOSE YARDAGE

1. Casey McBeth vs. Akron (1994).....	370
2. Jalen Parmele vs. Ohio (2007).....	341
3. Morgan Williams vs. Miami (2008).....	330
4. Asa Jenkins vs. Davis&Elkins (1951).....	289
5. Eddie Harris vs. E. Michigan (1985).....	282

* Records include bowl games
Active players in bold

CAREER TOTAL OFFENSE

TOTAL PLAYS

1. Gene Swick (1972-75).....	1,569
2. Ryan Huzjak (1993-96).....	1,532
3. Bruce Gradkowski (2002-05).....	1,371
4. Kevin Meger (1989-92).....	1,231
5. Chuck Ealey (1969-71).....	1,114

TOTAL OFFENSE

1. Bruce Gradkowski (2002-05).....	10,243
2. Ryan Huzjak (1993-96).....	8,465
3. Gene Swick (1972-75).....	8,083
4. Kevin Meger (1989-92).....	7,184
5. Tavares Bolden (1999-2001).....	6,592

TOUCHDOWNS RESPONSIBLE FOR

1. Bruce Gradkowski (2002-05).....	99
2. Ryan Huzjak (1993-96).....	67
3. Chester Taylor (1998-2001).....	63
4. Gene Swick (1972-75).....	62
5. Chuck Ealey (1969-71).....	59

SEASON TOTAL OFFENSE

TOTAL PLAYS

1. Chris Wallace (1997).....	531
2. Gene Swick (1973).....	520
3. Brian Jones (2002).....	508
4. Gene Swick (1974).....	493
Chris Wallace (1998).....	493

TOUCHDOWNS RESPONSIBLE FOR

1. Bruce Gradkowski (2004).....	36
2. Bruce Gradkowski (2005).....	33
3. Bruce Gradkowski (2003).....	30
4. Chris Wallace (1997).....	29
5. Brian Jones (2002).....	28

TOTAL OFFENSE

1. Brian Jones (2002).....	3,860
2. Bruce Gradkowski (2003).....	3,714
3. Bruce Gradkowski (2004).....	3,709
4. Chris Wallace (1997).....	3,181
5. Tavares Bolden (2001).....	2,801

GAME TOTAL OFFENSE

TOTAL PLAYS

1. Bruce Gradkowski vs. Pitt (2003).....	67
Gene Swick vs. Kent (1973).....	67
3. Tavares Bolden vs. Marshall (1999).....	63
4. Chris Wallace vs. Marshall (1998).....	62
5. Ryan Huzjak vs. Ohio (1996).....	59
Kevin Meger vs. Purdue (1992).....	59

TOTAL OFFENSE

1. Bruce Gradkowski vs. Pitt (2003).....	489
2. Bruce Gradkowski vs Buffalo (2003).....	475
3. Tavares Bolden vs. Ohio (2001).....	400
4. Chuck Ealey vs. WMU (1971).....	392
5. Chris Wallace vs. EMU (1997).....	386

Individual Records - Returns

CAREER PUNT RETURNS

PUNT RETURNS

1. Eddie Harris (1982-85)88
2. Jameel Turner (1996-99)83
3. Steve Banks (1970-71)65
Scott Alexander (1977-79)60
5. Donta` Greene (1999-2002)50

PUNT RETURN YARDAGE

1. Donta` Greene (1999-2002).....712
2. Jameel Turner (1996-99)657
3. Eddie Harris (1982-85).....625
4. Dan Crockett (1968-69)451
5. Lance Moore (2001-04).....399

SEASON PUNT RETURNS

PUNT RETURNS

1. Steve Banks (1971).....37
2. Mike Slater (1976).....31
Jameel Turner (1997).....31
4. Dan Crockett (1969).....30
Donta` Greene (2002).....30

PUNT RETURN YARDAGE

1. Donta` Greene (2002).....443
2. Jameel Turner (1997).....321
3. Pete Kramer (1967)309
4. Dan Crockett (1969).....268
5. Lance Moore (2003).....219

GAME PUNT RETURNS

MOST PUNT RETURNS

1. Steve Banks vs. Marshall (1971).....10
2. Dan Crockett vs. BGSU (1968).....8
Jameel Turner vs. Akron (1997)8
4. Steve Banks vs. Marshall (1970).....7
Scott Alexander vs. N. Illinois (1978) ...7
Marcus Goodwin vs. Miami (1992)7

PUNT RETURN YARDAGE

1. Jim Gray vs. Dayton (1963)115
2. Donta` Greene vs. WMU (2002)113
3. Donta` Greene vs. BGSU (2002).....109
4. Jameel Turner vs. Akron (1997)98
5. Scott Alexander vs. NIU (1978)94

LONGEST PUNT RETURN

1. Jim Gray vs. Dayton (1963)98
2. Jim Hays vs. Springfield-MA (1949)...90
3. Lance Moore vs. CMU (2004)89
4. Jim Purtill vs. Davis & Elkins (1951) .. 85
5. Donta` Greene vs. BGSU (2002).....83

PUNTS RETURNED FOR TOUCHDOWN

No Rocket has ever returned more than one punt for a touchdown in a game.

CAREER KICKOFF RETURNS

KICKOFF RETURNS

1. Eddie Harris (1982-85)80
2. Donta` Greene (1999-2002)60
3. Renza Hughly (1986-87)54
4. Richard Davis (2005-06)49
5. Ainsworth Morgan (1990-1993).....45

KICKOFF RETURN AVERAGE

1. Ainsworth Morgan (1990-1993).....23.1
2. Richard Davis (2005-06)22.2
3. Renza Hughly (1986-87)21.0
4. Eddie Harris (1982-85)20.8

SEASON KICKOFF RETURNS

KICKOFF RETURNS

1. Donta` Greene (2002).....36
2. Richard Davis (2006)32
3. Ainsworth Morgan (1993)29
4. Renza Hughley (1986).....28
Eddie Harris (1984)28

KICKOFF RETURN AVERAGE

1. Ainsworth Morgan (1993)24.6
2. Donta` Greene (2002)22.5
3. Renza Hughley (1986)22.2
4. Richard Davis (2006)21.9

GAME KICKOFF RETURNS

KICKOFF RETURNS

1. Steve Banks vs. Marshall (1970).....7
2. Willie Loper vs. Tulsa (1964).....6
3. Eleven players tied5

KICKOFF RETURN YARDAGE

1. Willie Loper vs. Miami (1964).....150
2. Ainsworth Morgan vs. Indiana (1993) .. 141
3. Jalen Parmele vs. Iowa State (2007) 140
4. Donta` Greene vs. Minnesota (2002) ... 134
5. Eddie Harris vs. Miami (1982).....133
Ainsworth Morgan vs. KSU (1993) ..133

LONGEST KICKOFF RETURN

1. Chuck Hardy vs. John Carroll (1948) .. 100
2. Francis Maher vs. Wayne St. (1938) ...95
3. Francis Maher vs. Long Island (1939) ... 92
4. Dan Crockett vs. Richmond (1968).....91
5. Jim Hays vs. Springfield (1949)90
Jim Hays vs. Dayton (1950)90

All returns on this list went for TDs.

KICKOFFS RETURNED FOR TD

No Rocket has ever returned more than one kickoff for a touchdown in a game.



* Records include bowl games

Donta` Greene gained a school-record 443 yards in punt returns in 2002.

Individual Records - Defense

CAREER INTERCEPTIONS

PASS INTERCEPTIONS

1. Gary Hinkson (1969-71)18
2. Mark Brandon (1981-84)17
3. Brandon Hefflin (2000-03)16
3. Curtis Johnson (1967-69)14
4. Dexter Clark (1983-86).....12
- Thomas Duncan (1968-70).....12

INTERCEPTION RETURN YARDAGE

1. Tom Duncan (1968-70)217
2. Tyrrell Herbert (2004-08)215
3. Corey Morris (1998-2001).....184
4. Mark Brandon (1981-84)178
5. Curtis Johnson (1967-69)173

PASS INTERCEPTIONS RETURNED FOR TOUCHDOWN

1. Keon Jackson (2002-05).....4
2. Curtis Johnson (1967-69)3
3. Marcus Matthews (1994-97).....2
- Richard Wray (1980-82).....2
- Thomas Duncan (1968-70).....2
- Steve Schnitkey (1969-71)2
- Tyrrell Herbert (2004-08)2
- Barry Church (2006-pres.).....2**

SEASON INTERCEPTIONS

PASS INTERCEPTIONS

1. Mark Brandon (1983)9
2. Scott Resseguie (1974)7
- Curtis Johnson (1969).....7
- Gary Hinkson (1970)7
- Mark Brandon (1984)7

INTERCEPTION YARDAGE

1. Tyrrell Herbert (2008).....134
2. Jim Mell (1960)133
- 3. Barry Church (2006)127**
4. Corey Morris (2001)117
5. Rick Kaser (1951).....114

PASS INTERCEPTIONS RETURNED FOR TOUCHDOWN

1. Curtis Johnson (1968).....2
- Keon Jackson (2002)2
- Barry Church (2006)2**

GAME INTERCEPTIONS

PASS INTERCEPTIONS

1. Jerry Palmer vs. Western Reserve (1950)..4
2. Herb Eldridge vs. Bradley (1950).....3
- Gary Hinkson vs. Marshall (1970)3
- Steve Banks vs. East Carolina (1971).....3
- Mark Brandon vs. Ball State (1984).....3
- Bryant Jones vs. Kent State (1985).....3

PASS INTERCEPTION RETURN YARDS

1. Jim Mell vs. Miami (1960)120
2. Tom Duncan vs. Marshall (1968)102
3. Tyrrell Herbert vs. Michigan (2008)....100
4. Richard Wray vs. Miami (1981)89
5. Mark Brandon vs. Ball State (1984)88

LONGEST INTERCEPTION RETURN

1. Tyrrell Herbert vs. Michigan (2008)....100

2. Tom Duncan vs. Marshall (1968)93
3. Jim Mell vs. Miami (1960)90
4. Richard Wray vs. Miami (1981)89
- 5. Barry Church vs. Kansas (2006)84**

PASS INTERCEPTIONS RETURNED FOR TOUCHDOWN

No Rocket has ever returned more than one interception for a touchdown in a single game.

CAREER TACKLES/SACKS

CAREER TACKLES

1. Aaron Bivins (1975-77).....508
2. Joe Conroy (1974, 76-78).....490
3. Jack Laraway (1978-81)459
4. Tim Inglis (1983-86).....459
5. Doug Williams (1977-79).....427
6. Clayton Moore (1981-84).....414
7. Marin Russell (1979-82).....408
8. Clayton Moore (1981-84).....406
9. Tom Ward (1999-2002)403
10. David Gardner (1999-2002)401

CAREER TACKLES FOR LOSS

1. Dan Williams (1990-92)50 (-199)
2. DeJuan Goulde (1998-2000)47 (-206)
3. Bob Beemer (1982-85)44 (-140)
4. Kevin Rollins (1997-2000).....41 (-196)
5. David Gardner (1999-2002)40 (-132)
6. Joe Conroy (1974, 76-78).....39 (-150)
7. Mike Alston (2003-06)36.5 (-193)
8. Darin Wright (1979-82)36 (-184)
9. Mike Russell (1979-81,83)34 (-116)
10. Mike Kennedy (1977-79, 81)33 (-149)

CAREER SACKS

1. Bob Beemer (1982-85)29 (-165)
2. Dan Williams (1990-92)28 (-176)
3. Kevin Rollins (1997-2000).....25 (-153)
- DeJuan Goulde (1998-2000)25 (-153)
5. Mike Alston (2003-06)21.5 (-156)
6. Marcus Matthews (1994-97)16 (-139)
- Maurice Bulls (1991-93)16 (-126)
8. Frank Ofili (2000-2003).....15 (-98)
- Marcus Amick (1987-90).....15 (-90)
10. Mark Rhea (1988-91)14 (-58)

SEASON TACKLES/SACKS

SEASON TACKLES

1. Barry Sneed (1964).....240
2. Lee Emery (1964).....207
3. Ed Scott (1973)204
4. John Niezgoda (1969).....201
5. Larry Macek (1975).....200
6. Ed Scott (1974).....195
7. Doug Williams (1978)190
- Jim Gant (1993).....190
9. Aaron Bivins (1976)186
10. Aaron Bivins (1976)180
- Tom Ward (2002).....180

SEASON TACKLES FOR LOSS

1. Dan Williams (1992)28 (-106)
2. Kevin Rollins (1999)18 (-82)
3. Mike Alston (2006).....17 (-85)

- DeJuan Goulde (1999).....17 (-80)
- DeJuan Goulde (2000).....17 (-68)
- David Bockmore (2001).....17 (-66)
- Mike Russell (1981)17 (-63)
8. Joe Conroy (1978)16 (-49)
- Marcus Matthews (1996).....16 (-70)
10. Mike Sherman (1978)15 (-82)
- Bob Beemer (1985)15 (-63)
- Dan Williams (1991)15 (-63)

SEASON SACKS

1. Bob Beemer (1985)13 (-64)
- Dan Williams (1992)13 (-74)
3. Kevin Rollins (1999)11 (-62)
4. Bob Beemer (1983)10 (-43)
- Dan Williams (1990)10 (-70)
- DeJuan Goulde (1999).....10 (-59)
- Kevin Rollins (2000)10 (-60)
8. Mike Alston (2005).....9.5 (-67)
9. Three players tied8.0

GAME TACKLES/SACKS

GAME TACKLES

1. Jim Walser vs. Marshall (1976)29
2. Larry Macek vs. N. Illinois (1975)28
3. Ed Scott vs. Bowling Green (1973).....26
- Aaron Bivens vs. Ball State (1977)26
- Darrell Mossburg vs. CMU (1992).....26
6. Willie Duke vs. Kent State (1972).....24
- Mike Kennedy vs. CMU (1977)24
8. Aaron Bivens vs. Ball State (1976)23
- Jack Laraway vs. BGSU (1980)23
10. Doug Williams vs. CMU (1977)22
- Marlin Russell vs. E. Carolina (1981) ..22
- Clayton Moore vs. Miami (1983)22
- Jim Gant vs. Miami (1993)22
- Mark Herron vs. Miami (1995)22
- Tom Ward vs. UNLV (2002).....22
- Tom Ward vs. Ball State (2002).....22
17. John Niezgoda vs. Villanova (1971).....21
- Aaron Bivens vs. CMU (1977)21
- Dave Hausfeld vs. Ball State (1977) ...21
- Jim Walser vs. Ball State (1977).....21
- Doug Williams vs. Ohio (1978).....21
- Ed Jefferson vs. Kent State (1978)21
- Jim Gant vs. Cincinnati (1993).....21
- Tim Inglis vs. N. Illinois (1985)21
- Matt Eberflus vs. N. Illinois (1991).....21
- Tom Ward vs. Navy (2001).....21

GAME TACKLES FOR LOSS

1. Bob Beemer vs. Kent State (1985)5
- Mark Rhea vs. C. Michigan (1990)5
- Kevin Rollins vs. Ball State (1999)5
- DeJuan Goulde vs. Marshall (2000)5
5. Numerous players tied4

GAME SACKS

1. Bob Beemer vs. Kent State (1985)5
2. Ray Turner vs. W. Michigan (2003)4
- Kevin Rollins vs. Ball State (1999)4
3. Numerous players tied3

* Records include bowl games



Individual Records - Kicking

CAREER FIELD GOALS

FIELD GOALS MADE

1. Rusty Hanna (1989-92)	68
2. Todd France (1998-2001).....	59
3. Bruce Nichols (1985-88)	50
4. Tony Lee (1980-83)	40
5. Jason Robbins (2002-05).....	38

FIELD GOALS ATTEMPTED

1. Rusty Hanna (1989-92)	99
2. Todd France (1998-2001).....	84
3. Bruce Nichols (1985-88)	70
4. Tony Lee (1980-83).....	51
5. Jason Robbins (2002-05).....	46

FIELD GOAL PERCENTAGE

Minimum of 10 field goals made

1. Alex Steigerwald (2006-pres.)	85.7%
2. Jason Robbins (2002-05).....	82.6%
3. Tony Lee (1980-83).....	78.4%
4. Bruce Nichols (1985-88)	71.4%
5. Todd France (1998-2001)	70.2%

FIELD GOALS MADE - 50+ YARDS

1. Rusty Hanna (1989-92)	2
Todd France (1998-2001)	2
3. Bruce Nichols (1985-88)	1

CONSECUTIVE FIELD GOALS MADE

1. Alex Steigerwald (2007-08)	23
2. Jason Robbins (2004-05).....	19

SEASON FIELD GOALS

FIELD GOALS MADE

1. Rusty Hanna (1992).....	21
2. Rusty Hanna (1990).....	18
Todd France (1999).....	18
4. Rusty Hanna (1989).....	17
5. Alex Steigerwald (2008).....	16

FIELD GOALS ATTEMPTED

1. Rusty Hanna (1992).....	29
Rusty Hanna (1990).....	29
3. Todd France (1999).....	26
4. David Walker (1984)	25
5. Bruce Nichols (1987).....	23

FIELD GOAL PERCENTAGE

Minimum of 5 field goals made

1. Jason Robbins (2005)	100.0% (13-13)
Alex Steigerwald (2007).....	100.0% (13-13)
3. Jason Robbins (2004)	90.0%
4. Bruce Nichols (1988).....	88.2%
5. Alex Steigerwald (2006).....	87.5%

GAME FIELD GOALS

FIELD GOALS MADE

1. Rusty Hanna vs. N. Illinois (1992).....	6
2. Rusty Hanna vs. Ball State (1989).....	5
Todd France vs. E. Illinois (2000).....	5
4. Bruce Nichols vs. McNeese State (1988)....	4
Rusty Hanna vs. C. Michigan (1990).....	4
Tony Lee vs. C. Michigan (1982).....	4
Rusty Hanna vs. Purdue (1992).....	4

LONGEST FIELD GOAL MADE

1. Todd France vs. W. Michigan (2001).....	55
2. Bruce Nichols vs. E. Michigan (1986)	51
Rusty Hanna vs. Purdue (1992)	51
Todd France vs. E. Michigan (1999).....	51
5. Rusty Hanna vs. Ohio (1990).....	50

CAREER EXTRA POINTS

EXTRA POINTS MADE

1. Jason Robbins (2002-05).....	211
2. Todd France (1998-2001).....	154
3. Ken Crots (1967-69)	105
4. Alex Steigerwald (2006-pres.)	102
5. Rusty Hanna (1989-92)	94

EXTRA POINTS ATTEMPTED

1. Jason Robbins (2002-05).....	223
2. Todd France (1998-2001).....	156
3. Ken Crots (1967-69)	109
4. Alex Steigerwald (2006-pres.)	108
5. Rusty Hanna (1989-92)	99

EXTRA POINT PERCENTAGE

1. Todd France (1998-2001)	98.7%
2. Ken Crots (1967-69)	96.3%
3. Rusty Hanna (1989-92)	94.9%
4. Tony Lee (1980-83).....	96.5%
5. Bruce Nichols (1985-88)	95.9%

SEASON EXTRA POINTS

EXTRA POINTS MADE

1. Jason Robbins (2004)	55
2. Jason Robbins (2002)	54
Jason Robbins (2005)	54
4. Todd France (2000).....	49
Ken Crots (1969)	49

EXTRA POINT PERCENTAGE

1. Todd France (2000).....	1.000 (49-49)
Ken Crots (1967).....	1.000 (35-35)
Tony Lee (1981).....	1.000 (33-33)
Ken Crots (1968).....	1.000 (29-29)
Todd France (1998).....	1.000 (28-28)
David Ridgway (1979).....	1.000 (26-26)
Rusty Hanna (1992).....	1.000 (26-26)
Bruce Nichols (1986).....	1.000 (21-21)

GAME EXTRA POINTS

EXTRA POINTS MADE

1. Robert Carson vs. Davis & Elkins (1951) ..	10
Alex Steigerwald vs. N. Illinois (2007)	10
3. Anson Spohler vs. Wayne State (1950)	8
Jason Robbins vs. WMU (2004).....	8
Jason Robbins vs. WIU (2005).....	8

CAREER PUNTS

PUNTS

1. Roch Wurst (1975-78)	265
2. Brian Borders (1989-92)	238
3. David Walker (1981-84)	219
4. Ty Grude (1993-96).....	215
5. Brett Kern (2004-07)	189

PUNT YARDAGE

1. Roch Worst (1975-78)	9,913
2. Brian Borders (1989-92)	9,329
3. Ty Grude (1993-96)	8,449
4. David Walker (1981-84)	8,314
5. Brett Kern (2004-07).....	7,994

PUNTING AVERAGE

1. Brett Kern (2004-07)	42.30
2. Gabe Lindstrom (1997-98)	40.77
3. Ty Grude (1993-96)	39.33
4. Roland Moss (1966-68)	39.31
5. Brandon Hannum (2000-03).....	39.29

SEASON PUNTS

PUNTS

1. Roch Wurst (1977).....	81
2. Gabe Lindstrom (1998).....	78
3. David Ridgway (1979).....	76
4. Brian Borders (1991)	70
5. Gabe Lindstrom (1997).....	69

PUNT YARDAGE

1. Gabe Lindstrom (1998).....	3,196
2. Roch Wurst (1977).....	3,081
3. David Ridgway (1979).....	2,857
4. Gabe Lindstrom (1997).....	2,797
5. Ty Grude (1996).....	2,701

PUNTING AVERAGE

1. Brett Kern (2007).....	46.13
2. Brandon Hannum (2003)	43.50
3. Ty Grude (1996)	42.87
4. Ty Grude (1995).....	42.50
5. Brett Kern (2006).....	41.70

GAME PUNTS

MOST PUNTS

1. Gerry Welling vs. Boston (1935).....	16
2. Gerry Welling vs. Heidelberg (1933).....	15
Dave Ridgway vs. Ariz. State (1979)	15
4. Mike Denny vs. BGSU (1981)	11
Dave Ridgway vs. E. Michigan (1979) ...	11
Roland Moss vs. BGSU (1968)	11
David Walker vs. BGSU (1983)	11
Bill O'Hara vs. BGSU (1971)	11
Brian Borders vs. Washington (1991).....	11
John Manly vs. Syracuse (1999).....	11

BEST PUNTING AVERAGE

(minimum 4 attempts)

1. Gabe Lindstrom (4) vs. UCF (1997).....	56.5
2. Brett Kern (6) vs. WMU (2007)	53.8
3. Brett Kern (4) vs. CMU (2007)	51.8
4. Brett Kern (5) vs. Ball State (2007).....	50.6
5. Brandon Hannum vs. BGSU (2001)	49.7

LONGEST PUNT

1. Brandon Hannum vs. BGSU (2001)	92
2. Mike Denny vs. C. Michigan (1981)	79
3. Gerry Welling vs. Muskingum (1934)	78
4. Brian Borders vs. Ball State (1990).....	77
5. Tyler Burdick vs. BGSU (1988)	74

* Records include bowl games

Individual Records - Opponents

GAME RUSHING

YARDS RUSHING

1. Brian Pruitt, CMU (1994).....356
2. James Starks, Buffalo (2007).....231
3. Travis Prentice, Miami (1998).....227
4. Brian Pruitt, CMU (1993).....219
5. Michael Turner, N. Illinois (2002).....213

RUSHING ATTEMPTS

1. Deland McCullough, Miami (1995) ...41
Michael Turner, N. Illinois (2002).....41
3. Brian Pruitt, CMU (1992).....40
Ed Johnson, NIU (1975).....40
5. Brian Pruitt, CMU (1994).....39

LONGEST RUN FROM SCRIMMAGE

1. Larry Blackman, Kent State (1973).....96
2. Willie Jones, Hillsdale (1960)89
3. Tony Trent, BGSU (1964)85
4. Brian McDonald, Wichita St. (1985)...84
5. Jim Maddox, Marshall (1959)82

LONGEST TD RUN

1. Larry Blackman, Kent State (1973).....96
2. Willie Jones, Hillsdale (1960)89
3. Tony Trent, BGSU (1964)85
4. Brian McDonald, Wichita St. (1985)...84
5. Jim Maddox, Marshall (1959)82

RUSHING TOUCHDOWNS

1. Brian Pruitt, CMU (1994).....5
2. Numerous Players Tied.....3

GAME PASSING

PASSES ATTEMPTED

1. Tim Rattay, Louisiana Tech (1999).....66
2. Mike Bates, Miami (1987).....65
3. Steve Clarkson, San Jose St. (1981).....62
4. Omar Jacobs, BGSU (2004)60
5. Brian McClure, BGSU (1983).....59

PASSES COMPLETED

1. Tim Rattay, Louisiana Tech (1999).....44
2. Steve Clarkson, San Jose St. (1981).....43
3. Mike Maxwell, Nevada (9/23/95).....38
Mike Bates, Miami (1987).....38
5. Daunte Culpepper, UCF (1998).....36
Omar Jacobs, BGSU (2004)36

TOUCHDOWN PASSES

1. Jason Martin, Louisiana Tech (1996)8
2. 11 Players tied.....4

PASS COMPLETION PERCENTAGE

(minimum 10 attempts)

1. Jay McDonagh, WMU (1995)83.3%
2. Dave Wilson, BSU (1977)81.8%
3. Tony Policare, Austin Peay (1988).....81.5%
Talmadge Hill, BSU (2003).....81.5%
5. Josh Harris, BGSU (2003).....80.1%

PASSING YARDAGE

1. Jason Martin, La. Tech (1996).....542
2. Tim Rattay, La. Tech (1999).....508
3. Mike Neu, BSU (1993).....469
4. Steve Clarskon, San Jose St. (1981).....467
5. Mike Maxwell, Nevada (9/23/95).....434

LONGEST PASS COMPLETION

1. Neu to Oliver, BSU (1993).....98-TD
2. Pennington to Moss, Marshall (1997) ...86-TD
3. Casper to Meyers, Xavier (1957)85-TD
4. Lester to Alston, WMU (1999).....82-TD
5. Romo to Cutolo, E. Illinois (2000).....82

LONGEST TOUCHDOWN PASS

1. Neu to Oliver, BSU (1993).....98
2. Pennington to Moss, Marshall (1997)86
3. Casper to Meyers, Xavier (1957).....85
4. Lester to Alston, WMU (1999).....82
5. Painter to Keller, Purdue (2007)80

GAME RECEIVING

RECEPTIONS

1. Alex Van Dyke, Nevada (9/23/95).....18
Gerald Willhite, San Jose St. (1981)....18
3. James Jordan, La.Tech (1999)14
Steve Neal, WMU (1999).....14
Alex Van Dyke, Nevada (12/14/95)....14
Cory Partridge, BGSU (2006).....14

PASS RECEPTION YARDAGE

1. Chad Mackey, La. Tech (1996).....310
2. Brian Oliver, BSU (1993).....297
3. Brian Alford, Purdue (1997).....209
4. Alex Van Dyke, Nevada (9/23/95).....207
5. Ken Hughes, KSU (1983).....201
Larry Fitzgerald, Pitt (2003).....201

TOUCHDOWN RECEPTIONS

1. Chad Mackey, Louisiana Tech (1996) ...5
2. Denero Marriott, Marshall (2001)4
3. 7 Players Tied3

GAME RETURNS

LONGEST PUNT RETURN

1. Gerald Tinker, KSU (1973)87-TD
2. Craig Thompson, EMU (1990).....85-TD
3. Bill Rush, EMU (1981)82-TD

LONGEST KICKOFF RETURN

1. Corey Parchman, Ball St. (2001) .. 100-TD
2. Eddie Woodard, Kent St. (1972)...95-TD
3. Eric Wilkerson, Kent St. (1988)....94-TD
4. Dorien Bryant, Purdue (2007)91-TD

LONGEST INTERCEPTION RETURN

1. Bruce Wallace, Marshall (1967)...85-TD
Roger Eischens, S. Dak. St. (1962)....85-TD
3. George Ricumstrict, CMU (1988) ...71-TD

GAME PLACEKICKING

FIELD GOALS MADE

1. Dallas Pelz, Buffalo (2003)5
2. Five players.....4

LONGEST FIELD GOAL MADE

1. Derek Schorejs, BGSU (1995)60
2. Daron Alcorn, Akron (1992).....56
3. Kevin Kerr, Ohio (2001).....55

LONGEST FIELD GOAL ATTEMPTED

1. Chuck Konrad, Miami (1988).....68
2. John Spengler, BGSU (1977)62
Steve Azar, NIU (2002)62
3. Derek Schorejs, BGSU (1995)60
Novo Bojovic, CMU (1980).....60

Statistics unavailable prior to 1970

GAME PUNTING

MOST PUNTS

1. Bob Eshbaugh, Marshall (1971).....13
Greg Wuerstle, Villanova (1969).....13
John Terwilliger, NIU (1967).....13

LONGEST PUNT

1. Jim Phelps, BGSU (1982).....79
2. Mark O'Connell, BSU (1980)78
3. Curtis Head, Marshall (2001)75
Gary Layton, Miami (1993).....75

GAME DEFENSE

MOST TACKLES

1. Jack Lambert, Kent State (1972)29
2. Chuck Wright, Marshall (1971).....26
3. 4 Players Tied25

Statistics unavailable prior to 1970

MOST TACKLES FOR LOSS

1. John Banaszak, EMU (1974).....7 (-44)
2. Gary Shugrue, Villanova (1974)....6 (-19)
Brad Cousino, Miami (1974).....6 (-43)

Statistics unavailable prior to 1970

MOST SACKS

1. Troy Campbell, EMU (1998)3 (-23)
Andre Jackson, Ohio (1996).....3 (-18)
Tony Tiefenbach, WMU (1994) ...3 (-14)
Kevin O'Brien, BGSU (1992).....3 (-28)
Greg Farrall, Indiana (1989).....3 (-16)

Statistics unavailable prior to 1981

MOST INTERCEPTIONS

1. William Yancey, Navy (1990).....3
Shawn Simms, BGSU (1981).....3
3. Numerous Players Tied.....2

* Records include bowl games

When was the last time...

PASSING-INDIVIDUAL

When was the last time a UT player had...

- 40 or more pass completions in a game?**
Bruce Gradkowski, 49 vs. Pittsburgh, 9-20-03
- 50 or more passing attempts in a game?**
Aaron Opelt, 50 vs. Michigan, Oct. 11, 2008
- 400 or more yards passing in a game?**
Bruce Gradkowski, 455 vs. Ball St., 10-2-04
- Five or more TD passes in a game?**
Bruce Gradkowski, 5 vs. UTEP, 12-21-05

When was the last time a UT opponent had...

- 40 or more pass completions in a game?**
Tim Rattay, Louisiana Tech, 44, 10-30-99
- 50 or more passing attempts in a game?**
Omar Jacobs, Bowling Green, 60, 11-23-04
- 300 or more yards passing in a game?**
Omar Jacobs, Bowling Green, 415, 11-23-04
- Five or more TD passes in a game?**
Jason Martin, Louisiana Tech, 8, 10-19-96

RUSHING-INDIVIDUAL

When was the last time a UT player had...

- 40 or more rushing attempts in a game?**
Wasean Tait, 44 vs. Ohio, 11-18-95
- 200 or more yards in a game?**
Morgan Williams, 330 vs. Miami, 11-21-08
- Four or more rushing TDs in a game?**
Trinity Dawson, 4 vs. Marshall, 12-7-02

When was the last time a UT opponent had...

- 40 or more rushing attempts in a game?**
Michael Turner, N. Illinois, 41, 11-23-02
- 200 or more yards in a game?**
Michael Turner, N. Illinois, 213, 11-23-02
- 300 or more yards in a game?**
Brian Pruitt, CMU, 356 yards, 11-5-94
- Three or more rushing TDs in a game?**
Eugene Jarvis, Kent State, 3, 10-14-06
- Four or more rushing TDs in a game?**
Brian Pruitt, Miami, 5, 11-5-94

RECEIVING-INDIVIDUAL

When was the last time a UT player had...

- 200 or more yards receiving in a game?**
Kenny Higgins, 233 vs. Ball State, 10-2-04
- 12 or more receptions in a game?**
Nick Moore, 20 vs. Michigan, 10-11-08
- Three or more TD receptions in a game?**
Nick Moore, 3 vs. NIU, 10-27-07

When was the last time a UT opponent had...

- 200 or more yards receiving in a game?**
Larry Fitzgerald, Pittsburgh, 201, 9-20-03
- 12 or more receptions in a game?**
Cory Partridge, BGSU, 14, 11-21-06
- Three or more TD receptions in a game?**
P.J. Pope, Bowling Green, 3, 11-23-04

DEFENSE-INDIVIDUAL

When was the last time a UT player had...

- 20 or more tackles in a game?**
Tom Ward, 22 vs. Ball State, 10-12-02
- Five or more tackles for loss in a game?**
DeJuan Goulde, 5 vs. Marshall, 10-14-00
- Three or more sacks in a game?**
Mike Alston, 3.0 vs. UTEP, 12-21-05
- Three or more interceptions in a game?**
Bryant Jones, 3 vs. Kent State, 11-23-85
- An interception return for a TD?**
Tyrrell Herbert, 100 yards vs. Mich., 10-4-08

When was the last time a UT opponent had...

- Five or more tackles for loss in a game?**
Jason Babin, Western Michigan, 5, 11-22-03
- Three or more sacks in a game?**
Troy Campbell, E. Michigan, 3, 11-21-98
- Three or more interceptions in a game?**
William Yancey, Navy, 3, 11-10-90
- An interception return for a TD?**
Ryan Greiser, Liberty, 35 yards, 10-6-07

KICKING-INDIVIDUAL

When was the last time a UT player had...

- Four field goals in a game?**
Todd France, 5 vs. E. Illinois, 9-16-00
- A field goal of 50 or more yards?**
Todd France, 55 yards vs. WMU, 11-6-01

When was the last time a UT opponent had...

- Four field goals in a game?**
Dallas Pelz, Buffalo, 5, 11-1-03
- A field goal of 50 or more yards?**
Dallas Pelz, Buffalo, 50 yards, 11-1-03

PUNTING-INDIVIDUAL

When was the last time a UT player had...

- A punt of 70 or more yards?**
Brandon Hannum, 92 yards vs. BGSU, 11-23-01

When was the last time a UT opponent had...

- A punt of 70 or more yards?**
Lloyd Kessler, Akron, 70 yards, 11-11-95

RETURNS-INDIVIDUAL

When was the last time a UT player...

- Returned a punt for a touchdown?**
Lance Moore, 89 yards vs. CMU, 10-23-04
- Returned a kickoff for a touchdown?**
Jalen Parmele, 82 yards vs. Iowa State, 9-22-07
- Returned an interception for a TD?**
Tyrrell Herbert, 100 yards vs. Michigan, 10-4-08

Returned a fumble for a touchdown?
Greg Hay, 0 yards vs. Iowa State, 9-22-07

When was the last time a UT opponent...

Returned a punt for a touchdown?
Larry Taylor, Connecticut, 68 yards, 12-27-04

Returned a kickoff for a touchdown?
Dorien Bryant, Purdue, 91 yards, 9-1-07

Returned an interception for a TD?
Ryan Greiser, Liberty, 35 yards, 10-6-07

Returned a fumble for a touchdown?
Ben Jacobs, Fresno State, 29 yards, 9-20-08

SCORING-TEAM

When was the last time UT...

- Had a tie game?**
28-28 vs. Miami, 10-14-95,
- Scored 50 or more points in a game?**
54, vs. Fresno State, 9-20-08
- Had a scoring drive of 99 yards?**
vs. UNLV, 9-21-02

When was the last time a UT opponent...

Scored 50 or more points in a game?
55, by Fresno State, 9-20-08

ATTENDANCE

When was the last time UT...

Drew 30,000 or more for a home game?
31,981 vs. Bowling Green, 11-23-04.

When was the last time a UT opponent...

Drew over 50,000 fans vs. UT?
at Michigan, 107,267, 10-4-08
Drew fewer than 10,000 vs. UT?
at Temple, 9,055, 9-17-05



Tyrrell Herbert is the last Rocket to score off an interception return.



Glass Bowl Records (1937-2008)

INDIVIDUAL

YARDS RUSHING

330 Morgan Williams vs. Miami, 2008

LONGEST RUN FROM SCRIMMAGE

96 Larry Blackman, Kent State, 1973

PASSING YARDAGE

508 Tim Rattay, Louisiana Tech, 1999

PASSES ATTEMPTED

66 Tim Rattay, Louisiana Tech, 1999

PASSES COMPLETED

49 Bruce Gradkowski, vs. Pittsburgh, 2003

TOUCHDOWN PASSES

6 Bruce Gradkowski, vs. Buffalo, 2003

PASS COMPLETION PERCENTAGE

(minimum 10 attempts)

.920 Bruce Gradkowski, vs. Buffalo, 2003

LONGEST PASS COMPLETION

96 Gradkowski to Higgins, vs. BSU, 2004

LONGEST TOUCHDOWN PASS

96 Gradkowski to Higgins, vs. BSU, 2004

RECEPTIONS

15 Lance Moore, vs. Pittsburgh, 2003

PASS RECEPTION YARDAGE

233 Kenny Higgins, vs. Ball State, 2004

TOUCHDOWN RECEPTIONS

4 Denero Marriott, Marshall, 2001

TEAM

MOST POINTS

88 Toledo (88-0 vs. Davis & Elkins, 1951)

MOST COMBINED POINTS

109 Fresno State 55, Toledo 54 (2OT), 2008

FEWEST COMBINED POINTS

0 UT 0, Bowling Green 0, 1968

LARGEST MARGIN OF VICTORY

88 UT 88, Davis & Elkins 0, 1951

MOST POINTS IN A HALF

48 Toledo vs. Davis & Elkins, 1951 (1st)

MOST POINTS IN A QUARTER

34 Toledo vs. Davis & Elkins, 1951 (1st)

MOST TOTAL YARDS

812 Toledo vs. Northern Illinois, 2007

MOST COMBINED TOTAL YARDS

1,164 Toledo and Northern Illinois, 2007

MOST RUSHING YARDS

466 Toledo vs. Wayne State, 1950

MOST COMBINED RUSHING YARDS

655 Toledo vs. Bowling Green, 1978

MOST PASSING YARDS

508 Louisiana Tech, 1999

MOST COMBINED PASSING YARDS

776 Toledo vs. Pittsburgh, 2003

MISCELLANY

FIRST WIN

UT 26, Bluffton 0 (Sept. 27, 1937)

ALL-TIME RECORD

251-115-8 (.682)

MOST WINS - ONE SEASON

7; 1947

MOST LOSSES - ONE SEASON

5; 1964 and 2008

MOST GAMES - ONE SEASON

8; 1948

FEWEST GAMES - ONE SEASON

4; 1962

CONSECUTIVE WINS

17; 1969-72, 1999-2002 and 2002-05

CONSECUTIVE LOSSES

6, 1977-78

CURRENT WINNING STREAK

0

Homecoming Record: 54-24 (.692)

vs. Akron: 1-0

vs. Austin Peay: 1-0

vs. Baldwin Wallace: 0-1

vs. Ball State: 1-1

vs. Boston: 0-1

vs. Bowling Green: 4-6

vs. Central Florida: 0-1

vs. Central Michigan: 1-1

vs. Cincinnati: 0-1

vs. Dayton: 2-1

vs. Defiance: 2-0

vs. E. Michigan: 4-1

vs. Heidelberg: 0-1

vs. John Carroll: 1-0

vs. Kent: 6-0

vs. Kenyon: 0-1

vs. Liberty: 1-0

vs. Marietta: 1-0

vs. Marshall: 4-0

vs. Miami: 10-4

vs. Michigan B Team: 0-1

vs. Navy: 1-0

vs. North Dakota: 1-0

vs. Northern Illinois: 2-0

vs. Oklahoma City: 1-0

vs. Ohio: 5-0

vs. W. Michigan: 6-3



Annual Leaders

Annual Rushing Leaders

Year	Player	Att.	Yards
2008	Morgan Williams	169	1010
2007	Jalen Parmele	276	1511
2006	Jalen Parmele	207	1131
2005	Trinity Dawson*	232	1294
2004	Scooter McDougle	146	620
2003	Trinity Dawson	199	999
2002	Astin Martin*	135	785
2001	Chester Taylor*	299	1620
2000	Chester Taylor	250	1470
1999	Chester Taylor	182	1176
1998	Wasean Tait	151	625
1997	Dwayne Harris	254	1278
1996	Kevin Kidd	127	453
1995	Wasean Tait*	370	2090
1994	Casey McBeth	180	1053
1993	Wasean Tait	139	680
1992	Casey McBeth	223	1037
1991	Steve Cowan	162	748
1990	Troy Parker	233	879
1989	Wayne Goodwin	196	859
1988	Neil Trotter	163	783
1987	David Rohrs	178	681
1986	Kelvin Farmer	299	1532
1985	Kelvin Farmer	229	748

Year	Player	Att.	Yards
1984	Steve Morgan*	336	1291
1983	Steve Morgan	145	630
1982	Steve Morgan	143	598
1981	Arnold Smiley*	197	1013
1980	Melvin Tucker	120	563
1979	Mike Alston	166	806
1978	Mike Alston	101	460
1977	Mike Alston	154	772
1976	Skip McCulley	102	578
1975	Tim Zimmerman	126	496
1974	Mike Taormina	161	609
1973	Herman Price	168	595
1972	Joe Schwartz	223	776
1971	Joe Schwartz*	226	1130
1970	Charles Cole*	196	774
1969	Tony Harris*	153	889
1968	Roland Moss	267	1145
1967	Roland Moss	213	833
1966	Roland Moss	175	443
1965	Jim Berkey	142	440
1964	Jim Berkey	103	408
1963	Jim Gray	114	645
1962	Frank Baker	147	613
1961	Frank Baker	169	739
1960	John Murray	142	608
1959	Occie Burt	91	437

Year	Player	Att.	Yards
1958	Occie Burt	124	618
1957	Norm Billingslea	104	565
1956	Don Wright	112	498
1955	Julius Taormina	83	449
1954	Mel Triplett	149	803
1953	Mel Triplett	81	479
1952	Bob Carson	110	322
1951	A.C. Jenkins#	116	899



Morgan Williams

* Includes stats from bowl game
Statistics through nine games only

Annual Passing Leaders

Year	Player	Att	Com	Yds	TDs
2008	Aaron Opelt	376	225	2176	12
2007	Aaron Opelt	249	144	1756	12
2006	Clint Cochran	169	96	960	6
2005	Bruce Gradkowski*	332	207	2469	29
2004	Bruce Gradkowski*	399	280	3518	27
2003	Bruce Gradkowski	389	277	3210	29
2002	Brian Jones*	423	297	3446	23
2001	Tavares Bolden*	319	214	2466	13
2000	Tavares Bolden	283	161	1597	13
1999	Tavares Bolden	229	123	1354	8
1998	Chris Wallace	400	219	2476	17
1997	Chris Wallace	433	232	2955	27
1996	Ryan Huzjak	332	183	2058	15
1995	Ryan Huzjak*	314	179	2134	15
1994	Ryan Huzjak	289	170	1928	17
1993	Tim Kubiak	146	70	970	8
1992	Kevin Meger	285	139	1727	6
1991	Kevin Meger	276	147	1787	6
1990	Kevin Meger	257	139	1861	6
1989	Mark Melfi	237	131	1632	10
1988	Steve Keene	128	66	793	3
1987	Bill Bergan	130	72	908	0
1986	A. J. Sager	189	96	1107	3
1985	A. J. Sager	253	130	1335	4
1984	A. J. Sager*	290	156	1647	7
1983	Jim Kelso	197	106	1346	7
1982	Jim Kelso	281	149	1963	8
1981	Jim Kelso	121	58	875	6
1980	Jim Kelso	82	41	589	3
1979	Maurice Hall	122	53	648	8
1978	Maurice Hall	110	39	610	5

Year	Player	Att	Com	Yds	TDs
1977	Jeff Hepinstall	72	26	359	2
1976	Jeff Hepinstall	198	89	1299	8
1975	Gene Swick	308	190	2487	15
1974	Gene Swick	287	178	2234	13
1973	Gene Swick	301	165	2234	15
1972	Bruce Arthur	171	83	1168	4
1971	Chuck Ealey*	237	126	1821	15
1970	Chuck Ealey*	285	161	2026	17
1969	Chuck Ealey*	175	98	1428	13
1968	Steve Jones	243	98	1197	5
1967	John Schneider	245	127	1650	10
1966	John Schneider	273	130	1537	7
1965	John Schneider	108	54	598	3
1964	Dan Simrell	215	115	1239	3
1963	Dan Simrell	118	48	608	3
1962	Phil Yenrick	97	37	552	5
1961	Phil Yenrick	95	37	563	4
1960	Jerry Stoltz	50	16	277	3
1959	Dennis Wilkie	122	47	723	7
1958	Jerry Stoltz	75	29	403	3
1957	Sam Tisci	131	56	760	9
1956	Sam Tisci	64	22	354	3
1955	Sam Tisci	58	22	404	1
1954	Jerry Nowak	53	25	393	5
1953	Dave Andrzejewski	84	28	403	1
1952	Dave Andrzejewski	106	41	582	7
1951	Steve Piskach#	86	27	493	4

* Includes stats from bowl game
Statistics through nine games only

Annual Leaders

Annual Scoring Leaders

Year	Player	Pts.	Pos.
2008	Alex Steigerwald	77	K
2007	Jalen Parmele	96	RB
2006	Alex Steigerwald	57	K
2005	Jason Robbins*	93	K
2004	Lance Moore*	90	WR
2003	Trinity Dawson	72	RB
2002	Jason Robbins*	93	K
2001	Chester Taylor*	144	RB



Alex Steigerwald

Year	Player	Pts.	Pos.
2000	Chester Taylor	114	RB
1999	Todd France	85	K
1998	Todd France	61	K
1997	Dwayne Harris	74	RB
	Chris Merrick	74	K
1996	Ryan Klaer	44	K
1995	Wasean Tait*	144	RB
1994	Casey McBeth	86	RB
1993	Mark Spring	47	K
1992	Rusty Hanna	89	K
1991	Rusty Hanna	53	K
1990	Rusty Hanna	82	K
1989	Rusty Hanna	74	K
1988	Bruce Nichols	68	K
1987	Bruce Nichols	57	K
1986	Kelvin Farmer	96	RB
1985	Bruce Nichols	41	K
1984	Steve Morgan*	60	RB
1983	Tony Lee	74	K
1982	Tony Lee	64	K
1981	Tony Lee*	63	K
1980	Jim Kelso	36	QB
1979	David Ridgway	40	K
1978	Maurice Hall	36	QB
1977	Jeff Hepinstall	24	QB

* Includes stats from bowl game

Year	Player	Pts.	Pos.
1976	Jeff Hepinstall	56	QB
1975	Gene Swick	50	QB
1974	Virgil Crots	62	K
1973	Don Seymour	62	TE
1972	Joe Schwartz	72	RB/QB
1971	Joe Schwartz*	120	RB/QB
1970	Tom Duncan*	76	K
1969	Charles Cole*	78	FB
1968	Roland Moss	84	RB
1967	Roland Moss	96	RB
1966	Roland Moss	38	RB
1965	Jim Berkey	24	FB
1964	Jim Berkey	42	FB
1963	Jim Gray	60	RB
1962	Phil Yenrick	38	QB
1961	Phil Yenrick	44	QB
1960	John Murray	30	FB
1959	Bob Smith	30	WR
1958	Norm Billingslea	26	RB
1957	Gene Cook	30	WR
	Roy Hodge	30	RB
1956	Don Wright	27	RB
1955	Julius Taormina	24	RB
	Dick Basich	24	RB
1954	Don Wright	53	RB
1953	Dick McKimmy	24	RB
1952	Bob Carson	37	RB

Annual Reception Leaders

Year	Player	Rec.	Yards
2008	Nick Moore	78	779
2007	Stephen Williams	73	1169
2006	Chris Hopkins	54	565
2005	Steve Odom*	55	690
2004	Lance Moore*	90	1189
2003	Lance Moore	103	1194
2002	Carl Ford*	79	1062
2001	Dontà Greene*	64	643
2000	Mel Long	50	587
1999	Mel Long	47	599
1998	Ray Curry	45	513
1997	Mel Long	47	556
1996	James Spriggs	53	754
1995	Steve Rosi*	44	546
1994	Scott Brunswick	44	572
1993	Scott Brunswick	41	571
1992	Marcus Goodwin	58	738
1991	Marcus Goodwin	42	600
1990	Rick Isaiah	49	717
1989	Rick Isaiah	46	743
1988	Rick Isaiah	25	389
1987	Eric Hutchinson	29	431
1986	Eric Hutchinson	33	504
1985	Jay Walsh	27	284
1984	Eric Hutchinson*	26	451
1983	Capus Robinson	31	499

Year	Player	Rec.	Yards
1982	Capus Robinson	43	709
1981	Rod Achter*	14	361
1980	Rod Achter	10	269
1979	Butch Hunyadi	29	500
1978	Butch Hunyadi	19	494
1977	Frank Jarm	12	204
1976	Scott Resseguie	32	530
1975	Scott Resseguie	39	683
1974	John Ross	77	866
1973	Don Seymour	44	773
1972	Jeff Calabrese	62	886
1971	Don Fair*	57	773
1970	Don Fair*	81	949
1969	Don Fair*	33	469
1968	Dennis Tobias	27	294
1967	Pete Kramer	34	556
1966	Henry Burch	38	480
1965	Henry Burch	36	325
1964	Henry Burch	47	412
1963	Jim Gray	15	168
1962	Jim Thibert	11	198
1961	Pete Jolliff	18	330
1960	Bob Smith	14	268
1959	Bob Smith	18	455
1958	Jack Campbell	16	214



Nick Moore

* Includes stats from bowl game

Annual Leaders

Annual Tackles Leaders

<u>Year</u>	<u>Player</u>	<u>Tackles</u>	<u>Year</u>	<u>Player</u>	<u>Tackles</u>
2008	Archie Donald	119	1989	Dwayne Smith	141
2007	Lester Richmond	97	1988	Tom Gruno	132
2006	Tyrrell Herbert	74	1987	Steve Huffman	166
2005	Anthony Jordan*	107	1986	Steve Huffman	155
2004	Patrick Body*	113	1985	Tim Inglis	157
2003	Anthony Jordan	138	1984	Clayton Moore*	154
2002	Tom Ward*	180	1983	Clayton Moore	125
2001	Tom Ward*	139	1982	John Brady	101
2000	Kevin Rollins	95	1981	Marlin Russell*	155
	Andy Boyd	95	1980	Jack Laraway	150
1999	Jason Lamar	103	1979	Doug Williams	142
1998	Darrick Beckwith	134	1978	Doug Williams	190
1997	Matt Vaillant	122	1977	Aaron Bivins	180
1996	Marcus Matthews	102	1976	Aaron Bivins	186
1996	Mark Herron	102	1975	Larry Macek	200
1995	Jamie Johnson*	137	1974	Ed Scott	195
1994	Brent Parkhill	89	1973	Ed Scott	204
1993	Jim Gant	190	1972	Willie Duke	128
1992	Darrell Mossburg	133	1971	John Niezgodia	149
1991	Matt Eberflus	138	1970	Steve Schnitkey	178
1990	Matt Eberflus	89	1969	John Niezgodia	201



Archie Donald

Annual Sacks Leaders

<u>Year</u>	<u>Player</u>	<u>Sacks</u>	<u>Year</u>	<u>Player</u>	<u>Sacks</u>	<u>Year</u>	<u>Player</u>	<u>Sacks</u>
2008	Albertson Alexandre	2.0	1998	DeJuan Goulde	6	1988	Doug Spidel	8
	Sean Williamson	2.0	1997	Jason Richards	5	1987	Paul Sandor	4
2007	Bernard Faithful	2.0	1996	Marcus Matthews	7	1986	Keith Dunbar	6
2006	Mike Alston	7.0	1995	Steve Haynes*	7	1985	Bob Beemer	13
2005	Mike Alston*	9.5	1994	Bo Reichart	6	1984	Bob Beemer*	6
2004	Mike Alston*	5.0	1993	Maurice Balls	4		Waynard Jones*	6
2003	Ray Turner	5	1992	Dan Williams	13	1983	Bob Beemer	10
2002	Frank Ofili*	4	1991	Terry Jackson	6	1982	Darin Wright	8
2001	David Bockmore*	8	1990	Dan Williams	10			
2000	Kevin Rollins	10	1989	Tony Hirsal	4			
1999	Kevin Rollins	11		Phil Brown	4			



Sean Williamson

Annual Tackles For Loss Leaders

<u>Year</u>	<u>Player</u>	<u>TFL</u>	<u>Year</u>	<u>Player</u>	<u>TFL</u>	<u>Year</u>	<u>Player</u>	<u>TFL</u>
2008	Albertson Alexandre	7.0	1995	Steve Haynes*	13	1985	Bob Beemer	15
2007	Greg Hay	8.0	1994	Bo Reichart	9	1984	Bob Beemer*	14
2006	Mike Alston	17.0	1993	Matt Riesen	9	1983	Bob Beemer	13
2005	Mike Alston*	12.5	1992	Dan Williams	28	1982	Darin Wright	14
2004	Keon Jackson*	10.5	1991	Dan Williams	15	1981	Mike Russell*	17
2003	Ray Turner	13	1990	Dan Williams	7	1980	Jeff Jackson	12
2002	David Gardner*	12	1989	Tony Hirsal	11	1979	Mike Kennedy	11
2001	David Bockmore*	17	1988	Mike McCreary	8	1978	Joe Conroy	16
2000	DeJuan Goulde	17		Tony Hirsal	8	1977	Joe Conroy	9
1999	Kevin Rollins	18	1987	Brian Gabel	13	1976	Larry Lunderman	12
1998	Jason Lamar	12	1986	Marc Patton	5			
	DeJuan Goulde	12		Brian Gabel	5			
1997	Jason Richards	12		Clarence Good	5			
1996	Marcus Matthews	16						



Albertson Alexandre

* Includes stats from bowl game

Annual Leaders

Annual Interception Leaders

<u>Year</u>	<u>Player</u>	<u>INT</u>	<u>Year</u>	<u>Player</u>	<u>INT</u>	<u>Year</u>	<u>Player</u>	<u>INT</u>
2008	Tyrrell Herbert	4	1997	Rasche` Sumpter	3	1985	Dexter Clark	5
2007	Barry Church	3		Clarence Love	3		Bryant Jones	5
	Myshan Veasley-Pettis	3	1996	Mark Herron	4	1984	Mark Brandon*	7
2006	Barry Church	4	1995	Jamal Belt*	6	1983	Mark Brandon	9
2005	Keon Jackson*	4		Craig Dues*	6	1982	John Brady	2
2004	Keon Jackson*	3	1994	Jamal Belt	3		John Gudger	2
	Nigel Morris*	3	1993	Al Baker	3	1981	Mike Kennedy*	4
2003	Brandon Hefflin	5	1992	Al Baker	4		Jack Laraway*	4
2002	Brandon Hefflin*	6	1991	Paul Simpson	2	1980	Tad Wampfler	4
2001	Corey Morris*	4		Darrin Anderson	2	1979	Dan Cox	5
2000	Andy Boyd	3	1990	Dan Vargo	5	1978	Ed Jefferson	2
	Brandon Hefflin	3	1989	David Walkosky	3		Mark Sutter	2
1999	Jehu Anderson	3	1988	John Bowsher	5	1977	Dave Hausfold	2
	Andy Boyd	3	1987	Keith Saunders	3		Ed Turner	2
1998	Keith Travis	3	1986	Harold McGuire	3			
	Kelly Herndon	3						
	Andy Boyd	3						



Tyrrell Herbert

Annual Field Goal Leaders



Alex Steigerwald

<u>Year</u>	<u>Player</u>	<u>FG-Att.</u>	<u>Year</u>	<u>Player</u>	<u>FG-Att.</u>	<u>Year</u>	<u>Player</u>	<u>FG-Att.</u>
2008	Alex Steigerwald	16-21	1990	Rusty Hanna	18-28	1972	George Keim	6-12
2007	Alex Steigerwald	13-13	1989	Rusty Hanna	15-17	1971	George Keim*	6-13
2006	Alex Steigerwald	7-8	1988	Bruce Nichols	15-17	1970	Tom Duncan*	12-22
2005	Jason Robbins*	13-13	1987	Bruce Nichols	15-23	1969	Kenneth Crots*	6-18
2004	Jason Robbins*	9-10	1986	Bruce Nichols	11-15	1968	Kenneth Crots	9-NA
2003	Jason Robbins	3-7	1985	Bruce Nichols	9-15	1967	Kenneth Crots	5-NA
2002	Jason Robbins*	13-16	1984	David Walker*	13-25	1966	Bob Buchs	5-NA
2001	Todd France*	15-20	1983	Tony Lee	15-19	1965	Bob Buchs	1-NA
2000	Todd France	15-19	1982	Tony Lee	15-19	1964	Bob Buchs	1-NA
1999	Todd France	18-26	1981	Tony Lee*	10-13	1963	None Made	
1998	Todd France	11-19	1980	David Ridgeway	5-6	1962	None Made	
1997	Chris Merrick	11-16	1979	David Ridgeway	5-12	1961	Tom McCartney	1-NA
1996	Ryan Klaer	8-13	1978	David Ridgeway	3-10	1960	Tom McCartney	2-NA
1995	Mark Spring*	9-18	1977	David Ridgeway	4-13	1959	Tom McCartney	2-NA
1994	Ryan Klaer	9-14	1976	Mike Sherman	2-4			
1993	Mark Spring	7-12	1975	Bob Kellener	5-8			
1992	Rusty Hanna	21-29	1974	Virgil Crots	9-14			
1991	Rusty Hanna	12-20	1973	George Keim	3-13			

No field goals were made from 1950-58. Record prior to 1950 are not available.

Annual Punting Leaders

<u>Year</u>	<u>Player</u>	<u>Avg.</u>	<u>Year</u>	<u>Player</u>	<u>Avg.</u>	<u>Year</u>	<u>Player</u>	<u>Avg.</u>
2008	Bill Claus	38.8	1992	Brian Borders	40.5	1977	Rich Wurst	38.5
2007	Brett Kern	46.1	1991	Brian Borders	36.0	1976	Rich Wurst	36.3
2006	Brett Kern	41.7	1990	Brian Borders	40.8	1975	Rich Wurst	38.5
2005	Brett Kern*	39.5	1989	Brian Borders	40.3	1974	Jim Cameron	37.3
2004	Brett Kern*	40.6	1988	Tyler Bordick	38.3	1973	Jim Cameron	35.3
2003	Brandon Hannum	43.5	1987	Pete Krimm	35.6	1972	Bill O'Hara	36.5
2002	Brandon Hannum*	39.4	1986	Pete Krimm	34.9	1971	Bill O'Hara*	37.8
2001	Brandon Hannum*	40.8	1985	Pete Cochran	36.7	1970	Jeff Siek*	33.3
2000	Brandon Hannum	37.9	1984	David Walker*	38.7	1969	Jeff Siek*	33.0
1999	John Manly	35.6	1983	David Walker	40.9	1968	Roland Moss	39.4
1998	Gabe Lindstrom	41.0	1982	David Walker	34.8	1967	Dennis Hromika	34.8
1997	Gabe Lindstrom	40.5	1981	Mike Denney*	37.7	1966	Dennis Hromika	34.8
1996	Ty Grude	42.9	1980	Mike Denney	34.5	1965	Dennis Hromika	36.8
1995	Ty Grude*	42.5	1979	David Ridgeway	37.6	1964	Bob Buchs	36.6
1994	Ty Grude	38.5	1978	Rich Wurst	37.0	1963	Tom Nolan	36.6
1993	Ty Grude	33.6						



Bill Claus

Annual Leaders

Annual Punt Return Leaders



Nick Moore

Year	Player	Avg.	Year	Player	Avg.	Year	Player	Avg.
2008	Nick Moore	6.2	1992	Marcus Goodwin	6.6	1977	Dave Harsfield	5.9
2007	Nick Moore	6.9	1991	Joe Lajewski	6.6	1976	Mike Slater	3.0
2006	Steve Odom	3.7	1990	Rick Isaiah	5.7	1975	Pat Cotter	10.3
2005	Steve Odom*	6.3	1989	Joe Lajewski	4.3	1974	Randy Whatley	6.3
2004	Lance Moore*	13.8	1988	Joe Lajewski	7.8	1973	Pete Alsup	7.7
2003	Lance Moore	12.9	1987	Renza Hughley	3.0	1972	Pete Alsup	9.3
2002	Dontà Greene*	14.8	1986	Renza Hughley	4.1	1971	Steve Banks*	4.2
2001	Dontà Greene*	11.7	1985	Eddie Harris	6.4	1970	Steve Banks*	8.0
2000	Tony Miller	8.4	1984	Eddie Harris*	7.5	1969	Dan Crockett*	8.9
1999	Jameel Turner	7.0	1983	Eddie Harris	7.7	1968	Dan Crockett	5.2
1998	Jameel Turner	5.9	1982	Eddie Harris	6.8	1967	Pete Kramer	13.4
1997	Jameel Turner	10.4	1981	Richard Wray*	4.3	1966	Jim Hauser	8.7
1996	Mace Freeman	6.7	1980	Scott Alexander	6.1	1965	Jim Grey	6.6
1995	Mark Herron*	6.2	1979	Scott Alexander	2.8	1964	Jim Grey	7.4
1994	Tom Boyd	10.3	1978	Scott Alexander	8.0	1963	Jim Grey	17.6
1993	Mark Herron	6.2						

Annual Kickoff Return Leaders



Greg Harris

Year	Player	Avg.	Year	Player	Avg.	Year	Player	Avg.
2008	Greg Harris	21.5	1993	A. Morgan	24.6	1978	Willis Bell	20.7
2007	Jalen Parmele	28.0	1992	A. Morgan	21.1	1977	Mike Alston	22.8
2006	Richard Davis	21.9	1991	Marcus Goodwin	20.3	1976	Irv Kenerly	19.8
2005	Richard Davis*	22.8	1990	Rick Isaiah	20.9	1975	Carl Fortman	15.5
2004	Lance Moore*	21.2	1989	Corey Ivey	16.8	1974	Randy Whatley	21.4
2003	Lance Moore	21.7	1988	Alan Smiley	21.9	1973	Randy Whatley	23.5
2002	Dontà Greene*	22.5	1987	Renza Hughley	19.7	1972	Jim Mulinix	21.6
2001	Dontà Greene*	20.6	1986	Renza Hughley	22.2	1971	John Saunders*	13.7
2000	Tony Miller	26.3	1985	Eddie Harris	19.3	1970	Glyn Smith*	25.0
1999	Carl Ford	20.3	1984	Eddie Harris*	19.8	1969	Dan Crockett*	16.4
1998	Dwayne Harris	18.2	1983	Arnold Smiley	18.2	1968	Dan Crockett	27.5
1997	Ray Curry	20.1	1982	Eddie Harris	20.3	1967	David Witkowski	19.6
1996	Mace Freeman	16.2	1981	Steve Morgan*	22.6	1966	Don Thomas	19.4
1995	Dwayne Harris*	25.3	1980	Arnold Smiley	19.4	1965	Willie Loper	23.1
1994	Tyrone Brown	22.0	1979	Mike Alston	13.8	1964	Willie Loper	24.9

* Includes stats from bowl game



Toledo players celebrate their 13-10 win over Michigan with the 200 or so UT students seated in the south end zone of Michigan Stadium.

The University



University History and Traditions

University Origin


The University of Toledo was founded by Jesup Wakeman Scott on October 12, 1872 as a private arts and trades school, known as Toledo University of Arts and Trades, offering painting and architectural drawing as its only subjects. Scott, the editor for the *Toledo Blade* newspaper from 1844 to 1847, was a public-spirited Toledoan who felt the city should have a university to train young people for responsible positions in the growing community. Scott's dream led him to endow 160 acres of land which later became the Scott Park Campus. Scott died in 1874 and the school was forced to close in 1878 due to a lack of funds. On January 8, 1884, the assets of the university were turned over to the city of Toledo and the school reopened that year as the Manual Training School, later changing its name to Toledo University. In 1922, the university moved into an automobile mechanics training facility on Scott's land that had been constructed during World War I. After the Toledo voters passed a bond levy in 1928, the main campus was moved north to the land located on Bancroft Street, with University Hall being the first building constructed in 1931.

On July 1, 1967, the University was given the status of a state-funded university by the Ohio General Assembly and became known as the University of Toledo. On July 1, 2006 the University merged with the Medical University of Ohio, making UT one of only four institutions in the state with a medical school and a law school.

The Bell Tower and University Hall

President Henry J. Doermann, the father of the Bell Tower and the university's structural design, wanted all of the buildings on Bancroft Campus to be of a Collegiate Gothic architectural design to reflect the best design elements of the universities of Europe. President Doermann felt such architecture would provide an atmosphere to inspire students. He also dreamed of a central tower that could be spotted from anywhere on campus. President Doermann went against the objections of many Toledoans who felt the design was too extravagant and a waste of money. He knew how much this Tower would mean to the UT community; therefore, he set out and accomplished his lofty goal of building the beautiful high structure that resides at the north center part of Bancroft Campus. Residing on the top four corners of this architectural gem are four gargoyles which overlook and guard the University of Toledo.

The 156-step, 206-foot Bell Tower sits atop of University Hall. Completed in 1931, University Hall was the first building built on Bancroft Campus. It took 400 men nearly one full year



The Bell Tower was completed in 1931.

to complete University Hall and the second building built on campus, the Field House. The Collegiate Gothic structural design for University Hall set the standard for all other buildings to be constructed on the University of Toledo's Bancroft Campus.

Centennial Mall

During the Blizzard of 1978, the land in mid-campus, which used to be a faculty parking lot and Army barracks, was completely covered by snow. Graduate students in the university's geography department conducted a study and photographed the paths on the snow made by students walking to class. The design of the sidewalks in Centennial Mall was then constructed using the layout of those paths.

There are 290 trees located in the 9.7 acres of Mall area. This shrine of trees is known as the Circle of Champions.

Centennial Mall was completed in 1980 and provides the campus with an environmentally friendly look, which contributes to UT's ranking as one of the "100 most beautifully landscaped places in the country," according to the American Society of Landscape Architects. Only 22 college campuses are on the list.

The University Seal

The University of Toledo's Seal was placed in the middle of Centennial Mall and dedicated on October 23, 1995 by the Student Alumni Council, with the support of various campus and community organizations. A tradition that was formally started by Omicron Delta Kappa, as part of their ritual, is that no Rockets past, present, or future who cross this path on their educational journey shall ever step on the seal. This is every Rocket's sign of respect and gratitude for our great university. It is a UT myth, and believed to be true, that if you step on the seal in Centennial Mall you will fail your next exam.

Toledo Edison Memorial Fountain

The Toledo Edison Memorial Fountain, a gift to The University of Toledo by the Toledo Edison Co. for the Centennial of Light (1879-1979), is located on the north side of the Student Union and was built when Centennial Mall was constructed in 1980. The fountain, designed by Toledoan Phyllis Nordin, was turned into a flowerbed for four years because the rusted pipes of the fountain would have cost \$50,000 to repair. After a fundraising effort by Student Government President Kevin Hopkins, Toledo Edison, and many others, the flowerbed was restored back into a fountain in 1997.

Athletic Traditions

Nickname Origin

When the University of Toledo played then-powerful Carnegie Tech in football in 1923, Pittsburgh sports writers were surprised to learn that UT did not have a nickname. Pittsburgh writers pressed James Neal, a UT student working in the press box, to come up with a nickname.

Despite UT's 32-12 loss, the student labeled the team "Skyrockets," obviously impressed by his alma mater's flashy performance against a superior team. The sportswriters shortened the name to "Rockets," which has been used since.

Many other suggestions for UT's nickname have been considered through the years, including a Spanish theme of Toreadors or Bulls, in honor of Toledo's sister relationship with the city's namesake in Spain. Others included Commodores, Turtles, Bancroft Highwaymen and Jeeps.

Toledo teams were referred to as the Blue and Gold, Munies (for municipal university) and Dwyer's Boys (after head football coach James Dwyer) in sports stories prior to 1923.

School Colors

Midnight Blue and Gold were selected as the school's official colors by the Varsity 'T' club, at its organizational meeting on December 1, 1919. Ten of the 14 football lettermen met to form the club, and also chose Ed Stader as their first president.

The Fight Song

"U of Toledo" was written in 1932 by Dave Connelly, UT athletic director and baseball coach through much of the 1930s and 1940s. Connelly loved to sing, but had never studied music. He wrote the words for "U of Toledo" and sang the melody to a family friend, Bernie Jones. Jones played it on the piano and put it to music.

The tune remained largely unchanged until 1975, when UT associate professor of music David Jex arranged the current version. At that time, the song's one verse (see box) was dropped from the official version of the fight song.

The Alma Mater

"Fair Toledo" was selected from eight entries which were submitted in the UT Alma Mater Song Contest, sponsored jointly by the Student Senate and the Alumni Association in 1959. The competition was held to replace "Golden and Blue," set to "Amici," a tune used by various universities.

While driving to work, Gilbert Mohr heard Jim Uebelhart

announce the contest on the radio in January of that year. An amateur songwriter, Mohr began humming different tunes, and later with his wife, Jean Strout, wrote the lyrics. Their alma mater entry won the contest and the couple received a \$100 government bond. "Fair Toledo" debuted at halftime of the Marshall-Toledo basketball game on March 2, 1959.

Fight Song "U of Toledo"

Chorus

U of Toledo, we'll fight for you
(Fight! Fight! Fight!)
U of Toledo, we love the Gold and Blue
(Let's go Blue!)
Men of the Varsity, the enemy must yield,
We'll fight just like our ancestors
and march right down the field!
T-O-L-E-D-O, Toledo!

Verse (no longer used)

The Indians roamed the Maumee River land
Till along came Anthony Wayne.
Old England was the ruler of the Lakes,
Till Perry gained his fame.
They were fighters and victorious
And they drove back every foe.
Gave their legends and traditions
To the school we honor so.

Alma Mater "Fair Toledo"

In tower shadows voices now raising,
To alma mater Golden and Blue,
Fair Toledo praise to thee,
Portal of learning ever be,
Hallowed halls we shall revere,
Vow to keep thy memory dear.

The Cannon

Everyone who attends a Rocket football game knows when UT scores by the traditional "boom" of the cannon. The cannon originates from a Pi Kappa Phi member who bartered his cannon for his fraternity dues because he was short on money. The cannon is a Civil War era model, one of the oldest around.

In 1953, the men of Pi Kappa Phi Fraternity fired the first cannon shot at a Rocket football game from the top northeast stone tower in the Glass Bowl. The cannon continued to be fired from this position until 1989, when it had to be moved to the field because of structural concerns with the stone towers.

In 1990, the cannon was fired from the northwest corner of the end zone. In 1995, the cannon's position was moved to the southeast corner of the field near the student section. In 2008, the cannon was moved once again, this time to the east balcony of the Larimer Building in the north end zone.

Blasts are fired at the beginning of each home game, at the end of each quarter, and after every Rocket score.

The Rocket

In 1961, the University of Toledo procured a genuine Nike-Ajax missile from the U.S. Army missile program. Simply known as "The Rocket," it was placed behind the crossbar of the north end goalpost, where the Larimer Athletic Complex resides today. During the renovation in 1989-90, the Rocket was moved to its present day position on the northeast corner of the Glass Bowl, just outside of the wall. The one-ton Rocket carries two sets of fins and a propellant boost capable of guiding the missile to supersonic velocity. In 2004, the rocket was refurbished and painted midnight blue and gold by Paul Grabke of Steve Grabke's Body Shop.

Legend has it that the rocket's trajectory is pointed toward Bowling Green State University, 25 miles south. If the Rocket were to be lit, it is said, it would blast off and land directly on the 50-yard line of the Falcons' Doyt Perry football stadium.

-Continued next page-

Athletic Traditions

-Continued from previous page-

The Rivalry

Among Toledo football players of any era, it's known simply as "BG Week," the week of preparation leading up to the annual Toledo-Bowling Green football game, considered by most observers as the greatest rivalry in the Mid-American Conference.

Just 20 miles of highway on I-75 separate the two universities, creating a familiarity that fuels the rivalry. The origin of the emotional nature of the rivalry has its roots in legend. Following a 63-0 Rocket blowout in 1935, Bowling Green declined to continue playing UT, effectively ending the rivalry. Bowling Green officials reportedly ended the rivalry because of the unruly behavior of jubilant UT fans following the outcome of the game; UT faithful claimed the decision had more to do with the final score.

In any case, the rivalry resumed in 1948 and this time the Falcons were ready, pulling a 21-6 victory in their first-ever appearance in the Glass Bowl. Bowling Green leads the all-time series, 38-31-4, though UT has won eight of the last 13 battles.

The Peace Pipe

Originally a trophy granted to the winner between Toledo and Bowling Green in basketball, the Peace Pipe has been a football tradition since 1980. The Peace Pipe tradition began in 1948, with the student newspaper from the winning school keeping the pipe until the renewal of the tradition the following basketball season. Unfortunately, the tradition came to an abrupt end in 1969 when an unidentified person stole the pipe from its resting place in the Collegian office. The thief was never caught, nor was the pipe ever recovered. The tradition was reinstated in 1980 for football with a miniature peace pipe replica resting atop a trophy created by Frank Kralik, a former UT football player, as an award for the winner of the annual gridiron battle between the Rockets and the Falcons.

The Spirit Rock

In 1968, Nicholson Concrete and Supply Co. donated an eight-ton rock to the University of Toledo as a symbol of the spirit of its student body. The Spirit Rock was originally located on the grass between the William S. Carlson Library and the Student Union. The large rock marked the final rest-



The Rocket was completely refurbished in 2004.

ing place of the old Bancroft High image of UT. The original Spirit Rock was moved by the university in order to make room for the Student Union expansion, and now resides by the pond at Scott Park Campus.

The current Spirit Rock on main campus was donated to the university in 1997 and placed in the Flatlands. Over the years, the rock has been a site for many Rocket pep rallies. The Spirit Rock has been tarred and feathered, burnt, and painted hundreds of times, but it is tradition to paint it only during twilight hours.

The Marching Band

The Rocket Marching Band is dedicated to excellence in performance, as well as the musical and social enrichment of its members. The Rocket Marching Band provides quality entertainment and spirit promotion at UT functions and athletic events. In addition, the

band has appeared at professional football games, college bowl games and many high school marching band festivals.

The band consists of students from large cities, small towns and rural areas, pursuing a myriad of careers and majoring in everything from architecture to zoology. The Rocket Marching Band has proudly represented UT with professionalism, dignity, spirit and excellence.

Auxiliaries to the Rocket Marching Band include the Dancing Rock-ets and the Flag Line. The Rock-ets constitute a dance line of approximately 14 women who are chosen each spring by a special audition. The Flag Line is comprised of approximately 28 women who primarily twirl flags during Rocket Marching Band pre-game and half-time shows.


The Cheerleaders

Providing the spirit at all home and road football games are the cheerleaders. The cheerleaders are also at every home men's and women's basketball game, and numerous public appearances on behalf of the UT Athletic Department.

The UT cheerleading squad consists of a varsity and a junior varsity squad. There is a total of 33 members—16 varsity, 16 junior varsity and one mascot.

The varsity squad is selected in the spring of every year. The varsity squad practices throughout the summer in preparation for the coming season. The varsity squad travels to all the away football games, and cheers on the men's basketball team. For football games, the varsity squad is stationed primarily in the southeast corner of the stadium.

The JV squad is selected in the fall. Tryouts are held during the first week of classes. The JV squad cheers at every home football game and the women's basketball games. For football games, the JV squad is stationed primarily in the southwest corner of the stadium.




Anthony Jordan poses with the Peace Pipe in 2005.

Athletic Traditions

Rocky the Rocket

Rocky the Rocket, the University of Toledo's mascot, began in the 1966-67 academic year by the Spirits and Traditions committee, an appendage of Student Government, with various students being chosen to dress up for a couple different games. Then in the fall of 1968, Rocky was taken under the wing of Dan Seemann, Director of Student Activities at the time, and the first official Rocky the Rocket, Bill Navarre, emerged. Navarre displayed his super spirit at UT both home and away football and basketball games in the Rocky the Rocket costume, which was made by the theater department seamstress. The costume was essentially a wastepaper basket with a pointed rocket top made of papier-mâché.

Over the years Rocky's costume has changed many times. In the early 70s, Rocky wore a tall metal rocket helmet with many different jumpsuit type outfits, including such items as bellbottom pants. Then, in 1977, an authentic spacesuit, helmet, and boots were donated to the university by the NASA Space Center in Houston, Texas with the help of former Ohio astronaut and senator, John Glenn. The space suit was used for football games, but because of its mass, a lightweight replica was used for the basketball season. Both suits were used until 1980 when Rocky took on a more futuristic look in a costume that was



The latest Rocky debuted in 2008.

designed to present more of a space rocket image.

Another Rocky costume, which was plush with huge feet, was introduced in 1983, but was only used until 1986 when a big blue plush Rocky with smaller feet was unveiled. Throughout the late 1980s and most of the 1990s only minor changes were made to Rocky's costume.

In 1998, at the Bowling Green football game, a new Rocky arrived at midfield via helicopter. The new Rocky had a blue and gold rocket-man costume, complete with jetpack and astronaut helmet.

The latest Rocky, which was unveiled in fall of 2008, maintains the futuristic space concept but is depicted more as a cartoon super hero.

Rocket Fanatics

The Rocket Fanatics were organized in 1995 in an effort to increase student spirit, pride, attendance and participation. Today, every UT student is considered a Rocket Fanatic the minute they enroll at the University of Toledo. The group exploded in popularity in 2000, when the Fanatics adopted the Athletic Department slogan, "See You at the Game," and began distributing thousands of Rocket Fanatic t-shirts to UT students. Waves of Rocket Fanatic t-shirts can now be seen in the student sections of the Glass Bowl and Savage Hall.

They Support the Rockets

The Varsity 'T' Club

The Varsity T Club is a support group of former varsity letter winners whose purpose is to support Rocket Athletic programs through service projects and special events. The Varsity T Club provides financial assistance to the athletic department on an annual basis.

Over the years, the club has provided over \$100,000 to fund the purchase of weight equipment in the Larimer and Savage Hall weight rooms. The club has also supported the replacement of the Glass Bowl turf, the student-athlete handbook, senior scholar-athlete receptions, the annual Hall of Fame Banquet and has also assisted in raising funds through a summer golf outing, and most recently, made a major commitment to the Building Champions Campaign to name the new Hall of Fame area in the Sullivan Athletic Complex at Savage Arena.

In 1998, the Varsity T Club completed a \$300,000 capital campaign for the construction of the Varsity T All-Sports Pavilion located just south of the Glass Bowl. The club sponsors pregame tailgate receptions prior to all home football games for club members and guests. In 2007, the club reached an all-time high with over 530 dues paying members.

The Rocket Fund

The Rocket Fund is the UT Athletic Department's official annual giving program. Over 1,100 Rocket fans are donors to the Rocket Fund at the \$100 gift level and up. Gifts may be designated for operations for a particular sport, for scholarship aid, or for unrestricted use. Benefits are provided at all gift levels of \$100 or more. For more information on the Rocket Fund, visit our website at www.utrockets.com or call the Athletic Development Office at 419-530-2510.

Downtown Coaches Association

The Downtown Coaches Association is a support group whose purpose is to promote, encourage and stimulate interest in intercollegiate athletics at the University of Toledo. It was founded in 1937 by athletic director and head football coach Doc Spears. For over 71 years, the DCA has sponsored Monday luncheons and assisted in the department's fundraising efforts. The DCA sponsors an annual reverse raffle and conducts 50/50 raffles at UT football and basketball games.

In 2008, the DCA made a major commitment to the Building Champions Campaign to name the new "Wall of Champions" in the new Sullivan Athletic Complex. The wall features photos of every Rocket MAC Championship team.

University President

University of Toledo President Lloyd A. Jacobs, M.D., is leading a vigorous process of growth and transformation to establish a new vision, a new identity and a new level of educational quality and excellence at the University.

He began his appointment as the University's 16th president in July 2006, when the former Medical University of Ohio, which he headed for approximately three years, and UT merged, perhaps the most significant event in higher education in Ohio in the last 50 years, and he was selected to lead the merged universities.

The strategic plan approved by the Board of Trustees in April 2007, "Directions," articulates UT's mission, vision and set of institutional core values and sets out goals to be met in order to establish University of Toledo as one of the great public metropolitan research universities in the world.

Under his leadership, the University, which operates three campuses and has an annual operating budget of more than \$700 million, has enjoyed tremendous momentum, experiencing enrollment growth in the last three years to more than 22,000 students.

President Jacobs has worked to strengthen undergraduate education, graduate and professional education and scholarship, research, and service across UT's 10 professional colleges; to make the University more, affordable, accessible, sustainable and student-centered; and to encourage exploration how UT can create collaborative programs and synergies involving the arts, humanities, science, technology and other fields.

The University has recruited a diverse student body and faculty, strengthened patient-care programs at UT Medical Center, focused on improving the learning and living environments on and near campus and earned several key institutional accreditations. He has further integrated the University's intercollegiate athletic programs into campus life, secured contract agreements with several University employee bargaining units, celebrated successful completion of the largest capital fund campaign in the University's history that obtained more than \$106 million, and entered into research and educational agreements with universities in Europe, the Middle East and Asia.

Cranes have pierced UT's skyline during his administration as the University has invested more than \$200 million to construct new buildings and to renovate existing academic buildings, classrooms and athletic venues. Particularly noteworthy are the \$30 million renovation of Savage Arena, the \$27 million facelift of Memorial Field House into faculty offices and classrooms, the new Orthopedic Center on Health Science Campus and the soon-to-be-completed Savage and Associates Complex for Business Learning and Engagement and UT Medical Center Heart & Vascular Center. These are in addition to a number of other academic, research and student-life enhancements that were completed over the past two



Dr. Lloyd Jacobs

years on the University's Main, Scott Park and Health Science campuses.

At the same time, he has championed access to higher education for students from middle- and low-income families through a tuition freeze at UT in the 2007-2008 school year and generous financial-aid packages offered through the "UT Guarantee" program. Additionally, he has made it a top priority to catapult UT in technology and sciences, focusing particularly on the University's longstanding international leadership in solar and alternative-energy research.

The University and the City of Toledo have developed an effective partnership to improve neighborhoods and expand commercial activity near Main Campus, and the University is working to increase the number of new local companies based on UT research through the University's Science, Technology and Innovation Enterprises.

President Jacobs became the sixth president of the Medical College of Ohio — later renamed Medical University of Ohio — in November 2003. Prior to coming to Toledo, he was chief operating officer of the University of Michigan Health System, one of the largest systems in the country, senior associate dean for clinical affairs at the University of Michigan Medical School. He also held a faculty appointment as professor of surgery. A native of Holland, Mich., President Jacobs, following graduation from high school, served four years on active duty with the U.S. Marine Corps, receiving an honorable discharge in 1962. He earned a bachelor's degree in 1965 from Miami University in Oxford, Ohio, and an M.D. degree in 1969 from Johns Hopkins University School of Medicine in Baltimore. He completed surgery residency training at Johns Hopkins Hospital, University of California at San Diego Hospital and Wayne State University Hospital in Detroit.

A vascular surgeon, Dr. Jacobs began his career in academic medicine at Wayne State in 1974, staying there for 15 years. He is the author of six book chapters and of more than 50 articles in peer-reviewed medical and scientific publications such as *Journal of Vascular Surgery*, *Surgery*, and *American Surgeon*, and has been a featured speaker at dozens of national medical and scientific meetings on topics such as vascular disease, managed care, medical leadership, measuring quality in health care and quality assurance. President Jacobs is a member of numerous professional surgical societies and is a past president of the Academy of Surgery of Detroit.

President Jacobs currently serves as president of the Mid-American Conference Council of Presidents and is a member of the Toledo-Lucas County Port Authority, the Regional Growth Partnership, Toledo Chamber of Commerce, Inter-University Council of Ohio, Ohio State Medical Association, Academy of Medicine of Toledo and Lucas County, American College of Surgeons and the Society for Vascular Surgery.

Dr. Jacobs and his wife, Ola, have two adult sons, Andy and Ben.

UT Board of Trustees

Olivia K. Summons, Chair
C. William Fall, Vice Chair
Carroll L. Ashley, Secretary
Susan E. Gilmore
Joseph C. High
S. Amjad Hussain
William C. Koester
Richard B. McQuade, Jr.
Susan Farrell Palmer
John S. Szuch
Cynthia B. Thompson
Krystal Weaver, Student

Athletic Director

Now in his eighth year as the athletic director at the University of Toledo, Mike O'Brien has helped guide the Rockets into position as one of the strongest athletic programs in the Mid-American Conference.

Since O'Brien's arrival in 2002, the Rockets have achieved new heights on the playing field as well as in the classroom. The program has also experienced a boom of capital projects under O'Brien's reign, including the renovation of Savage Arena and construction of the Charles A. Sullivan Athletic Complex in 2008, and the construction of the Fetterman Training Center, UT's new indoor practice facility, set to debut in late 2009.

O'Brien assumed the position as the school's 13th athletic director on Jan. 22, 2002. Since that time the Rockets have won or shared MAC titles in football, men's basketball, women's basketball, women's cross country, men's golf and women's soccer. In that same span, UT has made three bowl appearances in football and two NIT appearances in men's basketball. In addition, women's soccer advanced to the NCAA Tournament in 2006, 2007 and 2008, while men's golf competed in the NCAA Championships in 2002 and 2004. UT women have qualified for the NCAA Championships in either track or cross country a total of 10 times and made All-America six times since 2002.

In the classroom, UT has produced overall department grade-point averages of above a 3.0 in six of the last



The O'Briens: Mike, Jack and Michelle.

eight semesters. In the 2009 spring semester, UT student-athletes achieved a combined GPA of 3.159, the highest in school history. More than one-third of student-athletes received at least a 3.5 GPA, with more than half earning a 3.0+ GPA, the 11th consecutive semester above the 50 percent mark.

O'Brien has also helped lay the foundation for future success for the department. He secured significant

funding for the Athletics capital campaign for the new Charles A. Sullivan Athletics Complex and Savage Arena renovation project, including a \$5 million gift from Chuck and Jackie Sullivan. The \$30 million facility, which debuted on Dec. 3, 2008, can rightfully claim to be one of the premier basketball arenas of its kind in the country.

O'Brien previously secured funding for the renovation for the outdoor track, tennis courts and soccer field. The soccer field project was completed in the fall of 2004, while the tennis courts and track were completed in 2006.

Among O'Brien's other accomplishments are adding Ohio State, Colorado, Purdue, Arizona, Missouri, Navy, Fresno State, Boise State and Wyoming to the home football schedule; working with the Inverness Club to bring the 2009 NCAA Men's Golf Championships to Toledo; and securing a multi-year deal with Learfield Sports to increase UT's advertising revenue.

O'Brien recently completed a term as a member of the NCAA Division I Football Issues Committee, and is the current chair of the Mid-American Conference Athletic Director's Committee. He is also the conference's athletic director representative to the Bowl Championship Series (BCS).

Previous to his appointment at UT, O'Brien had 15 years of experience in athletics administration at four universities, Kansas State (associate A.D., 1997-2001), Lamar (athletic director, 1993-97), Pittsburgh (director of development 1989-93) and Ball State (marketing and development, 1986-89).

A native of Iowa City, IA, O'Brien earned a bachelor's degree in elementary education from Missouri Valley College in 1975, and has master's degrees in education from Wisconsin-River Falls in 1982 and in sports management from Western Illinois in 1986. Prior to his administrative career, O'Brien was an assistant basketball coach at three different schools from 1982-1986.

O'Brien and his wife Michelle live in Toledo with their son Jack (7).

Mike O'Brien's File

Age: 56 (born Dec. 31, 1952)

Education:

- Master's Degree in Physical Education, Western Illinois '86
- Master's Degree in Education, Wisconsin-River Falls '82
- Bachelor's Degree in Elementary Education, Missouri Valley College, '75
- Associate's Degree in Liberal Arts, Indian Hills (IA) C.C. '73

Administrative Experience:

- 2002- Athletic Director, Toledo
- 1997-2001 Associate Athletic Director, Kansas State
- 1993-97 Athletic Director, Lamar
- 1990-93 Director of Development, Pittsburgh
- 1989-90 Assistant Director of Development, Pittsburgh
- 1988-89 Director of Development and Marketing, Ball State
- 1986-88 Administrative Assistant to the Athletic Director, Ball State

Coaching Experience:

- 1985-86 Assistant men's basketball coach, Western Illinois
- 1984-85 Assistant men's basketball coach, Wisconsin-Green Bay
- 1981-84 Assistant men's basketball coach, Wisconsin-River Falls

College Playing Experience:

- 1973-75 Basketball, Missouri Valley College
- 1971-73 Basketball, Indian Hills Community College

Family:

Wife, Michelle, and son, Jack (7)



Student Athletic Academic Services

Student Athletic Academic Services (SAAS)

The Rocket Academic Center, located in the Larimer Athletic Complex, is open to all Toledo student-athletes. This facility includes academic staff offices and a full-service computer lab. The Rocket Academic Center has laptop computers available for team travel. Workstations are equipped with Netscape, Internet Explorer, Microsoft Office, and are connected to the University's UTAD email system.

The Department of Intercollegiate Athletics recognizes the unique needs of student-athletes in regards to academic support at The University of Toledo. SAAS staff provide a variety of services to assist student-athletes with their academic progress. Services include guidance with orientation, course scheduling, targeting (a time management program), study table, individualized and group tutoring.

Hours of operation

Sun.: 5:00 p.m. - 9:00 p.m.

Mon.-Thurs.: 8:15 a.m. - 9:00 p.m.

Fri.: 8:15 a.m. - 5:00 p.m.

Academic Advising

UT student-athletes meet with two advisers: one in their chosen major program and their team's Academic Coordinator in the Rocket Academic Center. Both advisers work together to assist the student-athlete with creating balanced course schedules that meet degree requirements and will not interfere with athletic commitments. SAAS professional staff maintain files on all student-athletes to monitor academic performance, NCAA athletic eligibility and progress toward graduation. All tracking information (targeting reports, tutorial feedback, academic progress reports from faculty, eligibility data, and college advising documentation) is kept on file and communicated to coaches regularly.

Tutoring

Tutorial assistance is available to all Toledo student-athletes through both the Rocket Academic Center and the University's Learning Enhancement Center (LEC). SAAS employs a Learning Specialist who focuses on writing and study strategies. The Learning Specialist also coordinates the Academic Coach Program, a core group of volunteer professionals in business and education from the local community who offer their assistance



in math, science, economics, business, social science and humanities. Students can also visit the LEC, which has offices in both the Carlson Library and at the Scott Park campus. Tutoring at both locations is available to all UT students free of charge.

Targeting

Targeting is a time management and organizational program designed for freshmen, new transfer students and returning students who are not performing up to their potential academically.

Student-athletes meet weekly or bi-weekly with their academic coordinator for 30 minutes to discuss their academic progress, upcoming assignments, eligibility issues and academic and career planning. The goal of this program is to model time management skills and develop a comprehensive plan to assist the student-athlete in the transition from high school to college.

NCAA CHAMPS/Life Skills Program

The NCAA CHAMPS/Life Skills Program offers programming to cultivate student-athletes' lives in five main areas: academic excellence, athletic excellence, personal development, career development and commitment to service. Created in 1991, Life Skills Programs at NCAA member institutions are supported nationally through the promotional and financial efforts of the NCAA Foundation, the NCAA and the Division I-A Athletic Directors' Association.

Association.

At the University of Toledo, the Director of CHAMPS/Life Skills coordinates events in the areas of community outreach through the "Rockets 'Round Town" program. While continuing to utilize campus services for job search and career planning, the department has enhanced its career development programming through its partnership with AfterSport, a student-athlete career planning organization that was founded and is run entirely by two former collegiate and professional athletes who have also been successful in corporate America.

SAAS Staff

Drew Scales, in his third year directing Student Athletic Academic Services, is responsible for the daily operations of the Rocket Academic Center. He coordinates academic support for men's basketball, women's golf, women's soccer and women's track and cross country student-athletes.

Stacy Bowers is in her 14th year with Student Athletic Academic Services as an Academic Coordinator. Bowers coordinates academic services for football, women's basketball, and men's and women's tennis student-athletes. In addition, Bowers helps to organize Rocket Launch, a new student orientation, and serves on the Intercollegiate Committee on Advising (ICA).

Sue Irmen begins her 10th year with Student Athletic Academic Services this fall as an Academic Coordinator. Irmen coordinates academic services for baseball, men's cross country, softball, women's swimming, men's golf and volleyball student-athletes. Irmen also directs Life Skills programming for UT student-athletes.

Laura Johnson starts her ninth year with Student Athletic Academic Services as a Learning Specialist. Johnson specifically addresses the learning needs of UT student-athletes. Additionally, Johnson is responsible for tutorial services in the Rocket Academic Center.



Drew Scales



Stacy Bowers



Sue Irmen



Laura Johnson

Are you a UT “Athletics Representative” (Booster)?

The NCAA definition of a booster is very broad. Simply put, you are a booster if you have:

- Graduated from the University of Toledo.
- Purchased season tickets.
- Become a member of an organization that supports UT Athletics (Downtown Coaches, Varsity ‘T’, etc.).
- Made a donation to the Rocket Fund.
- Assisted a Toledo student-athlete in securing employment.

Once you become an athletic representative, you maintain that relationship forever, regardless of whether or not you remain in contact with the program.

Permissible Activities for Boosters

- Occasional meals provided to a student-athlete or team at the home of a booster is permitted. The meal may be catered, and the booster hosting the meal may provide reasonable local transportation to the student-athlete(s) attending the meal (this event must be documented with the Compliance Office).

- Provide information to student-athletes on employment and internships.

- Please remember that student-athletes retain their status forever, just as boosters do. It is not permissible to provide benefits to a student-athlete simply because they have exhausted their athletics eligibility.

Prospective Student-Athletes (Prospect)

A prospective student-athlete (e.g., prospect or recruit) is an individual who has begun classes for the ninth grade. This includes prep school and two-year college student-athletes as well.

It is important to remember that athletes are considered to be prospective student-athletes even after they have signed a National Letter of Intent and/or financial aid agreement. Prospects retain this status until they have attended classes as a full-time student or have attended practice.

It is not permissible for boosters to make in-person, on- or off-campus recruiting contacts, or written or telephonic communications with the prospect, the prospect’s relatives or legal guardians, or the prospect’s coaches.

Enrolled Student-Athletes

A student-athlete, their relatives, or friends are not permitted to receive any special arrangement by an institutional

employee or booster (“extra benefit”) that is not authorized under NCAA legislation. Examples of extra benefits include:

- Free or reduced cost services.
- The use of telephones or credit cards.
- Free or reduced cost entertainment services (free movie tickets, dinners, or professional sports tickets).
- A loan of money or guarantee of a bond.
- An automobile or the use of an automobile.
- Transportation.
- The signing or co-signing of a note with an outside agency to arrange a loan.

Student-athletes must ask themselves two questions when trying to determine if they are being offered an extra benefit:

- “Is this benefit available to any student at the University of Toledo?”
- “Am I receiving this benefit because I am a student-athlete?”

If a student-athlete can honestly answer “Yes” to the first question, and “No” to the second question, then the benefit in most cases would not be an extra benefit.


Consequences of NCAA Violations

Booster participation in non-permissible activities may result in any of the following:

- A prospect may be declared ineligible to represent The University of Toledo.
- A student-athlete may be declared ineligible to compete for The University of Toledo.
- An entire athletic team may be declared ineligible to compete in MAC or NCAA competition.
- The institution may be placed on MAC/NCAA probation.
- MAC/NCAA championships may be vacated.
- Disassociation of booster from the institution and loss of season ticket privileges.

Please make a concerted effort to understand the rules and ask questions to avoid any of these consequences. Should you have any questions regarding NCAA legislation, please contact:

Brian Lutz
Associate Athletic Director
for Compliance
(419) 530-8496



Brian Lutz

Sports Medicine

The main objective of the sports medicine staff is the prevention of injury. Steps are taken in UT's program to become knowledgeable of the weak points of every athlete, such as recurring ankle sprains or persistent shin splints. When injuries do occur, the UT staff and its resources are ready to get an athlete back into action as soon as possible.

The Rocket athletic training staff is made up of specialists in prevention techniques, whether it be the normal routine of taping ankles and administering knee braces, to more specialized methods such as rehabilitating shoulder injuries and alleviating chronic back problems. The staff is trained to provide quick, accurate evaluations and expertise for treatment with the aid of excellent facilities and resources. While the sports medicine staff tries to return student-athletes to the playing field quickly, they do so only after they are convinced there is no further risk of injury.

Injured student-athletes return to participation only when they are able to function on the field of play. The ability to function on the court or on the field or in the pool is the basis of all the rehabilitation done in the Larimer and Savage Hall athletic training rooms. Jennifer Miller serves as the staff physical therapist for Rocket Athletics, and her expertise adds to the overall goal of returning our athletes to competition as safely and quickly as possible. The ability to function on the court or on the field or in the pool is the basis of all the rehabilitation done in the Larimer and Savage Hall athletic training rooms. There are various pieces of equipment and tools found there to accomplish this. The equipment attempts to simulate the same type of stress that is encountered while participating in a sport. Athletic trainers work to create an environment which is safe and yet conducive to the return of student-athletes to competition.

Among the latest pieces of equipment in the Larimer Athletic Complex is apparatus to work on core stabilization. This is the latest trend in injury prevention and performance enhancement. Both Larimer and Savage training rooms also contain ultrasound units, muscle stimulators, nerve stimulators, whirlpools, pneumatic pumps, contrast baths and other treatment modalities. Taping areas and physician examination rooms are also found in both Larimer and



Savage.

The athletic training staff consists of five full-time certified athletic trainers and five certified graduate assistant athletic trainers: assistant athletic director for sports medicine Brian Jones; Associate Athletic Trainer/Head Football Athletic Trainer Brian Gallagher; Associate Athletic Trainer Sara McGriff; along with

assistant athletic trainers Sarah Vitale and Kristy Smith. Graduate assistant athletic trainers, Adam Ford (Football), Matt Brown (Track and Cross Country), Mary Cuson (Swimming & Tennis), and Jillian Brigle (Baseball) complete the staff. Approximately 35-40 student athletic trainers working toward their undergraduate degree in athletic training also assist the staff.

Dr. Roger Kruse serves as the University of Toledo team physician. Kruse is also a drug-crew chief on the U.S. Olympic Committee and served on the medical team at the 1994 Winter Olympics in Lillehammer, Norway, and the 1996 Summer Olympics in Atlanta.

The University of Toledo is also very fortunate to have Dr. Steven Saddemi, Dr. Anthony Frogameni, Dr. Paul Fenton and Dr. Jason Levine as their orthopedic consultants. Several other physicians and allied health care professionals participate in providing health care to the University of Toledo's student-athletes.

As a result of the merger of the University of Toledo and the Medical College of Ohio in 2006, the University Medical Center has become very involved in providing health care services to all University of Toledo student-athletes. Experts from all areas of medicine are readily available to provide University quality health care to all of our student-athletes.



Strength and Conditioning

Toledo Rocket Football Strength and Conditioning

At the University of Toledo, strength is the most important variable for our football players. Under the supervision of Director of Football Strength and Conditioning Rick Court, the Rocket Strength program covers all components of physical and mental training. If two football players are equal, the stronger one will always have the competitive advantage. Strength is the key component for power, explosiveness, speed, agility, quickness, conditioning, balance and flexibility. A stronger and better conditioned athlete will always have an edge in confidence. Most importantly, strength training will help minimize injury, decrease rehabilitation time and give meaning to the entire program... that is the ROCKET CULTURE!

Toledo Rocket Football Strength and Conditioning Philosophy

Toledo Strength is a periodized, year-round football specific, speed, strength and conditioning program. Strength training is based on the progressive overload principle, utilizing many different modalities including multi-joint ground based exercise that will enable each student-athlete to gain the total body strength needed.

Methods will minimize risk of injury while increasing work capacity and football specific potential. The strength staff is dedicated to giving each student-athlete the best "hands-on" training possible, building team cohesiveness and mental toughness through a disciplined, intense and energetic approach. All student-athletes are educated on nutritional behavior to enhance performance to their maximum capabilities.



(Above) Rick Court, Toledo's director of football strength and conditioning, reviews the workout schedule with Rocket players. (Below) The football weight room was outfitted with new equipment this past off-season.



Media Information

The Athletic Media Relations Office

The Athletic Media Relations Office is located on the fourth floor of the Sullivan Athletic Complex in Savage Arena.

Football Press Box

The press box for football is located in the Gerber Media Center in the Glass Bowl Press Tower. Enter at the west side of the stadium (behind the press box) and take the north elevator (marked "MEDIA" in yellow lettering) to the third level.

Media Services

Credentials for Rocket home games are issued to professional working media only and should be requested at least one week in advance of the game. Credentials should be arranged by contacting the athletic media relations office. Spouses, dates, non-workers and children under the age of 18 are not permitted in the working media area. Seating for scouts is based on availability. Telephones will be available before, during and after the game for media use. A pregame meal is served approximately one hour prior to kickoff.

Parking

Media parking is provided in Lot 18 (see map page 206). Please request parking passes at least two weeks in advance.

Visiting Radio

One analog telephone line and one ISDN line are provided for the official radio station of the visiting team by WSPD. Visiting stations who wish to have additional lines installed—at their expense—may do so by contacting the University of Toledo's Athletic Media Relations Office.

Sideline Passes

Still photographers and videographers are permitted to shoot from field level, provided they stay behind the yellow-dotted restraining line. A field pass and a "Photo" sticker, available from the Athletic Media Relations Office, are required at all times. Regular media credentials will only provide access to the field inside five minutes to play in regulation.

Television

Television cameras that are not part of a broadcast crew may shoot from one of two camera wells located on the roof, or on the field in designated shooting areas.

Post-Game Interviews

Coach Beckman and requested players will be available to the media after home games in the Larimer Athletic Complex (second floor) at the north end of the stadium. Visiting coach and players will be available outside their locker room. UT's locker room is closed.

UT Athletic Department Interview Policy

All media interviews with UT student-athletes not conducted at practice or after a game must be arranged through the UT Athletic Media Relations Office.

Media Access to Football Practice

Media are invited to attend the first 30 minutes of practice by appointment only. Please call assistant associate director for media relations Paul Helgren.

Football Interview Schedule and Policies

Head coach Tim Beckman and players will be available at the Larimer Athletic Complex on Monday afternoons from 2:00-2:30 p.m. throughout the season. Coordinators will be available by request at 2:30. Players will be chosen by Coach Beckman. Requests for other players will be considered on a case-by-case basis. Requests must be received by Paul Helgren by noon on Sunday.

Players may also be requested for phone interviews on Monday afternoon, or after Tuesday and Wednesday practices, by appointment only. These interviews are at the discretion of Coach Beckman.

Coach Tim Beckman is available to the media every Monday morning during the season via the MAC teleconference. This teleconference is for working media only. Call the UT Athletic Media Relations Office for the access code. Coach Beckman is also available for interviews after practice Tuesday-Wednesday by appointment only.

No media interviews will be allowed for times other than those listed above except by special arrangement. Arrangements for other interviews should be made through the Athletic Media Relations Office at least one day in advance. Interviews at times other than the times listed above will be at the discretion of the Coach Beckman.

UT Athletic Media Relations Office

Office Telephone Numbers/

Website:

Main Office: (419) 530-4920

Fax: (419) 530-4428

Press Row: (419) 530-3732

Website: www.utrockets.com

Mailing Address:

Athletic Media Relations Office
The University of Toledo
Sullivan Athletic Complex
2801 W. Bancroft St.,
Toledo, OH 43606-3390

Athletic Media Relations Staff:

Paul Helgren (Michigan '85)

Associate AD for Media Relations
12th year at UT

paul.helgren@utoledo.edu

Office: (419) 530-4918

Home: (419) 536-7620

Cell: (419) 262-3861



Helgren

Steve Easton (Bowling Green '91)

Associate Media Relations Director
11th year at UT

steven.easton@utoledo.edu

Office: (419) 530-4921

Home: (419) 476-0238

Cell: (419) 262-3953



Easton

Brian DeBenedictis (Toledo '98)

Assistant Media Relations Director
10th year at UT

brian.debenedictis@utoledo.edu

Office: (419) 530-4919

Home: (567) 455-6714

Cell: (567) 249-6333



DeBenedictis

Scott Miles (Capital '08)

Media Relations Intern
1st year at UT

Office: (419) 530-4925

Rockets on the Air

University of Toledo Rocket Football Network

Presented by the University of Toledo and the University of Toledo Medical Center

The 2009 football season marks the debut for a new radio rights holder for Rocket sports, Rocket Sports Properties (a property of Learfield Sports), as well as the debut of a radio network devoted solely to University of Toledo sports.

Rocket Sports Properties (RSP) has secured the University of Toledo and the University of Toledo Medical Center as the naming sponsor in a new three-year partnership beginning the fall of 2009. The partnership provides UT and UTMC with naming rights to the radio network for football, men's basketball, women's basketball and coaches shows.

One of RSP's objectives is the creation of a regional network that will carry University of Toledo football and basketball games throughout Ohio and Michigan. The first addition to the University of Toledo Football Network is WDTW 1310 AM in Detroit, which will carry Rocket football this fall. Other stations in Ohio and Michigan are expected to be added to the network.

WSPD (AM 1370) in Toledo will serve as the flag-



ship station for the network. The 2009 season will mark the 43rd year that Rocket football games will be broadcast on WSPD. WSPD, which has a continuous 5,000-watt signal, has broadcast UT football and basketball games for all but one year since 1965. For every Rocket football game, WSPD will carry a two-hour pre-game show and a 30-minute post-game show.

Mark Beier, the "Voice of the Rockets," enters his 15th season as play-by-play announcer, while Rocket Hall of Famer Tom Duncan debuts as the color commentator.



Mark Beier



Tom Duncan

2009 Broadcast Schedule

All times listed are Toledo (ET) broadcast times

Day	Date	Opponent	Pregame	Kickoff
Sat.	Sept. 5	at Purdue	10:00 a.m.	Noon
Fri.	Sept. 11	COLORADO	7:00 p.m.	9:00 p.m.
Sat.	Sept. 19	OHIO STATE	10:00 a.m.	Noon
Sat.	Sept. 26	at Florida International	5:00 p.m.	7:00 p.m.
Sat.	Oct. 3	at Ball State*	10:00 a.m.	Noon
Sat.	Oct. 10	WESTERN MICHIGAN*	5:00 p.m.	7:00 p.m.
Sat.	Oct. 17	NORTHERN ILLINOIS*	5:00 p.m.	7:00 p.m.
Sat.	Oct. 24	TEMPLE*	5:00 p.m.	7:00 p.m.
Sat.	Oct. 31	at Miami*	1:30 p.m.	3:30 p.m.
Wed.	Nov. 11	at Central Michigan*	6:00 p.m.	8:00 p.m.
Fri.	Nov. 20	EASTERN MICHIGAN*	5:00 p.m.	7:00 p.m.
Fri.	Nov. 27	at Bowling Green*	TBA	TBA

"The Tim Beckman Show"

The Tim Beckman Show airs on the University of Toledo Rocket Football Network every Monday at 6:00 p.m. during the season. The live call-in program is hosted by Mark Beier and Tom Duncan.

RocketVision

Selected Rocket home and away football games are available to watch live on the Internet on UT's official Athletics website, www.utrockets.com. Interviews, highlights and other content is also available. "RocketVision" is available by subscription on a monthly or yearly basis.

"The Rocket Insider"

Now in its seventh year, *The Rocket Insider* will continue its weekly 90-second "featurettes" that contain highlights, previews, interviews, profiles and more. *The Rocket Insider* can be seen on WTVG (ABC-13) during news broadcasts and sports programming throughout the week.

Buckeye Cable Sports Network (BCSN)

The Buckeye Cable Sports Network (BCSN) in Toledo will show same-day replays of selected Rocket home games.



Media Covering the Rockets

The Max E. Gerber Media Center



The Max E. Gerber Media Center ranks as one of the finest college football media facilities in the country. The Gerber Media Center, named for longtime UT sports information director Max Gerber, features modern accommodations for more than 80 writers and broadcasters. A three-tiered central area features seating for 55 reporters and staff, along with a sizeable standing area. The center also has three radio booths, a large television production area and a control center for the PA and videoboard. Additional space for TV cameras can be found on the press tower roof. Monitors, which show the closed-circuit broadcasts of the game as well as replays, can be found throughout the center.

Primary Toledo Media Outlets

PRINT

THE TOLEDO BLADE

Frank Corsoe
Exec. Sports Editor
541 Superior
Toledo, OH 43604
419-724-6115
fcorsoe@theblade.com
sports@theblade.com
(Blade beatwriter TBA)

Dave Hackenberg
Columnist
2301 Ashton Ct.
Maumee, OH 43537
419-867-9740
dhackenberg@adelphia.net

THE INDEPENDENT COLLEGIAN

Zach Davis - Sports Editor
University of Toledo
3231 Dorr Street
Toledo, OH 43606-3390
419-720-6397
zdavis_48@hotmail.com

ASSOCIATED PRESS

John Seewer
541 Superior
Toledo, OH 43604
419-255-7113
JSeewer@ap.org

TOLEDO FREE PRESS

300 Madison Ave.
Suite 1300
Toledo, OH 43604
419-241-1700

RADIO

WSPD RADIO
Mark Beier (*play-by-play*)
125 S. Superior
Toledo, OH 43602
419-244-8321
markbeier@clearchannel.com

WCWA FOX SPORTS RADIO
Sports Desk
125 S. Superior
Toledo, OH 43602
419-240-1230
jasonclark829@hotmail.com

WXUT RADIO
Sports Director
University of Toledo
Toledo, OH 43606-3390
419-530-4172

WLQR RADIO
Norm Wamer
3225 Arlington Ave.
Toledo, OH 43614
419-725-5781
norm.wamer@cumulus.com

TELEVISION

WNWO-TV (NBC)
Eric Haubert, Ryan Fowler
300 S. Byrne Rd.
Toledo, OH 43615
419-535-0664
419-535-8936 (fax)
ehaubert@nbc24.com
rfowler@nbc24.com

WTOL-TV (CBS)
Dan Cummins, Natalie Grise,
Jordan Strack
730 N. Summit
Toledo, OH 43604
1-800-248-WTOL
419-248-1197
419-244-7104 (fax)
dcummins@wtol.com
ngrise@wtol.com
jstrack@wtol.com

WTVG-TV (ABC)
Rob Powers, Joe Nugent,
Dave Holmes
4247 Dorr St.
Toledo, OH 43607
419-534-3865 or 3868
419-534-3898 (fax)
rob.powers@abc.com
joe.nugent@abc.com
david.holmes@abc.com

WUPW-TV (FOX)
Howard Chen
4 Seagate
Toledo, OH 43604
1-866-Fox-News
419-244-3600/2587
419-725-1636 (fax)
hchen@foxtoltonews.com

BUCKEYE CABLE SPORTS NETWORK (BCSN)
Veronica Pinciotti
5552 Southwyck Blvd.
Toledo, OH 43614
(419) 654-0415
vpinciotti@cablesystem.com

INTERNET

THE ROCKET REPORT
www.toledorockets.com
Mark Myers
mmyers1022@aol.com

ROCKET DIGEST.COM
www.toledo.scout.com
Brian Nowicki, Bret Osburn
bnowicki@bex.net
bretosburn@gmail.com

Travel Information

Rockets' Travel Plans

PURDUE

Best Western LaFayette
4343 State Rd 26 East
LaFayette, IN 47905
Phone 765-447-0575/ Fax 765-447-0901

OHIO STATE @ CLEVELAND

Renaissance Cleveland Hotel
24 Public Square
Cleveland, OH 44113
Phone 216-696-5600 / Fax 216-696-0432

FLORIDA INTERNATIONAL

Marriott Miami Airport
1201 NW LeJeune Rd
Miami, FL 33126
Phone 305-649-5000 / Fax 305-642-3369

BALL STATE

Hilton Indianapolis North
8181 North Shadeland Avenue
Indianapolis, IN 46250
Phone 317-849-6668 / Fax 317-594-6134

MIAMI

Cincinnati Marriott North
6189 Muhlhauser Rd
West Chester, OH 45069
Phone 513-874-7335 / Fax 513-874-7336

CENTRAL MICHIGAN

Hotel Doherty
604 North McEwan
Clare, MI 48617
Phone 989-386-3441 / Fax 989-386-1586

BOWLING GREEN

Crowne Plaza Toledo
444 N Summit Street
Toledo, OH 43604
Phone 419-241-1411 / Fax 419-241-8161

Toledo's Proximity to Other Cities (in miles)

Akron, OH.....	137	Kalamazoo, MI	150
Ann Arbor, MI.....	49	Kent, OH.....	145
Athens, OH	225	Miami, FL	1116
Bowling Green, OH	25	Mt. Pleasant, MI.....	185
Buffalo, NY.....	308	Muncie, IN	180
Chicago	237	New York City	590
Cincinnati.....	209	Oxford, OH	200
Cleveland	116	Philadelphia.....	545
Columbus, OH	136	South Bend, IN.....	151
DeKalb, IL	305	Toronto, Canada.....	289
Detroit	59	West Lafayette, IN	222
Indianapolis.....	231	Ypsilanti, MI	48



Directions to the Glass Bowl

BY CAR

A) From the north (Detroit/Ann Arbor) - (From Detroit)

I-75 south to I-475 west; exit at Douglas Road; turn left on Douglas and proceed to Oakwood Ave; right on Oakwood Ave. into campus. (From Ann Arbor) US-23 south to I-475 east; exit at Secor Rd. and turn right on Secor; turn left at Central Avenue; turn right on Douglas Road; right on Oakwood Ave. into campus.

B) From the east (Cleveland) - Ohio Turnpike to Exit 59;

I-75 north to I-475 west; exit at Douglas Road; turn left on Douglas and proceed to Oakwood Ave; right on Oakwood Ave. into campus.

C) From the south (Dayton/Columbus) - I-75 north to I-475

west; exit at Douglas Road; turn left on Douglas and proceed to Oakwood Ave; right on Oakwood Ave. into campus.

D) From the west (Chicago) - Ohio Turnpike to Exit 64;

Reynolds Road north to Dorr Street; right on Dorr; left at Douglas; right on Oakwood Ave. into campus.

FROM TOLEDO EXPRESS AIRPORT

Arriving at Toledo Express Airport, go east on Airport Highway to Reynolds Road; left on Reynolds to Dorr Street; right on Dorr; campus is just past Secor, on your left.

Directions to Press Tower/Gerber Media Center

The Press Tower is located on the west side of the Glass Bowl. The media elevator is located on the northwest corner of the stadium, near the ticket/media will call booth. The Gerber Media Center is located on the third floor of the Press Tower.

Directions to UT/ Campus Map

How to get to UT

From the Ohio Turnpike (Exit 64):

- Follow I-75 north to I-475.
- Travel west on I-475 to the fourth exit, Secor Road (Exit 17).
- Turn left onto Secor Road.
- Proceed on Secor Road past Bancroft Street.
- Turn left onto Towerview Boulevard West.
- Turn right at first stop sign.
- Continue straight ahead to Rocket Hall Visitor Center.

Via I-75 from the North:

- Continue south on I-75 to I-475.
- Travel west on I-475 to the fourth exit, Secor Road (Exit 17).
- Turn left onto Secor Road.
- Proceed on Secor Road past Bancroft Street.
- Turn left onto Towerview Boulevard West.
- Turn right at first stop sign.
- Continue straight ahead to Rocket Hall Visitor Center.

Via I-75 from the South:

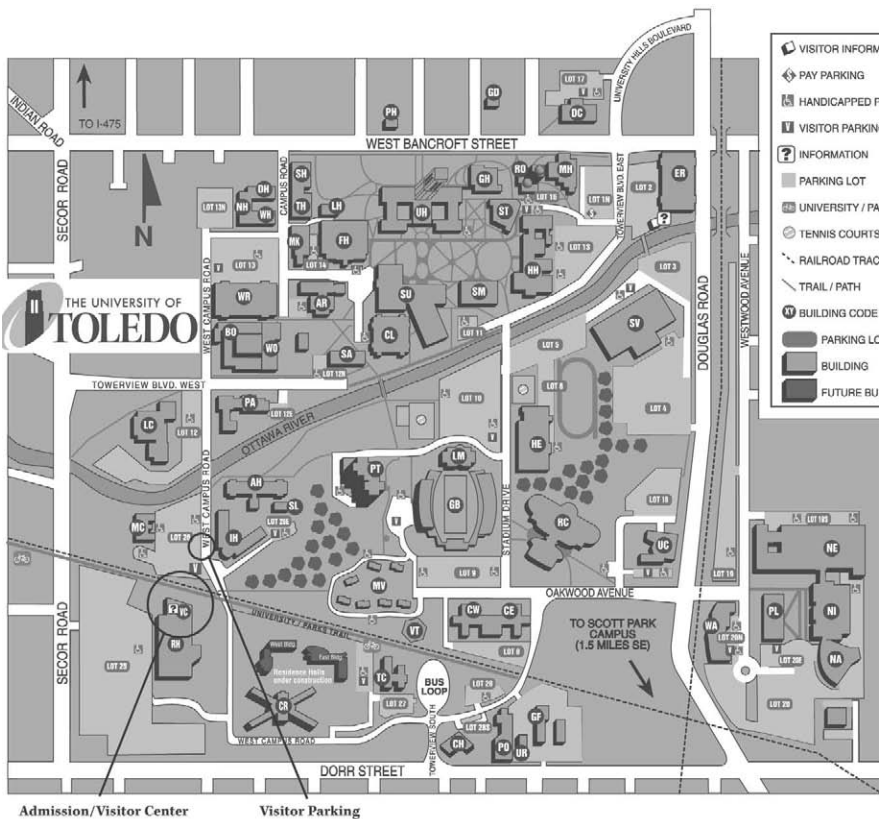
- Continue northbound on I-75 past downtown Toledo to I-475 west (Ann Arbor/Sylvania). Note: Do not take the first I-475/23 exit near Perrysburg.
- Travel west on I-475 to the fourth exit, Secor Road (Exit 17).
- Turn left onto Secor Road.
- Proceed on Secor Road past Bancroft Street.
- Turn left onto Towerview Boulevard West.
- Turn right at first stop sign.
- Continue straight ahead to Rocket Hall Visitor Center.

Via U.S. 23 from the North:

- Continue south on U.S. 23 to I-475 east (bear left).
- Follow I-475 east to the second exit, Secor Road (Exit 17).
- Turn right onto Secor Road.
- Proceed on Secor Road past Bancroft Street.
- Turn left onto Towerview Boulevard West.
- Turn right at first stop sign.
- Continue straight ahead to Rocket Hall Visitor Center.

Parking Arrangements

Please enter campus at Towerview Blvd. West off of Secor Road. Park in Lot 26 and enter Rocket Hall at the entrance marked Visitor Center near the sculpture of the three horses. If you arrive on campus and do not have a parking pass, please stop by the Visitor Center in Rocket Hall and one will be given to you.



VISITOR INFORMATION

- ☞ PAY PARKING
- ♿ HANDICAPPED PARKING
- 🅅 VISITOR PARKING
- ℹ INFORMATION
- 🅇 PARKING LOT
- 🚶 UNIVERSITY / PARKS TRAILS
- 🎾 TENNIS COURTS
- 🚂 RAILROAD TRACKS
- 🛤 TRAIL / PATH
- 🅆 BUILDING CODE
- 🅇 PARKING LOT #
- 🏠 BUILDING
- 🏗 FUTURE BUILDING

Building Directory

- AH Academic House
- AR Army ROTC Center
- BO Bowman-Oddy Laboratories
- CE Carter Hall East
- CH Child Care Center
- CL Carlson Library
- CR Crossings, The
- CW Carter Hall West
- DC Driscoll Alumni Center
- DH Dowd Hall
- ER East Parking Ramp
- FH Memorial Field House
- GB Glass Bowl Stadium
- GD Goddard House
- GF Grounds and Fleet Services Building
- GH Gillham Hall
- HE Health Education Center
- HH Health and Human Services
- IH Frank E. and Nancy Horton International House
- LC Law Center
- LH Libbey Hall
- LM Larimer Athletic Complex
- MC Student Medical Center
- MH McMaster Hall
- MK MackKinnon Hall
- MV James D. McComas Village
- NA Nitschke Auditorium
- NE North Engineering Building
- NH Nash Hall
- NI Nitschke Hall
- PA Center for Performing Arts
- PH Peterson House
- PL Palmer Hall
- PO Plant Operations
- PT Parks Tower
- RC Student Recreation Center
- RH Rocket Hall
- RO Ritter Astrophysical Research Center
- SA Sociology-Anthropology Building
- SH Scott Hall
- SL Sullivan Hall
- SM Snyder Memorial Building
- ST Stranahan Hall
- SU Student Union
- SV John F. Savage Hall
- TC Transportation Center
- TH Tucker Hall
- UC University Computer Center
- UH University Hall
- UR University Recycling Building
- VO Visitors Center
- VT Varsity 'T' Pavilion
- WA Westwood Annex
- WH White Hall
- WO Wolfe Hall
- WR West Parking Ramp



Outlook
 Coaches
 Players
 Opponents
 2008 Review
 History
 Records
 University

City of Toledo

BIG CITY SHOPPING, DINING AND ENTERTAINMENT — **SMALL TOWN** HOSPITALITY AND ONE-OF-A-KIND FINDS.

Toledo is the hub of Northwest Ohio, accessible by land, air and water. A cultural cornucopia featuring the best in the arts, sports and cuisine, Toledo also is home to some of the largest corporations in the United States.



The Toledo skyline at nightfall



Fifth Third Field, home of the Toledo Mud Hens



The Toledo Zoo



Toledo Metroparks



Cedar Point



Westfield Franklin Park

Explore the Glass City to find:

- The world-renowned Toledo Museum of Art, with 35 galleries of works and the Glass Pavilion which opened in 2006.
- The Toledo Zoo, internationally recognized for its exhibits that encompass habitats from around the globe.
- The Toledo Mud Hens, a Triple-A baseball affiliated with the Detroit Tigers that plays downtown at Fifth Third Field.
- More than 400 chain and local restaurants, featuring everything from sushi to pizza to the famous Tony Packo's Cafe hotdogs.
- Eleven metroparks, including Wildwood Preserve near The University of Toledo and Maumee Bay State Park on the shore of Lake Erie.
- Westfield Franklin Park, a 1.22 million square-foot mall with more than 140 retailers, a food court that seats 700 and a 16-screen cinema, located about two miles from UT's main campus.

WWW.UTROCKETS.COM

Official Website of the University of Toledo Rockets

For the most complete information on the University of Toledo football team, log on to the official website, www.utrockets.com.

The UT website, which is part of the JumpTV network of college athletics websites has everything a Rockets' fan could want: rosters, schedules, statistics, photos, interviews and feature stories, as well as "RocketVision," which provides live video and audio streaming content, allowing UT fans to watch or listen to UT athletic events live from anywhere in the world.

RocketVision

Watch UT Football Live on the Internet!



"RocketVision" is your online destination for exclusive LIVE & on-demand streaming video & audio straight to your computer. This broadband video channel is the ultimate place

for Rocket fans on the web! Most home football games and some road games are available for live viewing. "RocketVision" is available by subscription on a monthly or yearly subscription basis. To access RocketVision, log on to www.utrockets.com.

* Blackout Restrictions Apply - Live coverage of home Rocket football and basketball games will be blacked out in the Toledo area unless the contest is sold out within 48 hours of the event.

CoachBeckman.com

Debuts July 2009!



For the latest inside information for the Rockets' head football coach, log on to www.CoachBeckman.com.

About JumpTV

JumpTV is a world leading broadcaster of sports and international television over the Internet. JumpTV streams over 10,000 live sports events per year in partnership with over 175 sports properties and also streams over 250 television channels from 70+ countries around the world. JumpTV delivers its users full-screen sports, news and entertainment content on a real-time basis to all corners of the globe via ordinary Internet connections on their home computers and laptops.

The screenshot shows the Toledo Rockets website with a navigation menu on the left, a main content area with 'TOP STORIES' and 'MORE HEADLINES', and a right sidebar with 'RocketVision' and 'Football Central' sections. Promotional banners for 'Building Champions Capital Campaign' and 'Rocket Insider' are also visible.



Outlook

Coaches

Players

Opponents

2008 Review

History

Records

University

ROCKETS IN THE



Nick Kaczur

New England Patriots – Offensive Line



John Greco

St. Louis Rams – Offensive Line



Jalen Parmele

Baltimore Ravens – Running Back



Chester Taylor

Minnesota Vikings – Running Back



Brett Kern

Denver Broncos – Punter



Nick Moore

Minnesota Vikings – Wide Receiver



Lance Moore

New Orleans Saints – Wide Receiver



Bruce Gradkowski

Oakland Raiders – Quarterback



Andy McCollum

Detroit Lions – Offensive Line

24

ALL-AMERICANS

17

MAC CHAMPIONSHIPS/
DIVISION TITLES

10

BOWL GAMES



2009 TOLEDO FOOTBALL SCHEDULE

DAY	DATE	OPPONENT	TIME
Sat.	Sept. 5	at Purdue (Big Ten Network)	Noon
FRI.	SEPT. 11	COLORADO (ESPN)	9:00 P.M.
SAT.	SEPT. 19	OHIO STATE† (ESPN-PLUS/GAME PLAN)	NOON
Sat.	Sept. 26	at Florida International	7:00 p.m.
Sat.	Oct. 3	at Ball State* (ESPN-Plus/Game Plan)	Noon
SAT.	OCT. 10	WESTERN MICHIGAN* (HOMECOMING)	7:00 P.M.
SAT.	OCT. 17	NORTHERN ILLINOIS*	7:00 P.M.
SAT.	OCT. 24	TEMPLE*	7:00 P.M.
Sat.	Oct. 31	at Miami* (Ohio News Network)	3:30 p.m.
Wed.	Nov. 11	at Central Michigan* (ESPN2)	8:00 p.m.
FRI.	NOV. 20	EASTERN MICHIGAN*	7:00 P.M.
Fri.	Nov. 27	at Bowling Green* (ESPNU/ESPN360)	TBA
Fri.	Dec. 4	MAC Championship Game** (ESPN2)	8:00 p.m.

• HOME GAMES IN BOLD CAPS • ALL TIMES LISTED ARE SITE TIMES

† at Cleveland Browns Stadium

* Mid-American Conference Game

** West Division champion vs. East Division champion, Ford Field, Detroit, MI