


RAMBLER RECORDS



ALL-TIME COACHING RECORDS

CAREER

Coach	Years	Games	Won	Lost	Pct.
Unknown	1913-15	13	8	5	.615
Percy Moore	1915-16	13	10	3	.769
Unknown	1916-17	4	1	3	.250
Bill Feeney	1920-21	11	7	4	.636
Harry Rhodes	1921-22	6	0	6	.000
Jack Tierney	1922-23	12	5	7	.417
Lenny Sachs	1923-42	352	223	129	.634
John Connelly	1942-43	22	12	10	.545
Tom Haggerty	1945-50	152	111	41	.730
Johnny Jordan	1950-51	29	15	14	.517
George Ireland	1951-75	576	321	255	.557
Jerry Lyne	1975-80	146	72	74	.493
Gene Sullivan	1980-89	263	149	114	.567
Will Rey	1989-94	141	45	96	.319
Ken Burmeister	1994-98	111	40	71	.360
Larry Farmer	1998-04	173	71	102	.410
Jim Whitesell	2004-09	155	79	76	.510



Gene Sullivan

YEAR-BY-YEAR

Year	Won	Lost	Coach	Year	Won	Lost	Coach	Year	Won	Lost	Coach
1913-14	0	2	Unknown	1946-47	20	9	Tom Haggerty	1979-80+	19	10	Jerry Lyne
1914-15	8	3	Unknown	1947-48	26	9	Tom Haggerty	1980-81	13	15	Gene Sullivan
1915-16	10	3	Percy Moore	1948-49+	25	6	Tom Haggerty	1981-82	17	12	Gene Sullivan
1916-17	1	3	Unknown	1949-50	17	13	Tom Haggerty	1982-83	19	10	Gene Sullivan
1917-18	--	--	No Team	1950-51	15	14	Johnny Jordan	1983-84	20	9	Gene Sullivan
1918-19	--	--	No Team	1951-52	17	8	George Ireland	1984-85#	27	6	Gene Sullivan
1919-20	--	--	No Team	1952-53	8	15	George Ireland	1985-86	13	16	Gene Sullivan
1920-21	7	4	Bill Feeney	1953-54	8	15	George Ireland	1986-87	16	13	Gene Sullivan
1921-22	0	6	Harry Rhodes	1954-55	13	11	George Ireland	1987-88	13	16	Gene Sullivan
1922-23	5	7	Jack Tierney	1955-56	10	14	George Ireland	1988-89	11	17	Gene Sullivan
1923-24	8	11	Lenny Sachs	1956-57	14	10	George Ireland	1989-90	7	22	Will Rey
1924-25	4	11	Lenny Sachs	1957-58	16	8	George Ireland	1990-91	10	19	Will Rey
1925-26	13	8	Lenny Sachs	1958-59	11	13	George Ireland	1991-92	13	16	Will Rey
1926-27	13	4	Lenny Sachs	1959-60	10	12	George Ireland	1992-93	7	20	Will Rey
1927-28	16	4	Lenny Sachs	1960-61	15	8	George Ireland	1993-94	8	19	Will Rey
1928-29	16	0	Lenny Sachs	1961-62+	23	4	George Ireland	1994-95	5	22	Ken Burmeister
1929-30	13	5	Lenny Sachs	1962-63#	29	2	George Ireland	1995-96	8	19	Ken Burmeister
1930-31	8	7	Lenny Sachs	1963-64#	22	6	George Ireland	1996-97	12	15	Ken Burmeister
1931-32	15	2	Lenny Sachs	1964-65	11	14	George Ireland	1997-98	15	15	Ken Burmeister
1932-33	14	7	Lenny Sachs	1965-66#	22	3	George Ireland	1998-99	9	18	Larry Farmer
1933-34	7	8	Lenny Sachs	1966-67	14	9	George Ireland	1999-2000	14	14	Larry Farmer
1934-35	5	14	Lenny Sachs	1967-68#	16	9	George Ireland	2000-01	7	21	Larry Farmer
1935-36	8	8	Lenny Sachs	1968-69	9	14	George Ireland	2001-02	17	13	Larry Farmer
1936-37	16	3	Lenny Sachs	1969-70	13	11	George Ireland	2002-03	15	16	Larry Farmer
1937-38	12	8	Lenny Sachs	1970-71	4	20	George Ireland	2003-04	9	20	Larry Farmer
1938-39+	21	1	Lenny Sachs	1971-72	8	14	George Ireland	2004-05	13	17	Jim Whitesell
1939-40	5	14	Lenny Sachs	1972-73	8	15	George Ireland	2005-06	19	11	Jim Whitesell
1940-41	13	8	Lenny Sachs	1973-74	12	14	George Ireland	2006-07	21	11	Jim Whitesell
1941-42	17	6	Lenny Sachs	1974-75	10	15	Ireland/Lyne*	2007-08	12	19	Jim Whitesell
1942-43	12	10	John Connelly	1975-76	10	16	Jerry Lyne	2008-09	14	18	Jim Whitesell
1943-44	--	--	No Team	1976-77	13	13	Jerry Lyne				
1944-45	--	--	No Team	1977-78	16	11	Jerry Lyne				
1945-46	23	4	Tom Haggerty	1978-79	12	15	Jerry Lyne				

+NIT participant #NCAA participant
 *Lyne took over midway through the season after Ireland had compiled an 8-6 record. Lyne was 2-9.

YEAR-BY-YEAR RESULTS

1913-14

Overall: 0-2 (.000)
Coach: Unknown

LU			Opp.
23	L	Loyola Academy	47
17	L	Loras	37

1914-15

Overall: 8-3 (.727)
Coach: Unknown

LU			Opp.
68	W	Chicago Teachers	23
32	W	First Regiment	24
20	L	Lombard College	21
37	W	Wheaton	12
50	W	Elmhurst	28
23	L	Lewis	26
20	W	St. Viator's	19
18	L	Notre Dame	41
69	W	Lewis	21
52	W	Lombard College	23
30	W	Wheaton	23

1915-16

Overall: 10-3-1 (.750)
Coach: Percy Moore

LU			Opp.
38	W	Armour Tech	23
18	T	First Regiment	18
41	W	Campion College	14
33	W	Chicago	16
50	W	St. Bede	11
47	W	Lane College	16
44	W	First National Bank	7
15	L	Notre Dame	24
72	W	St. Joseph's	5
54	W	St. Jarlath A.A.U.	26
26	L	Illinois Athletic Club	52
34	W	Whiting Owls	30
23	W	Hamilne Maroons	19
10	L	Illinois Athletic Club	47

1916-17

Overall: 1-3 (.250)
Coach: Unknown

LU			Opp.
21	L	Whiting Owls	91
43	W	McHale K of C	20
27	L	Wilson Exmoors	55
9	L	St. Viator's	29

1920-21

Overall: 7-4 (.636)
Coach: Bill Feeny

LU			Opp.
10	L	Crane College	25
32	W	Campion	15
14	L	Quigley Seminary	15
44	W	St. Bede	18
30	W	Northwestern Dental	21
14	L	Crane College	17

31	W	American College of PE	14
29	W	Cathedral College	8
31	W	Notre Dame Dental	21
18	L	St. Viator's	28
60	W	Hahneemann Medical	8

1921-22

Overall: 0-6 (.000)
Coach: Harry Rhodes

LU			Opp.
20	L	Lewis	24
15	L	Loras	37
8	L	Saint Louis	32
11	L	Valparaiso	33
15	L	Valparaiso	28
5	L	Loras	33

1922-23

Overall: 5-7 (.416)
Coach: Jack Tierney

LU			Opp.
12	L	Wheaton	14
20	W	Lewis	7
12	L	Valparaiso	23
13	L	St. Joseph's	30
15	L	Detroit	30
22	W	St. Joseph's	12
23	L	Valparaiso	36
18	W	DePaul	15
11	W	Wheaton	4
9	L	DePaul	16
16	L	Detroit	18
26	W	Notre Dame (Frosh)	18

1923-24

Overall: 8-11 (.421)
Coach: Leonard Sachs

LU			Opp.
19	W	Armour Tech	17
16	W	St. Viator's	13
23	L	at Notre Dame	24
18	W	Wheaton	17
16	L	at Notre Dame	21
22	L	Milwaukee State	29
22	L	Loras	29
30	W	Dubuque	18
24	W	Rose Polytechnic	14
24	L	Milwaukee State	25
28	W	St. Joseph's	9
23	W	Detroit	17
16	L	St. Viator's	19
21	W	Wheaton	19
19	L	Indiana State	38
12	L	Rose Polytechnic	20
16	L	Columbia	26
23	L	Detroit	26
15	L	St. Joseph's	36



Leonard Sachs
(1923-42)

Overall Record: 223-129 (.634)

Leonard Sachs was inducted into the Basketball Hall of Fame in December 1961 before thousands of fans in the Chicago Stadium, all of whom paid tribute to one of the game's pioneers.

Sachs came to Loyola in the fall of 1922 in the dual role of university head basketball coach and coach of several Loyola Academy sports teams. During his 19 seasons as Loyola University Chicago head basketball coach, Sachs not only helped the Ramblers become one of the finest teams in the Midwest, but also helped develop the game of basketball through its infancy. In 1935, Sachs was named athletics director at Loyola.

While at Loyola, Sachs recorded two of Loyola's longest unbeaten streaks. From 1928 through 1930 Sachs' squads won 32 straight games, before the streak was broken by Purdue in an overtime thriller, 25-20. In 1938-39, Sachs' club won 19 straight. Among the famous players Sachs developed were Charlie "Feed" Murphy, Wilbur "Wibs" Kautz, Mike Novak and George Wenskus.

1924-25

Overall: 4-11 (.266)
Coach: Leonard Sachs

LU			Opp.
11	L	Lawrence	22
12	L	Western Michigan	20
23	W	Lewis	11
11	L	Saint Louis	23
27	W	Arkansas State	11
21	L	at Notre Dame	40
17	L	Marquette	19
33	W	Lake Forest	11
15	L	St. Viator's	25
18	L	Western Michigan	19
28	W	Detroit	18
12	L	St. Viator's	27
6	L	Marquette	26
11	L	Notre Dame	19

1925-26

Overall: 13-8 (.619)
Coach: Leonard Sachs

LU			Opp.
28	W	Kent State	6
27	L	Mercer	34
11	L	Lombard	40
21	W	Lewis	18
21	W	St. Mary's (Minn.)	9
32	W	Valparaiso	21
14	W	St. Thomas (Minn.)	10
22	W	Creighton	21
26	W	Northern Illinois	25
19	L	Carroll	32
17	L	Saint Louis	32
25	W	Valparaiso	16
26	W	Marquette	16
24	W	St. Viator's	20
18	L	Marquette	19
18	W	Saint Louis	17
18	L	Detroit	22
21	W	St. Mary's (Minn.)	12
15	L	Lombard	26
31	W	St. John's (Ohio)	16
21	L	John Carroll	27

1926-27

Overall: 13-4 (.764)
Coach: Leonard Sachs

LU			Opp.
17	W	North Dakota State	9
31	W	Vanderbilt	7
37	W	Arkansas State	7
21	L	Xavier	23
13	W	Detroit	8
22	L	St. Mary's (Minn.)	23
14	W	St. Viator's	13
27	W	St. Thomas (Minn.)	6
19	W	Detroit	17
33	W	Saint Louis	6
16	L	St. Thomas (Minn.)	23
40	W	St. Mary's (Minn.)	4
35	W	Milwaukee State	34
24	W	Xavier	17
39	W	St. Mary's	14
23	L	St. Viator's	27
19	W	Saint Louis	10

1927-28

Overall: 16-4 (.800)
Coach: Leonard Sachs

LU			Opp.
48	W	Milwaukee State	21
20	W	Marquette	9
31	W	Oregon State	19
44	W	Arkansas State	13
27	W	Marquette	12
16	W	Lombard	13
26	W	Saint Louis	21
9	L	Bradley	32
38	W	Centre	15
23	W	Michigan State	21

YEAR-BY-YEAR RESULTS

51	W	Villanova	32
37	W	Augustana	29
37	W	Alumni	28
52	W	CCNY	27
34	W	Drake	23
36	W	DePaul	26
58	W	St. Thomas (Minn.)	36
44	W	George Washington	33
52	W	Cumberland	39
51	W	Toledo	38
50	W	Toledo	46
51	W	St. John's	46
32	L	Long Island	44

1939-40

Overall: 5-14 (.263)
Coach: Leonard Sachs

LU			Opp.
42	W	Arkansas State	24
32	W	Alumni (OT)	28
43	W	Kalamazoo	33
36	L	Carnegie Tech	45
24	L	Oklahoma A&M	29
34	L	Southern Methodist	38
41	L	Rice Institute	55
22	L	Michigan State	30
36	L	Kansas	40
39	L	Omaha	41
27	L	Duquesne	28
35	L	Indiana State	49
28	L	Chicago	33
30	L	Manhattan	31
39	L	Butler	43
15	L	DePaul	21
27	L	St. John's	43
55	W	Illinois College	37
51	W	Beloit	28

1940-41

Overall: 13-8 (.619)
Coach: Leonard Sachs

LU			Opp.
41	W	Alumni	18
46	W	Kalamazoo	39
72	W	Arkansas State	42
35	L	Purdue	50
35	L	Georgetown	38
34	W	Yale	31
40	L	Kansas	41
40	W	Ripon	34
28	L	Duquesne	33
49	W	Chicago	29
62	W	Illinois Wesleyan	48
40	L	Temple	43
34	L	DePaul	37
44	W	CCNY (OT)	43
57	W	Western Michigan	40
27	L	Duquesne	32
44	L	Scranton	46
38	W	Villanova	32
36	W	Detroit	30
42	W	Omaha	32
54	W	Grinnell	34

1941-42

Overall: 17-6 (.739)
Coach: Leonard Sachs

LU			Opp.
52	W	Franklin	31
64	W	Arkansas State	19
48	W	Chicago	31
37	W	Denver	26
45	W	Washington (Mo.)	27
36	L	Washington (Mo.)	40
40	W	Denver	20
53	W	UCLA	45
57	W	Santa Clara (OT)	52
35	W	California	31
42	W	Omaha	26
43	L	Colorado	57
52	W	Alumni	35
58	W	Rider	27
37	L	Toledo	41
51	W	Bradley	44
52	W	DePaul	51
62	W	Western Michigan	58
30	L	Creighton	40
38	L	Bradley	40
48	W	Omaha	29
50	L	Toledo	59
32	W	Detroit	29

1942-43

Overall: 12-10 (.545)
Coach: John Connelly

LU			Opp.
30	L	St. Joseph	33
50	W	Brigham Young	42
52	W	Chicago	30
43	L	Indiana	51
51	W	Illinois Wesleyan	48
38	L	DePaul	46
35	L	Camp Grant	37
39	W	Western Michigan	38
52	W	Glenview Airbase	33
45	W	Toledo	44
45	W	Saint Louis	35
38	W	Navy Pier	33
33	L	Camp Grant	46
46	W	Navy Pier	38
57	L	Western Michigan	58
39	L	Saint Louis	44
52	W	Chicago Teachers	29
48	W	Detroit	31
54	W	Illinois Wesleyan	40
30	L	Toledo	57
45	L	Westminster	48
41	L	Bradley	52

1943-44: No Team

1944-45: No Team



Thomas Haggerty
(1945-50)

Overall Record: 111-41 (.730)

Thomas J. Haggerty re-started the Loyola basketball program in 1945 after a two-year interruption due to World War II. Before coming to Loyola, Haggerty enjoyed a successful three-year coaching career at DePaul University and served as an officer in the United States Army for five years. While at DePaul, Haggerty led the Blue Demons to a 49-23 record.

One of the founders of the college doubleheader, Haggerty signed a three-year contract six weeks before the 1945-46 season, organized a makeshift schedule and sent the Ramblers back into the collegiate big leagues with a 23-4 record. During Haggerty's five-year tenure, Loyola jumped from just another college program to one of the nation's outstanding independent teams, winning 111 out of 152 games for a .730 winning percentage.

During his second season, Loyola won 20 of 29 games and the Chicago Stadium Tournament behind the leadership of Haggerty and the play of All-America center Jack Kerris. After Loyola defeated DePaul, Oklahoma A&M and Bowling Green at the tournament, Haggerty was named Coach of the Year. Haggerty's 1948-49 squad continued the program's success, finishing the season 25-6 and reaching the finals of the NIT by upsetting Kentucky in the quarterfinals, scoring one of the biggest upsets of the year.

1945-46

Overall: 23-4 (.852)
Coach: Thomas J. Haggerty

LU			Opp.
69	W	American College of PE	24
51	W	Vaughan Hospital	39
39	W	North Central	37
53	W	Chicago Teachers	30
37	W	Texas Christian	36
53	W	Central Normal	39
28	L	Indiana State	49
44	W	Brigham Young	43
51	W	North Central	38
44	L	Puerto Rico	47
69	W	U.S. Naval Armory	41
59	W	Elmhurst	29
75	W	Illinois Tech (20T)	73
41	W	Illinois Tech	35
50	W	Navy Pier	38
69	W	Navy Pier	33
38	W	Elmhurst	29
61	W	St. Ambrose	45
78	W	Alumni	45
57	W	Wheaton	42
59	W	Chicago Teachers	33
53	L	Fort Sheridan	71
50	W	Camp Grant	42
60	W	U.S. Naval Armory	46
62	W	Iowa Pre-Flight	61

1946-47

Overall: 20-9 (.690)
Coach: Thomas J. Haggerty

LU			Opp.
54	W	Chicago Teachers	35
78	W	Wisconsin State	41
84	W	Illinois Tech	40
59	W	at Southern Methodist	49
47	W	at Texas Christian	41
45	W	at Texas Christian	39
43	L	at St. John's	58
60	W	at Toledo	57
52	L	Tulane	67
60	W	Indiana	53
61	L	Fort Sheridan	64
53	L	Southern Methodist	62
61	W	Texas Christian	55
49	W	Bowling Green	40
55	W	at Marquette	50
57	W	Alumni	32
64	W	at Western Michigan	51
42	W	Havana	39
54	W	at Bowling Green	45
34	W	Oklahoma A&M (cs)	31
59	W	at Valparaiso	46
73	W	Toledo	60
43	L	Hamline	45
72	W	at Miami	57
59	L	at Morehead State	60
38	L	at Hamline	54
62	W	Marquette	52
51	L	DePaul (cs)	55

YEAR-BY-YEAR RESULTS

1947-48

Overall: 26-9 (.743)

Coach: Thomas J. Haggerty

LU		Opp.
64	W Chicago Teachers	43
70	W George Williams	29
90	W St. Norbert's	50
89	W Aurora	35
79	W Ripon	28
55	W Milwaukee Teachers	38
54	W Wheaton	34
61	W at St. John's (N.Y.)	43
45	L at Georgetown	54
59	W at Syracuse	37
40	L at Indiana	59
43	L DePaul (cs)	50
67	W Texas Christian	35
53	W Bowling Green	50
70	W at Valparaiso	59
43	W at John Carroll	35
61	L at Bowling Green	68
53	W Georgetown (cs)	41
67	W at Detroit	37
67	L Western Michigan	69
57	W Detroit	37
51	W Tulsa	32
70	W at Marquette	64
39	L Toledo	43
64	W Indiana State (cs)	55
35	L Oklahoma A&M (cs)	43
43	L at Xavier	45
62	W Valparaiso	47
51	W at Toledo	43
60	W Marquette	58
59	W at Duquesne	40
46	L at Holy Cross	52
42	W at Siena	41
55	W at Western Michigan	53
49	W DePaul (cs)	48

1948-49

Overall: 25-6 (.807)

Coach: Thomas J. Haggerty

LU		Opp.
95	W Elmhurst	45
70	W Wheaton	47
82	W Illinois Tech	26
40	W at Wisconsin	37
60	W Chicago Teachers	32
65	W at Bowling Green (OT)	62
44	L at Toledo	45
56	W DePaul (cs)	44
60	W Bowling Green	38
42	W at Purdue	33
58	W at St. John's	55
58	L at Holy Cross	59
56	W Toledo	44
56	W Marquette	41
48	W at St. Bonaventure	34
51	L at Duquesne (OT)	52
74	W at Marquette	59
75	W Villanova	43
63	W at Valparaiso	41

45	L DePaul (cs)	55
81	W Valparaiso	47
59	W at Detroit	25
66	W at Western Michigan	44
57	W at John Carroll	50
72	L at Bowling Green	85
72	W Detroit	42
63	W Western Michigan	31
62	W CCNY (NIT)	47
67	W Kentucky (NIT)	56
55	W Bradley (NIT)	50
47	L San Francisco (NIT)	48

1949-50

Overall: 17-13 (.567)

Coach: Thomas J. Haggerty

LU		Opp.
67	W Ripon	42
79	W Wheaton	48
51	L at Minnesota	55
40	L at Oklahoma A&M	48
55	L Wisconsin	68
76	W Marquette	48
53	L DePaul (cs)	59
69	W Dayton	46
70	W Oregon	53
59	L Bowling Green	63
58	W Utah	52
45	L Brigham Young	51
46	L at CCNY	61
71	W at Syracuse	59
59	W at Marquette	56
54	L Duquesne	62
42	L Toledo (cs)	50
41	W Oklahoma A&M	31
48	L at Holy Cross	53
51	L at St. Bonaventure	55
41	L at Notre Dame	56
52	W at John Carroll	46
67	W at Bowling Green	65
60	L at Notre Dame	67
85	W Western Michigan	71
62	W at Valparaiso	32
61	W DePaul (cs)	47
61	W at Western Michigan	57
60	W at Dayton	56
70	W Valparaiso	63



Johnny Jordan

(1950-51)

Overall Record: 15-14 (.517)

Johnny Jordan took over the Loyola basketball program in 1950 after Tom Haggerty resigned to take over the head coaching job at Loyola University of New Orleans. Jordan coached the Ramblers to a 15-14 record during the 1950-51 season, his only year as Loyola's head coach. Jordan asked to be released from his three-year contract with Loyola after his inaugural season so he could replace Ed "Moose" Krause at his alma mater, Notre Dame. Jordan had captained the Irish in 1934-35, and played on the team that won 22 straight games.

1950-51

Overall: 15-14 (.517)

Coach: Johnny J. Jordan

LU		Opp.
73	W Ripon	54
74	W Chicago Teachers	55
60	L at Wheaton (OT)	62
54	W at Wisconsin	51
51	L at Minnesota	66
61	W Valparaiso	53
86	W Ohio Wesleyan	60
56	L at Iowa	61
69	W Bowling Green	63
65	L at Xavier	67
46	L at Dayton	74
67	L at Notre Dame	78
58	L at Baldwin-Wallace	69
63	L at Bowling Green	78
51	L DePaul (cs)	52
50	W Western Michigan	48
76	W Detroit (cs)	61
56	L at Holy Cross	82
58	W at St. Bonaventure	50
57	W at Duquesne	56
61	L CCNY (cs)	69
53	L at Western Michigan	60
67	W Marquette	61
55	W at Marquette	54
64	L Beloit (cs)	68
64	W Duquesne	62
69	W at Valparaiso	67
58	W DePaul	55
61	L Kentucky	97



George Ireland

(1951-75)

Overall Record: 321-255 (.557)

In 1963, Ireland's team captured the hearts of basketball fans around the country by staging one of the most dramatic comebacks in college basketball history. Down by 15 points with less than 15 minutes to go in the game, Ireland's Ramblers rallied to defeat two-time defending champion Cincinnati 60-58 in overtime, winning the only NCAA Division I Basketball Championship by an Illinois school.

In his 24 seasons at Loyola, Ireland's teams achieved their greatest success as a result of constant running on both ends of the court. Ireland was a strong advocate of the full-court press and the fast break. His high-speed style of play gave rise to the term "organized confusion."

Ireland's tactics were not only entertaining, but successful. He remains the winningest coach in Loyola basketball history with a career record of 321-255. During that magical 1963 season, Loyola led the nation in scoring for the second season in a row, averaging 91.8 points a game.

1951-52

Overall: 17-8 (.680)

Coach: George Ireland

LU		Opp.
97	W Ripon	59
87	W Wheaton	80
92	W Wayne State	73
66	L at Illinois	74
57	L at Notre Dame	77
66	L Western Michigan	73
98	W Kansas Wesleyan	59
83	W Bowling Green	77
66	W at Marquette	65
68	W at St. John's (N.Y.)	64
59	L at Bowling Green	63
71	L Dayton	91

YEAR-BY-YEAR RESULTS

103	W	Xavier
73	L	Louisville
48	L	at St. Bonaventure
91	W	at Westminster
50	W	Beloit
61	W	at Western Michigan
68	W	DePaul
63	W	at Valparaiso
74	W	Marquette
76	W	Seton Hall
85	W	Illinois Tech
69	L	Bowling Green
75	W	Valparaiso

1952-53

Overall: 8-15 (.347)
Coach: George Ireland

LU		
86	W	Ripon
77	W	Creighton
67	W	Elmhurst
57	L	at Illinois
45	L	at Notre Dame
68	W	Western Michigan
75	W	St. Thomas
71	W	Loyola Marymount
58	L	at Marquette
68	W	Drake
56	L	at St. John's (N.Y.)
61	L	at Louisville
70	L	Bradley
63	L	Dayton
75	W	Dayton (OT)
72	L	Louisville
66	L	Bowling Green
43	L	DePaul
56	L	at Bradley
54	L	at Western Michigan
49	L	Seton Hall
75	L	Marquette
77	L	at Bowling Green

1953-54

Overall: 8-15 (.347)
Coach: George Ireland

LU		
74	W	Ripon
93	W	Elmhurst
90	W	North Dakota
54	L	Wisconsin
70	L	at Purdue
65	L	at Notre Dame
68	L	Western Michigan
58	L	at Michigan
91	W	John Carroll
65	L	Bowling Green
83	L	at Drake
63	L	Marquette
60	W	at Washington (Mo.)
81	W	Great Lakes
67	W	Detroit
78	L	Dayton

83	79	W	at Western Michigan
80	70	L	at St. Francis (Pa.)
79	60	L	at Seton Hall
62	55	L	Washington (Mo.)
26	81	L	Manhattan
58	82	L	at Marquette
63	65	L	Notre Dame

1954-55

Overall: 13-11 (.542)
Coach: George Ireland

LU		
80	W	Elmhurst
79	L	Iowa
90	W	North Dakota State
96	W	Ripon
76	L	at Notre Dame
82	W	at Bowling Green
70	L	Ohio
81	W	South Dakota State
70	W	Drake
78	L	at Detroit
93	W	at John Carroll
77	L	Marquette
67	L	at Marquette
96	W	Loras
69	L	Illinois
70	W	Washington (Mo.)
83	L	Notre Dame
84	L	at Western Michigan
90	W	at Creighton
68	L	at Regis
99	W	Western Michigan
58	W	Indiana State
88	L	at Drake
75	W	Louisville

1955-56

Overall: 10-14 (.416)
Coach: George Ireland

LU		
85	W	Ripon
74	W	South Dakota
84	L	at Notre Dame (OT)
72	L	Ohio State
68	L	Purdue
52	L	at Western Michigan
88	W	North Dakota
77	W	Bowling Green
77	W	South Dakota State
74	L	Drake
59	L	at Marquette
63	L	at Washington (Mo.)
72	L	Eastern Kentucky State
81	L	at Youngstown State
37	L	Dayton
71	W	Notre Dame
67	L	at Seton Hall
75	W	at Iona (OT)
68	W	Western Michigan
74	L	Miami
65	W	Creighton

56	73	L	Marquette
86	82	W	at Drake
72	68	L	John Carroll
59			
83			
88			
71			

1956-57

Overall: 14-10 (.583)
Coach: George Ireland

LU		
77	W	Ripon
94	W	North Dakota State
88	W	Kalamazoo
48	L	San Francisco
76	W	Santa Clara
72	W	Los Angeles State
89	W	North Dakota
61	L	at Minnesota
71	L	at Drake
57	W	Western Michigan
71	W	at Marquette
62	L	at Kentucky
86	W	St. Michael's
76	L	at Notre Dame
69	W	Washington (Mo.)
58	L	Oklahoma A&M
63	L	at Providence
75	L	at Bowling Green
64	L	Notre Dame
65	L	Kentucky
91	W	Omaha
81	W	Marquette (OT)
88	W	at Western Michigan
106	W	John Carroll

1957-58

Overall: 16-8 (.667)
Coach: George Ireland

LU			
90	W	Ripon	
86	W	Omaha	
84	W	South Dakota State	
58	L	at Drake	
63	L	at Notre Dame	
89	W	Ohio Wesleyan	
88	W	Colby	
42	L	at Kentucky	
61	L	at Marquette	
71	W	at Air Force	
68	W	Eastern Kentucky	
86	W	Western Michigan	
63	W	Marquette	
54	L	Xavier	
73	W	at Western Ontario	
66	L	at Iona	
63	L	at Saint Peter's	
79	W	Memphis State (OT)	
68	W	at Western Michigan	
57	W	Kentucky	
63	W	at Washington (Mo.)	
63	L	Bowling Green	
87	W	at John Carroll	
76	56	W	Detroit

80			1958-59	
66			Overall: 11-13 (.458)	
69			Coach: George Ireland	
LU				Opp.
79	W	Carleton		65
90	W	Denver		63
94	W	Western Ontario		70
67	W	Creighton		54
74	W	Drake		71
59	L	Eastern Kentucky		64
49	L	Seattle		70
113	W	Western Michigan		91
59	L	Marquette		70
64	L	Air Force		68
68	L	Duquesne		85
61	L	Notre Dame		88
78	L	Toledo		80
93	L	Georgetown		103
95	W	St. John's (N.Y.) (20T)		85
59	W	Creighton		57
60	L	Marquette		90
86	W	Western Michigan		81
57	L	North Carolina		76
65	L	Detroit		68
81	W	Washington (Mo.)		69
60	L	Canisius		72
70	L	Bowling Green		86
127	W	John Carroll		89

1959-60

Overall: 10-12 (.455)
Coach: George Ireland

LU				Opp.
89	W	Wayne State		59
84	W	Western Ontario		60
69	W	Creighton		62
67	L	Wisconsin		85
68	L	Canisius		73
45	L	Notre Dame		67
62	L	Missouri		71
85	W	Montana State		73
60	L	Marquette		63
50	L	Air Force		63
85	W	Colorado State		76
65	W	Xavier		63
74	W	Washington (Mo.)		69
59	L	St. John's (N.Y.)		74
64	L	Loyola (La.)		66
95	W	Western Michigan		82
66	L	Marquette		79
58	L	Duquesne		87
64	L	Western Michigan		76
82	W	Manhattan		80
67	L	Bowling Green		70
89	W	John Carroll		75

1960-61

Overall: 15-8 (.652)
Coach: George Ireland

LU				Opp.
83	W	Carroll		59
104	W	Western Ontario		63

YEAR-BY-YEAR RESULTS

1968-69

Overall: 9-14 (.392)
Coach: George Ireland

LU	Opp.	LU	Opp.
122	W	92	68
90	W	63	74
61	L	93	62
95	W	77	62
71	L	76	81
83	L	88	86
93	W	82	82
70	L	97	81
101	W	89	64
83	W	68	66
80	W	68	63
64	L	65	63
74	L	98	74
76	L	78	62
56	L	61	52
65	L	84	73
112	W	100	71
92	L	115	63
69	L	70	72
66	L	93	76
92	L	103	60
75	W	64	67
73	L	103	78
			61
			W
			Denver

1969-70

Overall: 13-11 (.542)
Coach: George Ireland

LU	Opp.	LU	Opp.
92	W	65	95
95	L	100	101
81	W	60	92
81	W	77	92
71	L	72	64
94	L	96	54
79	W	70	73
69	W	64	74
92	W	57	102
66	L	79	62
72	L	85	59
85	W	80	93
72	L	94	57
85	W	66	70
73	L	85	58
76	W	72	64
85	W	67	67
93	L	94	83
76	L	82	90
84	W	74	64
91	W	71	76
70	L	93	74
70	L	93	70
77	W	74	

1970-71

Overall: 4-20 (.164)
Coach: George Ireland

LU	Opp.	LU	Opp.
68	W	56	86
74	L	79	79
62	L	82	92
62	L	94	82
81	L	84	91
86	L	104	81
82	W	63	88
81	L	83	86
64	L	74	77
66	L	90	103
63	L	78	77
63	L	70	79
74	L	82	81
62	L	87	73
52	L	87	54
73	L	97	83
71	L	96	89
63	L	77	78
72	L	77	80
76	L	85	83
60	L	71	48
67	W	61	89
78	L	92	72
61	W	59	

1971-72

Overall: 8-14 (.363)
Coach: George Ireland

LU	Opp.	LU	Opp.
95	W	70	82
101	W	75	95
92	W	54	77
64	W	60	54
54	L	77	97
73	L	87	95
74	W	72	82
62	L	78	82
59	L	87	59
93	W	84	66
57	L	69	65
70	L	71	58
58	L	80	59
64	L	79	90
67	L	92	81
83	W	69	54
90	L	77	77
64	L	91	91
76	L	88	85
74	L	84	104
70	L	77	43
70	L	81	82
			94
			68
			75

% Sun Bowl (El Paso, Texas)
St. Louis Classic (St. Louis, Mo.)

% Charlotte Invitational (Charlotte, N.C.)

1972-73

Overall: 8-15 (.348)
Coach: George Ireland

LU	Opp.	LU	Opp.
86	W	51	86
79	W	65	79
92	W	88	92
82	L	85	82
91	W	79	91
81	L	87	81
88	L	95	88
86	W	79	86
77	W	68	77
103	W	79	103
77	L	82	77
79	L	98	79
81	W	71	81
73	L	87	73
54	L	73	54
83	L	86	83
89	L	110	89
78	L	97	78
80	L	92	80
83	L	115	83
48	L	69	48
89	L	100	89
72	L	92	72

1973-74

Overall: 12-14 (.462)
Coach: George Ireland

LU	Opp.	LU	Opp.
77	W	56	77
82	W	65	82
95	W	77	95
77	L	84	77
54	L	58	54
97	L	101	97
95	W	63	95
82	W	70	82
82	L	98	82
59	L	78	59
66	L	77	66
65	L	76	65
58	L	64	58
59	L	74	59
90	L	105	90
81	W	69	81
54	L	71	54
77	W	61	77
91	W	78	91
85	L	93	85
104	W	73	104
43	L	69	43
82	W	73	82
94	W	73	94
68	W	64	68
75	L	86	75



Jerry Lyne
(1975-80)
Overall Record: 72-74 (.493)

Jerry Lyne took over the Loyola basketball program midway through the 1974-75 season when head coach George Ireland was forced to resign because of ailing health. Lyne began his first full season as head coach the next year and compiled a 75-69 record over the next five years. Lyne's last season was highlighted by a trip to the NIT when his Ramblers finished the 1979-80 season 19-10.

Lyne experienced Loyola basketball from a few different angles. He played under Coach George Ireland and was a three-year regular on the 1952-56 squads and captained the 1956 team. Lyne returned to Loyola in 1962 as an assistant coach and spent 12 seasons as Ireland's assistant, nine of those as freshman head coach.

His freshman record was 117-27 for an impressive .813 winning percentage. During Lyne's first seven seasons as Ireland's aide, the Ramblers won 137 games and lost only 47. During that time Loyola experienced four 20-or-more win seasons, including the national championship in 1963.

1974-75

Overall: 10-15 (.400)
Coach: George Ireland/Jerry Lyne

LU	Opp.	LU	Opp.
75	W	58	75
94	W	77	94
67	L	84	67
101	W	66	101
71	L	82	71
53	L	66	53
73	W	69	73
73	L	76	73
82	W	74	82
63	L	75	63
67	W	62	67

YEAR-BY-YEAR RESULTS

95	W	St. Norbert's	49
63	L	at Western Michigan	81
97	W	Iowa Wesleyan	59
65	L	at Cincinnati	76
75	L	at Missouri-St. Louis	82
60	L	Valparaiso	69
56	L	Western Michigan	76
63	L	at Dayton	76
55	L	Detroit	66
75	L	at Long Island	84
68	L	at Bowling Green	91
67	W	SIU-Edwardsville	53
42	L	at Toledo	79
79	W	Northern Illinois	67

1975-76

Overall: 10-16 (.385)

Coach: Jerry Lyne

LU	Opp.		
75	L	vs. California !	93
82	W	vs. CCNY !	62
98	W	Loras	67
88	W	Loras	48
73	L	at Wisconsin	88
55	L	at Minnesota	68
71	L	St. Norbert's	80
78	W	Toledo	75
59	L	at Xavier	75
69	L	at Northern Illinois	75
79	L	at Detroit	85
84	L	Bradley	101
77	L	at DePaul	100
77	L	at Western Michigan	79
81	W	at Valparaiso	62
59	L	Marquette	85
86	W	at Ohio (OT)	82
73	L	Western Michigan	80
77	L	Wichita State	79
73	L	at Dayton	78
71	L	Long Island	76
71	W	Bowling Green	61
85	W	Indiana State	71
85	L	Detroit	89
87	W	Cincinnati	71
87	W	Milwaukee	71

! Louisiana Classic (Baton Rouge, La.)

1976-77

Overall: 13-13 (.500)

Coach: Jerry Lyne

LU	Opp.		
91	W	St. Norbert's	66
69	W	St. John's (Minn.)	53
83	W	Loras	51
62	L	at Butler	63
75	L	at Bradley	83
68	L	at Wisconsin	71
61	W	Northern Illinois	59
59	L	at Toledo	79
68	L	vs. Central Michigan !	70
71	W	vs. Air Force !	59
87	W	St. Mary's (Minn.)	74

72	W	DePaul	66
74	W	Xavier	69
78	W	Valparaiso	65
81	L	Creighton	85
67	W	at Western Michigan	63
70	L	at Georgetown	80
74	W	Ohio	73
71	L	at Marquette	81
76	L	at DePaul	94
68	L	at Bowling Green	91
84	W	Western Michigan	76
72	L	at Indiana State	83
86	L	at Notre Dame	111
71	L	at Dayton	89
79	W	Detroit	71

! Evansville Invitational (Evansville, Ind.)

1977-78

Overall: 16-11 (.593)

Coach: Jerry Lyne

LU	Opp.		
79	W	Loras	71
70	W	Minnesota	66
55	L	at Creighton	63
78	W	Butler	51
57	W	at Northern Illinois	55
77	W	at Western Michigan	66
65	L	Toledo (OT)	67
86	L	Bradley (2OT)	87
70	L	at Wisconsin	71
81	W	at Northwestern	78
94	W	Cornell	78
73	L	at DePaul	93
65	L	at Valparaiso	70
103	W	at IIT *	70
90	W	Valparaiso	65
68	W	Marquette	64
79	W	Indiana State	76
80	L	at Ohio	86
68	W	Georgetown (OT)	65
75	W	Western Michigan	62
57	W	at Xavier	52
64	W	Bowling Green	59
63	L	DePaul	73
85	W	Chicago *	54
69	L	at Dayton	79
69	L	at Detroit	89
68	L	at Notre Dame	83

*replacements for Evansville games

1978-79

Overall: 12-15 (.444)

Coach: Jerry Lyne

LU	Opp.		
133	W	Loras	69
90	L	at Minnesota (OT)	95
109	W	Baltimore	69
74	L	at Wisconsin	79
89	W	Xavier	73
72	L	at Bradley	77
73	L	Northern Illinois	84
75	L	vs. Mississippi !	83

89	W	vs. Northern Illinois !	88
59	L	at Toledo	60
73	L	at Long Beach State	84
95	W	Long Beach State	86
74	L	at Detroit	83
73	L	at DePaul	80
87	W	Evansville	71
75	L	at Butler	83
71	L	at Bowling Green	74
66	L	at Notre Dame	84
73	L	DePaul	77
104	W	Ohio	75
93	W	Western Michigan	80
63	L	at Marquette	75
89	W	at Evansville (OT)	86
79	L	Detroit	82
96	W	at Valparaiso	80
69	W	Dayton	68
101	W	DePaul	99

! Illinois State Holiday Tournament (Normal, Ill.)

1979-80

Overall: 19-10 (.655);

MCC: 5-0 (1st)

Coach: Jerry Lyne

LU	Opp.		
81	W	Loras	61
83	W	Bradley	80
97	W	Milwaukee	66
70	W	at Western Michigan	61
67	W	at Northern Illinois	65
84	W	vs. Bradley !	76
83	L	vs. DePaul !	92
69	L	Texas A&M \$	70
98	W	Rutgers \$	87
75	L	DePaul	80
81	W	Creighton	80
109	W	Oklahoma City *	103
66	W	at Air Force	63
64	L	at Illinois State	72
107	W	Butler * (OT)	106
80	W	at Valparaiso	65
103	W	Oral Roberts *	74
63	L	at Dayton	72
84	L	Marquette	90
105	W	Detroit	97
88	W	Bowling Green (OT)	85
102	W	at Xavier *	96
70	L	at Cincinnati	75
101	W	Valparaiso	87
87	L	at DePaul	94
75	W	at Evansville *	72
81	W	at Evansville #	78
93	L	vs. Oral Roberts #	103
87	L	at Illinois (NIT)	105

* MCC game

! Chicagoland Classic (Evanston, Ill.)

\$ Pillsbury Classic (Minneapolis, Minn.)

MCC Tournament (Evansville, Ind.)



Gene Sullivan
(1980-89)

Overall Record: 149-114 (.567)

Gene Sullivan is the third-winningest coach in Loyola basketball history, trailing only 24-year veteran George Ireland and Hall of Fame member Leonard Sachs. Sullivan's emphasis on action and scoring, along with his highly publicized and often imitated "double-stack" offense, earned him a reputation as an offensive-minded, innovative coach.

Sullivan was named Midwestern Collegiate Conference Coach of the Year twice (1983, 1985) and won three regular-season conference championships (1983, 1985 and 1987). In 1985, the Ramblers won the conference postseason tournament and advanced to the NCAA tournament where they reached the Sweet 16 and gave defending champion Georgetown all it could handle before bowing out. For his efforts and success as the Ramblers' head coach, Sullivan was inducted into the Loyola University Chicago Athletics Hall of Fame in 1998.

1980-81

Overall: 13-15 (.464);

MCC: 7-4 (T-2nd)

Coach: Gene Sullivan

LU	Opp.		
113	W	Loras	64
83	L	Minnesota	100
74	L	at Creighton	82
87	W	Valparaiso	73
76	L	Toledo	80
67	L	vs. DePaul !	71
65	L	vs. Northern Illinois !(OT)	68
78	W	at Cleveland State	77
79	L	at Bradley	91
82	W	at Detroit *	80
70	L	at Evansville *	73
73	L	Illinois State	81
87	W	Dayton (OT)	81
73	W	Xavier *	63

YEAR-BY-YEAR RESULTS

102	W	Oral Roberts * (OT)	93
92	W	Oklahoma City *	86
93	W	Southern Illinois	59
68	W	at Butler *	66
76	L	Cincinnati	78
68	L	at Oral Roberts *	80
99	L	at Oklahoma City *	118
87	W	Butler *	77
89	L	at Xavier *	90
81	W	Evansville *	73
62	L	at Marquette	63
95	L	DePaul	105
86	W	Detroit	80
71	L	vs. Oklahoma City # (OT)	73

* MCC game
! Chicagoland Cage Classic
MCC Tournament (Oklahoma City, Okla.)

1981-82

Overall: 17-12 (.586);
MCC: 8-4 (T-2nd)
Coach: Gene Sullivan

LU	Opp.		
76	W	Air Force	65
83	L	Illinois (OT)	87
84	W	at Valparaiso	59
60	L	Minnesota	61
97	W	Northern Illinois	75
80	W	Creighton	78
79	W	at Toledo	70
68	W	Southern Illinois !	57
75	W	Northwestern !	71
61	L	Bradley	74
69	L	Marquette	81
88	W	Oral Roberts *	77
76	W	Oklahoma City *	58
87	L	at Dayton	88
72	L	at Cincinnati	83
80	L	at Evansville *	84
98	W	Butler *	73
83	W	Xavier *	67
86	W	Detroit * (3OT)	81
76	L	at Oral Roberts *	79
78	L	at Oklahoma City *	91
80	L	at DePaul	98
82	W	at Xavier *	80
73	L	Evansville *	79
78	W	at Butler *	60
80	W	at Detroit *	74
88	W	Butler #	71
77	W	vs. Xavier #	69
72	L	vs. Evansville #	81

* MCC game
! Budweiser/Chicagoland Loyola Cage Classic
MCC Tournament (Tulsa, Okla.)

1982-83

Overall: 19-10 (.655);
MCC: 12-2 (1st)
Coach: Gene Sullivan

LU	Opp.		
82	L	at Bradley	90
86	W	Pennsylvania	78
80	L	at Louisiana State	97
71	L	Colorado	72
79	W	at Valparaiso	58
56	L	Northwestern	64
75	W	California	67
90	W	at Northern Illinois	73
72	L	at Illinois	73
82	W	Cincinnati	78
82	W	DePaul	76
58	L	Dayton	65
83	W	at Oral Roberts *	67
71	W	at Oklahoma City *	57
73	W	Saint Louis *	62
78	L	at Xavier *	84
84	W	Evansville *	73
84	W	at Butler *	73
74	W	at Detroit *	69
86	W	Oklahoma City *	53
90	W	Oral Roberts *	76
66	W	at Saint Louis *	62
86	W	Xavier *	85
71	L	at Evansville *	78
82	W	Butler *	72
98	W	Detroit *	83
85	L	Marquette	97
80	W	at Evansville #	66
76	L	vs. Xavier #	82

* MCC game
MCC Tournament (Evansville, Ind.)

1983-84

Overall: 20-9 (.690);
MCC: 10-4 (2nd)
Coach: Gene Sullivan

LU	Opp.		
71	W	Kansas State	62
53	L	Illinois	70
86	W	Alcorn State	82
72	W	at Northwestern	70
69	L	at Illinois	74
91	W	at Pennsylvania	76
73	W	Bradley (2OT)	72
68	L	at California	74
77	W	at Colorado	75
106	W	Delaware	88
70	L	Butler *	97
94	W	Xavier *	83
94	W	Dayton (OT)	93
98	W	Detroit *	95
76	W	at Evansville *	74
79	W	at Saint Louis *	76
81	W	Oklahoma City *	64
82	L	Oral Roberts *	87
91	W	Evansville *	77
65	L	at Butler *	73
61	L	at Xavier *	64

87	W	at Detroit *	82
77	L	at DePaul	93
75	W	Saint Louis *	63
102	W	at Oklahoma City *	89
82	W	at Oral Roberts *	76
79	W	Marquette	75
88	W	vs. Detroit # (OT)	84
69	L	vs. Xavier #	90

MCC Tournament (Chicago, Ill.)

1984-85

Overall: 27-6 (.818);
MCC: 13-1 (1st)
Coach: Gene Sullivan

LU	Opp.		
98	W	at Bradley	80
96	L	at Louisiana State	102
73	W	Northwestern	67
67	L	at Marquette	74
82	L	at Oklahoma	115
89	W	Long Island	82
59	W	at Bradley	48
78	W	Toledo	66
63	W	Illinois	62
93	W	at Louisville	81
70	L	at Dayton	80
86	W	at Butler *	76
90	L	at Xavier *	95
85	W	at Detroit *	79
94	W	Evansville *	89
85	W	Saint Louis *	73
80	W	at Oklahoma City *	65
97	W	at Oral Roberts *	92
105	W	Butler *	90
99	W	Xavier *	89
127	W	Detroit *	100
78	W	DePaul	71
89	W	at Evansville *	80
52	W	at Saint Louis *	43
99	W	Oklahoma City *	84
86	W	Oral Roberts *	77
101	W	at New Orleans	85
100	W	vs. Oklahoma City #	85
65	W	vs. Xavier #	61
89	W	at Oral Roberts #	83
59	W	Iona (NCAA) ^	58
70	W	Southern Methodist (NCAA) ^	57
53	L	Georgetown (NCAA) %	65

* MCC game
MCC Championship (Tulsa, Okla.)
^ NCAA Tournament (Hartford, Conn.)
% NCAA Regional (Providence, R.I.)

1985-86

Overall: 13-16 (.448);
MCC: 7-5 (T-3rd)
Coach: Gene Sullivan

LU	Opp.		
84	L	Bradley	94
64	L	at Illinois	95
60	W	North Carolina State	58
84	L	New Orleans	95

82	76	L	at Northwestern	82
93	58	L	at Notre Dame	71
63	75	L	at Bradley	76
89	66	L	at South Carolina	71
76	92	W	at Toledo	76
75	77	W	vs. Holy Cross !	61
84	70	L	vs. Virginia !	71
90	70	L	Marquette	72
63	W	at Butler *	61	
75	L	at Xavier *	78	
74	L	at Detroit *	77	
55	L	at DePaul	90	
71	W	Evansville *	65	
69	W	Saint Louis *	60	
104	W	UIC	101	
64	L	at Oral Roberts *	69	
106	W	Butler *	84	
88	L	Xavier * (OT)	91	
77	W	Detroit *	56	
86	W	Oral Roberts *	76	
74	W	Cincinnati (OT)	72	
84	W	at Evansville *	77	
70	L	at Saint Louis *	79	
76	W	vs. Oral Roberts #	70	
91	L	vs. Xavier #	99	

* MCC game
! Rochester Basketball Classic (Rochester, N.Y.)
MCC Championship (Indianapolis, Ind.)

1986-87

Overall: 16-13 (.557);
MCC: 8-4 (T-1st)
Coach: Gene Sullivan

LU	Opp.		
66	L	at Syracuse	87
83	W	Chicago State	78
71	L	South Carolina	74
69	L	vs. Georgia !	81
100	W	at Georgia State !	98
115	W	Loyola Marymount	93
84	W	at Cincinnati	76
83	W	Illinois	82
85	L	at North Carolina State	97
79	L	at Bradley	82
65	L	Colorado	66
90	W	Butler * (OT)	86
81	W	Xavier *	79
65	L	DePaul	84
94	W	at Detroit *	73
84	W	Marquette	68
71	L	Evansville *	72
76	W	Saint Louis * (OT)	67
64	L	at Dayton	66
73	W	at Oral Roberts *	70
89	W	Arkansas-Little Rock	80
89	W	at Butler *	77
72	L	at Xavier *	80
103	W	at Detroit *	75
83	W	Oral Roberts *	82
83	L	at Evansville *	86
68	L	Saint Louis *	70
80	W	vs. Detroit #	75

YEAR-BY-YEAR RESULTS

74 L vs. Xavier # 82
 * MCC game
 ! Cotton States Classic (Atlanta, Ga.)
 # MCC Championship (Indianapolis, Ind.)

1987-88

Overall: 13-16 (.448);
 MCC: 3-7 (5th)
 Coach: Gene Sullivan

LU	Opp.
83 W UIC	73
108 W Oral Roberts	93
73 L at Oklahoma	123
78 W at Wisconsin	75
47 L Northwestern	54
76 W Cincinnati	73
79 W at Colorado	76
89 L at Loyola Marymount	99
82 L Bradley	99
78 L vs. Northern Illinois !	80
77 W at UIC !	67
90 L at Xavier *	98
54 L at Butler *	66
77 L at DePaul	93
76 W Detroit *	72
86 W Illinois State	80
78 L Saint Louis *	80
80 W Evansville *	74
76 W at Marquette	69
75 L at Oral Roberts	82
83 L at Arkansas-Little Rock	94
83 L Xavier *	94
57 L Butler *	81
86 W Dayton	77
73 L at Evansville *	98
76 L at Saint Louis *	82
104 W at Detroit *	93
67 W vs. Butler #	59
79 L vs. Xavier #	117

* MCC game
 ! UIC McClendon Classic (Chicago, Ill.)
 # MCC Championship (Indianapolis, Ind.)

1988-89

Overall: 11-17 (.393);
 MCC: 4-8 (T-6th)
 Coach: Gene Sullivan

LU	Opp.
98 W Chicago State	76
84 L at UIC	97
80 L at Kansas	100
90 W Wisconsin	76
81 L at Northwestern	97
99 W UC Irvine	94
95 W Tennessee-Chattanooga	88
107 L at Bradley	111
82 L at Arizona	106
81 L Northwestern	94
66 W Detroit *	64
80 L Dayton *	89
92 W Xavier *	83

65 L at Illinois State	82
70 W DePaul	69
61 L at Saint Louis *	74
76 L at Evansville *	89
71 W Butler *	65
96 L Oral Roberts (OT)	101
86 L at Xavier *	93
85 L at Dayton *	93
85 W at Butler *	84
100 W Northern Illinois	94
56 L Saint Louis *	67
104 L Evansville *	115
91 W at Marquette (OT)	83
96 L at Detroit *	115
83 L vs. Xavier #	85

* MCC game
 # MCC Championship (Dayton, Ohio)



Will Rey
 (1989-94)

Overall Record: 45-96 (.319)

Will Rey began his collegiate head coaching career at Loyola in 1989 with the task of rebuilding the basketball program. In each of his first three years, Loyola improved its win total, but he was able to only win a combined 15 games his last two years.

Despite Rey's difficulty in rebuilding the men's basketball team, he did record some memorable upsets. At the 1989, 1990 and 1991 MCC Tournaments, Rey's squad upset higher-seeded teams. The Ramblers also defeated Notre Dame for only the second time in Loyola history, 70-58, during the 1993-94 campaign.

1989-90

Overall: 7-22 (.318);
 MCC: 3-11 (T-6th)
 Coach: Will Rey

LU	Opp.
69 W Rider	61
69 L at Marquette * (OT)	75
54 L UIC	70
65 L Northwestern	85
61 W at Tennessee-Chattanooga	59
78 W at UC Irvine (OT)	72
61 L Texas A&M !	64
59 L Wichita State !	75
59 L at Bradley	80
56 L at DePaul	71
73 L at Xavier *	89
53 W Butler *	48
71 L at Dayton *	88
54 L Bradley	71
56 L at Northern Illinois	60
50 L Evansville *	53
53 L at Saint Louis *	62
72 W Detroit *	54
67 L at Butler *	72
53 L Xavier *	70
96 W Dayton *	94
66 L Illinois State	82
48 L Marquette *	68
79 L Iowa State	84
62 L at Evansville *	71
86 L Saint Louis * (OT)	102
67 L at Detroit *	69
67 W vs. Saint Louis #	58
95 L at Dayton #	97

* MCC game
 ! Hoosier Classic (Bloomington, Ind.)
 # MCC Championship (Dayton, Ohio)

1990-91

Overall: 10-19 (.345);
 MCC: 3-11 (7th)
 Coach: Will Rey

LU	Opp.
68 W at Western Michigan	61
80 L vs. Indiana State !	86
58 L vs. East Carolina !	79
65 L Maine	83
85 W at Northwestern	77
65 L UIC	75
89 W Bethune-Cookman	66
85 W Bradley	83
82 W Maryland-Baltimore County	77
80 L at Portland	91
92 L Dayton * (OT)	97
74 L Xavier *	81
76 L Cal State Northridge	90
36 L at Marquette	82
73 W at Illinois State (OT)	69
102 W Saint Louis *	71
64 L Evansville *	79
67 L at Butler *	80
65 L at Evansville *	77
88 L at Dayton *	97

74 L at Xavier *	87
67 L DePaul	102
70 L Marquette * (OT)	75
73 L at Saint Louis *	98
81 W Detroit *	79
85 L Butler *	91
73 W at Detroit *	63
75 W vs. Butler #	62
78 L vs. Saint Louis #	89

* MCC game
 ! Purdue Boilermaker Invitational (West Lafayette, Ind.)
 # MCC Championship (Dayton, Ohio)

1991-92

Overall: 13-16 (.448);
 MCC: 2-8 (5th)
 Coach: Will Rey

LU	Opp.
67 L at Wisconsin	89
59 L Western Michigan	70
71 W Illinois State	58
105 W Morgan State	55
84 W UC Irvine	51
88 W Northwestern	73
87 W Purdue	79
65 W at Maine	55
94 W Georgia State	73
69 L at Iowa State	92
76 W Portland	63
61 L at Bradley	70
73 L Xavier *	75
88 W Canisius	72
73 L at Evansville *	90
56 L Northern Illinois	62
63 L Butler *	68
63 L at DePaul	91
56 L at Xavier *	69
72 L Dayton *	74
93 W at Detroit * (20T)	89
59 L at Dayton *	73
74 W Detroit *	70
67 L at Notre Dame	76
76 L at Butler *	78
57 L Evansville *	80
95 W UIC (OT)	91
83 W vs. Dayton #	73
49 L vs. Evansville #	65

* MCC game
 # MCC Championship (Cincinnati, Ohio)

1992-93

Overall: 7-20 (.259);
 MCC: 3-11 (T-7th)
 Coach: Will Rey

LU	Opp.
68 W Wisconsin	66
50 L Notre Dame	52
64 L Bradley	69
70 L at Purdue	84
73 L at Northwestern	79
85 W Carthage	61

YEAR-BY-YEAR RESULTS

80	W	Coppin State	70
66	L	at Canisius	84
73	L	DePaul	88
83	W	Concordia	54
67	W	at Duquesne *	65
56	L	at LaSalle *	70
64	L	at Illinois State	88
75	L	Detroit *	96
69	L	Dayton *	70
64	L	Xavier *	81
70	L	Evansville *	108
51	L	at Butler *	68
79	L	at Northern Illinois	89
56	L	at Detroit *	65
71	L	Duquesne *	79
90	L	LaSalle *	96
65	L	at Xavier *	68
59	W	at Dayton *	56
66	W	Butler * (OT)	65
44	L	at Evansville *	62
50	L	vs. Xavier #	60

* MCC game

MCC Championship (Indianapolis, Ind.)

1993-94

Overall: 8-19 (.216);

MCC: 1-9 (6th)

Coach: Will Rey

LU		Opp.	
78	W	Morgan State	76
85	L	at Morehead State	90
60	L	Bowling Green	85
85	W	Concordia	54
52	L	Northwestern	76
82	W	Bethune-Cookman	62
74	W	Morehead State	71
74	W	at Morgan State	70
71	L	at Coppin State	94
90	L	at UIC	104
47	L	at Miami (Ohio)	70
74	W	Detroit *	58
59	L	at Butler *	75
71	L	La Salle *	76
70	W	at Notre Dame	58
55	L	at Xavier *	83
76	L	at DePaul	95
60	L	Butler *	69
76	W	Northern Illinois	62
63	L	at Evansville *	70
57	L	Evansville *	71
63	L	at La Salle *	77
55	L	at Bradley	78
67	L	at Detroit *	72
76	L	Xavier *	98
64	L	Notre Dame	66
67	L	vs. Butler #	78

* MCC game

MCC Championship (Indianapolis, Ind.)



Ken Burmeister

(1994-98)

Overall Record: 40-71 (.360)

Ken Burmeister took over the Rambler program in 1994 and within just a few years was able to take the team to a 15-15 mark in 1997-98, his final year. That record represented Loyola's highest win total in more than a decade. Among those wins were a 2-1 finish at the San Juan Christmas Shootout, which earned the Ramblers the Consolation Championship.

He was Loyola's first coach in the Gentile Center, and he led the Ramblers to a 19-6 mark in the new facility.

1994-95

Overall: 5-22 (.185);

MCC: 2-13 (T-10th)

Coach: Ken Burmeister

LU		Opp.	
89	W	Concordia	70
70	W	at Northwestern	69
61	L	Northern Iowa	68
59	L	at Bowling Green	84
71	L	at Loyola Marymount	80
72	W	at Drake	60
60	L	Miami (Ohio)	71
75	L	Appalachian State	84
56	L	Sacramento State	68
69	L	at UIC *	87
58	L	at Butler * (OT)	61
65	L	at Northern Illinois *	90
81	L	Milwaukee *	90
57	L	Green Bay *	63
75	W	Wright State *	69
75	L	Xavier *	81
79	L	UIC *	92
71	L	at La Salle *	92
73	L	at DePaul	96
60	L	Butler *	67
65	L	Northern Illinois *	74
56	L	at Milwaukee *	74
55	L	at Green Bay *	76
75	W	at Cleveland State *	73
68	L	Detroit *	76
63	L	at Notre Dame	93
57	L	vs. Northern Illinois #	62

* MCC game

MCC Championship (Dayton, Ohio)

1995-96

Overall Record: 8-19 (.296);

MCC: 5-11 (T-6th)

Coach: Ken Burmeister

LU		Opp.	
73	L	at Kent State	90
102	W	Trinity (Ill.)	81
62	L	Drake	70
77	W	at Indiana State	73
61	L	at Eastern Kentucky	68
72	L	at Northern Iowa	82
70	L	at Appalachian State	78
66	W	Loyola Marymount	65
78	L	Northwestern	81
62	L	at Northern Illinois *	65
63	L	Detroit *	78
51	L	Green Bay *	64
73	L	at Wright State *	87
59	L	Butler *	67
64	L	at UIC *	95
70	L	Milwaukee *	76
81	W	at Cleveland State *	71
66	L	at Butler *	78
72	W	Northern Illinois *	68
85	W	Wright State *	67
39	L	at Green Bay *	56
100	W	Cleveland State *	58
89	W	UIC *	85
65	L	at DePaul	79
48	L	at Detroit *	62
58	L	at Milwaukee *	61
48	L	vs. #22 Green Bay #	58

* MCC game

MCC Championship (Dayton, Ohio)

1996-97

Overall: 12-15 (.444);

MCC: 7-9 (5th)

Coach: Ken Burmeister

LU		Opp.	
66	W	Eastern Kentucky	63
71	W	at Saint Peter's	50
74	W	Kent State	59
107	W	at Chicago State	82
105	W	Robert Morris	86
68	L	at Cal State Fullerton	89
57	L	at Northwestern	64
59	L	Indiana State	67
62	L	Notre Dame	70
55	L	at Drake	68
70	W	Northern Illinois *	47
48	L	at Butler *	89
62	L	at Detroit *	69
68	W	at Cleveland State *	66
91	W	Wright State *	72
48	L	at Green Bay *	63
47	W	Green Bay *	45
78	W	at Milwaukee *	61
64	L	UIC *	87
64	L	at Northern Illinois *	74
56	L	Butler *	62
64	L	Detroit *	77
72	W	Cleveland State *	61

50	L	at UIC *	53
71	W	Milwaukee *	56
54	L	at Wright State *	56
41	L	vs. Green Bay #	51

* MCC game

MCC Championship (Dayton, Ohio)

1997-98

Overall: 15-15 (.500);

MCC: 6-8 (T-5th)

Coach: Ken Burmeister

LU		Opp.	
106	W	Robert Morris	84
58	L	at Georgia State	73
86	W	Chicago State	80
81	W	Drake	61
75	W	at Eastern Illinois	59
72	L	at Indiana State	89
67	L	at Denver	76
52	L	at Akron	81
68	L	at Youngstown State	80
66	L	vs. Southern Mississippi \$	79
76	W	at Puerto Rico-Mayaguez \$	55
74	W	vs. Tennessee Tech \$	64
66	W	Saint Peter's	59
73	W	Cal State Fullerton	59
51	L	at Wright State *	79
56	L	at Butler * (OT)	59
75	W	Cleveland State *	68
63	W	at Milwaukee *	57
71	L	Detroit *	76
55	L	UIC *	61
47	L	at Green Bay *	60
59	W	Wright State *	52
70	W	Butler * (OT)	62
65	L	at Detroit *	94
65	L	at Cleveland State *	75
71	W	Milwaukee *	67
57	W	Green Bay *	52
61	W	Denver	49
58	L	at UIC *	74
53	L	vs. Butler #	62

* MCC game

\$ San Juan Christmas Shootout (San Juan, P.R.)

MCC Championship (Green Bay, Wis.)

YEAR-BY-YEAR RESULTS



Larry Farmer
(1998-2004)

Overall Record: 71-102 (.410)

Larry Farmer was at the helm of the Loyola program longer than any coach since Gene Sullivan. The former UCLA All-American led the Ramblers to their most successful season in over a decade when he guided the 2001-02 Ramblers to a 17-13 record and the title game of the Horizon League Championship before falling one basket shy of their first NCAA appearance since 1985.

Farmer made a point of upgrading the schedule as Loyola played Michigan State, Wisconsin, Illinois, Kansas State, Louisville, Notre Dame, Marquette and Bradley during his tenure.

1998-99

**Overall: 9-18 (.333);
MCC: 7-7 (4th)
Coach: Larry Farmer**

LU		Opp.
29	L at Wisconsin	66
65	W at Chicago State	52
55	L Eastern Illinois	56
53	L at Bradley	70
64	L Youngstown State	66
52	L at Kansas State	80
69	L at Drake	86
78	W at Portland	74
50	L Indiana State	55
59	L Akron	69
58	L Western Michigan	64
80	L at Oakland	81
53	W Butler *	51
80	W Wright State *	67
39	L at Detroit *	58
72	L at Cleveland State *	79
59	L Milwaukee *	78
55	L Green Bay *	68
56	L at UIC *	71
75	W at Wright State *	68
52	L at Butler *	57
72	W Detroit *	69
60	W Cleveland State *	58
60	L at Green Bay *	78
76	W at Milwaukee *	68

1999-2000

**Overall: 14-14 (.500);
MCC: 4-10 (8th)
Coach: Larry Farmer**

64	W	UIC *	57
59	L	vs. Cleveland State #	65
* MCC game			
# MCC Championship (Chicago, Ill.)			
LU			Opp.
78	W	Stephen F. Austin	58
70	W	at Western Michigan	69
52	W	Bradley	45
60	L	at Eastern Kentucky	72
64	L	vs. Eastern Michigan !	68
77	W	vs. Howard !	53
70	W	Drake	66
74	W	Portland	67
69	W	Kansas State	64
79	W	Canisius	65
71	L	at #20 Illinois	107
69	W	Oakland	60
68	L	Cleveland State *	70
55	L	Detroit *	82
52	L	at Green Bay *	64
58	L	at Milwaukee *	92
74	W	Chicago State	72
86	W	UIC * (OT)	80
59	W	Wright State *	58
48	L	Butler *	68
67	L	at Detroit *	85
60	L	at Cleveland State *	69
79	W	Milwaukee *	77
70	W	Green Bay *	58
72	L	at UIC *	81
44	L	at Butler *	59
71	L	at Wright State *	84
57	L	vs. Butler #	61
* MCC game			
! Spartan Classic (East Lansing, Mich.)			
# MCC Championship (Chicago, Ill.)			

2000-01

**Overall: 7-21 (.250);
MCC: 2-12 (8th)
Coach: Larry Farmer**

LU		Opp.	
60	L	at Stephen F. Austin	64
68	L	at #14 Notre Dame	107
76	W	Tennessee Tech	73
76	L	at Chicago State	78
78	L	at Canisius	99
75	W	Central Michigan	70
71	L	#2 Michigan State	103
80	L	Eastern Illinois	86
70	L	at Louisville	86
53	L	Loyola Marymount	63
79	W	Eastern Kentucky	72
84	W	Saint Mary's (Calif.)	79
70	L	at Cleveland State *	73
61	L	at Detroit *	81
57	W	Green Bay *	55

2001-02

**Overall: 17-13 (.567);
Horizon League: 9-7 (T-4th)
Coach: Larry Farmer**

93	L	Milwaukee * (2OT)	94
91	W	Belmont (OT)	82
63	L	at UIC *	83
76	L	at Wright State *	93
57	L	at Butler *	71
66	W	Detroit *	54
77	L	Cleveland State *	80
65	L	at Milwaukee *	67
56	L	at Green Bay *	60
56	L	UIC *	66
62	L	Butler *	66
60	L	Wright State *	62
52	L	vs. Butler #	78
* MCC game			
# MCC Championship (Dayton, Ohio)			
LU			Opp.
70	L	at Marquette	80
75	W	Northern Illinois	63
76	L	at Tennessee Tech	87
86	W	Texas A&M-Corpus Christi	66
72	L	at Central Michigan	79
79	W	Maryland-Eastern Shore	54
78	L	at Eastern Illinois	94
72	W	at Saint Mary's (Calif.)	70
85	W	Chicago State	73
72	L	at #7 Illinois	87
87	W	Cleveland State *	63
55	W	Detroit *	49
91	W	at Milwaukee *	87
72	W	at Green Bay *	68
76	W	UIC *	65
72	W	Youngstown State *	63
48	L	at Butler *	78
60	L	Wright State *	65
60	L	at Cleveland State *	81
75	W	at Youngstown State *	55
70	L	Milwaukee *	80
84	W	Green Bay * (OT)	74
77	W	IPFW	66
53	L	at Detroit *	55
63	L	at UIC *	76
60	W	Butler *	56
74	L	at Wright State *	80
90	W	vs. Wright State #	64
63	W	vs. Green Bay #	57
75	L	vs. UIC # (OT)	76
* Horizon League game			
# Horizon League Championship (Cleveland, Ohio)			

2002-03

**Overall: 15-16 (.484);
Horizon League: 9-7 (T-4th)
Coach: Larry Farmer**

LU		Opp.	
79	L	at Loyola Marymount	85
88	W	Bradley	84

67	L	at Northern Illinois	69
94	W	at Texas A&M-Corpus Christi	77
80	W	Valparaiso	62
86	W	UMKC	75
57	L	at Belmont	75
54	L	at #15 Michigan State	80
80	L	at Milwaukee *	100
69	L	at Charlotte \$	82
77	L	vs. Louisiana-Lafayette \$	88
72	L	vs. Colorado \$	76
76	W	Youngstown State *	59
74	L	at DePaul	95
67	W	Wright State *	56
74	L	at Butler * (OT)	81
74	W	at Green Bay * (OT)	62
54	L	at Detroit *	72
77	W	Cleveland State *	65
77	L	at UIC *	81
80	W	at IPFW	71
91	L	Milwaukee *	92
63	L	at Youngstown State *	65
71	W	at Wright State *	69
73	W	Butler *	63
84	W	Green Bay * (OT)	73
76	W	Detroit *	64
77	W	at Cleveland State *	72
65	L	UIC *	66
69	W	Cleveland State #	57
84	L	vs. Detroit #	98
* Horizon League game			
\$ Pepsi Holiday Classic (Charlotte, N.C.)			
# Horizon League Championship			

2003-04

**Overall: 9-20 (.310);
Horizon League: 4-12 (T-7th)
Coach: Larry Farmer**

LU		Opp.	
61	L	at DePaul	73
83	W	at UMKC (OT)	75
76	W	at Valparaiso	69
78	L	Oral Roberts	80
63	L	at Bradley	79
61	L	Western Michigan	79
90	W	Central Michigan	83
74	W	vs. Birmingham-Southern \$	71
62	L	at Saint Mary's (Calif.) \$	84
85	W	Youngstown State *	78
90	W	at Cleveland State *	83
59	L	at UIC *	77
87	L	Milwaukee *	97
54	L	at Butler *	72
68	L	Wright State *	83
59	L	at Providence	89
55	L	Green Bay *	60
57	L	UIC *	64
75	L	at Youngstown State *	76
80	W	Detroit * (OT)	77
71	L	at Wright State *	83
67	L	Butler * (OT)	74
71	L	at Milwaukee *	77
73	L	at Green Bay * (OT)	80
62	L	at Detroit *	69

YEAR-BY-YEAR RESULTS

71 L at Illinois State % 77
 70 W Cleveland State * 59
 76 W at Wright State # 59
 55 L vs. Detroit # 60
 * Horizon League game
 \$ Shamrock Office Solutions Classic
 (Moraga, Calif.)
 % Bracket Buster Saturday
 # Horizon League Championship



Jim Whitesell
(2004-)

Overall Record: 79-76 (.510)

Jim Whitesell posted more wins in his first three seasons at Loyola than any Rambler coach since Tom Haggerty (1945-47). In 2006-07, he guided Loyola to its first 20-win season since 1984-85 and steered the team to its first win over a nationally ranked opponent since 1986. The Ramblers also won a building-record 13 contests at the Gentile Center in 2005-06 and along the way, the veteran coach picked up his 300th career victory in Loyola's 77-60 decision at Cleveland State, Dec. 29, 2005.

2004-05

Overall: 13-17 (.433);
Horizon League: 8-8 (T-4th)
Coach: Jim Whitesell

LU		Opp.
63	W Northern Illinois	56
62	L at Bradley	64
74	W Benedictine	59
64	L at Western Michigan	68
44	L at Oral Roberts	48
73	L Northern Iowa	80
51	L at Western Illinois	65
60	L at #8 North Carolina	109
67	L Illinois State	73
68	L at Youngstown State *	76
69	L at Central Michigan	73
70	W Cleveland State *	55
58	L UIC *	64
56	L at Milwaukee *	73
72	L Butler * (OT)	77
65	W Wright State *	51
53	L Detroit *	70

80 W at Green Bay * 61
 71 W Youngstown State * 50
 59 L at Detroit * 73
 51 L at Butler * 79
 74 W at Wright State * 57
 67 L Milwaukee * 74
 80 W Green Bay * 64
 91 W at UIC * 85
 68 W at Evansville % 64
 67 W at Cleveland State * 63
 78 W Youngstown State # 75
 87 W vs. UIC #(OT) 81
 76 L at Milwaukee # 94
 * Horizon League game
 % Bracket Buster Saturday
 # Horizon League Championship

2005-06

Overall: 19-11 (.633);
Horizon League: 8-8 (T-3rd)
Coach: Jim Whitesell

LU		Opp.
69	W at IPFW	61
99	W Evansville	86
70	W Luther	55
86	W Bradley	72
56	L at Northern Iowa	72
73	W Western Illinois	63
80	W Purdue	65
87	W Lake Forest	72
57	L at San Diego	90
74	W at UC Irvine	72
77	W at Cleveland State *	60
76	L Youngstown State *	84
67	L at Detroit *	73
63	L at Wright State *	77
75	L at Milwaukee *	78
75	W UIC *	61
74	W Butler *	64
66	L Green Bay *	72
68	W Detroit *	63
57	L Milwaukee *	68
81	W Cleveland State *	75
59	L at Green Bay *	69
71	W at UIC *	68
50	L at Butler *	62
73	W Fairfield %	70
76	W Wright State *	63
87	W at Youngstown State * (OT)	84
76	W Youngstown State #	61
64	W vs. Detroit #	55
66	L at Milwaukee #	80
* Horizon League game		
% BracketBusters presented by eBay		
# Horizon League Championship		

2006-07

Overall: 21-11 (.656);
Horizon League: 10-6 (3rd)
Coach: Jim Whitesell

LU		Opp.
68	W vs. Princeton \$	57

75 L at #7 Ohio State \$ 87
 77 W vs. IUPUI \$ 73
 96 W John Carroll 74
 69 W San Diego 55
 83 W at Fairfield 72
 64 L Saint Louis 67
 71 W Green Bay * 52
 62 L at Purdue 78
 76 W Loyola (La.) 42
 76 W Northern Iowa 67
 73 L at Bradley 82
 72 W UC Irvine 69
 71 L at Youngstown State * 76
 66 W Cleveland State * 55
 87 W Milwaukee * 74
 55 L at Wright State * 81
 73 L at UIC * 79
 70 W at Detroit * 64
 69 W IPFW 53
 66 L #14 Butler * (OT) 70
 47 L Wright State * 59
 80 W Youngstown State * 68
 61 W at Cleveland State * 57
 71 W Detroit * 61
 69 W at Green Bay * 52
 66 W at Milwaukee * 56
 66 W Eastern Illinois % 43
 75 W at #15 Butler * 71
 51 L UIC * 52
 66 W vs. UIC # 62
 66 L vs. #18 Butler # (OT) 67
 * Horizon League game
 \$ BCA Classic (Columbus, Ohio)
 % BracketBusters
 # Horizon League Championship
 (Dayton, Ohio)

2007-08

Overall: 12-19 (.387);
Horizon League: 6-12 (8th)
Coach: Jim Whitesell

LU		Opp.
73	W LeMoyné	57
72	W at Eastern Illinois	65
61	L Western Michigan	63
53	L at Purdue	84
47	L Bradley	64
50	L at Northern Iowa	61
63	L Green Bay *	69
73	W Milwaukee * (OT)	68
76	W Northern Illinois (OT)	72
43	L at Saint Louis	60
66	L at UMKC	77
89	W Saint Mary's (Minn.)	45
55	L at Cleveland State *	63
61	L at Youngstown State *	71
55	L #14 Butler *	66
68	L at UIC * (2OT)	78
71	W Detroit *	65
52	L Wright State *	53
50	L at #15 Butler *	63
65	W at Valparaiso *	63
69	W Youngstown State *	68

65 W Cleveland State * 53
 55 L UIC * 60
 51 L at Wright State * 55
 53 L at Detroit * 56
 68 W Valparaiso * 61
 71 W at William & Mary % 66
 53 L at Milwaukee * 68
 66 L at Green Bay * (OT) 71
 57 W at Milwaukee \$ 51
 49 L vs. UIC # 60
 * Horizon League game
 % BracketBusters
 \$ Horizon League First Round Game
 (Milwaukee, Wis.)
 # Horizon League Championship
 (Indianapolis, Ind.)

2008-09

Overall: 14-18 (.438);
Horizon League: 6-12 (8th)
Coach: Jim Whitesell

LU		Opp.
79	L Rockhurst	86
74	W vs. Georgia !	63
46	L at Purdue !	78
54	W at Western Michigan	51
53	L vs. Cornell #	78
54	L at St. John's #	73
58	W Holy Cross	53
64	W William & Mary	61
69	L at UIC *	83
52	W UMKC	47
72	W at Northern Illinois	62
89	W SIU-Edwardsville	65
88	W Alcorn State	53
66	L Milwaukee *	80
62	W Green Bay *	60
50	L at Cleveland State *	76
68	W at Youngstown State *	57
55	L #17 Butler *	78
71	W Valparaiso *	56
47	L at Wright State *	68
72	W at Detroit *	66
58	L at Milwaukee *	72
68	L at Green Bay *	87
49	L Youngstown State *	60
70	L Cleveland State *	83
52	L Wright State *	64
47	L at Valparaiso *	71
71	W at #15 Butler *	67
67	W Detroit *	41
75	L Bradley %	86
58	L UIC *	62
68	L at Milwaukee \$	77
* Horizon League game		
% BracketBusters		
\$ Horizon League First Round Game (Milwaukee, Wis.)		
! Dick's Sporting Goods NIT Season Tip-Off (West Lafayette, Ind.)		
# Dick's Sporting Goods NIT Season Tip-Off (Queens, N.Y.)		

ALL-TIME SERIES RECORDS

Opponent	LU	Opp.	Opponent	LU	Opp.	Opponent	LU	Opp.	Opponent	LU	Opp.
Air Force	5	2	Elmhurst	7	0	Memphis	3	1	St. Francis (Pa.)	0	1
Akron	0	2	Evansville	16	20	Mercer	0	1	St. Jarlath AAU	1	0
Alcorn State	2	0	Fairfield	2	0	Miami	1	1	St. John's (Minn.)	10	0
Alumni	7	0	Falcons	1	0	Miami (Ohio)	0	3	St. John's (N.Y.)	7	8
American College of PE.	2	0	FAL Mexico City	1	0	Michigan	1	2	St. John's (Ohio)	2	0
Appalachian State	0	2	First National Bank	1	0	Michigan Normal	0	1	St. Joseph (Ind.)	3	3
Arizona	0	1	First Regiment	1	1	Michigan State	2	8	St. Joseph (Minn.)	1	0
Arizona State	0	2	Fort Sheridan	0	2	Middle Tennessee State	1	0	Saint Louis	24	22
Arkansas	1	0	Franklin	2	0	Millikin	6	0	St. Mary's (Calif.)	3	1
Arkansas-Little Rock	1	1	Georgetown	2	7	Milwaukee	14	23	St. Mary's-OL (Minn.)	1	0
Arkansas State	14	0	George Washington	3	2	Milwaukee State	2	2	St. Mary's-W (Minn.)	7	1
Armour Tech	2	0	George Williams	1	0	Milwaukee Teachers	1	0	St. Michael's	1	0
Assumption	1	1	Georgia	1	1	Minnesota	3	15	St. Norbert	5	1
Augustana	2	0	Georgia State	2	1	Mississippi	1	2	St. Peter's	2	1
Aurora	1	0	Georgia Tech	1	0	Mississippi State	1	0	St. Thomas	6	1
Baldwin-Wallace	3	1	Glenview Naval Air	1	0	Missouri	2	2	St. Viator	5	6
Baltimore	1	0	Great Lakes	1	0	Missouri-Rolla	1	0	San Diego	1	1
Belmont	1	1	Green Bay	14	19	Missouri-St. Louis	1	1	San Francisco	1	3
Beloit	5	1	Grinnell	2	1	Missouri State	1	0	Santa Clara	4	1
Benedictine	1	0	Hahnemann Medical	1	0	Missouri Western	0	1	Scranton	0	1
Bethune-Cookman	2	0	Hamline Maroons	1	0	Monmouth (Ill.)	1	0	Seattle	1	1
Birmingham-Southern	1	0	Hamline University	0	2	Montana State	3	0	Seton Hall	1	3
Bowling Green	20	26	Havana	1	0	Morehead State	2	2	Siena	1	0
Bradley	15	30	Holy Cross	2	4	Morgan State	3	0	South Carolina	0	2
Brigham Young	4	2	Houston	2	1	Murray State	1	0	South Dakota	4	1
Butler	30	46	Howard	1	0	Naval Armory	2	0	South Dakota State	5	0
California	3	2	Illinois	3	11	Navy Pier	4	0	Southern California	0	1
Cal State Fullerton	1	1	Illinois A.C.	0	2	Nebraska	1	1	Southern Illinois	2	0
Cal State Northridge	0	1	Illinois "B"	1	0	Nebraska Wesleyan	3	0	Southern Illinois-Edwardsville	2	0
Camp Grant	1	2	Illinois College	2	0	New Mexico State	1	0	Southern Methodist	4	2
Campion College	2	0	Illinois Institute of Technology	6	0	New Orleans	1	1	Southern Mississippi	0	1
Canisius	2	4	Illinois State	3	7	Niagara	1	0	Stephen F. Austin	1	1
Carleton	1	0	Illinois Wesleyan	4	3	North Carolina	1	2	Syracuse	2	2
Carnegie Tech	1	1	Indiana	6	7	North Carolina State	1	1	Temple	2	1
Carroll	2	2	Indiana Central	1	0	North Central	3	0	Tennessee Tech	3	1
Carthage	1	0	Indiana State	6	8	North Dakota	12	1	Texas A&M	0	2
Cathedral	1	0	Iona	2	1	North Dakota State	5	1	Texas A&M-Corpus Christi	2	0
Centenary	4	1	Iowa	3	4	Northeast Missouri State	1	0	Texas Christian	5	0
Central Michigan	2	3	Iowa Pre-Flight	1	1	Northern Illinois	16	16	Texas-El Paso	0	3
Central Normal	1	0	Iowa State	0	2	Northern Iowa	1	5	Toledo	12	16
Centre	2	0	Iowa Wesleyan	1	0	Northwestern	8	11	Trinity	1	0
Charlotte	0	1	IPFW	4	0	Northwestern Dental	1	0	Tulane	0	1
Chattanooga	2	0	IUPUI	1	0	Notre Dame	2	29	Tulsa	2	0
Chicago	6	4	John Carroll	15	2	Notre Dame Dental	1	0	UC Irvine	5	0
Chicago State	7	1	Kalamazoo	3	0	Notre Dame Frosh	1	0	UCLA	2	9
Chicago Teachers	8	0	Kansas	1	7	Oakland	1	1	UIC	13	29
Christian Brothers	1	0	Kansas State	4	2	Ohio	11	10	UMKC	3	1
Cincinnati	6	6	Kansas Wesleyan	1	0	Ohio State	0	4	Utah	2	0
CCNY	4	2	Kent State	3	1	Ohio Wesleyan	3	0	Valparaiso	32	9
Cleveland State	22	12	Kentucky	3	4	Oklahoma	0	2	Vanderbilt	3	0
Colby	1	0	Lake Forest	2	0	Oklahoma A&M	2	4	Vaughan Hospital	1	0
Colgate	1	0	Lane	1	0	Oklahoma City	11	3	Villanova	3	0
Collegian All-Stars	1	0	La Salle	0	5	Oklahoma State	2	4	Virginia	0	1
Colorado	2	4	Lawrence	0	1	Omaha	5	1	Washington (Mo.)	15	3
Colorado State	1	1	LeMoyn	1	0	Oral Roberts	14	10	Wayne State	4	0
Columbia	3	2	Lewis	6	2	Oregon	1	0	Western Illinois	2	1
Concordia	3	0	Lombard	4	3	Oregon State	1	0	Western Kentucky	0	2
Coppin State	1	1	Long Beach State	1	3	Pennsylvania	2	0	Western Michigan	53	40
Cornell	2	1	Long Island	3	3	Portland	4	1	Western Ontario	6	0
Crane	0	2	Loras	16	6	Princeton	1	0	Western Reserve	1	0
Creighton	11	5	Los Angeles State	1	0	Providence	0	2	Westminster (Mo.)	0	1
Cumberland	1	0	Louisiana-Lafayette	0	1	Puerto Rico-Mayaguez	1	1	Westminster (Pa.)	1	0
Davidson	0	1	Louisiana State	0	2	Purdue	3	9	Wheaton	10	2
Davis and Elkins	0	1	Louisville	2	4	Quigley Seminary	0	1	Whiting Owls	1	1
Dayton	15	33	Loyola Academy	0	1	Regis	0	1	Wichita State	9	18
Delaware	1	0	Loyola (La.)	4	1	Rice	0	1	William & Mary	2	0
Denver	6	3	Loyola (Md.)	1	0	Rider	2	0	Wilson Exmoors	0	1
DePaul	17	36	Loyola Marymount	3	4	Ripon	15	0	Windsor	4	0
Detroit	67	46	Luther	1	0	Robert Morris (Ill.)	2	0	Wisconsin	6	9
Drake	10	9	McHale Knights of Columbus	1	0	Rockhurst	0	1	Wisconsin State	1	0
Dubuque	1	0	MacMurray	1	0	Rose Polytech	1	1	Wright State	14	17
Duke	1	1	Maine	1	1	Rutgers	1	0	Wyoming	1	0
Duquesne	6	11	Manhattan	1	2	Sacramento State	0	1	Xavier	25	38
East Carolina	0	1	Marquette	35	46	St. Ambrose	5	3	Yale	1	0
Eastern Illinois	3	3	Marshall	6	2	St. Bede	2	0	Youngstown State	11	10
Eastern Kentucky	3	4	Maryland-Baltimore County	1	0	St. Bonaventure	3	2			
Eastern Michigan	1	1	Maryland-Eastern Shore	1	0	St. Francis (N.Y.)	0	1			

ALL-TIME RECORDS VS. OPPONENTS

ROCKHURST (0-1)

11-14-08 H L 79-86

ROSE POLYTECH (1-1)

2-2-24 H W 24-14
1924 A L 12-20

RUTGERS (1-0)

12-29-79 N W 98-87

SACRAMENTO STATE (0-1)

1-5-95 H L 56-68

ST. AMBROSE (5-3)

1929 H W 28-11
12-21-32 H W 16-15
2-9-33 A W 30-28
12-20-33 H W 24-22
2-12-34 A L 28-29
12-22-34 H L 16-22
2-14-35 A L 25-35
2-13-46 H W 64-45

ST. BEDE (2-0)

1-14-16 H W 50-11
1-14-21 A W 44-18

ST. BONAVENTURE (3-2)

2-23-37 A W 36-23
1-22-49 A W 48-34
2-4-50 A L 51-55
2-3-51 A W 58-50
2-2-52 A L 48-79

ST. FRANCIS (N.Y.) (0-1)

2-20-37 A L 39-41 (OT)

ST. FRANCIS (PA.) (0-1)

2-13-54 A L 70-86

ST. JARLATH AAU (1-0)

2-2-16 A W 54-26

ST. JOHN'S (MINN.) (10-0)

2-12-66 H W 106-77
12-11-67 H W 119-85
12-4-68 H W 90-63
12-1-69 H W 92-65
12-1-70 H W 68-56
12-2-71 H W 95-70
12-1-72 H W 85-51
11-30-73 H W 77-56
11-30-74 H W 75-58
11-30-76 H W 69-53

ST. JOHN'S (N.Y.) (7-8)

3-20-39 N W 51-46 (OT)
3-12-40 N L 27-43
12-14-46 A L 43-58
12-9-47 A W 61-43
1-8-48 A W 58-55
1-10-52 A W 68-64
1-10-53 A L 56-75
1-31-59 CS W 95-85 (20T)
1-30-60 CS L 59-74
2-7-61 A L 74-98
1-27-62 CS W 92-82

2-18-63 A W 70-47
2-8-64 A L 69-71
2-1-65 H L 87-92
11-25-08 A L 54-73

ST. JOHN'S (OHIO) (2-0)

3-12-26 A W 31-16
1-7-33 A W 35-15

ST. JOSEPH (IND.) (3-3)

1-15-16 H W 72-5
1-20-23 A L 13-30
2-3-23 H W 22-12
2-9-24 H W 28-9
3-1-24 A L 15-36
1943 H L 30-33

ST. JOSEPH (N.M.) (1-0)

12-21-65 H W 109-91

SAINT LOUIS (24-22)

1922 L 8-32
1-17-25 H L 11-23
1926 H W 18-17
2-4-26 H L 17-30
2-10-27 H W 33-6
3-5-27 A W 19-11
1-14-28 A W 26-21
2-4-28 H W 23-22
1929 A W 28-26 (OT)
1929 H W 21-20
2-10-34 A L 23-24
3-5-34 H W 29-26 (OT)
2-16-35 A L 32-40
3-1-35 H L 34-41
1-18-36 A L 18-19
2-7-36 H W 46-31
1-12-37 H W 47-21
1-25-43 H W 45-35
2-16-43 A L 39-44
2-24-64 H W 79-66
12-31-64 CS L 57-90
12-16-65 A W 74-73
2-13-67 H W 88-83
12-29-71 A L 62-87
1-22-83 H W 73-62
2-19-83 A W 66-62
1-23-84 A W 79-76
2-20-84 H W 75-64
1-21-85 H W 85-73
2-18-85 A W 52-43
1-27-86 H W 69-60
2-24-86 A L 70-79
1-26-87 A W 76-67 (OT)
2-23-87 H L 68-70
1-30-88 H L 78-80
3-2-88 A L 76-82
1-26-89 A L 61-74
2-23-89 H L 56-67
1-27-90 A L 53-62
3-1-90 H L 86-102 (OT)
3-8-90 N W 67-58
1-24-91 H W 102-71
2-21-91 A L 73-98
3-8-91 N L 78-89
11-29-06 H L 64-67
12-19-07 A L 43-60

ST. MARY'S (CALIF.) (3-1)

12-6-72 H W 92-88
12-28-00 H W 84-79
12-18-01 A W 72-70
12-29-03 A L 62-84

ST. MARY'S (ORCHARD LAKE, MINN.) (1-1)

1-12-27 A L 22-23
2-13-28 A W 26-16

ST. MARY'S (WINONA, MINN.) (7-1)

2-21-25 A L 28-36
1-11-26 H W 21-9
2-26-26 A W 21-12
2-8-27 H W 40-4
2-22-27 A W 39-14
12-9-69 H W 81-77
1-3-77 H W 87-74
12-29-07 H W 89-45

ST. MICHAEL'S (1-0)

1-9-57 H W 86-75

ST. NORBERT (5-1)

11-29-47 H W 90-50
2-19-62 H W 105-52
12-11-72 H W 91-79
11-6-73 H W 95-77
12-13-75 H L 71-80
11-27-76 H W 91-66

ST. PETER'S (2-1)

2-6-58 A L 63-92
11-26-96 A W 71-50
12-28-97 H W 66-59

ST. THOMAS (6-1)

1-18-26 H W 14-10
1-22-27 H W 27-6
2-21-27 A L 16-23
1-14-31 H W 27-8
2-9-39 H W 58-36
12-27-52 H W 75-44
12-6-69 H W 81-60

ST. VIATOR (5-6)

1-28-15 W 20-19
2-17-17 A L 9-29
1921 L 18-28
1-10-24 A W 16-13
2-20-24 H L 16-19
1-21-25 A L 15-25
2-24-25 H L 12-27
2-17-26 H W 24-20
1-18-27 H W 14-13
3-4-27 A L 23-28
2-21-38 H W 37-9

SAN DIEGO (1-1)

12-20-05 A L 57-90
11-20-06 H W 69-55

SAN FRANCISCO (1-3)

3-19-49 N L 47-48
12-15-56 CS L 48-67
12-16-67 N W 89-84
12-18-71 N L 73-87

SANTA CLARA (4-1)

1-4-39 H W 33-31
12-29-41 A W 57-52 (OT)
12-14-56 CS W 76-67
1-26-63 CS W 92-72
12-15-67 N L 88-91

SCRANTON (0-1)

2-18-41 A L 44-46

SEATTLE (1-1)

12-27-58 CS L 49-70
12-22-62 CS W 93-83

SETON HALL (1-3)

2-23-52 CS W 76-73
2-21-53 CS L 49-52
2-5-54 A L 60-72
2-11-56 A L 67-75

SIENA (1-0)

2-26-48 A W 42-41

SOUTH CAROLINA (0-2)

12-17-85 A L 66-71
12-6-86 H L 71-74

SOUTH DAKOTA (4-1)

2-21-38 A L 39-40
12-5-55 H W 74-68
12-5-61 H W 104-63
12-15-62 H W 105-58
12-16-63 H W 112-68

SOUTH DAKOTA STATE (5-0)

1-10-30 H W 37-11
12-22-54 H W 81-73
1-3-56 H W 77-63
12-10-57 H W 84-58
12-3-66 H W 119-58

SOUTHERN CALIFORNIA (0-1)

1-30-71 CS L 73-97

SOUTHERN ILLINOIS (2-0)

1-27-81 H W 93-59
12-18-81 N W 68-57

SOUTHERN ILLINOIS-EDWARDSVILLE (2-0)

2-24-75 H W 67-53
12-22-08 H W 89-65

SOUTHERN METHODIST (4-2)

12-26-38 N W 44-31
12-25-39 C L 34-38
12-6-46 A W 59-49
12-26-46 H L 53-62
12-27-71 N W 102-78
3-16-85 N W 70-57

SOUTHERN MISSISSIPPI (0-1)


12-21-97 N L 66-79

STEPHEN F. AUSTIN (1-1)


11-21-99 H W 78-58
11-19-00 A L 60-64

YEAR-BY-YEAR SCORING RECORDS

Year	Player	Pts.	Avg.	Year	Player	Pts.	Avg.	Year	Player	Pts.	Avg.
1946-47	Jack Kerris	420	14.5	1968-69	Walter Robertson	520	22.6	1990-91	Keith Gailles	657	25.3
1947-48	Jack Kerris	488	15.3	1969-70	Walter Robertson	435	18.1	1991-92	Keir Rogers	552	19.0
1948-49	Jack Kerris	469	15.1	1970-71	LaRue Martin	412	18.7	1992-93	Kerman Ali	362	14.1
1949-50	Ed Dawson	359	12.4	1971-72	LaRue Martin	411	19.5	1993-94	Vernell Brent	294	10.9
1950-51	Nick Kladis	454	15.7	1972-73	Nate Hayes	507	22.0	1994-95	Bernie Salthé	425	15.7
1951-52	Nick Kladis	442	17.6	1973-74	Tony Parker	445	17.1	1995-96	Derek Molis	403	14.9
1952-53	Elwood Sigwards	300	13.0	1974-75	Ralph Vallot	472	18.8	1996-97	Derek Molis	341	12.6
1953-54	Bill Palka	295	12.8	1975-76	Ralph Vallot	551	21.2	1997-98	Javan Goodman	504	16.8
1954-55	Art Schalk	381	15.8	1976-77	Tony Parker	337	17.7	1998-99	Javan Goodman	500	18.5
1955-56	Jack Carpenter	309	12.8	1977-78	Andre Wakefield	459	17.0	1999-00	Earl Brown	400	14.3
1956-57	Paul Krucker	377	15.7	1978-79	Larry Knight	580	21.5	2000-01	David Bailey	483	17.3
1957-58	Al Norville	434	18.0	1979-80	LeRoy Stampley	586	20.3	2001-02	David Bailey	651	21.7
1958-59	Clarence Red	487	20.3	1980-81	Darius Clemons	612	21.9	2002-03	David Bailey	552	18.4
1959-60	Clarence Red	371	16.9	1981-82	Wayne Sappleton	638	22.0	2003-04	Paul McMillan	493	17.0
1960-61	Jerry Harkness	520	22.6	1982-83	Alfredrick Hughes	744	25.7	2004-05	Blake Schilb	536	17.9
1961-62	Jerry Harkness	567	21.0	1983-84	Alfredrick Hughes	800	27.6	2005-06	Blake Schilb	574	19.1
1962-63	Jerry Harkness	662	21.4	1984-85	Alfredrick Hughes	868	26.3	2006-07	Blake Schilb	528	17.0
1963-64	Ron Miller	612	21.9	1985-86	Carl Golston	567	19.6	2007-08	J.R. Blount	469	15.1
1964-65	Jim Coleman	441	17.6	1986-87	Bernard Jackson	662	22.8	2008-09	J.R. Blount	450	14.1
1965-66	Billy Smith	451	18.8	1987-88	Gerald Hayward	756	26.1				
1966-67	Jim Tillman	569	24.7	1988-89	Keith Gailles	607	22.5				
1967-68	Jim Tillman	442	17.7	1989-90	Keith Gailles	762	26.3				




Eventual NBA first-round draft pick Larry Knight pumped in 21.5 points per game in 1978-79




Derek Molis was Loyola's leading scorer in consecutive seasons in the 1990s

YEAR-BY-YEAR REBOUNDING LEADERS

Year	Player	Reb.	Avg.	Year	Player	Reb.	Avg.	Year	Player	Reb.	Avg.
1953-54	Bill Palka	199	8.7	1973-74	Paul Cohen	330	12.7	1994-95	Bernie Salthe	169	6.3
1954-55	Art Schalk	271	11.2	1974-75	Ralph Vallot	213	8.5	1995-96	Javan Goodman	214	7.9
1955-56	Jack Carpenter	292	12.2	1975-76	Ralph Vallot	244	9.4	1996-97	Javan Goodman	204	7.6
1956-57	Art McZier	325	13.5	1976-77	John Hunter	240	9.2	1997-98	Javan Goodman	252	8.4
1957-58	Art McZier	360	15.7	1977-78	Larry Knight	343	12.7	1998-99	Javan Goodman	238	8.8
1958-59	Clarence Red	402	16.8	1978-79	Larry Knight	386	14.3	1999-00	Schin Kerr	140	5.0
1959-60	Clarence Red	243	11.0	1979-80	Kevin Sprewer	283	9.8	2000-01	Schin Kerr	175	6.3
1960-61	Clarence Red	243	10.6	1980-81	Wayne Sappleton	374	13.4	2001-02	Ryan Blankson	304	10.1
1961-62	Vic Rouse	294	11.3	1981-82	Wayne Sappleton	376	13.0	2002-03	Paul McMillan	279	9.0
1962-63	Vic Rouse	375	12.1	1982-83	Chris Rogers	269	9.3	2003-04	Paul McMillan	215	7.4
1963-64	Les Hunter	427	15.3	1983-84	Alfredrick Hughes	237	8.2	2004-05	Blake Schilb	164	5.5
1964-65	Frank Perez	233	9.3	1984-85	Andre Moore	300	10.3	2005-06	Leon Young	217	7.2
1965-66	Billy Smith	319	13.3	1985-86	Andre Moore	268	9.9	2006-07	Andy Polka	230	7.2
1966-67	Corky Bell	270	11.7	1986-87	Andre Moore	360	12.4	2007-08	Andy Polka	207	6.7
1967-68	Corky Bell	242	9.2	1987-88	Kenny Miller	395	13.6	2008-09	Leon Young	99	5.0
1968-69	Billy Moody	208	9.0	1988-89	Keith Gailles	206	7.6				
	Wade Fuller	206	9.0	1989-90	Keir Rogers	249	8.6				
1969-70	LaRue Martin	346	14.4	1990-91	Eric Dolezal	179	6.2				
1970-71	LaRue Martin	387	17.6	1991-92	Keir Rogers	209	7.2				
1971-72	LaRue Martin	329	15.7	1992-93	Kerman Ali	174	6.4				
1972-73	Paul Cohen	317	13.8	1993-94	Marlon Burton	114	5.7				



LaRue Martin led the Ramblers in rebounding for three straight seasons, 1969-72



With 15.7 rebounds in 1957-58, Art McZier paced a Loyola team that posted a 16-8 record

YEAR-BY-YEAR LEADERS

ASSISTS

(based on total assists, kept since 1977-78)

Year	Player	Total	Avg.
1977-78	Andre Wakefield	140	5.2
1978-79	Dan Bush	106	4.2
1979-80	Dan Bush	125	4.3
1980-81	Darius Clemons	218	7.8
1981-82	Darius Clemons	287	9.9
1982-83	n/a	n/a	n/a
1983-84	Carl Golston	168	5.8
1984-85	Carl Golston	305	9.2
1985-86	Carl Golston	176	6.1
1986-87	Keith Carter	146	5.0
1987-88	Keith Carter	165	5.7
1988-89	Keith Carter	157	5.6
1989-90	Don Sobczak	113	3.9
1990-91	Don Sobczak	119	4.1
1991-92	Don Sobczak	117	4.0
1992-93	Chris Wilburn	128	4.7
1993-94	Vernell Brent	157	5.8
1994-95	Chris Wilburn	119	4.4
1995-96	Theodis Owens	139	5.3
1996-97	Charles Smith	81	3.0
1997-98	Earl Brown	169	5.6
1998-99	Earl Brown	134	5.0
1999-00	David Bailey	114	4.1
2000-01	David Bailey	170	6.1
2001-02	David Bailey	138	4.6
2002-03	David Bailey	158	5.3
2003-04	Blake Schilb	68	2.5
2004-05	Blake Schilb	120	4.0
2005-06	Blake Schilb	118	3.9
2006-07	Blake Schilb	124	4.0
2007-08	J.R. Blount	82	2.6
2008-09	J.R. Blount	104	3.3

STEALS

(based on total steals, kept since 1977-78)

Year	Player	Total	Avg.
1977-78	n/a	n/a	n/a
1978-79	n/a	n/a	n/a
1979-80	n/a	n/a	n/a
1980-81	Darius Clemons	63	2.3
1981-82	Darius Clemons	35	1.2
1982-83	n/a	n/a	n/a
1983-84	Alfredrick Hughes	49	1.7
1984-85	Andre Battle	64	1.9
1985-86	Bernard Jackson	46	2.2
1986-87	Bernard Jackson	42	1.4
1987-88	Keith Carter	33	1.1
1988-89	Keir Rogers	62	2.2
1989-90	Keir Rogers	85	2.9
1990-91	Hunter Atkins	54	2.2
1991-92	Keir Rogers	66	2.3
1992-93	Vernell Brent	74	2.8
1993-94	Vernell Brent	52	1.9
1994-95	Chris Wilburn	43	1.6
1995-96	Charles Smith	45	1.7
1996-97	Charles Smith	42	1.6
1997-98	Earl Brown	67	2.2
1998-99	Earl Brown	52	1.9

1999-00	Earl Brown	46	1.6
2000-01	David Bailey	41	1.5
2001-02	David Bailey	54	1.8
2002-03	David Bailey	49	1.6
2003-04	Louis Smith	41	1.4
2004-05	Blake Schilb	52	1.7
2005-06	Majak Kou	47	1.6
2006-07	Blake Schilb	41	1.3
2007-08	J.R. Blount	38	1.2
2008-09	Justin Cerasoli	66	2.1

BLOCKS

(based on total blocks)

Year	Player	Total	Avg.
1980-81	Wayne Sappleton	27	0.9
1981-82	Wayne Sappleton	36	1.2
	Chris Rogers	36	1.2
1982-83	n/a	n/a	n/a
1983-84	Greg Williams	12	0.4
1984-85	Andre Moore	66	2.3
1985-86	Andre Moore	44	1.6
1986-87	Andre Moore	66	2.3
1987-88	Kenny Miller	39	1.3
1988-89	Chris Funchess	10	0.4
	Keir Rogers	10	0.4
1989-90	Keir Rogers	21	0.7
1990-91	Kerman Ali	18	0.6
	Bernie Salthe	18	0.6
1991-92	Grant Moehring	13	0.4
1992-93	Bernie Salthe	18	0.7
1993-94	Bernie Salthe	51	1.9
1994-95	Bernie Salthe	61	2.3
1995-96	Javan Goodman	20	0.7
1996-97	Jaja Richards	38	1.4
1997-98	Javan Goodman	27	0.9
1998-99	Javan Goodman	22	0.8
1999-00	Brad Tice	24	0.9
2000-01	Corey Minnifield	23	0.9
2001-02	Jonathan Freeman	20	0.7
2002-03	Demetrius Williams	55	1.8
2003-04	Louis Smith	39	1.3
2004-05	Tyrelle Blair	50	1.7
2005-06	Majak Kou	45	1.5
2006-07	Majak Kou	26	0.8
2007-08	Tracy Robinson	25	0.8
2008-09	Darrin Williams	39	1.2

FIELD GOAL PERCENTAGE

(minimum 100 attempts)

Year	Player	FG-FGA	Pct.
1959-60	Clarence Red	140-351	.399
1960-61	Jerry Harkness	185-372	.497
1961-62	Les Hunter	137-278	.493
1962-63	Les Hunter	206-389	.530
1963-64	Les Hunter	227-459	.496
1964-65	Billy Smith	91-186	.489
1965-66	Corky Bell	173-362	.478
1966-67	Jim Tillman	225-471	.478
1967-68	Jim Tillman	189-355	.532
1968-69	Bill Baumgartner	86-181	.475
1969-70	LaRue Martin	168-332	.506

YEAR-BY-YEAR LEADERS

1970-71	Bill Moody	73-174	.420	1977-78	Rob Floyd	52-71	.732
1971-72	Paul Cohen	62-138	.449	1978-79	Tim Shaw	46-57	.807
1972-73	Ernie Lewis	101-220	.459	1979-80	LeRoy Stampley	122-145	.841
1973-74	Tony Parker	199-400	.499	1980-81	Darius Clemons	178-231	.771
1974-75	Ralph Vallot	232-483	.480	1981-82	Wayne Sappleton	162-220	.736
1975-76	Tad Dufelmeier	128-268	.478	1982-83	n/a	n/a	n/a
1976-77	Tony Parker	147-291	.505	1983-84	Carl Golston	128-146	.877
1977-78	Rodney Callahan	120-248	.484	1984-85	Carl Golston	114-143	.797
1978-79	Larry Knight	239-436	.548	1985-86	Carl Golston	103-126	.817
1979-80	Kevin Sprewer	190-347	.548	1986-87	Keith Carter	69-90	.767
1980-81	Wayne Sappleton	203-405	.501	1987-88	Gerald Hayward	121-179	.676
1981-82	Wayne Sappleton	238-443	.537	1988-89	Chris Funchess	64-78	.821
1982-83	n/a	n/a	n/a	1989-90	Keir Rogers	125-154	.812
1983-84	Andre Battle	108-211	.512	1990-91	Keith Gales	133-171	.778
1984-85	Andre Moore	139-260	.535	1991-92	Grant Moehring	93-122	.762
1985-86	Ivan Young	92-168	.548	1992-93	Kerman Ali	116-161	.720
1986-87	Gerald Hayward	90-164	.549	1993-94	Joe Estes	40-54	.741
1987-88	Kenny Miller	172-289	.595	1994-95	Joe Estes	38-53	.717
1988-89	Antowne Johnson	95-190	.500	1995-96	Theodis Owens	51-67	.761
1989-90	Keir Rogers	166-347	.478	1996-97	Donyale Bush	68-94	.723
1990-91	Kerman Ali	96-170	.565	1997-98	Earl Brown	86-111	.775
1991-92	Kerman Ali	133-226	.588	1998-99	Chris Williams	64-86	.744
1992-93	Kerman Ali	133-245	.543	1999-00	Chris Williams	61-73	.836
1993-94	Darrin Jenkins	105-188	.559	2000-01	David Bailey	106-146	.726
1994-95	Bernie Salthe	151-290	.521	2001-02	Jonathan Freeman	45-58	.776
1995-96	Donyale Bush	117-203	.576	2002-03	David Bailey	137-168	.815
1996-97	Jaja Richards	63-105	.600	2003-04	Paul McMillan	108-148	.730
1997-98	Donyale Bush	124-225	.551	2004-05	Blake Schilb	91-111	.820
1998-99	Javan Goodman	188-416	.452	2005-06	Leon Young	118-141	.837
1999-00	Silvije Turkovic	82-150	.547	2006-07	Blake Schilb	117-137	.854
2000-01	Ryan Blankson	65-126	.516	2007-08	Leon Young	85-111	.766
2001-02	Ryan Blankson	94-191	.492	2008-09	Justin Cerasoli	47-50	.940
2002-03	Demetrius Williams	109-189	.577				
2003-04	Demetrius Williams	96-187	.513				
2004-05	Blake Schilb	196-390	.503				
2005-06	Leon Young	97-196	.495				
2006-07	Leon Young	78-147	.531				
2007-08	Leon Young	63-120	.525				
2008-09	Darrin Williams	94-183	.514				

FREE THROW PERCENTAGE

(minimum 50 attempts)










Year	Player	FT-FTA	Pct.
1959-60	Jim Mini	85-111	.766
1960-61	Jim Mini	89-108	.824
1961-62	Vic Rouse	85-109	.780
1962-63	John Egan	146-185	.789
1963-64	Jim Coleman	64-83	.771
1964-65	Jim Coleman	111-151	.735
1965-66	Billy Smith	143-193	.741
1966-67	Bill Baumgartner	64-71	.901
1967-68	Doug Wardlaw	42-55	.764
1968-69	Bill Baumgartner	47-62	.758
1969-70	Walter Robertson	83-112	.741
1970-71	Rich Ford	58-76	.763
1971-72	LaRue Martin	93-114	.815
1972-73	Nate Hayes	101-123	.829
1973-74	Tony Parker	47-69	.681
1974-75	Tony Parker	65-88	.739
1975-76	Tad Dufelmeier	71-80	.888
1976-77	Tad Dufelmeier	59-73	.808

THREE-POINT FIELD GOAL PERCENTAGE

(minimum 30 attempts)

Year	Player	3FG-FGA	Pct.
1986-87	Bryan Boyle	16-38	.421
1987-88	Gerald Hayward	39-111	.351
1988-89	Gerald Hayward	14-37	.378
1989-90	Brian Wolf	42-97	.433
1990-91	Hunter Atkins	50-125	.400
1991-92	Don Sobczak	29-58	.500
1992-93	Lamont Nelson	19-38	.500
1993-94	Lamont Nelson	23-53	.434
1994-95	Matt Jung	17-36	.436
1995-96	Joe Estes	15-40	.375
1996-97	Derek Molis	75-186	.403
1997-98	Mike Hare	40-93	.430
1998-99	Javan Goodman	45-112	.402
1999-00	Earl Brown	55-141	.390
2000-01	Terry Grant	15-41	.366
2001-02	Kevin Clancy	30-90	.333
2002-03	Vasilis Tsimpliaridis	17-41	.415
2003-04	Terrance Whifers	25-76	.329
2004-05	Majak Kou	48-128	.375
2005-06	Tracy Robinson	15-32	.469
2006-07	Tom Levin	14-31	.452
2007-08	Justin Cerasoli	25-72	.347
2008-09	Jordan Hicks	17-41	.415


1,000 POINT CLUB

1	Alfredrick Hughes (2,914) 1981-85		Season	G	FGM	FGA	PCT	FTM	FTA	PCT	PTS	AVG
			1981-82	29	216	538	.401	70	109	.642	502	17.3
			1982-83	29	318	711	.447	108	188	.575	744	25.7
			1983-84	29	326	655	.498	148	209	.708	800	27.6
			1984-85	33	366	756	.484	136	195	.697	868	26.3
TOTALS	120	1226	2660	.461	462	701	.659	2914	24.3			
2	Keith Gailes (2,025) 1988-91		Season	G	FGM	FGA	PCT	FTM	FTA	PCT	PTS	AVG
			1988-89	27	234	508	.461	115	152	.757	606	22.5
			1989-90	29	272	646	.421	148	187	.791	762	26.3
			1990-91	26	237	533	.445	133	171	.778	657	25.3
			TOTALS	82	743	1687	.440	396	510	.776	2025	24.7
3	David Bailey (1,933) 1999-2003		Season	G	FGM	FGA	PCT	FTM	FTA	PCT	PTS	AVG
			1999-00	28	77	204	.377	75	96	.781	247	8.8
			2000-01	28	167	384	.435	106	146	.726	483	17.3
			2001-02	30	224	519	.432	149	200	.745	651	21.7
			2002-03	30	182	503	.362	137	168	.815	552	18.4
TOTALS	116	650	1610	.404	467	610	.766	1933	16.7			
4	Blake Schilb (1,879) 2003-07		Season	G	FGM	FGA	PCT	FTM	FTA	PCT	PTS	AVG
			2003-04	27	93	201	.463	25	40	.625	241	8.9
			2004-05	30	196	390	.503	91	111	.820	536	17.9
			2005-06	30	192	412	.466	122	147	.830	574	19.1
			2006-07	31	179	396	.452	117	137	.854	528	17.0
TOTALS	118	660	1399	.472	355	435	.816	1879	15.9			
5	Jerry Harkness (1,749) 1960-63		Season	G	FGM	FGA	PCT	FTM	FTA	PCT	PTS	AVG
			1960-61	23	185	372	.497	150	198	.756	520	22.6
			1961-62	27	202	438	.461	163	229	.712	567	21.0
			1962-63	31	244	484	.504	174	240	.725	662	21.4
			TOTALS	81	631	1294	.488	487	667	.730	1749	21.6
6	Carl Golston (1,625) 1983-86		Season	G	FGM	FGA	PCT	FTM	FTA	PCT	PTS	AVG
			1983-84	29	221	458	.483	128	146	.877	570	19.7
			1984-85	33	187	396	.472	114	143	.797	488	14.8
			1985-86	29	232	534	.434	103	126	.817	567	19.6
			TOTALS	91	640	1388	.461	345	415	.831	1625	17.9
7	Darius Clemons (1,610) 1979-82		Season	G	FGM	FGA	PCT	FTM	FTA	PCT	PTS	AVG
			1978-79	26	71	146	.486	32	54	.593	174	6.7
			1979-80	29	173	375	.461	105	145	.724	451	15.6
			1980-81	28	217	468	.464	178	231	.771	612	21.9
			1981-82	29	136	294	.462	101	140	.721	373	12.9
TOTALS	112	597	1283	.465	416	570	.730	1610	14.4			
8	Tony Parker (1,605) 1973-77		Season	G	FGM	FGA	PCT	FTM	FTA	PCT	PTS	AVG
			1973-74	26	199	400	.499	47	69	.681	445	17.1
			1974-75	25	188	420	.448	65	88	.739	441	17.6
			1975-76	22	148	325	.455	86	130	.662	382	17.4
			1976-77	19	147	291	.505	43	71	.605	337	17.7
TOTALS	92	682	1436	.475	241	358	.673	1605	17.4			
9	J.R. Blount (1,603) 2005-09		Season	G	FGM	FGA	PCT	FTM	FTA	PCT	PTS	AVG
			2005-06	24	84	183	.459	91	131	.695	271	11.3
			2006-07	32	127	311	.408	126	175	.720	413	12.9
			2007-08	31	163	421	.387	116	162	.716	469	15.1
			2008-09	32	160	417	.384	119	182	.654	450	14.1
TOTALS	119	534	1332	.401	452	650	.695	1603	13.5			

1,000 POINT CLUB

10

Javan Goodman
(1,564)
1995-99



Season	G	FGM	FGA	PCT	FTM	FTA	PCT	PTS	AVG
1995-96	27	106	210	.505	41	60	.683	264	9.8
1996-97	27	120	246	.488	46	69	.667	296	11.0
1997-98	30	200	431	.464	96	150	.640	504	16.8
1998-99	27	188	416	.452	79	121	.653	500	18.5
TOTALS	111	614	1303	.471	262	400	.655	1564	14.1

11


Jack Kerris
(1,556)
1945-49



Season	G	FGM	FGA	PCT	FTM	FTA	PCT	PTS	AVG
1945-46	n/a	n/a	n/a	n/a	n/a	n/a	n/a	179	n/a
1946-47	29	154	n/a	n/a	80	112	.714	420	14.5
1947-48	32	186	n/a	n/a	116	209	.555	488	15.3
1948-49	31	175	382	.458	119	206	.577	469	15.1
TOTALS	n/a	n/a	n/a	n/a	n/a	n/a	n/a	1556	n/a

12

Leslie Hunter
(1,472)
1961-64



Season	G	FGM	FGA	PCT	FTM	FTA	PCT	PTS	AVG
1961-62	27	137	278	.493	72	112	.643	346	12.8
1962-63	31	206	389	.530	114	156	.750	526	17.0
1963-64	28	227	459	.496	146	224	.652	600	21.4
TOTALS	86	570	1126	.506	332	492	.675	1472	17.1

13

Keir Rogers
(1,433)
1987-92



Season	G	FGM	FGA	PCT	FTM	FTA	PCT	PTS	AVG
1987-88	26	34	69	.493	10	17	.588	81	3.1
1988-89	28	116	257	.451	57	73	.781	300	10.7
1989-90	29	166	347	.478	125	154	.812	482	16.6
1990-91*	1	8	15	.533	2	3	.667	18	18.0
1991-92	29	201	361	.557	129	205	.629	552	19.0
TOTALS	113	525	1049	.500	323	452	.715	1433	12.7

*red-shirt season

14

Andre Battle
(1,432)
1981-85



Season	G	FGM	FGA	PCT	FTM	FTA	PCT	PTS	AVG
1981-82	24	89	198	.479	7	14	.500	185	7.7
1982-83	19	143	304	.470	55	74	.743	341	11.8
1983-84	14	108	211	.512	21	30	.700	237	16.9
1984-85	33	286	580	.493	97	130	.746	669	20.3
TOTALS	90	626	1293	.484	180	248	.726	1432	15.9

15

Andre Moore
(1,400)
1984-87



Season	G	FGM	FGA	PCT	FTM	FTA	PCT	PTS	AVG
1984-85	29	139	260	.535	42	56	.750	320	11.0
1985-86	27	201	381	.528	80	112	.714	482	17.9
1986-87	29	257	509	.505	84	123	.683	598	20.6
TOTALS	85	597	1150	.519	206	291	.708	1400	16.5

16

Wayne Sappleton
(1,373)
1978-82



Season	G	FGM	FGA	PCT	FTM	FTA	PCT	PTS	AVG
1978-79	7	3	9	.333	1	3	.333	7	1.0
1979-80	29	78	153	.510	40	58	.690	196	6.6
1980-81	28	203	405	.501	126	174	.724	532	19.0
1981-82	29	238	443	.537	162	220	.736	638	22.0
TOTALS	93	522	1010	.517	329	455	.723	1373	14.8

17

John Egan
(1,315)
1961-64



Season	G	FGM	FGA	PCT	FTM	FTA	PCT	PTS	AVG
1961-62	27	132	342	.386	106	138	.768	370	13.7
1962-63	31	140	388	.361	146	185	.789	426	13.7
1963-64	28	182	463	.393	155	211	.735	519	18.5
TOTALS	86	454	1193	.381	407	534	.762	1315	15.3

18

Ron Miller
(1,299)
1961-64



Season	G	FGM	FGA	PCT	FTM	FTA	PCT	PTS	AVG
1961-62	27	109	245	.445	58	77	.753	276	10.2
1962-63	31	170	419	.406	71	102	.696	411	13.3
1963-64	28	241	511	.472	130	169	.769	612	21.9
TOTALS	86	520	1175	.443	259	348	.744	1299	15.1

1,000 POINT CLUB

19


Walter Robertson
(1,297)
1967-70



Season	G	FGM	FGA	PCT	FTM	FTA	PCT	PTS	AVG
1967-68	25	135	281	.480	72	106	.679	342	13.7
1968-69	23	198	483	.410	124	169	.734	520	22.6
1969-70	24	176	446	.395	83	112	.741	435	18.1
TOTALS	72	509	1210	.421	279	387	.721	1297	18.0

20

Gerald Hayward
(1,264)
1985-89



Season	G	FGM	FGA	PCT	FTM	FTA	PCT	PTS	AVG
1985-86	14	24	56	.429	11	26	.423	59	4.2
1986-87	28	90	164	.549	45	71	.634	225	9.0
1987-88	29	298	633	.471	121	179	.676	756	26.1
1988-89	10	94	196	.480	14	37	.378	224	22.4
TOTALS	81	506	1049	.482	191	313	.610	1264	15.6

21

Majak Kou
(1,233)
2003-07



Season	G	FGM	FGA	PCT	FTM	FTA	PCT	PTS	AVG
2003-04	18	50	142	.352	15	24	.625	142	7.9
2004-05	29	108	244	.443	42	59	.712	306	10.6
2005-06	30	145	322	.450	43	61	.705	384	12.8
2006-07	31	149	321	.464	63	88	.716	401	12.9
TOTALS	108	452	1029	.449	163	232	.703	1233	11.4

22


LaRue Martin
(1,222)
1969-72



Season	G	FGM	FGA	PCT	FTM	FTA	PCT	PTS	AVG
1969-70	24	168	332	.506	63	100	.630	399	16.6
1970-71	22	166	406	.408	80	127	.630	412	18.7
1971-72	21	159	359	.443	93	114	.815	411	19.5
TOTALS	67	493	1097	.449	236	341	.692	1222	18.2

23

Keith Carter
(1,171)
1984-89



Season	G	FGM	FGA	PCT	FTM	FTA	PCT	PTS	AVG
1984-85*	4	0	4	.000	5	8	.625	5	1.3
1985-86	16	9	30	.300	17	26	.654	35	2.2
1986-87	29	132	312	.423	69	90	.767	378	13.0
1987-88	29	119	361	.330	55	82	.671	328	11.3
1988-89	29	158	410	.385	88	127	.693	435	15.0
TOTALS	107	418	1117	.374	234	333	.703	1176	11.0

*red-shirt season

24

Vic Rouse
(1,169)
1961-64



Season	G	FGM	FGA	PCT	FTM	FTA	PCT	PTS	AVG
1961-62	26	137	351	.390	85	109	.780	359	13.8
1962-63	31	169	418	.404	81	111	.730	419	13.5
1963-64	25	160	332	.482	71	115	.617	391	15.6
TOTALS	82	466	1101	.423	237	335	.707	1169	14.3

25

Jim Tillman
(1,168)
1965-68



Season	G	FGM	FGA	PCT	FTM	FTA	PCT	PTS	AVG
1965-66	25	68	145	.469	21	42	.500	157	6.3
1966-67	23	225	471	.478	119	173	.688	569	24.7
1967-68	25	189	355	.532	64	91	.703	442	17.7
TOTALS	73	482	971	.496	204	306	.667	1168	16.0

26

Corky Bell
(1,148)
1965-68



Season	G	FGM	FGA	PCT	FTM	FTA	PCT	PTS	AVG
1965-66	25	173	362	.478	70	95	.737	416	16.6
1966-67	23	149	316	.472	74	106	.698	372	16.2
1967-68	25	141	280	.504	78	110	.709	360	14.4
TOTALS	73	463	958	.483	222	311	.714	1148	15.7

27


Kerman Ali
(1,142)
1990-94



Season	G	FGM	FGA	PCT	FTM	FTA	PCT	PTS	AVG
1990-91	29	96	170	.565	52	82	.634	244	8.4
1991-92	26	133	226	.588	50	85	.588	316	12.2
1992-93	27	133	245	.543	116	161	.720	382	14.1
1993-94	13	78	150	.520	61	84	.726	220	16.9
TOTALS	95	440	791	.556	279	412	.677	1162	12.2

1,000 POINT CLUB

28 Bernard Jackson
(1,136)
1985-87



Season	G	FGM	FGA	PCT	FTM	FTA	PCT	PTS	AVG
1985-86	29	203	412	.493	68	93	.731	474	16.3
1986-87	29	242	531	.456	141	186	.758	662	22.8
TOTALS	58	445	943	.472	209	279	.749	1136	19.6

29 Clarence Red
(1,106)
1958-61



Season	G	FGM	FGA	PCT	FTM	FTA	PCT	PTS	AVG
1958-59	24	190	412	.461	107	158	.677	487	20.3
1959-60	22	140	351	.399	91	119	.765	371	16.9
1960-61	23	95	214	.443	58	84	.690	248	10.8
TOTALS	69	425	977	.435	256	361	.709	1106	16.0

30 Earl Brown
(1,074)
1996-2000



Season	G	FGM	FGA	PCT	FTM	FTA	PCT	PTS	AVG
1996-97	21	35	104	.337	34	38	.895	112	5.3
1997-98	30	101	283	.357	88	113	.779	310	10.3
1998-99	27	100	230	.435	37	52	.712	254	9.4
1999-00	28	147	325	.452	51	63	.810	400	14.3
TOTALS	106	383	942	.407	210	266	.788	1076	10.2

31 Nick Kladis
(1,046)
1949-52



Season	G	FGM	FGA	PCT	FTM	FTA	PCT	PTS	AVG
1949-50	28	57	n/a	n/a	36	63	.571	150	5.4
1950-51	29	167	538	.310	120	190	.631	454	15.7
1951-52	25	167	466	.358	108	161	.670	442	17.7
TOTALS	82	391	n/a	n/a	264	414	.638	1046	12.8

32 Eric Dolezal
(1,046)
1990-93




Season	G	FGM	FGA	PCT	FTM	FTA	PCT	PTS	AVG
1990-91	29	135	281	.480	74	119	.622	361	12.4
1991-92	29	125	256	.488	85	128	.664	346	11.9
1992-93	27	138	292	.473	54	94	.574	339	12.6
TOTALS	85	398	829	.480	213	341	.625	1046	12.3

33 Wade Fuller
(1,040)
1967-70




Season	G	FGM	FGA	PCT	FTM	FTA	PCT	PTS	AVG
1967-68	25	120	253	.474	39	59	.661	279	11.2
1968-69	23	171	391	.438	47	77	.610	389	16.9
1969-70	24	165	416	.397	42	86	.488	372	15.5
TOTALS	72	456	1060	.430	128	222	.577	1040	14.4

34 Jim Coleman
(1,026)
1963-66



Season	G	FGM	FGA	PCT	FTM	FTA	PCT	PTS	AVG
1963-64	27	69	152	.454	64	83	.771	202	7.5
1964-65	25	165	357	.462	111	151	.735	441	17.6
1965-66	24	154	329	.468	75	109	.688	383	16.0
TOTALS	76	388	838	.463	250	343	.729	1026	13.5

35 Ralph Vallot
(1,023)
1974-76



Season	G	FGM	FGA	PCT	FTM	FTA	PCT	PTS	AVG
1974-75	25	232	483	.480	8	17	.471	472	18.8
1975-76	26	254	533	.477	43	61	.705	551	21.2
TOTALS	51	486	1016	.478	51	78	.654	1023	20.1

36 Ed Earle
(1,018)
1946-50



Season	G	FGM	FGA	PCT	FTM	FTA	PCT	PTS	AVG
1946-47	26	60	n/a	n/a	30	55	.545	150	5.8
1947-48	34	124	n/a	n/a	47	86	.547	295	8.7
1948-49	29	112	311	.360	50	69	.724	274	9.4
1949-50	30	108	n/a	n/a	83	130	.638	299	10.0
TOTALS	119	404	n/a	n/a	210	340	.618	1018	8.6

37 Paul Sheedy
(1,000)
1956-59



Season	G	FGM	FGA	PCT	FTM	FTA	PCT	PTS	AVG
1956-57	24	84	244	.344	78	136	.573	246	10.2
1957-58	n/a	n/a	n/a	n/a	n/a	n/a	n/a	312	n/a
1958-59	24	172	422	.408	98	144	.681	442	18.4
TOTALS	n/a	n/a	n/a	n/a	n/a	n/a	n/a	1000	n/a

500-REBOUND CLUB

1


LaRue Martin
(1,062)
1969-72



Season	G	Rebounds	Avg.
1969-70	24	346	14.4
1970-71	22	387	17.6
1971-72	21	329	15.7
Totals	67	1,062	15.9

2


Leslie Hunter
(1,017)
1961-64



Season	G	Rebounds	Avg.
1961-62	27	236	8.7
1962-63	31	354	11.4
1963-64	28	427	15.3
Totals	86	1,017	11.8

3

Alfredrick Hughes
(982)
1981-85



Season	G	Rebounds	Avg.
1981-82	29	177	6.1
1982-83	29	254	8.8
1983-84	29	237	8.2
1984-85	33	314	9.5
Totals	120	982	8.2

4


Vic Rouse
(982)
1961-64



Season	G	Rebounds	Avg.
1961-62	26	294	11.3
1962-63	31	375	12.1
1963-64	25	313	12.5
Totals	82	982	12.0

5


Wayne Sappleton
(977)
1978-82



Season	G	Rebounds	Avg.
1978-79	7	8	1.1
1979-80	29	219	7.6
1980-81	28	374	13.4
1981-82	29	376	13.0
Totals	93	977	10.5

6


Andre Moore
(928)
1984-87



Season	G	Rebounds	Avg.
1984-85	29	300	10.3
1985-86	27	268	9.9
1986-87	29	360	12.4
Totals	85	928	10.9

7

Javan Goodman
(908)
1995-99



Season	G	Rebounds	Avg.
1995-96	27	214	7.9
1996-97	27	204	7.6
1997-98	30	252	8.4
1998-99	27	238	8.8
Totals	111	908	8.2

8

Clarence Red
(888)
1958-61



Season	G	Rebounds	Avg.
1958-59	24	402	16.8
1959-60	22	243	11.0
1960-61	23	243	10.6
Totals	69	888	12.9

9

Art McZier
(841)
1955-58



Season	G	Rebounds	Avg.
1955-56	23	156	6.8
1956-57	24	325	13.5
1957-58	23	360	15.7
Totals	70	841	12.0

500-REBOUND CLUB

10

Paul Cohen
(764)
1971-74



Season	G	Rebounds	Avg.
1971-72	22	117	5.3
1972-73	23	317	13.8
1973-74	26	330	12.7
Totals	71	764	10.8

11

Corky Bell
(738)
1965-68



Season	G	Rebounds	Avg.
1965-66	25	226	9.0
1966-67	23	270	11.7
1967-68	25	242	9.7
Totals	73	738	10.1

12

Larry Knight
(729)
1977-79



Season	G	Rebounds	Avg.
1977-78	27	343	12.7
1978-79	27	386	14.3
Totals	54	729	13.5

13


Keir Rogers
(700)
1987-92



Season	G	Rebounds	Avg.
1987-88	26	49	1.9
1988-89	28	189	6.8
1989-90	29	249	8.6
1990-91	1	4	4.0
1991-92	29	209	7.2
Totals	113	700	6.2

14

Jim DeWulf
(682)
1955-58



Season	G	Rebounds	Avg.
1955-56	23	250	10.9
1956-57	24	290	12.1
1957-58	12	142	11.8
Totals	59	682	11.6

15

Houston Lloyd
(681)
1975-78



Season	G	Rebounds	Avg.
1975-76	26	223	8.6
1976-77	26	226	8.7
1977-78	27	232	8.6
Totals	29	681	8.6

16


Jerry Harkness
(668)
1960-63



Season	G	Rebounds	Avg.
1960-61	23	198	8.6
1961-62	27	234	8.7
1962-63	31	236	7.6
Totals	81	668	8.2

17


Tony Parker
(636)
1973-77



Season	G	Rebounds	Avg.
1973-74	26	197	7.6
1974-75	25	162	6.5
1975-76	22	165	7.5
1976-77	19	112	5.9
Totals	92	636	6.9

18

Kevin Sprewer
(636)
1978-81



Season	G	Rebounds	Avg.
1978-79	27	211	7.8
1979-80	29	283	9.8
1980-81	12	142	11.8
Totals	68	636	9.4

500-REBOUND CLUB

19

Blake Schilb
(600)
2003-07



Season	G	Rebounds	Avg.
2003-04	27	119	4.4
2004-05	30	164	5.5
2005-06	30	156	5.2
2006-07	31	161	5.2
Totals	118	600	5.1

20

Wade Fuller
(588)
1967-70



Season	G	Rebounds	Avg.
1967-68	25	164	6.6
1968-69	23	206	9.0
1969-70	24	218	9.1
Totals	72	588	8.2

21

Kerman Ali
(575)
1990-94



Season	G	Rebounds	Avg.
1990-91	29	166	5.7
1991-92	26	165	6.3
1992-93	27	174	6.4
1993-94	13	70	5.4
Totals	95	575	6.1

22

Donyale Bush
(568)
1995-98



Season	G	Rebounds	Avg.
1995-96	26	161	6.2
1996-97	27	181	6.7
1997-98	30	226	7.5
Totals	83	568	6.8

23

Jim Tillman
(564)
1965-68



Season	G	Rebounds	Avg.
1965-66	25	102	4.1
1966-67	23	260	11.3
1967-68	25	202	8.1
Totals	73	564	7.7

24

Leon Young
(562)
2005-09



Season	G	Rebounds	Avg.
2005-06	30	217	7.2
2006-07	26	145	5.6
2007-08	20	101	5.1
2008-09	20	99	5.0
Totals	96	562	5.9

25


Al Norville
(550)
1956-59



Season	G	Rebounds	Avg.
1956-57	24	239	10.0
1957-58	24	192	8.0
1958-59	14	119	8.5
Totals	62	550	8.9

26

Ron Miller
(545)
1961-64



Season	G	Rebounds	Avg.
1961-62	27	118	4.4
1962-63	31	166	5.4
1963-64	28	261	9.3
Totals	86	545	6.3

27

Jack Carpenter
(529)
1954-56



Season	G	Rebounds	Avg.
1954-55	24	237	9.9
1955-56	24	292	12.2
Totals	48	529	11.0

SINGLE-SEASON RECORDS

POINTS

1. 868 Alfredrick Hughes (1984-85)
2. 800 Alfredrick Hughes (1983-84)
3. 762 Keith Gailles (1989-90)
4. 756 Gerald Hayward (1987-88)
5. 744 Alfredrick Hughes (1982-83)
6. 669 Andre Battle (1984-85)
7. 662 Jerry Harkness (1962-63)
Bernard Jackson (1986-87)
9. 657 Keith Gailles (1990-91)
10. 651 David Bailey (2001-02)

SCORING AVERAGE

1. 27.6 Alfredrick Hughes (1983-84)
2. 26.3 Alfredrick Hughes (1984-85)
Keith Gailles (1989-90)
4. 26.1 Gerald Hayward (1987-88)
5. 25.7 Alfredrick Hughes (1982-83)
6. 25.3 Keith Gailles (1990-91)
7. 24.7 Jim Tillman (1966-67)
8. 22.8 Bernard Jackson (1986-87)
9. 22.6 Walter Robertson (1968-69)
10. 22.5 Keith Gailles (1988-89)

REBOUNDS

1. 427 Les Hunter (1963-64)
2. 402 Clarence Red (1958-59)
3. 395 Kenny Miller (1987-88)
4. 387 LaRue Martin (1970-71)
5. 376 Wayne Sappleton (1981-82)
6. 375 Vic Rouse (1962-63)
7. 374 Wayne Sappleton (1980-81)
8. 360 Art McZier (1957-58)
Andre Moore (1986-87)
10. 346 LaRue Martin (1969-70)

ASSISTS

1. 305 Carl Golston (1984-85)
2. 287 Darius Clemons (1981-82)
3. 218 Darius Clemons (1980-81)
4. 176 Carl Golston (1985-86)
5. 170 David Bailey (2000-01)
6. 169 Earl Brown (1997-98)
7. 168 Carl Golston (1983-84)
8. 165 Keith Carter (1987-88)
9. 158 David Bailey (2002-03)
10. 157 Keith Carter (1988-89)

STEALS

1. 85 Keir Rogers (1989-90)
2. 74 Vernell Brent (1992-93)
3. 67 Earl Brown (1997-98)
4. 66 Keir Rogers (1991-92)
Justin Cerasoli (2008-09)
6. 64 Andre Battle (1984-85)
7. 63 Darius Clemons (1980-81)
Calvin Young (1981-82)
9. 54 Hunter Atkins (1990-91)
David Bailey (2001-02)

BLOCKED SHOTS

1. 66 Andre Moore (1984-85)
Andre Moore (1986-87)
3. 61 Bernie Salthe (1994-95)
4. 55 Demetrius Williams (2002-03)
5. 51 Bernie Salthe (1993-94)
6. 50 Tyrelle Blair (2004-05)
7. 45 Majak Kou (2005-06)
8. 44 Andre Moore (1985-86)
9. 39 Kenny Miller (1987-88)
Louis Smith (2003-04)
Darrin Williams (2008-09)

THREE-POINT FIELD GOALS MADE

1. 75 Derek Molis (1996-97)
2. 71 Derek Molis (1995-96)
3. 70 Keith Gailles (1989-90)
4. 68 Blake Schilb (2005-06)
5. 55 Earl Brown (1999-2000)
6. 54 Chris Funchess (1988-89)
David Bailey (2001-02)
8. 53 Blake Schilb (2004-05)
Blake Schilb (2006-07)
10. 51 David Bailey (2002-03)
Majak Kou (2005-06)


THREE-POINT FIELD GOALS ATTEMPTED

1. 212 Keith Gailles (1989-90)
2. 190 Derek Molis (1995-96)
3. 188 David Bailey (2002-03)
4. 186 Derek Molis (1996-97)
5. 180 David Bailey (2001-02)
180 Blake Schilb (2005-06)
7. 153 Chris Funchess (1988-89)
8. 150 Majak Kou (2005-06)
9. 149 Blake Schilb (2006-07)
10. 145 Keith Gailles (1990-91)

THREE-POINT FIELD GOAL PERCENTAGE

(minimum 50 3FGA)

1. .500 (29-58) Don Sobczak (1991-92)
2. .434 (23-53) Lamont Nelson (1993-94)
3. .433 (42-97) Brian Wolf (1989-90)
4. .430 (43-90) Mike Hare (1997-98)
5. .420 (21-50) Keir Rogers (1991-92)
6. .413 (45-109) Keith Carter (1986-87)
7. .403 (75-286) Derek Molis (1996-97)
.403 (25-62) Chris Logan (2005-06)
9. .402 (45-112) Javan Goodman (1998-99)
10. .400 (50-125) Hunter Atkins (1990-91)



Keith Carter holds two of the Ramblers' top ten single-season assists marks



Louis Smith turned away 39 shots during his senior campaign in 2003-04

CAREER RECORDS

THREE-POINT FIELD GOALS MADE

1. 204	Blake Schilb (2003-07)
2. 166	David Bailey (1999-2003)
2. 166	Majak Kou (2003-07)
4. 146	Derek Molis (1995-97)
5. 144	Keith Gales (1988-91)
6. 111	Keith Carter (1984-89)
7. 100	Earl Brown (1996-2000)
8. 85	Theodis Owens (1994-96)
9. 83	Chris Wilburn (1991-95)
83	J.R. Blount (2005-09)

THREE-POINT FIELD GOALS ATTEMPTED

1. 571	Blake Schilb (2003-07)
2. 562	David Bailey (1999-2003)
3. 493	Majak Kou (2003-07)
4. 423	Keith Gales (1988-91)
5. 376	Derek Molis (1995-97)
6. 332	Keith Carter (1984-89)
7. 322	Earl Brown (1996-2000)
8. 302	J.R. Blount (2005-09)
9. 285	Chris Wilburn (1991-95)
10. 259	Theodis Owens (1994-96)

STEALS


1. 227	Keir Rogers (1987-92)
2. 184	Earl Brown (1996-2000)
3. 172	David Bailey (1999-2003)
4. 159	Blake Schilb (2003-07)
5. 143	Greg Williams (1981-85)
	Chris Wilburn (1991-95)
7. 142	Majak Kou (2003-07)
8. 140	Alfredrick Hughes (1981-85)
9. 136	Keith Gales (1988-91)
10. 135	Eric Dolezal (1990-93)

ASSISTS (KEPT SINCE 1977)

1. 703	Darius Clemons (1978-79)
2. 649	Carl Golston (1983-86)
3. 580	David Bailey (1999-2003)
4. 483	Keith Carter (1984-89)
5. 448	Earl Brown (1996-2000)
6. 420	Blake Schilb (2003-07)
7. 359	Don Sobczak (1988-92)
8. 352	Chris Wilburn (1991-95)
9. 349	Greg Williams (1981-85)
10. 313	J.R. Blount (2005-09)



Eric Dolezal ranks among Loyola's career leaders in steals



Though he stood only 5-foot-8, David Bailey put up big numbers in his Loyola career

INDIVIDUAL SCORING RECORDS

Pts	Player	Opponent	Site	Date
47	Alfredrick Hughes *	vs. Detroit	Alumni Hall	2/9/85
46	Paul Sheedy #	vs. John Carroll	Alumni Gym	2/28/59
44	Keith Gailes	vs. Dayton	Rosemont Horizon	1/10/91
44	Keith Gailes	at Dayton	University of Dayton Arena	3/9/90
43	Alfredrick Hughes	at New Orleans	Lakefront Arena	3/1/85
42	J.R. Blount	vs. Rockhurst	Gentile Center	11/14/08
42	David Bailey	vs. Texas A&M-Corpus Christi	Gentile Center	11/29/01
42	Alfredrick Hughes	vs. DePaul	Rosemont Horizon	2/15/84
41	Keith Gailes	vs. Oral Roberts	Amphitheatre	2/4/89
41	Jim Tillman+	vs. Marquette	Chicago Stadium	12/30/66
40	Keith Gailes	vs. Northern Illinois	Amphitheatre	2/18/89
40	Gerald Hayward	at Xavier	Cincinnati Gardens	1/16/88
40	Gerald Hayward	at Arkansas-Little Rock	Barton Coliseum	2/8/88
40	Al Norville	vs. Western Michigan	Alumni Gym	1/22/58
40	Jim Tillman	vs. Wichita State	Chicago Stadium	2/18/67
39	Keith Gailes	vs. Dayton	Rosemont Horizon	2/8/90
39	Gerald Hayward	vs. Dayton	Amphitheatre	2/20/88
39	Jim Tillman	at Bowling Green	Anderson Arena	2/17/69
39	Blake Schilb	vs. UIC	U.S. Cellular Arena	3/4/05
38	Gerald Hayward	at Detroit	Calihan Hall	3/5/88
38	Jim Tillman	at North Dakota	Grand Forks	12/14/66
38	Billy Smith	vs. Wichita State	Chicago Stadium	1/29/65
37	Darius Clemons	at Evansville	Roberts Stadium	3/1/80
37	Keith Gailes	at Xavier	Cincinnati Gardens	1/8/90
37	Nate Hayes	vs. Missouri Western	Chicago Stadium	1/31/73
37	Alfredrick Hughes	vs. Oklahoma City	UIC Pavilion	1/28/84
37	Alfredrick Hughes	vs. Oral Roberts	UIC Pavilion	1/30/84
37	Alfredrick Hughes	at Evansville	Roberts Stadium	2/16/85
37	Alfredrick Hughes	vs. Oklahoma City	Alumni Hall	2/23/85
37	Leslie Hunter	vs. Indiana	Chicago Stadium	12/31/63
37	Larry Knight	vs. DePaul	McGaw Hall	3/5/79
37	LaRue Martin	vs. St. John's (Minn.)	Alumni Gym	12/2/71

+ record for center

*record for forward

#record for guard



Alfredrick Hughes set a Loyola single-game record by lighting up the scoreboard for 47 points against Detroit on Feb. 9, 1985



Paul Sheedy accounted for 46 of Loyola's 127 points in a victory over John Carroll in 1959

GENTILE CENTER RECORDS

TEAM RECORDS

POINTS

106 vs. Robert Morris (11/15/97)
 105 vs. Robert Morris (12/7/96)
 99 vs. Evansville (11/21/05)
 96 vs. John Carroll (11/17/06)
 93 vs. Milwaukee (1/14/01)
 91 vs. Milwaukee (2/1/03)
 91 vs. Belmont (1/18/01)
 91 vs. Wright State (1/23/97)
 90 vs. Central Michigan (12/23/03)
 89 vs. Saint Mary's (Minn.) (12/29/07)
 89 vs. SIU-Edwardsville (12/22/08)

FEWEST POINTS ALLOWED

41 vs. Detroit (2/18/09)
 42 vs. Loyola New Orleans (12/9/06)
 45 vs. Saint Mary's (Minn.) (12/29/07)
 45 vs. Bradley (11/27/99)
 45 vs. Green Bay (1/30/97)

FIELD GOAL ATTEMPTS

73 vs. Green Bay (2/15/03)
 73 vs. Central Michigan (12/23/03)
 72 vs. Eastern Kentucky (12/23/00)
 72 vs. Loyola Marymount (12/21/00)
 72 vs. Robert Morris (11/15/97)
 70 vs. Cleveland State (2/3/01)
 70 vs. Eastern Illinois (12/16/00)
 69 vs. Alcorn State (12/30/08)
 69 vs. Cleveland State (1/3/02)
 68 vs. Youngstown State (2/5/09)
 68 vs. Milwaukee (1/10/04)
 68 vs. Detroit (1/31/04)
 68 vs. Milwaukee (2/4/02)
 68 vs. Akron (12/19/98)
 68 vs. Robert Morris (12/7/96)

FIELD GOALS MADE

40 vs. Robert Morris (11/15/97)
 38 vs. SIU-Edwardsville (12/22/08)
 37 vs. Robert Morris (12/7/96)
 36 vs. Alcorn State (12/30/08)
 35 vs. Central Michigan (12/23/03)
 35 vs. Wright State (1/23/97)
 33 vs. Bradley (2/21/09)
 33 vs. Evansville (11/21/05)
 33 vs. Chicago State (12/22/01)
 32 vs. Milwaukee (1/6/07)
 32 vs. Lake Forest (12/17/05)
 32 vs. Detroit (1/31/04)
 32 vs. Saint Mary's (12/28/00)
 32 vs. Eastern Kentucky (12/23/00)
 32 vs. Milwaukee (2/10/00)
 32 vs. Wright State (1/5/99)
 32 vs. Drake (11/25/97)

THREE-POINT FIELD GOAL ATTEMPTS

29 vs. Green Bay (2/15/03)
 27 vs. Butler (1/15/09)
 27 vs. Milwaukee (2/10/05)
 25 vs. Youngstown State (2/5/09)
 25 vs. Eastern Illinois (2/17/07)
 25 vs. Youngstown State (1/2/06)
 25 vs. Lake Forest (12/17/05)
 24 vs. Alcorn State (12/30/08)
 24 vs. Saint Mary's (Minn.) (12/29/07)
 24 vs. Bradley (11/15/02)
 24 vs. Tennessee Tech (11/27/00)
 24 vs. Wright State (1/27/00)

THREE-POINT FIELD GOALS MADE

14 vs. Wright State (1/23/97)
 13 vs. Lake Forest (12/17/05)
 11 vs. Bradley (11/25/02)
 10 vs. Butler (1/15/09)
 10 vs. Alcorn State (12/30/08)
 10 vs. Tennessee Tech (11/27/00)
 10 vs. Wright State (1/27/00)
 9 vs. Milwaukee (1/14/01)
 9 vs. Northern Iowa (12/4/04)
 9 vs. Evansville (11/21/05)
 9 vs. John Carroll (11/17/06)
 9 vs. Detroit (2/7/07)
 9 vs. Eastern Illinois (2/17/07)

FREE THROW ATTEMPTS

43 vs. Butler (1/31/98)
 39 vs. John Carroll (11/17/06)
 39 vs. San Diego (11/20/06)
 37 vs. Milwaukee (2/1/03)
 37 vs. Youngstown State (1/3/04)
 36 vs. UMKC (12/10/02)
 36 vs. Eastern Kentucky (11/23/96)
 36 vs. Youngstown State (3/1/05)
 36 vs. Evansville (11/21/05)
 35 vs. Chicago State (11/22/97)
 35 vs. Robert Morris (12/7/96)

FREE THROWS MADE

32 vs. Milwaukee (2/1/03)
 31 vs. Butler (1/31/98)
 29 vs. John Carroll (11/17/06)
 29 vs. San Diego (11/20/06)
 26 vs. Cleveland State (1/3/02)
 26 vs. Belmont (1/18/01)
 26 vs. Youngstown State (1/3/04)
 25 vs. Robert Morris (12/7/96)
 25 vs. Oral Roberts (12/15/03)
 25 vs. Milwaukee (1/10/04)
 25 vs. Rockhurst (11/14/08)

REBOUNDS

57 vs. Robert Morris (12/7/97)
 55 vs. Detroit (2/1/01)
 51 vs. Detroit (1/5/02)
 51 vs. Eastern Kentucky (12/23/00)
 51 vs. Loyola Marymount (12/21/00)
 51 vs. Robert Morris (11/15/97)
 48 vs. Butler (1/25/07)
 48 vs. Alcorn State (12/30/08)
 47 vs. Maryland-Eastern Shore (12/8/01)
 47 vs. Indiana State (12/12/98)
 47 vs. Northern Illinois (1/8/97)

GENTILE CENTER OPPONENT RECORDS

POINTS

103 Michigan State (12/9/00)
 97 Milwaukee (1/10/04)
 94 Milwaukee (1/14/01)
 92 Milwaukee (2/1/03)
 86 Robert Morris (12/7/96)
 86 Evansville (11/21/05)
 86 Rockhurst (11/14/08)
 86 Bradley (2/21/09)

FIELD GOAL ATTEMPTS

82 Robert Morris (12/7/96)
 76 Milwaukee (1/14/01)
 70 Youngstown State (1/29/07)
 70 Benedictine (11/27/04)
 70 Robert Morris (11/15/97)

FIELD GOALS MADE

45 Michigan State (12/9/00)
 34 Milwaukee (2/1/03)
 34 Milwaukee (1/14/01)
 33 Youngstown State (1/2/06)
 33 Wright State (1/17/04)

THREE-POINT FIELD GOAL ATTEMPTS

35 Milwaukee (2/10/00)
 33 Oakland (1/3/00)
 31 Milwaukee (1/14/01)
 30 Belmont (1/18/01)
 29 Rockhurst (11/14/08)

THREE-POINT FIELD GOALS MADE

16 Belmont (1/18/01)
 14 Milwaukee (2/10/00)
 14 Rockhurst (11/14/08)
 13 Milwaukee (1/3/09)
 12 Milwaukee (1/16/07)
 12 Central Michigan (12/23/03)
 12 Milwaukee (2/1/03)
 12 Milwaukee (1/14/01)

FREE THROW ATTEMPTS

37 Bradley (2/21/09)
 36 Detroit (2/13/97)
 35 Loyola Marymount (12/21/00)
 35 Evansville (11/21/05)
 34 UIC (2/17/01)

FREE THROWS MADE

30 Bradley (2/21/09)
 27 Detroit (2/13/97)
 27 Evansville (11/21/05)
 26 Bradley (11/25/02)
 26 Tennessee Tech (11/27/00)

REBOUNDS

51 Milwaukee (2/10/05)
 49 Butler (1/31/98)
 46 Akron (12/19/98)
 45 Chicago State (1/18/00)
 45 Western Michigan (12/20/03)
 45 UIC (2/24/07)

MOST POINTS IN A HALF

56 by Michigan State (12/9/00, first half)

FEWEST POINTS IN A HALF

13 by Eastern Illinois (2/17/07, first half)

INDIVIDUAL GENTILE CENTER RECORDS

POINTS

42 David Bailey vs. Texas A&M-Corpus Christi (11/29/01)
 42 J.R. Blount vs. Rockhurst (11/14/08)
 35 David Bailey vs. Belmont (1/18/01)
 33 David Bailey vs. Bradley (11/25/02)
 33 David Bailey vs. Milwaukee (2/1/03)
 32 Blake Schilb vs. Youngstown State (1/29/07)

REBOUNDS

21 Ryan Blankson vs. Cleveland State (1/3/02)
 21 Demetrius Williams vs. Milwaukee (2/1/03)
 19 Paul McMillan vs. UMKC (12/10/02)
 17 Javan Goodman vs. Eastern Illinois (11/21/98)
 17 Javan Goodman vs. Akron (12/19/98)
 17 Demetrius Williams vs. Cleveland State (1/18/03)

ASSISTS

12 David Bailey vs. Eastern Kentucky (12/23/00)
 11 Earl Brown vs. Tennessee Tech (12/23/97)
 11 David Bailey vs. Tennessee Tech (11/27/00)
 10 four times

OPPONENT INDIVIDUAL RECORDS

POINTS

36 Clay Tucker (Milwaukee, 2/1/03)
 35 Dylan Page (Milwaukee, 1/10/04)
 34 Rashad Phillips (Detroit, 1/8/00)
 33 Theo Dixon (Cleveland State, 2/3/01)
 32 Quin Humphrey (Youngstown State, 1/2/06)

REBOUNDS

19 Darren Fenn (Canisius, 12/22/99)
 19 Greg Babcock (Green Bay, 2/15/03)
 17 Maurice Brown (UIC, 1/22/00)
 17 Scott VanderMeer (UIC, 2/27/09)

ASSISTS

11 Jermaine Hicks (Chicago State, 11/22/97)
 10 Luke Kiss (Green Bay, 1/18/99)
 10 Martell Bailey (UIC, 1/26/04)
 10 Jon Mends (Youngstown State, 3/1/05)
 9 Marcus Taylor (Michigan State, 12/9/00)
 9 Marlon Williamson (Youngstown State, 12/31/02)
 9 Michael Hunter (UC Irvine, 12/22/06)

FRESHMAN RECORDS

POINTS

1. 482 Alfredrick Hughes (1981-82)
2. 445 Tony Parker (1973-74)
3. 425 Kenny Miller (1987-88)
4. 312 Leon Young (2005-06)
5. 287 Chris Williams (1998-99)

REBOUND AVERAGE

1. 13.6 Kenny Miller (1987-88)
2. 7.9 Javan Goodman (1995-96)
3. 7.5 Tony Parker (1973-74)
4. 7.2 Leon Young (2005-06)
- 7.2 Andy Polka (2006-07)

SCORING AVERAGE


1. 17.1 Tony Parker (1973-74)
2. 16.6 Alfredrick Hughes (1981-82)
3. 14.7 Kenny Miller (1987-88)
4. 11.3 J.R. Blount (2005-06)
5. 10.6 Chris Williams (1998-99)

ASSISTS


1. 114 David Bailey (1999-2000)
2. 82 Darius Clemons (1978-79)
3. 68 Blake Schilb (2003-04)
4. 56 J.R. Blount (2005-06)
5. 51 Earl Brown (1996-97)

REBOUNDS

1. 395 Kenny Miller (1987-88)
2. 230 Andy Polka (2006-07)
3. 217 Leon Young (2005-06)
4. 214 Javan Goodman (1995-96)
5. 197 Tony Parker (1973-74)



In 1996-97, Earl Brown dished out 51 assists



Alfredrick Hughes' 482 points in 1981-82 still stands as a record for a Rambler freshman



Leon Young corralled 217 rebounds as a freshman in 2005-06

BACKCOURT CLUB

The Backcourt Club is a fan club for the Loyola University Chicago men's basketball program, dedicated to raising funds for items that directly support Loyola men's basketball, fostering dynamic fan involvement and providing a structure for the expansion of the Loyola fan community. The Backcourt Club falls under the umbrella of the Loyola University Chicago Department of Athletics Rambler Fund.

The Backcourt Club receives guidance and advice from the Loyola University Chicago Department of Athletics to ensure compliance with NCAA rules and regulations and funds are handled and managed by the Loyola University Chicago Department of Athletics to ensure complete financial integrity.

The Backcourt Club provides direct donations of items and funding for experiences that will improve the level of competitiveness of Loyola men's basketball and the experience of its players and fans. The specific, direct donations to the Loyola men's basketball team are chosen through consultation with representatives of the men's basketball team, but ultimately selected by the Board of Directors of The Backcourt Club with the advice of its members.

For more information on the Backcourt Club, please contact Pat Ryan at (312) 915-7641.

Backcourt Club 2009-10 Giving Levels

(University giving calendar is July 1st to June 30th)

Hall of Fame Level @ \$5,000

(The benefits you'll receive are valued at \$405.00, making this a donation totaling \$4,595.00)

- * Private dinner with Head Coach Jim Whitesell (\$250.00 value) *
- * Invitation to year-end Academic Year Banquet (\$70.00 value) *
- * Recognition in the Loyola University Chicago's Damen Society
- * Special gift from the Athletic Department (\$25.00 value) *
- * 2009-10 Embroidered Backcourt Club Apparel (\$25.00 value) *
- * 2009-10 Basketball Media Guide (\$15.00 value) *
- * 2009-10 Season Highlight DVD (\$10.00 value) *
- * 2009-10 Backcourt Club T-shirt (\$7.00 value) *
- * 2009-10 Team Photo (\$3.00 value) *
- * "Chalk Talk" session with Jim Whitesell during season
- * Invitations to Athletic Department's Events & Award Ceremonies
- * Receive The Rambler Review and Fast-break, the official newsletter of Loyola men's basketball and the Backcourt Club
- * Receive Rambler Update, the electronic quarterly newsletter from Loyola University Chicago Athletic Department
- * Tax Benefit

All-American Level @ \$2,500

(The benefits you'll receive are valued at \$155.00, making this a donation totaling \$2,345.00)

- * Invitation to year-end Academic Year Banquet (\$70.00 value) *
- * Recognition in the Loyola University Chicago's Damen Society
- * Special gift from the Athletic Department (\$25.00 value) *
- * 2009-10 Embroidered Backcourt Club Apparel (\$25.00 value) *
- * 2009-10 Basketball Media Guide (\$15.00 value) *
- * 2009-10 Season Highlight DVD (\$10.00 value) *
- * 2009-10 Backcourt Club T-shirt (\$7.00 value) *
- * 2009-10 Team Photo (\$3.00 value) *
- * "Chalk Talk" session with Jim Whitesell during season
- * Invitations to Athletic Department's Events & Award Ceremonies
- * Receive The Rambler Review and Fast-break, the official newsletter of Loyola men's basketball and the Backcourt Club
- * Receive Rambler Update, the electronic quarterly newsletter from Loyola University Chicago Athletic Department
- * Tax Benefit

Conference MVP Level @ \$1,000

(The benefits you'll receive are valued at \$85.00, making this a donation totaling \$915.00)

- * Recognition in the Loyola University Chicago's Damen Society
- * Special gift from the Athletic Department (\$25.00 value) *
- * 2009-10 Embroidered Backcourt Club Apparel (\$25.00 value) *
- * 2009-10 Basketball Media Guide (\$15.00 value) *
- * 2009-10 Season Highlight DVD (\$10.00 value) *
- * 2009-10 Backcourt Club T-shirt (\$7.00 value) *
- * 2009-10 Team Photo (\$3.00 value) *
- * "Chalk Talk" session with Jim Whitesell during season
- * Invitations to Athletic Department's Events & Award Ceremonies
- * Receive The Rambler Review and Fast-break, the official newsletter of Loyola men's basketball and the Backcourt Club
- * Receive Rambler Update, the electronic quarterly newsletter from Loyola University Chicago Athletic Department
- * Tax Benefit

All-Conference Level @ \$500

(The benefits you'll receive are valued at \$60.00, making this a donation totaling \$440.00)

- * 2009-10 Embroidered Backcourt Club Apparel (\$25.00 value) *
- * 2009-10 Basketball Media Guide (\$15.00 value) *
- * 2009-10 Season Highlight DVD (\$10.00 value) *
- * 2009-10 Backcourt Club T-shirt (\$7.00 value) *
- * 2009-10 Team Photo (\$3.00 value) *
- * "Chalk Talk" session with Jim Whitesell during season
- * Invitations to Athletic Department's Events & Award Ceremonies
- * Receive The Rambler Review and Fast-break, the official newsletter of Loyola men's basketball and the Backcourt Club
- * Receive Rambler Update, the electronic quarterly newsletter from Loyola University Chicago Athletic Department
- * Tax Benefit

Starter Level @ \$250

(The benefits you'll receive are valued at \$20.00, making this a donation totaling \$230.00)

- * 2009-10 Season Highlight DVD (\$10.00 value) *
- * 2009-10 Backcourt Club T-shirt (\$7.00 value) *
- * 2009-10 Team Photo (\$3.00 value) *
- * "Chalk Talk" session with Jim Whitesell during season
- * Invitations to Athletic Department's Events & Award Ceremonies
- * Receive The Rambler Review and Fast-break, the official newsletter of Loyola men's basketball and the Backcourt Club
- * Receive Rambler Update, the electronic quarterly newsletter from Loyola University Chicago Athletic Department
- * Tax Benefit

Walk-On Level @ \$100

(The benefits you'll receive are valued at \$10.00, making this a donation totaling \$90.00)

- * 2009-10 Backcourt Club T-shirt (\$7.00 value) *
- * 2009-10 Team Photo (\$3.00 value) *
- * "Chalk Talk" session with Jim Whitesell during season
- * Invitations to Athletic Department's Events & Award Ceremonies
- * Receive The Rambler Review and Fast-break, the official newsletter of Loyola men's basketball and the Backcourt Club
- * Receive Rambler Update, the electronic quarterly newsletter from Loyola University Chicago Athletic Department
- * Tax Benefit

All paid members of the Backcourt Club will receive discounted admission to official club events

* Indicates the Fair Marketing Value (FMV). IRS regulations require that the tax-deductible portion of your gift be reduced by the total value of goods/services received in exchange. The total value of item(s)/benefits requested will be reflected in your gift receipt. Your gift will be tax-deductible to the extent allowed by law

Don Izban Endowed Scholarship

Established in 1998, the Donald B. Izban Endowed Scholarship is awarded annually to the men's basketball player with the highest grade-point average from the previous academic year. Through his hard work, the recipient shows an unwavering pursuit of excellence at Loyola University Chicago. These gentlemen embody the true concept of the term "student-athlete" by exemplifying excellence both on the court and in the classroom.

Past recipients include:

1998-99: Wayne Plowman
 1999-00: Wayne Plowman
 2000-01: Wayne Plowman
 2001-02: Jason Telford
 2002-03: Jason Telford
 2003-04: Jason Telford
 2004-05: Tom Levin
 2005-06: Tom Levin
 2006-07: Tom Levin
 2007-08: Tom Levin
 2008-09: Walt Gibler



MEDIA INFORMATION



MEDIA INFORMATION

Thank you for your coverage of the 2009-10 Loyola University Chicago men's basketball team. The Rambler sports information staff is here to assist you in your coverage of Loyola basketball. Please feel free to contact any member of the sports information staff if you need any assistance throughout the course of the season.

CREDENTIALS

Any member of the media wishing to cover Loyola this season must request at least seven days in advance, in writing or by email, credentials from Bill Behrns in the sports information office. All requests must be in writing on your company letterhead and be either mailed, emailed or faxed to Bill Behrns. No credential requests will be accepted over the phone. Children are not permitted in the press area.

CREDENTIAL PICK-UP

Credentials will be distributed before each home game at the media entrance in Alumni Gym located just west of the Gentile Center. Credentials must be displayed at all times. Gates will be open two hours before tip-off.

ROAD GAME CREDENTIALS

Loyola media wishing to cover the Ramblers on the road should direct their credential request to the sports information director of the host institution.

MEDIA PARKING

Parking is available for the media by contacting the Loyola sports information office at least seven days prior to the game. All media parking is located in the Loyola Parking Structure on the southwest side of campus.

WWW.LOYOLARAMBLERS.COM

Loyola game notes, statistics and live radio coverage of basketball games are available on the official Loyola University Chicago athletics web site. The site, which is updated on a daily basis, also has links to all of Loyola's varsity athletics teams.

PRESS ROW

A working press row for all media is located behind the scorer's table on the west side of the Gentile Center. Seating is limited and will be assigned on a priority basis for media members who are working the game. Power and phones are available on press row for working members of the media.

PRESS ROOM

A working press room is located in Alumni Gym. Refreshments, programs, media guides, game notes and statistics are available before and after the game and at halftime. Pre-game information, including pertinent notes and officials' names are available in this area two hours before tip-off. Contact the Loyola sports information department for additional equipment or facilities.

POST-GAME INTERVIEWS

The Loyola sports information office will assist those writers and broadcasters wishing to interview Rambler players and coaches following the game. A post-game press conference is held after every contest in the media room located in Alumni Gym. After a 10-minute cooling off period, the visiting coach and selected visiting players will be brought into the media room for interviews. Immediately following the completion of the visiting team's session, Loyola coach Jim Whitesell and selected players will be available for interviews in the media room. The Loyola locker room is closed before and after every game. If you wish to interview a Loyola student-athlete who has not been requested for the interview room, please contact a member of the Loyola sports informa-

tion staff. Player requests for the visiting team should be made through that school's sports information director.

LOYOLA PRACTICES

Loyola basketball practices are held at either the Gentile Center or Alumni Gym typically on weekday afternoons. If you wish to interview a student-athlete or coach, before or after a practice, please contact Bill Behrns as practice times and locations often change. At no time should a member of the media contact a student-athlete or coach without prior arrangement through the Loyola sports information office.

RADIO

Visiting radio stations will receive two courtesy phone lines for broadcast purposes. Radio stations needing additional lines must contact the sports information office at least 10 days prior to the game.

PHOTOGRAPHY

Photo passes are available for working photographers only and are issued by the Loyola sports information office. All photographers must work from within the designated areas behind the baselines of the playing court and may have to share space with cheerleaders. Loyola follows NCAA guidelines regarding event photography. Photo locations are first-come, first-served, but in the event of heavy demand for photo credentials for a particular game, shooting locations may be assigned.

All photographs are to be used in coverage of Loyola basketball and cannot be sold for any commercial enterprise benefiting the photographer. Should photos be sold commercially, credential privileges could be terminated.

GETTING TO THE GENTILE CENTER

The Joseph J. Gentile Center is located on the Lake Shore Campus of Loyola University Chicago, approximately 10 miles north of downtown Chicago.

From downtown Chicago: Take Lake Shore Drive north to Sheridan Road. Turn right onto Sheridan Road. Take Sheridan to Kenmore Avenue. Turn right on Kenmore to enter the campus. The Parking Structure will be straight ahead.

From O'Hare Airport: Take I-294 north to Touhy east. Take Touhy east to Sheridan Road and make a right. Follow Sheridan Road as it winds east at Devon Avenue. The entrance to campus is on the left side of the road at Kenmore Avenue. Turn left on Kenmore and the Parking Structure is straight ahead.



Bill Behrns
Sports Information
Director/Men's
Basketball SID
Phone: 773-508-2575
Email:
bbehrns@luc.edu



Leo Krause
Assistant Sports
Information
Director
Phone: 773-508-2497
Email:
lkrause@luc.edu



Bob Healy
Sports
Information
Intern
Phone: 773-508-2557
Email:
rhealy@luc.edu

MEDIA OUTLETS

PRINT

Chicago Tribune

435 N. Michigan Ave.
Chicago, IL 60611
Phone: (312) 222-3478
Fax: (312) 828-9392
Brian Hamilton, Beat Writer
(bchamilton@tribune.com)
Dan McGrath, Editor
www.chicagotribune.com

Chicago Sun-Times

350 N. Orleans Street
Chicago, IL 60654
Phone: (312) 321-2664
Fax: (312) 645-9213
Toni Ginnett, Beat Writer (ginnt@aol.com)
Stu Cortney, Editor
www.suntimes.com

Daily Herald

P.O. Box 280
Arlington Heights, IL 60006-0280
Phone: (847) 427-4430
Fax: (847) 427-1173
Lindsey Willhite, Beat Writer (lwi77@cs.com)
Tom Quinlan, Editor
www.dailyherald.com

Southtown Star

6901 W. 159th Street
Tinley Park, IL 60477
Phone: (708) 633-5946
Fax: (708) 633-5999
Phil Arvia, Editor (parvia@southtownstar.com)
www.southtownstar.com

Associated Press

10 S. Wacker Drive
Suite 2500
Chicago, IL 60606
Phone: (312) 781-0500
Fax: (312) 781-1989

Loyola Phoenix

6525 N. Sheridan Road
Chicago, IL 60626
Phone: (773) 508-7115
Fax: (773) 508-7121
Nathan Lurz, Maria Signore, Sports Editors
(phoenixsports@luc.edu)

TELEVISION

WBBM-TV (CBS-2)

22 West Washington Street
Chicago, IL 60602
Phone: (312) 899-2330
Fax: (312) 849-7330
Ryan Baker, Director
Krista Ruch, Producer (klruch@cbs.com)

WMAQ-TV (NBC-5)

NBC Tower
454 N. Columbus
Chicago, IL 60611
Phone: (312) 836-5665
Fax: (312) 527-9495
Peggy Kusinski, Anchor/Reporter
Geoff Glick, Producer (geoff.glick@nbc.com)

WLS-TV (ABC-7)

190 N. State Street
Chicago, IL 60601
Phone: (312) 750-7108
Fax: (312) 899-8019
Mark Giangreco, Director
Larry Snyder, Producer (Lawrence.s.snyder@abc.com)

WGN-TV (Ch. 9)

2501 W. Bradley Place
Chicago, IL 60618
Phone: (773) 883-3326
Fax: (773) 883-3314
Dan Roan, Anchor/Reporter
Joel Liberatore, Producer (jliberatore@tribune.com)

WFLD-TV (FOX-32)

205 N. Michigan Ave.
Chicago, IL 60601
Phone: (312) 565-5529
Fax: (312) 565-5517
Corey McPherrin, Director
John Eskra, Producer (wfldsports@foxtv.com)

Comcast SportsNet Chicago

350 N. Orleans - Suite S2-100
Chicago, IL 60654
Phone: (312) 222-6000
Fax: (312) 527-5840
Tim Folke, Producer
(chicagopressreleases@comcastsportsnet.com)

Lakeshore Public Television

8625 Indiana Place
Merrillville, IN 46410
Phone: (219) 756-5656
Fax: (219) 755-4312
Joe Arredondo, Sports Director
(jarredondo@lakeshoreptv.com)

RADIO

ESPN Radio 1000

190 N. State Street
Seventh Floor
Chicago, IL 60601
Phone: (312) 980-1000
Fax: (312) 980-2440
Jeff Dickerson, Reporter

WGN AM-720

435 N. Michigan Ave.
Chicago, IL 60611
Phone: (312) 222-5094
Fax: (312) 222-5977
Dave Eanet, Director
David Kaplan, Anchor (dkaplan@tribune.com)

WSCR AM-670

455 N. Cityfront Plaza
Sixth Floor
Chicago, IL 60611
Phone: (312) 245-6000
Fax: (312) 245-6099
Mitch Rosen, Director

WBBM AM-780

Two Prudential Plaza
Suite 1100
Chicago, IL 60601
Phone: (800) 784-6397
Fax: (312) 297-7822
Josh Liss, Director



OPPONENT SID DIRECTORY

KANSAS STATE

www.k-statesports.com
Basketball SID: Tom Gilbert
Phone: (785) 532-7979
Fax: (785) 532-6093
Email: tgilbert@kstatesports.com
Head Coach: Frank Martin (3rd year)
2008-09 Overall Record: 22-12
Series: Loyola leads 4-2

CANISIUS

www.gogriffs.com
Basketball SID: Matt Reitnour
Phone: (716) 888-2978
Fax: (716) 888-8444
Email: reitnoum@canisius.edu
Head Coach: Tom Parrotta (4th year)
2008-09 Overall Record: 11-20
Series: Canisius leads 4-2

HOLY CROSS

www.goholycross.com
Basketball SID: Charles Bare
Phone: (508) 793-2583
Fax: (508) 793-2309
Email: cbare@holycross.edu
Head Coach: Sean Kearney (1st year)
2008-09 Overall Record: 18-14
Series: Holy Cross leads 4-2

WESTERN MICHIGAN

www.wmubroncos.com
Basketball SID: Matt Holmes
Phone: (269) 387-3168
Fax: (269) 387-4139
Email: matt.holmes@wmich.edu
Head Coach: Steve Hawkins (7th year)
2008-09 Overall Record: 10-21
Series: Loyola leads 53-40

ST. AMBROSE

www.sau.edu/athletics
Basketball SID: Brian Thiessen
Phone: (563) 333-6227
Fax: (563) 333-6239
Email: thiessenbriana@sau.edu
Head Coach: Ray Shovlain (27th year)
2008-09 Overall Record: 12-19
Series: Loyola leads 5-3

GREEN BAY

www.greenbayphoenix.com
Basketball SID: Drew Harris
Phone: (920) 465-2498
Fax: (920) 465-2357
Email: harrisd@uwgb.edu
Head Coach: Tod Kowalczyk (8th year)
2008-09 Overall Record: 22-11
Series: Green Bay leads 19-14

MILWAUKEE

www.uwmpanthers.com
Basketball SID: Kevin O'Connor
Phone: (414) 229-5674
Fax: (414) 229-6759
Email: kjoc@uwm.edu
Head Coach: Rob Jeter (5th year)
2008-09 Overall Record: 17-14
Series: Milwaukee leads 24-18

SAN FRANCISCO

www.usfdons.com
Basketball SID: Ryan McCrary
Phone: (415) 422-6162
Fax: (415) 422-2929
Email: mccrary@usfca.edu
Head Coach: Rex Walters (2nd year)
2008-09 Overall Record: 11-19
Series: San Francisco leads 3-1

BRADLEY

www.bubraves.com
Basketball SID: Bobby Parker
Phone: (309) 677-2624
Fax: (309) 677-2626
Email: bparker@bradley.edu
Head Coach: Jim Les (8th year)
2008-09 Overall Record: 21-15
Series: Bradley leads 30-15

SIU-EDWARDSVILLE

www.siuecougars.com
Basketball SID: Eric Hess
Phone: (618) 650-3608
Fax: (618) 650-2296
Email: ehess@siue.edu
Head Coach: Lennox Forrester (3rd year)
2008-09 Overall Record: 10-20
Series: Loyola leads 2-0

ALBANY

www.ualbansports.com
Basketball SID: Brian DePasquale
Phone: (518) 442-3072
Fax: (518) 442-3139
Email: bdepasquale@uamail.albany.edu
Head Coach: Will Brown (9th year)
2008-09 Overall Record: 15-16
Series: First Meeting

ST. FRANCIS (ILL.)

www.gofightingsaints.com
Basketball SID: Tim Clodjeaux
Phone: (815) 740-3614
Fax: (815) 740-3841
Email: tclodjeaux@stfrancis.edu
Head Coach: Pat Sullivan (34th year)
2008-09 Overall Record: 11-19
Series: First Meeting

WRIGHT STATE

www.wsuraiders.com
Basketball SID: Bob Noss
Phone: (937) 775-2816
Fax: (937) 775-2818
Email: Robert.noss@wright.edu
Head Coach: Brad Brownell (4th year)
2008-09 Overall Record: 20-13
Series: Wright State leads 17-14

DETROIT

www.detroititans.com
Basketball SID: Mark Engel
Phone: (313) 993-1745
Fax: (313) 993-1765
Email: engelmi@udmercy.edu
Head Coach: Ray McCallum (2nd year)
2008-09 Overall Record: 7-23
Series: Loyola leads 67-46

CLEVELAND STATE

www.csu vikings.com
Basketball SID: Brian McCann
Phone: (216) 687-5115
Fax: (216) 523-7257
Email: b.mccann66@csuohio.edu
Head Coach: Gary Waters (7th year)
2008-09 Overall Record: 26-11
Series: Loyola leads 22-12

YOUNGSTOWN STATE

www.ysusports.com
Basketball SID: Jamie Hall
Phone: (330) 941-1581
Fax: (330) 941-3191
Email: jehall@ysu.edu
Head Coach: Jerry Slocum (5th year)
2008-09 Overall Record: 11-19
Series: Loyola leads 11-10

UIC

www.uicflames.com
Basketball SID: John Jaramillo
Phone: (312) 996-5880
Fax: (312) 996-5882
Email: jjar@uic.edu
Head Coach: Jimmy Collins (14th year)
2008-09 Overall Record: 16-15
Series: UIC leads 29-13

BUTLER

www.butlersports.com
Basketball SID: Jim McGrath
Phone: (317) 940-9414
Fax: (317) 940-9808
Email: jmcgrath@butler.edu
Head Coach: Brad Stevens (3rd year)
2008-09 Overall Record: 26-6
Series: Butler leads 46-30

VALPARAISO

www.valpoathletics.com
Basketball SID: Aaron Leavitt
Phone: (219) 464-6953
Fax: (219) 464-5762
Email: aaron.leavitt@valpo.edu
Head Coach: Homer Drew (21st year)
2008-09 Overall Record: 9-22
Series: Loyola leads 32-9

2009-10 HORIZON LEAGUE COMPOSITE SCHEDULE

NOVEMBER 11

Detroit at California

NOVEMBER 13

Valparaiso at Ball State
Cleveland State at St. Bonaventure
Concordia-St. Paul at Milwaukee
Wright State at Washington
Green Bay vs. UAB (*Kent, Ohio*)
Loyola at Kansas State
Youngstown State at Xavier

NOVEMBER 14

Davidson at Butler
Illinois-Springfield at UIC
Wright State vs. Portland State (*Seattle, Wash.*)
Green Bay vs. Samford (*Kent, Ohio*)

NOVEMBER 15

Western Michigan at Detroit
Hiram at Youngstown State
Valparaiso at North Carolina
Wright State vs. Belmont (*Seattle, Wash.*)
Green Bay at Kent State

NOVEMBER 16

Wilmington at Cleveland State
Milwaukee vs. Western Kentucky (*Baton Rouge, La.*)

NOVEMBER 17

Milwaukee vs. LSU/Indiana State (*Baton Rouge, La.*)
Canisius at Loyola

NOVEMBER 18

UIC at Central Michigan
Kent State at Youngstown State
Northern Michigan at Green Bay
Butler at Northwestern

NOVEMBER 19

Florida A&M at Cleveland State
IU-South Bend at Valparaiso

NOVEMBER 20

Loyola at Holy Cross

NOVEMBER 21

Long Beach State at Green Bay
Hillsdale at Milwaukee
Detroit at Albany
Butler at Evansville
Youngstown State at Saint Peter's
Sam Houston State at Cleveland State

NOVEMBER 22

Valparaiso at Michigan State
Detroit vs. Alcorn State (*Albany, N.Y.*)

NOVEMBER 23

Illinois State at UIC
Western Michigan at Loyola
Milwaukee at NIT Season Tip-Off

NOVEMBER 24

Central Michigan at Wright State
Geneva at Youngstown State
Cleveland State vs. Kentucky (*Cancun, Mexico*)
Milwaukee at NIT Season Tip-Off

NOVEMBER 25

Cleveland State vs. Stanford/Virginia (*Cancun, Mexico*)
Milwaukee at NIT Season Tip-Off

NOVEMBER 26

Butler vs. Minnesota (*Anaheim, Calif.*)

NOVEMBER 27

Valparaiso at Georgia Southern
Green Bay at North Dakota State
Butler vs. UCLA/Portland State (*Anaheim, Calif.*)

NOVEMBER 28

Wichita State at Cleveland State
Detroit at DePaul
Wright State at Northeastern
Milwaukee at Bowling Green
UIC at Southern Illinois
Valparaiso vs. Troy (*Statesboro, Ga.*)
Youngstown State at Pittsburgh
St. Ambrose at Loyola

NOVEMBER 29

Valparaiso vs. Arkansas-Fort Smith (*Statesboro, Ga.*)
Green Bay at North Dakota
Butler vs. TBA (*Anaheim, Calif.*)

DECEMBER 2

Butler at Ball State

DECEMBER 3

Youngstown State at Detroit
Loyola at Green Bay
UIC at Milwaukee
Cleveland State at Wright State

DECEMBER 5

Cleveland State at Detroit
Valparaiso at Butler
Youngstown State at Wright State
UIC at Green Bay
Loyola at Milwaukee

DECEMBER 8

Tennessee State at Detroit
Butler vs. Georgetown (*New York, N.Y.*)
Wright State at Toledo
Milwaukee at Marquette

DECEMBER 9

Valparaiso at Purdue
Wisconsin at Green Bay

DECEMBER 12

Ohio State at Butler
Wilberforce at Cleveland State
Toledo at Valparaiso
Milwaukee at North Dakota State
San Francisco at Loyola

DECEMBER 13

Detroit at Michigan
Wright State at Miami (*Ohio*)
Green Bay at Oakland
UIC at DePaul

DECEMBER 15

Robert Morris at Cleveland State

DECEMBER 16

Wright State at Mississippi State
Oregon State at UIC
Loyola at Bradley
Youngstown State at St. Francis (Pa.)

DECEMBER 19

Xavier at Butler
Youngstown State at Green Bay
Bowling Green at Detroit
Northern Illinois at UIC
Maryland-Eastern Shore at Wright State
Concordia (Wis.) at Valparaiso
Miami (*Ohio*) at Milwaukee

DECEMBER 20

Loyola at SIU-Edwardsville

DECEMBER 22

Valparaiso at IPFW
UIC at Akron
Central Michigan at Detroit
High Point at Youngstown State
Arkansas-Little Rock at Wright State
Buffalo at Green Bay
Albany at Loyola
Cleveland State at Ohio State
Butler at UAB

DECEMBER 23

Milwaukee at Wisconsin

DECEMBER 27

UIC at Wisconsin
Valparaiso at Akron

DECEMBER 28

Shawnee State at Detroit
Sam Houston State at Wright State
St. Francis (Ill.) at Loyola

DECEMBER 29

Toledo at UIC
Cleveland State at Kansas State

DECEMBER 30

Robert Morris at Youngstown State

DECEMBER 31

Detroit at UIC
Wright State at Loyola
Green Bay at Butler
Milwaukee at Valparaiso

JANUARY 2

Milwaukee at Butler
Wright State at UIC
Cleveland State at Youngstown State
Green Bay at Valparaiso
Detroit at Loyola

JANUARY 5

Milwaukee at SIU-Edwardsville

JANUARY 7

UIC at Youngstown State
Loyola at Cleveland State

JANUARY 8

Valparaiso at Detroit
Butler at Wright State

JANUARY 9

Green Bay at Milwaukee
Loyola at Youngstown State
UIC at Cleveland State

JANUARY 10

Butler at Detroit
Valparaiso at Wright State

JANUARY 14

Cleveland State at Butler
Youngstown State at Valparaiso
Wright State at Green Bay
Detroit at Milwaukee

JANUARY 15

Loyola at UIC

JANUARY 16

Cleveland State at Valparaiso
Youngstown State at Butler
Detroit at Green Bay
Wright State at Milwaukee

JANUARY 19

Green Bay at Houston Baptist

JANUARY 21

Valparaiso at UIC
Butler at Loyola

JANUARY 22

Milwaukee at Youngstown State
Green Bay at Cleveland State

JANUARY 23

Butler at UIC
Wright State at Detroit
Valparaiso at Loyola

JANUARY 24

Milwaukee at Cleveland State
Green Bay at Youngstown State

JANUARY 27

N.C. Central at Youngstown State

JANUARY 28

Loyola at Detroit
UIC at Wright State

JANUARY 29

Valparaiso at Milwaukee
Butler at Green Bay

JANUARY 30

Loyola at Wright State
UIC at Detroit
Youngstown State at Cleveland State

JANUARY 31

Valparaiso at Green Bay
Butler at Milwaukee

FEBRUARY 4

Detroit at Butler
Wright State at Valparaiso
Youngstown State at Loyola
Cleveland State at UIC

FEBRUARY 6

Detroit at Valparaiso
Wright State at Butler
Youngstown State at UIC
Cleveland State at Loyola
Milwaukee at Green Bay

FEBRUARY 8

Loyola at Butler
Chicago State at Detroit
UIC at Valparaiso

FEBRUARY 11

Green Bay at Detroit
Butler at Youngstown State
Milwaukee at Wright State
Valparaiso at Cleveland State

FEBRUARY 13

Butler at Cleveland State
UIC at Loyola
Milwaukee at Detroit
Valparaiso at Youngstown State
Green Bay at Wright State

FEBRUARY 16

Cleveland State at Green Bay

FEBRUARY 17

UIC at Butler
Detroit at Wright State
Loyola at Valparaiso

FEBRUARY 18

Cleveland State at Milwaukee

FEBRUARY 20

BracketBusters
Home: Butler, Cleveland State, Detroit, Green Bay, Milwaukee
Away: Loyola, UIC, Valparaiso, Wright State, Youngstown State

FEBRUARY 25

Detroit at Cleveland State
Wright State at Youngstown State
Green Bay at UIC
Milwaukee at Loyola

FEBRUARY 26

Butler at Valparaiso

FEBRUARY 27

Detroit at Youngstown State
Green Bay at Loyola
Milwaukee at UIC
Wright State at Cleveland State

HORIZON LEAGUE CHAMPIONSHIP

March 2
First Round

March 5
Second Round

March 6
Semifinals

March 9
Championship

LOYOLA COACH AND STAFF DIRECTORY

ADMINISTRATION

Name	Title	Phone	E-mail
Dr. John Planek	Director of Athletics	(773) 508-2560	jplanek@luc.edu
Carolyn O'Connell	Senior Associate Athletics Director	(773) 508-2584	coconne@luc.edu
Dr. Tom Hitcho	Senior Associate Athletics Director	(773) 508-2567	thitcho@luc.edu
Brian Sisson	Ticket Manager	(773) 508-9653	bsisson@luc.edu
Pat Schultz	Director of Marketing and Promotions	(773) 508-2566	pschul@luc.edu
Erik Weiler	Facilities Director	(773) 508-2610	eweiler@luc.edu
Matt Mallon	Assistant Facilities Director	(773) 508-2640	mmallo1@luc.edu
Phyllis Williams	Academic Program Director	(773) 508-3195	pillia@luc.edu
Pat Hoffmann	Academic Advisor for Student-Athletes	(773) 508-7732	phoffm1@luc.edu
Elisa Ryan	Administrative Assistant	(773) 508-2560	eryan1@luc.edu

SPORTS INFORMATION

Bill Behrns	Sports Information Director	(773) 508-2575	bbehrns@luc.edu
Leo Krause	Assistant Sports Information Director	(773) 508-2497	lkrause@luc.edu
Bob Healy	Sports Information Intern	(773) 508-2557	rhealy@luc.edu

ATHLETICS TRAINING

Dr. Tom Hitcho	Head Athletics Trainer	(773) 508-2567	thitcho@luc.edu
Chris Konior	Assistant Athletics Trainer	(773) 508-2571	ckonior@luc.edu
Bryan Yonka	Assistant Athletics Trainer	(773) 508-2626	byonka@luc.edu
Amanda Buchanan	Assistant Athletics Trainer	(773) 508-2626	abuchanan1@luc.edu

STRENGTH AND CONDITIONING

Ryan Carroll	Head Strength & Conditioning Coach	(773) 508-8898	rcarro4@luc.edu
--------------	------------------------------------	----------------	-----------------

MEN'S BASKETBALL

Jim Whitesell	Head Men's Basketball Coach	(773) 508-8818	
Patrick Baldwin	Assistant Men's Basketball Coach	(773) 508-3787	pbaldwi@luc.edu
Kevin Mondro	Assistant Men's Basketball Coach	(773) 508-2578	kmondro@luc.edu
Bill Comar	Assistant Men's Basketball Coach	(773) 508-2564	wcomar@luc.edu
Lou Chapman	Coordinator of Basketball Operations	(773) 508-8818	dchapman@luc.edu

WOMEN'S BASKETBALL

Eric Simpson	Head Women's Basketball Coach	(773) 508-2558	esimpo@luc.edu
Brent Brown	Assistant Women's Basketball Coach	(773) 508-2559	bbrown8@luc.edu
Clare Bodensteiner	Assistant Women's Basketball Coach	(773) 508-8816	cbodensteiner@luc.edu
LaToya Howell	Assistant Women's Basketball Coach	(773) 508-2576	lhowell@luc.edu
Jennifer Callan	Coordinator of Basketball Operations	(773) 508-8813	jcullan@luc.edu

WOMEN'S VOLLEYBALL

Marcie Wolbeck	Head Women's Volleyball Coach	(773) 508-2588	mwolbeck@luc.edu
Julie Wiejak	Assistant Women's Volleyball Coach	(773) 508-8749	jwiejak@luc.edu

MEN'S VOLLEYBALL

Shane Davis	Head Men's Volleyball Coach	(773) 508-8897	sdavis6@luc.edu
Matt Martin	Assistant Men's Volleyball Coach	(773) 508-8896	mmartin3@luc.edu

WOMEN'S SOCCER

Frank Mateus	Head Women's Soccer Coach	(773) 508-2561	fmateus@luc.edu
Richard Drake	Assistant Women's Soccer Coach	(773) 508-2495	rdrake1@luc.edu

MEN'S SOCCER

Brendan Eitz	Head Men's Soccer Coach	(773) 508-2570	beitz@luc.edu
Tim McBride	Assistant Men's Soccer Coach	(773) 508-8886	tmcbr1@luc.edu

SOFTBALL

Yvette Healy	Head Softball Coach	(773) 508-2580	yhealy@luc.edu
Missy Beseres	Assistant Softball Coach	(773) 508-2581	mbesere@luc.edu

CROSS COUNTRY/TRACK & FIELD

Rick Wemple	Head XC and Track Coach	(773) 508-2582	rwemple@luc.edu
Sterling Moss	Assistant XC and Track Coach	(773) 508-2585	smoss1@luc.edu
Pat McGarry	Assistant Track and Field Coach	(773) 508-2585	pmcgar1@luc.edu

MEN'S GOLF

Adam Kwiatkoski	Head Men's Golf Coach	(773) 508-2445	akwiatkoski@yahoo.com
-----------------	-----------------------	----------------	-----------------------

WOMEN'S GOLF

Jennifer Feldott Hall	Head Women's Golf Coach	(773) 508-2456	jhall11@luc.edu
-----------------------	-------------------------	----------------	-----------------

CHEERLEADING

Beccy Sullivan	Head Cheerleading Coach	(847) 869-9405	brenbec@gmail.com
----------------	-------------------------	----------------	-------------------

LOYOLA UNIVERSITY CHICAGO **STAFF**



Patrick Baldwin
*Assistant Men's
Basketball Coach*



Bill Behrns
*Sports Information
Director*



Missy Beseres
Assistant Softball Coach



Clare Bodensteiner
*Assistant Women's
Basketball Coach*



Brent Brown
*Assistant Women's
Basketball Coach*



Amanda Buchanan
*Assistant Athletics
Trainer*



Jennifer Callan
*Coordinator of Women's
Basketball Operations*



Ryan Carroll
*Strength and
Conditioning Coach*



Lou Chapman
*Coordinator of Men's
Basketball Operations*



Bill Comar
*Assistant Men's
Basketball Coach*



Shane Davis
*Head Men's Volleyball
Coach*




Richard Drake
*Assistant Women's
Soccer Coach*



Brendan Eitz
*Head Men's Soccer
Coach*



Jennifer Feldott Hall
*Head Women's Golf
Coach*



**Fr. Michael
Garanzini, S.J.**
President



Bob Healy
*Sports Information
Intern*



Yvette Healy
Head Softball Coach



Pat Hoffmann
*Academic Advisor for
Student-Athletes*



LaToya Howell
*Assistant Women's
Basketball Coach*



Dr. Robert Kelly
*Vice President/Student
Development*



Chris Konior
*Assistant Athletics
Trainer*



Leo Krause
*Assistant Sports
Information Director*

LOYOLA UNIVERSITY CHICAGO **STAFF**



Adam Kwiatkoski
Head Men's Golf Coach



Matt Mallon
*Assistant Facilities
Director*



Matt Martin
*Assistant Men's
Volleyball Coach*



Frank Mateus
*Head Women's Soccer
Coach*



Tim McBride
*Assistant Men's Soccer
Coach*



Pat McGarry
*Assistant Track & Field
Coach*



Kevin Mondro
*Assistant Men's
Basketball Coach*



Sterling Moss
*Assistant XC/Track and
Field Coach*



Elisa Ryan
Administrative Assistant



Pat Ryan
Director of Development



Pat Schultz
Director of Marketing



Eric Simpson
*Head Women's
Basketball Coach*



Brian Sisson
Ticket Manager



Beccy Sullivan
Cheerleading Coach



Erik Weiler
Facilities Director



Jim Whitesell
*Head Men's Basketball
Coach*



Julie Wiejak
*Assistant Women's
Volleyball Coach*



Phyllis Williams
*Academic Program
Director for Student-
Athletes*



Marcie Wolbeck
*Head Women's Volleyball
Coach*



Bryan Yonka
*Assistant Athletics
Trainer*

RADIO/TV SPOTTER CHART



#1

Gabe Kindred
Fr., 6-1, G
Oakland, Calif.




#2

Jordan Hicks
So., 6-6, G/F
Rochester, Minn.




#4

Shaun Adams
Fr., 6-6, F
Liberty, Mo.



#5

Tom Neary
So., 6-7, F
Brookfield, Wis.



#10

Courtney Stanley
So., 6-1, G
Philadelphia, Pa.



#12

Aric Van Weelden
Sr., 6-3, G
Munster, Ind.




#13

Kevin Muldowney
Fr., 5-10, G
Western Springs, Ill.




#14

Terrance Hill
Jr., 6-4, G
Kansas City, Mo.



#22

Marcus Thomas
Sr., 6-2, G
Indianapolis, Ind.



#23

Geoff McCammon
Jr., 6-4, G
Roselle, Ill.




#24

Ben Averkamp
Fr., 6-7, F
Germantown, Wis.



#25

Charles Winborne
Fr., 6-1, G
Bossier City, La.




#30

Ryan Sterling
Jr., 6-4, G
Fishers, Ind.



#32

Andy Polka
Sr., 6-7, F
Oshkosh, Wis.



#33

Walt Gibler
So., 6-7, F
Cincinnati, Ohio



#44

John Benkoske
So., 6-9, C
Oshkosh, Wis.



Jim Whitesell
Head Coach
Sixth Season



Patrick Baldwin
Assistant Coach
Sixth Season



Kevin Mondro
Assistant Coach
Second Season



Bill Comar
Assistant Coach
Second Season