




OREGON STATE BASEBALL HISTORY



Norb Wellman


Ralph Coleman





OREGON STATE YEARLY FINISHES

YEAR	COACH	OVERALL	LEAGUE	PLACE	FINAL POLLS
1907	F.C. McReynolds	5-2	-	-	
1908	Joe Fay	11-4	-	Oregon Collegiate Champs	
1909	Otto Moore	5-4	-	-	
1910	Felder Jones	13-4-1	-	Northwest Collegiate Champs	
1911	Frederick Walker	8-7	-	-	
1912	E.J. Stewart	5-9	-	-	
1913	Jesse Garrett	7-10	4-4	1st tie, Northern Division West	
1914	Wilkie Clark	7-9	1-7	3rd, Northern Division West	
1915	Roy Goble	13-8	5-1	1st, Northern Division West	
1916	Hans Loof	10-9-1	5-3	1st, Northern Division West	
1917	No team - World War I				
1918	J.D. Baldwin	4-6	-	-	
1919	Jimmie Richardson	7-7	2-5	2nd, Northern Division West	
1920	Jimmie Richardson	12-11	11-8	-, Northern Division	
1921	Jimmie Richardson	11-8-1	5-7-1	-, Northern Division	
1922	Guy Rathbun	13-8	9-8	3rd, Northern Division	
1923	Ralph Coleman	10-6	8-6	-, Northern Division	
1924	Ralph Coleman	16-8-1	11-8	3rd, Northern Division	
1925	Ralph Coleman	11-2	11-2	1st, Northern Division	
1926	Ralph Coleman	6-7	2-6	3rd, Northern Division West	
1927	Ralph Coleman	13-5	5-3	1st tie, Northern Division West	
1928	Ralph Coleman	8-6	3-5	3rd, Northern Division West	
1929	Roy Lamb	10-9	8-8	3rd tie, Northern Division	
1930	Ralph Coleman	16-6	10-6	2nd, Northern Division	
1931	Ralph Coleman	9-10	7-9	3rd tie, Northern Division	
1932	Slats Gill	10-9	8-8	3rd, Northern Division	
1933	Slats Gill	9-5	-	-	
1934	Slats Gill	10-15	5-11	5th, Northern Division	
1935	Slats Gill	11-11	8-8	3rd tie, Northern Division	
1936	Slats Gill	8-16	7-9	4th, Northern Division	
1937	Slats Gill	8-14	4-12	4th, Northern Division	
1938	Ralph Coleman	18-7	10-6	1st tie, Northern Division	
1939	Ralph Coleman	15-9	7-8	3rd, Northern Division	
1940	Ralph Coleman	19-5	13-3	1st, Northern Division	
1941	Ralph Coleman	15-10	8-8	3rd, Northern Division	
1942	Ralph Coleman	14-8	8-6	3rd, Northern Division	
1943	Ralph Coleman	14-6	12-4	1st tie, Northern Division	
1944	No team - World War II				
1945	No team - World War II				
1946	Ralph Coleman	16-10	10-6	2nd, Northern Division	
1947	Ralph Coleman	14-11	6-10	4th, Northern Division	
1948	Ralph Coleman	7-7	4-7	4th, Northern Division	
1949	Ralph Coleman	15-8	8-7	3rd, Northern Division	
1950	Ralph Coleman	7-12	5-9	4th, Northern Division	
1951	Ralph Coleman	23-6	10-4	1st, Northern Division	
1952	Ralph Coleman	27-12	10-6	1st, Northern Division	
1953	Ralph Coleman	15-9	8-3	2nd, Northern Division	
1954	Ralph Coleman	12-8	10-6	2nd tie, Northern Division	
1955	Ralph Coleman	15-10	8-4	2nd, Northern Division	
1956	Ralph Coleman	17-13	7-8	3rd, Northern Division	
1957	Ralph Coleman	18-13	8-7	2nd, Northern Division	
1958	Ralph Coleman	18-11	10-4	1st, Northern Division	
1959	Ralph Coleman	21-7	7-6	4th, Northern Division	
1960	Ralph Coleman	18-5	7-5	2nd, Northern Division	
1961	Ralph Coleman	27-14	8-6	2nd, Northern Division	
1962	Ralph Coleman	26-6	11-4	1st, Northern Division	13th CB
1963	Ralph Coleman	23-12	11-4	1st, Northern Division	10th CB
1964	Ralph Coleman	25-11	8-8	3rd, Northern Division	22nd CB
1965	Ralph Coleman	15-19	7-11	3rd, Northern Division	
1966	Ralph Coleman	18-17	4-13	4th, Northern Division	
1967	Gene Tanselli	23-13	9-6	3rd tie, Pacific-8	
1968	Gene Tanselli	23-13-1	6-12	7th, Pacific-8	
1969	Gene Tanselli	17-20-1	9-12	5th, Pacific-8	
1970	Gene Tanselli	19-15	5-6	2nd, Northern Division	
1971	Gene Tanselli	18-17	6-10	3rd, Northern Division	
1972	Gene Tanselli	13-24	2-15	4th, Northern Division	
1973	Jack Riley	15-20-1	5-13	4th, Northern Division	
1974	Jack Riley	16-23	6-12	3rd tie, Northern Division	
1975	Jack Riley	28-10-1	13-5	1st tie, Northern Division	
1976	Jack Riley	31-15	12-6	2nd, Northern Division	
1977	Jack Riley	31-17	12-6	2nd, Northern Division	
1978	Jack Riley	22-22-2	6-9	3rd, Northern Division	
1979	Jack Riley	21-25	4-11	3rd, Northern Division	
1980	Jack Riley	33-16	8-9	2nd, Northern Division	
1981	Jack Riley	29-14-1	11-7	2nd tie, Northern Division	
1982	Jack Riley	29-15	16-8	1st, Northern Division	
1983	Jack Riley	27-17	17-7	1st, Northern Division	
1984	Jack Riley	22-23	11-11	4th, Northern Division (2nd, ND tourney)	
1985	Jack Riley	34-17	12-12	3rd tie, Northern Division (1st, ND tourney)	29th CB
1986	Jack Riley	39-15	18-5	1st, Northern Division (1st, ND tourney)	21st BA; 29th CB



Gene Tanselli



Slats Gill

1987	Jack Riley	31-15	15-9	2nd, Northern Division (5th in ND tourney)
1988	Jack Riley	30-19	14-10	2nd, Northern Division (3rd in ND tourney)
1989	Jack Riley	27-23	15-9	2nd tie, Northern Division (3rd in ND tourney)
1990	Jack Riley	30-22	15-9	2nd, Northern Division (3rd in ND tourney)
1991	Jack Riley	28-20	12-8	2nd, Northern Division (2nd in ND tourney)
1992	Jack Riley	23-30	10-20	6th, Northern Division
1993	Jack Riley	31-18	20-10	2nd, Northern Division
1994	Jack Riley	35-16	22-8	1st, Northern Division
1995	Pat Casey	25-24-1	14-16	4th tie, Northern Division
1996	Pat Casey	32-16-1	14-10	2nd, Northern Division
1997	Pat Casey	38-12-1	18-6	2nd, Northern Division
1998	Pat Casey	35-14-1	15-9	2nd, Northern Division
1999	Pat Casey	19-35	7-17	8th, Pacific-10
2000	Pat Casey	28-27	9-15	6th, Pacific-10
2001	Pat Casey	31-24	11-13	6th, Pacific-10
2002	Pat Casey	31-23	10-14	6th, Pacific-10
2003	Pat Casey	25-28	7-17	8th tie, Pacific-10
2004	Pat Casey	31-22	10-14	6th tie, Pacific-10
2005	Pat Casey	46-12	19-5	1st, Pacific-10
2006	Pat Casey	50-16	16-7	1st, Pacific-10; NCAA champ

NOTE: From 1967 on, records include only games against NCAA or NAIA four-year schools. For polls, ABCA denotes American Baseball Coaches Association/USA Today; BA denotes Baseball America magazine; CB denotes Collegiate Baseball newspaper; NCBWA denotes National Collegiate Baseball Writers Association.

OSU COACHING RECORDS

NAME	YEARS	OVERALL	LEAGUE	1ST
F.C. McReynolds	1907 (1)	5-2 .714	-	0
Joe Fay	1908 (1)	11-4 .733	-	1
Otto Moore	1909 (1)	5-4 .556	-	0
Felder Jones	1910 (1)	13-4-1 .750	-	1
Walker	1911 (1)	8-7 .533	-	0
E.J. Stewart	1912 (1)	5-9 .357	-	0
Jesse Garrett	1913 (1)	7-10 .412	4-4	.500
Wilkie Clark	1914 (1)	7-9 .438	1-7	.125
Roy Goble	1915 (1)	13-8 .619	5-1	.833
Hans Loof	1916 (1)	10-9-1 .525	5-3	.625
J.D. Baldwin	1918 (1)	4-6 .400	-	0
Jimmie Richardson	1919-21 (3)	30-26-1 .535	18-20-1	.474
Guy Rathbun	1922 (1)	13-8 .619	9-8	.529
Ralph Coleman	1923-28, 1930-31, 1938-66 (35)	561-316-1 .640	279-218	.561
Roy Lamb	1929 (1)	10-9 .526	8-8	.500
Slats Gill	1932-37 (6)	56-70 .444	32-48	.400
Gene Tanselli	1967-72 (6)	113-102-2 .525	37-61	.378
Jack Riley	1973-94 (22)	613-411-5 .596	274-101	.731
Pat Casey	1995-present (12)	391-253-4 .606	150-143	.512

2007 OREGON STATE BASEBALL



OREGON STATE SCHOOL RECORDS

Individual hitting

BATTING AVERAGE

Season: .423, Randy Duke, 1987.

Career: .379, Jay Dean, 1952-55.

AT-BATS

Game: 9, Mel Cuckovich, 1972 vs. Washington; Doug Miller, 1972 vs. Washington.

Season: 261, Darwin Barney, 2006.

Career: 725, Andy Jarvis, 2000-03.

RUNS

Game: 6, Bobby Buob, 1954 vs. Washington; Jim Ruggles, 1954 vs. Washington; Ken Bowen, 1985 vs. Chico State.

Season: 83, Cole Gillespie, 2006.

Career: 168, Jacoby Ellsbury, 2003-05.

HITS

Game: 5, Bill Meyer, 1939 vs. Idaho; Jay Dean, 1952 vs. Fresno State; Jay Dean, Jack Pinion, 1954 vs. Washington; 1955 vs. Washington State; Dave Hummel, 1971 vs. California; Jerry Yung, 1979 vs. Lewis & Clark; Ron Dyer, 1980 vs. Linfield; Dain Syverson, 1984 vs. Washington State; Ken Bowen, 1985 vs. Chico State; Jeff Brauning, 1988 vs. Washington; Jeff Brauning, 1988 vs. Eastern Washington; R.A. Neitzel, 1990 vs. Western Oregon; Mike Leone, 1996 vs. Creighton; Joe Gerber, 1999 vs. Washington; Josh Carter, 1999 vs. Portland; Andy Jarvis, 2003 vs. New Mexico; Seth Pietsch, 2003 vs. New Mexico; Aaron Mathews, 2003 vs. Washington State; Mike Hass, 2004 vs. Arkansas-Little Rock; Andy Jenkins, 2005 vs. Southern California; Chris Kunda, 2006 vs. Texas-Pan American; Tyler Graham, 2006 vs. Stanford.

Season: 99, Jacoby Ellsbury, 2005.

Career: 236, Jacoby Ellsbury, 2003-05.

DOUBLES

Game: 3, Rich Harper, 1978 vs. Cal State-Sacramento; Dan Pearson, 1979 vs. Puget Sound; Steve Rudolph, 1979 vs. Puget Sound; Mike Leone, 1996 vs. Creighton; Garrett Bates, 1999 vs. Washington State; Chris Biles, 2003 vs. Washington State; Tony Calderon, 2003 vs. Washington State; Paul Richie, 2003 vs. Portland; Aaron Mathews, 2004 vs. The Citadel; Mike Lissman, 2005 vs. New Mexico State; Shea McFeely, 2005 vs. Arizona; Jacoby Ellsbury, 2005 vs. UCLA; Mitch Canham, 2005 vs. St. John's; Chris Kunda, 2006 vs. Texas-Pan American; Cole Gillespie, 2006 vs. Kansas.

Season: 25, Cole Gillespie, 2006.

Career: 49, Chris Biles, 2000-2003.

TRIPLES

Game: 2, Karl Jensen, 1932 vs. Idaho; John Collins, 1990 vs. Western Oregon; Jim Champion, 1994 vs. Pacific (Ore.); Abino Vazquez, 1997 vs. Gonzaga; Abino Vazquez, 1997 vs. Portland State; Shea McFeely, 2006 vs. New Mexico.

Season: 7, Abino Vazquez, 1997.

Career: 13, Todd Thomas, 1980-83.

HOME RUNS

Game: 3, Jerry Exley, 1956 vs. Oregon; Darryl Summerfield, 1968 vs. Washington; Jim Wilson, 1982 vs. Washington State; Steve Smith, 1983

vs. Oregon Tech; Ben Bertrand, 1998 vs. Washington; Andy Jarvis, 2001 vs. Washington State.

Season: 21, Jim Wilson, 1982.

Career: 34, Joe Gerber, 1997-2000; Andy Jarvis, 2000-2003.

RUNS BATTED IN

Game: 9, Ken Bowen, 1985 vs. Chico State.

Season: 67, Joe Gerber, 2000.

Career: 173, Andy Jarvis, 2000-03.

TOTAL BASES

Game: 14, Jim Wilson, 1982 vs. Washington State.

Season: 163, Cole Gillespie, 2006.

Career: 382, Andy Jarvis, 2000-03.

SLUGGING PERCENTAGE

Season: .829, Jim Wilson, 1982.

Career: .640, Jim Wilson, 1980-82.

STOLEN BASES

Game: 4, Steve Lyons, 1979 vs. Oregon Tech; David Anderson, 1991 vs. Willamette.

Season: 29, Dave Brundage, 1986.

Career: 62, Todd Thomas, 1980-83.

WALKS

Game: 5, Bob Beall, 1970 vs. UCLA.

Season: 48, Rich Dodge, 1977.

Career: 120, Ken Bowen, 1984-87.

STRIKEOUTS

Game: 5, Zach Gordon, 2001 vs. San Diego State.

Season: 58, Troy Schader, 1999.

Career: 151, Ryan Lipe, 1995-98.

HIT BY PITCH

Game: 3, Jim Champion, 1992 vs. Portland; Tyson Vermillion, 1996 vs. Washington State; Tyson Vermillion, 1997 vs. Oklahoma; Bryan Ingram, 1999 vs. Gonzaga; Todd Shelton, 2005 vs. New Mexico State; Bill Rowe, 2006 vs. Stanford.

Season: 14, Curtis Davis, 2001; Cole Gillespie, 2006.

Career: 30, Ryan Lipe, 1995-98; Jacoby Ellsbury, 2003-05.

Individual pitching

WINS

Season: 14, Scott Christman, 1993 (14-1).

Career: 30, Ken Noble, 1975-78 (30-17).

LOSSES

Season: 9, B.R. Cook, 1999 (6-9); Thad Johnson, 2001 (6-9).

Career: 18, Mason Smith, 1991-94 (22-18).

WINNING PERCENTAGE

Season: 1.000, Mark Newell, 1997 (8-0).

Career: .917, Leon Criner, 1959-61 (11-1).

SAVES

Season: 20, Kevin Gunderson, 2006.

Career: 37, Kevin Gunderson, 2004-06.

EARNED RUN AVERAGE

Season: 1.07, Bill Oerding, 1960.

Career: 1.79, Cecil Ira, 1961-63.

STRIKEOUTS

Game: 17, Mason Smith, 1994 vs. Portland.

Season: 131, Jonah Nickerson, 2006.

Career: 299, Jonah Nickerson, 2004-06.

WALKS

Game: Not available.

Season: 62, Jeff Reece, 1983.

Career: 160, John Sipple, 1985-88.

HITS

Game: Not available.

Season: 137, Scott Nicholson, 2001.

Career: 348, Mike Gorman, 1979-82.

INNINGS PITCHED

Game: 16.0, Greg Jurgenson, 1972 vs. Washington.

Season: 136.2, Jonah Nickerson, 2006.

Career: 348.2, Ken Noble, 1975-78.

COMPLETE GAMES

Season: 12, Cecil Ira, 1962.

Career: 28, Cecil Ira, 1961-63.

SHUTOUTS

Season: 5, Cecil Ira, 1963.

Career: 10, Cecil Ira, 1961-63.

RUNS ALLOWED

Game: Not available.

Season: 90, Mark Newell, 1999.

Career: 229, Stephen Copeland, 2000-03.

WILD PITCHES

Game: Not available.

Season: 15, Scott Christman, 1992.

Career: 28, Kevin Hooker, 1991-95.

HIT BATTERS

Game: Not available.

Season: 32, Dallas Buck, 2005.

Career: 74, Dallas Buck, 2004-06.

Team hitting

BATTING AVERAGE

Season: .327, 1997.

AT-BATS

Game: 74, 1972 vs. Washington.

Season: 2,264, 2006.

RUNS

Game: 36, 1985 vs. Chico State (36-12).

Season: 504, 1997.

HITS

Game: 27, 1954 vs. Washington.

Season: 684, 2006.

DOUBLES

Game: 10, 1979 vs. Puget Sound; 2003 vs. Portland.

Season: 125, 2006.

TRIPLES

Game: 4, 1980 vs. Western Oregon; 1994 vs. Maine; 1997 vs. Portland State.

Season: 31, 2006.

HOME RUNS

Game: 7, 2000 vs. Portland; 2001 vs. Washington.

Season: 60, 1998.

RUNS BATTED IN

Game: 34, 1985 vs. Chico State.

Season: 455, 1997.

TOTAL BASES

Game: Not available.

Season: 979, 2006.

SLUGGING PERCENTAGE

Season: .497, 1997.

STOLEN BASES

Game: 10, many times.

Season: 101, 1986.

WALKS

Game: 22, 1985 vs. Chico State.

Season: 337, 1998.

STRIKEOUTS

Game: 18, 1941 vs. Idaho; 1997 vs. Washington State; 1972 vs. Washing-

ton.

Season: 460, 1999.

HIT BY PITCH

Game: Not available.

Season: 80, 1997.

HIT INTO DOUBLE PLAYS

Game: Not available.

Season: 55, 2006.

Team pitching

WINS

Season: 50, 2006 (50-16).

LOSSES

Season: 35, 1999 (19-35).

SAVES

Season: 21, 2005; 2006.

EARNED RUN AVERAGE

Season: 2.32, 1964.

STRIKEOUTS

Game: 18, 1941 vs. Idaho.

Season: 463, 2005.

WALKS

Game: Not available.

Season: 254, 1992.

HITS

Game: Not available.

Season: 608, 1999.

INNINGS PITCHED

Game: 20.0, 1972 vs. Washington.

Season: 585.1, 2006.

COMPLETE GAMES

Season: 24, 1994.

SHUTOUTS

Season: 8, 1976, 1993, 2006.

RUNS ALLOWED

Game: 26, 1973 vs. Washington State (6-26).

Season: 446, 1999.

WILD PITCHES

Game: Not available.

Season: 66, 1999.

HIT BATTERS

Game: Not available.

Season: 76, 2004.

Team fielding

ERRORS

Game: Not available.

Season: 101, 1977.

DOUBLE PLAYS

Game: Not available.

Season: 68, 1987.

FIELDING PERCENTAGE

Season: .975, 2006.

Etc.

Longest Hitting Streak, Individual:

31 games, Jeff Brauning, 1989.

No-hitters: Fred Gallagher vs. Montana, April 12, 1947; OSU 1, Montana 0.

Cleve Benson, Eric Selberg, Jack Humphrey vs. Portland, April 11, 1967; OSU 11, Portland 0.

Most Consecutive Shutout Innings Pitched, Individual: 45, Ken Forsch, 1968.

Most Consecutive Pitching Wins, Individual: 14, Scott Christman, 1993.

Longest Game: 20 innings, 1972 vs. Washington; Washington 2, OSU 1.

Most Runs, Both Teams: 48, 1985 vs. Chico State; OSU 36, Chico State 12.

Most Home Runs, One Inning, Team: 4, 1966 vs. Oregon; 2003 vs. California.

Most Runs, One Inning, Team: 16 (first inning), 1997 vs. Portland.

Longest Winning Streak, Team: 18

games, 1951, 1962.

Longest Losing Streak, Team: 9

games, 1966.


Most Wins, Regular Season, Team: 41, 2005.

Largest Margin Of Victory: 30 runs; OSU 33, Portland 3, 1997.

Largest Margin of Defeat: 20 runs; Washington State 26, OSU 6, 1973.

Largest Deficit Overcome: 14 runs; OSU 16, New Mexico State 14, 2003.

Largest Goss Stadium at Coleman Field Crowd: 5,000; June 7, 19



OREGON STATE CAREER LEADERS

Batting average

(minimum 260 at-bats)

1. Jay Dean, 1952-55	379
2. A.J. Marquardt, 1993-94	373
3. Jacoby Ellsbury, 2003-05	365
4. Joe Gerber, 1997-2000	362
(tie) Brian Barden, 2000-02	362
6. Ben Bertrand, 1996-98	358
7. Dan Cunningham, 1971-73	354
8. Chris Biles, 2000-03	353
9. Dave Brundage, 1984-86	350
(tie) Mike Leone, 1996-97	350

At-bats

1. Andy Jarvis, 2000-03	725
2. Shea McFeely, 2004-06	653
3. Jon Yonemitsu, 1990-93	648
4. Jacoby Ellsbury, 2003-05	646
5. Ken Bowen, 1984-87	643
6. Brian Barden, 2000-02	639
7. Aaron Anderson, 1988-92	613
8. Pete Rowe, 1974-77	593
9. Chris Kunda, 2003-06	591
10. Ryan Lipe, 1995-98	581

Hits

1. Jacoby Ellsbury, 2003-05	236
2. Andy Jarvis, 2000-03	232
3. Brian Barden, 2000-02	231
4. Ken Bowen, 1984-87	206
5. Joe Gerber, 1997-2000	201
6. Chris Biles, 2000-03	199
7. Shea McFeely, 2004-06	198
8. Drew Hedges, 1997-2000	187
9. Pete Rowe, 1974-77	186
10. Aaron Anderson, 1988-92	185

Runs

1. Jacoby Ellsbury, 2003-05	168
2. Ken Bowen, 1984-87	150
3. Todd Thomas, 1980-83	148
(tie) Brian Barden, 2000-02	148
5. Shea McFeely, 2004-06	142
6. Andy Jarvis, 2000-03	141
7. Drew Hedges, 1997-2000	139
8. Ryan Lipe, 1995-98	134
(tie) Joe Gerber, 1997-2000	134
10. Matt Bailie, 1995-98	132

Doubles

1. Chris Biles, 2000-03	49
2. Joe Gerber, 1997-2000	44
3. Josh Carter, 1999-2001	42
(tie) Andy Jarvis, 2000-03	42
5. Brian Barden, 2000-02	39
6. Seth Pietsch, 2001-03	38
(tie) Chris Kunda, 2003-06	38
8. Drew Hedges, 1997-2000	37
(tie) Jacoby Ellsbury, 2003-05	37
10. Ken Bowen, 1984-87	36
(tie) Shea McFeely, 2004-06	36

Triples

1. Todd Thomas, 1980-83	13
2. Chuck Fisk, 1952-55	10
(tie) Seth Pietsch, 2001-03	10
4. Jeff Doyle, 1975-77	9
(tie) Eric Stark, 1998-2001	9
(tie) Aaron Mathews, 2002-04	9
7. Dave Backen, 1978-81	8
(tie) Dave Schoppe, 1988-91	8
(tie) Abino Vazquez, 1996-97	8
(tie) Jacoby Ellsbury, 2003-05	8
(tie) Shea McFeely, 2004-06	8
(tie) Cole Gillespie, 2004-06	8



Jacoby Ellsbury

Home runs

1. Joe Gerber, 1997-2000	34
(tie) Andy Jarvis, 2000-03	34
3. Al Hunsinger, 1980-81	28
4. Bob McNair, 1978-80	27
(tie) Jim Wilson, 1980-82	27
6. Matt Bailie, 1995-98	25
(tie) Brian Barden, 2000-02	25
8. Seth Pietsch, 2001-03	22
9. Steve Smith, 1981-83	21
(tie) David Schmidt, 1994-96	21
(tie) Ben Bertrand, 1996-98	21
(tie) Troy Schader, 1997-99	21

Runs batted in

1. Andy Jarvis, 2000-03	173
2. Joe Gerber, 1997-2000	169
3. Brian Barden, 2000-02	154
4. Matt Bailie, 1995-98	144
5. Ken Bowen, 1984-87	131
6. Bob McNair, 1978-80	130
(tie) Shea McFeely, 2004-06	130
8. Ryan Lipe, 1995-98	126
9. Chris Biles, 2000-03	125
10. Josh Carter, 1999-2001	120

Walks

1. Ken Bowen, 1984-87	120
2. Mickey Riley, 1980-83	118
3. Rich Dodge, 1974-77	111
4. Shea McFeely, 2004-06	107
5. Matt Bailie, 1995-98	106
6. Dave Backen, 1978-81	103
7. Joe Gerber, 1997-2000	102
8. Steve Lyons, 1979-81	101
(tie) Todd Thomas, 1980-83	101
10. Bob Beall, 1968-70	99

Total bases

1. Andy Jarvis, 2000-03	382
2. Brian Barden, 2000-02	355
3. Joe Gerber, 1997-2000	347
4. Jacoby Ellsbury, 2003-05	337
5. Chris Biles, 2000-03	318
6. Ken Bowen, 1984-87	303
7. Shea McFeely, 2004-06	292
8. Bob McNair, 1978-80	285
9. Drew Hedges, 1997-2000	283

10. Seth Pietsch, 2001-03	274
---------------------------------	-----

Slugging percentage

(minimum 260 at-bats)

1. Jim Wilson, 1980-82640
2. Al Hunsinger, 1980-81639
3. Ben Bertrand, 1996-98631
4. Joe Gerber, 1997-2000625
5. Cole Gillespie, 2004-06579
6. A.J. Marquardt, 1993-94578
7. Chris Wakeland, 1995-96569
8. Chris Biles, 2000-03564
9. Mike Leone, 1996-97555
(tie) Brian Barden, 2000-02555

Stolen bases

1. Todd Thomas, 1980-83	62
2. Jacoby Ellsbury, 2003-05	60
3. Jeff Doyle, 1975-77	54
4. Steve Lyons, 1979-81	46
5. Kim Bradshaw, 1957-59	44
6. Steve Smith, 1981-83	41
7. Rich Dodge, 1974-77	40
8. R.A. Neitzel, 1988-90	39
(tie) Tyler Graham, 2003-06	39
10. Bryan Ganter, 1984-87	36


Wins

1. Ken Noble, 1975-78	30 (30-17)
2. Mike Gorman, 1979-82	28 (28-16)
(tie) John Sipple, 1984-88	28 (28-13)
(tie) Jeff Post, 1989-92	28 (28-14)
(tie) Dallas Buck, 2004-06	28 (28-10)
6. Cecil Ira, 1961-63	27 (27-9)
7. Jonah Nickerson, 2004-06	26 (26-9)
8. Scott Anderson, '81-84	25 (25-17)
9. Andrew Checketts, '96-98	24 (24-7)
10. Jeff Otis, 1986-90	23 (23-14)

Winning percentage

(minimum 10 wins)

1. Leon Criner, 1959-61917 (11-1)
2. Andrew Checketts, 1996-98774 (24-7)
3. Mike Thurman, '91-94773 (17-5)
4. Jeff Reece, 1981-83769 (20-6)
(tie) Kyle Dunning, '80-81769 (10-3)



Ken Bowen

6. Cecil Ira, 1961-63750 (27-9)
(tie) Jake Postlewait, 2001-04750 (18-6)
(tie) Bill Oerding, '59-61750 (12-4)
(tie) John Collins, '80-81750 (12-4)
10. Jonah Nickerson, 2004-06743 (26-9)

Saves

1. Kevin Gunderson, 2004-06	37
2. Jared Sanders, 2002-04	12
3. Mike Boire, 1996-98	11
4. Jim Grove, 1979-82	9
5. Dallas Buck, 2004-06	7
6. Dave Schoppe, 1989-91	6
7. Ron Daulton, 1984-86	5
(tie) Tim Lambert, 1985-88	5
(tie) Stephen Copeland, 2000-03	5
(tie) Nate Fogle, 2005	5

Earned run average

(minimum 120 innings pitched)

1. Cecil Ira, 1961-63	1.79
2. Steve Clark, 1962-64	1.92
3. Ken Forsch, 1967-68	2.12
4. Scott Anderson, 1981-84	2.15
5. Pat Barry, 1975-78	2.53
6. Bill Oerding, 1959-61	2.58
7. Mark Niles, 1979-80	2.59
8. Bailey Brem, 1952-54	2.61
9. Denny Straub, 1961-64	2.66
(tie) Denny Tower, 1966-68	2.66

Strikeouts

1. Jonah Nickerson, 2004-06	299
2. Dallas Buck, 2004-06	272
3. Mason Smith, 1991-94	267
4. John Sipple, 1984-88	263
5. Scott Anderson, 1981-84	258
6. Scott Christman, 1991-93	249
7. Mike Gorman, 1979-82	237
8. Cecil Ira, 1961-63	227
9. Ken Noble, 1975-78	212
10. Jeff Otis, 1986-90	207

Innings pitched

1. Ken Noble, 1975-78	348.2
2. Mike Gorman, 1979-82	337.2

Complete games

1. Cecil Ira, 1961-63	28
2. Mason Smith, 1991-94	22
3. Norb Wellman, 1952-54	21
4. Scott Anderson, 1981-84	19
5. Ken Noble, 1975-78	18
(tie) John Sipple, 1984-88	18
7. Mike Gorman, 1979-82	17
8. Gail Meier, 1973-76	16
9. Scott Nicholson, 2000-01	15
10. Jeff Otis, 1986-89	14
(tie) Scott Christman, 1991-93	14

Shutouts

1. Cecil Ira, 1961-63	10
2. John Sipple, 1984-88	7
3. Jeff Post, 1989-92	5
4. Ken Noble, 1975-78	4
(tie) Scott Christman, 1991-93	4
(tie) Mason Smith, 1991-94	4
7. Bill Oerding, 1959-61	3
(tie) Jeff Otis, 1986-89	3
(tie) Mike Thurman, 1992-94	3
(tie) Scott Nicholson, 2000-01	3

2007 OREGON STATE BASEBALL



OREGON STATE SEASON LEADERS

Batting average

(minimum 120 at-bats)

1. Randy Duke, 1987	423
2. Dwane Helbig, 1952	411
3. Jacoby Ellsbury, 2005	406
4. Dan Cunningham, 1971	405
5. Ken Bowen, 1987	404
6. Jason Stranberg, 1997	397
7. Chris Biles, 2001	395
8. Curtis Davis, 2001	390
9. Andy Jenkins, 2005	388
10. Joe Gerber, 1999	387

At-bats

1. Darwin Barney, 2006	261
2. Shea McFeely, 2006	260
3. Jacoby Ellsbury, 2005	244
4. Brian Barden, 2002	232
5. Aaron Mathews, 2004	227
6. Brian Barden, 2001	226
(tie) Darwin Barney, 2005	226
8. Seth Pietsch, 2003	224
9. Josh Carter, 2001	220
10. Andy Jarvis, 2003	217

Hits

1. Jacoby Ellsbury, 2005	99
2. Cole Gillespie, 2006	87
3. Darwin Barney, 2006	86
4. Brian Barden, 2001	83
5. Brian Barden, 2002	81
(tie) Andy Jenkins, 2005	81
7. Josh Carter, 2001	78
(tie) Seth Pietsch, 2003	78
(tie) Bill Rowe, 2006	78
10. Shea McFeely, 2006	77

Runs

1. Cole Gillespie, 2006	83
2. Jason Stranberg, 1997	67
3. Jacoby Ellsbury, 2003	56
(tie) Jacoby Ellsbury, 2004	56
(tie) Jacoby Ellsbury, 2005	56
6. Dave Brundage, 1986	55
7. Darwin Barney, 2006	53
8. Ben Bertrand, 1997	52
(tie) Seth Pietsch, 2003	52
10. Chris Wakeland, 1996	51
(tie) Brian Barden, 2001	51
(tie) Seth Pietsch, 2002	51

Doubles

1. Cole Gillespie, 2006	25
2. Seth Pietsch, 2002	24
(tie) Tony Calderon, 2003	24
4. Chris Biles, 2003	23
5. Bill Rowe, 2006	22
6. A.J. Marquardt, 1993	19
(tie) Joe Gerber, 2000	19
(tie) Jacoby Ellsbury, 2005	19
9. Jeff Brauning, 1989	18
(tie) Troy Schader, 1999	18
(tie) Josh Carter, 2001	18

Triples

1. Abino Vazquez, 1997	7
2. Jeff Doyle, 1977	6
(tie) Todd Thomas, 1983	6
(tie) Seth Pietsch, 2002	6
(tie) Aaron Mathews, 2004	6
(tie) Shea McFeely, 2006	6
7. Twink Pederson, 1956	5
(tie) Lute Barnes, 1968	5
(tie) Dave Backen, 1980	5
(tie) David Anderson, 1992	5
(tie) Mitch Canham, 2006	5



Brian Barden

(tie) Cole Gillespie, 2006	5
----------------------------	---

Home runs

1. Jim Wilson, 1982	21
2. Al Hunsinger, 1981	15
3. Bob McNair, 1980	14
4. Al Hunsinger, 1980	13
(tie) Joe Gerber, 1999	13
(tie) Cole Gillespie, 2006	13
7. Steve Smith, 1983	12
(tie) David Schmidt, 1996	12
(tie) Andy Jarvis, 2001	12
(tie) Seth Pietsch, 2003	12

Runs batted in

1. Joe Gerber, 2000	67
2. Jim Wilson, 1982	62
(tie) Rob Colley, 1998	62
4. Bob McNair, 1980	59
5. Joe Gerber, 1999	57
(tie) Cole Gillespie, 2006	57
7. Andy Jenkins, 2005	56
(tie) Bill Rowe, 2006	56
9. Brian Barden, 2001	55
10. Al Hunsinger, 1981	54
(tie) Ryan Lipe, 1997	54
(tie) Ben Bertrand, 1998	54
(tie) Josh Carter, 2001	54
(tie) Mitch Canham, 2006	54

Walks

1. Rich Dodge, 1977	48
2. Ben Johnson, 1989	47
3. Cole Gillespie, 2006	46
4. Jeff Doyle, 1976	45
5. Darwin Barney, 2006	43
6. Lance Rice, 1988	42
7. Ben Bertrand, 1998	41
8. Ken Bowen, 1986	40
(tie) Dave Brundage, 1986	40
(tie) Troy Haugen, 1989	40
(tie) Joe Gerber, 2000	40
(tie) Shea McFeely, 2004	40

Total bases

1. Cole Gillespie, 2006	163
2. Jacoby Ellsbury, 2005	142
3. Seth Pietsch, 2003	133

4. Joe Gerber, 1999	128
5. Jim Wilson, 1982	126
(tie) Bill Rowe, 2006	126
7. Brian Barden, 2002	125
8. Bob McNair, 1980	124
9. Seth Pietsch, 2002	123
(tie) Aaron Mathews, 2004	123

Slugging percentage

(minimum 120 at-bats)


1. Jim Wilson, 1982	.829
2. Al Hunsinger, 1981	.717
3. Joe Gerber, 1998	.713
4. Cole Gillespie, 2006	.685
5. Joe Gerber, 1999	.670
6. Ken Bowen, 1987	.667
7. Bob McNair, 1980	.660
8. Ben Bertrand, 1997	.647
9. Chris Wakeland, 1996	.643
10. Chris Newman, 1983	.628

Stolen bases

1. Dave Brundage, 1986	29
2. Jeff Brauning, 1989	28
3. Kim Bradshaw, 1957	26
(tie) Jeff Doyle, 1977	26
(tie) Jacoby Ellsbury, 2005	26
6. Steve Lyons, 1980	25
7. Jeff Doyle, 1976	24
8. Scott Hardin, 1994	23
9. Todd Thomas, 1983	21
(tie) Tyler Graham, 2005	21

Wins

1. Scott Christman, 1993	14 (14-1)
2. Dallas Buck, 2006	13 (13-4)
(tie) Jonah Nickerson, 2006	13 (13-3)
4. Dallas Buck, 2005	12 (12-1)
5. Cecil Ira, 1962	11 (11-3)
(tie) Jeff Reece, 1983	11 (11-3)
(tie) Mason Smith, 1994	11 (11-3)
(tie) Andrew Checketts, 1998	11 (11-1)
(tie) Scott Nicholson, 2001	11 (11-2)
(tie) Jake Postlewait, 2004	11 (11-3)
(tie) Anton Maxwell, 2005	11 (11-1)



Dave Brundage

Winning percentage

(minimum 4 wins)

1. Mark Newell, 1997	1.000 (8-0)
2. Bill Oerding, 1960	1.000 (7-0)
(tie) Jerry Johnson, 1970	1.000 (7-0)
4. Steve Clark, 1962	1.000 (6-0)
(tie) Jason Bronson, 1997	1.000 (6-0)
6. Tom Hobbs, 1964	1.000 (5-0)
7. Many players	1.000 (4-0)

Saves

1. Kevin Gunderson, 2006	20
2. Kevin Gunderson, 2005	14
3. Jared Sanders, 2002	9
4. Mike Boire, 1997	8
5. Dallas Buck, 2004	6
6. Jim Grove, 1982	5
(tie) Stephen Copeland, 2001	5
(tie) Nate Fogle, 2005	5
9. Tim Lambert, 1986	4
(tie) Jeff Post, 1990	4
(tie) Andy Baldwin, 2003	4

Earned run average

(minimum 40 innings pitched)

1. Bill Oerding, 1960	1.07
2. Cecil Ira, 1962	1.23
3. Ken Noble, 1976	1.26
4. Steve Clark, 1964	1.46
5. Jack Humphrey, 1967	1.53
6. Scott Anderson, 1984	1.66
7. Lou Tanselli, 1979	1.75
8. John Sipple, 1988	1.82
(tie) Denny Tower, 1967	1.82
10. Scott Anderson, 1976	1.90

Strikeouts

1. Jonah Nickerson, 2006	131
2. Ken Forsch, 1968	121
3. Scott Christman, 1993	119
4. Dallas Buck, 2005	118
5. Mason Smith, 1994	115
6. Jonah Nickerson, 2005	114
7. Chris Pine, 1998	104
8. Jeff Reece, 1983	100
9. Scott Anderson, 1984	98
(tie) Scott Christman, 1992	98

Innings pitched


1. Jonah Nickerson, 2006	136.2
2. Scott Nicholson, 2001	130.2
3. Dallas Buck, 2005	129.0
4. Dallas Buck, 2006	128.1
5. Thad Johnson, 2001	122.2
6. Mason Smith, 1994	120.2
7. Cecil Ira, 1962	116.2
8. Mike Thurman, 1994	114.2
9. Scott Christman, 1993	110.2
10. Jonah Nickerson, 2005	110.0

Complete games

1. Cecil Ira, 1962	12
2. Scott Anderson, 1984	11
(tie) Cecil Ira, 1963	11
4. Mason Smith, 1994	10
(tie) Mike Thurman, 1994	10
(tie) Scott Nicholson, 2001	10
6. Scott Christman, 1993	9
(tie) Ken Noble, 1976	9
(tie) Rod Scheckla, 1988	9
9. Norb Wellman, 1953	8
(tie) Steve Clark, 1964	8


Shutouts

1. Cecil Ira, 1963	5
2. John Sipple, 1988	4
(tie) Scott Christman, 1993	4
4. Bill Oerding, 1960	3
(tie) Cecil Ira, 1962	3
(tie) Ken Noble, 1976	3
(tie) Jeff Otis, 1987	3
(tie) Scott Nicholson, 2001	3
9. Many players	2





OREGON STATE'S 2005 COLLEGE WORLD SERIES TEAM



The 2005 Beavers at Johnny Rosenblatt Stadium, site of the College World Series

Coming from nowhere, going to Omaha

Beavers surprised the nation in 2005 with Pacific-10 title, trip to College World Series

In over a century of intercollegiate athletics at Oregon State, this was one of the truly special seasons.

It wasn't just that the Beavers won the Pacific-10 championship, reached the College World Series and set a school record for wins. There was more to the story of the 2005 Beavers. One reason the team captivated the entire state was the fact that over half the players were from Oregon.

"It's something you think about all the time," shortstop Darwin Barney said. "It means something to be playing for your city and your state."

It was also that this team wasn't given

much of a chance in the preseason. But Oregon State eventually moved as high as No. 2 in the national polls, the Beavers' highest baseball ranking ever.

"It's an unbelievable feeling," OSU head coach Pat Casey said. "There are a lot of times these athletes get overlooked ...

"It's just a great tribute to the athletes and what they do, and to have it pay off and win a championship is just a dream."

In this case, a dream come true.

When the 2005 season began, Oregon State wasn't burdened by the weight of great expectations. OSU was picked to finish sixth in the Pacific-10 and the Beavers weren't


mentioned in the national polls.

"They need a little game experience," Beaver head coach Pat Casey said of his club. "But we've worked tremendously hard toward some common goals and that's going to pay off for us."

OSU opened some eyes by beating ninth-ranked Arizona State 12-6 on its home field during the first weekend of the season. That propelled the Beavers to a 21-4 record heading into the Pac-10 season.

After sweeping California to start the conference slate, OSU visited nationally ranked Stanford and Arizona on back-to-back weekends. The Beavers took the series at

2007 OREGON STATE BASEBALL



OSU first baseman Andy Jenkins steps on the bag for the final out of the NCAA Super Regional finale against Southern California, sending the Beavers onto the field in celebration of a College World Series berth



Stanford and nearly took the series at Arizona, returning home as Pac-10 title contenders and a team climbing in the national rankings.

A win over Arizona State capped a 5-1 homestand against Washington State and the Sun Devils. The momentum carried over onto the road, where OSU swept series at both UCLA and Washington; the finale against the Huskies came in 10 innings after UW had tied the game with a two-out homer in the bottom of the ninth.

"It seems like every time we play a game, somebody on our club does something that impresses me," Casey said after that win. "Everything they do, they prepare for it. Now we're excited about coming home."

With Oregon State's regular season enter-

ing its final weekend, it would be the Southern California Trojans standing between the Beavers and the Pac-10 title.

Oregon State went into the final weekend of its regular season with a shot at the Pacific-10 championship, and the Beavers took advantage of it.

A five-run bottom of the eighth inning gave OSU a 5-4 win over Southern California in the series opener on May 20. The Beavers - by now ranked as high as No. 3 in the country in some polls - used a familiar combination, with Dallas Buck getting the win and Kevin Gunderson the save; the OSU duo outdueled USC ace Ian Kennedy, who was a contender for numerous national pitcher of the year honors.

Late in the game the next day, word fil-

tered down to the OSU dugout that Stanford had beaten Arizona; a Beaver win would guarantee a tie for the Pac-10 title. Oregon State wrapped up a 10-7 victory, then celebrated on the field.

"It crossed my mind that we had just done something extremely special for Oregon State University and the city of Corvallis," Gunderson said after recording the final out.

After eight straight weekends battling for at least a share of the championship in one of the nation's toughest conferences, it was time for a break.

Oregon State had wrapped up its regular season a week ahead of the rest of the Pacific-10, giving the Beavers Memorial Day weekend off. OSU spent May 27 holding Fan Appreciation Night, playing an intrasquad game and giving fans pizza and a chance to meet the players. The next day, the Beavers learned they were sole champions of the Pacific-10 for 2005 when California won at Arizona.

On May 29, the NCAA released its list of 16 sites for regional tournaments and Oregon State was on the list. The next day, the Beavers, their families and several dozen fans gathered to watch the NCAA selection show at the Hilton Garden Inn near campus. When the pairings were announced, Oregon State learned it would be the top seed in a field including Virginia, Ohio State and St. John's.

Tickets quickly sold out, even with extra bleacher seats having been brought in behind the rightfield fence. The geographically diverse field assembled and went through workouts at Goss Stadium at Coleman Field, and play got underway on Friday, June 3.


Some ballplayers go through life never experiencing the thrill of hitting a walk-off home run. After the opening day of the Corvallis Regional, Shea McFeely wasn't one of them.


McFeely accomplished the feat on the first pitch of the bottom of the ninth inning, sending the Beavers to a 4-3 win over Ohio State. With the score tied 3-3, McFeely launched his game-winning homer over the left-centerfield fence off Buckeye reliever Rory Meister. That capped an Oregon State comeback that had seen the Beavers tie the game with Cole Gillespie's two-out single in the bottom of the eighth.

McFeely annihilated the first pitch he saw - and the first pitch of the game by Meister - for his fifth home run of 2005.

"During warm-ups, he was throwing a lot of fastballs," McFeely said. "It looked like he was throwing pretty straight and over the top. That's what our scouting report said on him. I just went up there and he threw a first pitch fastball up and in."

Much of the game was a pitchers duel, as





Jacoby Elsbury takes a swing

Buck and Ohio State starter Mike Madsen surrendered three runs each.

A sellout crowd of 2,612 saw Oregon State play in its first NCAA Regional since 1986. It was also the Beavers' first home postseason appearance since 1963.

The next evening, Mitch Canham had four hits – including three doubles – and Jonah Nickerson struck out nine as he pitched a complete game for Oregon State in an 11-1 win over St. John's. The win before a sellout crowd of 2,609 advanced OSU into the championship game.

Canham tied his career high with four hits, and the three doubles tied OSU's single-game record.

"I'm just trying to be patient and lay off the off-speed stuff," Canham said. "I thank God for giving me good eyesight for the weekend and I hope we stay with it."

Nickerson scattered seven hits and didn't allow a run until the ninth inning, pitching his first complete game of the season and the second of his career.

"It's awesome," OSU's Andy Jenkins said of the win over the Red Storm. "It's what we've been working on all year and getting to do it at home is even more special. We're going to come out prepared, ready to go tomorrow."

Indeed, the Beavers were prepared on June 5. On a damp evening, a 13-run second inning propelled OSU to a 19-3 victory over St. John's, clinching the championship. The victory in front of 2,532 fans moved the Beavers into the Super Regionals, one step from the College World Series.

"We're one step away from every college baseball player's dream," said Jenkins, who had four of the Beavers' season-high 22 hits. Danny Anderson had a pair of home runs, and Anton Maxwell pitched the win.



Pat Casey exchanges lineups

Canham was named the Outstanding Player for the tournament, going 8-for-13 with one home run, three doubles, six runs batted in and six runs scored.

The Beavers learned they would again be at home for the Super Regionals, and the opponent would be Southern California. To earn a place in the College World Series, OSU would have to take a series from the 12-time national champions for the second time in four weeks.

By now, the Beavers were the biggest sports story in the state. Even more seats were added to the OSU ballpark, with bleachers replacing the batting cages behind leftfield, and still the series sold out before the first pitch the evening of Saturday, June 11.


The opener was a bizarre game in which Southern California made mistakes and Oregon State capitalized.

Ryan Gipson's single drove in the go-ahead run for the Beavers in the sixth inning and Jenkins added a three-run homer in the eighth to lead OSU to a 10-4 victory over the error-prone Trojans. The Beavers fell behind 4-1 early, but capitalized on eight USC errors.

"To me, the key to the whole thing was that we don't care how we win - we don't care if they surrendered, we don't care if we win by one or by 10 or whatever. At this point in the season, it's just go find a way to win," Casey said.

Buck kept the Beavers in the game against Kennedy; the OSU standout earned his 12th win of the season with 7 2/3 innings of work. Kennedy hadn't allowed the Beavers a hit until the fifth inning, but by then OSU had climbed back within 4-3.

In the sixth, McFeely scored on a wild pitch to tie the game at 4-4, then Gipson



The Beavers greet fans during an autograph session before the CWS



June 17-26/27
Johnny Rosenblatt Stadium
Omaha, Nebraska
Creighton University, host

NCAA NCAA sports.com

followed with his go-ahead single. Jenkins' homer capped OSU's five-run eighth inning, and the blast high over the leftfield fence sent the crowd of 3,059 into delirium.

It was the sort of win that gave one the feeling that these Beavers might be a team of destiny.

"Regardless of what happens offensively, what pitchers do, we always find a way to win," Gipson said. "We have all year, so there's something like that going on."

2007 OREGON STATE BASEBALL



Oregon State takes batting practice before facing top-ranked Tulane

Still, if Oregon State was to reach the College World Series, it wouldn't come easy.

Billy Hart's bases-loaded infield single in the 10th inning drove in the winning run and Southern California rallied late to defeat Oregon State 9-8 the next day, evening the series. The Beavers saw USC score twice in the eighth inning and three times in the ninth to tie the game before winning in the 10th.

"I hope they react Monday like they've reacted all year long," Casey said of the Beavers. "We'll find out a lot about ourselves tomorrow, what guys we really have, what kind of competitors we are. If it were the third game today, it would be a pretty tough pill to swallow."

Oregon State held a 5-3 lead in the seventh inning, then Canham launched a three-run homer to make it 8-3. But USC put together its late-inning comeback to force a third game.

"I think we made plenty of mistakes by the eighth - I don't think we relaxed at all," Casey said. "I thought we quit competing at the plate, and didn't compete at all at the plate after we got the five-run lead. We just basically surrendered some at-bats late in the game."

The Beavers appeared to be on their way to Omaha early in the game. Gipson hit a two-run home run for the Beavers in the fourth inning off USC starter Jack Spradlin. Anderson added a solo homer in the fifth to make it 3-0, but the lead wouldn't stand.

The next afternoon - Monday, June 13 - was the day that Oregon State went cycling all the way to Omaha.

Jenkins hit for the cycle, going 5-for-5 and driving in four runs as the Beavers beat Southern California 10-8 in the deciding game of the Super Regional.

"There's nothing like this," Jenkins said.

2005 ROSTER

PITCHERS

NO.	NAME	YR.	B-T	HT.	WT.	HOMETOWN
32	Reed Brown	Fr.	R-R	6-4	195	Edmonds, Wash.
2	Dallas Buck	So.	R-R	6-2	190	Newberg, Ore.
38	A.J. Davidson	Jr.	S-L	6-3	200	Florence, Ore.
18	Nate Fogle	Jr.	R-R	6-3	220	Gresham, Ore.
6	Kevin Gunderson	So.	R-L	5-10	160	Portland, Ore.
16	Kevin Joslyn	So.	L-L	6-1	185	Spokane, Wash.
	Josh Keller	Fr.	R-R	6-4	230	Portland, Ore.
36	Jon Koller	Jr.	R-R	6-6	235	Carlsbad, Calif.
44	Eddie Kunz	Fr.	R-R	6-4	250	Portland, Ore.
17	Anton Maxwell	So.	L-L	5-9	175	Anchorage, Alas.
19	Jake McCormick	So.	R-R	6-2	220	Marysville, Calif.
34	Jonah Nickerson	So.	R-R	6-1	190	Oregon City, Ore.
4	Kurt Steele	Jr.	R-R	6-2	180	Corvallis, Ore.
27	Rob Summers	Fr.	R-R	6-0	185	Beaverton, Ore.
28	Daniel Turpen	Fr.	R-R	6-4	195	McMinnville, Ore.

CATCHERS

NO.	NAME	YR.	B-T	HT.	WT.	HOMETOWN
11	Mitch Canham	So.	L-R	6-2	200	Lake Stevens, Wash.
35	Billy Munich	Jr.	S-R	6-1	225	El Macero, Calif.
20	Casey Priseman	Fr.	R-R	6-1	180	Woodville, Wash.

INFELDERS

NO.	NAME	YR.	B-T	HT.	WT.	HOMETOWN
10	Darwin Barney	Fr.	R-R	5-10	170	Beaverton, Ore.
30	Travis Carver	Fr.	L-R	6-3	235	McMinnville, Ore.
	Cory Ellis	Fr.	R-R	5-7	160	Portland, Ore.
14	Ryan Gipson	Jr.	R-R	5-11	180	Central Point, Ore.
8	Andy Jenkins	Sr.	R-R	6-0	200	Salem, Ore.
3	Chris Kunda	Jr.	R-R	6-0	175	Philomath, Ore.
15	Lonnie Lechelt	Fr.	R-R	6-0	190	Kernick, Wash.
25	Joey Ledesma	Jr.	L-R	6-0	190	Tucson, Ariz.
29	Shea McFeely	Jr.	R-R	6-2	215	Federal Way, Wash.
31	Scott Nelson	Jr.	R-R	6-3	215	Eugene, Ore.
1	Todd Shelton	Jr.	R-R	5-10	185	Bakersfield, Calif.

OUTFIELDERS

NO.	NAME	YR.	B-T	HT.	WT.	HOMETOWN
22	Danny Anderson	Sr.	R-R	6-4	200	Modesto, Calif.
24	Chris Campos	Sr.	L-L	6-1	208	Modesto, Calif.
	Nic Chapin	Jr.	L-L	5-11	185	Oregon City, Ore.
23	Jacoby Ellsbury	Jr.	L-L	6-1	190	Madras, Ore.
40	Joel Evans	Sr.	R-R	6-5	230	Redmond, Wash.
12	Rob Folsom	Fr.	R-R	5-9	180	Medford, Ore.
9	Cole Gillespie	So.	R-R	6-1	200	West Linn, Ore.
21	Tyler Graham	Jr.	R-R	6-0	180	Great Falls, Mont.
26	Mike Lissman	So.	L-L	6-0	195	Ontario, Ore.
37	Geoff Wagner	Jr.	L-L	6-2	215	Redmond, Ore.

HEAD COACH: Pat Casey

ASSOCIATE HEAD COACH: Dan Spencer

ASSISTANT COACH: Marty Lees

VOLUNTEER ASSISTANT COACH: Troy Schader

ATHLETIC TRAINER: Matt Toth

ASSISTANT ATHLETIC TRAINERS: Nathan Dufault, J.R. Tatum

MANAGER: Peter Hughes

ADMINISTRATIVE ASSISTANT: Jenny Siewell

HEAD GROUNDSKEEPER: Al Kirk

SPORTS INFORMATION: Kip Carlson


RADIO BROADCASTER: Mike Parker

"This whole series has been a roller coaster. As coach (Casey) said, 'We're going to find out what we're made of today.' We came out and performed today; now we're going to go to Omaha and represent the Pac-10."

Said Casey: "I feel blessed, humbled, thankful - I guess it's a coach's dream. To have so many people here to witness that and to see those guys hold up that sign (from OSU's locker room) that says 'The Road To Omaha Starts Here' ... it's awesome for me."

OSU also saw outfielder Jacoby Ellsbury break the school record for hits in a career, going 3-for-5 with a double to give him 234 hits, breaking the record of 232 set by Andy





Jonah Nickerson delivers a pitch

Jarvis from 2000-03.

A crowd of 2,752 was a sellout but just under capacity after the start of the game was moved up three hours for its national cable telecast. At least five members of OSU's 1952 College World Series team - pitchers Bud Berg, Bailey Brem and Norb Wellman, infielder Bobby Buob and outfielder Dwane Helbig - were on hand for the game. So was Paul Valenti, an assistant coach in 1952 who remained on OSU's athletic staff.

Oregon State had taken a 7-3 lead by the fifth inning, but Southern California tied the game with a four-run sixth inning before Eddie Kunz pitched the Beavers out of a jam, including a bases-loaded strikeout of USC slugger Jeff Clement.

The Beavers responded immediately, as Jenkins led off the bottom of the sixth inning with a triple - completing his cycle - and scored on McFeely's sacrifice fly. OSU added a pair of runs in the seventh on run-scoring singles by Barney and Jenkins to make it 10-7.

The Trojans did manage a run in the eighth, but Buck - making his first relief appearance in over a year - retired the final four USC hitters for the save, including a one-two-three ninth inning on just seven



Dallas Buck sends one plateward


pitches to start the Beavers' celebration.

The crowd chanted "Omaha! Omaha!" as Jenkins fielded a grounder to first and raced to the bag for the final out, then hurled the ball into the outfield just as he was engulfed by his teammates.

It was apparent that afternoon that some people get long lunch breaks. Midway through the game, a Willamette & Pacific Railroad locomotive stopped on the tracks beyond the right-centerfield fence. It remained there for the rest of the contest, sounding its horn for each Beaver hit or putout and giving a long salute when Jenkins stepped on first base to record the final out.

Then the Beavers turned their thoughts to the College World Series, the event OSU hadn't played in since its only other CWS appearance in 1952. Coincidentally, Oregon State had also taken a three-game postseason series from USC in Corvallis en route to Omaha in 1952.

Oregon State had a day to get ready for its trip to the College World Series, then took a charter flight to Omaha on Wednesday, June 15. The Beavers were greeted by members of the Omaha Concorde Club, the community organization that would serve as OSU's host during the tournament, and news media were on hand when the Oregon State



Andy Jenkins connects

contingent arrived at its hotel in downtown Omaha.

The Beavers wouldn't open the tournament until playing top-ranked Tulane on Saturday. But the next day, Oregon State got its first real taste of the atmosphere that has come to surround the College World Series, and it made a definite impression on the Beavers.


"It's a dream - it's a dream come true," Oregon State catcher Casey Priseman said after that night's Opening Ceremonies at Rosenblatt Stadium. "I mean, look where we are right now. You can't really say much about it, you've got to experience it."

The Beavers took about an hour's worth of batting practice at Rosenblatt Stadium, then partook in a barbecue for all eight teams, an autograph session for fans and the Opening Ceremonies in front of approximately 10,000-15,000 fans.

"This is awesome," OSU outfielder/first baseman Cole Gillespie said. "This whole atmosphere is crazy. I've watched this on TV for years, and to be a part of this now is amazing."

"To see this many people here for the opening ceremonies is crazy. During the games, it's going to be even more crazy."

ESPN's Dave Ryan announced the eight



Fans packed Goss Stadium at Coleman Field during the NCAA Super Regional against Southern California

2007 OREGON STATE BASEBALL



teams - Oregon State, Arizona State, Baylor, Florida, Nebraska, Tennessee, Texas and Tulane - to mark the official start of the 59th annual College World Series.

The teams marched onto the field, one-by-one, to a foray of fireworks, music, high-lights on the stadium's video board, and of course, loads of applause from thousands of collegiate baseball fans.

The United States Navy "Leap Frogs" capped off the welcome as they parachuted into the stadium and delivered team flags to each of the eight schools, giving the Oregon State banner to Beaver co-captain Jenkins.

Before the ceremonies concluded, the "student" in student-athlete was honored as the NCAA Awards for Academic Excellence were presented to the player with the highest grade point average on each of the eight squads. That included Canham, who had a 3.54 GPA.

On Friday, OSU had an early afternoon practice at Creighton University, then attended the game between Pacific-10 compatriot Arizona State and home-state favorite Nebraska in the evening.

Then it was time to play.

For six innings on June 18, Oregon State looked ready to knock off the No. 1 team in the nation in the first round of the College World Series. But Tulane's Scott Madden delivered a two-out, two-run double just out of the reach of OSU rightfielder Gillespie in the seventh to send the Beavers to a 3-1 defeat.

The Beavers nearly turned an inning-ending double play prior to Madden's double, getting a hard-sliding Micah Owings at second base and just missing retiring Mark Hamilton at first base. OSU felt Owings had interfered with shortstop Barney on the play and Hamilton should be called out, but the umpires decided otherwise after conferring.

"I haven't seen the replay so I can't tell you if it affected the game," Casey said. "If there was contact and they had called interference, then we would have gotten out of the inning with no runs. If there was contact, it was a big part of the game but there are a lot of things that affect the game."

In the sixth inning, it looked like OSU would add to its 1-0 lead when Gillespie drove a ball into the right-centerfield gap with the bases loaded and two out. But Tulane rightfielder Brian Bogusevic made a diving catch to end the inning.

OSU starter Nickerson allowed just two runs in seven innings on seven hits and one walk, striking out five.

Another close game and another disappointment brought the season to a close on Monday, June 20.

A bloop single that didn't clear the infield

2005 GAME-BY-GAME

46-12 overall, 19-5 Pacific-10 Conference (1st place)

DATE	DAY	OPPONENT	SITE	RESULT	ORE. ST. DECISION	ORE. ST. R-H-E	OPP. R-H-E
Feb. 3	Thu.	vs. New Mexico State	Tempe, Ariz.	W, 19-0	Buck (1-0)	19-17-0	0-1-2
Feb. 4	Fri.	vs. Gonzaga	Tempe, Ariz.	L, 1-3	Fogle (0-1)	1-6-1	3-6-1
Feb. 5	Sat.	vs. New Mexico State	Tempe, Ariz.	W, 11-2	Nickerson (1-0)	11-14-0	2-4-3
Feb. 6	Sun.	at Arizona State	Tempe, Ariz.	W, 12-6	Gunderson (1-0)	12-15-1	6-8-5
Feb. 15	Tue.	Portland	Corvallis	W, 6-4	Fogle (1-1)	6-13-2	4-7-1
Feb. 19	Sat.	vs. California-Davis	San Diego, Calif.	W, 8-0	Maxwell (1-0)	8-13-0	0-3-3
Feb. 20	Sun.	at San Diego	San Diego, Calif.	W, 3-2	Gunderson (2-0)	3-8-2	2-7-2
Feb. 25	Fri.	at California-Santa Barbara	Santa Barbara, Calif.	W, 4-2	Buck (2-0)	4-8-0	2-5-0
Feb. 26	Sat.	at California-Santa Barbara	Santa Barbara, Calif.	W, 6-4	Joslyn (1-0)	6-13-0	4-6-1
Feb. 27	Sun.	at California-Santa Barbara	Santa Barbara, Calif.	W, 5-3	Nickerson (2-0)	5-8-2	3-6-1
Mar. 4	Fri.	California-Riverside	Corvallis	L, 2-3	Gunderson (2-1)	2-8-1	3-7-1
Mar. 5	Sat.	California-Riverside	Corvallis	W, 5-2	Maxwell (2-0)	5-7-1	2-4-3
Mar. 6	Sun.	California-Riverside	Corvallis	W, 7-2	Fogle (2-1)	7-9-3	2-5-4
Mar. 11	Fri.	vs. Cal State-Northridge	Malibu, Calif.	W, 4-1	Buck (3-0)	4-11-3	1-5-4
Mar. 12	Sat.	at Pepperdine	Malibu, Calif.	L, 4-9	McCormick (0-1)	4-11-3	9-13-0
Mar. 13	Sun.	vs. Winthrop	Malibu, Calif.	W, 8-2	Nickerson (3-0)	8-10-2	2-6-4
Mar. 18	Fri.	Sacramento State (second game)	Corvallis	W, 8-2	Buck (4-0)	8-17-2	2-7-1
Mar. 19	Sat.	Sacramento State	Corvallis	W, 7-4	Maxwell (3-0)	7-10-0	4-8-5
Mar. 22	Tue.	at Portland	Portland, Ore.	W, 9-3	Nickerson (4-0)	9-9-1	3-7-4
Mar. 24	Thu.	Dallas Baptist	Corvallis	W, 7-5	Fogle (3-1)	7-14-1	5-4-1
Mar. 25	Fri.	Dallas Baptist (second game)	Corvallis	L, 7-17	McCormick (0-2)	7-12-1	17-21-3
Mar. 28	Mon.	Brigham Young	Corvallis	W, 7-2	Buck (5-0)	7-6-2	2-4-0
Mar. 29	Tue.	Brigham Young	Corvallis	W, 11-3	Maxwell (4-0)	11-14-1	3-5-2
Apr. 1	Fri.	California *	Corvallis	W, 12-5	Nickerson (5-0)	12-10-2	5-10-2
Apr. 2	Sat.	California *	Corvallis	W, 11-6	Turpen (1-0)	11-16-1	6-9-3
Apr. 3	Sun.	California *	Corvallis	W, 11-1	Buck (6-0)	11-13-0	1-4-1
Apr. 9	Sat.	at Stanford *	Stanford, Calif.	W, 5-2	Maxwell (5-0)	5-10-1	2-10-0
Apr. 10	Sun.	(second game) at Stanford *	Stanford, Calif.	W, 4-2	Nickerson (6-0)	4-7-0	2-7-4
Apr. 15	Fri.	at Arizona *	Tucson, Ariz.	W, 9-7	Buck (7-0)	9-10-1	7-12-2
Apr. 16	Sat.	at Arizona *	Tucson, Ariz.	W, 11-10	Kunz (1-0)	11-17-1	10-9-0
Apr. 17	Sun.	at Arizona *	Tucson, Ariz.	L, 3-4	Fogle (3-2)	3-12-5	4-6-2
Apr. 22	Fri.	Washington State *	Corvallis	L, 5-7	Buck (7-1)	5-10-1	7-8-1
Apr. 24	Sun.	Washington State * (second game)	Corvallis	W, 17-1	Maxwell (6-0)	17-18-0	1-6-2
Apr. 29	Fri.	Arizona State *	Corvallis	L, 6-7	Gunderson (2-2)	6-13-2	7-9-1
Apr. 30	Sat.	Arizona State *	Corvallis	W, 5-4	Gunderson (3-2)	5-10-3	4-4-2
May 1	Sun.	Arizona State *	Corvallis	W, 8-1	Maxwell (7-0)	8-12-0	1-1-1
May 3	Tue.	Portland	Corvallis	W, 7-6	Gunderson (4-2)	7-10-2	6-11-1
May 6	Fri.	at U.C.L.A. *	Los Angeles, Calif.	W, 6-5	Buck (8-1)	6-12-2	5-9-0
May 7	Sat.	at U.C.L.A. *	Los Angeles, Calif.	L, 1-3	Maxwell (7-1)	1-5-1	3-11-0
May 8	Sun.	at U.C.L.A. *	Los Angeles, Calif.	W, 5-1	Nickerson (7-0)	5-9-0	1-8-1
May 13	Fri.	at Washington *	Seattle, Wash.	W, 6-2	Fogle (4-2)	6-9-0	2-8-0
May 14	Sat.	at Washington *	Seattle, Wash.	W, 3-1	Buck (9-1)	3-9-0	1-4-1
May 15	Sun.	at Washington *	Seattle, Wash.	W, 10-4	Maxwell (8-1)	10-10-2	4-11-5
May 20	Fri.	Southern California *	Corvallis	W, 16-3	Nickerson (8-0)	16-19-0	3-9-3
May 21	Sat.	Southern California *	Corvallis	W, 7-0	Buck (10-1)	7-10-1	0-3-0
May 22	Sun.	Southern California *	Corvallis	W, 7-4	Maxwell (9-1)	7-9-1	4-6-2
Jun. 3	Fri.	Ohio State	Corvallis	W, 3-1	Gunderson (5-2)	3-5-0	1-4-1
Jun. 4	Sat.	St. John's (N.Y.)	Corvallis	W, 10-7	Buck (11-1)	10-13-1	7-11-0
Jun. 5	Sun.	St. John's (N.Y.)	Corvallis	W, 10-7	Maxwell (10-1)	10-13-1	7-11-0
Jun. 11	Sat.	Southern California	Corvallis	L, 2-12	Nickerson (8-1)	2-2-0	12-14-0
Jun. 12	Sun.	Southern California	Corvallis	W, 4-3	Gunderson (6-2)	4-9-2	3-4-0
Jun. 13	Mon.	Southern California	Corvallis	W, 11-1	Nickerson (9-1)	11-14-0	1-7-4
Jun. 18	Sat.	vs. Tulane	Omaha, Neb.	W, 19-3	Maxwell (11-1)	19-22-4	3-11-0
Jun. 20	Mon.	vs. Baylor	Omaha, Neb.	W, 10-4	Buck (12-1)	10-7-0	4-9-8
Jun. 21	Tue.	vs. Baylor	Omaha, Neb.	L, 8-9	Gunderson (6-3)	8-10-4	9-16-1
Jun. 22	Wed.	vs. Baylor	Omaha, Neb.	W, 10-8	Kunz (2-0)	10-17-0	8-6-1
Jun. 23	Thu.	vs. Baylor	Omaha, Neb.	L, 1-3	Nickerson (9-2)	1-6-0	3-8-0
Jun. 24	Fri.	vs. Baylor	Omaha, Neb.	L, 3-4	Gunderson (6-4)	3-9-2	4-10-1

* - Pacific-10 Conference game

drove home the winning run in the top of the 10th inning as Baylor ended Oregon State's season with a 4-3 defeat. The Beavers moved the tying run to second base in the bottom of the inning before the finest baseball season in OSU history came to an end.

"It's a tough time to talk right now," Casey said. "I don't want our guys to feel like coming in here and not winning a

ballgame will take away from the great season we've had.

"I just want them to understand how well they played all year long."

Added Gunderson: "It's a sad day for Oregon State but there's always next year. It was a fun time even though we lost ... the Beavers will be back next year, I can promise you that."





2007
OREGON STATE
BASEBALL



OREGON STATE'S 1952 COLLEGE WORLD SERIES TEAM

Beavers peaked at right time to win big

Oregon State came up with crucial sweeps over USC, Fresno State to advance to Omaha

How long was Oregon State's trip to the 1952 College World Series? Well, it started in 1951 - but we'll get to that in a moment.

In 1952, Oregon State professor Bernard Malamud's novel "The Natural" was published, telling of Roy Hobbs' struggle to reach the top of the baseball world. Meanwhile, the Beavers were writing a baseball tale of their own.

Oregon State beat college baseball's most storied program - Southern California - for the Pacific Coast Conference title and then topped Fresno State for the Far West Regional championship.

"It's great to feel maybe you were part of something like this," 1952 Beaver captain Pete Goodbrod said not long after watching a televised CWS game.

And, Goodbrod recalled, it was an incident during the 1951 Pacific Coast Conference championship series in Los Angeles that may have spurred the Beavers a year later.

"We came on the field the first day for workouts," Goodbrod said. "And they (the Trojans) were calling us 'little gray things' and riding us pretty hard. Coley (Oregon State coach Ralph Coleman) didn't want us getting mixed up in anything like that, so we didn't say anything.

"About the only thing we could do in retaliation was during batting practice - hitting foul balls into their dugout."

After losing that best-of-three 1951 series in three games, the Beavers would earn more substantial satisfaction in 1952. Oregon State swept Southern California at Goss Stadium at Coleman Field for the PCC title; a week later, the Beavers swept Fresno State in another home series for the District 8 (Far West Regional) berth in the College World Series.

In Omaha, the heat, humidity and two tough opponents eliminated the Beavers in two games. Oregon State lost 18-7 to Duke and 10-1 to Texas.

"Personally, I think I was kind of awed as a sophomore going in there," said Dwane Helbig, who earned All-America honors as an outfielder that spring. "I don't think I played



nearly as well as I could have, but that's all second-guessing."

The Beavers had played plenty well up until then. They went through their non-league schedule with a 12-3 record, still hearing the echoes of the Trojans' taunts from the spring before.

"It had a lot of influence on our seniors like Cub Houck, John Thomas, Bud Berg," Helbig said. "Those guys were real determined. A lot of our success stemmed from their experience.

"Being a dumb sophomore, I think I got caught up in it. That just accelerated everything."

Pitcher Bailey Brem, a junior in 1952, didn't see it quite that way.

"Others may have felt that kind of deal," Brem said. "My opinion was that we weren't trying to get back at them, we were just trying to play well."

Alex Goedhard, a senior pitcher on that squad, felt the ability was certainly there to play well.

"The team of '52 was an exception collection of raw talent, as I look back today," Goedhard recalled. "I say raw talent because we had no specialty training. There were no coaches specializing in hitting, fielding, outfield and pitching. There were no physical



1952 ROSTER

NO.	CATCHERS	YR.	B-T	HT.	WT.	HOMETOWN
	Jack Smith	So.	RR	5-10	180	Ontario, Ore.
11	Jack Stephenson	Fr.	RR	5-11	172	Tigard, Ore.
19	John Thomas	Sr.	RR	6-3	215	Newark, N.J.
	Bill Turner	Jr.	RR	5-9	175	Portland, Ore.
NO.	PITCHERS	YR.	B-T	HT.	WT.	HOMETOWN
14	Bud Berg	Sr.	RR	6-2	190	Portland, Ore.
	Ralph Coleman Jr.	Jr.	L-L	6-0	155	Corvallis, Ore.
13	Bailey Brem	Jr.	RR	6-3	185	Portland, Ore.
16	Alex Goedhard	Sr.	RR	6-2	175	Pasadena, Calif.
2	Don Hopp	Fr.	RR	6-2	175	Oregon City, Ore.
	Jim Niernan	So.	RL	6-0	175	Hillsboro, Ore.
20	Norb Wellman	So.	RR	6-4	205	Mt. Angel, Ore.
9	Don White	Sr.	RL	6-1	160	Portland, Ore.
NO.	INFELDERS	YR.	B-T	HT.	WT.	HOMETOWN
	Jack Bowen	Fr.	RR	5-10	172	Nyssa, Ore.
3	Bobby Buob	Fr.	RR	5-8	158	Union, N.J.
17	Jay Dean	Fr.	RL	6-5	210	Nampa, Ida.
	Mel Ediger	So.	RR	6-0	175	Dallas, Ore.
5	Chuck Fisk	Fr.	RR	6-0	170	Portland, Ore.
	Connie Holzgang	So.	RR	5-11	160	Medford, Ore.
10	Cub Houck	Sr.	RR	6-0	185	Salem, Ore.
4	Danny Johnston	Jr.	RR	5-11	175	Whittier, Calif.
	Johnny Rearden	Sr.	RR	5-11	160	Corvallis, Ore.
15	Jim Ruggles	Fr.	LR	6-0	170	Portland, Ore.
	Doug Wray	Fr.	RR	5-9	150	The Dalles, Ore.
	Jim Walker	So.	L-L	5-10	155	Long Beach, Calif.
NO.	OUTFIELDERS	YR.	B-T	HT.	WT.	HOMETOWN
8	Pete Goodbrod	Sr.	LR	5-10	160	Salem, Ore.
7	Dwane Helbig	So.	RR	6-0	195	Portland, Ore.
	Jim Jenks	Jr.	RR	6-0	168	Albany, Ore.
	Ralph Krafve	Sr.	LR	6-2	185	Portland, Ore.
12	Ed Nelson	Sr.	RR	5-10	165	Corvallis, Ore.
	Jack Pinion	So.	RR	5-10	195	Reedsport, Ore.
18	Bud Shirliff	Jr.	RR	6-3	200	Myrtle Creek, Ore.
	Dick Wilson	Fr.	L-L	5-11	165	Nyssa, Ore.
	Jim Withrow	Fr.	RR	5-10	160	Van Nuys, Calif.
	Bob Thoman	Jr.	RR	6-4	175	Corvallis, Ore.

HEAD COACH: Ralph Coleman

ASSISTANT COACH: Paul Valenti

MANAGER: Ken Boshears

training regimens for players targeting playing positions outside of daily routine practice. There was no or very little scouting of opposing teams and players.

"Today's college players are given tremendous opportunities to improve technically and physically."

As it turned out, getting through the Northern Division would be the Beavers' toughest hurdle on the road to Omaha.

Oregon State opened the Northern Division season with six home games, going 4-2. The final game of the homestand was a 10-8 win over Washington on April 26, seen by a throng of 4,500 that was the largest-ever at Goss Stadium at Coleman Field to that point.

The Beavers then went on their annual road trip to Idaho, Washington State and Washington; Oregon State went 4-2 on that trip, as well. Returning home for two season-ending weekends against Oregon, the Beavers' 8-4 record narrowly led the division race.

A split with Oregon the next weekend kept the Beavers one-half game in front of the Ducks and one game in front of Washington. Oregon State eliminated Oregon from the race



The regional finals against Fresno State drew a record crowd of 5,000 to Goss Stadium at Coleman Field



Pete Goodbrod lines a single

with a 7-6 win at Goss Stadium at Coleman Field on May 23, then lost 18-5 at the Ducks' Howe Field the next day in their regular-season finale.

That last Oregon State loss enabled Washington to move percentage points ahead of the Beavers in the standings, but the Huskies had two games remaining at last-place Idaho on May 26 and 27. Washington could win its first title since 1931 by winning both games; a Husky loss in either game would mean a first-place tie, and the Beavers would earn the postseason berth for having won three of four head-to-head meetings that spring.

"It's hard to say how we felt," Goodbrod said of the Beavers' wait for those two Washington-Idaho games. "Except that we wanted another shot against the Trojans."

Things looked bad for the Beavers when Washington thumped Idaho 17-4 in the first game at Moscow. In the season finale, though, Vandal pinch-hitter Dick Merrill doubted home the tying and winning runs with none out in the ninth inning for a 9-8 Idaho victory.

Oregon State was back in the Pacific Coast Conference playoffs.

"It was great to know we'd get a playoff with USC in Corvallis," Goodbrod said.

"That made us feel good. We'd felt we were



Dwane Helbig stretches for first

as good as they were the year before, and then we proved it by taking them in two straight."

The verbal barrage of the previous spring wasn't all that gave the Beavers something to prove. Even then, the Northern Division found itself in a little brother-big brother relationship with the Southern Division on the baseball diamond.


"USC was the powerhouse - there's no doubt about it," said Brem, who went on to All-America honors in 1953. "There was no doubt about that. We weren't supposed to go on the field with USC."

Added Goodbrod: It was, 'Hey, we've got a program up here, too. We need to be recognized'."

On May 30, the Beavers opened the series with a 12-10 win over Southern California; they had to hold off USC rallies that scored four runs in the seventh inning and five in the ninth. A day later, the Beavers wrapped up their first-ever PCC championship with a 5-4 victory.

On a cool, gray afternoon, the game was tied 4-4 going into a ninth inning that would send the Oregon State fans ringing the field through moments of both hope and despair. It would finish with perhaps the most notable





hit in Beaver baseball history up to that time.

Once Oregon State had retired the Trojans in a scoreless top of the ninth, Beaver outfielder Bud Shirtcliff opened the bottom of the inning with a double but was thrown out trying to stretch it into a triple. After John Thomas singled, USC coach Rod Dedeaux brought in ace pitcher Tom Lovrich to relieve.

Lovrich hit Cub Houck with a pitch, then pitcher Norb Wellman's grounder back to the mound allowed both runners to advance. Two out, men on second and third, with Goodbrod coming to the plate; he blooped a pitch from Lovrich in the air toward third base.

The biggest Beaver hit ever would barely clear the infield.

"I kind of thought it would be an out," Goodbrod said. "I was running with my eye on it, and I was disgusted. I thought I'd popped it up. But that was Coley - run everything out.

"As I was going to first, I could see it was going to go over his (the third baseman's) head. In his defense, the sun was setting and I think he lost it.

"But it brought in the winning run."

Thomas, running from third base as soon as the ball was hit, touched the plate before the Trojans had a chance to make a play.

"It just erupted," Goodbrod said. "Everybody was out there on the field ... the fans were crazy. We had to go back over to Gill (to the locker room), and we got there all right."

Goodbrod's hit came just four days after his May 27 birthday. When he arrived home after the game, his wife Joan had his cake on the table with a glove and ball decorating it.

By now, Beaver fans were turning out for ballgames like never before. A record crowd estimated at 5,000 would be on hand the next weekend when Oregon State wrapped up its District 8 championship series against Fresno State, which had beaten Seattle for the West Coast independent crown.

"Frankly, the crowd helped win those games for us," said Brem, who had to sit out the USC series because of an injury. "They got on the other team. All the fraternity guys were up in the stands riding them, and the Fresno State series was the same way. They had a pitcher named (Truman 'Tex') Clevenger who went on to play in the major leagues, and he threw real hard. The gol-durn guys in the stands got on him going 'Oooohhhh' when he'd throw, or 'Throw harder, Clevey, baby.'

"Sooner or later, he got wild, and we snuck through and beat them."

On June 6, Beaver lefthander Don White and the Bulldogs' Larry Bolger both threw six-hitters but Oregon State took a 2-1 win on Goodbrod's sacrifice fly in the seventh inning.

On June 7, Oregon State fans celebrated as

Oregon State Beavers Leave for NCAA Playoffs at Omaha



BATS AND BEAVERS OFF FOR 'BRASKA - Boding ill for the vaunted Blue Devils of Duke university Thursday afternoon, the hit-happy Oregon State Beavers carry their treasured war clubs aboard a bus for Portland enroute to the national NCAA playoffs at Omaha. Coach Ralph Coleman wanted to pack the bats away but the boys preferred to carry their own weapons, which incidentally slugged out 43 hits in 127 times at bat in four coast playoff games for a fat .339 average. With that average Coley said they could wear

'em around their necks if they wanted to. Waiting to board bus are standing left to right: Don Hopp, Norb Wellman, Cub Houck, Pete Goodbrod, Dwane Helbig, Chuck Fisk, Jim Ruggles, Jack Stephenson, Ed Nelson, Bud Shirtcliff, John Thomas, Jay Dean, Al Goedhard and Danny Johnston. Seated left to right: Paul Valenti assistant coach, head coach Coleman; Bobby Buob, Bailey Brem, Ken Boshears, student manager; Don White and Bud Berg. (Gazette-Times photo.)

The Beavers board the bus in Corvallis on the first leg of their trip

the Beavers took a 4-1 lead, then anguished as Fresno State scored three runs in the seventh inning to tie things. But Jay Dean doubled and Helbig singled him home for the go-ahead run in the bottom of the seventh; Oregon State would add another three runs in the bottom of the eighth to ice an 8-4 victory.

After another celebration, the Beavers began looking forward to the College World Series, which was being played for just the sixth time. Oregon State would open against tourney favorite Duke in only the second athletic meeting ever between the two schools; the first had been the transplanted Rose Bowl on Jan. 1, 1942, in Durham, N.C.

"Going to Omaha was really something," Helbig said. "Everybody had to make arrangements to take finals late or early or whatever, and it was kind of a pain that way.

"But the excitement overshadowed everything else."

Coleman, assistant coach Paul Valenti and the rest of the Beavers went to Omaha by train on the Union Pacific streamliner City of Portland. They arrived at just after 3 a.m. on a Wednesday morning and were greeted by their hosts, the Omaha Cosmopolitan Club.

"We got off an air-conditioned train and stepped off onto the platform, and it was 96 degrees or something and the humidity was high," Helbig said. "Oh, lord, you couldn't sleep or do anything."

The Beavers' hotel wasn't air conditioned, and Brem recalls the method his roommate, Cub Houck, had for trying to get some shuteye.

"He'd go in the bathroom and get a wastebasket of water, then throw it on the bed and



Alex Goedhard scores vs. Duke



Bailey Brem delivers a pitch

2007 OREGON STATE BASEBALL



Program * COLLEGE WORLD SERIES



NORMA REDDEN, Queen of 1952 College World Series

OMAHA STADIUM

JUNE 12-16, 1952

PRICE: 10 cents



Ralph Coleman watches the action

try to get some sleep," Brem said.

Duke brought a 30-5 record into the opener against the Beavers' 27-10 mark. On a 102-degree afternoon, Oregon State took an early 6-4 lead but the Blue Devils finished with 21 hits and an 18-7 win.

"The most memorable thing was that first game," Brem said. "Dick Groat (who later starred with the Pittsburgh Pirates) was their shortstop. We had on those northwest wool uniforms and the heat was about 105. I watched Dwane Helbig come in between innings, take off his wool baseball shirt, and wring the water out of it."

The next day, Texas eliminated the Beavers with a 10-1 decision. Oregon State was within 3-0 until the Longhorns five-run eighth inning.

"When we played Texas, we were in a fog," Helbig said. "We just never got into the game."

When the score got out of hand, Brem was allowed to get an inning of College World Series experience.

"I went out there and I wasn't throwing well - I was still hurt," Brem said. "But ev-

1952 GAME-BY-GAME

27-12 overall, 10-6 Pacific Coast Conference Northern Division (1st place)

DATE	DAY	OPPONENT	SITE	RESULT	ORE. ST. DECISION	ORE. ST. R+H	OPP. R+H
Mar. 28	Fri.	Pacific (Ore.)	Corvallis	W, 22-5	White (1-0)	22-16-2	5-12-9
Mar. 29	Sat.	Linfield	Corvallis	W, 5-0	Brem (1-0)	5-8-2	0-3-2
		(second game)		W, 6-0	Berg (1-0)	6-2-2	0-3-1
Apr. 1	Tue.	Portland State	Corvallis	W, 16-3	Goedhard (1-0)	16-12-3	3-4-3
Apr. 3	Thu.	Willamette	Corvallis	W, 8-4	Hopp (1-0)	8-7-2	4-7-1
Apr. 4	Fri.	at Oregon	Eugene, Ore.	W, 4-1	White (2-0)	4-5-0	1-6-4
Apr. 5	Sat.	Lewis & Clark	Corvallis	W, 4-2	Wellman (1-0)	4-9-1	2-5-2
		(second game)		L, 2-3	Brem (1-1)	2-5-3	3-4-2
Apr. 7	Mon.	Portland	Corvallis	W, 5-3	Berg (2-0)	5-7-2	3-6-3
Apr. 8	Tue.	at Pacific (Ore.)	Forest Grove, Ore.	W, 16-4	Nieman (1-0)	16-10-5	4-9-7
Apr. 9	Wed.	at Linfield	McMinnville, Ore.	L, 4-5	White (2-1)	4-8-1	5-8-1
Apr. 10	Thu.	Oregon	Corvallis	L, 5-12	Brem (1-2)	5-12-5	12-13-3
Apr. 11	Fri.	at Lewis & Clark	Oregon City, Ore.	W, 10-4	Hopp (2-0)	10-14-2	4-6-6
Apr. 12	Sat.	Linfield	Corvallis	W, 5-1	Berg (3-0)	5-8-3	1-5-4
		(second game)		W, 22-5	Wellman (2-0)	22-17-3	5-7-6
Apr. 16	Wed.	Washington State *	Corvallis	W, 9-2	White (3-1)	9-15-1	2-6-1
Apr. 17	Thu.	Washington State *	Corvallis	L, 3-9	Berg (3-1)	3-6-6	9-8-2
Apr. 19	Sat.	at Portland	Portland, Ore.	W, 19-8	Brem (2-2)	19-14-0	8-7-7
Apr. 21	Mon.	Idaho *	Corvallis	L, 15-16	White (3-2)	15-18-6	16-15-2
Apr. 22	Tue.	Idaho *	Corvallis	W, 7-4	Wellman (3-0)	7-8-1	4-10-2
Apr. 25	Fri.	Washington *	Corvallis	W, 7-1	Brem (3-2)	7-8-10	1-6-3
Apr. 26	Sat.	Washington *	Corvallis	W, 10-8	White (4-2)	10-13-2	8-17-6
May 2	Fri.	at Idaho *	Moscow, Ida.	W, 16-5	Wellman (4-0)	16-18-2	5-11-5
May 3	Sat.	at Idaho *	Moscow, Ida.	W, 3-1	Brem (4-2)	3-7-0	1-4-1
May 5	Mon.	at Washington State *	Pullman, Wash.	L, 3-5	White (4-3)	3-6-2	5-7-5
May 6	Tue.	at Washington State *	Pullman, Wash.	W, 6-5	Goedhard (2-0)	6-11-2	5-10-1
May 8	Thu.	at Washington *	Seattle, Wash.	W, 6-2	Wellman (5-0)	6-9-0	2-7-1
May 9	Fri.	at Washington *	Seattle, Wash.	L, 6-10	Brem (4-3)	6-9-2	10-14-1
May 12	Mon.	Seattle	Corvallis	L, 6-8	Goedhard (2-1)	6-12-3	8-11-1
May 17	Sat.	Oregon *	Corvallis	L, 13-14	Berg (3-2)	13-12-11	14-12-5
May 19	Mon.	at Oregon *	Eugene, Ore.	W, 3-1	Brem (5-3)	3-3-1	1-5-1
May 23	Fri.	Oregon *	Corvallis	W, 7-6	White (5-3)	7-11-2	6-12-1
May 24	Sat.	at Oregon *	Eugene, Ore.	L, 5-18	Brem (5-4)	5-11-6	18-16-2
PACIFIC COAST CONFERENCE CHAMPIONSHIP SERIES							
May 31	Fri.	Southern California	Corvallis	W, 12-10	White (6-3)	12-15-5	10-19-2
Jun. 1	Sat.	Southern California	Corvallis	W, 5-4	Wellman (6-0)	5-7-1	4-9-3
FAR WEST REGIONAL CHAMPIONSHIP SERIES							
Jun. 6	Fri.	Fresno State	Corvallis	W, 2-1	White (7-3)	2-6-1	1-6-0
Jun. 7	Sat.	Fresno State	Corvallis	W, 8-4	Wellman (7-0)	8-15-1	4-8-2
COLLEGE WORLD SERIES							
Jun. 12	Thu.	vs. Duke	Omaha, Neb.	L, 7-18	Goedhard (2-2)	7-8-2	18-21-2
Jun. 13	Fri.	vs. Texas	Omaha, Neb.	L, 1-10	Wellman (7-1)	1-6-5	10-11-1

* - Pacific Coast Conference Northern Division game

ery ball I threw, they hit a line drive."

The Beavers headed for home, finishing their season with a 27-12 record. Coleman would guide Oregon State to three more Northern Division titles and have teams ranked as high as sixth in the nation in the early 1960s, but that 1952 trip remained OSU's only College World Series until 2005.

"We had Coley - I can't emphasize that enough," Goodbrod said of the coach whose dapper appearance masked a quiet intensity.

"He did it in a different way," Goodbrod said of Coleman's motivational techniques, which didn't include much in the way of hollering. "You'd be at bat, and he'd be over there with one knee on the ground, pulling grass ... every pitch, he was in it.

"One game, we were tied with the winning runs on base and I was up. I was 0-for-4 on the day. He came over and said, 'Are you going to get a hit?' I said, 'Yes.' He said, 'Are you sure?'"

"I can't overemphasize the fact he was

one tough competitor."


Goedhard agreed.

"Any worry or nervousness the team had was exercised by Coach Coleman," Goedhard said. "On the bench, he was intense. He was a bundle of high nervous energy mixed with elements of superstition of where to sit, stand, etcetera during the flow of a game.

"Sitting next to Coley during a close game was not a preferred position, but it could be entertaining."

Many members of the 1952 team reunited at Goss Stadium at Coleman Field in 2002 to commemorate the 50th anniversary of their special season. They saw an Oregon State program that has had 24 winning seasons in the last 30 years and returned to the College World Series in 2005.

"Coley left, then Gene Tanselli came in and did a good job, and Jack Riley had a lot of good years, and now we're in capable hands with Pat Casey," Goodbrod said of the line of OSU coaches. "We've done pretty well."





OREGON STATE YEARLY TEAM LEADERS

Batting average

(minimum 120 at-bats)

1967	Darryl Summerfield	304
1968	Lute Barnes	340
1969	Bob Beall	313
1970	Mike Naylor	218
1971	Dan Cunningham	405
1972	Dan Cunningham	323
1973	Dan Cunningham	336
1974	Rich Dodge	309
1975	Tom Simas	371
1976	Pete Rowe	338
1977	Jeff Doyle	350
1978	Jerry Miller	364
1979	Jerry Yung	302
1980	Bob McNair	356
1981	Al Hunsinger	346
1982	Mickey Riley	374
1983	Todd Thomas	368
1984	Bryan Ganter	307
1985	David Brundage	370
1986	David Brundage	366
1987	Randy Duke	423
1988	Jeff Brauning	341
1989	Ben Johnson	342
1990	R.A. Neitzel	355
1991	Kevin Hooker	328
1992	Jason Akina	333
1993	A.J. Marquardt	376
1994	A.J. Marquardt	367
1995	David Schmidt	320
1996	Chris Wakeland	368
1997	Jason Stranberg	397
1998	Joe Gerber	377
1999	Joe Gerber	387
2000	Drew Hedges	371
2001	Chris Biles	395
2002	Brian Barden	349
2003	Tony Calderon	362
2004	Jacoby Ellsbury	352
2005	Jacoby Ellsbury	406
2006	Cole Gillespie	374

At-bats

1967	Lute Barnes	143
1968	Lute Barnes	147
1969	Paul Doupe	138
1970	Curt Daniels	108
1971	Dave Hummel	139
1972	Mel Cuckovich	134
1973	Ken Bailey	138
1974	Ramon Gonzalez	145
1975	Ramon Gonzalez	158
1976	Jeff Doyle	171
	Rob Drahm	171
1977	Jeff Doyle	183
1978	Jerry Miller	187
1979	Bob McNair	146
1980	Bob McNair	188
1981	Al Hunsinger	159
1982	Mickey Riley	163
1983	Todd Thomas	185
1984	Chris Newman	137
1985	Ken Bowen	193
1986	Dave Brundage	202
1987	Ken Bowen	171
1988	Jeff Brauning	176
1989	Jeff Brauning	206
1990	R.A. Neitzel	211
1991	Paul Sanders	168
1992	David Anderson	193
1993	A.J. Marquardt	194
1994	Scott Hardin	205
1995	Scott Hardin	198
1996	Ryan McDonald	201
1997	Ryan Lipe	200
1998	Ben Bertrand	190
1999	Troy Schader	211
2000	Joe Gerber	210



Joe Gerber

2001	Brian Barden	226
2002	Brian Barden	232
2003	Seth Pietsch	224
2004	Aaron Mathews	227
2005	Jacoby Ellsbury	244
2006	Darwin Barney	261


Hits

1967	Darryl Summerfield	42
1968	Lute Barnes	50
1969	Bob Beall	42
1970	Dave Wiggins	32
1971	Dan Cunningham	53
1972	Dan Cunningham	43
1973	Dan Cunningham	44
	Ken Bailey	44
1974	Rich Dodge	42
1975	Tom Simas	53
1976	Pete Rowe	53
1977	Jeff Doyle	64
1978	Jerry Miller	68
1979	Dave Backen	38
	Jerry Yung	38
1980	Bob McNair	67
1981	Al Hunsinger	55
1982	Mickey Riley	61
1983	Todd Thomas	68
1984	Bryan Ganter	39
1985	David Brundage	67
1986	David Brundage	74
1987	Ken Bowen	69
1988	Jeff Brauning	60
1989	Jeff Brauning	70
1990	R.A. Neitzel	75
1991	Aaron Anderson	49
1992	David Anderson	60
1993	A.J. Marquardt	73
1994	Todd Black	60
1995	Scott Hardin	53
	Pat Meiwes	53
1996	Ryan McDonald	71
1997	Ryan Lipe	69
	Jason Stranberg	69
1998	Ben Bertrand	67
2000	Joe Gerber	74
2001	Brian Barden	83
2002	Brian Barden	81

2003	Seth Pietsch	78
2004	Aaron Mathews	74
2005	Jacoby Ellsbury	99
2006	Cole Gillespie	89

Runs

1969	Bob Beall	27
1970	Bob Beall	24
1971	Dan Cunningham	27
1972	Mel Cuckovich	20
	Doug Miller	20
1973	Mel Cuckovich	24
1974	Rich Dodge	29
1975	Ramon Gonzalez	33
	Tom Simas	33
	Steve Wilkins	33
1976	Jeff Doyle	44
1977	Jeff Doyle	49
1978	Jerry Miller	36
1979	Dave Backen	24
1980	Steve Lyons	45
1981	Al Hunsinger	49
1982	Jim Wilson	49
1983	Todd Thomas	48
1984	Bryan Ganter	25
1985	Gary Hamilton	44
1986	David Brundage	55
1987	Ken Bowen	50
1988	Jeff Brauning	49
1989	Jeff Brauning	41
	Scott Sanders	41
1990	R.A. Neitzel	49
1991	Dave Schoppe	36
1992	David Anderson	46
1993	Jim Champion	42
1994	Scott Hardin	38
1995	Scott Hardin	39
	Kevin Hooker	39
1996	Chris Wakeland	51
1997	Jason Stranberg	67
1998	Ben Bertrand	49
1999	Corrie Willie	46
2000	Brian Barden	50
2001	Brian Barden	51
2002	Seth Pietsch	51
2003	Jacoby Ellsbury	56
2004	Jacoby Ellsbury	56
2005	Jacoby Ellsbury	56



Scott Christman

2006	Cole Gillespie	83
------	----------------	----

Doubles


1967	Darryl Summerfield	8
1968	Larry Rich	6
	Darryl Summerfield	6
1969	Bob Beall	9
1970	Dave Wiggins	7
1971	Doug Miller	8
1972	Dan Cunningham	7
1973	Dan Cunningham	9
1974	Rob Drahm	7
	Bruce Jackson	7
1975	Rob Drahm	8
	Tom Simas	8
1976	Pete Rowe	12
1977	Jeff Doyle	12
1978	Bob McNair	15
1979	Dave Gassaway	9
1980	Bob McNair	11
1981	Mickey Riley	12
1982	Jim Wilson	10
1983	Mike Strutton	7
	Todd Thomas	7
1984	Chris Newman	8
1985	Ken Bowen	14
	Quinn Williams	14
1986	Dave Brundage	12
	Tim Lambert	12
1987	Ken Bowen	16
	Randy Duke	16
1988	Jeff Brauning	13
1989	Jeff Brauning	18
1990	Paul Sanders	15
1991	Paul Sanders	11
1992	David Anderson	15
1993	A.J. Marquardt	19
1994	Marc Malloy	17
	Brent Watts	17
1995	Kevin Hooker	12
	Pat Meiwes	12
1996	Chris Wakeland	17
1997	Mike Leone	11
	Abino Vazquez	11
1998	Ben Bertrand	14
1999	Troy Schader	18
2000	Joe Gerber	19
2001	Josh Carter	18

2002	Seth Pietsch	24
2003	Tony Calderon	24
2004	Shea McFeely	14
2005	Jacoby Ellsbury	19
2006	Cole Gillespie	25

Triples

1967	Steve Crow	3
	Darryl Summerfield	3
1968	Lute Barnes	5
1969	Tom Shoup	4
1970	Bob Beall	3
	Jim Beall	3
	Mike Keck	3
1971	Mike Naylor	4
1972	Jim Cave	2
	Mel Cuckovich	2
	Bruce Jackson	2
	Bob Looney	2
	Doug Miller	2
1973	Larry Buehler	2
	Dan Cunningham	2
1974	Rich Dodge	2
	Bill Martinez	2
	Rich Plante	2
1975	Ramon Gonzalez	2
1976	Jeff Doyle	3
1977	Jeff Doyle	6
1978	Jeff Boyd	2
	Steve Rudolph	2
1979	Bob McNair	4
1980	Dave Backen	5
1981	Todd Thomas	3
1982	Todd Thomas	4
1983	Todd Thomas	6
1984	Randy Duke	3
1985	David Brundage	3
1986	David Brundage	3
	Bryan Ganter	3
	Tim Lambert	3
1987	Randy Duke	2
	Troy Haugen	2
1988	Troy Haugen	3
1989	Scott Sanders	4
1990	Dave Schoppe	4
1991	Stacey Ayers	3
	Dave Schoppe	3
1992	David Anderson	5

2007 OREGON STATE BASEBALL



Dan Cunningham


1993	Brent Watts	4
1994	Todd Black	4
	Jim Champion	4
1995	Chris Wakeland	3
1996	Chris Wakeland	3
1997	Abino Vazquez	7
1998	Ben Bertrand	2
	Rob Colley	2
1999	Eric Stark	3
2000	Drew Hedges	3
2001	Eric Stark	4
2002	Seth Pietsch	6
2003	Seth Pietsch	4
2004	Aaron Mathews	6
2005	Jacoby Ellsbury	3
2006	Shea McFeely	6

Home runs

1967	Bill Bonser	5
	Steve Renne	5
1968	Darryl Summerfield	6
1969	Bob Beall	3
1970	Bob Beall	4
1971	Mel Cuckovich	2
	Dan Cunningham	2
1972	Bruce Jackson	2
	Doug Miller	2
1973	Bruce Jackson	4
1974	Bill Martinez	4
1975	Bill Martinez	4
1976	Steve Wilkins	6
1977	Rich Dodge	7
1978	Bob McNair	10
1979	Dave Gassaway	3
	Steve Lyons	3
	Bob McNair	3
1980	Bob McNair	14
1981	Al Hunsinger	15
1982	Jim Wilson	21
1983	Steve Smith	12
1984	Chris Newman	5
1985	Gary Hamilton	7
	Mel Mallinak	7
1986	David Brundage	8
1987	Ken Bowen	9
	Bryan Ganter	9
1988	Jeff Brauning	6
1989	Troy Haugen	3
	Scott Sanders	3
	Dave Schoppe	3
1990	Larry Vlacic	7
1991	Dave Schoppe	5
1992	David Anderson	4

Runs batted in

1967	Tom Jones	25
1968	Tom Jones	23
1969	Bob Beall	22
1970	Bob Beall	16
1971	Dave Hummel	23
1972	Doug Miller	18
1973	Bruce Jackson	25
1974	Bill Martinez	24
1975	Bill Martinez	35
1976	Rob Drahm	40
1977	Pete Rowe	44
1978	Bob McNair	46
1979	Steve Lyons	34
1980	Bob McNair	59
1981	Al Hunsinger	54
1982	Jim Wilson	62
1983	Chris Newman	37
	Steve Smith	37
1984	Lindsey Johnson	21
1985	Ken Bowen	44
1986	Keith Krafve	46
1987	Ken Bowen	51
1988	Lance Rice	47
1989	Jeff Brauning	38
	Brent Hahn	38
	Larry Vlacic	38
1990	Aaron Anderson	37
1991	Jamie Burke	36
1992	A.J. Marquardt	40
1993	Marc Malloy	39
1994	Pat Meiwes	39
1995	Chris Wakeland	49
1996	Ryan Lipe	54
1997	Rob Colley	62
1998	Joe Gerber	57
1999	Joe Gerber	67



Andy Jarvis

2001	Brian Barden	55
2002	Brian Barden	50
2003	Andy Jarvis	49
2004	Aaron Mathews	49
2005	Andy Jenkins	56
2006	Cole Gillespie	57

Walks

1969	Bob Beall	39
1970	Bob Beall	34
1971	Doug Miller	24
1972	Doug Miller	26
1973	Ty Gorton	24
1974	Rich Dodge	17
1975	Steve Wilkins	21
1976	Jeff Doyle	45
1977	Rich Dodge	48
1978	Rich Harper	29
1979	Steve Lyons	30
1980	Steve Lyons	36
1981	Al Hunsinger	35
1982	Mickey Riley	36
1983	Mickey Riley	35
1984	Tim Fasel	21
	Chris Newman	21
	Dain Syverson	21
1985	Ken Bowen	35
	Quinn Williams	35
1986	Ken Bowen	40
	David Brundage	40
1987	Ken Bowen	30
1988	Lance Rice	42
1989	Ben Johnson	47
1990	Paul Sanders	29
1991	Dave Schoppe	30
1992	Jason Akina	34
1993	Jason Burke	31
1994	Todd Black	28
1995	Kevin Hooker	32
1996	David Schmidt	30
1997	Jason Stranberg	39
1998	Ben Bertrand	41
1999	Drew Hedges	33
2000	Joe Gerber	40
2001	Eric Stark	32
2002	Will Hudson	34
2003	Chris Kunda	32
2004	Shea McFeely	40
2005	Jacoby Ellsbury	36
2006	Cole Gillespie	46

Total bases

1967	Darryl Summerfield	62
1968	Lute Barnes	63
1969	Bob Beall	64
1970	Dave Wiggins	46
1971	Dan Cunningham	66
1972	Dan Cunningham	52
1973	Dan Cunningham	57
1974	Bill Martinez	60
1975	Ramon Gonzalez	65
1976	Pete Rowe	79
1977	Jeff Doyle	103
1978	Bob McNair	102
1979	Bob McNair	53
1980	Bob McNair	124
1981	Al Hunsinger	114
1982	Jim Wilson	126
1983	Steve Smith	97
1984	Chris Newman	63
1985	David Brundage	95
1986	David Brundage	116
1987	Ken Bowen	114
1988	Jeff Brauning	93
1989	Jeff Brauning	97
1990	R.A. Neitzel	102
1991	Dave Schoppe	78
1992	David Anderson	97
1993	A.J. Marquardt	116
1994	Marc Malloy	95
1995	Pat Meiwes	86
1996	Chris Wakeland	117
1997	Ben Bertrand	110
1998	Ben Bertrand	115
1999	Joe Gerber	128
2000	Joe Gerber	120
2001	Brian Barden	122
2002	Brian Barden	125
2003	Seth Pietsch	133
2004	Aaron Mathews	123
2005	Jacoby Ellsbury	142
2006	Cole Gillespie	163

Slugging percentage

(minimum 120 at-bats)

1967	Darryl Summerfield	449
1968	Lute Barnes	429
1969	Bob Beall	478
1970	Dave Wiggins	474
1971	Dan Cunningham	503
1972	Dan Cunningham	391
1973	Dan Cunningham	435
1974	Bill Martinez	420

1975	Tom Simas	447
1976	Pete Rowe	503
1977	Jeff Doyle	563
1978	Bob McNair	586
1979	Dave Backen	386
1980	Bob McNair	660
1981	Al Hunsinger	717
1982	Jim Wilson	829
1983	Chris Newman	628
1984	Chris Newman	460
1985	David Brundage	525
1986	David Brundage	574
1987	Ken Bowen	667
1988	Jeff Brauning	528
1989	Scott Sanders	481
1990	Larry Vlacic	500
1991	Dave Schoppe	494
1992	David Anderson	503
1993	A.J. Marquardt	598
1994	A.J. Marquardt	547
1995	David Schmidt	547
1996	Chris Wakeland	643
1997	Ben Bertrand	647
1998	Joe Gerber	713
1999	Joe Gerber	670
2000	Drew Hedges	600
2001	Chris Biles	605
2002	Seth Pietsch	600
2003	Seth Pietsch	594
2004	Mike Lissman	568
2005	Jacoby Ellsbury	582
2006	Cole Gillespie	685


Stolen bases

1967	Lute Barnes	7
	Bob Kaiser	7
1968	Lute Barnes	16
1969	Bob Beall	11
1970	Bob Beall	7
1971	Doug Miller	7
1972	Mel Cuckovich	6
1973	Ken Bailey	10
1974	Rich Dodge	10
1975	Ramon Gonzalez	11
1976	Jeff Doyle	24
1977	Jeff Doyle	26
1978	Jerry Miller	6
	Steve Rudolph	6
1979	Bob Webster	10
1980	Steve Lyons	25
1981	Todd Thomas	17
1982	Mickey Riley	19
1983	Todd Thomas	21
1984	Mike Strutton	14
1985	Quinn Williams	13
1986	David Brundage	29
1987	Bryan Ganter	16
1988	Scott Sanders	14
1989	Jeff Brauning	28
1990	R.A. Neitzel	20
1991	David Anderson	13
1992	David Anderson	19
1993	Jon Yonemitsu	15
1994	Scott Hardin	23
1995	Scott Hardin	12
1996	Ryan Hiltz	7
	Ryan McDonald	7
1997	Jason Stranberg	16
1998	Jason Stranberg	16
1999	Bryan Ingram	6
	Eric Stark	6
2000	Eric Stark	11
2001	Eric Stark	10
2002	Aaron Mathews	10
2003	Jacoby Ellsbury	14
2004	Jacoby Ellsbury	20
2005	Jacoby Ellsbury	26
2006	Darwin Barney	16

Wins

1967	Jack Humphrey	7 (7-2)
1968	Ken Forsch	8 (8-3)
1969	Tony Perry	5 (5-4)






1970	Jerry Johnson	7 (7-0)
1971	Greg Lebeck	4 (4-2)
1972	Greg Jurgenson	3 (3-5)
	Steve Swedberg	3 (3-0)
1973	Gail Meier	4 (4-1)
1974	Greg Jurgenson	5 (5-3)
1975	Ken Noble	6 (6-2)
1976	Ken Noble	9 (9-4)
1977	Scott Anderson	9 (9-2)
	Ken Noble	9 (9-6)
1978	Ken Noble	6 (6-5)
1979	Bob Flynn	6 (6-5)
	Mark Niles	6 (6-5)
1980	Kyle Dunning	8 (8-2)
1981	Mike Gorman	8 (8-3)
1982	Mike Gorman	9 (9-2)
1983	Jeff Reece	11 (11-3)
1984	Scott Anderson	8 (8-6)
1985	John Sipple	10 (10-2)
1986	David Brundage	8 (8-4)
	John Sipple	8 (8-3)
1987	Jeff Otis	9 (9-4)
1988	Rod Scheckla	10 (10-6)
1989	Kent Nielson	7 (7-5)
	Jeff Otis	7 (7-5)
1990	Jeff Post	10 (10-4)
1991	Jeff Post	7 (7-1)
1992	Jeff Post	8 (8-8)
1993	Scott Christman	14 (14-1)
1994	Mason Smith	11 (11-3)
1995	Kevin Hooker	7 (7-2)
1996	Eric Lovinger	9 (9-2)
1997	Mark Newell	8 (8-0)
1998	Andrew Checketts	11 (11-1)
1999	B.R. Cook	6 (6-9)
2000	Scott Nicholson	8 (8-7)
2001	Scott Nicholson	11 (11-2)
2002	Ben Rowe	7 (7-5)
2003	Jake Postlewait	5 (5-1)
2004	Jake Postlewait	11 (11-3)
2005	Dallas Buck	12 (12-1)
2006	Dallas Buck	13 (13-3)
	Jonah Nickerson	13 (13-4)

Winning percentage

(minimum 4 wins)

1967	Jack Humphrey	.778 (7-2)
1968	Ken Forsch	.727 (8-3)
1969	Tony Perry	.556 (5-4)
1970	Jerry Johnson	1.000 (7-0)
1971	Greg Lebeck	.667 (4-2)
1972	Steve Swedberg	1.000 (3-0)
1973	Gail Meier	.800 (4-1)
1974	Greg Jurgenson	.625 (5-3)
1975	Ken Noble	.750 (6-2)
1976	Tom Chamberlain	.833 (5-1)
1977	Scott Anderson	.818 (9-2)
1978	Eric Sallee	.833 (5-1)
1979	Bob Flynn	.545 (6-5)
	Mark Niles	.545 (6-5)
1980	Kyle Dunning	.800 (8-2)
1981	John Collins	.778 (7-2)
1982	Mike Gorman	.818 (9-2)
1983	Jeff Reece	.786 (11-3)
1984	John Rushing	.857 (6-1)
1985	Ron Daulton	1.000 (4-0)
1986	Jeff Otis	1.000 (4-0)
1987	Rod Scheckla	.727 (8-3)
1988	John Sipple	.667 (6-3)
1989	Lance Donaly	.800 (4-1)
1990	Craig McCarthy	.800 (4-1)
1991	Jeff Post	.875 (7-1)
1992	Scott Christman	.545 (6-5)
1993	Scott Christman	.933 (14-1)
1994	Mason Smith	.786 (11-3)
1995	Kevin Hooker	.778 (7-2)
1996	Eric Lovinger	.818 (9-2)
1997	Mark Newell	1.000 (8-0)
1998	Andrew Checketts	.917 (11-1)
1999	B.R. Cook	.400 (6-9)
2000	Mark Newell	.545 (6-5)
2001	Scott Nicholson	.846 (11-2)
2002	Ty Kline	.857 (6-1)
2003	Jake Postlewait	.833 (5-1)




Bob McNair

2004	Jake Postlewait	.786 (11-3)
2005	Dallas Buck	.923 (12-1)
2006	Eddie Kunz	.833 (5-1)

Saves

1976	Scott Anderson	1
	Pat Barry	1
1977	Mike Paul	3
1978	Pat Barry	1
	Bruce Plato	1
1979	Bob Flynn	3
1980	Kyle Dunning	2
	Ken West	2
1981	Jim Grove	3
1982	Jim Grove	5
1983	Mark Allen	1
	Scott Anderson	1
	Jeff Reece	1
	Ken West	1
1984	Ron Daulton	3
1985	David Brundage	2
	Ron Daulton	2
	Bryce Hulstrom	2
	Quinn Williams	2
1986	Tim Lambert	4
1987	Tim Lambert	1
	Mark Shaffer	1
	Lance Rice	3
1988	Dave Schoppe	3
1989	Dave Schoppe	3
1990	Jeff Post	4
1991	Scott Christman	1
	Dave Schoppe	1
1992	Scott Christman	3
1993	Scott Anderson	1
1994	Eric Lovinger	3




Scott Sanders

1995	Brian Masewicz	3
1996	Mark Newell	3
1997	Mike Boire	8
1998	Matt Bailie	3
1999	Travis Rainwater	2
2000	Nick Renault	2
2001	Stephen Copeland	5
2002	Jared Sanders	9
2003	Andy Baldwin	4
2004	Dallas Buck	6
2005	Kevin Gunderson	14
2006	Kevin Gunderson	20


Earned run average

(minimum 40 innings)

1967	Jack Humphrey	1.53
1968	Ken Forsch	1.92
1969	Greg Lebeck	2.67
1970	Jerry Johnson	1.91
1971	Greg Lebeck	2.88
1972	Greg Jurgenson	3.01
1973	Joel McCowan	2.88
1974	Greg Jurgenson	2.41
1975	Tom Chamberlain	2.62
1976	Ken Noble	1.26
1977	Pat Barry	2.11
1978	Pat Barry	2.25
	Bob Flynn	2.25
1979	Lou Tanselli	1.75
1980	John Collins	2.50
1981	John Collins	3.53
1982	Mike Gorman	2.93
1983	Jeff Reece	3.10
1984	Scott Anderson	1.66
1985	Chris Payne	3.78



Jack Humphrey




Mason Smith

1986	Bryce Hulstrom	2.51
1987	Jeff Otis	2.88
1988	John Sipple	1.82
1989	Jeff Otis	3.22
1990	Jeff Post	1.96
1991	Mason Smith	3.17
1992	Scott Christman	3.50
1993	Scott Christman	2.20
1994	Mason Smith	2.39
1995	Eric Lovinger	4.12
1996	Chris Pine	2.77
1997	Mark Newell	2.12
1998	Andrew Checketts	3.77
1999	B.R. Cook	5.44
2000	Scott Nicholson	4.72
2001	Scott Nicholson	3.58
2002	Ty Kline	3.68
2003	Jake Postlewait	3.43
2004	Kevin Gunderson	2.90
2005	Dallas Buck	2.09
2006	Jonah Nickerson	2.24

Strikeouts

1967	Ken Forsch	63
1968	Ken Forsch	121
1969	Tony Perry	79
1970	Jerry Johnson	54
1971	Wayne Burns	33
1972	Greg Jurgenson	50
1973	Gail Meier	47
1974	Greg Jurgenson	40
1975	Tom Chamberlain	48
	Ken Noble	48
1976	Gail Meier	69
1977	Scott Anderson	76




Jerry Exley

1978	Eric Sallee	52
1979	Mark Niles	54
1980	Mike Gorman	62
1981	Jeff Reece	58
1982	Mike Gorman	84
1983	Jeff Reece	100
1984	Scott Anderson	98
1985	John Sipple	75
1986	Bryce Hulstrom	81
1987	Jeff Otis	70
1988	Rod Scheckla	68
1989	Kent Nielson	94
1990	Craig McCarthy	52
1991	Jeff Smith	74
1992	Scott Christman	98
1993	Scott Christman	119
1994	Mason Smith	115
1995	Kevin Hooker	59
1996	Andrew Checketts	61
1997	Mark Newell	69
1998	Chris Pine	104
1999	B.R. Cook	92
2000	Scott Nicholson	83
2001	Thad Johnson	87
2002	Mark McLemore	48
2003	Ben Rowe	45
2004	Dallas Buck	57
2005	Dallas Buck	118
2006	Jonah Nickerson	131

Innings pitched

1967	Ken Forsch	59.1
1968	Ken Forsch	98.0
1969	Tony Perry	82.2
1970	Jerry Johnson	61.1



Jeff Post

2007 OREGON STATE BASEBALL



1971	Bob Martin	56.0
1972	Greg Jurgenson	74.2
1973	Gail Meier	63.0
1974	Greg Jurgenson	67.1
1975	Ken Noble	72.0
1976	Ken Noble	99.2
1977	Ken Noble	95.1
1978	Eric Sallee	93.1
1979	Mark Niles	89.1
1980	Kyle Dunning	93.0
1981	John Collins	76.2
1982	Mike Gorman	92.0
1983	Jeff Reece	107.1
1984	Scott Anderson	108.1
1985	John Sipple	103.2
1986	Bryce Hulstrom	96.2
1987	Jeff Otis	97.0
1988	Rod Scheckla	104.1
1989	Kent Nielson	96.0
1990	Jeff Post	82.2
1991	Jeff Smith	92.2
1992	Jeff Post	107.2
1993	Scott Christman	110.2
1994	Mason Smith	120.2
1995	Jeremy Beard	91.0
1996	Eric Lovinger	82.1
1997	Mark Newell	72.1
1998	Andrew Checketts	86.0
1999	B.R. Cook	101.0
2000	Scott Nicholson	106.2
2001	Scott Nicholson	130.2
2002	Stephen Copeland	96.2
2003	Ben Rowe	83.2
2004	Jake Postlewait	94.1
2005	Dallas Buck	129.0
2006	Jonah Nickerson	136.2

Complete games

1967	Jack Humphrey	3
1968	Ken Forsch	4
1969	Greg LeBeck	3
	Tony Perry	3
1970	Mike Keck	3



Bill Martinez

1971	Keith Gentz	3
1972	Wayne Burns	1
	Greg Jurgenson	1
	Joe Myhre	1
1973	Greg Jurgenson	4
1974	Greg Jurgenson	7
1975	Gail Meier	4
	Ken Noble	4
1976	Ken Noble	9
1977	Scott Anderson	6
1978	Eric Sallee	7
1979	Mark Niles	7
1980	Kyle Dunning	6
1981	John Collins	5
1982	Mike Gorman	5
1983	Jeff Reece	7
1984	Scott Anderson	11
1985	David Brundage	4
	John Sipple	4
1986	David Brundage	5
1987	Jeff Otis	6
1988	Rod Scheckla	9
1989	Jeff Otis	7
1990	Jeff Post	4
1991	Dave Schoppe	5
1992	Scott Christman	5




Ryan Lipe

1993	Scott Christman	9
1994	Mason Smith	10
	Mike Thurman	10
1995	Kevin Hooker	6
1996	Eric Lovinger	5
1997	Andrew Checketts	3
	Mark Newell	3
1998	Andrew Checketts	6
1999	B.R. Cook	4
2000	Thad Johnson	5
	Scott Nicholson	5
2001	Scott Nicholson	10
2002	Ben Rowe	2
2003	Ben Rowe	2
2004	Jonah Nickerson	1
	Jake Postlewait	1
2005	Dallas Buck	2
2006	Jonah Nickerson	3

Shutouts

1967	Jack Humphrey	2
1968	Ken Forsch	1
1969	None	
1970	Bob Beall	1
	Jerry Johnson	1



R.A. Neitzel

1971	Wayne Burns	1
1972	None	
1973	None	
1974	Greg Jurgenson	1
1975	Gail Meier	1
	Charlie Schlottman	1
1976	Ken Noble	3
1977	Ken Noble	1
1978	Pat Barry	1
	Bruce Plato	1
1979	Bob Flynn	2
	Mark Niles	2
1980	Kyle Dunning	1
	Mike Gorman	1
	Lou Tanselli	1
1981	John Collins	1
	Kyle Dunning	1
	Jeff Reece	1
1982	None	
1983	Jeff Reece	1
1984	None	
1985	Ron Daulton	1
	Chris Payne	1
	John Rushing	1
	John Sipple	1
1986	Bryce Hulstrom	2


	John Sipple	2
1987	Jeff Otis	3
1988	John Sipple	4
1989	None	
1990	Jeff Post	2
1991	Jeff Smith	2
1992	Jeff Post	2
1993	Scott Christman	4
1994	Mason Smith	2
	Mike Thurman	2
1995	Jeremy Beard	1
	Kevin Hooker	1
	Eric Lovinger	1
1996	Chris Pine	2
1997	None	
1998	Brody Percell	1
1999	B.R. Cook	1
2000	Mark Newell	1
2001	Scott Nicholson	3
2002	None	
2003	None	
2004	None	
2005	Dallas Buck	1
2006	Jonah Nickerson	1



OREGON STATE YEARLY TEAM TOTALS

Batting average

1967	270
1968	259
1969	243
1970	247
1971	279
1972	254
1973	253
1974	267
1975	300
1976	272
1977	280
1978	270
1979	255
1980	285
1981	292
1982	286
1983	306
1984	253
1985	307
1986	293
1987	293
1988	293
1989	280
1990	306
1991	272
1992	271
1993	311
1994	272
1995	263
1996	306
1997	327
1998	318
1999	292
2000	310



Oregon State's first 30-win season came in 1976

2001	315
2002	302
2003	305
2004	293
2005	316
2006	302

At-bats

1967	1,154
1968	1,219
1969	1,268
1970	1,079

1971	1,163
1972	1,129
1973	1,180
1974	1,275
1975	1,312
1976	1,502


1977	1,563
1978	1,471
1979	1,280
1980	1,516
1981	1,428
1982	1,390
1983	1,452
1984	1,427
1985	1,645
1986	1,775
1987	1,538
1988	1,612
1989	1,644
1990	1,772
1991	1,542
1992	1,681
1993	1,674
1994	1,649
1995	1,594
1996	1,680
1997	1,780
1998	1,720
1999	1,903
2000	1,891
2001	1,960
2002	1,892
2003	1,885
2004	1,849
2005	2,005
2006	2,264

Hits

1967	312
1968	315
1969	309



2007 OREGON STATE BASEBALL



1970	266
1971	324
1972	312
1973	298
1974	340
1975	394
1976	408
1977	438
1978	397
1979	326
1980	432
1981	417
1982	398
1983	444
1984	361
1985	505
1986	520
1987	450
1988	473
1989	461
1990	542
1991	419
1992	455
1993	521
1994	449
1995	419
1996	514
1997	582
1998	547
1999	556
2000	586
2001	618
2002	572
2003	575
2004	541
2005	634
2006	684

Runs

1969	164
1970	155
1971	197
1972	150
1973	181
1974	207
1975	275
1976	281
1977	301
1978	255
1979	209
1980	355
1981	321
1982	308
1983	333
1984	210
1985	379
1986	375
1987	354
1988	333
1989	335
1990	329
1991	290
1992	302
1993	365
1994	277
1995	285
1996	381
1997	504
1998	438
1999	353
2000	420
2001	400
2002	382
2003	382
2004	374
2005	422
2006	463

Doubles

1967	43
1968	32
1969	53
1970	44



Coach Jack Riley and the Beavers visited Hawai'i in 1979

1971	42
1972	44
1973	39
1974	43
1975	52
1976	63
1977	77
1978	69
1979	54
1980	80
1981	85
1982	64
1983	57
1984	57
1985	98
1986	79
1987	108
1988	80
1989	82
1990	108
1991	61
1992	87
1993	89
1994	82
1995	70
1996	89
1997	92
1998	92
1999	118
2000	111

2001	107
2002	109
2003	123
2004	82
2005	109
2006	125

Triples

1967	14
1968	16
1969	13
1970	14
1971	13
1972	16
1973	10
1974	10
1975	7
1976	14
1977	14
1978	9
1979	10
1980	14
1981	12
1982	13
1983	20
1984	12
1985	7
1986	13
1987	8

1988	15
1989	15
1990	16
1991	12
1992	18
1993	19
1994	18
1995	7
1996	10
1997	20
1998	7
1999	5
2000	13
2001	15
2002	27
2003	18
2004	15
2005	11
2006	31

Home runs

1967	19
1968	16
1969	7
1970	8
1971	4
1972	5
1973	7
1974	12

1975	15
1976	24
1977	20
1978	23
1979	14
1980	40
1981	37
1982	40
1983	35
1984	14
1985	33
1986	32
1987	42
1988	29
1989	15
1990	22
1991	20
1992	24
1993	23
1994	24
1995	43
1996	39
1997	57
1998	60
1999	40
2000	58
2001	53
2002	54
2003	45
2004	48
2005	39
2006	36

Runs batted in

1967	143
1968	154
1969	135
1970	132
1971	158
1972	130
1973	143
1974	181
1975	239
1976	240
1977	268
1978	227
1979	185
1980	312
1981	287
1982	267
1983	275
1984	181
1985	341
1986	330
1987	306
1988	304
1989	288
1990	287
1991	249
1992	266
1993	315
1994	231
1995	253
1996	334
1997	455
1998	408
1999	320
2000	383
2001	366
2002	348
2003	330
2004	325
2005	393
2006	412

Walks

1969	180
1970	146
1971	174
1972	162
1973	164
1974	151
1975	199
1976	258



Jack Riley, Ralph Coleman, OSU President Robert MacVicar and athletic director Dee Andros at Coleman Field's 1981 dedication

2007 OREGON STATE BASEBALL




1977	259
1978	222
1979	212
1980	286
1981	249
1982	242
1983	248
1984	198
1985	273
1986	316
1987	238
1988	272
1989	297
1990	176
1991	214
1992	251
1993	205
1994	204
1995	200
1996	247
1997	293
1998	337
1999	265
2000	264
2001	193
2002	222
2003	330
2004	270
2005	287
2006	315

Total bases

1967	440
1968	427
1969	409
1970	362
1971	404
1972	403
1973	378
1974	444
1975	505
1976	571
1977	603
1978	553
1979	442
1980	660
1981	637
1982	608
1983	646
1984	484
1985	716
1986	721
1987	700
1988	670
1989	627
1990	748
1991	564
1992	650
1993	717
1994	639
1995	629
1996	740
1997	885
1998	833
1999	804
2000	897
2001	914
2002	897
2003	869
2004	797
2005	882
2006	979

Slugging percentage

1967	381
1968	350
1969	323
1970	335
1971	347
1972	357
1973	320
1974	348
1975	385
1976	380



OSU set what was then a school record with 39 wins in 1986

1977	386	1969	27	2004	54
1978	376	1970	33	2005	85
1979	345	1971	28	2006	79
1980	435	1972	28		
1981	446	1973	34		
1982	437	1974	34		
1983	445	1975	43		
1984	339	1976	75		
1985	435	1977	72		
1986	406	1978	40		
1987	455	1979	60		
1988	416	1980	98		
1989	381	1981	77		
1990	422	1982	63		
1991	366	1983	85		
1992	387	1984	38		
1993	428	1985	51		
1994	388	1986	101		
1995	395	1987	48		
1996	440	1988	61		
1997	497	1989	71		
1998	484	1990	73		
1999	422	1991	53		
2000	474	1992	69		
2001	466	1993	61		
2002	474	1994	71		
2003	461	1995	23		
2004	431	1996	49		
2005	440	1997	46		
2006	432	1998	45		
		1999	23		
		2000	39		
		2001	44		
		2002	48		
		2003	49		

Stolen bases

1967	40
1968	57

Wins

1967	25 (25-13)
1968	23 (23-13-1)
1969	17 (17-20-1)
1970	19 (19-15)
1971	18 (18-17)
1972	13 (13-24)
1973	15 (15-20-1)
1974	16 (16-23)
1975	28 (28-10-1)
1976	31 (31-15)
1977	31 (31-17)
1978	22 (22-22-2)
1979	21 (21-25)
1980	33 (33-16)
1981	29 (29-14-1)
1982	29 (29-15)
1983	27 (27-17)
1984	22 (22-23)
1985	34 (34-17)
1986	39 (39-15)
1987	31 (31-15)
1988	30 (30-19)
1989	27 (27-23)
1990	30 (30-22)
1991	28 (28-20)
1992	23 (23-30)
1993	31 (31-18)
1994	35 (35-16)
1995	25 (25-24-1)


1996	32 (32-16-1)
1997	38 (38-12-1)
1998	35 (35-14-1)
1999	19 (19-35)
2000	28 (28-27)
2001	31 (31-24)
2002	31 (31-23)
2003	25 (25-28)
2004	31 (31-22)
2005	46 (46-12)
2006	50 (50-16)

Winning percentage


1967	.658 (25-13)
1968	.635 (23-13-1)
1969	.460 (17-20-1)
1970	.559 (19-15)
1971	.514 (18-17)
1972	.351 (13-24)
1973	.431 (15-20-1)
1974	.410 (16-23)
1975	.731 (28-10-1)
1976	.674 (31-15)
1977	.646 (31-17)
1978	.500 (22-22-2)
1979	.457 (21-25)
1980	.673 (33-16)
1981	.670 (29-14-1)
1982	.659 (29-15)
1983	.614 (27-17)
1984	.489 (22-23)
1985	.667 (34-17)
1986	.722 (39-15)
1987	.674 (31-15)
1988	.612 (30-19)
1989	.540 (27-23)
1990	.577 (30-22)
1991	.583 (28-20)
1992	.766 (23-30)
1993	.633 (31-18)
1994	.686 (35-16)
1995	.510 (25-24-1)
1996	.663 (32-16-1)
1997	.755 (38-12-1)
1998	.710 (35-14-1)
1999	.352 (19-35)
2000	.509 (28-27)
2001	.564 (31-24)
2002	.574 (31-23)
2003	.472 (25-28)
2004	.585 (31-22)
2005	.793 (46-12)
2006	.758 (50-16)

Saves

1976	2
1977	9
1978	2
1979	7
1980	7
1981	9
1982	7
1983	4
1984	4
1985	10
1986	9
1987	2
1988	8
1989	6
1990	13
1991	2
1992	5
1993	1
1994	7
1995	7
1996	7
1997	11
1998	6
1999	7
2000	3
2001	6
2002	14
2003	13
2004	13



OSU played its first indoor games at the Kingdome in 1993




2005	21
2006	21

Earned run average

1967	2.60
1968	3.76
1969	3.76
1970	3.50
1971	4.22
1972	4.31
1973	4.34
1974	4.11
1975	3.19
1976	2.80
1977	3.05
1978	3.58
1979	2.96
1980	3.30
1981	4.46
1982	4.24
1983	4.67
1984	4.74
1985	4.92
1986	3.51
1987	4.54
1988	4.71
1989	4.63
1990	4.38
1991	4.02
1992	4.85
1993	4.42
1994	3.37
1995	4.42
1996	3.93
1997	4.10
1998	5.20
1999	7.37
2000	6.00
2001	5.85
2002	5.60
2003	6.34
2004	4.67
2005	3.06
2006	3.41

Strikeouts

1967	234
1968	284
1969	258
1970	213
1971	181
1972	225
1973	242
1974	196
1975	218
1976	291
1977	277
1978	206
1979	202
1980	232
1981	228
1982	227
1983	262
1984	281
1985	292
1986	339
1987	237
1988	252
1989	274
1990	312
1991	232
1992	299
1993	362
1994	347
1995	263
1996	288
1997	355
1998	421
1999	343
2000	334
2001	302
2002	252
2003	285



In 1997, OSU had what was then a regular-season record 38 wins

2004	344
2005	463
2006	461

Innings pitched

1967	311.2
1968	316.0
1969	330.1
1970	287.2
1971	298.2
1972	317.1
1973	291.0
1974	319.1
1975	339.0
1976	392.0
1977	406.2
1978	385.0
1979	340.0
1980	400.1
1981	363.0
1982	358.1
1983	366.1
1984	377.2
1985	415.0
1986	459.1
1987	382.2
1988	414.2
1989	415.2
1990	435.1
1991	405.2
1992	451.0
1993	424.0

1994	435.0
1995	407.1
1996	419.0
1997	426.0
1998	426.0
1999	465.0
2000	472.2
2001	480.0
2002	477.2
2003	465.1
2004	466.1
2005	517.0
2006	585.1

Complete games

1967	5
1968	6
1969	8
1970	8
1971	9
1972	3
1973	7
1974	19
1975	16
1976	23
1977	16
1978	17
1979	16
1980	19
1981	13
1982	12
1983	14

1984	19
1985	11
1986	17
1987	11
1988	17
1989	13
1990	8
1991	17
1992	13
1993	22
1994	24
1995	13
1996	10
1997	7
1998	8
1999	6
2000	13
2001	17
2002	2
2003	3
2004	2
2005	4
2006	4

Shutouts

1967	5
1968	3
1969	2
1970	6
1971	2
1972	1
1973	1



The 1952 College World Series team held a reunion in 2002

1974	1
1975	3
1976	8
1977	4
1978	2
1979	5
1980	5
1981	4
1982	0
1983	4
1984	0
1985	4
1986	4
1987	6
1988	5
1989	0
1990	4
1991	5
1992	2
1993	8
1994	5
1995	3
1996	3
1997	0
1998	3
1999	1
2000	1
2001	4
2002	2
2003	4
2004	2
2005	3
2006	8

2007 OREGON STATE BASEBALL



OREGON STATE TEAM AWARDS

Victor Brown Trophy


Awarded to Oregon State's Most Valuable Player. The trophy is given by the Sigma Alpha Epsilon fraternity in honor of the late Beaver outfielder, who was killed in World War II.

- 1947 Don Bower, 2B
- 1948 Harry Richards, 2B
- 1949 Frank Roelandt, C
- 1950 Gene Tanselli, SS
- 1951 Don Taylor, 1B
- 1952 Don White, P
- 1953 Bud Shirtcliff, OF
- 1954 Jay Dean, 1B
- 1955 Jay Dean, 1B
- 1956 Dan Lovejoy, C
- 1957 Syl Johnson, P
- 1958 Tom Bowen, 3B
- 1959 Kim Bradshaw, OF
- 1960 Jerry Droscher, OF
- 1961 Grimm Mason, OF
- 1962 Larry Petersen, OF
- 1963 Al Lehrer, OF
- 1964 Steve Clark, P
- 1965 Morrell Crary, C
- 1966 Ron Lucas, C
- 1967 Bill Bonser, C
- 1968 Tom Tracey, OF
- 1969 Tim Gleason, C
- 1970 Bob Beall, INF
- 1971 Doug Miller, OF
- 1972 Doug Miller, OF
- 1973 Dan Cunningham, OF
- 1974 Tom Drahn, IF
- 1975 Tom Simas, 2B
- 1976 Pete Rowe, C
- 1977 Jeff Doyle, 2B
- 1978 Bob McNair, 1B
- 1979 Bob Flynn, P
- 1980 Bob McNair, 1B
- 1981 Al Hunsinger, 1B
- 1982 Jim Wilson, 1B
- 1983 Jeff Reece, P
- 1984 Scott Anderson, P
- 1985 Dave Brundage, 1B-P
- 1986 Dave Brundage, OF-P
- 1987 Ken Bowen, INF
- 1988 Lance Rice, C
- 1989 Jeff Brauning, 2B
- 1990 Paul Sanders, OF
- 1991 R.A. Neitzel, INF
- 1992 Paul Sanders, C
- 1993 Jamie Burke, 3B
- 1994 Scott Christman, P
- 1995 Mason Smith, P
- 1996 Kevin Hooker, P-INF
- 1997 David Schmidt, C
- 1998 Ryan McDonald, 2B
- 1999 Andrew Checketts, P
- 2000 Joe Gerber, 1B
- 2001 Brian Barden, 3B
- 2002 Scott Nicholson, P
- 2003 Tom Creighton, UT
- 2004 Seth Pietsch, OF
- 2005 Jake Postlewait, P
- 2006 Jacoby Ellsbury, OF
- 2007 Andy Jenkins, 1B
- 2008 Kevin Gunderson, P




Victor Brown

- 1961 Leon Criner
- 1962 Cecil Ira
- 1963 Cecil Ira
- 1964 Steve Clark
- 1965 Wayne Swango
- 1966 Jack Humphrey
- 1967 Jack Humphrey
- 1968 Ken Forsch
- 1969 Jim Powell
- 1970 Jerry Johnson
- 1971 Greg Lebeck
- 1972 Greg Jurgenson
- 1973 Gail Meier
- 1974 Greg Jurgenson
- 1975 Gail Meier
- 1976 Ken Noble
- 1977 Scott Anderson
- 1978 Eric Sallee
- 1979 Pat Barry
- 1980 Bob Flynn
- 1981 Kyle Dunning
- 1982 John Collins
- 1983 Mike Gorman
- 1984 Jeff Reece
- 1985 Scott Anderson
- 1986 John Sipple
- 1987 John Sipple
- 1988 Jeff Otis
- 1989 Jeff Post
- 1990 Jeff Post
- 1991 Jeff Post
- 1992 Jeff Post
- 1993 Scott Christman
- 1994 Mason Smith
- 1995 Kevin Hooker
- 1996 Eric Lovinger
- 1997 Mark Newell
- 1998 Andrew Checketts
- 1999 B.R. Cook
- 2000 Scott Nicholson
- 2001 Scott Nicholson
- 2002 Ty Kline



Gail Meier




Bill Cloyes

- Jared Sanders
- 2003 Jake Postlewait
- 2004 Jake Postlewait
- 2005 Dallas Buck
- Kevin Gunderson
- Jonah Nickerson
- 2006 Dallas Buck
- Jonah Nickerson


Bill Bonser Award

Awarded to Oregon State's Most Improved Player. The trophy is named for the former Beaver catcher.

- 1973 Tom Apa, C
- 1974 Gary Beck, 3B
- 1975 Tom Simas, 3B
- 1976 Jeff Doyle, 2B
- 1977 Jerry Miller, OF
- 1978 Jerry Yung, 3B
- 1979 Dave Backen, OF
- Mark Niles, P
- 1980 Bob McNair, 1B
- 1981 John Collins, P
- 1982 Bill Gassaway, P
- 1983 Chris Newman, 1B
- 1984 Scott Anderson, P
- 1985 Ken Bowen, SS
- 1986 Bryan Ganter, OF
- Tim Lambert, DH
- Keith Krafve, 3B
- 1987 Randy Duke, 1B-DH
- 1988 Troy Haugen, 3B
- 1989 Lance Donaly, P
- 1990 R.A. Neitzel, IF
- 1991 Kevin Hooker, IF
- Mason Smith, P
- 1992 Randy Hunter, C
- 1993 Kevin Hooker, 2B-P
- Mike Snelling, SS
- A.J. Marquardt, OF
- 1994 Jeremy Beard, P
- 1995 David Schmidt, C
- 1996 Chris Wakeland, OF
- 1997 Mark Newell, P



Paul Richie




Bill Bonser

- 1998 Ben Bertrand, C
- 1999 Bryan Ingram, C
- 2000 Eric Stark, OF
- 2001 Chris Biles, OF
- 2002 Tom Creighton, UT
- 2003 Seth Pietsch, OF
- 2004 Paul Richie, C
- 2005 Cole Gillespie, OF
- 2006 Chris Kunda, 2B

Gold Glove Award

Awarded to Oregon State's Most Outstanding Fielder.

- 1973 Ty Gorton, 2B
- 1974 Ramon Gonzalez, OF
- 1975 Ramon Gonzalez, OF
- 1976 Jeff Doyle, 2B
- 1977 Jeff Doyle, 2B
- 1978 Jerry Yung, 3B
- 1979 Steve Lyons, OF
- 1980 Steve Lyons, 3B
- 1981 Al Hunsinger, 1B
- 1982 Mickey Riley, 2B
- 1983 Mickey Riley, 2B
- 1984 Ken Bowen, 2B
- 1985 Ken Bowen, SS
- 1986 Ken Bowen, SS
- 1987 Lance Rice, C
- 1988 Ben Johnson, SS
- 1989 Jeff Brauning, 2B
- Troy Haugen, 3B
- 1990 Paul Sanders, OF
- Aaron Anderson, OF
- 1991 Paul Sanders, C
- Dave Schoppe, UTIL
- Allen Snelling, SS
- Aaron Anderson, OF
- 1993 A.J. Marquardt, OF
- Allen Snelling, SS
- 1994 Brent Watts, UTIL
- 1995 David Schmidt, C
- 1996 Matt Baillie, 1B
- 1997 Abino Vazquez, OF
- 1998 Matt Baillie, 1B



Ryan McDonald



Bert Babb Sr.

- 1999 Corrie Willkie, 2B
- 2000 Bryan Ingram, C
- 2001 Bryan Ingram, C
- 2002 Aaron Mathews, OF
- 2003 Aaron Mathews, OF
- 2004 Aaron Mathews, OF
- 2005 Jacoby Ellsbury, OF
- 2006 Chris Kunda, 2B

Bert Babb Sr. Scholarship


Periodically awarded to a deserving Oregon State player. The scholarship is given in honor of the late Bert Babb Sr., a former Oregon State pitcher.

- 1972-73 Cory Kerwood
- 1973-74 Gail Meier
- 1974-75 Dave Gassaway
- 1975-76 Jerry Miller
- 1976-77 Robert Webster
- 1977-78 Steve Lyons
- 1978-79 Mark Allen
- 1979-80 Jeff Reece
- 1980-81 Rich Duke
- 1981-82 Scott Klug
- 1982-83 Keith Krafve
- 1983-84 Paul Sanders
- 1984-85 Mason Smith
- 1985-86 Jeff Post
- 1986-87 Mason Smith
- 1987-88 Kevin Hooker
- 1988-89 Kevin Hooker
- 1989-90 Ryan McDonald
- 1990-91 Rob Colley
- 1991-92 Rob Colley
- 1992-93 Jake Quiring
- 1993-94 Jake Quiring
- 1994-95 Jake Quiring
- 1995-96 Jake Quiring
- 1996-97 Jake Quiring
- 1997-98 Jacoby Ellsbury
- 1998-99 Ryan Gipson
- 1999-00 Ryan Gipson
- 2000-01 Ryan Gipson
- 2001-02 Ryan Gipson
- 2002-03 Ryan Gipson
- 2003-04 Ryan Gipson
- 2004-05 Ryan Gipson
- 2005-06 Ryan Gipson







OREGON STATE ALL-AMERICANS




Dwane Helbig




Bailey Brem




Jay Dean




Larry Petersen




Cecil Ira




Jim Wilson




Dave Brundage



Ken Bowen



Scott Christman



Mason Smith



Mark Newell



Andrew Checketts



Scott Nicholson



Dallas Buck



Jacoby Ellsbury



Jonah Nickerson



Cole Gillespie



Kevin Gunderson



Pat Casey

ABCA-American Baseball Coaches Association; BA-Baseball America magazine; CB-Collegiate Baseball newspaper; NCBWA-National Collegiate Baseball Writers Association; USAT/SW-USA Today/Sports Weekly

1952 Dwane Helbig, OF (ABCA 2nd) (*.418, 3 HRs, 10 RBIs)

1953 Bailey Brem, P (ABCA 3rd) (*4-1, 2.00 ERA)

1954 Jay Dean, 1B (ABCA 1st) (.456, 0 HRs, 26 RBIs)

1955 Jay Dean, 1B (ABCA 1st) (.465, 1 HR, 28 RBIs)

1960 Larry Petersen, OF (ABCA) (.419, 19 RBIs)

1962 Cecil Ira, P (ABCA 3rd) (11-4, 1.23 ERA)

1963 Cecil Ira, P (ABCA) (10-2, 1.83 ERA)

1982 Jim Wilson, 1B (ABCA 3rd, BA 3rd) (.336, 21 HRs, 62 RBIs)

1986 Dave Brundage, UTIL (ABCA 2nd) (.366, 8 HRs, 44 RBIs; 8-4, 3.19 ERA)

1987 Ken Bowen, SS (BA 2nd) (.404, 9 HRs, 51 RBIs)

1993 Scott Christman, P (ABCA, BA 2nd, CB) (14-1, 2.20 ERA)

1994 Mason Smith, P (BA 3rd, CB 3rd) (11-3, 2.39 ERA)

1997 Mark Newell, P (NCBWA 3rd) (8-0, 2.12 ERA)

1998 Andrew Checketts, P (CB 3rd, NCBWA 2nd) (11-1, 3.77 ERA)

2001 Scott Nicholson, P (CB 3rd)

(11-2, 3.58 ERA)

2005 Dallas Buck, P (ABCA 1st, BA 1st, CB 1st, NCBWA 2nd, USAT/SW 1st) (12-1, 2.09 ERA, 1 Sv)

Jacoby Ellsbury, OF (ABCA 1st, BA 1st, CB 2nd, NCBWA 1st, USAT/SW 2nd) (.406, 6 HRs, 48 RBIs)

Jonah Nickerson (USAT/SW 2nd) (9-2, 2.13 ERA)

2006 Dallas Buck, P (ABCA 2nd, CB 2nd, NCBWA 2nd) (13-3, 3.44 ERA)

Cole Gillespie, OF (ABCA 1st, BA 1st, CB 1st, NCBWA 3rd) (.374, 13 HRs, 57 RBIs)

Kevin Gunderson, P (NCBWA

2nd) (3-2, 2.36 ERA, 20 Svs)

Jonah Nickerson, P (BA 2nd) (13-4, 2.24 ERA)

Pat Casey, Coach of the Year (ABCA, BA, CB, NCBWA)

*-denotes that only Northern Division statistics are available for that season


2007 OREGON STATE BASEBALL



OREGON STATE COSIDA ACADEMIC ALL-AMERICA

As selected by the College Sports Information Directors of America


- 1986 Ken Bowen, SS
(.293, 28 RBIs, 6 HRs;
3.60 GPA, Marketing)
Bryan Ganter, OF
(.357, 35 RBIs, 1 HR;
3.65 GPA, Pre-Medicine)
- 1987 Ken Bowen, SS
(.404, 51 RBIs, 9 HRs;
n/a GPA, Marketing)
Bryan Ganter, OF
(.284, 32 RBIs, 9 HRs;
n/a GPA, Pre-Medicine)
- 1994 Mason Smith, P
(11-3, 2.39 ERA;
3.83 GPA, Business)
- 1998 Ben Bertrand, C
(.353, 54 RBIs, 10 HRs;
3.46 GPA, Science)



Ken Bowen



Bryan Ganter



Mason Smith



Ben Bertrand



OREGON STATE ALL-REGION / ALL-DISTRICT




Frank Roelandt

As selected by the American Baseball Coaches Association

All-District VIII

- 1949 Frank Roelandt, C
(*508, 20 RBIs)
- 1950 Gene Tanselli, SS
(*380, 7 RBIs)
- 1951 John Thomas, C
(*280, 10 RBIs)
- 1952 Bailey Brem, P
(*3-2, 2.41 ERA)
Dwane Helbig, OF
(*418, 3 HRs, 10 RBIs)
- 1953 Bailey Brem, P
(*4-1, 2.00 ERA)
John Thomas, C
(*316, 1 HR, 9 RBIs)
Bud Shirtcliff, OF
(*292, 2 HRs, 10 RBIs)
- 1954 Jay Dean, 1B
(.456, 26 RBIs, 0 HRs)
- 1955 Jay Dean, 1B
(.465, 28 RBIs, 1 HR)
- 1957 Twink Pedersen, 3B
(.400, 21 RBIs)
- 1959 Jerry Droscher, OF
(.321, 19 RBIs)
- 1960 Larry Petersen, OF
(.419, 19 RBIs)
- 1962 Cecil Ira, P
(11-4, 1.23 ERA)
- 1963 Cecil Ira, P
(10-2, 1.83 ERA)
Al Lehrer, OF
(.374, 19 RBIs)




Bryce Hulstrom

All-Region 9

- 1976 Pete Rowe, C
(.338, 4 HRs, 30 RBIs)
- 1977 Jeff Doyle, 1B (2nd)
(.350, 5 HRs, 30 RBIs)
- 1978 Bob McNair, 1B (2nd)
(.316, 10 HRs, 46 RBIs)
- 1982 Jim Wilson, 1B
(.336, 21 HRs, 62 RBIs)
Mike Gorman, P (2nd)
(9-2, 2.93 ERA)
Mickey Riley, 2B (2nd)
(.374, 0 HRs, 23 RBIs)
- 1984 Scott Anderson, P (2nd)
(8-6, 1.66 ERA)
- 1985 Dave Brundage, 1B
(.370, 4 HRs, 40 RBIs;
7-3, 4.63 ERA)
Ken Bowen, SS (2nd)



Bud Shirtcliff




Kevin Hooker

- (.332, 4 HRs, 44 RBIs)
John Sipple, P (2nd)
(10-2, 4.53 ERA)
- 1986 Dave Brundage, OF
(.366, 8 HRs, 44 RBIs;
8-4, 3.19 ERA)
Ken Bowen, SS (2nd)
(.293, 6 HRs, 28 RBIs)
Bryce Hulstrom, P (2nd)
(7-2, 2.51 ERA)
- 1987 Ken Bowen, SS
(.404, 9 HRs, 51 RBIs)
Jeff Otis, P (2nd)
(9-4, 2.88 ERA)
- 1988 Ben Johnson, SS (2nd)
(.276, 1 HR, 26 RBIs)
Lance Rice, C (2nd)
(.323, 5 HRs, 47 RBIs)
John Sipple, P (2nd)
(6-3, 1.82 ERA)



Chuck Sauvain



Jerry Droscher


- 1989 Jeff Brauning, 2B (2nd)
(.340, 1 HR, 38 RBIs)
- 1990 R.A. Nietzel, UTIL
(.355, 3 HRs, 20 RBIs)
- 1993 Scott Christman, P
(14-1, 2.20 ERA)
Ken Bowen, 2B
(.351, 0 HRs, 31 RBIs)
A.J. Marquardt, OF
(.376, 6 HRs, 40 RBIs)

All-West Region

- Includes Oregon, Washington,
California, Arizona
- 1998 Andrew Checketts, P (2nd)
(11-1, 3.77 ERA)
- 2001 Chris Biles, OF
(.395, 9 HRs, 48 RBIs)
Scott Nicholson, P




Chris Biles



Mike Gorman

- (11-2, 3.58 ERA)
- 2005 Dallas Buck, P
(12-1, 2.09 ERA, 1 Sv)
Jacoby Ellsbury, OF
(.406, 6 HRs, 48 RBIs)
Pat Casey
Coach of the Year
- 2006 Dallas Buck, P
(13-3, 3.44 ERA)
Cole Gillespie, OF
(.374, 13 HRs, 57 RBIs)
Kevin Gunderson, P
(3-2, 2.36 ERA, 20 Svs)
Pat Casey
Coach of the Year

*-denotes that only Northern Division statistics are available for that season



Lance Rice





OREGON STATE ALL-LEAGUE


(MVP)-denotes league Most Valuable Player or Player of the Year; (FOY)-denotes league Freshman of the Year; (DPOY)-denotes Defensive Player of the Year

All-Northern Division

- 1948 Chuck Sauvain, P
- 1949 Frank Roelandt, C
- 1950 Gene Tanselli, SS
Don White, P
- 1951 Pete Goodbrod, OF
Gene Tanselli, SS
Don White, P
- 1952 Bailey Brem, P
Dwane Helbig, OF
Chuck Fisk, SS (2nd)
Pete Goodbrod, OF (2nd)
Danny Johnston, 2B (2nd)
- 1953 Bailey Brem, P
Jay Dean, 1B
Bud Shirtcliff, OF
Norb Wellman, P
- 1954 Jay Dean, 1B
Chuck Fisk, 2B
Jack Pinion, OF
Jay Dean, 1B
- 1955 Jerry Exley, OF
Jerry Bettendorf, IF (2nd)
Bobby Buob, IF (2nd)
Bill Epperle, P (2nd)
Chuck Fisk, IF (2nd)
John Fredericks, OF (2nd)
Al Guidotti, P (2nd)
Phil Jantze, OF (2nd)
Dan Lovejoy, C (2nd)
- 1956 Jerry Exley, OF
- 1957 Tom Hunt, OF
Twink Pedersen, 3B
Syl Johnson, P (2nd)
Dan Luby, 2B (2nd)
- 1958 Gene Bates, 1B
Tom Bowen, 3B
Gary Moore, P
Bob Berreman, OF (HM)
Ray Lunde, P (HM)
- 1959 Kim Bradshaw, OF
Jerry Droscher, OF
Bill Wagner, 3B
Grimm Mason, OF (2nd)
Gary Moore, P (2nd)
- 1960 Larry Petersen, OF
Bill Wagner, 3B
- 1961 Grimm Mason, OF
Bill Wagner, 3B
- 1962 Cecil Ira, P
Al Lehrer, 3B
- 1963 Cecil Ira, P
Al Lehrer, 3B
Dave Long, 2B
Frank Peters, OF
Doug Stahl, SS
- 1964 Steve Clark, P
- 1965 Morrell Cray, C
Ron Lucas, SS
- 1966 Jack Humphrey, P

All-Pacific-8

- 1967 Jack Humphrey, P (2nd)
Tom Jones, 1B (2nd)
Bob Kaiser, OF (2nd)
- 1968 Ken Forsch, P (2nd)
Tom Jones, 1B (2nd)
Lute Barnes, SS (2nd)
- 1969 Bob Beall, 1B
- 1970 Dave Wiggins, UTIL (2nd)
Dan Cunningham, UTIL (2nd)
- 1971




Jeff Otis

All-Northern Division

- 1972 Dan Cunningham, UTIL
- 1974 Rob Drahm, DH
Greg Jurgenson, P
Pete Rowe, OF
- 1975 Ramon Gonzalez, OF
Gail Meier, P
Pete Rowe, C
Tom Simas, UTIL
- 1976 Jeff Doyle, UTIL
Ken Noble, P
Pete Rowe, C
- 1977 Rich Dodge, OF
Jeff Doyle, 2B
Pete Rowe, C
- 1978 Rich Harper, C
Bob McNair, 1B
Jerry Miller, OF
Jerry Yung, UTIL
- 1979 Dave Backen, UTIL
- 1980 Al Hunsinger, 3B
Bob McNair, 1B
- 1981 Dave Backen, UTIL
Al Hunsinger, 1B (MVP)
Todd Thomas, OF
- 1982 Mike Gorman, OF
Jim Grove, OF
Mickey Riley, 2B
Jim Wilson, 1B (MVP)
- 1983 Jeff Reece, P (MVP)
Steve Smith, OF
Dain Syverson, 3B
Todd Thomas, UTIL
- 1984 Scott Anderson, P
Dain Syverson, 3B
- 1985 Ken Bowen, SS
Dave Brundage, 1B
Mel Malinak, 2B
John Sipple, P
Quinn Williams, 3B
- 1986 Ken Bowen, SS
Dave Brundage, P, OF (MVP)
Bryce Hulstrom, P
Quinn Williams, 3B



Mickey Riley




Bill Wagner

- 1987 Ken Bowen, SS (MVP)
Randy Duke, UTIL
Jeff Otis, P
Rod Scheckla, P
- 1988 Ben Johnson, SS
Lance Rice, C
John Sipple, P
- 1989 Jeff Brauning, 2B
Ben Johnson, SS
Jeff Otis, P
- 1990 Jeff Post, P
Aaron Anderson, 1B (2nd)
Ben Johnson, SS (2nd)
R.A. Neitzel, 3B (2nd)
Paul Sanders, C (2nd)
Dave Schoppe, UTIL (2nd)
- 1991 Kevin Hooker, 2B
Jeff Post, P (2nd)
Paul Sanders, C (2nd)
Dave Schoppe, UTIL (2nd)
- 1992 Jamie Burke, 3B (2nd)
Scott Christman, P (2nd)
- 1993 Jamie Burke, 3B
Scott Christman, P (MVP)
Kevin Hooker, 2B
Randy Hunter, C
A.J. Marquardt, OF
- 1994 Mason Smith, P (MVP)
A.J. Marquardt, OF
Mike Thurman, P
- 1995 Kevin Hooker, UTIL
Pat Meives, 3B
Kevin Hooker, 2B (2nd)
David Schmidt, C (2nd)
- 1996 Brandon Hageman, SS
Ryan Lipe, 3B
Eric Lovinger, P
Ryan McDonald, 2B
Chris Pine, P
David Schmidt, C
Chris Wakeland, OF
- 1997 Ben Bertrand, C
Mike Boire, P
Andrew Checketts, P
Mike Leone, DH



Don White



Drew Hedges


- Ryan Lipe, 3B
Ryan McDonald, 2B
Mark Newell, P
Jason Stranberg, OF
- 1998 Andrew Checketts, P (MVP)
Ben Bertrand, C
Rob Colley, OF
Joe Gerber, DH

All-Pacific-10

- 1999 Joe Gerber, 1B
Corrie Wilkie, 2B (HM)
B.R. Cook, P (HM)
- 2000 Joe Gerber, 1B
Drew Hedges, OF
Brian Barden, 3B (HM)
Andy Jarvis, DH (HM)
Thad Johnson, P (HM)
Scott Nicholson, P (HM)
- 2001 Brian Barden, 3B
Chris Biles, OF
Bryan Ingram, C
Scott Nicholson, P
Josh Carter, OF (HM)
Curtis Davis, DH (HM)
Thad Johnson, P (HM)
- 2002 Brian Barden, 3B
Will Hudson, SS (HM)
Andy Jarvis, 1B (HM)
Ty Kline, P (HM)
Aaron Mathews, OF (HM)
Seth Pietsch, OF (HM)
Jared Sanders, P (HM)
- 2003 Jake Postlewait, P
Chris Biles, OF/DH (HM)
Tony Calderon, IF (HM)
Jacoby Ellsbury, OF (HM)
Andy Jarvis, 1B (HM)
Aaron Mathews, OF (HM)
Seth Pietsch, OF (HM)
- 2004 Jacoby Ellsbury, OF
Aaron Mathews, OF
Jake Postlewait, P
Kevin Gunderson, P (HM)



Jake Postlewait



Jeff Brauning

- Paul Richie, C (HM)
- 2005 Jacoby Ellsbury, OF (co-MVP)
Darwin Barney, SS (FOY)
Dallas Buck, P
Kevin Gunderson, P
Andy Jenkins, 1B
Jonah Nickerson, P
Nate Fogle, P (HM)
Ryan Gipson, 2B (HM)
Tyler Graham, OF (HM)
Anton Maxwell, P (HM)
Shea McFeely, 3B (HM)
- 2006 Cole Gillespie, OF (MVP)
Darwin Barney, SS
Dallas Buck, P
Jonah Nickerson, P
Kevin Gunderson, P
Mitch Canham, C (HM)
Shea McFeely, 3B (HM)
Chris Kunda, 2B (DPOY)

Coach of the Year

NORTHERN DIVISION

- 1982 Jack Riley
- 1983 Jack Riley
- 1986 Jack Riley
- 1993 Jack Riley
- 1994 Jack Riley
- 1997 Pat Casey

PACIFIC-10

- 2005 Pat Casey
- 2006 Pat Casey



Seth Pietsch




OREGON STATE MAJOR LEAGUERS

WES SCHULMERICH, OF
1931-33 Boston Braves
1933-34 Philadelphia Phillies
1934 Cincinnati Reds
(.289, 27 HRs, 192 RBIs)
ED COLEMAN, OF
1932-35 Philadelphia Athletics
1935-36 St. Louis Browns
(.285, 40 HRs, 246 RBIs)
HOWARD MAPLE, C
1932 Washington Senators
(.244, 0 HRs, 7 RBIs)
JOHN LEOVICH, C
1941 Philadelphia Athletics
(.500, 0 HRs, 0 RBIs)
DON JOHNSON, 2B
1943-48 Chicago Cubs
(.273, 8 HRs, 75 RBIs)
GLENN ELLIOTT, P
1947-49 Boston Braves
(4-5, 4.10 ERA, 1 Sv)
KEN FORSCH, P
1970-80 Houston Astros
1981-84, 86 California Angels
(114-113, 3.37 ERA, 51 Svs)
LUTE BARNES, IF
1972-73 New York Mets
(.243, 0 HRs, 7 RBIs)
BOB BEALL, 1B
1975, 78-79 Atlanta Braves
1980 Pittsburgh Pirates
(.231, 1 HR, 18 RBIs)
JEFF DOYLE, 2B
1983 St. Louis Cardinals
(.297, 0 HRs, 2 RBIs)
SCOTT ANDERSON, P
1987 Texas Rangers
1990 Montreal Expos
1995 Kansas City Royals
(1-2, 5.43 ERA, 0 Svs)
STEVE LYONS, UTIL
1985-86, 91, 92, 93 Boston Red Sox
1986-90 Chicago White Sox
1992 Atlanta Braves
1992 Montreal Expos
(.252, 19 HRs, 196 RBIs)
JIM WILSON, 1B
1985 Cleveland Indians
1989 Seattle Mariners
(.227, 0 HRs, 4 RBIs)
MIKE THURMAN, P
1997-2001 Montreal Expos
2002 New York Yankees
(26-36, 5.05 ERA, 0 Svs)
JAMIE BURKE, C
2001 Anaheim Angels
2003-05 Chicago White Sox
(.328, 0 HRs, 17 RBIs)
CHRIS WAKELAND, OF
2001 Detroit Tigers
(.250, 2 HRs, 6 RBIs)




Wes Schulmerich



Ed Coleman



Howard Maple




John Leovich




Don Johnson




Glenn Elliott



Ken Forsch




Lute Barnes




Bob Beall




Jeff Doyle



Scott Anderson




Steve Lyons



Jim Wilson




Mike Thurman



Jamie Burke



Chris Wakeland





OREGON STATE DRAFT PICKS

Where OSU players were drafted by Major League Baseball teams at the conclusion of their college careers (June regular draft, unless otherwise noted):

1968: Ken Forsch, LHP, 18th round, Houston Astros.

1969: Lute Barnes, 2B, 21st round, New York Mets.

1970: Bob Beall, 1B-OF, 28th round, Philadelphia Phillies; Jerry Johnson, LHP, 2nd round June secondary, New York Yankees.

1971: Curt Daniels, SS, 8th round, January regular, Baltimore Orioles.

1974: Greg Jurgenson, LHP, 10th round, Houston Astros.

1975: Andrew Mason, 3B, 3rd round January secondary, Texas Rangers; Steve Wilkins, OF, 3rd round, June secondary, Pittsburgh Pirates.

1977: Tom Costello, RHP, 4th round January secondary, Minnesota Twins; Scott Anderson, RHP, 4th round, Montreal Expos; Jeff Doyle, SS, 6th round, St. Louis Cardinals; Pete Rowe, C, 11th round, Toronto Blue Jays; Tom Chamberlain, RHP, 11th round, St. Louis Cardinals.

1980: Bob McNair, 1B, 4th round, Toronto Blue Jays.

1981: Steve Lyons, SS-OF, 1st round (19th overall pick), Boston Red Sox; Al Hunsinger, 1B, 16th round, St. Louis Cardinals.

1982: Jim Wilson, 1B, 2nd round, Cleveland Indians; Mike Gorman, RHP, 21st round, Oakland Athletics.

1983: Rob Holbrook, RHP, 2nd round January secondary, Toronto Blue Jays; Jeff Reece, LHP, 3rd round, Milwaukee Brewers; Steve Smith, OF, 11th round, Cleveland Indians; Todd Thomas, OF, 31st round, San Francisco Giants.

1984: Scott Anderson, RHP, 7th round, Texas Rangers; Dain Syverson, SS-C, 20th round, Cleveland Indians; Lindsey Johnson, C, 21st round, Pittsburgh Pirates.

1986: Dave Brundage, OF-LHP, 4th round, Philadelphia Phillies; Bryce Hulstrom, LHP, 9th round, Chicago White Sox; Keith Krafve, 3B, 31st round, San Francisco Giants.

1987: Ken Bowen, SS, 6th round, Kansas City Royals; Rich Duke, C,



Aaron Mathews

24th round, Atlanta Braves; Bryan Ganter, OF, 27th round, Cincinnati Reds.

1988: Lance Rice, C, 15th round, Los Angeles Dodgers; John Sipple, LHP, 16th round, Texas Rangers; Rod Scheckla, RHP, 26th round, Houston Astros.


1989: Jeff Brauning, IF, 26th round, San Francisco Giants.

1990: Ben Johnson, SS, 29th round, Pittsburgh Pirates.


1991: Paul Sanders, C, 32nd round, Kansas City Royals; Jeff Smith, RHP, 44th round, Kansas City Royals.

1993: Scott Christman, LHP, 1st round (17th overall pick), Chicago White Sox; Jamie Burke, 3B, 9th round, California Angels.

1994: Mike Thurman, RHP, 1st round supplemental (31st overall pick), Montreal Expos; Mason Smith, RHP,



David Schmidt



Eric Lovinger

18th round, Toronto Blue Jays; Jim Champion, 1B, 32nd round, Minnesota Twins.


1995: Kevin Hooker, RHP-2B, 31st round, Philadelphia Phillies.

1996: David Schmidt, C, 8th round, St. Louis Cardinals; Chris Wakeland, OF, 15th round, Detroit Tigers; Eric Lovinger, RHP, 41st round, Los Angeles Dodgers.


1997: Joe Messman, RHP, 7th round, Houston Astros; Tyler Swinburnson, RHP, 16th round, Cleveland Indians.

1998: Chris Pine, RHP, 5th round, Milwaukee Brewers; Brody Percell, LHP, 7th round, Cleveland Indians; Andrew Checketts, RHP, 21st round, Boston Red Sox; Matt Baillie, 1B-RHP, 22nd round, Philadelphia Phillies.

1999: B.R. Cook, RHP, 3rd round, St. Louis Cardinals; Troy Schader, SS,



Troy Schader



B.R. Cook

21st round, San Diego Padres.

2000: Joe Gerber, 1B, 24th round, Detroit Tigers.

2001: Scott Nicholson, LHP, 8th round, Colorado Rockies; Bryan Ingram, C, 12th round, Colorado Rockies; Josh Carter, OF, 14th round, San Diego Padres.


2002: Mark McLemore, LHP, 4th round, Houston Astros; Brian Barden, 3B, 6th round, Arizona Diamondbacks; Will Hudson, SS, 20th round, New York Mets.

2003: Seth Pletsch, OF, 8th round, New York Mets; Levi Webber, 1B, 25th round, St. Louis Cardinals; Bill Rowe, RHP, 24th round, Texas Rangers (returned to school for senior season in 2004).

2004: Andy Baldwin, RHP, 5th round, Philadelphia Phillies; Jake Postlewait, LHP, 7th round, Colorado



Andy Baldwin



Steve Smith

Rockies; Kyle Aselton, LHP, 11th round, Minnesota Twins; Jared Sanders, RHP, 14th round, Cincinnati Reds; Aaron Mathews, OF, 19th round, Toronto Blue Jays; Nathan Pendley, LHP, 19th round, San Francisco Giants.

2005: Jacoby Ellsbury, OF, 1st round, Boston Red Sox; Andy Jenkins, 1B, 11th round, Florida Marlins; Nate Fogle, RHP, 11th round, Texas Rangers; Tyler Graham, OF, 14th round, Chicago Cubs (returned to school for senior season in 2006).

2006: Dallas Buck, RHP, 3rd round, Arizona Diamondbacks; Cole Gillespie, OF, 3rd round, Milwaukee Brewers; Kevin Gunderson, LHP, 5th round, Atlanta Braves; Jonah Nickerson, 7th round, Detroit Tigers; Tyler Graham, OF, 19th round, San Francisco Giants; Chris Kunda, 2B, 19th round, New York Yankees; Shea McFeely, 3B, 28th round, Arizona Diamondbacks; Mitch Canham, C, 41st round, St. Louis Cardinals (returned to school for senior season in 2007); Jon Koller, RHP, 48th round, New York Mets.

OREGON STATE FREE AGENTS

Undrafted OSU players signing pro contracts (excludes those who reached Major League Baseball):

1918: Ralph Coleman, P, Portland Beavers.

1927: Loris Baker, SS, Los Angeles Angels; Art Escallier, OF, Southern Association.

1936: Bob Bergstrom, 3B, Portland Beavers.

1940: Arland Schwab, 2B, Portland Beavers.

1947: Bud Fortier, IF, Western International League.

1949: Frank Roelandt, C, Pioneer League.

1951: Gene Tanselli, SS, San Diego Padres.

1952: Dwane Helbig, OF, Western International League; Don White, LHP, Western International League.

1953: Bailey Brem, RHP, Western International League; Bud Shirliff, OF, California State League; John Thomas, C, California State League.

1955: Jay Dean, 1B, Western International League.

1956: Jerry Exley, OF-3B, Western International League.

1957: Tom Hunt, OF, California State League; Dan Lovejoy, C, Northwest League.

1958: Gene Bates, 1B, Eastern League; Twink Pedersen, SS, Northwest League; Jim Phillips, 2B, Northwest League.

1959: Kim Bradshaw, OF, California State League.

1963: Cecil Ira, LHP, Chicago White Sox.

1964: Frank Peters, OF, Baltimore Orioles.

1967: Jack Humphrey, RHP, Houston Astros.

1975: Ramon Gonzalez, OF, Seattle Rainiers.

1982: Kyle Dunning, RHP, Detroit Tigers.

1983: Mickey Riley, IF, Walla Walla Padres.

1984: Mike Strutton, SS, Kansas City Royals.

1986: Mel Mallinak, IF, Baltimore Orioles; Quinn Williams, IF, Philadel-

phia Phillies.

1989: Brent Hahn, C, San Francisco Giants; Troy Haugen, IF, Milwaukee Brewers.

1991: R.A. Neitzel, UTIL, Philadelphia Phillies.

1992: Jeff Post, RHP, Oakland Athletics.

1994: Brooke Knight, C-3B, Milwaukee Brewers; Brent Watts, UTIL, Winnipeg Goldeyes.

1997: Ryan McDonald, 2B, Kansas City Royals.

1998: Ben Bertrand, C, San Francisco Giants; Val Mencas, LHP, Shaumburg Flyers.

2000: Mark Newell, RHP, Kansas City Royals.

2001: Thad Johnson, RHP, Oakland Athletics.

2003: Tom Creighton, UT, Florence Freedom; Andy Jarvis, 1B, Philadelphia Phillies; Ty Kline, RHP, Kalamazoo Kings.

2004: Ben Rowe, RHP, San Diego Padres.

2005: Tony Calderon, IF, River City Rascals.

2006: Chris Campos, LHP-OF, Houston Astros; Bill Rowe, 1B, Milwaukee Brewers.

2007 OREGON STATE BASEBALL



OREGON STATE PROS IN 2006

KYLE ASELTON, LHP

Fort Myers, Long A (Minnesota)
(9-5, 3.79 ERA)

MATT BAILIE, LHP

Schaumburg, Independent
(2-5, 4.11 ERA)

ANDY BALDWIN

Clearwater, Long A (Philadelphia)
(8-8, 4.04 ERA)

Inland Empire, Long A (Seattle)
(2-1, 0.82 ERA)

BRIAN BARDEN, 3B

Tucson, AAA (Arizona)
(.298, 16 HRs, 96 RBIs)

JAMIE BURKE, C

Oklahoma, AAA (Texas)
(.278, 10 HRs, 49 RBIs)

CHRIS CAMPOS, LHP

Lexington, Long A (Houston)

(1-5, 4.85 ERA)

TOM CREIGHTON, IF

Nashua, Independent
(.257, 3 HRs, 28 RBIs)

MIKE EKSTROM

Mobile, AA (San Diego)
(3-7, 3.84 ERA)

Lake Elsinore, Long A (San Diego)
(7-4, 2.30 ERA)

JACOBY ELLSBURY, OF

Portland, AA (Boston)
(.308, 3 HRs, 19 RBIs)

Wilmington, Long A (Boston)
(.299, 4 HRs, 32 RBIs)

NATE FOGLE, RHP

Bakersfield, Long A (Texas)
(0-0, 3 Svs, 5.63 ERA)

Clinton, Long A (Texas)

(0-0, 0.00 ERA)

COLE GILLESPIE, OF

Helena, Rookie (Milwaukee)
(.344, 8 HRs, 31 RBIs)

TYLER GRAHAM, OF

Salem-Keizer, Short A
(San Francisco)

(.240, 0 HRs, 9 RBIs)

KEVIN GUNDERSON, LHP

Rome, Long A (Atlanta)
(4-0, 3 Svs, 1.13)

Danville, Rookie (Atlanta)

(0-0, 0 Svs, 0.00 ERA)

ANDY JENKINS, 1B

Greensboro, Long A (Florida)
(.288, 5 HRs, 73 RBIs)

JON KOLLER, RHP

Gulf Coast, Rookie (New York Mets)
(1-0, 4.43 ERA)

CHRIS KUNDA, 2B

Staten Island, Short A (New York
Yankees)

(.225, 2 HRs, 15 RBIs)

AARON MATHEWS, OF

Dunedin, Long A (Toronto)
(.282, 9 HRs, 38 RBIs)

SHEA McFEELY, 1B

Missoula, Rookie (Arizona)
(.251, 5 HRs, 37 RBIs)

MARK McLEMORE, LHP

Round Rock, AAA (Houston)
(2-3, 2.81 ERA)

JONAH NICKERSON, RHP

Oneonta, Short A (Detroit)
0-0, 2 Svs, 2.77 ERA)

NATHAN PENDLEY, LHP

San Jose, Long A (San Francisco)
(1-0, 1 Sv, 2.68 ERA)

SETH PIETSCH, OF

San Diego, Independent
(.353, 5 HRs, 27 RBIs)

Joliet, Independent

(.279, 2 HRs, 13 RBIs)

JAKE POSTLEWAIT, LHP

Modesto, Long A (Colorado)
(0-6, 5.94 ERA)

Asheville, Long A (Colorado)

(2-3, 3.29 ERA)

BILL ROWE, 1B

Helena, Rookie (Milwaukee)
(.279, 2 HRs, 23 RBIs)

CHRIS WAKELAND, OF

Long Beach, Independent
(.314, 1 HR, 6 RBIs)




OREGON STATE TEAM USA MEMBERS



Kevin Gunderson, 2005



Jonah Nickerson, 2005



Darwin Barney, 2006

OREGON STATE NCAA TOURNAMENT HONORS

MOP-denotes being named tourna-
ments Most Outstanding Player
1986

NCAA MIDWEST REGIONAL

Dave Brundage, OF
(.500, 9x18, 2 HRs, 3 RBIs, 6 R)

2005

NCAA CORVALLIS REGIONAL

Mitch Canham, C (MOP)
(.615, 8x13, 1 HR, 6 RBIs, 6 R)

Jonah Nickerson, RHP
(1-0, 9.0 IP, 7 H, 1 R, 0 BB, 9 K)

Andy Jenkins, 1B

(.533, 8x15, 0 HR, 4 RBIs)

Shea McFeely, 3B

(.385, 5x13, 1 HR, 6 RBIs)

Tyler Graham, OF

(.231, 3x13, 0 HR, 1 RBI, 4 R)

Jacoby Ellsbury, OF

(.429, 6x14, 0 HR, 4 RBIs, 5 R, 1 SB)

Cole Gillespie, OF

(.364, 4x11, 0 HR, 4 RBIs)



Mitch Canham

2006

NCAA CORVALLIS REGIONAL

Chris Kunda, 2B (MOP)
(.357, 5x14, 2 HRs, 7 RBIs)



Chris Kunda

Jonah Nickerson, RHP

(1-0, 7.2 IP, 0 R, 3 H)

Darwin Barney, SS
(.214, 3x14, 4 RBIs)



Bill Rowe

Cole Gillespie, OF

(.583, 7x12, 1 HR, 3 RBIs)

Tyler Graham, OF

(.500, 5x10, 0 HRs, 3 RBIs, 3 SBs)

COLLEGE WORLD SERIES

Jonah Nickerson, RHP (MOP)
(2-0, 0.84, 21.1 IP, 12 H, 4 BB, 19 K)

Bill Rowe, 1B

(.407, 11x27, 1 HR, 8 RBIs, 7 R)

Shea McFeely, 3B


(.333, 9x27, 2 HRs, 5 RBIs)

Cole Gillespie, OF

(.286, 8x28, 1 HR, 4 RBIs, 6 R)

Kevin Gunderson, LHP

(1-0, 3 Svs, 2.45, 11.0 IP, 7 H, 1 BB, 6 K)



OREGON STATE ALL-TIME LETTERMEN

A

Adams, Verdell	1972
Akers, Leon	1950
Akina, Jason	1992-93
Allen, Mark	1982-83
Amacher, Harry	1942
Ammon, Erik	2006
Anderson, Aaron	1988, 90-92
Anderson, Al	1948
Anderson, Bret	1989-92
Anderson, Danny	2005
Anderson, David	1990-92
Anderson, Kenny	2002-03
Anderson, Scott	1976-77
Anderson, Scott	1981-84
Anhorn, Bill	1962
Antone, Doug	1973
Apa, Tom	1972-74
Aselton, Kyle	2004
Atwood, Derek	1987-88
Atwood, James	2000
Ayers, Stacey	1991
Ayo, Keke	1983-84

B

Babb, Bert	1920-22
Backen, David	1978-81
Backman, Mike	1975
Baechtel, Richard	1932
Bagley, Orlo	1928
Bailey, Brian	1960-62
Bailey, Kenneth	1973-74
Bailey, King	1931
Bailie, Matt	1995-98
Baker, Gary	1959-61
Baker, Loris	1924-26
Baldwin, Andy	2003-04
Baldwin, J.D.	1915-16, 18
Ball, Wayne	1987-88
Ballard, Rod	1929-30
Baltus, Tim	1978
Banholtzer, John	1988-89
Barden, Brian	2000-02
Barnes, Lute	1967-69
Barnett, Jeff	1991
Barney, Darwin	2005-06
Barry, Pat	1975-78
Bates, Garrett	1998-99
Bauer, Wayne	1931
Beall, Bob	1968-70
Beall, Jim	1970-72
Beard, Jeremy	1994-95
Beatty, Mel	1934-35
Beaty, Jesse	1907-08
Beck, Gary	1972-75
Bedford, Don	1948
Bell, Thurman	1964-66
Belleville, Bergan	1927-29
Benson, Cleve	1967, 69
Berg, Bud	1950, 52
Bergstrom, Bob	1934-36
Berberman, Bob	1958-59
Bertrand, Ben	1997-98
Bettendorf, Jerome	1955-56
Biancone, John	1931-33
Biles, Chris	2000-03
Bilyeu, H.	1907-08
Bishop, Bob	1979-82
Black, Todd	1994
Blackburn, Stan	1976
Bland, Darren	1995
Boire, Mike	1996-99
Boley, Ron	1966
Bonney, Bob	1938-40
Bonser, Bill	1965-67
Boone, Art	1923
Booth, Claude	1921-22, 26
Booth, Willard	1936
Boultinghouse, Harvey	1928-30



Andrew Checketts

Bouton, Red	1927
Bowen, Jack	1956-57
Bowen, Ken	1984-87
Bowen, Tom	1956-58
Bower, Don	1943, 46-47
Bowman, James	1997
Boyd, Jeffrey	1978
Bradley, Ken	1940
Bradshaw, Kim	1957-59
Bratt, Jason	1989-91
Brauning, Jeff	1988-89
Brem, Bailey	1951-53
Bronson, Jason	1997-98
Brown, Al	1930-31
Brown, Reed	2005
Brown, Vic	1942-43
Brundage, Dave	1984-86
Brundage, Jim	1986-87
Buck, Dallas	2004-06
Budrow, Brian	2006
Buehler, Knute	1983-85
Buehler, Larry	1973
Buob, Bobby	1952-55
Burke, Jamie	1992-93
Burns, Wayne	1971-73
Burton, Ed	1946
Busik, Chad	1990, 92

C

Calderon, Tony	2003-04
Callan, Bill	1933-34



Dave Schoppe

Calvin, Todd	1983-84
Campos, Chris	2004-05
Canham, Mitch	2004-06
Capka, Ted	1942
Carpenter, Ken	1949
Carroll, Emil	1909-10
Carroll, Jason	1990-92
Carter, Josh	1999-2001
Cate, Jack	1931
Cave, Jim	1972-73
Ceasar, Lestee	1984-87
Cecil, Don	1943, 46
Cecil, Dorwood	1946
Chamberlain, Tom	1975-77
Champion, Jim	1992-94
Chapman, Kirk	1962, 64
Charbonneau, Joe	1973-75
Chatterton, Lloyd	1937
Checketts, Andrew	1996-98
Christianson, Bob	1948-50
Christman, Scott	1991-93
Churchill, Robert	1943, 47
Clark, Noel	2003
Clark, Steve	1962-64
Clarke, Jim	1932-34
Cleveland, Andy	1964-65
Cloud, Marty	1983
Clow, Craig	1987
Cloyes, Bill	1927-29
Coleman, Ed	1924
Coleman, Jackson	2000
Coleman, Ralph Sr.	1918



Wren Crews



Gene Tanselli

Coleman, Ralph Jr.	1954
Colley, Rob	1998-99
Collins, John	1980-81
Conkling, Earl	1935-37
Conley, Greg	1998
Conrad, Brian	1982-83
Conyers, Kit	1916
Cook, B.R.	1997-99
Cooper, Harry	1910-12
Cooper, Roy	1908
Copeland, Stephen	2000-03
Cowan, Justin	1997
Craske, Don	1978
Cramer, Fred	1936
Crary, Morrill	1963-65
Craske, Don	1980
Creider, Ed	1935-37
Creighton, Tom	2002
Crews, Wren	1907-10
Criner, Leon	1959, 61
Critser, Roy	1959-60
Cronin, Joe	1932
Crow, Steve	1967-69
Crownover, Tim	1978
Cuckovich, Mel	1971-73
Culver, Benjamin	1912-14
Cunningham, Dan	1971-73


D

Daniels, Curt	1970
Daniels, Tom	1984-86



Ramon Gonzalez

Damell	1912
Daron, Pat	1974
Daulton, Ron	1984-86
Davis, Curtis	1998-2001
Davis, Wilbur	1909
Day, Bruce	1960-61
Dazey, Eric	1986, 88
Dean, Jay	1952-55
Demorest, Harry	1961-63
Derryberry, Jeff	1994-95
Dixon, John	1993-95
Dockery, Bud	1934-36
Dodge, Rich	1974-77
Donaly, Lance	1986-89
Dooley, Ed	1937
Doolittle, Harold	1915-16
Doupe, Paul	1969-70
Doyle, Jeff	1975-77
Drahn, Rob	1974-76
Droscher, Jerry	1958-60
Dryden, Tim	1999-2000
Duarte, Pedro	1912
Duerr, Brian	1998-99
Duffy, Mike	1921-23
Duford, Dave	1987-88
Duke, Randy	1986-88
Duke, Rich	1984-87
Dunning, Kyle	1980-81
Durdan, Don	1941-42
Duren, Russ	1987
Durnie, Harry	1972-75
Dwyer, Anthony	1925-26



Tom Simas

2007 OREGON STATE BASEBALL



John Thomas


Dyer, Ron 1979-81

E

Edwards, Kevin 1986
Efraimson, Tim 1994-95
Ehinger, Yoshi 1997
Ekstrom, Mike 2002-03
Elliott, Glenn 1940-42
Ellsbury, Jacoby 2003-05
Emigh, Elmer 1931
Endicott, Steve 1970
Erickson, Gil 1932
Erickson, Rick 1949-50
Escallier, Arthur 1924-26
Exley, Jerry 1954-56

F

Fajer, Cameron 1988
Falk, Jim 1962
Farra, Duke 1925
Faurie, Pete 1924-26
Fawcett, Don 1950
Fenger, Arnold 1937-39
Finch, Howard 1985-86
Fisk, Chuck 1952-55
Flynn, Rob 1978-79
Fogle, Nate 2005
Folsom, Rob 2005
Fonnesbeck, Gary 1986
Ford, Richard 1926-27
Forsch, Ken 1967-68
Fortier, Bud 1947
Frahler, Andy 1943
Francis, Robert 1908




Steve Clark


Frazer, Bill 1943
Frederick, Johnny 1955
Freeman, Clay 1909
French, Bruce 1983-84
Fryer, Carl 1913-15
Funk, Arnold 1916

G

Gallagher, Fred 1947
Gallagher, Shane 1982-83
Galloway, DeWaine 1943
Gambie, Dave 1957
Ganter, Bryan 1984-87
Garber, Richard 1922-23, 25
Garcia, Josh 2002
Garner, Ron 1971-74
Gassaway, Bill 1979-82
Gassaway, Dave 1977
Gee, Dennis 1972
Gentz, Keith 1970-71
Gerber, Joe 1997-2000
Gianotti, Mike 1977-78
Gill, Levi 2001
Gill, Whitney 1919-21
Gillespie, Cole 2004-06
Gipson, Ryan 2005-06
Gits, Mike 1999
Glaisyer, Harold 1913
Gleason, Tim 1968-69
Goble, Roy 1913-16
Goedhard, Alex 1952
Gonzalez, Ramon 1974-75
Gonzalez, Rick 1977-78
Goodbrod, Pete 1950-52
Goodell, Ryan 1969-70



Greg Jurgenson



Scott Anderson

Gordon, Zach 2000-01
Gorman, Mike 1979-82
Gott, Rod 1999-2000
Graham, Tyler 2003-06
Gray, Joe 1936, 38
Grayson, Buck 1929-31
Grbavac, Mark 2006
Gregg, Mitch 1995-96
Gressler, Todd 1987-88
Henzel, Dick 1912-13
Grove, Jack 1979-82
Guidotti, Al 1954-56
Hibbard, George 2004-06
Gunderson, Kevin 1996
Gurley, Wayne 1918-19
Gustafson, Carl 1947-49


H

Hafenfeld, Bernard 1926-27, 29
Hahn, Brent 1989
Hamilton, Gary 1983-86
Hammer, Kenneth 1928, 31
Hansen, Gene 1947
Hansen, Paul 1998-2000
Hardie, Tim 1993
Hardin, Scott 1994-95
Harle, Warren 1957
Harper, Rich 1975-78
Harper, Bill 1948-50
Hartman, Tex 1919-21
Hartley, Eugene 1925-26
Hass, Mike 2004
Haugen, Troy 1987-89
Hayes, Kevin 1978
Hays, Craig 1999-2002



Ralph Takami

Hays, Stan 1953
Hayward, Dave 1961-63
Hearing, Mike 1979
Hedges, Drew 1997-2000
Heinrich, Ryan 1993-94
Helbig, Dwane 1952
Hellar, Derek 1985
Heniges, David 1966
Henkle, Lynn 1911
Henzel, Dick 1929-31
Hernandez, Matt 2004
Heyden, Derek 1987-89
Hibbard, George 1933-35
Hilliard, Gene 1961-63
Hills, Ryan 1996
Hobbs, Tom 1964-66
Hodgens, Blain 1927
Holbrook, Rob 1979-82
Hollenbeck, Bob 1934
Holmquist, Dewey 1922-23
Hooker, Kevin 1991-93, 95
Hopkins, Jeff 1989-90
Hopp, Don 1952
Horton, Mervin 1909-10
Houck, Cub 1951-52
Houdek, Otto 1937-38
Housely, Scott 1977
Howard, Josh 2001
Howard, Kelly 1978
Hubbard, Clyde 1918-21
Hudson, Will 2000-02
Hughes, Emmet 1920-21
Hughes, Harley 1924
Hughes, Henry 1932
Hulstrom, Bryce 1984-86
Humphrey, Jack 1966-67



John Sipple

Hunsinger, Al 1980-81
Hunt, Tom 1955-57
Hunter, Randy 1991-93
Hutt, Lester 1912-15
Hurley, Kim 1975-76

I

Ingram, Bryan 1999-2001
Ira, Cecil 1961-63

J


Jackson, Bruce 1972-74
Jackson, Mark 2003
Jackson, Stephen 1995-96
Jarvis, Andy 2000-03
Jarvis, Jim 1964-65
Jenkins, Andy 2004-05
Jenks, James 1926-27
Jenks, James 1953
Jensen, Karl 1931-33
Johnson, Art 1924-25
Johnson, Ben 1989-89
Johnson, Chris 1968-69
Johnson, Don 1932
Johnson, Jerry 1968-70
Johnson, Ken 1943
Johnson, Lindsey 1981-84
Johnson, Syl 1955, 57
Johnson, Thad 2000-01
Johnston, Danny 1951-53
Johnston, Dean 1936
Johnston, Paul 1941
Jones, James 1976-77
Jones, Johnny 1976-77
Jones, Tom 1966-68
Joslyn, Kevin 2004-05
Jurgenson, Greg 1972-74

K

Kahalehoe, Koa 2006
Kaiser, Bob 1965-67
Kaleikilo, Chris 1990
Kalibak, William 1936-37
Kappel, Rudy 1937
Kasberger, Joe 1920-22
Keck, Mike 1970
Keck, Walter 1909-11
Keema, Bud 1931-33
Keene, Lawrence 1909-11
Keene, Spec 1919-21
Keema, Bud 1931-33
Keim, Greg 2006
Keudell, Ron 1982
Kirchem, Herb 1979
Kirchner, Walt 1943, 47-48
Kissner, Tim 1993-94
Kline, Ty 2002-03
Klug, Scott 1985-86
Kluss, Dennis 1986
Knight, Brooke 1992-94
Knotts, Aaron 1995
Kohler, Dick 1946-48
Kolkowski, Bruno 1934-35
Koller, Jon 2003, 05-06
Krafve, Keith 1983-86
Krafve, Ralph 1950-51
Kramien, Lionel 1922
Krueger, Dutch 1918
Kruger, Pete 1947
Kunda, Chris 2003-06
Kunz, Eddie 2005-06


L

Lake, Rob 1997
Lambert, Tim 1985-88
Landrum, Ken 1974-75
Lankow, Geof 1966
Larson, Barry 1993-94
Laybourn, Greg 2006
Lebeck, Greg 1969-71
Leberge, Kevin 1975-76





2007 OREGON STATE BASEBALL



Lechelt, Lonnie	2005-06
Ledbetter, Todd	1988-89
Ledesma, Joey	2005
Lee, Terry	1968-70
Lehrer, Al	1962-63
Leone, Mike	1996-97
Leovich, John	1940
Lewis, Fred	1938-39
Lipe, Ryan	1995-98
Lissman, Mike	2004-06
Lodell, Carl	1918-20
Loffer, Jesse	1940
Logan, John	1926, 28
Long, Dave	1962-63
Looff, Hans	1913-16
Looney, H.B.	1908
Lovejoy, Dan	1955-57
Lovinger, Eric	1992, 94-96
Luby, Dan	1957-59
Lucas, Ron	1965-67
Lundberg, Roy	1932
Lunde, Ray	1958-60
Luster, Corey	1990-92
Lyons, Steve	1979-81

M

MacRae, Elwin	1941-42
Mack, Joe	1930-32
Mack, John	1943, 47-49
Maddux, Walt	1983-84
Mallinak, Mel	1985-86
Malloy, Marc	1991, 94-95
Maple, Howard	1927-29
Marrett, Charles	1928
Markham, Terry	1964-65
Marquardt, A.J.	1993-94
Marsden, Wallace	1933
Martin, Bob	1970
Martinez, Bill	1974-77
Masewicz, Brian	1995-96
Mason, Don	1969
Mason, Ellis	1937-38
Mason, Grimm	1958-59, 61
Mathews, Aaron	2002-04
Maxwell, Anton	2005-06
McBride, Jason	2001-02
McCarthy, Craig	1990-91
McCluskey, Bill	1942-43
McCormick, Jake	2004-06
McCowan, Joel	1972-74
McDonald, Ryan	1996-97
McEwan, Jim	1935
McFadden, Dave	1957
McFeely, Shea	2004-06
McGrew, Ben	2002
McKenna, Hugh	1921-23
McKennon, Russell	1928, 30-31
McKinney, Earl	1938-39
McLemore, Mark	2000-02
McMullen, Ian	2002-03
McNair, Bob	1978-80
McMillan, Anthony	1913
Meier, Gail	1973-76
Meiwees, Pat	1991-92, 94-95
Mellinger, Brad	2003
Mencas, Val	1995, 97-98
Mendenhall, Frank	1922
Merrill, Zadoc	1974-76
Merryman, Art	1936-37
Messman, Joe	1997
Meyer, Bill	1937-39
Miller, Cecil	1919-21
Miller, Doug	1970-72
Miller, Jerry	1976-78
Mitchell, Jed	1999, 2001
Mitola, Dan	1933-35
Mohler, Lynn	1955
Moore, C.L.	1907
Moore, Gary	1958-60
Moore, Harry	1908
Moore, Jeff	1987-88
Moore, Otto	1908-11
Moreland, Julius	1913-14
Morgan, Walter	1914-16



Matt Bailie

Morrison, Scott	1992-95
Mouw, Rob	1987-88
Moye, Rene	1959
Muench, Gregg	1982-83
Munich, Billy	2003-05
Murray, C.S.	1907
Myers, Jason	1993-94
Myers, Jeffrey	1982-84
Myhre, Joe	1974-75

N

Naylor, Mike	1970
Neal, Travis	1983-84
Negri, Frank	1957
Neitzel, R.A.	1988-90
Nelson, Ed	1950-52
Nelson, Scott	2003-05
Newell, Mark	1996-97, 99-2000
Newman, Chris	1980, 83
Nicholson, Scott	2000-01
Nickerson, Jonah	2004-06
Nielson, Ken	1989
Nightengale, Fred	1929-30
Niles, Mark	1979
Noble, Ken	1975-78
Noel, John	1971-74
Noonan, Val	1921-23

O

O'Neill, Dan	1982-84
Oberst, Ray	1943, 47-48
Oerding, Bill	1959-61
Oliphant, Jeff	1981
Olsen, E.C.	1918




Red Ridings


Olson, Steve	1963
Orell, Bernard	1937-38
Ostmo, Erik	1989-90
Otis, Jeff	1986-89

P

Pacziesniak, Mark	1971
Paine, Fred	1957
Palfrey, Ernest	1919-20, 22
Parisotto, John	1966
Parkinson, Robert	1923
Paterson, Joe	2006
Patterson, Leonard	1938-39
Paul, Mike	1974, 76-77
Paust, Ashley	1928
Payne, Chris	1985-88
Pearce, Lowell	1955-56, 58
Pearson, Dan	1978-79
Pearson, John	1971
Pederson, Doug	1941-42
Pederson, Twink	1956-58
Pegnam, John	1993
Pendergrass, F.R.	1907
Pendley, Nathan	2003-04
Pennell, Lee	1929-31
Perrell, Brody	1995-98
Perry, Glen	1922-24
Perry, Tony	1969-70
Peters, Frank	1963-64
Peters, Norm	1940-42
Petersen, Larry	1960-62
Peterson, Robert	1932
Petrella, Albert	1938
Petroni, Carlo	1959-61
Phillips, Jim	1956, 58



Norb Wellman



Mike Thurman

Phillips, Lige	1909, 12
Piesker, Jarak	1979-80
Pietsch, Seth	2001-03
Pine, Chris	1996-98
Pinion, Jack	1954
Pinion, Paul	1989
Plante, Rich	1974
Plato, Bruce	1977-78
Poff, Ray	1908-11
Pomeranke, Gary	1972-73
Post, Jeff	1989-92
Postlewait, Jake	2001-04
Powell, James	1967-69
Preston, Edward	1918
Preston, Robin	1972
Priseman, Casey	2005-06

Q

Quayle, Billy	1927-29
Quesinberry, Bob	1949
Quinn, Robert	1924-25
Quiring, Jake	2002-03

R

Rainwater, Travis	1999
Ranstad, Hal	1998-99
Rasmussen, Boyd	1933-35
Reardon	1919
Recuenco, Rob	2003
Reece, Jeff	1981-83
Reed, Clifford	1910-11
Reinking, Ed	1960
Remmell, Art	1928
Renault, Nick	2000




Twink Pedersen

Renne, Steve	1967-70
Reynolds, Kerisi	2001-03
Rice, Lance	1985-88
Rich, Larry	1968-70
Richards, Harry	1946-49
Richie, Paul	2001-04
Richter, Gary	1977-79
Rickson, Carl	1918-20
Ridenour, Ryan	1988
Ridings, Red	1923-25
Rieben, George	1909-12
Riley, Mickey	1980-83
Rippey, Tom	1922-24
Rittenhouse, James	1933
Robbins, Charles	1913
Robbins, Orlie	1926
Roelandt, Frank	1943, 47-49
Rooper, John	1907-08
Rothstrom, Ray	1953-54
Rowe, Ben	2001-04
Rowe, Bill	2006
Rowe, Mike	1978
Rowe, Pete	1974-77
Rowe, Rob	1972
Rudolph, Steve	1976-79
Rudzik, Bill	1959-60
Ruggles, Jim	1952-55
Rumrey, K.C.	1999
Runyon, J.R.	2002
Rushing, John	1984-85

S

Sallee, Eric	1978
Sakamoto, Jeff	1999
Sanders, Jared	2002-04



Rich Harper

2007 OREGON STATE BASEBALL



Andy Jenkins

Sanders, Paul	1990-91
Sanders, Scott	1988-90
Santschi, Scott	2006
Sauvain, Chuck	1946-49
Schader, Troy	1997-99
Scheckla, Rod	1987-88
Schimmel, Jack	1946
Schlottman, Charlie	1975-77
Schmidt, David	1994-96
Schneider, Bob	1932
Schofield, Travis	1990
Schoppe, David	1989-91
Schroeder, Chad	2004
Schulmerich, Wes	1925-27
Schultz, John	1992-94
Schulze, Harry	1946-47
Schwab, Arland	1938-40
Scott, Monte	1977
Seeley, Blossom	1915-16
Seibert, Emil	1919-20
Selberg, Eric	1966-67
Shade, Jack	1922
Shaffer, Mark	1987-88
Shaw, Clayton	1939-41
Shaw, James	1912-14
Shaw, Pat	1980-82
Shelton, Todd	2005
Shields, Ian	1990, 92
Shirtcliff, Bud	1951-53
Shoup, Tom	1968-70
Siebert, Emil	1918
Sieberts, Ade	1914-16
Siemons, Holly	1911
Sigrist, John	1924-26
Simas, Tom	1974-75
Simas, Warren	1942, 47

Simmons, David	1977-78
Sims, Rod	1938-40
Sinclair, Free	1914
Sipple, John	1984-86, 88
Skeen, Scott	1997
Skoog, Jim	1965-67
Skriver, Larry	1971-74
Smith, Mason	1991-94
Smith, Simeon	1913-15
Smith, Steve	1981-83
Snelling, Allen	1992-95
Snyder, Ray	1949-50
Soller, Fred	1937-39
South, Veeder	1963-65
Specht, Lyle	1940-41
Sprick, Jack	1946
Slahl, Doug	1962-64
Stark, Eric	1998-2001
Steele, Kurt	2003-05
Stephenson, Jack	1952, 54-55
Stevens, Pat	2001-02
Stevens, Ron	1963
Stolz, Bob	1950
Stone, Bryan	2004
Stranberg, Jason	1996-98
Straub, Dennis	1962-64
Street, Andy	1923
Strode, Brett	1999
Strode, Don	1942
Strutton, Mike	1983-84
Sturgeon, Chris	1994-96
Stutes, Mike	2006
Stykel, Don	1998-2000
Sullivan, John	1923-25
Summerfield, Darryl	1966-68
Summers, Chris	1991



Pete Rowe

Summers, Stan	1920-21
Supple, Joe	1914, 16
Swango, Wayne	1964-66
Swann, Claude	1907-08
Swedberg, Steve	1971-73
Swinburnson, Tyler	1995, 97
Syverson, Dain	1982-84

Taggart, Lawrence	1922
Takami, Ralph	1937-39
Talcott, Chris	1986-88
Tanselli, Gene	1949-51
Tanselli, Lou	1979-81
Taroli, Ray	1971-74
Tasto, Dutch	1921-23
Taylor, Donald	1951
Tebb, Fred	1924-25
Tema, Bryan	1986-87
TenPas, Kane	2001-03
Terrell, James	1983-85
Thomas, Todd	1980-83
Thomas, John	1951-53
Thurman, Mike	1992-94
Torson, Jim	1928-30
Tower, Denny	1966-68
Tracey, Tom	1967-68
Trask, Rod	1964-65
Tuck, Jeff	1995-96
Turk, Joe	1911
Turpen, Daniel	2005-06

Umemoto, Robert	1972-73
-----------------	---------

Underriner, Dave	1979
------------------	------

Vanderbundt, Skip	1967
Vazquez, Abino	1996-97
Vermillion, Tyson	1996-97
Versluis, Pat	1999
Vladic, Larry	1987-88, 90-91

Wagner, Bill	1959-61
Wagner, Fred	1930
Wagner, Geoff	2005-06
Wagner, Heinie	1924
Wakeland, Chris	1995-96
Walker, Larry	1958
Wallace, John	2006
Walters, Red	1912
Ward, Dallas	1925, 27
Ward, Thomas	1933, 35
Watts, Brent	1993-94
Webber, Levi	2001-03
Weber, Tass	1933-34
Webster, Bob	1979-80
Wegner, Lou	1946-47, 49
Weide, Karl	1966, 69
Weimer, Elmer	1943
Weller, Theodore	1913-16
Wellman, Norb	1952-54
West, Ken	1980-81, 83
Wheeler, Todd	1981-82
Wheeling, Mark	1995
White, Don	1950-52
Whitelaw, John	1959-60

Wiggins, Dave	1970-71
Wilkins, Chris	2000-01
Wilkins, Steve	1975-76
Williams, William	1914-16
Williams, David	1989-92
Williams, Gene	1940, 42
Williams, Kevin	1977
Williams, Paul	2001
Williams, Quinn	1983-86
Williams, Steven	1977
Wilkie, Corrie	1998-99
Wilson, Dick	1954-56
Wilson, Jim	1980-82
Wilson, Lloyd	1969-71
Wintermute, Ira	1936
Winters, Glen	1926-27
Wirth, Tim	1987
Withrow, Jim	1954
Woerner, Jack	1934-36
Wolff, Carl	1907, 11
Wood, Carlton	1928-30
Woodard, Jack	1933
Woodard, Walter	1931-32
Woodward, Woody	1923, 25
Worthley, Norman	1935-36
Wray, Corky	2000-01
Wray, Doug	1955
Wright, Oran	1939
Wright, Willard	1938
Wynne, Richard	1924-25

Y

Yonemitsu, Jon	1990-93
Younce, Earl	1937-38
Younce, Len	1940-41
Young, Richard	1923-25
Yunker, Jason	1987-88

Z


Zarbinsky, Ron	1957
----------------	------

Honorary


Halbrook, Scott	1982
-----------------	------




Jon Yonemitsu



Bill Harper



Pat Barry



Scott Halbrook





OREGON STATE HALL OF FAME INDUCTEES

(Year of induction in parentheses)
* - denotes also played baseball

Oregon State University

BASEBALL

Bailey Brem (1992)
Jay Dean (1991)
Glenn Elliott (1991)
Ken Forsch (1991)
Cecil Ira (1991)
Larry Petersen (2006)
Red Ridings (1991)
Frank Roelandt (1992)
Wes Schulmerich (1991)
Clayton Shaw (1993)
Jim Wilson (2003)

MEN'S BASKETBALL

Lew Beck (1988)
Ray Blume (2004)
Freddie Boyd (1992)
Lester Conner (1994)
Mel Counts (1988)
Cliff Crandall (1990)
Scott Eaton (1993)
Dave Gambbee (1991) *
A.C. Green (1996)
Lee Haman (1991)
Jim Jarvis (1991) *
Steve Johnson (1993)
Ed Lewis (1988)

John Mandic (1991)
Wally Palmberg (1991)
Gary Payton (1996)

Red Rocha (1990)
Ade Sieberts (1990) *
Charlie Sittion (1997)
Charlie White (1991)

WOMEN'S BASKETBALL

Juli Coleman (2003)
Tanja Kostic (2005)
Carol Menken-Schautd (1988)
Judy Spoelstra (1994)

MEN'S CREW

Tom Woodman (2003)
Robert Zagunis (1993)

WOMEN'S CREW

Amy Martin (2003)

FOOTBALL

Herb Abraham (1990)
Bill Austin (1990)
Sam Baker (1991)
Terry Baker (1988)
Ted Bates (1991)
Paul Brothers (1997)
Steve Brown (1993)
Vern Burke (1991)

Jules Carlson (1994)
Ken Carpenter (1991)
Herm Clark (1990)

Jimmy Clark (1991)
Steve Coury (2003)
Tom DeSylvia (1994)

John Didion (1991)
Don Durdan (1988)
Bill Enyart (1991)

Joe Francis (1991) *
Red Franklin (1991)
Rockne Freitas (1991)

Bill Gray (1991)
Joe Gray (1991) *

Quentin Greenough (1991)
Bob Grim (1991)

Craig Hanneman (1992)
Rich Koeper (1991)
Percy Locey (1990)

Billy Main (1992)
Howard Maple (1990) *

Bill McKalip (1990)
Hal Moe (1990)

Jack O'Billovich (1991)



Jim Wilson

Pete Pifer (1990)
Gap Powell (1990)
Steve Preece (1991)
Rocky Rasley (1993)
Jon Sandstrom (1991)
Eberle Schultz (1991)
Ade Schwammel (1990)
Vic Sears (1991)
Aaron Thomas (1990)
Skip Vanderbundt (1993)
John Witte (1991)
Len Younce (1988)

MEN'S GOLF

Bob Allard (1991)
Dick Yost (1990)

WOMEN'S GOLF

Dr. Mary Budke (1992)
Gracie DeMoss (1991)

WOMEN'S GYMNASTICS

Mary Ayotte-Law (1993)
Laurie Carter (1994)
Traci Crover (2005)

Amy Durham (2004)
Chari Knight (2003)
Linda Parker (1992)

Joy Selig (1997)

MEN'S MULTI-SPORT

Dave Brundage, baseball, football (2004)
Jess Lewis, football, wrestling (1990)
John Thomas, baseball, football (1997)

Dallas Ward, baseball, football (1997)

WOMEN'S SKIING

Jean Saubert (1991)

SOFTBALL

Eric Capps (2006)

MEN'S SWIMMING

Dr. Jerald Willie (1994)

WOMEN'S SWIMMING

Amy van Loben Sels (2005)

MEN'S TRACK AND FIELD

Steve DeAutremont (1992)
Lynn Dickey (1991)
Dick Fosbury (1988)

Morgan Groth (1991)
Darrell Horn (1991)
Steve Pauly (1991)

Tracy Smith (1991)
Forrest Smithson (1988)

Dale Story (2006)
Grant Swan (1990)
Willie Turner (1997)
Tom Woods (2005)
Karl Van Calcar (1994)
Tim Volmer (1993)

WOMEN'S TRACK AND FIELD

Cindy Greiner (2004)
Joni Huntley (1988)

WRESTLING

Jim Baumgardner (2006)
Larry Bielenberg (1994)
Virgil Cavagnaro (1991)

Don Conway (1991)
Jim Crumley (2005)
Ron Finley (1991)

Fritz Fivian (1992)
Les Gutches (2003)
Herb Haberlach (1991)

Howard Harris (1997)
Dan Hicks (1994)
Len Kauffman (1991)

Babak Mohammadi (2003)
Chet Newton (1991)
Robin Reed (1988)

Henk Schenk (1992)
Greg Strobel (1993)
Roger Weigel (1993)

COACHES
Dee Andros, football (1991)

Sam Bell, track and field (2006)
Ralph Coleman, baseball (1990)
Karl Drica, crew (1991)

Sats Gil, men's basketball, baseball (1988)
Ralph Miller, men's basketball (1991)
Tommy Prothro, football (1990)

Lon Stiner, football (1990)
Dale Thomas, wrestling (1992)
Paul Valenti, men's basketball, men's tennis (1990)


Berny Wagner, track and field (1993)

TEAMS
1932-33 men's basketball (1991)
1933 football (1988)

1939 football (1993)
1941 football (1988)
1948-49 men's basketball (1991)

1952 baseball (1992)
1954-55 men's basketball (2005)
1956 football (1994)

1961 men's cross country (1991)



Clayton Shaw

1962-63 men's basketball (2003)
1964 football (2004)
1966 men's basketball (1993)
1967 football (1997)
1980-81 men's basketball (2006)

SPECIAL CONSIDERATIONS

Spec Keene, athletic director (1988)
John Eggers, sports info. director (1988)
Bill Robertson, athletic trainer (1988)

Irwin Harris, sports info. director (1994)
James Barratt, athletic director (1997)

State of Oregon

BASEBALL

Wes Schulmerich (1980)

MEN'S BASKETBALL

Lew Beck (1981)
Mel Counts (1982)
Cliff Crandall (1981)

Dave Gambbee (1980)
Buck Grayson (1983)
A.C. Green (2003)

Jim Jarvis (1987) *
Steve Johnson (1995)
Ed Lewis (1980)

John Mandic (1982)
Wally Palmberg (1981)
Red Rocha (1980)

Charlie Sittion (1997)
Chet Newton (1980)
Robin Reed (1980)

COACHES
Dee Andros, football (1986)

Ralph Coleman, baseball (1981)
Sats Gil, men's basketball, baseball (1980)

Terry Baker (1980)
Bobb McKittrick, football (2000)
Ralph Miller, men's basketball (1988)

Tommy Prothro, football (1989)
Lon Stiner, football (1981)
Dale Thomas, wrestling (1991)

Paul Valenti, men's basketball, men's tennis (1982)

TEAMS
1941 football (1985)
1962-63 men's basketball (2004)

1965-66 men's basketball (2006)
1967 football (1992)
1980-81 men's basketball (1996)

SPECIAL CONTRIBUTIONS
John Eggers, sports info. director (1981)
Spec Keene, athletic director (1982)

2007 OREGON STATE BASEBALL



OREGON STATE POSTSEASON RESULTS

Note: Does not include Pacific-10 Northern Division Tournament results from 1984-1991

1916

PACIFIC COAST CONFERENCE CHAMPIONSHIP
(Three games)
At California
California 5, Oregon State 2
California 10, Oregon State 3
California 9, Oregon State 0

1927

NORTHERN DIVISION WEST PLAYOFF
(One game)
At Longview, Wash.
Oregon State 4, Washington 3
NORTHERN DIVISION CHAMPIONSHIP
(Best-of-three)
At Washington State
Washington State 5, Oregon State 2
Oregon State 8, Washington State 7
Washington State 8, Oregon State 6

1951

PACIFIC COAST CONFERENCE CHAMPIONSHIP
(Best-of-three)
At Southern California
Southern California 6, Oregon State 4
Oregon State 12, Southern California 1
Southern California 10, Oregon State 7

1952

PACIFIC COAST CONFERENCE CHAMPIONSHIP
(Best-of-three)
At Oregon State
Oregon State 12, Southern California 10
Oregon State 5, Southern California 4
WESTERN REGIONAL
(Best-of-three)
At Oregon State
Oregon State 2, Fresno State 1
Oregon State 8, Fresno State 4
COLLEGE WORLD SERIES
(Eight teams, double-elimination)
At Omaha, Neb.
Duke 18, Oregon State 7
Texas 10, Oregon State 1

1958

PACIFIC COAST CONFERENCE CHAMPIONSHIP
(Best-of-three)
At Oregon State
Southern California 7, Oregon State 0
Southern California 15, Oregon State 0

1962

WESTERN REGIONAL
(Best-of-three)
At Santa Clara
Santa Clara 8, Oregon State 1
Santa Clara 7, Oregon State 5

1963

WESTERN REGIONAL
(Best-of-three)
At Oregon State
Southern California 6, Oregon State 5

BASEBALL

UNIVERSITY OF WASHINGTON
— VS. —
OREGON AGRICULTURAL COLLEGE

Big Championship Game

Longview Ball Park

TOMORROW

Saturday 1:30 p.m.

Admission 75c and 50c

A newspaper ad for the 1927 playoff

Oregon State 8, Southern California 6
Southern California 7, Oregon State 5

1975

NORTHERN DIVISION PLAYOFF
(One game)
At Washington State
Washington State 6, Oregon State 4

1982

PACIFIC-10 CONFERENCE CHAMPIONSHIP
(Best-of-three)
At Stanford
Stanford 15, Oregon State 6
Stanford 15, Oregon State 4

1983

WESTERN REGIONAL
(Six teams, double-elimination)
At Stanford
Stanford 14, Oregon State 0

NCAA (8th DISTRICT) BASEBALL PLAYOFF

FRESNO STATE
(Pacific Coast Independent Champions)
VS
OREGON STATE
(Pacific Coast Conference Champions)

June 6 --- 3 P.M.
June 7 --- 1 P.M.
(Official Game June 5 at Hayward)
COLUMBIAN FIELD, COLUMBIAN, OREGON

1952 Regional

California-Santa Barbara 7, Oregon State 3

1985

WESTERN REGIONAL
(Six teams, double-elimination)
At Stanford
Stanford 17, Oregon State 3
Pepperdine 6, Oregon State 1

1986

MIDWEST REGIONAL
(Six teams, double-elimination)
At Oklahoma State
Arkansas 4, Oregon State 3
Oregon State 7, Richmond 1
Oregon State 1, Arkansas 0
Stanford 10, Oregon State 7

2005

CORVALLIS REGIONAL
(Four teams, double-elimination)

PCC BASEBALL PLAYOFF

University of Southern California
(Southern Division Champions)
VS
Oregon State
(Northern Division Champions)

May 30 --- 2 P.M. May 31 --- 1 P.M.
(Official Game May 28 at Hayward)
Coleman Field, Corvallis
Official Score Card --- Price 10c

1958 PCC Championship

COLLEGE WORLD SERIES

8 TOP COLLEGE TEAMS

The ROSE BOWL of COLLEGE BASEBALL

OMAHA STADIUM

June 12-13-14-15-16

Get Tickets Now at **RUSSELL SPORTS**, 1816 Farnam Street, Omaha

A poster for the 1952 College World Series

At Oregon State
Oregon State 4, Ohio State 3
Oregon State 11, St. John's (N.Y.) 1
Oregon State 19, St. John's (N.Y.) 3
CORVALLIS SUPER REGIONAL
(Best-of-three)
At Oregon State
Oregon State 10, Southern California 4
Southern California 9, Oregon State 8 (10 inn.)
Oregon State 10, Southern California 8
COLLEGE WORLD SERIES
(Eight teams, double-elimination)
At Omaha, Neb.
Tulane 3, Oregon State 1
Baylor 4, Oregon State 3 (10 inn.)

2006

CORVALLIS REGIONAL
(Four teams, double-elimination)
At Oregon State
Oregon State 5, Wright State 3
Oregon State 11, Kansas 3
Oregon State 12, Hawaii 3

NCAA West Regional I

1985 Baseball Championships

Stanford Diamond
Stanford University
May 24-27

1985 Regional

CORVALLIS SUPER REGIONAL
(Best-of-three)
At Oregon State
Oregon State 4, Stanford 3
Oregon State 15, Stanford 0
COLLEGE WORLD SERIES
(Eight teams, double-elimination)
At Omaha, Neb.
Miami (Fla.) 11, Oregon State 1
Oregon State 5, Georgia 3
Oregon State 8, Miami (Fla.) 1
Oregon State 5, Rice 0
Oregon State 2, Rice 0
Championship Series
(Best-of-three)
North Carolina 4, Oregon State 3
Oregon State 11, North Carolina 7
Oregon State 3, North Carolina 2

NCAA BASEBALL

2005 NCAA® Division I Baseball Championship

Regionals
June 3-6
Super Regionals
June 10-12 or 11-13

BASEBALL

2005 Super Regional






OREGON STATE SERIES RECORDS

OPPONENT	(First, latest) W-L
Air Force	(1970, 1985) 4-0
Albany	(1927) 1-0
Albertson	(1916) 2-0
Albuquerque	(1967) 0-2
Arizona	(1963, 2006) 16-22
Arizona State	(1963, 2006) 15-31
Arkansas	(1986, 1995) 1-2
Arkansas-Little Rock	(2004) 1-0
Baylor	(2005) 0-1
Baker City	(1914, 1916) 3-0
Boise State	(1975) 1-0
Brigham Young	(1971, 2006) 11-6
California	(1916, 2006) 20-32
California-Davis	(1955, 2006) 2-2
California-Irvine	(1972) 0-1
California-Riverside	(1970, 2005) 10-9
California-Santa Barbara	(1968, 2005) 10-8-1
Cal Poly	(1968, 2006) 4-1-1
Cal State-Chico	(1920, 1990) 18-10-1
Cal State-Fullerton	(1972, 1984) 0-4
Cal State-Hayward	(1974, 1978) 3-1
Cal State-Los Angeles	(1976, 1978) 1-3
Cal State-Northridge	(1999, 2005) 10-9
Cal State-Sacramento	(1961, 2006) 22-13
Cal State-Sonoma	(1988) 2-1
Cal State-Stanislaus	(1975, 1979) 1-1
Camp Adair	(1943) 1-1
Camp Lewis	(1921) 1-0
Canada Baseball Institute	(1994, 1997) 2-1
Central Florida	(1992, 1998) 2-1
Central Michigan	(2000) 1-1
CETYS (Mexico)	(1998) 1-0
Chapman	(1968, 1972) 2-1
Chernawa	(1907, 1922) 12-1
Chicago State	(2004) 1-0
Citadel	(2004) 1-1
Clemson	(1988, 2001) 2-3
Colorado	(1972) 1-0
Concordia (Ore.)	(1980, 2003) 11-0
Cornell	(1986) 2-0
Corvallis	(1914) 1-0
Creighton	(1996) 2-0
Dallas Baptist	(2005) 2-1
Delaware	(1976) 1-0
Duke	(1952) 0-1
Eastern Michigan	(1976) 0-1
Eastern Oregon	(1968, 1995) 4-0
Eastern Washington	(1981, 1990) 32-10
Eugene Emeralds	(1957, 1959) 0-2
Evansville	(1992) 1-1
Florida Atlantic	(1998) 1-0
Fresno State	(1952, 2000) 9-26
George Fox	(1980, 2003) 13-1
George Washington	(1988) 1-0
Georgia	(2006) 1-0
Gonzaga	(1919, 2006) 59-30
Grambling	(1968) 1-0
Grand Canyon	(1966, 1994) 3-2
Grant Tech	(1953) 1-0
Harvard	(1985, 1989) 1-1
Hawaii	(1961, 2006) 5-15
Hawaii-Hilo	(1996, 2002) 5-0-1
Hawaii Marines	(1961) 1-0
Helena	(1914) 1-2
Hickam Field Air Force Base	(1961) 1-0
Howard	(1997) 1-0
Humboldt State	(1974) 0-1
Idaho	(1910, 1964) 103-41-1
Illinois-Chicago	(1992) 2-0
Kansas	(2006) 1-0
Kansas State	(1971, 2000) 2-3
Keio (Japan)	(1961) 0-1
Kelso	(1924, 1926) 2-1
Lafayette	(1991) 1-0
LaVerne	(1975) 1-0
Lewis & Clark	(1947, 1994) 38-3
Lewis-Clark State	(1975, 1997) 9-6
Linfield	(1927, 1997) 74-15
Long Beach State	(1980, 1989) 1-5



Ralph Coleman was presented with a rocking chair prior to the final game of his career at Oregon in 1966

Loyola Marymount	(1972, 1999) 1-1	Naval Air	(1961) 0-1
Maine	(1978, 1994) 3-0	Nebraska	(1999) 1-0
McChord Air Force Base	(1955) 1-0	Nevada	(1962, 2006) 10-2
McMinnville Tigers	(1915) 0-2	Nevada-Las Vegas	(1975, 2001) 2-4
McNeese State	(1991) 0-1	New Mexico	(1991, 2006) 7-2
Meiji (Japan)	(1924, 1929) 1-1	New Mexico State	(1995, 2005) 6-2
Miami (Fla.)	(2006) 1-1	New York Colored Sox	(1921) 0-1
Michigan	(2002) 2-0	Nittai (Japan)	(1996) 2-0
Michigan State	(1995) 1-1	North Carolina	(2006) 2-1
Minnesota	(1990, 2001) 4-3	Northern Arizona	(1966, 1977) 3-3
Missouri	(1985) 1-0	North Pacific Dental	(1921, 1933) 5-0
Montana	(1947, 1960) 5-0	Northwestern	(1992) 0-2
Mt. Angel	(1912, 1924) 7-0	Notre Dame	(1986) 1-0
Multnomah Athletic Club	(1908, 1928) 7-7	Ohio State	(1990, 2005) 3-1



Dallas Buck and Jacoby Ellsbury in a 2005 interview

Oklahoma	(1971, 2001) 2-5
Oklahoma State	(1991, 2003) 2-2
Oral Roberts	(1978, 2002) 4-3
Oregon	(1907, 1981) 150-146
Oregon State Alumni	(1921, 1968) 5-1
Oregon Tech	(1974, 1990) 17-1
Pacific (Calif.)	(1977, 2006) 8-7
Pacific (Ore.)	(1912, 1996) 56-3-1
Pearl Harbor	(1961) 1-0
Pendleton	(1915) 2-0
Pepperdine	(1977, 2006) 3-7
Portland	(1909, 2006) 140-60
Portland Beavers	(1981) 1-0
Portland Colts	(1913) 0-1
Portland Monarchs	(1915) 1-0
Portland Roadsters	(1911) 0-1
Portland State	(1950, 1998) 106-48
Puget Sound	(1970, 1980) 10-3
Regina	(1913) 1-4
Rice	(2006) 2-0
Richmond	(1986) 1-0
Sacramento Senators	(1920) 0-2
St. John's Bears	(1926) 1-0
St. John's (N.Y.)	(1970, 2005) 3-0
St. Martin's	(1998) 3-0
St. Mary's (Calif.)	(1971, 2006) 2-1
Salem High	(1907, 1909) 2-1
Salem Senators	(1924, 1955) 6-10
San Diego	(1973, 2005) 4-5
San Diego State	(1973, 2003) 6-5-1
San Francisco	(1974, 2006) 4-3
San Jose State	(1953, 1999) 9-11-1
Santa Clara	(1920, 2000) 3-14-1
Seattle	(1952, 1973) 5-3-1
Seton Hall	(1984) 1-0
South Florida	(1998) 1-0
Southern California	(1951, 2006) 15-37
Southern Oregon	(1964, 1982) 8-1
Southern Utah	(1992, 2002) 3-0
Southwestern Louisiana	(1984, 1991) 1-1
Southwest Missouri State	(1993, 2004) 2-0
Spokane Indians	(1916) 0-2
Stanford	(1920, 2006) 20-35
SubPac	(1961) 1-0
Texas	(1952) 0-1
Texas A&M	(1988, 2000) 1-3
Texas-Arlington	(1993, 2004) 1-1
Texas Christian	(1993) 1-1
Texas-Pan American	(2006) 3-0
Texas Tech	(1999, 2001) 1-1
Tulane	(1986, 2005) 0-3
Tulsa	(1970, 1976) 2-0
UCLA	(1967, 2006) 15-25
United States International	(1987) 1-0
Utah	(1973, 2004) 5-1
Utah Valley State	(2006) 5-1
Valdosta State	(1978) 1-0
Washington	(1911, 2006) 218-179-2
Washington State	(1910, 2006) 186-215-2
Western Kentucky	(2002) 1-0
Western Oregon	(1908, 1995) 69-9
Western Washington	(1975) 1-0
Westmont	(1968, 1969) 2-0
West Virginia	(2000) 1-0
Whitman	(1908, 1960) 15-6
Willamette	(1907, 1997) 84-23
Winthrop	(2005) 1-0
Wisconsin	(1986) 0-1
Woodburn	(1908) 0-1
Wright State	(1996, 2006) 2-0
Wyoming	(1979) 1-0

2007 OREGON STATE BASEBALL



OREGON STATE ALL-TIME SCORES

at - denotes games on opponents' home field; vs. - denotes games on neutral field; all others are games at Oregon State's Goss Stadium at Coleman Field. All schools are listed by their current name.

1907

Head coach: F.C. Reynolds
(5-2 overall)

Salem High	L	0-4
at Salem High	W	8-1
at Chemawa	W	18-3
Willamette	W	12-0
Chemawa	W	9-6
at Oregon	L	3-9
Oregon	W	6-4

1908

Head coach: Joe Fay
(11-4 overall; Oregon Collegiate champions)

at Woodburn	L	5-6
at Chemawa	L	2-3
at Willamette	W	8-4
at Chemawa	W	4-3
Whitman	L	5-6
Whitman	W	13-1
at Western Oregon	W	8-4
at Willamette	W	11-9
Chemawa	W	16-1
Chemawa	W	4-1
at Oregon	W	5-3
at Oregon	W	5-4
Oregon	W	16-2
Oregon	W	5-4
Multnomah Athletic Club	L	3-5

1909

Head coach: Otto Moore
(5-4 overall)

Salem High	W	10-1
Chemawa	W	13-1
Multnomah Athletic Club	L	5-9
Portland	W	9-4
Portland	L	6-9
at Oregon	L	2-5
at Oregon	W	7-4
Oregon	L	2-3
Oregon	W	5-0

1910

Head coach: Fielder Jones
(13-4-1 overall; Northwest Collegiate champions)

Whitman	L	3-4
Whitman	W	3-0
Idaho	W	11-4
Idaho	T	2-2
at Whitman	W	5-4
at Whitman	L	2-4
at Washington State	W	5-4
at Washington State	W	6-1
at Idaho	W	14-10
at Idaho	W	8-5
Washington State	L	1-4
Washington State	W	4-3
at Oregon	W	2-0
at Oregon	W	6-3
Washington State	W	6-5
Washington State	W	6-3
Oregon	L	4-8
Oregon	W	10-4

1911

Head coach: Frederick Walker
(8-7 overall)



Oregon State's first baseball team hit the field in 1907

Portland Roadsters	L	1-12
Whitman	W	22-4
Whitman	W	14-5
at Willamette	W	7-3
at Multnomah Athletic Club	L	3-6
at Washington	L	0-2
at Washington	L	1-6
at Idaho	L	3-10
at Idaho	W	8-4
at Washington State	W	7-0
at Washington State	L	0-2
Washington State	L	6-9
Washington State	W	4-2
Idaho	W	9-0
Idaho	W	8-4

1912

Head coach: E.J. Stewart
(5-9 overall)

Pacific (Ore.)	W	15-6
Multnomah Athletic Club	L	4-6
Mt. Angel	W	9-2
Chemawa	W	9-0
Oregon	L	0-3
Oregon	L	2-5
Washington State	W	4-3
Washington State	L	10-11

at Oregon	L	4-5
at Oregon	L	3-5
at Washington State	L	2-5
at Multnomah Athletic Club	L	0-4
at Willamette	L	2-4
Willamette	W	14-5

1913

Head coach: Jesse Garrett
(7-10 overall; 4-4 Northern Division West, 1st place tie)

Portland Colts	L	1-14
Regina	L	6-7
Regina	L	3-6
Regina	L	1-6
vs. Regina	W	8-4
Multnomah Athletic Club	W	12-4
Regina	L	2-14
at Oregon	W	6-2
at Oregon	L	4-8
at Chemawa	W	21-4
Washington	W	10-5
Washington	L	1-14
Oregon	W	7-5
at Washington	L	2-5
at Washington	L	0-2
Oregon	W	14-5

at Multnomah Athletic Club	L	3-6
----------------------------	---	-----

1914

Head coach: Wilkie Clark
(7-9 overall; 1-7 Northern Division West, 3rd place)

Chemawa	W	6-5
Corvallis High	W	8-4
Baker City	W	4-3
Baker City	W	15-4
Helena	L	10-11
Helena	W	6-0
Helena	L	2-5
at Washington	L	4-5
at Washington	L	2-4
at Chemawa	W	9-0
Washington	W	4-0
Washington	L	0-3
at Oregon	L	2-4
at Oregon	L	2-12
Oregon	L	5-11
Oregon	L	0-13

1915

Head coach: Roy Goble
(13-8 overall, 5-1 Northern Division)

West; 1st place)

McMinnville Tigers	L	6-9
McMinnville Tigers	L	4-6
at Portland Monarchs	W	2-0
Chemawa	W	10-1
at Washington State	L	1-4
at Washington State	W	12-5
at Whitman	W	9-6
at Whitman	L	5-6
at Pendleton	W	12-6
at Pendleton	W	5-1
Pacific (Ore.)	W	7-4
at Washington	W	5-1
at Washington	L	6-10
Oregon	W	7-3
Oregon	W	20-6
Washington State	W	12-6
Washington State	L	5-8
Washington	W	5-1
Washington	W	14-2
at Washington State	L	2-4
at Washington State	L	3-4

1916

Head coach: Hans Loof
(10-9-1 overall, 5-3 Northern Division West; 1st place)

at Baker City	W	13-2
at Albertson	W	4-1
at Albertson	W	2-0
at Spokane Indians	L	4-15
at Spokane Indians	L	10-1
at Idaho	L	5-6
at Washington State	T	0-0
at Willamette	W	16-0
at Washington	W	7-2
at Washington	L	3-2
Washington	W	9-3
Washington	W	2-1
at Oregon	L	5-6
at Oregon	L	2-10
Oregon	W	6-0
Oregon	W	6-3
at California	L	2-5
at California	L	3-10
at California	L	0-9
Willamette	W	6-0

1917

No varsity baseball - World War I

1918

Head coach: J.D. Baldwin
(4-6 overall)

Willamette	W	5-2
at Willamette	W	14-2
Oregon	L	2-3
Oregon	L	1-15
at Oregon	L	8-18
at Oregon	L	7-21
Oregon	W	13-12
Oregon	L	10-12
at Oregon	W	10-1
at Oregon	L	4-5

1919

Head coach: Jimmie Richardson
(7-7 overall, 2-5 Northern Division West; 2nd place)

at Gonzaga	W	5-2
at Washington State	W	14-7
at Washington State	L	0-3
at Multnomah Athletic Club	L	6-7
Multnomah Athletic Club	W	8-5
Washington State	W	6-4
Washington State	W	4-1
Washington	L	6-12



Oregon State won the Northwest Collegiate title in 1910





Washington	L 1-3
at Washington	L 0-1
at Washington	L 3-4
Oregon	L 5-9
Oregon	W 9-3
at Oregon	W 16-3

1920

Head coach: Jimmie Richardson
(12-11 overall, 11-8 Northern Division)

at Santa Clara	L 2-9
at Stanford	L 3-4
at Stanford	L 2-3
at California	L 0-10
at California	W 2-1
at Sacramento Senators	L 2-6
at Sacramento Senators	L 1-7
at Cal State-Chico	W 9-4
Willamette	W 11-0
Willamette	W 7-0
at Washington	L 0-2
at Washington	L 5-9
Washington State	W 11-0
Washington State	W 3-0
Washington State	W 6-2
Stanford	W 6-0
Stanford	W 5-4
at Oregon	L 3-4
at Oregon	W 14-8
Washington	L 4-6
Washington	W 4-3
Oregon	L 0-3
Oregon	W 3-2

1921

Head coach: Jimmie Richardson
(11-8-1 overall, 5-7-1 Northern Division)

North Pacific Dental	W 5-1
North Pacific Dental	W 15-3
Oregon State Alumni (ex.)	W 17-3
Multnomah Athletic Club	W 6-5
New York Colored Sox	L 0-3
North Pacific Dental	W 5-4
at Camp Lewis	W 4-3
at Washington	L 3-8
at Washington	T 0-0
at Gonzaga	W 3-2
at Washington State	L 7-15
at Washington State	L 3-5
Washington	L 3-4
Washington	W 4-1
Willamette	W 4-0
Washington State	L 9-12
Washington State	W 2-1
Oregon	L 2-3
Oregon	W 5-4
at Oregon	W 14-5
at Oregon	L 6-8

1922

Head coach: Guy Rathbun
(13-8 overall, 9-8 Northern Division)

North Pacific Dental	W 6-0
Chemawa	W 10-4
Mt. Angel	W 10-2
Mt. Angel	W 5-3
at Washington	L 3-10
at Washington	L 0-17
at Gonzaga	W 8-6
at Washington State	L 7-9
at Washington State	W 11-9
at Whitman	W 8-4
at Whitman	L 4-5
Washington	L 2-8
Washington	W 7-6
Washington State	L 6-7
Washington State	L 7-9
Oregon	W 8-4
Oregon	W 11-6
Whitman	L 11-13
Whitman	W 15-8



The 1913 Beavers get ready to ride the rails on a road trip

at Oregon	W 11-1
at Oregon	W 6-3

1923

Head coach: Ralph Coleman
(10-6 overall, 8-6 Northern Division)

Oregon State Alumni (ex.)	L 2-9
Mt. Angel	W 7-6
Mt. Angel	W 4-1
Pacific (Ore.)	W 5-3
Idaho	L 5-15
Idaho	L 8-11
at Whitman	W 5-3
at Idaho	W 13-2
at Idaho	L 7-8
at Washington State	L 3-16
at Washington State	L 3-5
Oregon	W 1-0
Oregon	W 22-5
Washington State	L 1-5
Washington State	W 16-10
at Oregon	W 11-5
at Oregon	W 6-1

1924

Head coach: Ralph Coleman
(16-8-1 overall, 11-8 Northern Division; 3rd place)

Mt. Angel	W 13-1
Mt. Angel	W 12-2
Kelso	W 17-4
Meiji, Japan	W 7-0
Multnomah Athletic Club	W 8-3
at Salem Senators	L 3-7
Pacific (Ore.)	W 16-1
Whitman	W 11-6
Whitman	W 11-6
Washington	W 6-5
Washington	L 5-7

at Oregon	W 9-3
Oregon	W 14-11
Idaho	W 6-1
Idaho	W 11-0
Washington State	L 0-3
Oregon	L 4-8
at Oregon	W 12-2
at Washington	W 9-6
at Washington	L 0-6
at Washington State	W 10-9
at Washington State	T 9-9
at Idaho	L 1-3
at Idaho	L 2-10
at Gonzaga	L 6-7

1925

Head coach: Ralph Coleman
(11-2 overall, 11-2 Northern Division; 1st place)

Pacific (Ore.)	W 9-2
at Willamette	W 14-2
Whitman	W 4-3
Idaho	W 8-2
Washington State	W 16-3
Washington	W 6-3
at Washington	L 3-5
at Gonzaga	W 4-3
at Washington State	W 9-8
at Idaho	L 1-4
at Whitman	W 7-4
at Oregon	W 10-4
Oregon	W 10-5

1926

Head coach: Ralph Coleman
(6-7 overall, 2-6 Northern Division West; 3rd place)

Kelso	W 3-2
Kelso	L 4-7

Multnomah Athletic Club	W 6-5
Pacific (Ore.)	W 13-2
St. John's Bears	W 17-5
at Oregon	L 3-7
Washington	L 2-3
Washington	L 9-14
at Washington	W 6-2
at Washington	L 2-8
at Oregon	L 6-16
Oregon	L 2-4
Oregon	W 6-4

1927

Head coach: Ralph Coleman
(13-5 overall, 5-3 Northern Division West; 1st place tie)

Pacific (Ore.)	W 7-1
Willamette	W 10-0
Willamette	W 9-3
Albany	W 10-5
Oregon	W 6-5
Oregon	W 13-7
Linfield	W 19-4
Multnomah Athletic Club	W 15-9
Washington	W 20-2
Washington	L 11-13
at Washington	W 11-6
at Washington	L 2-6
at Oregon	L 2-5
at Oregon	W 18-8
vs. Washington	W 4-3
at Washington State	L 2-5
at Washington State	W 8-7
at Washington State	L 6-8

1928

Head coach: Ralph Coleman
(8-6 overall, 3-5 Northern Division West; 3rd place)

Portland	L 9-11
Portland	W 10-5
at Washington	W 13-3
at Washington	L 4-5
Linfield	W 11-1
Washington	W 5-4
Washington	L 3-11
at Oregon	L 6-9
Oregon	L 4-10
Oregon	L 7-16
Multnomah Athletic Club	W 12-5
at Oregon	W 16-4
at Portland	W 13-5
at Portland	W 4-3

1929

Head coach: Roy Lamb
(10-9 overall, 8-8 Northern Division; 3rd place tie)

Western Oregon	W 16-3
Willamette	W 7-2
Meiji, Japan	L 6-13
Oregon	W 4-3
Oregon	L 6-7
Idaho	W 7-1
Idaho	L 6-8
Washington State	W 14-7
Washington State	L 5-9
Washington	W 7-3
Washington	W 6-4
at Washington State	W 10-3
at Washington State	L 4-5
at Idaho	L 6-7
at Idaho	W 11-2
at Washington	W 7-5
at Washington	L 3-5
Oregon	L 4-7
at Oregon	L 4-8

1930

Head coach: Ralph Coleman
(16-6 overall, 10-6 Northern Division; 2nd place)

Willamette	W 5-3
at Willamette	W 8-7
Portland	W 4-3
Portland	W 2-0
Pacific (Ore.)	W 17-0
Pacific (Ore.)	W 12-1
at Oregon	W 5-1
Washington State	W 6-4
Washington State	L 4-5
Idaho	W 13-3
Idaho	W 4-2
Washington	L 0-6
Washington	L 3-4
at Washington	L 1-5
at Washington	W 7-5
at Idaho	W 14-1
at Washington State	L 3-4
at Washington State	W 9-3
at Idaho	W 6-5
Oregon	W 10-1
at Oregon	W 6-4
Oregon	L 3-8

1931

Head coach: Ralph Coleman
(9-10 overall, 7-9 Northern Division; 4th place)

Willamette	W 7-3
Willamette	W 10-7
at Oregon	W 7-3
Oregon	W 11-7
at Willamette	L 6-8
Idaho	W 14-3
Idaho	L 9-16
Washington State	L 0-6
Washington State	W 5-1
Washington	L 11-15
Washington	L 4-18
at Idaho	L 6-7
at Idaho	W 17-1



A standing-room crowd saw the Beavers play Washington in 1920

2007 OREGON STATE BASEBALL



at Washington State	L	6-7
at Washington State	W	7-6
at Washington	L	1-12
at Washington	L	5-6
at Oregon	W	12-2
Oregon	L	6-7

1932

Head coach: Slats Gill
(10-9 overall, 8-8 Northern Division;
3rd place)

Willamette	W	3-2
Willamette	L	2-6
at Willamette	W	20-19
Oregon	L	7-10
at Oregon	W	6-2
Washington State	L	3-6
Washington State	L	1-6
Idaho	W	12-4
Idaho	W	11-5
Washington	L	3-9
Washington	W	7-2
at Washington	L	1-5
at Washington	L	1-2
at Idaho	W	11-4
at Idaho	W	11-6
at Washington State	W	9-5
at Washington State	L	2-3
at Oregon	W	4-3
Oregon	L	3-6

1933

Head coach: Slats Gill
(9-5 overall)

Western Oregon	W	11-8
Western Oregon	L	0-3
Oregon State Alumni (ex.)	W	8-7
Linfield	W	6-5
North Pacific Dental	W	9-2
Willamette	W	9-7
at Willamette	L	2-3
Portland	W	8-1
Portland	W	8-3
at Oregon	W	11-3
Oregon	L	6-14
Oregon	W	14-2
at Oregon	W	8-5
at Oregon	L	8-9
Oregon	L	2-3


1934

Head coach: Slats Gill
(10-15 overall, 5-11 Northern
Division; 5th place)

Pacific (Ore.)	W	2-1
Oregon State Alumni (ex.)	W	12-9
at Western Oregon	W	22-8
Western Oregon	W	23-11
Portland	W	11-10
Portland	L	4-5
at Western Oregon	L	6-11
Western Oregon	W	5-4
Willamette	L	10-15
Willamette	L	7-9
at Oregon	L	1-5
Oregon	L	8-10
Idaho	L	4-8
Idaho	W	5-2
Washington State	L	3-7
Washington State	W	5-0
Washington	W	9-7
Washington	L	7-10
at Washington State	L	1-2
at Washington State	L	1-2
at Idaho	L	4-8
at Idaho	W	16-8
at Washington	L	3-5
at Washington	W	6-5
at Washington	L	4-6
Oregon	L	10-11



In 1922, the Beavers had their own way of encouraging a rally



1935

Head coach: Slats Gill
(11-11 overall, 8-8 Northern
Division; 3rd place tie)

Linfield	W	19-3
Linfield	W	14-9
Willamette	L	3-6
Western Oregon	W	9-7
Portland	L	4-7
Willamette	L	3-4
at Oregon	L	0-17
Oregon	W	12-7
Idaho	W	12-1
Idaho	W	9-4
Washington State	L	8-9
Washington State	W	10-9
Washington	W	21-4
Washington	W	12-11
at Washington State	L	2-4
at Washington State	L	5-8
at Idaho	W	5-4
at Idaho	L	1-12
Washington	W	13-2
Washington	L	0-8
Oregon	L	6-15
at Oregon	L	3-6

1936

Head coach: Slats Gill
(8-16 overall, 7-9 Northern Division;
4th place)

Willamette	L	0-12
Willamette	L	0-7
Willamette	L	7-9
Linfield	L	5-12
Western Oregon	W	10-6
Portland	L	7-8
Portland	L	3-8
Western Oregon	L	8-13
Oregon	W	7-6
Washington State	L	2-13
Washington State	L	3-6
Idaho	W	4-2
Idaho	L	5-6
Washington	L	4-9
Washington	W	13-10
at Washington	W	7-6
at Washington	L	0-2
at Washington State	L	7-17
at Washington State	L	5-8
at Idaho	W	7-4

at Idaho	W	11-6
at Oregon	L	3-4
at Oregon	W	8-2
Oregon	L	5-10

1937

Head coach: Slats Gill
(8-14 overall, 4-12 Northern
Division; 4th place)

Willamette	L	0-5
Willamette	L	2-9
Willamette	W	5-4
Western Oregon	W	6-4
at Western Oregon	W	13-12
Oregon	L	1-7
at Oregon	L	0-14
Idaho	L	9-11
Idaho	W	6-3
Washington State	L	6-16
Washington State	L	0-13
Washington	L	2-11
Washington	W	17-7
at Portland	W	5-2
at Washington State	L	2-5
at Washington State	L	3-17
at Idaho	W	8-5
at Idaho	W	5-3
at Washington	L	3-4
at Washington	L	3-13
at Oregon	L	0-8
at Oregon	L	3-10

1938

Head coach: Ralph Coleman
(18-7 overall, 10-6 Northern
Division; 1st place tie)

at Western Oregon	W	4-1
Western Oregon	W	12-1
Pacific (Ore.)	W	5-0
Pacific (Ore.)	W	17-5
Pacific (Ore.)	W	16-4
Portland	W	5-3
Portland	W	5-2
at Oregon	L	1-4
Oregon	W	11-2
Linfield	W	10-7
at Linfield	L	4-6
Washington State	W	7-1
Washington State	W	10-2
Idaho	W	7-4
Idaho	W	11-9

Washington	W	6-3
Washington	W	5-3
at Idaho	W	12-3
at Idaho	L	2-5
at Washington State	L	0-4
at Washington State	L	0-4
at Washington	W	3-2
at Washington	W	4-2
Oregon	L	5-9
at Oregon	L	7-9

1939

Head coach: Ralph Coleman
(15-9 overall, 7-8 Northern Division;
3rd place)

Willamette	W	5-0
Western Oregon	W	11-0
Western Oregon	W	16-3
at Willamette	W	2-0
Willamette	W	10-7
Linfield	W	7-3
Linfield	W	17-2
Portland	L	5-6
Portland	W	12-0
Oregon	W	22-11
at Oregon	L	1-5
Idaho	W	23-14
Idaho	W	7-3
Washington State	W	9-5
Washington State	L	11-13
Washington	W	10-3
Washington	L	3-7
at Idaho	W	3-2
at Washington State	L	3-7
at Washington State	W	6-3
at Washington	L	3-5
at Washington	L	0-6
at Oregon	L	3-7
Oregon	L	0-2

1940

Head coach: Ralph Coleman
(19-5 overall, 13-3 Northern
Division; 1st place)

Pacific (Ore.)	W	8-0
Willamette	L	1-10
at Willamette	W	11-6
Willamette	W	14-1
Salem Senators	W	4-2
Linfield	W	12-4
Salem Senators	L	5-15

at Oregon	W	10-3
Oregon	W	10-7
Washington State	W	7-1
Washington State	W	4-3
Idaho	W	9-4
Idaho	L	1-3
Washington	W	2-1
Washington	W	7-5
Portland	W	14-4
at Idaho	W	9-3
at Idaho	W	9-1
at Washington State	L	0-8
at Washington State	L	3-6
at Washington	W	2-1
at Washington	W	4-2
Oregon	W	5-0
at Oregon	W	4-1

1941

Head coach: Ralph Coleman
(15-10 overall, 8-8 Northern
Division; 3rd place)

Linfield	W	8-2
Pacific (Ore.)	W	3-2
Pacific (Ore.)	W	6-3
Western Oregon	W	12-3
Willamette	W	4-0
Salem Senators	L	6-14
at Salem Senators	L	3-9
at Pacific (Ore.)	W	3-2
at Pacific (Ore.)	W	7-1
Oregon	L	6-8
at Oregon	W	4-3
Idaho	W	14-6
Idaho	W	5-4
Washington State	W	5-2
Washington State	L	2-9
Washington	W	6-0
Washington	W	5-4
at Washington State	W	4-0
at Washington State	L	2-7
at Idaho	W	7-3
at Idaho	L	1-2
at Washington	L	4-5
at Washington	L	7-8
at Oregon	L	1-2
Oregon	L	5-9

1942

Head coach: Ralph Coleman
(14-8 overall, 8-6 Northern Division;
3rd place)


Linfield	W	6-0
Willamette	W	4-3
at Willamette	W	3-1
at Portland	L	6-8
Willamette	W	5-4
at Willamette	W	4-3
Pacific (Ore.)	W	14-0
Pacific (Ore.)	L	5-6
at Oregon	W	2-1
Washington State	W	11-0
Washington State	W	4-0
Idaho	W	16-3
Washington	W	7-3
Washington	W	9-6
Oregon	L	5-6
at Idaho	W	4-6
at Idaho	W	13-6
at Washington State	L	5-6
at Washington State	L	4-7
at Washington	L	2-10
at Washington	L	2-3
at Oregon	L	3-4

1943

Head coach: Ralph Coleman
(14-6 overall, 12-4 Northern
Division; 1st place tie)

Camp Adair	W	3-1
Oregon	L	1-14
at Oregon	W	4-3
Idaho	W	8-7





Idaho	W 15-2
Washington State	W 7-4
Washington State	W 8-6
Washington	L 1-3
Washington	W 7-0
at Willamette	L 5-6
at Washington State	W 2-1
at Washington State	W 6-2
at Idaho	W 9-0
at Idaho	W 5-4
at Washington	L 0-2
at Washington	W 6-3
Willamette	W 17-1
Camp Adair	L 4-8
Oregon	W 6-4
at Oregon	L 1-9

1944 - 1945

No varsity baseball - World War II

1946

Head coach: Ralph Coleman
(16-10 overall, 10-6 Northern Division; 2nd place)

Salem Senators	L 2-8
Salem Senators	L 2-14
Salem Senators	L 0-10
at Willamette	W 17-7
Willamette	W 15-8
Willamette	W 3-2
Pacific (Ore.)	W 9-5
Linfield	W 13-1
Washington State	W 14-10
Washington State	W 3-1
Idaho	L 12-14
Idaho	W 2-1
Washington	L 7-9
Washington	L 2-6
at Portland	L 3-7
at Portland	W 14-0
at Idaho	W 7-0
at Idaho	W 13-9
at Washington State	W 10-6
at Washington State	L 5-9
at Washington	W 5-0
at Washington	L 1-5
at Oregon	W 4-3
Oregon	W 10-6
at Oregon	L 3-5
Oregon	W 9-5

1947

Head coach: Ralph Coleman
(14-11 overall, 6-10 Northern Division; 4th place)

Lewis & Clark	W 7-2
Lewis & Clark	W 11-1
Linfield	W 5-0
Linfield	W 6-1
Montana	W 11-8
Montana	W 1-0
Willamette	W 5-4
Willamette	W 10-3
Salem Senators	L 4-7
Idaho	W 14-7
Idaho	W 12-4
Washington State	L 3-8
Washington State	L 10-11
Washington	W 10-8
Washington	L 5-7
at Washington State	W 15-10
at Washington State	L 1-6
at Idaho	L 4-6
at Idaho	L 1-4
at Washington	L 7-9
at Washington	W 10-9
Oregon	W 9-8
at Oregon	L 0-6
Oregon	L 7-9
at Oregon	L 6-8



Oregon State captured the Northern Division flag in 1925

1948

Head coach: Ralph Coleman
(7-7 overall, 4-7 Northern Division; 4th place)

Salem Senators	W 6-5
Salem Senators	W 12-6
at Portland	L 5-6
at Portland	W 4-2
Washington	W 5-2
Washington	L 1-4
at Idaho	L 5-6
at Idaho	W 8-3
at Washington State	L 6-11
at Washington	W 5-1
at Washington	L 3-7
at Oregon	W 7-1
Idaho	L 8-9
Oregon	L 10-13

1949

Head coach: Ralph Coleman
(15-8 overall, 8-7 Northern Division; 3rd place)

Portland	W 6-4
Linfield	W 12-5
Salem Senators	W 10-8
at Lewis & Clark	W 13-4
at Lewis & Clark	W 20-8
at Portland	W 19-14
at Portland	L 3-16
Lewis & Clark	W 11-2
Idaho	W 11-6
Idaho	W 13-6
Washington State	L 1-11
Washington State	L 2-4
Washington	W 17-7
Washington	W 18-8
at Washington State	L 9-10
at Washington State	L 3-4
at Idaho	W 5-2
at Idaho	W 10-4

at Washington	W 7-3
at Washington	L 5-6
at Oregon	L 6-7
Oregon	W 15-7
at Oregon	L 7-10

1950

Head coach: Ralph Coleman
(7-12 overall, 5-9 Northern Division; 4th place)

Portland State	W 7-4
Pacific (Ore.)	L 0-3
Willamette	L 5-6
Salem Senators	W 6-0
Salem Senators	L 0-4
Idaho	W 9-4
Idaho	W 14-5
Washington	W 14-4
Washington	L 5-11
at Idaho	L 3-5
at Idaho	L 4-5
at Washington State	L 1-8
at Washington State	L 1-4
at Washington	L 0-4
at Washington	L 0-1
Oregon	W 20-2
at Oregon	W 6-3
at Oregon	L 6-10
Oregon	L 4-7

1951

Head coach: Ralph Coleman
(23-6 overall, 10-4 Northern Division; 1st place)

Linfield	W 10-9
Linfield	W 4-3
Portland	W 7-5
at Oregon	W 10-4
Portland State	W 5-1
Lewis & Clark	W 2-0
Lewis & Clark	W 10-2

at Portland	W 16-2
Oregon	W 18-8
Willamette	W 12-4
Willamette	W 20-2
Linfield	W 15-7
Idaho	W 8-4
Idaho	W 3-2
Washington State	W 7-4
Washington State	W 11-10
Washington	W 12-3
Washington	W 5-2
at Washington State	L 3-7
at Washington State	L 5-6
at Washington	W 8-3
at Washington	L 1-11
at Oregon	L 2-10
Oregon	W 16-2
at Oregon	W 6-1
Oregon	W 5-1
at Southern California	L 4-6
at Southern California	W 12-1
at Southern California	L 7-10

1952

Head coach: Ralph Coleman
(27-12 overall, 10-6 Northern Division; 1st place)

Pacific (Ore.)	W 22-5
Linfield	W 5-0
Linfield	W 6-0
Portland State	W 16-3
Willamette	W 8-4
at Oregon	W 4-1
Lewis & Clark	W 4-2
Lewis & Clark	L 2-3
Portland	W 5-3
at Pacific (Ore.)	W 16-4
at Linfield	L 4-5
Oregon	L 5-12
at Lewis & Clark	W 10-4
Linfield	W 5-1
Linfield	W 22-5

Washington State	W 9-2
Washington State	L 3-9
at Portland	W 19-8
Idaho	L 15-16
Idaho	W 7-4
Washington	W 7-1
Washington	W 10-8
at Idaho	W 16-5
at Idaho	W 3-1
at Washington State	L 3-5
at Washington State	W 6-5
at Washington	W 6-2
at Washington	L 6-10
Seattle	L 6-8
Oregon	W 3-1
at Oregon	L 13-14
Oregon	W 7-6
at Oregon	L 5-18
Southern California	W 12-10
Southern California	W 5-4
Fresno State	W 2-1
Fresno State	W 8-4
vs. Duke	L 7-18
vs. Texas	L 1-10

1953

Head coach: Ralph Coleman
(15-9 overall, 8-3 Northern Division; 2nd place)

at Grant Tech	W 9-4
at California	L 3-4
at San Jose State	W 6-4
at Fresno State	L 3-5
at Fresno State	W 4-3
Willamette	L 6-7
at Oregon	W 8-2
Lewis & Clark	W 9-1
at Willamette	L 4-5
Oregon	L 6-8
Linfield	W 17-16
Portland	W 8-3
Idaho	W 4-1
Idaho	L 2-3
Washington State	L 4-8
Washington State	W 13-5
Seattle	L 6-8
at Washington State	W 3-0
at Washington State	W 8-3
at Idaho	W 13-9
at Idaho	W 3-2
at Washington	W 9-4
at Washington	W 9-1
at Oregon	L 1-2


1954

Head coach: Ralph Coleman
(12-8 overall, 10-6 Northern Division; 2nd place tie)

at Lewis & Clark	W 11-0
at Oregon	L 3-5
Willamette	L 3-4
Salem Senators	W 9-4
Washington State	W 7-1
Washington State	W 6-4
Idaho	W 11-3
Idaho	W 8-7
Washington	W 17-6
Washington	W 32-7
at Idaho	L 0-4
at Idaho	W 10-5
at Washington State	W 8-4
at Washington State	L 2-10
at Washington	L 3-5
at Washington	W 7-4
Oregon	L 7-9
at Oregon	W 7-3
Oregon	L 6-12
at Oregon	L 0-4

1955

Head coach: Ralph Coleman
(15-10 overall, 8-4 Northern Division; 2nd place)



The sporting press at a 1935 Oregon State home game

2007 OREGON STATE BASEBALL



at Cal-Davis	W	10-1
at California	L	2-7
at Stanford	L	9-15
at San Jose State	L	1-9
at Fresno State	L	1-8
at Fresno State	L	7-9
at Portland	W	12-1
Linfield	W	7-1
Willamette	W	3-2
at Lewis & Clark	W	5-2
Portland State	W	21-3
at Salem Senators	L	1-3
Idaho	W	16-3
Washington	W	9-0
Washington	W	9-5
McChord Air Force Base	W	8-2
at Washington State	W	29-12
at Idaho	W	13-5
at Washington State	W	9-1
at Washington	L	1-2
at Washington	L	5-6
Oregon	L	1-7
at Oregon	W	15-7
Oregon	W	6-4
at Oregon	L	4-10

1956

Head coach: Ralph Coleman
(17-13 overall, 7-8 Northern Division; 3rd place)

vs. Idaho	W	5-2
vs. Idaho	W	13-2
vs. Washington State	W	4-3
vs. Washington State	W	4-3
Western Oregon	W	5-4
Lewis & Clark	W	5-1
Linfield	L	4-5
at Lewis & Clark	W	6-1
at Willamette	L	4-6
at Portland	L	4-9
Portland	L	2-12
Portland State	W	3-1
Portland State	W	4-3
at Linfield	W	3-2
Willamette	W	10-8
at Oregon	L	2-11
Oregon	L	4-11
Idaho	W	3-2
Idaho	W	16-13
Washington State	L	5-7
Washington State	L	6-12
Washington	L	12-15
Washington	L	5-9
at Idaho	W	7-5
at Idaho	W	6-1
at Washington State	L	0-4
at Washington State	L	3-9
at Washington	W	5-0
at Washington	L	0-1
Oregon	W	11-10

1957

Head coach: Ralph Coleman
(18-13 overall, 8-7 Northern Division; 2nd place)

vs. Idaho	L	3-6
vs. Idaho	W	15-3
vs. Washington State	L	10-11
vs. Washington State	W	1-0
Western Oregon	W	3-1
Western Oregon	W	5-4
Willamette	W	15-4
Linfield	L	7-8
Linfield	W	4-3
at Portland	W	4-0
at Portland	W	10-3
at Linfield	L	6-9
at Willamette	W	13-10
Portland	W	6-5
Portland	L	2-6
Eugene Emeralds	L	6-7
Oregon	W	8-5
at Oregon	L	4-8



Coach Ralph Coleman (left) addresses the 1939 Beavers

Washington State	W	12-2
Washington State	W	11-4
Idaho	L	4-6
Washington	W	7-6
Washington	W	4-3
at Washington State	W	3-1
at Washington State	L	2-3
at Idaho	W	7-4
at Idaho	L	0-1
at Washington	L	2-5
at Washington	L	7-9
at Oregon	W	8-0
Oregon	L	1-4

1958

Head coach: Ralph Coleman
(18-11 overall, 10-4 Northern Division; 1st place)

vs. Washington State	W	3-1
vs. Idaho	L	2-3
vs. Montana	W	16-5
at Western Oregon	W	7-1
at Linfield	L	0-4
at Linfield	W	23-3
at Lewis & Clark	W	13-7
Willamette	L	1-2
Linfield	W	5-0
Western Oregon	W	10-1
Portland	L	5-10
Portland	L	1-5
Portland State	W	12-0
Idaho	W	3-1
Idaho	W	4-2
Washington State	L	5-20
Washington State	W	3-2

Washington	W	14-0
Washington	W	15-7
at Idaho	L	2-4
at Idaho	W	13-1
at Washington State	L	5-14
at Washington State	L	2-3
at Washington	W	10-4
at Washington	W	8-7
Oregon	W	4-3
at Oregon	W	5-3
Southern California	L	0-7
Southern California	L	0-15

1959

Head coach: Ralph Coleman
(21-7 overall, 7-5 Northern Division; 4th place)

vs. Washington State	W	5-4
vs. Montana	W	10-2
vs. Idaho	W	10-2
at Lewis & Clark	W	6-4
at Portland	W	13-4
Lewis & Clark	W	10-0
Lewis & Clark	W	12-4
at Linfield	W	9-2
at Willamette	W	10-2
Western Oregon	W	14-1
Portland State	W	9-6
Portland	W	3-2
Portland	W	4-2
Linfield	W	15-5
Oregon	W	5-2
at Oregon	L	4-8
Eugene Emeralds	L	9-10
Washington State	L	1-6

Washington State	W	6-5
Idaho	W	11-0
Idaho	W	14-6
Washington	W	13-4
at Washington State	L	5-10
at Washington State	L	3-4
at Washington	L	2-4
at Washington	L	4-5
at Oregon	W	11-0
Oregon	W	7-4

1960

Head coach: Ralph Coleman
(18-5 overall, 7-5 Northern Division; 2nd place)

at Whitman	W	23-1
at Whitman	W	10-1
vs. Washington State	W	4-3
vs. Idaho	W	4-3
vs. Montana	W	6-5
Lewis & Clark	W	6-5
Lewis & Clark	W	3-0
at Portland	W	9-4
Linfield	W	6-4
Portland	W	8-7
at Oregon	L	0-5
Oregon	W	4-0
Idaho	W	5-0
Idaho	W	7-2
Washington	W	9-6
Washington	W	11-6
at Washington State	L	0-3
at Washington State	L	2-11
at Idaho	L	9-13
at Idaho	W	9-4

at Washington	L	3-5
at Washington	W	9-0
Oregon	W	11-8

1961

Head coach: Ralph Coleman
(27-14 overall, 8-6 Northern Division; 2nd place)

at Fresno State	L	4-1
at Fresno State	L	0-16
at California	L	5-6
at Cal State-Sacramento	L	7-8
at Cal-Davis	L	16-17
Pacific (Ore.)	W	21-2
Lewis & Clark	W	17-0
Lewis & Clark	W	21-2
at Portland	W	8-6
Portland State	W	7-0
Linfield	W	14-3
Linfield	W	7-4
at Lewis & Clark	W	8-1
at Lewis & Clark	W	25-2
Willamette	L	0-3
Willamette	W	8-4
Portland	W	12-2
at Linfield	W	3-1
at Linfield	W	6-5
at Willamette	W	17-0
Idaho	W	6-2
Washington State	W	10-3
Washington State	W	5-3
Washington	W	3-1
at Idaho	L	9-10
at Idaho	L	7-8
at Washington State	L	8-9
at Washington State	L	2-3
at Washington	W	5-3
at Washington	L	1-2
at Oregon	W	4-1
at Oregon	W	7-6
Oregon	L	3-8
Oregon	W	7-6
vs. Hawaii Marines	W	5-3
vs. Hickam Field AFB	W	4-1
vs. Pearl Harbor	W	6-2
vs. SUBPAC	W	4-3
vs. Hawaii	W	3-0
vs. Naval Air	L	1-3
vs. Keio, Japan	L	2-3

1962

Head coach: Ralph Coleman
(26-6 overall, 11-4 Northern Division; 1st place; final national ranking, No. 13 Collegiate Baseball)

at Nevada	W	9-1
at Nevada	W	15-3
at Nevada	W	5-3
at Portland State	W	13-2
Portland	W	13-1
Willamette	W	8-0
Linfield	W	7-2
Linfield	W	5-4
at Linfield	W	9-7
Portland State	W	7-1
at Portland	W	16-0
Seattle	W	10-0
Seattle	W	14-6
Pacific (Ore.)	W	12-0
at Willamette	W	11-3
at Oregon	W	8-6
Oregon	W	8-6
Idaho	W	7-5
Idaho	L	4-8
Washington State	W	6-1
Washington	W	10-0
Washington	W	13-3
at Idaho	W	5-0
at Idaho	W	16-12
at Washington State	L	9-10
at Washington State	W	7-5
at Washington	W	4-0
at Washington	W	15-2



Oregon State won the 1943 Northern Division title; there would be no baseball the next two springs due to World War II



Oregon	L	0-1
at Oregon	L	2-3
at Santa Clara	L	1-8
at Santa Clara	L	5-7

1963

Head coach: Ralph Coleman
(23-12 overall, 11-4 Northern Division; 1st place; final national ranking, No. 10 Collegiate Baseball)

at Arizona	W	7-4
at Arizona	W	4-3
at Arizona	L	2-3
at Arizona State	L	4-5
at Arizona State	W	8-6
at Arizona State	W	8-5
at Arizona State	L	2-7
at Linfield	L	0-1
at Linfield	L	3-4
Portland	W	8-3
Linfield	W	4-3
Linfield	W	5-3
at Portland	W	12-0
vs. Lewis & Clark	W	6-2
Seattle	W	7-2
Seattle	W	5-3
Portland State	L	2-6
Washington State	W	9-3
Washington State	W	7-5
Idaho	W	9-0
Washington	W	8-0
Washington	W	9-1
at Washington State	L	4-7
at Washington State	W	8-5
at Idaho	L	6-9
at Idaho	W	22-6
at Washington	W	2-1
at Washington	W	5-4
at Oregon	W	3-0
at Oregon	L	1-2
Oregon	W	5-0
Oregon	L	3-4
Southern California	L	5-6
Southern California	W	8-6
Southern California	L	5-7

1964

Head coach: Ralph Coleman
(25-11 overall, 8-8 Northern Division; 3rd place; final national ranking No. 22 Collegiate Baseball)

at Southern Oregon	W	9-0
at Southern Oregon	W	4-0
at California	L	0-3
at Stanford	W	6-0
at Stanford	W	9-7
at Santa Clara	L	0-4
at Chico State	W	4-3
at Chico State	W	19-1
at Chico State	W	6-5
at Linfield	W	6-2
at Linfield	W	3-1
at Portland State	W	10-2
Linfield	L	5-6
Pacific (Ore.)	W	7-2
Portland	W	10-0
Portland State	W	20-1
at Portland	W	19-6
Willamette	W	8-1
Lewis & Clark	W	9-0
at Oregon	W	3-1
Oregon	L	2-5
Washington State	W	3-0
Washington State	W	2-1
Idaho	L	1-2
Idaho	W	10-4
Washington	W	12-5
Washington	W	15-2
at Willamette	W	8-1
at Idaho	L	2-5
at Idaho	W	3-1
at Washington State	L	6-11
at Washington State	L	6-19



Oregon State president A.L. Strand swung at the ceremonial first pitch of 1946; Beaver coach Ralph Coleman (not pictured) pitched and Washington State coach Buck Bailey caught

at Washington	L	1-3
at Washington	L	2-4
Oregon	L	1-3
at Oregon	W	5-1

1965

Head coach: Ralph Coleman
(15-19 overall, 7-11 Northern Division; 3rd place)

at Arizona	W	8-6
at Arizona	L	1-9
at Arizona	L	6-7
at Arizona State	L	3-10
at Arizona State	L	3-9
at Arizona State	L	4-9
at Arizona State	L	0-2
at Linfield	W	9-1
Linfield	W	5-2
Linfield	W	4-3
Willamette	W	8-1
at Lewis & Clark	L	2-3
at Portland	W	9-4
Pacific (Ore.)	L	4-14
at Portland State	W	3-2
Portland	W	7-3
Oregon	W	8-7

at Oregon	W	4-3
at Oregon	L	0-1
at Washington State	W	5-4
at Washington State	L	0-3
at Washington State	L	2-3
Washington	L	1-6
Washington	L	2-6
Washington	W	5-4
Washington State	L	6-8
Washington State	L	2-9
Washington State	L	1-9
at Washington	W	8-3
at Washington	W	7-4
at Washington	W	4-3
at Oregon	L	1-3
Oregon	L	7-8
Oregon	L	10-13

1966

Head coach: Ralph Coleman
(18-17 overall, 4-13 Northern Division; 4th place)

at Arizona	L	3-12
at Arizona	L	3-9
at Arizona	L	2-3
at Northern Arizona	W	6-2

at Northern Arizona	W	13-11
at Grand Canyon	W	6-3
at Northern Arizona	W	8-3
Western Oregon	W	9-5
Portland State	W	7-2
at Portland State	W	4-0
at Portland State	W	3-0
Portland	W	5-4
at Linfield	W	6-1
at Linfield	W	6-5
Pacific (Ore.)	W	3-2
Portland State	W	2-1
at Oregon	W	3-2
Oregon	L	2-5
Oregon	W	4-3
at Portland	W	7-1
Washington State	L	2-3
Washington State	L	1-4
Washington State	L	2-15
at Washington	L	3-4
at Washington	L	1-2
at Washington	L	6-12
at Washington State	L	0-1
at Washington State	L	4-5
Willamette	L	8-11
Washington	W	5-4
Washington	W	5-4

Washington	L	1-12
Oregon	L	8-9
at Oregon	L	0-4
at Oregon	L	1-2

1967

Head coach: Gene Tanselli
(23-13 overall, 9-6 Pacific-8; 3rd place tie)

at Arizona State	W	5-1
at Arizona State	W	7-5
at Arizona State	L	3-7
vs. Albuquerque	L	0-5
vs. Grand Canyon	W	12-2
vs. Northern Arizona	L	5-11
vs. Albuquerque	L	0-5
vs. Northern Arizona	L	5-6
Portland State	W	6-3
Portland State	L	0-5
at Pacific (Ore.)	W	5-1
at Linfield	L	0-1
at Portland State	W	8-2
Oregon State Alumni (ex.)	W	7-3
Pacific (Ore.)	W	7-1
Portland	W	11-0
at Stanford	L	1-4
at Stanford	L	1-2
at California	L	3-6
at California	W	5-2
Washington	W	8-5
Washington State	W	3-1
Washington State	W	1-0
Western Oregon	W	6-0
vs. Washington State	L	0-13
at Portland	W	7-3
Linfield	W	3-1
at Portland State	W	6-2
Oregon	L	1-6
Willamette	W	14-5
Portland State	W	10-0
UCLA	W	4-1
UCLA	W	5-4
Southern California	W	5-0
Southern California	L	1-5
Oregon	W	4-2
at Oregon	W	8-5

1968

Head coach: Gene Tanselli
(23-13-1 overall, 6-12 Pacific-8; 7th place)

at Cal State-Sacramento	W	5-3
at Cal Poly-SLO	W	2-1
vs. Cal-Santa Barbara	L	1-6
vs. Washington	W	6-2
vs. Westmont	W	7-3
vs. Chapman	W	6-5
vs. Grambling	W	10-5
Linfield	W	4-0
OSU Alumni (ex.)	W	7-3
Willamette	W	6-1
at Western Oregon	W	7-0
Pacific (Ore.)	W	10-2
at Linfield	W	10-1
at Pacific (Ore.)	T	4-4
Willamette	W	9-8
Portland State	W	6-2
Western Oregon	W	8-2
at Washington	W	2-0
at Washington State	L	1-3
at Washington State	W	5-2
Portland	W	7-6
at Southern California	L	3-7
at UCLA	L	8-11
at UCLA	L	1-2
at Stanford	L	0-2
at Stanford	L	2-11
at California	L	1-13
Eastern Oregon	W	12-11
at Oregon	L	4-5
Portland State	W	6-5
Washington State	W	4-2
Washington	W	7-6



One of the Beavers' first trips by air was to Los Angeles to meet Southern California for the 1951 Pacific Coast Conference title

2007 OREGON STATE BASEBALL



Washington	W 15-3
Stanford	W 4-1
California	L 1-4
California	L 1-3
UCLA	L 5-8
at Oregon	L 3-8

1969

Head coach: Gene Tanselli
(17-20-1 overall, 9-12 Pacific-8; 5th place)

Western Oregon	W 5-0
at Santa Clara	L 3-4
at Santa Clara	L 0-6
at Fresno State	L 2-8
vs. Chapman	L 3-8
vs. California	W 6-4
at Cal-Santa Barbara	L 3-4
vs. Westmont	W 10-7
at Cal Poly-SLO	T 1-1
Pacific (Ore.)	W 12-2
at Portland State	W 4-0
Portland State	L 2-3
at Portland	W 21-4
Washington	W 6-5
Washington State	W 7-6
Washington State	W 5-4
Portland	L 2-3
at Stanford	L 0-4
at California	L 1-6
at California	L 2-9
at Southern California	L 1-3
at Southern California	L 4-8
at UCLA	L 1-2
at Washington State	W 12-5
at Washington	W 2-1
at Washington	W 6-5
Portland State	L 1-2
Oregon	W 5-3
at Portland State	W 4-3
at Western Oregon	W 7-5
Southern California	L 6-8
UCLA	L 2-12
UCLA	L 1-3
Stanford	L 3-4
Stanford	L 2-12
California	L 1-7
Oregon	W 9-4
at Oregon	W 3-1

1970

Head coach: Gene Tanselli
(19-15 overall, 6-12 Northern Division; 3rd place tie)

at Fresno State	L 2-3
vs. Arizona State	L 3-10
vs. Stanford	L 13-3
vs. Air Force	W 10-0
vs. Tulsa	W 7-3
vs. Southern California	L 0-4
vs. St John's	W 8-1
vs. Cal-Riverside	W 2-1
Western Oregon	L 7-14
at Pacific (Ore.)	W 2-1
Portland	L 3-7
at Portland State	L 1-2
at Portland State	W 9-0
at Linfield	W 7-5
at Oregon	L 5-13
at Portland	W 3-0
Portland State	W 1-0
at Washington State	L 1-11
Portland State	W 15-0
Washington	W 4-2
at California	W 7-3
at California	L 3-10
at Stanford	W 5-1
at Stanford	W 3-1
Lewis & Clark	W 9-2
at Western Oregon	W 5-0
UCLA	L 2-7
UCLA	L 3-4
Puget Sound	W 2-1



Oregon State reached the College World Series in 1952

Oregon	L 3-5
at Oregon	W 4-2
vs. Southern California	L 3-11
vs. Washington State	W 10-4
vs. UCLA	L 2-13

1971

Head coach: Gene Tanselli
(18-17 overall, 6-10 Northern Division; 3rd place)

at Cal-Riverside	L 6-7
vs. Kansas State	L 9-10
vs. Air Force	W 2-0
vs. Brigham Young	W 5-2
vs. Arizona State	L 4-5
vs. Stanford	L 5-10
vs. Oklahoma	L 4-6
vs. Puget Sound	L 5-9
vs. St Mary's (Calif.)	W 6-1
vs. Seattle	W 4-3
Puget Sound	W 14-6
Oregon	W 4-2
at Pacific (Ore.)	W 8-0
Linfield	W 12-6
Washington	W 4-3
Washington	W 5-4
Portland	L 0-3
at Washington	W 4-1
at Washington State	L 0-1
at Washington State	L 7-8
at Portland	W 8-4
Portland State	W 10-5
at UCLA	L 3-4
at UCLA	L 1-5
at Southern California	L 4-10
at Southern California	L 6-9
at Portland State	W 10-6
Lewis & Clark	W 7-6
Stanford	W 4-3
Stanford	L 7-16
California	L 1-2
California	L 5-12
Portland State	W 10-5

at Oregon	W 10-6
Oregon	L 3-4

1972

Head coach: Gene Tanselli
(13-24 overall, 2-15 Northern Division; 4th place)

vs. Loyola (Calif.)	W 10-6
vs. Cal-Irvine	L 2-7
vs. Chapman	W 4-3
vs. Brigham Young	W 5-2
vs. Cal State-Fullerton	L 5-6
vs. Colorado	W 6-3
vs. Cal State-Fullerton	L 4-13
Willamette	W 6-2
vs. Seattle	L 6-8
at Portland State	L 0-1
Western Oregon	L 5-6
Portland	W 2-1
at Oregon	L 6-7
Oregon	L 1-7
Oregon	L 0-14
at Portland State	L 2-3
at Pacific (Ore.)	W 10-0
Washington State	L 0-7
Washington State	L 1-7
Washington State	L 2-11
Portland State	W 4-3
Linfield	W 11-3
at Washington State	L 5-6
at Washington State	L 3-4
at Washington State	L 3-9
at Portland	L 3-4
at Southern Oregon	W 8-5
Washington	L 7-9
Washington	L 1-2
Washington	W 7-1
Washington	L 3-7
Washington	W 9-2
at Western Oregon	W 5-4
at Portland State	L 1-8
Oregon	L 1-10
at Oregon	L 3-10

at Oregon	L 2-3
-----------	-------

1973

Head coach: Jack Riley
(15-20-1 overall, 5-13 Northern Division; 4th place)

vs. Utah	W 8-2
at San Diego State	L 4-5
vs. Utah	W 8-4
at San Diego State	L 6-11
at San Diego	L 1-4
Western Oregon	W 12-3
vs. Seattle	T 2-2
at Portland State	W 12-4
at Portland State	L 0-1
Portland	W 11-4
Washington	W 11-7
Washington	W 11-1
Washington	W 9-1
Southern Oregon	L 3-4
Willamette	W 6-0
Oregon	W 9-8
at Oregon	L 4-7
at Oregon	L 6-9
at Washington State	L 4-9
at Washington State	L 3-6
at Washington State	L 6-7
Portland State	W 5-4
at Lewis & Clark	L 2-6
Washington State	L 6-26
Washington State	L 2-5
Washington State	L 1-4
at Portland	L 4-7
Lewis & Clark	W 2-1
vs. Western Washington	L 2-3
at Washington	L 1-2
at Washington	W 3-1
Portland State	W 9-2
at Western Oregon	W 2-1
at Oregon	L 0-10
Oregon	L 1-2
Oregon	L 5-7

1974

Head coach: Jack Riley
(16-23 overall, 6-12 Northern Division; 3rd place tie)

at Chico State	L 4-5
at Chico State	L 5-8
at Santa Clara	L 4-7
at Cal State-Hayward	L 3-4
at San Francisco	W 6-0
at San Jose State	L 7-11
at Cal State Hayward	W 14-3
at San Jose State	L 7-9
at Cal State-Sacramento	W 9-5
at Humboldt State	L 7-12
Portland State	W 4-2
vs. Puget Sound	L 0-1
vs. Washington	L 3-4
at Portland State	L 3-12
Washington State	L 6-7
Washington State	L 1-13
Washington State	L 1-15
Portland	W 3-2
Southern Oregon	W 11-2
at Washington	W 3-1
at Washington	L 1-2
at Washington	L 4-5
at Portland State	L 1-5
at Oregon	L 2-12
Oregon	W 3-2
Oregon	L 2-7
at Portland	W 6-3
Western Oregon	W 5-3
Washington	W 7-1
Washington	W 11-1
Washington	W 8-7
at Portland State	W 8-1
at Washington State	L 6-7
at Washington State	L 2-3
at Washington State	L 2-3
Oregon Tech	W 15-5
Oregon	W 7-6
at Oregon	L 9-10
at Oregon	L 5-6

1975

Head coach: Jack Riley
(28-10-1 overall, 13-5 Northern Division; 1st place tie)

vs. Puget Sound	W 13-3
vs. Washington State	L 2-5
vs. Gonzaga	W 5-2
vs. Boise State	W 10-3
vs. Western Washington	W 7-0
vs. Lewis-Clark State	W 8-3
at Santa Clara	T 2-2
at San Jose State	L 4-5
at Cal State-Stanislaus	W 8-7
vs. California	W 6-3
vs. Nevada-Las Vegas	L 3-4
vs. Air Force	W 7-2
vs. Laverne	W 4-3
Pacific (Ore.)	W 8-7
at Washington State	L 0-7
at Washington State	W 11-3
at Washington State	W 10-7
Western Oregon	W 8-7
Washington	W 14-2
Washington	W 10-9
Washington	W 22-9
at Portland State	W 9-5
Puget Sound	L 2-3
Oregon	W 3-0
at Oregon	L 6-8
at Oregon	W 7-4
at Washington	W 10-5
at Washington	W 6-2
at Washington	W 9-0
at Pacific (Ore.)	W 7-2
Western Oregon	W 9-7
at Washington State	L 8-11
at Washington State	L 3-7
at Washington State	W 6-7
at Portland	W 5-4



Oregon State was ranked in the top 10 and won the 1963 pennant





at Oregon	L 1-7
Oregon	W 6-5
Oregon	W 11-7
at Washington State	L 4-6

1976

Head coach: Jack Riley
(31-15 overall, 12-6 Northern Division; 2nd place)

Pacific (Ore.)	W 7-1
Pacific (Ore.)	W 3-0
at Chico State	W 7-2
vs. Delaware	W 2-1
vs. Eastern Michigan	L 1-5
vs. Arizona State	L 9-11
vs. Stanford	L 6-8
at Cal-Riverside	W 3-2
vs. Tulsa	W 1-0
vs. Brigham Young	W 5-0
at Cal State-Los Angeles	L 0-3
at Southern California	L 5-6
at Cal State-Los Angeles	L 5-13
vs. Grand Canyon	L 1-5
vs. Nevada-Las Vegas	L 5-7
vs. Brigham Young	W 13-7
vs. Arizona State	L 8-9
vs. Washington State	W 11-2
Portland	W 15-2
at Pacific (Ore.)	W 10-0
Portland State	W 6-1
Western Oregon	W 14-6
at Washington	L 2-3
at Washington	W 9-1
Western Oregon	W 8-2
Washington State	W 4-0
Washington State	W 2-1
Washington State	L 2-12
at Portland	W 4-3
Linfield	W 11-2
at Oregon	W 9-5
Oregon	W 8-0
Oregon	W 3-1
Western Oregon	W 9-1
Puget Sound	W 3-0
at Washington State	L 0-1
at Washington State	L 3-13
at Washington State	L 2-3
at Portland State	W 7-1
Washington	W 8-3
Washington	W 8-3
Washington	W 7-6
Washington	W 12-3
Oregon	W 10-0
Oregon	L 2-3
at Oregon	W 4-3

1977

Head coach: Jack Riley
(31-17 overall, 12-6 Northern Division; 2nd place)

Pacific (Ore.)	W 6-0
Pacific (Ore.)	W 4-1
at Chico State	W 4-1
at Chico State	W 5-3
vs. Cal Poly	W 12-9
at Southern California	L 3-4
at Cal State Fullerton	L 1-6
vs. Pepperdine	L 12-14
vs. Northern Arizona	L 6-13
vs. Grand Canyon	W 7-1
at Arizona State	L 6-11
vs. Arizona	L 3-7
at Cal Poly	L 5-7
at San Jose State	W 3-1
at Santa Clara	W 1-0
vs. San Francisco	W 17-2
vs. Pacific (Calif.)	L 4-5
vs. Arizona	L 3-11
vs. Stanford	L 0-9
vs. San Diego State	W 7-5
Western Oregon	W 15-1
Washington	W 8-1
Washington	W 4-3



Batgirls made their debut at Oregon State in 1973

Washington	W 11-3	at St Mary's (Calif.)	T 4-4	at Oregon	L 10-12
at Linfield	W 7-3	vs. Portland State	L 1-10		
Western Oregon	W 4-0	vs. Cal State-Los Angeles	W 6-5		
at Washington State	L 2-4	vs. Cal State-Los Angeles	L 0-1		
at Washington State	W 7-5	at Fresno State	L 6-11		
at Washington State	L 0-9	vs. Portland State	L 2-6		
Willamette	W 12-5	at Fresno State	L 1-11		
at Pacific (Ore.)	W 13-1	vs. California	L 5-11		
Oregon	W 4-2	vs. Maine	W 6-0		
at Oregon	W 6-2	vs. Stanford	L 7-11		
at Oregon	W 10-5	vs. Oral Roberts	L 1-5		
Portland	W 10-3	vs. Cal-Riverside	W 4-2		
at Willamette	W 11-5	vs. Washington State	W 2-0		
Washington State	L 4-11	vs. Valdosta State	W 4-2		
Washington State	W 4-3	Portland	W 3-2		
Washington State	L 2-5	Southern Oregon	W 13-3		
at Washington	W 5-2	Washington State	L 8-11		
at Washington	L 1-9	Washington State	W 2-1		
at Washington	W 6-1	Washington State	L 2-4		
at Western Oregon	W 7-0	Portland State	W 23-3		
Puget Sound	W 5-2	at Western Oregon	L 1-5		
at Oregon	W 11-4	at Puget Sound	W 25-3		
Oregon	L 1-7	at Washington	T 0-0		
Oregon	W 18-3	at Washington	W 4-3		
at Portland State	L 4-5	Linfield	L 6-7		
		Oregon	W 5-2		
		Oregon	L 4-5		
		at Oregon	W 6-4		
		at Linfield	L 3-9		
		Washington	L 6-9		
		Washington	L 6-12		
		Washington	W 5-4		
		Washington	L 5-6		
		Western Oregon	W 9-0		
		at Portland	L 5-10		
		at Washington State	W 5-2		
		at Washington State	L 2-3		
		at Washington State	L 4-5		

1978

Head coach: Jack Riley
(22-22-2 overall, 6-9 Northern Division; 3rd place)

Pacific (Ore.)	W 6-1
Pacific (Ore.)	W 4-2
at Chico State	W 11-0
at Chico State	L 1-5
at Cal State-Sacramento	W 19-0
at Cal State-Hayward	W 1-0
at Cal State-Hayward	W 2-1

1979

Head coach: Jack Riley
(21-25 overall, 4-11 Northern Division; 3rd place)

at Hawaii	L 1-2
at Hawaii	L 2-4
at Hawaii	L 13-14
at Hawaii	L 3-4
at Hawaii	L 2-5
at Hawaii	L 2-6
Pacific (Ore.)	W 4-2
Pacific (Ore.)	W 4-0
at Oregon Tech	W 19-1
at Oregon Tech	W 18-0
at Pacific (Calif.)	L 1-9
at San Jose State	W 7-2
at Cal State-Stanislaus	L 4-11
at Fresno State	L 2-6
vs. Pepperdine	L 1-2
vs. Washington State	L 3-4
vs. Wyoming	W 11-8
vs. Nevada-Las Vegas	L 5-6
vs. Pepperdine	L 4-7
at Fresno State	L 1-9
at Cal State-Sacramento	W 9-2
Portland State	W 1-0
Oregon Tech	W 5-1
Lewis & Clark	W 7-2
Willamette	W 3-2
at Washington State	L 2-3
at Washington State	L 1-8
at Washington State	L 5-8
Washington	L 6-7
Washington	L 0-2
Washington	L 1-7

Oregon	W 1-0
at Oregon	W 7-3
at Oregon	W 7-3
Linfield	W 4-1
at Willamette	W 8-2
at Puget Sound	W 15-4
at Washington	L 1-12
at Washington	L 0-7
at Washington	L 3-4
Western Oregon	W 7-3
at Portland State	W 5-4
at Lewis & Clark	W 21-3
at Oregon	L 2-7
Oregon	W 2-0
Oregon	L 2-6

1980

Head coach: Jack Riley
(33-16 overall, 8-9 Northern Division; 2nd place)

Pacific (Ore.)	W 17-0
Pacific (Ore.)	W 6-0
at Chico State	L 6-14
at Pacific (Calif.)	W 4-3
at Long Beach State	L 2-5
at Long Beach State	W 2-1
at Long Beach State	L 4-8
at Pepperdine	W 3-2
at Pepperdine	W 7-3
vs. Oral Roberts	L 3-6
vs. Oral Roberts	W 5-4
at Fresno State	L 7-12
at Chico State	W 17-5
at Oregon Tech	W 9-3
Puget Sound	W 8-4
Puget Sound	W 14-0
Puget Sound	W 5-0
at Gonzaga	W 5-3
at Gonzaga	L 6-8
Portland State	W 3-1
Concordia	W 12-0
George Fox	W 7-4
Washington	W 2-1
at Washington State	L 7-8
at Washington State	L 4-7
at Washington State	L 5-7
at Portland	W 10-4
at Linfield	W 11-7
Southern Oregon	W 10-2
at Oregon	L 3-4
Oregon	W 7-1
Oregon	W 2-1
at Portland State	W 8-4
Linfield	W 22-8
Washington State	L 3-9
Washington State	L 3-9
Washington State	W 12-11
Lewis & Clark	W 11-2
at Western Oregon	W 21-3
Willamette	W 12-3
at Washington	L 2-3
at Washington	W 11-7
at Washington	L 3-4
at Washington	W 11-7
Portland	L 0-10
Western Oregon	W 9-1
at Oregon	W 8-2
at Oregon	L 3-8
Oregon	W 3-2

1981

Head coach: Jack Riley
(29-14-1 overall, 11-7 Northern Division; 2nd place tie)

Western Oregon	W 15-1
Pacific (Ore.)	W 6-5
Pacific (Ore.)	W 2-0
vs. Washington State	L 9-12
at Lewis-Clark State	W 13-10
vs. Gonzaga	W 8-1
vs. Eastern Washington	W 6-3
at Lewis-Clark State	L 4-5
Oregon Tech	W 11-6



Oregon State shared the Northern Division title in 1975

2007 OREGON STATE BASEBALL



Oregon Tech	W 8-7
vs. Willamette	L 4-5
at Chico State	W 6-0
at Pacific (Calif.)	W 6-5
vs. Brigham Young	W 6-3
vs. Cal-Santa Barbara	L 6-7
vs. Fresno State	L 5-8
vs. Brigham Young	L 2-3
vs. Cal-Santa Barbara	W 5-2
vs. Washington State	W 5-4
at San Jose State	L 4-14
at Chico State	T 9-9
at Washington	L 1-8
at Washington	W 7-4
Washington State	L 3-6
Washington State	W 6-2
at Portland Beavers (ex.)	W 3-2
Western Oregon	W 7-1
Southern Oregon	W 10-0
Oregon	L 4-11
at Oregon	W 7-3
at Oregon	W 7-5
at Washington State	W 12-0
at Washington State	W 9-8
at Washington State	L 3-12
at Washington State	L 2-8
at Portland	W 12-1
at George Fox	W 23-1
at Washington	W 11-5
Washington	W 14-12
Washington	W 10-2
Washington	L 4-14
at Western Oregon	W 6-2
at Oregon	L 8-10
Oregon	W 8-3
Oregon	W 8-6

1982

Head coach: Jack Riley
(29-15 overall, 16-8 Northern Division; 1st place)

vs. Eastern Washington	L 3-4
at Lewis-Clark State	W 15-7
vs. Washington State	L 9-13
at Lewis-Clark State	W 10-4
at Pacific (Ore.)	W 3-1
at Oregon Tech	W 15-3
at Oregon Tech	W 14-6
at St. Mary's (Calif.)	L 3-5
at Santa Clara	W 5-1
at Pacific (Calif.)	W 5-1
vs. Cal-Santa Barbara	L 6-8
at San Jose State	L 0-7
at San Jose State	W 9-2
Western Oregon	W 19-2
Portland State	W 5-4
at Portland State	W 9-2
Eastern Washington	W 3-1
Eastern Washington	L 3-4
at Washington State	L 3-4
at Washington State	W 13-12
at Gonzaga	W 6-5
at Gonzaga	L 7-11
Southern Oregon	W 14-5
at Portland State	W 5-4
Western Oregon	W 12-1
Washington	W 5-2
Washington	W 6-1
Portland	W 3-1
Portland	W 8-1
at Western Oregon	W 12-4
Willamette	W 5-4
at Portland	W 3-1
at Portland	L 2-4
at Washington	W 7-5
at Washington	L 5-13
Gonzaga	L 3-6
Gonzaga	W 10-9
Washington State	W 11-5
Washington State	W 7-6
Portland State	W 13-1
at Eastern Washington	L 1-2
at Eastern Washington	L 3-7
at Stanford	L 6-15



Oregon State celebrated its second straight pennant in 1983

at Stanford	L 4-15
-------------	--------

1983

Head coach: Jack Riley
(27-17 overall, 17-7 Northern Division; 1st place)

vs. Washington State	L 6-8
at Lewis-Clark State	L 7-21
vs. Washington State	L 0-12
at Santa Clara	W 6-4
at San Jose State	L 4-5
at San Jose State	L 8-10
at San Jose State	W 7-3
at Oregon Tech	W 19-5
at Oregon Tech	W 15-0
vs. Washington	W 12-3
Linfield	W 13-1
Portland State	L 7-10
at Portland State	L 3-5
Western Oregon	W 8-0
Willamette	W 7-5
Portland State	W 11-5
at Washington State	L 3-6
at Washington State	L 5-6

at Lewis-Clark State	L 4-12
Willamette	W 9-1
at Western Oregon	L 10-11
Gonzaga	W 3-2
Gonzaga	W 9-3
Eastern Washington	W 8-5
Eastern Washington	L 6-7
at Linfield	L 9-13
at Portland	W 10-1
at Portland	W 2-1
at Washington	W 6-5
at Washington	L 3-7
Lewis & Clark	W 22-0
Washington	W 8-2
Washington	L 3-7
Portland	W 5-4
Portland	W 9-4
at Eastern Washington	W 6-0
at Eastern Washington	W 13-5
at Gonzaga	W 10-1
at Gonzaga	W 10-6
at Portland State	W 4-3
Washington State	W 2-1
Washington State	W 14-5

at Stanford	L 0-14
vs. Cal-Santa Barbara	L 3-7

1984

Head coach: Jack Riley
(22-23 overall, 11-11 Northern Division; 4th place)

vs. Cal State-Sacramento	W 4-1
vs. Cal State-Sacramento	W 9-1
at Fresno State	L 1-9
vs. Southwestern Louisiana	L 6-8
vs. Cal-Santa Barbara	W 6-5
vs. Brigham Young	L 5-6
vs. Washington	W 3-1
vs. Cal-Santa Barbara	W 6-4
vs. Oral Roberts	L 0-6
vs. Seton Hall	W 5-3
vs. Cal State-Fullerton	L 5-14
vs. Brigham Young	L 1-3
vs. San Diego State	L 7-12
at Cal-Riverside	L 2-15
vs. Washington State	L 7-8
at Portland	W 4-3
Portland	L 4-12

Linfield	W 11-2
at Eastern Washington	W 5-3
at Eastern Washington	W 6-4
at Washington State	L 2-5
at Washington State	W 11-5
Western Oregon	W 13-4
Lewis-Clark State	L 4-14
Portland State	L 0-2
Portland State	L 3-5
Washington	W 9-1
Washington	W 6-4
Willamette	W 13-5
at Portland	L 4-6
at Washington	W 4-3
at Washington	L 0-7
Washington State	L 1-2
Washington State	W 7-2
Eastern Washington	W 6-2
Eastern Washington	L 3-5
Portland	W 4-1
at Gonzaga	L 1-8
at Gonzaga	L 6-15
at Portland State	L 0-1
at Portland State	W 3-2
at Portland State	W 4-2
vs. Washington State	L 4-7
vs. Eastern Washington	W 3-2
vs. Washington State	L 2-7

1985

Head coach: Jack Riley
(34-17 overall, 12-12 Northern Division; 3rd place tie; fina national ranking No. 29 Collegiate Baseball)

at Chico State	L 4-10
at Chico State	W 9-8
at Chico State	W 36-12
Pacific (Ore.)	W 7-0
Western Oregon	W 26-4
Western Oregon	W 5-0
Western Oregon	L 6-7
at Cal-Riverside	L 6-9
vs. San Diego State	W 4-3
vs. Missouri	W 11-10
vs. Arizona State	W 13-2
at Cal-Riverside	W 5-3
vs. Harvard	W 13-10
vs. Air Force	W 14-6
vs. UCLA	W 14-6
vs. San Diego State	W 6-5
Portland	W 2-1
Willamette	W 3-1
at Portland	L 0-4
Eastern Washington	W 4-3
Eastern Washington	W 9-6
Portland	W 9-1
Oregon Tech	W 4-0
at Washington State	L 7-8
at Washington State	W 9-8
at Gonzaga	L 3-5
at Gonzaga	L 2-9
Linfield	W 11-3
at Portland State	W 5-1
at Portland State	L 2-5
at Washington	L 3-5
at Washington	W 5-2
at Willamette	W 13-4
Washington	W 7-4
Washington	L 6-11
Portland State	L 9-14
Portland State	L 5-15
at Linfield	W 6-4
Gonzaga	W 8-4
Gonzaga	W 15-8
Washington State	W 12-1
Washington State	L 4-8
at Western Oregon	W 12-0
at Portland	L 2-3
at Eastern Washington	W 9-6
at Eastern Washington	L 2-4
vs. Washington State	W 8-7
vs. Washington	W 5-2
vs. Washington State	W 4-2
at Stanford	L 3-17



The crash of a radio-controlled airplane disrupted a 1992 game



2007 OREGON STATE BASEBALL




Division; 2nd place)

George Fox	W	15-3
at McNeese State	L	5-6
vs. Oklahoma State	L	4-5
at Southwestern Louisiana	W	8-7
vs. Tulane	L	5-6
vs. Oklahoma State	L	1-12
at Portland State	L	3-4
Portland State	W	22-7
at Cal State-Sacramento	L	6-8
at Fresno State	L	1-3
at Fresno State	W	5-2
at Fresno State	W	5-2
at Cal-Riverside	L	1-2
vs. Brigham Young	L	1-5
vs. Lafayette	W	11-5
vs. New Mexico	W	5-4
vs. Washington	W	7-5
Portland	L	0-2
at Portland State	L	1-7
at Portland State	L	0-6
at Washington	L	1-3
at Washington	W	7-5
Willamette	W	8-0
Western Oregon	W	5-4
Gonzaga	W	6-0
Gonzaga	W	8-0
Washington State	W	1-0
Washington State	L	4-9
Concordia	W	8-0
at George Fox	W	6-1
at Portland	L	0-13
at Portland	W	9-7
Linfield	W	4-3
at Washington State	L	2-6
at Washington State	L	6-8
at Gonzaga	W	9-2
at Gonzaga	W	14-2
at Western Oregon	W	6-0
Portland	W	12-11
at Portland	W	12-8
Washington	W	5-2
Washington	W	4-0
Portland State	W	3-0
Portland State	L	5-8
vs. Portland	L	4-13
vs. Washington	W	16-14
vs. Washington State	W	9-8
vs. Portland	L	5-8

1992

Head coach: Jack Riley
(23-30 overall, 10-20 Northern
Division; 6th place)

Concordia	W	17-2
Lewis & Clark	W	15-4
vs. Northwestern	L	1-10
at Nevada-Las Vegas	L	6-9
vs. Southern Utah	W	8-2
vs. Northwestern	L	2-5
vs. Southern Utah	W	10-1
Western Oregon	W	8-0
vs. Evansville	W	6-5
at Central Florida	L	5-6
vs. Illinois-Chicago	W	10-6
vs. Evansville	L	5-6
at Central Florida	W	5-4
vs. Illinois-Chicago	W	7-5
at Cal State-Sacramento	W	14-6
at Cal State-Sacramento	L	3-4
at Cal State-Sacramento	L	3-6
vs. Nevada	L	5-7
George Fox	L	1-4
at Gonzaga	W	3-0
at Gonzaga	L	1-6
at Gonzaga	L	1-7
Willamette	W	14-2
at Portland	L	7-12
Washington State	L	4-6
Washington State	L	7-8
Washington State	W	6-3
Portland	L	6-7
Portland State	L	3-6
at Portland State	W	3-1



OSU began 1998 at the Florida Marlins' spring training park

at Portland State	L	4-5
at Linfield	L	3-5
at Portland	W	7-3
at Washington	L	1-2
at Washington	L	3-7
at Washington	L	1-4
at George Fox	W	5-2
at Washington State	W	7-4
at Washington State	L	6-7
at Washington State	W	5-4
Linfield	W	7-5
at Portland	L	3-7
at Portland State	L	5-6
Portland State	W	2-0
Portland State	L	4-9
Portland	W	17-13
Portland	L	7-14
Washington	W	7-6
Washington	L	7-8
Washington	L	6-20
Gonzaga	W	7-3
Gonzaga	L	1-3
Gonzaga	L	5-8

1993

Head coach: Jack Riley
(31-18 overall, 20-10 Northern
Division; 2nd place)

vs. California	L	1-10
at Cal State-Sacramento	W	8-6
vs. Cal-Santa Barbara	W	11-8
at Cal State-Sacramento	L	9-10
Western Oregon	W	8-3
Linfield	W	5-1

Eastern Oregon	W	11-0
Willamette	W	16-6
George Fox	W	14-1
vs. Utah	L	3-7
at San Jose State	W	5-1
vs. Cal State-Sacramento	W	7-1
vs. Utah	W	5-1
at Texas Christian	W	2-0
at Texas Christian	L	4-5
at Texas-Arlington	L	9-13
at Oklahoma	L	13-14
at Oklahoma	L	9-20
vs. SW Missouri State	W	17-3
at Oklahoma	L	9-10
Gonzaga	W	13-0
Gonzaga	W	17-3
at Portland	W	4-1
Portland	W	8-3
at Washington State	W	9-2
at Washington State	L	5-11
at Washington State	L	7-8
Portland	W	5-0
vs. Washington	L	1-4
vs. Washington	L	0-5
vs. Washington	W	4-0
Portland	W	5-0
at Portland State	W	10-0
at Portland State	W	5-3
at Gonzaga	W	10-8
at Gonzaga	W	11-3
at Gonzaga	L	2-9
at Gonzaga	W	6-4
at Portland	W	16-3
Portland State	W	13-5
Portland State	L	4-6

at Portland State	L	1-2
at Portland State	L	4-9
Portland	W	3-1
Washington	W	2-1
Washington	L	4-5
Washington	L	6-9
Washington State	W	9-0
Washington State	W	3-2

1994

Head coach: Jack Riley
(35-16 overall, 22-8 Northern
Division; 1st place)

Western Oregon	W	2-1
Lewis & Clark	W	5-0
Pacific (Ore.)	W	10-3
vs. Portland	L	2-5
at Cal State-Sacramento	W	5-0
at Cal State-Sacramento	W	10-3
vs. Portland	W	8-5
at Western Oregon	W	11-0
George Fox	W	8-3
vs. Maine	W	18-2
vs. Portland	L	0-3
at San Jose State	L	0-3
vs. Maine	W	8-3
Willamette	W	7-4
vs. Clemson	W	9-2
at Hawaii	L	7-4
vs. Grand Canyon	L	2-4
vs. Lewis-Clark State	W	2-0
vs. Washington	W	12-2
at Hawaii	L	4-13
vs. Lewis-Clark State	L	0-1

at Portland State	W	6-5
Gonzaga	W	2-1
Gonzaga	W	5-3
Gonzaga	W	5-2
at Washington State	W	9-5
at Washington State	W	4-3
at Washington State	W	7-1
Portland	L	1-10
Portland	W	4-0
at Portland	W	12-1
Portland State	L	1-6
Washington	L	0-2
Washington	L	1-19
Washington	W	3-1
at Portland State	L	1-8
at Washington	W	5-3
at Washington	L	2-5
at Washington	L	6-9
Portland State	W	2-1
at Portland	W	4-2
at Portland	L	12-13
Portland	W	4-2
Portland State	W	11-6
Canada Baseball Inst. (ex.)	L	1-2
Washington State	W	3-0
Washington State	W	4-2
Washington State	W	6-1
at Gonzaga	W	3-2
at Gonzaga	W	12-3
at Gonzaga	W	9-2

1995

Head coach: Pat Casey
(25-24-1 overall, 14-16 Northern
Division; 4th place tie)

Western Oregon	W	4-3
Concordia	W	16-2
Eastern Oregon	W	3-0
Willamette	W	10-6
George Fox	W	4-0
at Western Oregon	L	3-6
vs. Michigan State	L	2-12
vs. Michigan State	W	11-10
at New Mexico State	W	13-10
at New Mexico State	L	11-12
at New Mexico State	W	7-4
vs. Arkansas	L	4-5
at San Jose State	T	6-6
vs. Santa Clara	L	4-6
vs. Santa Clara	L	8-9
at Gonzaga	L	5-6
vs. Lewis-Clark State	L	3-13
vs. Portland	W	5-4
vs. Brigham Young	W	19-3
Gonzaga	W	5-4
Gonzaga	L	1-7
Gonzaga	W	6-5
at Gonzaga	W	1-0
at Gonzaga	L	1-2
at Gonzaga	W	8-4
at Portland State	L	3-6
at Portland State	L	2-5
Washington State	L	4-5
Washington State	W	5-4
at Portland	W	7-4
at Portland	L	7-8
Portland	L	7-8
at Portland State	L	5-6
at Washington	L	3-5
at Washington	L	0-1
at Washington	L	0-2
Portland State	L	1-5
Portland State	W	13-4
Washington	W	2-1
Washington	W	9-2
Washington	W	6-5
Portland State	W	4-2
at Portland	W	3-2
Portland	L	4-9
Portland	W	10-5
Linfield	W	7-5
at Washington State	L	1-3
at Washington State	L	5-14



Athletic director Mitch Barnhart, John Goss and Pat Casey at the groundbreaking for Goss Stadium at Coleman Field in 1998



2007 OREGON STATE BASEBALL



vs. Kansas State	L 16-2
at Fresno State	L 1-4
at Fresno State	L 4-9
at Fresno State	L 0-8
vs. West Virginia	W 9-6
vs. Nevada	W 9-5
vs. Santa Clara	L 10-12
at Nevada-Las Vegas	W 4-3
vs. Cal State-Northridge	W 13-10
at Washington	W 13-9
at Washington	W 27-4
Western Oregon	W 9-5
Washington State	W 8-3
Washington State	W 14-2
Washington State	L 6-11
vs. Ohio State	W 13-0
at Texas A&M	L 0-3
vs. Central Michigan	L 3-4
vs. Ohio State	L 3-8
vs. Central Michigan	W 5-3
at Texas A&M	W 6-1
Cal State-Northridge	W 10-9
Cal State-Northridge	L 7-9
Cal State-Northridge	W 9-3
Cal State-Northridge	W 11-8
UCLA	L 1-3
UCLA	L 10-18
UCLA	L 5-9
Portland	L 10-13
at Arizona State	L 0-1
at Arizona State	W 11-3
at Arizona State	L 7-8
at Portland	W 13-5
Arizona	W 6-3
Arizona	W 10-4
Arizona	L 5-10
Concordia	W 13-5
at California	W 12-4
at California	L 9-15
at California	W 8-5
Portland	W 11-4
Washington	W 6-3
Washington	L 3-8
Washington	W 11-10
Stanford	L 6-10
Stanford	W 5-2
Stanford	L 5-7
at Southern California	L 1-12
at Southern California	L 7-16
at Southern California	L 3-16
at Washington State	L 9-10
at Washington State	W 4-3
at Washington State	L 9-16

2001

Head coach: Pat Casey
(31-24 overall, 11-13 Pacific-10; 6th place)

at Cal State-Northridge	L 7-17
at Cal State-Northridge	L 11-15
at Cal State-Northridge	L 10-20
at San Diego State	W 8-7
vs. Texas Tech	W 5-4
vs. Cal-Riverside	W 18-10
vs. Oklahoma	W 10-8
vs. Clemson	L 5-9
vs. Clemson	W 10-9
at Nevada-Las Vegas	W 11-9
vs. Clemson	L 2-13
Portland	W 9-0
San Francisco	L 2-3
San Francisco	W 6-5
San Francisco	L 3-4
Washington	L 7-10
Washington	W 17-3
vs. Washington State	W 6-3
vs. Washington State	W 11-10
vs. Washington State	L 7-8
Gonzaga	W 12-6
Gonzaga	W 10-9
Minnesota	W 6-5
Minnesota	W 4-1
Minnesota	W 12-2
Arizona State	L 2-10



The 'O-State Ballaz' performed at the student-athlete talent show to raise money for tsunami relief in 2005

Arizona State	W 4-1
Arizona State	W 12-2
at Arizona	L 2-5
at Arizona	W 8-0
at Arizona	L 6-13
California	W 6-5
California	W 10-1
California	L 1-12
at Stanford	L 1-4
at Stanford	L 1-8
at Stanford	L 5-22
Concordia	W 11-2
Washington State	W 14-5
Washington State	W 10-9
Washington State	W 8-7
at Portland	W 10-9
Portland	W 13-6
at Hawaii	L 3-7
at Hawaii	W 18-7
at Hawaii	L 9-12
at Washington	L 4-11
at Washington	W 9-1
at Washington	L 1-3
at UCLA	L 3-5
at UCLA	L 6-7
at UCLA	W 11-8
Southern California	L 3-7
Southern California	W 6-0
Southern California	L 0-1

2002

Head coach: Pat Casey
(31-23 overall, 10-14 Pacific-10; 6th place)

at Arizona State	L 5-13
vs. Oral Roberts	W 10-9
vs. Southern Utah	W 7-1
at San Diego	L 2-6
at San Diego	L 2-4
at San Diego	L 2-8
vs. Western Kentucky	W 6-2
at Portland	L 4-5
vs. Michigan	W 10-4
at California-Riverside	L 4-21
vs. San Francisco	W 9-6
vs. Michigan	W 13-2
Gonzaga	W 11-9
Gonzaga	W 9-8
Gonzaga	L 3-8
at Nevada	W 7-5
at Nevada	W 11-8
Washington State	W 9-1
Washington State	W 5-4
Washington State	W 6-5
Cal State-Northridge	L 3-4
Cal State-Northridge	L 4-10
Cal State-Northridge	W 14-3


Portland	W 5-2
Arizona	L 9-13
Arizona	W 2-1
Arizona	W 5-0
Portland	W 11-1
at Southern California	L 2-9
at Southern California	W 13-3
at Southern California	L 0-7
Hawai'i-Hilo	W 10-2
Hawai'i-Hilo	W 11-9
Hawai'i-Hilo	W 21-3
Hawai'i-Hilo	W 11-0
UCLA	W 9-8
UCLA	L 1-6
UCLA	L 7-9
at Portland	W 11-4
Stanford	W 3-1
Stanford	W 4-3
Stanford	L 0-13
at Washington State	W 18-1
at Washington State	W 10-6
at Washington State	W 22-21
at California	L 7-13
at California	L 1-2
at California	L 3-8
Washington	L 5-6
Washington	L 3-13
Washington	W 5-3
at Arizona State	L 7-13

at Arizona State	L 8-9
at Arizona State	L 2-5

2003

Head coach: Pat Casey
(25-28 overall, 7-17 Pacific-10; 8th place tie)

at California-Riverside	L 6-9
at California-Riverside	W 8-6
at California-Riverside	L 2-10
vs. Oklahoma State	W 4-0
vs. Gonzaga	W 5-1
vs. Arizona State	L 4-9
vs. New Mexico	W 18-16
vs. New Mexico State	L 7-15
vs. New Mexico	L 7-14
vs. New Mexico State	W 16-14
vs. Cal State-Northridge	W 10-6
vs. San Diego State	W 10-6
vs. Cal State-Northridge	L 8-10
vs. San Diego	L 9-10
at Portland	W 13-6
at Portland	W 9-0
Washington	L 5-9
Washington	L 5-9
vs. Washington State	L 6-8
vs. Washington State	W 4-0
California-Santa Barbara	L 4-5
California-Santa Barbara	W 4-3
California-Santa Barbara	W 6-4
California	W 8-6
California	L 6-8
California	L 13-19
at Portland	W 18-6
at Washington	L 4-10
at Washington	L 8-9
at Washington	W 6-5
Portland	W 10-1
Washington State	L 6-10
Washington State	W 11-3
Washington State	L 7-11
at Stanford	L 2-5
at Stanford	W 8-7
at Stanford	L 0-10
at Portland	W 14-4
Southern California	L 3-4
Southern California	L 2-3
Southern California	L 2-12
at UCLA	L 7-8
at UCLA	L 9-10
at UCLA	W 7-6
Concordia	W 13-2
George Fox	W 4-0
Arizona State	L 4-14
Arizona State	W 6-1
Arizona State	L 7-12
at Arizona	L 6-20
at Arizona	L 4-9
at Arizona	W 13-12
Portland	W 4-3






2004

Head coach: Pat Casey
(31-22 overall, 10-14 Pacific-10; 6th place tie)

vs. Utah	W 8-6
vs. Gonzaga	W 8-6
vs. Cal State-Northridge	W 3-2
at Texas-Arlington	W 7-0
vs. Arkansas-Little Rock	W 8-3
vs. SW Missouri State	W 5-4
at California-Riverside	W 16-3
vs. Cal State-Sacramento	L 3-10
vs. Washington	W 13-8
vs. Citadel	L 6-7
at Hawai'i	L 1-10
vs. Chicago State	W 15-3
vs. Citadel	W 3-2
at Hawai'i	L 3-7
Gonzaga	W 12-2
Gonzaga	W 15-3
Gonzaga	W 12-2
Gonzaga	L 5-10
Utah Valley State	W 11-5



In 2005, Oregon State won the Pacific-10 title and made its first trip to the College World Series in over a half-century



Utah Valley State	W 7-0
Utah Valley State	L 4-5
at California	W 15-5
at California	L 5-11
at California	W 14-3
at Portland	W 25-4
Arizona	L 3-4
Arizona	L 7-14
Arizona	W 6-5
Stanford	L 8-11
Stanford	W 5-4
Stanford	L 4-16
at Washington	W 7-4
at Washington	W 6-4
at Cal State-Sacramento	W 7-2
at Cal State-Sacramento	W 9-1
at Cal State-Sacramento	W 12-6
at Southern California	L 4-8
at Southern California	W 4-3
at Southern California	W 8-4
Washington	W 7-3
Washington	L 14-26
Washington	L 5-8
at Portland	L 2-6
at Arizona State	L 3-9
at Arizona State	L 1-3
at Arizona State	L 4-8
Portland	L 1-3
Portland	W 16-3
at Washington State	W 3-2
at Washington State	L 2-4
at Washington State	W 5-3
UCLA	W 3-2
UCLA	L 2-12
UCLA	L 6-11

2005

Head coach: Pat Casey
(46-12 overall, 19-5 Pacific-10; 1st place; final national rankings, No. 7 USA Today/ESPN coaches poll, No. 7 Collegiate Baseball, No. 7 Baseball America, No. 7 National Collegiate Baseball Writers Association)

vs. New Mexico State	W 19-0
vs. Gonzaga	L 1-3
vs. New Mexico State	W 11-2
at Arizona State	W 12-6
Portland	W 6-4
vs. California-Davis	W 8-0
at San Diego	W 3-2
at California-Santa Barbara	W 4-2
at California-Santa Barbara	W 6-4
at California-Santa Barbara	W 5-3
California-Riverside	L 2-3
California-Riverside	W 5-2
California-Riverside	W 7-2
vs. Cal State-Northridge	W 4-1
at Pepperdine	L 4-9
vs. Winthrop	W 8-2
Cal State-Sacramento	W 8-2
Cal State-Sacramento	W 7-4
Cal State-Sacramento	W 9-3
at Portland	W 7-5
Dallas Baptist	L 7-17
Dallas Baptist	W 7-2
Dallas Baptist	W 11-3
Brigham Young	W 12-5
Brigham Young	W 11-6
California	W 11-1
California	W 5-2
California	W 4-2
at Stanford	W 9-7
at Stanford	W 11-10
at Stanford	L 3-4
at Arizona	L 5-7
at Arizona	W 17-1
at Arizona	L 6-7
Washington State	W 5-4
Washington State	W 8-1
Washington State	W 7-6
Arizona State	W 6-5
Arizona State	L 1-3



A trip to play Pepperdine in 2006 resulted in a number of Beavers getting a chance meeting with slugger Barry Bonds

Arizona State	W 5-1	national rankings, No. 1 USA Today/ESPN coaches poll, No. 1 Collegiate Baseball, No. 1 Baseball America, No. 1 National Collegiate Baseball Writers Association)	Utah Valley State	W 9-4
Portland	W 6-2	vs. Nevada	Utah Valley State	W 13-6
at UCLA	W 3-1	vs. Arizona State	at Pacific (Calif.)	W 6-4
at UCLA	W 10-4	vs. Gonzaga	vs. San Francisco	L 2-8
at UCLA	W 16-3	at Pepperdine	Texas-Pan American	W 5-4
at Washington	W 7-0	at Pepperdine	Texas-Pan American	W 9-1
at Washington	W 10-4	at Pepperdine	Texas-Pan American	W 14-1
at Washington	W 3-1	at Pepperdine	Arizona	W 10-5
Southern California	W 5-4	at Pepperdine	Arizona	W 10-2
Southern California	W 10-7	at Pepperdine	Arizona	L 1-8
Southern California	L 2-12	at Pepperdine	at Portland	W 14-9
Ohio State	W 4-3	vs. Brigham Young	Stanford	W 3-0
St. John's (N.Y.)	W 11-1	at California-Davis	Stanford	W 1-0
St. John's (N.Y.)	W 19-3	at Cal State-Sacramento	Stanford	W 12-1
Southern California	W 10-4	vs. St. Mary's (Calif.)	at California	W 5-2
Southern California	L 8-9	Nevada	at California	W 5-2
Southern California	W 10-8	Nevada	at California	W 9-7
vs. Tulane	L 1-3	Nevada	Portland	L 13-20
vs. Baylor	L 3-4	Portland	Cal Poly	W 3-0
		at New Mexico	New Mexico	W 16-1
		at New Mexico	Cal Poly	W 8-4
		at Southern California	New Mexico	W 8-2
		at Southern California	Washington	L 4-6
		at Southern California	Washington	W 5-3
		Utah Valley State	Washington	W 7-1

2006

Head coach: Pat Casey
(50-16 overall, 16-7 Pacific-10; 1st place; NCAA champion; final



OSU's national championship in 2006 prompted Oregon's delegation to introduce resolutions in the U.S. Congress; here, head coach Pat Casey receives a framed copy from Sen. Ron Wyden

at Arizona State	L 3-10
at Arizona State	L 3-6
at Arizona State	W 9-8
at Washington State	W 16-1
at Washington State	W 10-2
at Washington State	W 13-3
UCLA	W 9-2
UCLA	L 1-3
Wright State	W 5-3
Kansas	W 11-3
Hawai'i	W 12-3
Stanford	W 4-3
Stanford	W 15-0
vs. Miami (Fla.)	L 1-11
vs. Georgia	W 5-3
vs. Miami (Fla.)	W 8-1
vs. Rice	W 5-0
vs. Rice	W 2-0
vs. North Carolina	L 3-4
vs. North Carolina	W 11-7
vs. North Carolina	W 3-2