





C.J. ANDERSON

22

RUNNING BACK



5-8 • 224 • 2ND • CALIFORNIA

BORN: Feb. 10, 1991, in Vallejo, Calif.

HIGH SCHOOL: Bethel High School, Vallejo, Calif.

ACQUIRED: College Free Agent, 2013

NFL YEAR: 2nd • **YEAR WITH BRONCOS:** 2nd

NFL GAMES PLAYED/STARTED: 5/0 • **POSTSEASON GP/GS:** 1/0

ANDERSON AT A GLANCE:

- A second-year player who made the Broncos' roster as a college free agent in 2013 and appeared five regular-season games as well as Super Bowl XLVIII.
- Finished his rookie season with seven carries for 38 yards (5.4 avg.) while contributing in 22 offensive plays and 36 special-teams snaps for Denver.
- Totaled 69 rushing yards on 15 carries (4.6 avg.) in the Broncos' preseason opener at San Francisco (8/8/13) before injuring his knee the following week during training camp and missing the next 10 games.
- Saw action in all 25 games (2 starts) in two seasons at the University of California-Berkeley and rushed for 1,135 yards and 12 touchdowns on 198 carries (5.7 avg.) after transferring from Laney College.
- Entered the NFL with Denver as a college free agent on May 1, 2013.

CAREER TRANSACTIONS: Signed by Denver as a college free agent 5/1/13.



2013: Anderson, who entered the NFL with Denver as a college free agent on May 1, appeared in five regular-season games, finishing his rookie season with 38 yards rushing on seven carries (5.4 avg.)... Missed the final three preseason games and the first seven contests of the regular season with a knee injury sustained during training camp... Made his NFL debut and posted 22 yards on four attempts (5.5 avg.) vs. Was. (10/27)... Rushed twice for nine yards (4.5 avg.) and caught his first career pass for 14 yards in Super Bowl XLVIII vs. Sea. (2/2).

COLLEGE: Anderson appeared in all 25 games (2 starts) in two seasons at the University of California-Berkeley after transferring from Laney College... Rushed for 1,135 yards and 12 touchdowns on 198 carries (5.7 avg.) for the Golden Bears and added 22 receptions for 350 yards and two scores... Totaled 126 rushes for 790 yards (6.3 avg.) and four touchdowns as a senior while topping the 100-yard mark on three occasions... Earned first-team All-America honors and led the NorCal Conference in rushing during his final season at Laney College in 2010, racking up 1,644 yards and 13 touchdowns on 206 attempts (8.0 avg.).

PERSONAL: Anderson attended Bethel High School in Vallejo, Calif., where he rushed for nearly 4,000 yards during his prep career and led his team to four consecutive playoff appearances... Majored in interdisciplinary studies at Cal... Cortelle Javon Anderson was born on Feb. 10, 1991.

ANDERSON'S REGULAR SEASON RECORD

Year	Club	RUSHING							RECEIVING				SCORING							
		G	S	No.	Yds.	Avg.	LG	TD	No.	Yds.	Avg.	LG	TD	TD	TDr	Tdp	TDrT	2pt	Pts.	
2013	Denver	5	0	7	38	5.4	11	0	0	0	0.0	—	0	0	0	0	0	0	0	0
CAREER TOTALS		5	0	7	38	5.4	11	0	0	0	0.0	—	0	0	0	0	0	0	0	0

ANDERSON'S POSTSEASON RECORD

Year	Club	RUSHING							RECEIVING				SCORING							
		G	S	No.	Yds.	Avg.	LG	TD	No.	Yds.	Avg.	LG	TD	TD	TDr	Tdp	TDrT	2pt	Pts.	
2013	Denver	1	0	2	9	4.5	6	0	1	14	14.0	14	0	0	0	0	0	0	0	0
CAREER TOTALS		1	0	2	9	4.5	6	0	1	14	14.0	14	0	0	0	0	0	0	0	0

ANDERSON'S SINGLE-GAME HIGHS

(Postseason in parentheses)


Rushes — 4 vs. Washington, 10/27/13 (2 vs. Seattle, 2/2/14). **Rushing yards** — 22 vs. Washington, 10/27/13 (9 vs. Seattle, 2/2/14). **Longest rush** — 11 vs. Washington, 10/27/13 (6 vs. Seattle, 2/2/14). **Rushing touchdowns** — None (none). **Receptions** — None (1 vs. Seattle 2/2/14). **Receiving yards** — None (14 vs. Seattle, 2/2/14). **Longest reception** — None (14 vs. Seattle, 2/2/14). **Receiving touchdowns** — None (none).

C.J. ANDERSON'S CAREER GAME-BY-GAME

(Victories asterisked)

2013 DENVER (13-3)		RUSHING					RECEIVING					SCORING		
Date	Opponent	P/S	No.	Yds.	Avg.	LG	TD	No.	Yds.	Avg.	LG	TD	2pt.	Pts.
Games 1-7						INACTIVE								
Oct 27	vs. Washington*	P	4	22	5.5	11	0	0	0	0.0	—	0	0	0
Nov 10	at San Diego*	P	0	0	0.0	—	0	0	0	0.0	—	0	0	0
Nov 17	vs. Kansas City*	P	0	0	0.0	—	0	0	0	0.0	—	0	0	0
Nov 24	at New England	P	3	16	5.3	6	0	0	0	0.0	—	0	0	0
Dec 1	at Kansas City*					INACTIVE								
Dec 8	vs. Tennessee*	P	0	0	0.0	—	0	0	0	0.0	—	0	0	0
Games 14-16						INACTIVE								
Regular Season Totals		5/0	7	38	5.4	11	0	0	0	0.0	—	0	0	0
Jan 12	vs. San Diego*†					DID NOT PLAY								
Jan 19	vs. New England*‡					DID NOT PLAY								
Feb 2	vs. Seattle§	P	2	9	4.5	6	0	1	14	14.0	14	0	0	0
Postseason Totals		1/0	2	9	4.5	6	0	1	14	14.0	14	0	0	0

†AFC Divisional Playoff Game; ‡AFC Championship Game; §Super Bowl XLVIII



MARVIN AUSTIN

76

DEFENSIVE TACKLE

6-2 • 312 • 4TH YR. • NORTH CAROLINA

BORN: Jan. 1, 1989, in Washington D.C.

HIGH SCHOOL: Ballou High School, Washington D.C.

ACQUIRED: Free Agent, 2014

NFL YEAR: 4th • **YEAR WITH BRONCOS:** 1st

NFL GAMES PLAYED/STARTED: 11/0



AUSTIN AT A GLANCE:

- A fourth-year defensive tackle who appeared in 11 games during his first three NFL seasons with the N.Y. Giants (2011-12), Miami (2013) and Dallas (2013).
- Saw action in a career-best eight games for the Giants in 2012 and totaled five tackles (3 solo) while playing on defense and special teams.
- Spent his rookie season with the Giants on injured reserve after tearing his left pectoral in a preseason game vs. Chicago (8/22/11).
- Started 25-of-38 career games at the University of North Carolina, where he earned second-team All-Atlantic Coast Conference recognition following his junior campaign.
- Joined the Broncos as a free agent on May 5, 2014.
- Selected by the N.Y. Giants in the second round (52nd overall) of the 2011 NFL Draft.

CAREER TRANSACTIONS: Signed by N.Y. Giants as a draft choice 7/29/11; Placed on injured reserve (pectoral) by N.Y. Giants 8/30/11; Waived by N.Y. Giants 8/31/13; Signed by Miami 9/24/13; Waived by Miami 10/15/13; Signed by Dallas 10/21/13; Waived by Dallas 11/5/13; Signed by Denver 5/5/14.



2013: Austin appeared in three games (0 starts) and totaled two solo tackles for Miami and Dallas after being waived by the Giants at the end of the preseason... Signed by Miami on Sept. 24 and made his debut with the Dolphins at N.O. (9/30), contributing one tackle on defense... Waived by Miami on Oct. 15 and signed by Dallas on Oct. 21... Recorded a tackle in his only appearance for the Cowboys at Det. (10/27)... Inactive vs. Min. (11/3) before being waived by Dallas on Nov. 5.

2012: Austin played eight games (0 starts) for the Giants on defense and special teams and registered five tackles (3 solo)... Made his NFL debut at Car. (9/20).

2011: Spent the 2011 season on injured reserve (pectoral).

2010: Selected by the N.Y. Giants in the second round (52nd overall) of the 2011 NFL Draft, Austin spent his rookie season on injured reserve after tearing his pectoral during the preseason.

COLLEGE: Austin saw action in 38 games (25 starts) at North Carolina and totaled 106 career tackles (59 solo), nine sacks (76 yds.), one interception (23 yds.), one forced fumble and one fumble recovery... Earned second-team All-Atlantic Coast Conference honors following his junior season in 2009 after tallying 42 tackles (22 solo) and four sacks (40 yds.) for the Tar Heels.

PERSONAL: Austin graduated from Ballou High School in Washington D.C., where he was the consensus No. 1 defensive tackle in the nation after recording 85 tackles and 17 sacks as a senior... Began his prep career at Coolidge High School in Washington D.C., totaling 12 sacks as a junior... Marvin Austin was born on Jan. 1, 1989.

AUSTIN'S REGULAR SEASON RECORD

Year	Club	G	S	UT	A	TT	S-Yds.	I-Yds.	PD	FF	FR	TD-Int.	TD-FR	S	Pts.	
2011	N.Y. Giants						INJURED RESERVE									
2012	N.Y. Giants	8	0	3	2	5	0-0	0-0	0	0	0	0	0	0	0	0
2013	Mia./Dal.	3	0	2	0	2	0-0	0-0	0	0	0	0	0	0	0	0
CAREER TOTALS		11	0	5	2	7	0-0	0-0	0	0	0	0	0	0	0	0

MARVIN AUSTIN'S CAREER GAME-BY-GAME

(Victories asterisked)

2012 N.Y. GIANTS (9-7)		TACKLES									
Date	Opponent	P/S	UT	A	TT	S-Yds.	I-Yds.	PD	FF	FR	
Sep 5	vs. Dallas					INACTIVE					
Sep 16	vs. Tampa Bay*					DID NOT PLAY					
Sep 20	at Carolina*	P	0	0	0	0-0	0-0	0	0	0	
Sep 30	at Philadelphia	P	0	0	0	0-0	0-0	0	0	0	
Oct 7	vs. Cleveland*	P	0	2	2	0-0	0-0	0	0	0	
Oct 14	at San Francisco*	P	0	0	0	0-0	0-0	0	0	0	
Oct 21	vs. Washington*	P	2	0	2	0-0	0-0	0	0	0	
Oct 28	at Dallas*	P	0	0	0	0-0	0-0	0	0	0	
Nov 4	vs. Pittsburgh					DID NOT PLAY					
Games 10-15						INACTIVE					
Dec 30	vs. Philadelphia*	P	1	0	1	0-0	0-0	0	0	0	
Regular Season Totals		8/0	3	2	5	0-0	0-0	0	0	0	

2013 MIA. (8-8) / DAL. (8-8)		TACKLES									
Date	Opponent	P/S	UT	A	TT	S-Yds.	I-Yds.	PD	FF	FR	
Sep 30	at New Orleans	P	1	0	1	0-0	0-0	0	0	0	
Oct 6	vs. Baltimore	P	0	0	0	0-0	0-0	0	0	0	
Oct 27	at Detroit	P	1	0	1	0-0	0-0	0	0	0	
Nov 3	vs. Minnesota*					INACTIVE					
						WAIVED BY DALLAS ON NOV. 5					
Regular Season Totals		3/0	2	0	2	0-0	0-0	0	0	0	



MONTEE BALL

28

RUNNING BACK

5-10 • 215 • 2ND YR. • WISCONSIN

BORN: Dec. 5, 1990, in Wentzville, Mo.

HIGH SCHOOL: Timberland High School, Wentzville, Mo.

ACQUIRED: Draft #2 (58th overall), 2013

NFL YEAR: 2nd • **YEAR WITH BRONCOS:** 2nd

NFL GAMES PLAYED/STARTED: 16/0 • **POSTSEASON GP/GS:** 3/0



BALL AT A GLANCE:

- A second-year running back who saw action in every game as a rookie for the Broncos in 2013 and ranked second on the club with 559 yards and four touchdowns on 120 carries (4.7 avg.) to go along with 20 catches for 145 yards (7.3 avg.).
- Ranked second in the NFL with a 6.5-yard rushing average (52-337) during the last six weeks of the regular season in 2013 while gaining a first down on 21-of-52 attempts during that span.
- Named Pepsi Next Rookie of the Week after registering his first career 100-yard rushing game (13-177) at Kansas City (12/1/13).
- Started 32-of-49 games at the University of Wisconsin and totaled 5,140 rushing yards while setting the NCAA Football Bowl Subdivision career scoring (500 pts.) and rushing touchdown (77) marks.
- Finished his collegiate career as the NCAA FBS active leader in carries (924), rushing yards (5,140), rushing touchdowns (77) and total touchdowns (82).
- Named the 2012 Doak Walker Award winner after finishing sixth in the nation with 130.7 rushing yards per game and earned first-team All-America and All-Big Ten Conference recognition for the second consecutive season.
- Recognized as a finalist for the Heisman Trophy in 2011 after leading the nation with 1,923 rushing yards and tying Barry Sanders' NCAA single-season record with 39 total touchdowns (33 rushing, 6 receiving).
- Selected by the Broncos in the second round (58th overall) of the 2013 NFL Draft.

CAREER TRANSACTIONS: Signed by Denver as a draft choice 6/13/13.

BALL COMES ON STRONG LATE IN ROOKIE SEASON

HIGHEST RUSHING AVERAGE, NFL, WEEKS 12-17, 2013

Player	Att.	Yds.	Avg.
1. Jamaal Charles, K.C.	73	484	6.6
2. Montee Ball, Den.	52	337	6.5
3. Cam Newton, Car.	41	257	6.3
4. LeSean McCoy, Phi.	101	598	5.9
5. James Starks, G.B.	36	205	5.7



2013: Selected by the Broncos in the second round (58th overall) of the 2013 NFL Draft, Ball played all 16 regular-season games and finished second on the team with 559 rushing yards on 120 carries (4.7 avg.) with four touchdowns as a rookie... Also caught 20 passes for 145 yards (7.3 avg.) and ranked fifth on the team with six special-teams tackles... Saw action in all three postseason games, totaling 28 attempts for 96 yards (3.4 avg.) and five receptions for 15 yards (3.0 avg.)... Scored his first career touchdown on a 4-yard run vs. Was. (10/27)... Posted his first multiple-touchdown game with a pair of scoring runs vs. K.C. (11/17)... Named Pepsi Next Rookie of the Week after registering 117 yards on 13 carries (9.0 avg.) at K.C. (12/1)... Ran for a 5-yard touchdown and finished with 77 yards on a career-high 15 carries vs. Ten. (12/8).

COLLEGE: Ball appeared in 49 games (32 starts) at the University of Wisconsin and totaled 5,140 rushing yards while setting the NCAA Football Bowl Subdivision career scoring (500 pts.) and rushing touchdown (77) records... Finished his career as the NCAA FBS active leader in carries (924), rushing yards (5,140), rushing touchdowns (77) and total touchdowns (82)... Named the 2012 Doak Walker Award winner after finishing sixth in the nation with 130.7 rushing yards per game and earned first-team All-America and All-Big Ten Conference recognition for the second consecutive season... Recognized as a finalist for the Heisman Trophy in 2011 after leading the nation with 1,923 rushing yards and tying Barry Sanders' NCAA single-season record with 39 total touchdowns (33 rushing, 6 receiving).

PERSONAL: Ball attended Timberland High School in Wentzville, Mo., where he amassed 8,222 career rushing yards and 107 rushing touchdowns, capping his prep career by being voted Class 5A Player of the Year as a senior by the Missouri Football Coaches Association... Majored in sociology at Wisconsin... First name is pronounced mon-TAY... Montee Ball was born on Dec. 5, 1990, in Wentzville, Mo.

BALL'S REGULAR SEASON RECORD

Year	Club	RUSHING							RECEIVING					SCORING						
		G	S	No.	Yds.	Avg.	LG	TD	No.	Yds.	Avg.	LG	TD	TD	TDr	TDp	TDrt	2pt	Pts.	
2013	Denver	16	0	120	559	4.7	45	4	20	145	7.3	31	0	4	4	0	0	0	0	24
CAREER TOTALS		16	0	120	559	4.7	45	4	20	145	7.3	31	0	4	4	0	0	0	0	24

ADDITIONAL STATISTICS: Special teams tackles — 2013 (6), TOTAL (6).

BALL'S POSTSEASON RECORD

Year	Club	RUSHING							RECEIVING					SCORING						
		G	S	No.	Yds.	Avg.	LG	TD	No.	Yds.	Avg.	LG	TD	TD	TDr	TDp	TDrt	2pt	Pts.	
2013	Denver	3	0	28	96	3.4	9	0	5	15	3.0	12	0	0	0	0	0	0	0	0
CAREER TOTALS		3	0	28	96	3.4	9	0	5	15	3.0	12	0	0	0	0	0	0	0	0

BALL'S SINGLE GAME HIGHS

(Postseason in parentheses)

Rushes — 15 vs. Tennessee, 12/8/13 (12 vs. New England 1/19/14). **Rushing yards** — 117 at Kansas City, 12/1/13 (52 vs. San Diego 1/12/14). **Longest rush** — 45 at Kansas City, 12/1/13 (9, twice, last vs. New England 1/19/14). **Rushing touchdowns** — 2 vs. Kansas City, 11/17/13 (none). **Receptions** — 5 vs. San Diego, 12/12/13 (3 vs. New England 1/19/14). **Receiving yards** — 49 vs. San Diego, 12/12/13 (13 vs. New England 1/19/14). **Longest reception** — 31 at New England, 11/24/13 (12 vs. New England 1/19/14). **Receiving touchdowns** — None (none). **Rushing yards in one quarter** — 74 (3rd) at Kansas City, 12/1/13 (21 (2nd) vs. San Diego 1/12/14). **Rushing yards in one half** — 104 (2nd) at Kansas City, 12/1/13 (39 (1st) vs. San Diego 1/12/14). **Total yards** — 121 (117 rush, 4 rec.) at Kansas City, 12/1/13 (56 (43 rush, 13 rec.) vs. New England 1/19/14). **Total touchdowns** — 2 vs. Kansas City, 11/17/13 (none).

BALL'S 100-YARD RUSHING GAMES (1)

*denotes win (Ball's teams are 1-0 when he records 100 or more yards rushing in a game.)

Date	Opponent	No.	Yds.	Avg.	LG	TD
12/1/13	at Kansas City*	13	117	9.0	45	0

WHAT IS THE ORIGIN OF THE NAME DENVER BRONCOS?

The name "Denver Broncos" was chosen from 500 entries in a name-the-team contest in January 1960. The name was suggested by Ward M. Vining of Lakewood. But the football team isn't the first Denver Broncos. Denver's 1921 entry in the Midwest Baseball League was also called the Broncos.

MONTEE BALL'S CAREER GAME-BY-GAME

(Victories asterisked)

2013 DENVER (13-3)		RUSHING					RECEIVING					SCORING		
Date	Opponent	P/S	No.	Yds.	Avg.	LG	TD	No.	Yds.	Avg.	LG	TD	2pt.	Pts.
Sep 5	vs. Baltimore*	P	8	24	3.0	9	0	0	0	0.0	—	0	0	0
Sep 15	at N.Y. Giants*	P	12	14	1.2	3	0	2	27	13.5	15	0	0	0
Sep 23	vs. Oakland*	P	11	61	5.5	12	0	0	0	0.0	—	0	0	0
Sep 29	vs. Philadelphia*	P	8	24	3.0	6	0	0	0	0.0	—	0	0	0
Oct 6	at Dallas*	P	1	1	1.0	1	0	0	0	0.0	—	0	0	0
Oct 13	vs. Jacksonville*	P	3	15	5.0	15	0	0	0	0.0	—	0	0	0
Oct 20	at Indianapolis	P	0	0	0.0	—	0	0	0	0.0	—	0	0	0
Oct 27	vs. Washington*	P	12	38	3.2	8	1	0	0	0.0	—	0	0	6
Nov 10	at San Diego*	P	5	20	4.0	12	0	0	0	0.0	—	0	0	0
Nov 17	vs. Kansas City*	P	8	25	3.1	8t	2	3	16	5.3	11	0	0	12
Nov 24	at New England	P	7	40	5.7	16	0	3	17	5.7	31	0	0	0
Dec 1	at Kansas City*	P	13	117	9.0	45	0	1	4	4.0	4	0	0	0
Dec 8	vs. Tennessee*	P	15	77	5.1	15	1	3	10	3.3	11	0	0	6
Dec 12	vs. San Diego	P	3	-1	-0.3	3	0	5	49	9.8	15	0	0	0
Dec 22	at Houston*	P	4	32	8.0	13	0	0	0	0.0	—	0	0	0
Dec 29	at Oakland*	P	10	72	7.2	21	0	3	22	7.3	10	0	0	0
Regular Season Totals		16/0	120	559	4.7	45	4	20	145	7.3	31	0	0	24
Jan 12	vs. San Diego*†	P	10	52	5.2	9	0	0	0	0.0	—	0	0	0
Jan 19	vs. New England*‡	P	12	43	3.6	9	0	3	13	4.3	12	0	0	0
Feb 2	vs. Seattle§	P	6	1	0.2	3	0	2	2	1.0	1	0	0	0
Postseason Totals		3/0	28	96	3.4	9	0	5	15	3.0	12	0	0	0

†AFC Divisional Playoff Game; ‡AFC Championship Game; §Super Bowl XLVIII



OMAR BOLDEN

31

CORNERBACK

5-10 • 195 • 3RD YR. • ARIZONA STATE

BORN: Dec. 20, 1988, in Ontario, Calif.

HIGH SCHOOL: Colony High School, Ontario, Calif.

ACQUIRED: Draft #4a (101st overall), 2012

NFL YEAR: 3rd • **YEAR WITH BRONCOS:** 3rd

NFL GAMES PLAYED/STARTED: 32/1 • **POSTSEASON GP/GS:** 4/0



BOLDEN AT A GLANCE:

- A third-year cornerback who appeared in every possible game during his first two NFL seasons with the Broncos, tying for third on the club with 12 special-teams tackles during that span.
- Transitioned from cornerback to safety in 2013 and contributed 11 defensive tackles (8 solo) in 16 games played (1 start) for Denver.
- Totaled a team-high 14 kickoff returns for 270 yards (19.3 avg.) and ranked third on the club with nine special-teams stops in 2012.
- Started four years for Arizona State University and totaled 138 career tackles (112 solo), seven interceptions (114 yds.) and 21 pass breakups.
- Voted one of four unanimous first-team All-Pac-10 Conference players following his redshirt junior season in 2010 at cornerback in addition to receiving second-team all-conference recognition as a return specialist.
- Played 29 consecutive games to begin his collegiate career, including 23 starts during that period, before suffering a mid-season injury in 2009 and being granted a medical redshirt by the NCAA.
- Selected by the Broncos in the fourth round (101st overall) of the 2012 NFL Draft.

CAREER TRANSACTIONS: Signed by Denver as a draft choice 5/18/12.



2013: Bolden appeared in all 16 regular-season games (1 start) for the second consecutive season and made the transition from cornerback to safety... Totaled a career-best 11 tackles (8 solo) and added three special-teams stops... Appeared in all three postseason games for the Broncos... Made his first career start vs. S.D. (12/12).

2012: Selected by the Broncos in the fourth round (101st overall) of the 2012 NFL Draft, Bolden played all 16 regular-season contests as well as Denver's playoff game during his rookie year and ranked third on the club with nine special-teams stops to go along with four defensive tackles and a pass breakup... Returned a team-high 14 kickoffs for 270 yards (19.3 avg.).

COLLEGE: Bolden was a four-year starter at Arizona State University, where he totaled 138 tackles (112 solo), seven interceptions (114 yds.) and 21 pass breakups during his collegiate career... Missed his 2011 senior campaign after suffering a knee injury during spring practices... Selected as one of four unanimous first-team All-Pac 10 Conference performers as a cornerback in 2010 in addition to receiving second-team all-conference accolades as a return specialist... Saw action in 29 straight games to begin his career with the Sun Devils before an injury midway through the 2009 season that led to a medical redshirt.

PERSONAL: Bolden attended Colony High School in Ontario, Calif., where he played running back and cornerback... Named the CIF Central Division Most Valuable Player and the Inland Valley Player of the Year following his senior campaign in which he led Colony to its first CIF title by winning the league rushing crown (2,003 yards and 26 touchdowns)... Totaled 80 tackles and one interception on defense during his final prep season... Graduated from ASU in the spring of 2011 with a degree in interdisciplinary studies (justice studies/sociology)... Created a website (www.omarbolden.com/positive-living) and designs elastic bracelets to promote the benefits of optimistic thinking through "Positive Living"... Omar Bolden was born on Dec. 20, 1988, in Ontario, Calif.

BOLDEN'S REGULAR SEASON RECORD

Year	Club	G	S	UT	A	TT	S-Yds.	I-Yds.	PD	FF	FR	TD-Int.	TD-FR	S	Pts.
2012	Denver	16	0	4	0	4	0-0	0-0	1	0	0	0	0	0	0
2013	Denver	16	1	8	3	11	0-0	0-0	0	0	0	0	0	0	0
CAREER TOTALS		32	1	12	3	15	0-0	0-0	1	0	0	0	0	0	0

ADDITIONAL STATISTICS: Special teams tackles — 2012 (9), 2013 (3), TOTAL (12). Kickoff returns — 2012 (14 for 270 yds., 19.3 avg., 33 LG), 2013 (2 for 44 yds., 22.0 avg., 25 LG), TOTAL (16 for 314 yds., 19.6 avg., 33 LG).

BOLDEN'S POSTSEASON RECORD

Year	Club	G	S	UT	A	TT	S-Yds.	I-Yds.	PD	FF	FR	TD-Int.	TD-FR	S	Pts.
2012	Denver	1	0	0	0	0	0-0	0-0	0	0	0	0	0	0	0
2013	Denver	3	0	0	0	0	0-0	0-0	0	0	0	0	0	0	0
CAREER TOTALS		4	0	0	0	0	0-0	0-0	0	0	0	0	0	0	0

ADDITIONAL STATISTICS: Special teams tackles — 2012 (1), TOTAL (1).

BOLDEN'S SINGLE-GAME HIGHS

(Postseason in parentheses)

Tackles — 4 vs. Tennessee, 12/8/13 (none). **Interceptions** — None (none). **Interception return yards** — None (none). **Kick returns** — 4 at San Diego, 10/15/12 (none). **Kick return yards** — 68 at San Diego, 10/15/12 (none). **Longest kick return** — 33 at New England, 10/7/12 (none). **Kick return touchdowns** — None (none).

OMAR BOLDEN'S CAREER GAME-BY-GAME

(Victories asterisked)

2012 DENVER (13-3)		TACKLES														
Date	Opponent	P/S	UT	A	TT	S-Yds.	I-Yds.	PD	FF	FR						
Sep 9	vs. Pittsburgh*	P	0	0	0	0-0	0-0	0	0	0						
Sep 17	at Atlanta	P	0	0	0	0-0	0-0	0	0	0						
Sep 23	vs. Houston	P	0	0	0	0-0	0-0	0	0	0						
Sep 30	vs. Oakland*	P	0	0	0	0-0	0-0	0	0	0						
Oct 7	at New England	P	0	0	0	0-0	0-0	0	0	0						
Oct 15	at San Diego*	P	0	0	0	0-0	0-0	0	0	0						
Oct 28	vs. New Orleans*	P	0	0	0	0-0	0-0	0	0	0						
Nov 4	at Cincinnati*	P	0	0	0	0-0	0-0	0	0	0						
Nov 11	at Carolina*	P	0	0	0	0-0	0-0	0	0	0						
Nov 18	vs. San Diego*	P	0	0	0	0-0	0-0	0	0	0						
Nov 25	at Kansas City*	P	0	0	0	0-0	0-0	0	0	0						
Dec 2	vs. Tampa Bay*	P	0	0	0	0-0	0-0	0	0	0						
Dec 6	at Oakland*	P	0	0	0	0-0	0-0	0	0	0						
Dec 16	at Baltimore*	P	1	0	1	0-0	0-0	0	0	0						
Dec 23	vs. Cleveland*	P	3	0	3	0-0	0-0	0	0	0						
Dec 30	vs. Kansas City*	P	0	0	0	0-0	0-0	0	0	0						
Regular Season Totals			16/0	4	0	4	0-0	0-0	0	0	0					
Jan 12	vs. Baltimore†	P	0	0	0	0-0	0-0	0	0	0						
Postseason Totals			1/0	0	0	0	0-0	0-0	0	0	0					

†AFC Divisional Playoff Game

Did You Know?

The Broncos scored four touchdowns of at least 40 yards (two pass plays, one rushing play and one punt return) during their *Monday Night Football* win against Tennessee on Nov. 19, 2007, marking the first time in club history that feat was accomplished. Denver also became the first NFL team in four seasons to score four 40-yard touchdowns in the same game with its performance against the Titans.

2013 DENVER (13-3)		TACKLES								
Date	Opponent	P/S	UT	A	TT	S-Yds.	I-Yds.	PD	FF	FR
Sep 5	vs. Baltimore*	P	0	0	0	0-0	0-0	0	0	0
Sep 15	at N.Y. Giants*	P	0	0	0	0-0	0-0	0	0	0
Sep 23	vs. Oakland*	P	0	0	0	0-0	0-0	0	0	0
Sep 29	vs. Philadelphia*	P	0	0	0	0-0	0-0	0	0	0
Oct 6	at Dallas*	P	2	0	2	0-0	0-0	0	0	0
Oct 13	vs. Jacksonville*	P	0	0	0	0-0	0-0	0	0	0
Oct 20	at Indianapolis	P	0	0	0	0-0	0-0	0	0	0
Oct 27	vs. Washington*	P	0	0	0	0-0	0-0	0	0	0
Nov 10	at San Diego*	P	0	0	0	0-0	0-0	0	0	0
Nov 17	vs. Kansas City*	P	0	0	0	0-0	0-0	0	0	0
Nov 24	at New England	P	0	0	0	0-0	0-0	0	0	0
Dec 1	at Kansas City*	P	0	0	0	0-0	0-0	0	0	0
Dec 8	vs. Tennessee*	P	3	1	4	0-0	0-0	0	0	0
Dec 12	vs. San Diego	S	1	2	3	0-0	0-0	0	0	0
Dec 22	at Houston*	P	0	0	0	0-0	0-0	0	0	0
Dec 29	at Oakland*	P	2	0	2	0-0	0-0	0	0	0
Regular Season Totals		16/1	8	3	11	0-0	0-0	0	0	0
Jan 12	vs. San Diego*†	P	0	0	0	0-0	0-0	0	0	0
Jan 19	vs. New England*#	P	0	0	0	0-0	0-0	0	0	0
Feb 2	vs. Seattle\$	P	0	0	0	0-0	0-0	0	0	0

Postseason Totals 3/0 0 0 0 0-0 0-0 0 0 0

†AFC Divisional Playoff Game; #AFC Championship Game; \$Super Bowl XLVIII



AARON BREWER

46

LONG SNAPPER

6-5 • 230 • 3RD YR. • SAN DIEGO STATE

BORN: July 25, 1990, in Fullerton, Calif. 

HIGH SCHOOL: Troy High School, Fullerton, Calif.

ACQUIRED: College Free Agent, 2012

NFL YEAR: 3rd • **YEAR WITH BRONCOS:** 3rd

NFL GAMES PLAYED/STARTED: 32/0 • **POSTSEASON GP/GS:** 4/0

BREWER AT A GLANCE:

- A third-year long snapper who has seen action in every possible game during his professional and collegiate career.
- Earned Denver’s long-snapper job during training camp of his rookie campaign in 2012 and made two special-teams stops for the Broncos during the regular season.
- Totaled 15 special-teams tackles for San Diego State University, where he was a four-time All-Mountain West Conference selection during his four seasons with the Aztecs.
- Entered the NFL with Denver as a college free agent on May 3, 2012.

CAREER TRANSACTIONS: Signed by Denver as a college free agent 5/3/12.



2013: Brewer played all 16 regular-season games for the second year in a row and made a pair of special-teams tackles... Appeared in all three postseason games for Denver... Snapped for Matt Prater’s NFL-record 64-yard field goal vs. Ten. (12/8).

2012: Brewer, who entered the NFL with the Broncos as a college free agent on May 3, earned Denver’s long-snapper job during training camp and played every game for Denver in 2012... Posted two special-teams stops during the regular season.

COLLEGE: Brewer appeared in all 50 possible games for San Diego State University, where he was a four-time All-Mountain West Conference selection... Posted 15 career special-teams tackles, including six stops (five solo) as a senior in 2011... Was part of an Aztec special-teams unit that converted 160-of-170 PATs and 41-of-66 field-goal attempts... Contributed to a punting team that made 250 punts for 10,599 yds. (42.4 avg.).

PERSONAL: Brewer attended Troy High School in Fullerton, Calif., where he was an all-conference linebacker in addition to his long-snapping duties... Rated as the No. 3 long snapper in the country by chrissailerkicking.com following his senior season... Majored in finance at San Diego State... Aaron Brewer was born on July 5, 1989.

BREWER'S REGULAR SEASON RECORD

Year	Club	G	S
2012	Denver	16	0
2013	Denver	16	0
CAREER TOTALS		32	0

ADDITIONAL STATISTICS: Special teams tackles — 2012 (2), 2013 (2), TOTAL (4).

BREWER'S POSTSEASON RECORD

Year	Club	G	S
2012	Denver	1	0
2013	Denver	3	0
CAREER TOTALS		4	0



DAVID BRUTON

30

SAFETY



6-2 • 217 • 6TH YR. • NOTRE DAME

BORN: July 23, 1987, in Winchester, Ky.

HIGH SCHOOL: Miamisburg (Ohio) High School

ACQUIRED: Draft #4a (114th overall), 2009

NFL YEAR: 6th • **YEAR WITH BRONCOS:** 6th

NFL GAMES PLAYED/STARTED: 77/4 • **POSTSEASON GP/GS:** 6/2

BRUTON AT A GLANCE:

- A sixth-year safety who appeared in 77-of-80 possible regular-season games during his first five NFL campaigns while leading the Broncos with 39 special-teams tackles during that span.
- Voted as a team captain in 2013 and tied for second on the Broncos with seven special-teams stops in addition to contributing a career-best 16 tackles on defense.
- Appeared in all 16 regular-season games in 2012, leading the Broncos in special-teams plays (376) and being named a third alternate for the AFC Pro Bowl squad as a special-teamer.
- Played 15 regular-season games (1 start) in 2011, ranking third on the team with eight special-teams tackles, before opening both playoff games at free safety and tying for the club lead with 15 defensive stops.
- Saw action in all 16 games (2 starts) for Denver in 2010, recording 14 tackles (12 solo) and a pass breakup on defense along with a career-high 12 tackles and two fumble recoveries on special teams.
- Started during his final two years at the University of Notre Dame, leading the Fighting Irish with 182 tackles and seven interceptions during that stretch.
- Posted 97 tackles (61 solo) as a senior at Notre Dame that marked the third-highest single-season total by a defensive back in school history to earn honorable mention All-America recognition from *The NFL Draft Report*.
- Established himself as one of the top special-teams gunners in the country while appearing in 596 career special-teams plays at Notre Dame.
- Selected by the Broncos in the fourth round (114th overall) of the 2009 NFL Draft.

CAREER TRANSACTIONS: Signed by Denver as a draft choice 7/27/09.



2013: Bruton, who was voted as a team captain prior to the season by his teammates, played all 16 regular-season games for the second consecutive season... Made a career-high 16 defensive tackles (14 solo) and tied for second on the team with seven special-teams stops... Saw action in all three postseason games and totaled one solo defensive stop... Blocked a punt that led to a Broncos' touchdown vs. Bal. (9/5)... Tied for the team lead with a career-best three special-teams stops at NYG (9/15)... Executed a 35-yard run on a fake punt vs. Jac. (10/13)... Tied for the team lead with five defensive tackles at Oak. (12/29).

2012: Bruton played all 16 games for the second time in his career and was named a third alternate to the AFC Pro Bowl squad as a special-teamer... Contributed two solo tackles and one interception (-2 yds.) on defense in addition to three special-teams stops... Deflected a Shane Lechler punt in the third quarter vs. Oak. (9/30) to give Denver possession inside the red zone... Recovered an onside kick to seal the victory for Denver at Cin. (11/4)... Made his first career interception, picking off former Notre Dame and Broncos teammate Brady Quinn to close Denver's win at K.C. (11/25).

2011: Bruton played 15 games (1 start) in the regular season and totaled 13 solo tackles on defense in addition to eight special-teams stops which ranked third on the club... Opened both of Denver's playoff games, tying for

the team lead with 15 defensive tackles (11 solo) and adding a pass defended.

2010: Bruton played all 16 games (2 starts) and totaled 14 tackles (12 solo) and one pass defended on defense... Finished second on the club with 12 special-teams stops and recovered two fumbles on special-teams units... Deflected a punt and recorded a season-high two special-teams stops vs. Stl. (11/28)... Started Games 12-13 in place of injured safety Brian Dawkins.

2009: Selected by the Broncos in the fourth round (114th overall) of the 2009 NFL Draft, Bruton appeared in 14 games (1 start) for the club as a rookie and posted five tackles (4 solo) along with one pass breakup... Tied for fourth on the Broncos with nine special-teams tackles... Notched two special-teams stops at S.D. (10/19), at Bal. (11/1) and vs. NYG (11/26)... Made his first career start vs. Oak. (12/20), replacing Renaldo Hill, and finished the game with five tackles (4 solo) and one pass breakup.

COLLEGE: Bruton totaled 214 tackles (138 solo), one sack (10 yds.), seven interceptions (77 yds.), 16 pass breakups, three forced fumbles and three fumble recoveries in 48 games (24 starts) at the University of Notre Dame... Saw extensive action on special teams, appearing in 596 career special-teams plays during his time at Notre Dame... Started all 13 games as a senior team captain and totaled 97 tackles (61 solo), four interceptions (57 yds.), 10 pass breakups, two forced fumbles and two fumble recoveries to earn honorable mention All-America honors from *The NFL Draft Report*... Led Notre Dame with four interceptions and ranked second on the team with 97 tackles that marked the third-best single-season total by a defensive back in school annals... Played 12 games (11 starts) as a junior for Notre Dame and led the team with three interceptions.

PERSONAL: Bruton attended Miamisburg (Ohio) High School, where he totaled 112 tackles, 11 interceptions and 470 receiving yards during his final two seasons... Earned All-Division I-II and All-Area honors from the *Dayton Daily News* as well as all-district accolades as a senior after posting 54 tackles and three interceptions... Received all-conference honors and was a special mention All-Southwest Ohio selection as a junior, posting 58 tackles and eight interceptions that year... Had 200 receiving yards as a senior and 270 receiving yards as a junior... Majored in both political science and sociology at Notre Dame... Worked as a substitute teacher in his hometown of Miamisburg during the 2011 offseason... David Lee Bruton was born on July 23, 1987, in Winchester, Ky.

BRUTON'S REGULAR SEASON RECORD

Year	Club	G	S	UT	A	TT	S-Yds.	I-Yds.	PD	FF	FR	TD-Int.	TD-FR	S	Pts.
2009	Denver	14	1	4	1	5	0-0	0-0	1	0	0	0	0	0	0
2010	Denver	16	2	12	2	14	0-0	0-0	1	0	0	0	0	0	0
2011	Denver	15	1	13	0	13	0-0	0-0	3	0	0	0	0	0	0
2012	Denver	16	0	2	0	2	0-0	1--2	1	0	0	0	0	0	0
2013	Denver	16	0	14	2	16	0-0	0-0	0	0	0	0	0	0	0
CAREER TOTALS		77	4	45	5	50	0-0	1--2	6	0	0	0	0	0	0

ADDITIONAL STATISTICS: *Special teams tackles* — 2009 (9), 2010 (12), 2011 (8), 2012 (3), 2013 (7), TOTAL (39). *Special teams fumbles* — 2009 (1FF), 2010 (2FR), TOTAL (1FF, 2 FR). *Blocked punts* — 2013 (1), TOTAL (1). *One rush (fake punt) for 35 yards vs. Jacksonville, 10/13/13.*

BRUTON'S POSTSEASON RECORD

Year	Club	G	S	UT	A	TT	S-Yds.	I-Yds.	PD	FF	FR	TD-Int.	TD-FR	S	Pts.
2011	Denver	2	2	11	4	15	0-0	0-0	1	0	0	0	0	0	0
2012	Denver	1	0	0	0	0	0-0	0-0	0	0	0	0	0	0	0
2013	Denver	3	0	1	0	1	0-0	0-0	0	0	0	0	0	0	0
CAREER TOTALS		6	2	12	4	16	0-0	0-0	1	0	0	0	0	0	0

BRUTON'S SINGLE-GAME HIGHS

(Postseason in parentheses)

Tackles — 6, twice, last at Arizona, 12/12/10 (8 vs. Pittsburgh, 1/8/12). **Interceptions** — 1 at Kansas City, 11/25/12 (none). **Interception return yards** — -2 at Kansas City, 11/25/12 (none). **Passes defended** — 1, six times, last at Kansas City, 11/25/12 (1 vs. Pittsburgh, 1/8/12). **Special-teams tackles** — 3 at N.Y. Giants, 9/15/2013 (none).

DAVID BRUTON'S CAREER GAME-BY-GAME

(Victories asterisked)

2009 DENVER (8-8)		TACKLES														
Date	Opponent	P/S	UT	A	TT	S-Yds.	I-Yds.	PD	FF	FR						
Sep 13	at Cincinnati*	P	0	0	0	0-0	0-0	0	0	0						
Sep 20	vs. Cleveland*	P	0	0	0	0-0	0-0	0	0	0						
Sep 27	at Oakland*	P	0	0	0	0-0	0-0	0	0	0						
Oct 4	vs. Dallas*	P	0	0	0	0-0	0-0	0	0	0						
Oct 11	vs. New England*	P	0	0	0	0-0	0-0	0	0	0						
Oct 19	at San Diego*	P	0	0	0	0-0	0-0	0	0	0						
Nov 1	at Baltimore	P	0	0	0	0-0	0-0	0	0	0						
Nov 9	vs. Pittsburgh	INACTIVE														
Nov 15	at Washington	P	0	0	0	0-0	0-0	0	0	0						
Nov 22	vs. San Diego	P	0	0	0	0-0	0-0	0	0	0						
Nov 26	vs. N.Y. Giants*	P	0	0	0	0-0	0-0	0	0	0						
Dec 6	at Kansas City*	P	0	0	0	0-0	0-0	0	0	0						
Dec 13	at Indianapolis	INACTIVE														
Dec 20	vs. Oakland	S	4	1	5	0-0	0-0	1	0	0						
Dec 27	at Philadelphia	P	0	0	0	0-0	0-0	0	0	0						
Jan 3	vs. Kansas City	P	0	0	0	0-0	0-0	0	0	0						
Regular Season Totals			14/1	4	1	5	0-0	0-0	1	0	0					

2010 DENVER (4-12)										
TACKLES										
Date	Opponent	P/S	UT	A	TT	S-Yds.	I-Yds.	PD	FF	FR
Sep 12	at Jacksonville	P	0	0	0	0-0	0-0	0	0	0
Sep 19	vs. Seattle*	P	0	0	0	0-0	0-0	0	0	0
Sep 26	vs. Indianapolis	P	0	0	0	0-0	0-0	0	0	0
Oct 3	at Tennessee*	P	0	0	0	0-0	0-0	0	0	0
Oct 10	at Baltimore	P	0	0	0	0-0	0-0	0	0	0
Oct 17	vs. N.Y. Jets	P	0	0	0	0-0	0-0	0	0	0
Oct 24	vs. Oakland	P	0	0	0	0-0	0-0	0	0	0
Oct 31	at San Francisco (London)	P	0	0	0	0-0	0-0	0	0	0
Nov 14	vs. Kansas City*	P	0	0	0	0-0	0-0	0	0	0
Nov 22	at San Diego	P	0	0	0	0-0	0-0	0	0	0
Nov 28	vs. St. Louis	P	0	0	0	0-0	0-0	1	0	0
Dec 5	at Kansas City	S	5	1	6	0-0	0-0	0	0	0
Dec 12	at Arizona	S	5	1	6	0-0	0-0	0	0	0
Dec 19	at Oakland	P	2	0	2	0-0	0-0	0	0	0
Dec 26	vs. Houston*	P	0	0	0	0-0	0-0	0	0	0
Jan 2	vs. San Diego	P	0	0	0	0-0	0-0	0	0	0
Regular Season Totals		16/2	12	2	14	0-0	0-0	1	0	0

2011 DENVER (8-8)										
TACKLES										
Date	Opponent	P/S	UT	A	TT	S-Yds.	I-Yds.	PD	FF	FR
Sep 12	vs. Oakland	P	0	0	0	0-0	0-0	1	0	0
Sep 18	vs. Cincinnati*	P	0	0	0	0-0	0-0	0	0	0
Sep 25	at Tennessee	P	0	0	0	0-0	0-0	0	0	0
Oct 2	at Green Bay	P	0	0	0	0-0	0-0	0	0	0
Oct 9	vs. San Diego	P	0	0	0	0-0	0-0	0	0	0
Oct 23	at Miami*	P	0	0	0	0-0	0-0	0	0	0
Oct 30	vs. Detroit	P	0	0	0	0-0	0-0	0	0	0
Nov 6	at Oakland*	P	2	0	2	0-0	0-0	0	0	0
Nov 13	at Kansas City*	P	0	0	0	0-0	0-0	0	0	0
Nov 17	vs. N.Y. Jets*	P	1	0	1	0-0	0-0	0	0	0
Nov 27	at San Diego*	P	0	0	0	0-0	0-0	0	0	0
Dec 4	at Minnesota*	P	1	0	1	0-0	0-0	0	0	0
Dec 11	vs. Chicago*	P	0	0	0	0-0	0-0	0	0	0
Dec 18	vs. New England			INACTIVE						
Dec 24	at Buffalo	P	5	0	5	0-0	0-0	1	0	0
Jan 1	vs. Kansas City	S	4	0	4	0-0	0-0	1	0	0
Regular Season Totals		15/1	13	0	13	0-0	0-0	3	0	0
Jan 8	vs. Pittsburgh*§	S	8	0	8	0-0	0-0	1	0	0
Jan 14	at New England†	S	3	4	7	0-0	0-0	0	0	0
Postseason Totals		2/2	11	4	15	0-0	0-0	1	0	0

§AFC Wild Card Game; †AFC Divisional Playoff Game

2012 DENVER (13-3)										
TACKLES										
Date	Opponent	P/S	UT	A	TT	S-Yds.	I-Yds.	PD	FF	FR
Sep 9	vs. Pittsburgh*	P	0	0	0	0-0	0-0	0	0	0
Sep 17	at Atlanta	P	0	0	0	0-0	0-0	0	0	0
Sep 23	vs. Houston	P	0	0	0	0-0	0-0	0	0	0
Sep 30	vs. Oakland*	P	1	0	1	0-0	0-0	0	0	0
Oct 7	at New England	P	0	0	0	0-0	0-0	0	0	0
Oct 15	at San Diego*	P	0	0	0	0-0	0-0	0	0	0
Oct 28	vs. New Orleans*	P	0	0	0	0-0	0-0	0	0	0
Nov 4	at Cincinnati*	P	0	0	0	0-0	0-0	0	0	0
Nov 11	at Carolina*	P	0	0	0	0-0	0-0	0	0	0
Nov 18	vs. San Diego*	P	1	0	1	0-0	0-0	0	0	0
Nov 25	at Kansas City*	P	0	0	0	0-0	1-2	1	0	0
Dec 2	vs. Tampa Bay*	P	0	0	0	0-0	0-0	0	0	0
Dec 6	at Oakland*	P	0	0	0	0-0	0-0	0	0	0
Dec 16	at Baltimore*	P	0	0	0	0-0	0-0	0	0	0
Dec 23	vs. Cleveland*	P	0	0	0	0-0	0-0	0	0	0
Dec 30	vs. Kansas City*	P	0	0	0	0-0	0-0	0	0	0
Regular Season Totals		16/0	2	0	2	0-0	1-2	1	0	0
Jan 12	vs. Baltimore†	P	0	0	0	0-0	0-0	0	0	0
Postseason Totals		1/0	0	0	0	0-0	0-0	0	0	0


†AFC Divisional Playoff Game

DID YOU KNOW?

The average temperature for the 542 home games in Broncos history—combined preseason, regular season and postseason through 2013—is 60.1 degrees Fahrenheit.

2013 DENVER (13-3)		TACKLES								
Date	Opponent	P/S	UT	A	TT	S-Yds.	I-Yds.	PD	FF	FR
Sep 5	vs. Baltimore*	P	0	0	0	0-0	0-0	0	0	0
Sep 15	at N.Y. Giants*	P	1	0	1	0-0	0-0	0	0	0
Sep 23	vs. Oakland*	P	0	0	0	0-0	0-0	0	0	0
Sep 29	vs. Philadelphia*	P	0	0	0	0-0	0-0	0	0	0
Oct 6	at Dallas*	P	0	0	0	0-0	0-0	0	0	0
Oct 13	vs. Jacksonville*	P	0	0	0	0-0	0-0	0	0	0
Oct 20	at Indianapolis	P	0	0	0	0-0	0-0	0	0	0
Oct 27	vs. Washington*	P	0	0	0	0-0	0-0	0	0	0
Nov 10	at San Diego*	P	2	0	2	0-0	0-0	0	0	0
Nov 17	vs. Kansas City*	P	0	0	0	0-0	0-0	0	0	0
Nov 24	at New England	P	0	2	2	0-0	0-0	0	0	0
Dec 1	at Kansas City*	P	5	0	5	0-0	0-0	0	0	0
Dec 8	vs. Tennessee*	P	1	0	1	0-0	0-0	0	0	0
Dec 12	vs. San Diego	P	0	0	0	0-0	0-0	0	0	0
Dec 22	at Houston*	P	0	0	0	0-0	0-0	0	0	0
Dec 29	at Oakland*	P	5	0	5	0-0	0-0	0	0	0
Regular Season Totals		16/0	14	2	16	0-0	0-0	0	0	0
Jan 12	vs. San Diego**	P	0	0	0	0-0	0-0	0	0	0
Jan 19	vs. New England*#	P	1	0	1	0-0	0-0	0	0	0
Feb 2	vs. Seattle\$	P	0	0	0	0-0	0-0	0	0	0
Postseason Totals		3/0	1	0	1	0-0	0-0	0	0	0

*AFC Divisional Playoff Game; #AFC Championship Game; \$Super Bowl XLVIII



ANDRE CALDWELL

12

WIDE RECEIVER

6-0 • 200 • 7TH YR. • FLORIDA


BORN: April 15, 1985, in Tampa Fla.

HIGH SCHOOL: Thomas Jefferson High School, Tampa, Fla.

ACQUIRED: Unrestricted Free Agent (Cincinnati), 2012

NFL YEAR: 7th • **YEAR WITH BRONCOS:** 3rd

NFL GAMES PLAYED/STARTED: 75/16 • **POSTSEASON GP/GS:** 4/1



CALDWELL AT A GLANCE:

- A seventh-year wide receiver in his third year with the Broncos who has appeared in 75 games (16 starts) and totaled 141 receptions for 1,390 yards (9.9 avg.) with nine touchdowns in his first six NFL seasons with Cincinnati (2008-11) and Denver (2012-13).
- Averaged nearly 38 receptions per year from 2009-11, highlighted by his '09 campaign in which he played all 16 games (3 starts) and set career highs in catches (51), receiving yards (432) and touchdowns (3) for the AFC North-Champion Bengals.
- Played 53 career games at the University of Florida and left as the school's all-time leader in receptions (185), while ranking third in Gator annals in receiving yards (2,349).
- Younger brother of Reche Caldwell, who played six NFL seasons with San Diego (2002-05), New England (2006) and Washington (2007).
- Joined the Broncos as an unrestricted free agent on March 30, 2012.
- Selected by Cincinnati in the third round (97th overall) of the 2008 NFL Draft.

CAREER TRANSACTIONS: Signed by Cincinnati as a draft choice 7/27/08; Signed by Denver as an unrestricted free agent 3/30/12.



2013: Caldwell played all 16 regular-season games (2 starts) for the second time in his career... Caught 16 passes for 200 yards (12.5 avg.) and tied a career-high with three touchdown receptions... Saw action in all three postseason games and contributed two catches for 26 yards (13.0 avg.)... Caught his longest pass as a Bronco, a 36-yard reception at NYG (9/15)... Posted his first career multi-touchdown game, finishing with a game-high six catches and 59 yards with a pair of scores vs. S.D. (12/12).

2012: Caldwell played eight games in his first season with the Broncos and totaled one reception for 18 yards, one rush for 14 yards and one special-teams tackle... Inactive for eight regular-season contests as well as Denver's AFC Divisional Playoff Game vs. Bal. (1/12).

2011: Caldwell played 13 games (2 starts) for the Bengals and totaled 37 receptions for 317 yards (8.6 avg.) and tied a career-high with three touchdowns... Posted multiple catches in 11-of-13 games played... Recorded the longest touchdown reception (49 yds.) of his career at Bal. (11/20)... Missed the Bengals' final three regular-season games and the postseason due to a hernia... Officially placed on injured reserve on Dec. 27.

2010: Caldwell saw action in 15 games, including a career-high five starts, and registered 25 receptions for 345 yards (13.8 avg.)... Totaled the three highest receiving yardage outputs of his career over the last three weeks of the season, averaging five receptions and 90 yards per game over that span... Set career-highs in catches (7) and receiving yards (94) in Cincinnati's season finale at Bal. (1/2).

2009: Caldwell played all 16 games (3 starts) for the first time in his career and tallied a career-best 51 receptions for 432 yards (8.5 avg.) with three touchdowns for the AFC North Champions... Returned 29 kickoffs for 539 yards (18.6 avg.)... Recorded two catches for 25 yards (12.5 avg.) in Cincinnati's AFC Wild Card Game vs. NYJ (1/9)... Produced multiple receptions in 15-of-17 games played, including the postseason.

2008: Selected by the Bengals in the third round (97th overall) of the 2008 NFL Draft, Caldwell played seven games (4 starts) as a rookie and caught 11 passes for 78 yards (7.1 avg.)... Returned 13 kickoffs for 338 yards (26.0 avg.)... Made his NFL debut vs. Pit. (10/19) and returned three kickoffs for 88 yards (29.3 avg.)... Made three receptions for 26 yards (8.7 avg.) in his first career start at Pit. (11/20).

COLLEGE: Caldwell played 53 games for the University of Florida and left as the school's all-time receptions leader (185), while ranking third all-time in receiving yards (2,349)... Accounted for 20 total touchdowns (16 receiving, 4 rushing)... Totaled 56 receptions for 761 yards (13.6 avg.) with seven touchdowns as a senior in 2007... Caught a touchdown pass in Florida's national title game victory over Ohio State to cap his junior campaign... Played all 13 games as a true freshman in 2003 and earned Southeastern Conference All-Freshman Team honors from *The Sporting News*.

PERSONAL: Caldwell attended Thomas Jefferson High School in Tampa, Fla., where he earned senior All-America honors from *Parade* and *SuperPrep* after scoring 38 touchdowns and leading his team to a 13-2 record and a berth in the state title game... Older brother, Reche Caldwell, played six seasons as a wide receiver in the NFL with San Diego (2002-05), New England (2006) and Washington (2007)... Majored in sociology at Florida... Andre Caldwell, who is nicknamed 'Bubba,' was born on April 15, 1985, in Tampa, Fla.

CALDWELL'S REGULAR SEASON RECORD

Year	Club	G	S	RECEIVING					KICKOFF RETURNS					SCORING						
				No.	Yds.	Avg.	LG	TD	No.	Yds.	Avg.	LG	TD	TD	TDr	Tp	TDr	2pt	Pts.	
2008	Cincinnati	7	4	11	78	7.1	15	0	13	338	26.0	43	0	0	0	0	0	0	0	0
2009	Cincinnati	16	3	51	432	8.5	24	3	29	539	18.6	39	0	3	0	3	0	0	0	18
2010	Cincinnati	15	5	25	345	13.8	53	0	3	79	26.3	32	0	0	0	0	0	0	0	0
2011	Cincinnati	13	2	37	317	8.6	49t	3	0	0	0.0	—	0	3	0	3	0	0	0	18
2012	Denver	8	0	1	18	18.0	18	0	0	0	0.0	—	0	0	0	0	0	0	0	0
2013	Denver	16	2	16	200	12.5	36	3	6	141	23.5	34	0	3	0	3	0	0	0	18
CAREER TOTALS	75	16	141	1,390	9.9	53	9	51	1,097	21.5	43	0	7	0	7	0	0	0	54	
BRONCOS TOTALS	24	2	17	218	12.8	36	3	6	141	23.5	34	0	3	0	3	0	0	0	18	

ADDITIONAL STATISTICS: Rushing — 2008 (5-53, 10.6 avg., 16 LG, 0 TD), 2009 (3-22, 7.3 avg., 15 LG, 0 TD), 2010 (1--2, -2.0 avg., -2 LG, 0 TD), 2012 (1-14, 14.0 avg., 14 LG, 0 TD), 2013 (1-7, 7.0 avg., 7 LG, 0 TD), TOTAL (11-94, 8.5 avg., 26 LG, 0 TD). Special teams tackles — 2008 (1), 2010 (2), 2011 (1), 2013 (4), TOTAL (8).

CALDWELL'S POSTSEASON RECORD

Year	Club	G	S	RECEIVING					KICKOFF RETURNS					SCORING						
				No.	Yds.	Avg.	LG	TD	No.	Yds.	Avg.	LG	TD	TD	TDr	Tp	TDr	2pt	Pts.	
2009	Cincinnati	1	1	2	25	12.5	13	0	0	0	0.0	—	0	0	0	0	0	0	0	0
2013	Denver	3	0	2	26	13.0	15	0	0	0	0.0	—	0	0	0	0	0	0	0	0
CAREER TOTALS	4	1	4	51	12.8	15	0	0	0	0.0	—	0	0	0	0	0	0	0	0	

CALDWELL'S SINGLE-GAME HIGHS

(Postseason in parentheses)

Receptions — 7 at Baltimore, 1/2/11 (2 vs. N.Y. Jets 1/9/10). **Receiving yards** — 94 at Baltimore, 1/2/11 (25 vs. N.Y. Jets, 1/9/10). **Longest reception** — 53 vs. Cleveland, 12/19/10 (15 vs. San Diego, 1/12/13). **Receiving touchdowns** — 2 vs. San Diego, 12/12/13 (none). **Kick returns** — 6 at Indianapolis, 12/7/08 (none). **Kick return yards** — 154 at Indianapolis, 12/7/08 (none). **Longest kick return** — 43 vs. Baltimore, 11/30/08 (none). **Kick return touchdowns** — None (none).

ANDRE CALDWELL'S CAREER GAME-BY-GAME

(Victories asterisked)

2008 CINCINNATI (4-11-1)		RECEIVING					KICK RETURNS					SCORING				
Date	Opponent	P/S	No.	Yds.	Avg.	LG	TD	No.	Yds.	Avg.	LG	TD	2pt.	Pts.		
Sep 7	at Baltimore															
Sep 14	vs. Tennessee															
Sep 21	at N.Y. Giants															
Sep 28	vs. Cleveland															
Oct 5	at Dallas															
Oct 12	at N.Y. Jets															
Oct 19	vs. Pittsburgh	P	0	0	0.0	—	0	3	88	29.3	36	0	0	0		
Oct 26	at Houston															
Nov 2	vs. Jacksonville*															
Nov 16	vs. Philadelphia															
Nov 20	at Pittsburgh	S	3	26	8.7	15	0	0	0	0.0	—	0	0	0		
Nov 30	vs. Baltimore	P	0	0	0.0	—	0	2	57	28.5	43	0	0	0		
Dec 7	at Indianapolis	S	1	6	6.0	6	0	6	158	26.3	31	0	0	0		
Dec 14	vs. Washington*	P	1	4	4.0	4	0	1	18	18.0	18	0	0	0		
Dec 21	at Cleveland*	S	1	8	8.0	8	0	0	0	0.0	—	0	0	0		
Dec 28	vs. Kansas City*	S	5	34	6.8	13	0	1	17	17.0	17	0	0	0		
Regular Season Totals		7/4	11	78	7.1	15	0	13	338	26.0	43	0	0	0		

2009 CINCINNATI (10-6)			RECEIVING					KICK RETURNS					SCORING	
Date	Opponent	P/S	No.	Yds.	Avg.	LG	TD	No.	Yds.	Avg.	LG	TD	2pt.	Pts.
Sep 13	vs. Denver	P	6	54	9.0	14	0	2	48	24.0	29	0	0	0
Sep 20	at Green Bay*	P	2	16	8.0	8	0	3	67	22.3	29	0	0	0
Sep 27	vs. Pittsburgh*	P	6	52	8.7	14	1	5	104	20.8	39	0	0	6
Oct 4	at Cleveland*	P	2	26	13.0	24	0	4	71	17.8	21	0	0	0
Oct 11	at Baltimore*	P	2	33	16.5	20t	1	3	56	18.7	33	0	0	6
Oct 18	vs. Houston	P	6	57	9.5	14	0	5	85	17.0	32	0	0	0
Oct 25	vs. Chicago*	P	2	19	9.5	12	0	2	35	17.5	19	0	0	0
Nov 8	vs. Baltimore*	P	3	15	5.0	9	1	2	17	8.5	16	0	0	6
Nov 15	at Pittsburgh*	S	4	23	5.8	8	0	0	0	0.0	—	0	0	0
Nov 22	at Oakland	P	3	35	11.7	17	0	2	40	20.0	22	0	0	0
Nov 29	vs. Cleveland*	P	3	33	11.0	13	0	0	0	0.0	—	0	0	0
Dec 6	vs. Detroit*	P	0	0	0.0	—	0	1	16	16.0	16	0	0	0
Dec 13	at Minnesota	P	4	25	6.3	7	0	0	0	0.0	—	0	0	0
Dec 20	at San Diego	S	5	22	4.4	16	0	0	0	0.0	—	0	0	0
Dec 27	vs. Kansas City*	P	3	22	7.3	9	0	0	0	0.0	—	0	0	0
Jan 3	at N.Y. Jets	S	0	0	0.0	—	0	0	0	0.0	—	0	0	0
Regular Season Totals			16/3	51	432	8.5	24	3	29	539	18.6	39	0	18
Jan 9	vs. N.Y. Jets§	S	2	25	12.5	13	0	0	0	0.0	—	0	0	0
Postseason Totals			1/1	2	25	12.5	13	0	0	0	0.0	—	0	0

2010 CINCINNATI (4-12)			RECEIVING					KICK RETURNS					SCORING	
Date	Opponent	P/S	No.	Yds.	Avg.	LG	TD	No.	Yds.	Avg.	LG	TD	2pt.	Pts.
Sep 12	at New England					INACTIVE								
Sep 19	vs. Baltimore*	P	0	0	0.0	—	0	0	0	0.0	—	0	0	0
Sep 26	at Carolina*	P	1	8	8.0	8	0	0	0	0.0	—	0	0	0
Oct 3	at Cleveland	P	3	15	5.0	7	0	0	0	0.0	—	0	0	0
Oct 10	vs. Tampa Bay	S	4	33	8.3	19	0	0	0	0.0	—	0	0	0
Oct 24	at Atlanta	P	1	10	10.0	10	0	0	0	0.0	—	0	0	0
Oct 31	vs. Miami	S	0	0	0.0	—	0	0	0	0.0	—	0	0	0
Nov 8	vs. Pittsburgh	P	0	0	0.0	—	0	0	0	0.0	—	0	0	0
Nov 14	at Indianapolis	P	0	0	0.0	—	0	0	0	0.0	—	0	0	0
Nov 21	vs. Buffalo	P	1	9	9.0	9	0	3	79	26.3	32	0	0	0
Nov 25	at N.Y. Jets	P	0	0	0.0	—	0	0	0	0.0	—	0	0	0
Dec 5	vs. New Orleans	P	0	0	0.0	—	0	0	0	0.0	—	0	0	0
Dec 12	at Pittsburgh	P	0	0	0.0	—	0	0	0	0.0	—	0	0	0
Dec 19	vs. Cleveland*	S	4	89	22.3	53	0	0	0	0.0	—	0	0	0
Dec 26	vs. San Diego*	S	4	87	21.8	44	0	0	0	0.0	—	0	0	0
Jan 2	at Baltimore	S	7	94	13.4	39	0	0	0	0.0	—	0	0	0
Regular Season Totals			15/5	25	345	13.8	53	0	3	79	26.3	32	0	0

2011 CINCINNATI (9-7)			RECEIVING					KICK RETURNS					SCORING	
Date	Opponent	P/S	No.	Yds.	Avg.	LG	TD	No.	Yds.	Avg.	LG	TD	2pt.	Pts.
Sep 11	at Cleveland*	P	0	0	0.0	—	0	0	0	0.0	—	0	0	0
Sep 18	at Denver	P	3	27	9.0	10t	1	0	0	0.0	—	0	0	6
Sep 25	vs. San Francisco	S	6	53	8.8	14	0	0	0	0.0	—	0	0	0
Oct 2	vs. Buffalo*	P	2	17	8.5	9	0	0	0	0.0	—	0	0	0
Oct 9	at Jacksonville*	P	2	13	6.5	8	0	0	0	0.0	—	0	0	0
Oct 16	vs. Indianapolis*	P	4	32	8.0	14	0	0	0	0.0	—	0	0	0
Oct 30	at Seattle*	P	4	31	7.8	10	0	0	0	0.0	—	0	0	0
Nov 6	vs. Tennessee*	P	5	22	4.4	7	1	0	0	0.0	—	0	0	6
Nov 13	vs. Pittsburgh	P	3	25	8.3	11	0	0	0	0.0	—	0	0	0
Nov 20	at Baltimore	S	3	63	21.0	49t	1	0	0	0.0	—	0	0	6
Nov 27	vs. Cleveland*	P	3	24	8.0	16	0	0	0	0.0	—	0	0	0
Dec 4	at Pittsburgh	P	0	0	0.0	—	0	0	0	0.0	—	0	0	0
Dec 11	vs. Houston	P	2	10	5.0	8	0	0	0	0.0	—	0	0	0
Dec 18	at St. Louis*					INACTIVE								
Dec 24	vs. Arizona*					INACTIVE								

PLACED ON INJURED RESERVE ON DEC. 27

Regular Season Totals			13/2	37	317	8.6	49t	3	0	0	0.0	—	0	18
------------------------------	--	--	-------------	-----------	------------	------------	------------	----------	----------	----------	------------	----------	----------	-----------

DID YOU KNOW?

The Broncos in 2005 became the first team in NFL history to have two 100-yard rushers and a 300-yard passer in the same game. In Denver's contest against Philadelphia on Oct. 30, 2005, Mike Anderson (126 yds.) and Tatum Bell (107 yds.) each had at least 100 rushing yards while Jake Plummer (309 yds.) cleared the 300-yard passing mark in Denver's 49-21 victory.

2012 DENVER (13-3)		RECEIVING					KICK RETURNS					SCORING		
Date	Opponent	P/S	No.	Yds.	Avg.	LG	TD	No.	Yds.	Avg.	LG	TD	2pt.	Pts.
Sep 9	vs. Pittsburgh*					INACTIVE								
Sep 17	at Atlanta					INACTIVE								
Sep 23	vs. Houston					INACTIVE								
Sep 30	vs. Oakland*	P	0	0	0.0	—	0	0	0	0.0	—	0	0	0
Oct 7	at New England	P	0	0	0.0	—	0	0	0	0.0	—	0	0	0
Oct 15	at San Diego*	P	0	0	0.0	—	0	0	0	0.0	—	0	0	0
Oct 28	vs. New Orleans*	P	0	0	0.0	—	0	0	0	0.0	—	0	0	0
Nov 4	at Cincinnati*					INACTIVE								
Nov 11	at Carolina*	P	0	0	0.0	—	0	0	0	0.0	—	0	0	0
Nov 18	vs. San Diego*					INACTIVE								
Nov 25	at Kansas City*					INACTIVE								
Dec 2	vs. Tampa Bay*	P	0	0	0.0	—	0	0	0	0.0	—	0	0	0
Dec 6	at Oakland*	P	1	18	18.0	18	0	0	0	0.0	—	0	0	0
Dec 16	at Baltimore*					INACTIVE								
Dec 23	vs. Cleveland*					INACTIVE								
Dec 30	vs. Kansas City*	P	0	0	0.0	—	0	0	0	0.0	—	0	0	0
Regular Season Totals		8/0	1	18	18.0	18	0	0	0	0.0	—	0	0	0
Jan 12	vs. Baltimore†					INACTIVE								
Regular Season Totals		0/0	0	0	0.0	—	0	0	0	0.0	—	0	0	0

†AFC Divisional Playoff Game

2013 DENVER (13-3)		RECEIVING					KICK RETURNS					SCORING		
Date	Opponent	P/S	No.	Yds.	Avg.	LG	TD	No.	Yds.	Avg.	LG	TD	2pt.	Pts.
Sep 5	vs. Baltimore*	P	1	28	28.0	28t	1	0	0	0.0	—	0	0	6
Sep 15	at N.Y. Giants*	P	1	36	36.0	36	0	0	0	0.0	—	0	0	6
Sep 23	vs. Oakland*	P	0	0	0.0	—	0	0	0	0.0	—	0	0	0
Sep 29	vs. Philadelphia*	P	1	5	5.0	5	0	0	0	0.0	—	0	0	0
Oct 6	at Dallas*	P	0	0	0.0	—	0	0	0	0.0	—	0	0	0
Oct 13	vs. Jacksonville*	P	0	0	0.0	—	0	0	0	0.0	—	0	0	0
Oct 20	at Indianapolis*	P	0	0	0.0	—	0	0	0	0.0	—	0	0	0
Oct 27	vs. Washington*	P	1	14	14.0	14	0	0	0	0.0	—	0	0	0
Nov 10	at San Diego*	P	0	0	0.0	—	0	0	0	0.0	—	0	0	0
Nov 17	vs. Kansas City*	P	0	0	0.0	—	0	0	0	0.0	—	0	0	0
Nov 24	at New England	P	0	0	0.0	—	0	0	0	0.0	—	0	0	0
Dec 1	at Kansas City*	P	1	4	4.0	4	0	3	59	19.7	24	0	0	0
Dec 8	vs. Tennessee*	P	0	0	0.0	—	0	3	82	27.3	34	0	0	0
Dec 12	vs. San Diego	P	6	59	9.8	15t	2	0	0	0.0	—	0	0	0
Dec 22	at Houston*	S	2	12	6.0	13	0	0	0	0.0	—	0	0	0
Dec 29	at Oakland*	S	3	42	14.0	19	0	0	0	0.0	—	0	0	0
Regular Season Totals		16/2	16	200	12.5	36	3	6	141	23.5	34	0	0	6
Jan 12	vs. San Diego**	P	1	15	15.0	15	0	0	0	0.0	—	0	0	0
Jan 19	vs. New England*#	P	1	11	11.0	11	0	0	0	0.0	—	0	0	0
Feb 2	vs. Seattle§	P	0	0	0.0	—	0	0	0	0.0	—	0	0	0
Postseason Totals		3/0	2	26	13.0	15	0	0	0	0.0	—	0	0	6

†AFC Divisional Playoff Game; *AFC Championship Game; §Super Bowl XLVIII



QUINTON CARTER

38

SAFETY

6-1 • 200 • 4TH YR. • OKLAHOMA

BORN: July 20, 1988, in Las Vegas

HIGH SCHOOL: Cheyenne High School, Las Vegas

ACQUIRED: Draft #4a (108th overall), 2011

NFL YEAR: 4th • YEAR WITH BRONCOS: 4th

NFL GAMES PLAYED/STARTED: 19/10 • POSTSEASON GP/GS: 2/2



CARTER AT A GLANCE:

- A fourth-year safety who spent most of the last two seasons on injured reserve (knee) after appearing in 19 regular-season games (10 starts) and two postseason contests (2 starts) to begin his NFL career.
- Saw action in all 16 regular-season games and both playoff contests (12 combined starts) during his rookie campaign in 2011 and tied for third among Denver's defensive backs with 49 tackles (41 solo).
- Recorded an interception in consecutive playoff games during the 2011 postseason to become one of just nine rookies in the Super Bowl era to accomplish that feat.
- Earned consensus All-America honors and first-team All-Big 12 Conference recognition following his senior season at the University of Oklahoma in 2010.

- Played 44 career games (29 starts), opening every contest for Oklahoma during his final two seasons and contributing 184 tackles (110 solo) and eight interceptions (62 yds.) during that span.
- Recognized for his community involvement by being named to the Allstate AFCA Good Works Team in 2010 and receiving the Wooden Citizenship Cup in 2011.
- Selected by the Broncos in the fourth round (108th overall) of the 2011 NFL Draft.

CAREER TRANSACTIONS: Signed by Denver as a draft choice 7/27/11. Placed on injured reserve (knee) by Denver 9/29/12; Placed on injured reserve (knee) by Denver 8/27/13.



2013: Carter did not play in the preseason before being placed on injured reserve on Aug. 27 to undergo a procedure on his knee.

2012: Carter played three games (0 starts) on defense and special teams before being placed on injured reserve (knee) on Sept. 29... Totaled two special-teams stops through Week 3 to tie for second on the team during that span.

2011: Selected by the Broncos in the fourth round (108th overall) of the 2011 NFL Draft, Carter played all 16 games as a rookie, opening eight contests at free safety and two others at strong safety, while contributing 49 tackles (41 solo) and one sack (4 yds.) on defense and seven tackles on special teams... Started both postseason games for Denver, totaling a combined 10 tackles (6 solo) and recording an interception in each to become just the ninth rookie in the Super Bowl era to post an interception in consecutive playoff contests.

COLLEGE: Carter totaled 221 tackles (131 solo), eight interceptions (62 yds.), 21 passes defended and two fumble recoveries in 44 career games (29 starts) at the University of Oklahoma... Named a consensus All-America selection and a first-team All-Big 12 Conference honoree following his senior season after posting 96 tackles, four interceptions (38 yds.) and 10 passes defended... Selected as one of eight national semifinalists for the Lott IMPACT Trophy (college player with biggest impact on team) in 2010... Earned second-team All-Big 12 accolades as a junior after finishing second on the Sooners with 88 tackles (51 solo) to go along with four interceptions (24 yds.) and nine passes defended.

PERSONAL: Carter attended Cheyenne High School in Las Vegas, where he was named to the *Las Vegas Sun's* 2000s All-Decade Team as a defensive back... Named to the Allstate American Football Coaches Association Good Works Team in 2010 and was the recipient of the Wooden Citizenship Cup in 2011 in recognition for his community service and character... Founded the non-profit SOUL Organization (Serving Others through Unity and Leadership) during his sophomore year at Oklahoma, which includes a football camp that integrates classroom work and lectures about the value of education, eating right and making smart decisions... Volunteered time for KinderCare, teaching basic reading and writing skills to children, as well as the Oklahoma City Marathon, the University Center for Student Advancement and the OU Black Graduate Student Association... Graduated from Oklahoma with a degree in sociology and a minor in nonprofit-organization studies... Quinton Carter was born on July 20, 1988, in Las Vegas.

CARTER'S REGULAR SEASON RECORD

Year	Club	G	S	UT	A	TT	S-Yds.	I-Yds.	PD	FF	FR	TD-Int.	TD-FR	S	Pts.
2011	Denver	16	10	41	8	49	1-4	0-0	0	0	0	0	0	0	0
2012	Denver	3	0	0	0	0	0-0	0-0	0	0	0	0	0	0	0
CAREER TOTALS		19	10	41	8	49	1-4	0-0	0	0	0	0	0	0	0

ADDITIONAL STATISTICS: *Special teams tackles* — 2011 (7), 2012 (2), TOTAL (9).

CARTER'S POSTSEASON RECORD

Year	Club	G	S	UT	A	TT	S-Yds.	I-Yds.	PD	FF	FR	TD-Int.	TD-FR	S	Pts.
2011	Denver	2	2	6	4	10	0-0	2-26	2	0	0	0	0	0	0
CAREER TOTALS		2	2	6	4	10	0-0	2-26	2	0	0	0	0	0	0

CARTER'S SINGLE-GAME HIGHS

(Postseason in parentheses)

Tackles — 8 at Oakland, 11/6/11 (5, twice, last at New England, 1/14/12). **Interceptions** — None (1, twice, last at New England, 1/14/12). **Interception return yards** — None (17 at New England, 1/14/12). **Passes Defended** — None (1, twice, last at New England, 1/14/12). **Sacks** — 1 vs. New England, 12/18/11 (none). **Sack yards** — 4 vs. New England, 12/18/11 (none).

CARTER POSTS INTERCEPTIONS IN BACK-TO-BACK PLAYOFF GAMES

Carter recorded an interception in each of Denver's playoff contests during the 2011 season to become just the ninth rookie in the Super Bowl era to post an interception in consecutive postseason games.

LAST FIVE NFL ROOKIES TO RECORD AN INTERCEPTION IN CONSECUTIVE PLAYOFF GAMES

Player	Team	Season
Quinton Carter	Denver	2011
Domonique Rodgers-Cromartie	Arizona	2008
Antoine Bethea	Indianapolis	2006
Ricky Manning	Carolina	2003
Najee Mustafaa	Minnesota	1987

QUINTON CARTER'S CAREER GAME-BY-GAME

(Victories asterisked)

2011 DENVER (8-8)		TACKLES								
Date	Opponent	P/S	UT	A	TT	S-Yds.	I-Yds	PD	FF	FR
Sep 12	vs. Oakland	P	0	0	0	0-0	0-0	0	0	0
Sep 18	vs. Cincinnati*	P	0	0	0	0-0	0-0	0	0	0
Sep 25	at Tennessee	P	0	0	0	0-0	0-0	0	0	0
Oct 2	at Green Bay	P	2	0	2	0-0	0-0	0	0	0
Oct 9	vs. San Diego	P	5	0	5	0-0	0-0	0	0	0
Oct 23	at Miami*	S	2	0	2	0-0	0-0	0	0	0
Oct 30	vs. Detroit	S	3	0	3	0-0	0-0	0	0	0
Nov 6	at Oakland*	P	7	1	8	0-0	0-0	0	0	0
Nov 13	at Kansas City*	S	2	1	3	0-0	0-0	0	0	0
Nov 17	vs. N.Y. Jets*	S	3	0	3	0-0	0-0	0	0	0
Nov 27	at San Diego*	S	3	3	6	0-0	0-0	0	0	0
Dec 4	at Minnesota*	S	3	0	3	0-0	0-0	0	0	0
Dec 11	vs. Chicago*	S	2	0	2	0-0	0-0	0	0	0
Dec 18	vs. New England	S	5	2	7	1-4	0-0	0	0	0
Dec 24	at Buffalo	S	2	0	2	0-0	0-0	0	0	0
Jan 1	vs. Kansas City	S	2	1	3	0-0	0-0	0	0	0
Regular Season Totals			16/10	41	8	49	1-4	0-0	0	0
Jan 8	vs. Pittsburgh* [§]	S	5	0	5	0-0	1-9	1	0	0
Jan 14	at New England [†]	S	1	4	5	0-0	1-17	1	0	0
Postseason Totals			2/2	6	4	10	0-0	2-26	2	0

[§]AFC Wild Card Game; [†]AFC Divisional Playoff Game

2012 DENVER (13-3)		TACKLES								
Date	Opponent	P/S	UT	A	TT	S-Yds.	I-Yds	PD	FF	FR
Sep 9	vs. Pittsburgh*	P	0	0	0	0-0	0-0	0	0	0
Sep 17	at Atlanta	P	0	0	0	0-0	0-0	0	0	0
Sep 23	vs. Houston	P	0	0	0	0-0	0-0	0	0	0
PLACED ON INJURED RESERVE ON SEPT. 29										
Regular Season Totals			3/0	0	0	0	0-0	0-0	0	0

2013 DENVER (13-3)		TACKLES								
Date	Opponent	P/S	UT	A	TT	S-Yds.	I-Yds	PD	FF	FR
PLACED ON INJURED RESERVE ON AUG. 27										



TONY CARTER

32

CORNERBACK

5-9 • 175 • 6TH YR. • FLORIDA STATE

BORN: May 24, 1986, in Tallahassee, Fla.

HIGH SCHOOL: Mandarin High School, Jacksonville, Fla.

ACQUIRED: Free Agent, 2011

NFL YEAR: 6th • **YEAR WITH BRONCOS:** 5th

NFL GAMES PLAYED/STARTED: 34/3 • **POSTSEASON GP/GS:** 5/0



CARTER AT A GLANCE

- A sixth-year cornerback who appeared in 34 career regular-season games (3 starts) and five playoff contests with Denver (2009, '11-13) and New England (2010), totaling 37 tackles (32 solo), three interceptions (55 yds.), 21 passes defensed and two fumble recoveries during his first five NFL seasons.
- Allowed the fewest completions (27) among players with at least 60 defensive targets during the 2012 season as one of just three NFL players with a fumble recovery for a touchdown and interception for a touchdown.
- Became the 14th player in team history to recover a fumble and intercept a pass in the same game at San Diego (10/15/12).
- Saw action in three regular-season contests and both playoff games for Denver in 2011 after spending a portion of the year on the team's practice squad.
- Spent the first 13 games of the 2010 season on New England's practice squad before being promoted to the Patriots' active roster for the final three weeks.
- Competed on Denver's practice squad for the first 14 weeks of his rookie year in 2009 before spending the final three weeks of the season on its active roster, playing in two games (1 start).
- Started 33 consecutive games to finish his career at Florida State University, where he opened

all 50 games played for his collegiate career.

- Received second-team All-Atlantic Coast Conference honors as a 13-game starter for the Seminoles as a senior.
- Joined the Broncos as a free agent on Nov. 30, 2011.
- Entered the NFL with Denver as a college free agent on April 27, 2009.

CAREER TRANSACTIONS: Signed by Denver as a college free agent 4/27/09; Waived by Denver 9/5/09; Signed by Denver (practice squad) 9/6/09; Signed by Denver (active roster) 12/19/09; Waived/injured by Denver 8/23/10; Signed by New England (practice squad) 9/7/10; Signed by New England (active roster) 12/18/10; Waived by New England 7/29/11; Signed by Minnesota 8/11/11; Waived by Minnesota 9/3/11; Signed by Denver (practice squad) 11/30/11; Signed by Denver (active roster) 12/13/11.



2013: Carter played 12 regular-season games (2 starts) for the Broncos and totaled 11 tackles (10 solo), one interception (0 yds.) and eight passes defended in addition to a pair of special-teams stops... Appeared in two playoff games and contributed five tackles (4 solo) to go along with two passes defended... Made his second NFL start and set a career high with four pass breakups that tied for the sixth-most in team history in a single game vs. Bal. (9/5)... Intercepted a pass and matched his career high with four pass breakups and one tackle for loss in Denver's Week 2 win at NYG (9/15)... Set a career postseason high with four tackles and two pass breakups in Denver's AFC Championship Game vs. N.E. (1/19).

2012: Carter set career highs in every category, finishing with 24 tackles, two interceptions, 12 pass breakups, one fumble recovery and two defensive touchdowns (one fumble return, one interception return) in 15 regular-season games... Totaled the most pass breakups (12) in the NFL by a non-starter and tied for third among undrafted players... Represented one of three players to return both an interception and fumble for a touchdown... Allowed the fewest completions (27) among NFL players targeted at least 60 times... Recorded the sixth-longest fumble return for a touchdown in team history (65 yds.) and became the 14th player in Broncos history to recover a fumble and intercept a pass in the same game at S.D. (10/15)... Intercepted Panthers quarterback Cam Newton's pass and returned it 40 yards for his second touchdown of the season at Car. (11/11)... Made a special-teams stop in Denver's AFC Divisional Playoff Game vs. Bal. (1/12).

2011: Carter played in Denver's final three regular-season games and both playoff contests after spending two weeks on the club's practice squad... Signed to the practice squad on Nov. 30... Contributed a special-teams tackle in Denver's AFC Divisional Playoff Game at N.E. (1/14).

2010: Carter was signed to New England's practice squad on Sept. 7 after being waived/injured by Denver on Aug. 23... Spent the first 13 games of the season on the Patriots' practice squad before being promoted to the active roster on Dec. 18... Played two games and contributed one solo tackle on the year.

2009: Carter entered the NFL with the Broncos as a college free agent on April 27 and played two games (1 start) for the club as a rookie, registering one solo tackle, one pass breakup and one fumble recovery... Added two stops on special teams... Joined defensive lineman Chris Baker and punter Britton Colquitt as one of three college free agents to play for Denver as a rookie in 2009... Spent the first 14 weeks of the year on Denver's practice squad before he was signed to its active roster on Dec. 19... Made his NFL debut vs. Oak. (12/20) and recorded one solo tackle, one pass breakup, one fumble recovery and one special-teams stop... Started his first career game at Phi. (12/27) and had one special-teams tackle in that contest.

COLLEGE: Carter started all 50 career games he played at Florida State University and totaled 139 tackles (104 solo), nine interceptions (173 yds.) and 26 pass breakups... Returned three interceptions and one fumble for touchdowns... Added nine career punt returns for 132 yards (14.7 avg.) with one touchdown... Started 33 consecutive games to end his collegiate career... Started all 13 games for FSU as a senior in 2008, earning second-team All-Atlantic Coast Conference honors... Became the first player in Florida State history to return a blocked extra point and a blocked field goal for scores in the same game when he accomplished the feat as a sophomore against Clemson (9/16/06)... Named second-team freshman All-America and freshman All-ACC as a redshirt freshman in 2005, registering a team-high 12 pass breakups while starting all 13 games.

PERSONAL: Carter attended Mandarin High School in Jacksonville, Fla., where he was rated the No. 2 cornerback in the nation by Rivals.com and also saw time at quarterback and wide receiver... Father, Tony Sr., played basketball at Florida State... Carter received a bachelor's degree in social science from Florida State and is working toward a second degree in political science from the school... Tony Lamar Carter Jr. was born on May 24, 1986, in Tallahassee, Fla.

CARTER IS A STICKY DEFENDER

FEWEST COMPLETIONS ALLOWED, NFL, 2012 (MIN. 60 DEFENSIVE TARGETS)

Player	Tgt.	Rec.	Pct.
1. Tony Carter, Den.	60	27	45.0
2. Ike Taylor, Pitt.	73	29	39.7
3. Casey Hayward, G.B.	69	30	43.5
4. Brandon Browner, Sea.	65	30	46.2
5. Robert McClain	63	33	52.4

CARTER'S REGULAR SEASON RECORD

Year	Club	G	S	UT	A	TT	S-Yds.	I-Yds.	PBU	FF	FR	TD-Int.	TD-FR	S	Pts.
2009	Denver	2	1	1	0	1	0-0	0-0	1	0	1	0	0	0	0
2010	New England	2	0	1	0	1	0-0	0-0	0	0	0	0	0	0	0
2011	Denver	3	0	0	0	0	0-0	0-0	0	0	0	0	0	0	0
2012	Denver	15	0	20	4	24	0-0	2-55	12	0	1	1	1	0	12
2013	Denver	12	2	10	1	11	0-0	1-0	8	0	0	0	0	0	0
CAREER TOTALS		34	3	32	5	37	0-0	3-55	21	0	2	1	1	0	12

ADDITIONAL STATISTICS: Special teams tackles — 2009 (2), 2012 (2), 2013 (2), TOTAL (6).

CARTER'S POSTSEASON RECORD

Year	Club	G	S	UT	A	TT	S-Yds.	I-Yds.	PBU	FF	FR	TD-Int.	TD-FR	S	Pts.
2011	Denver	2	0	0	0	0	0-0	0-0	0	0	0	0	0	0	0
2012	Denver	1	0	1	0	1	0-0	0-0	0	0	0	0	0	0	0
2013	Denver	2	0	4	1	5	0-0	0-0	2	0	0	0	0	0	0
CAREER TOTALS		5	0	5	1	6	0-0	0-0	2	0	0	0	0	0	0

ADDITIONAL STATISTICS: Special teams tackles — 2011 (1), 2012 (1), TOTAL (2).

CARTER'S SINGLE-GAME HIGHS

(Postseason in parentheses)

Tackles — 6 at Oakland, 12/6/12 (4 vs. New England, 1/19/14). **Interceptions** — 1, three times, last at N.Y. Giants, 9/15/13 (none). **Interception return yards** — 40 at Carolina, 11/11/12 (none). **Passes Defended** — 4, twice, last at N.Y. Giants, 9/15/13 (2 vs. New England, 1/19/14). **Fumble recoveries** — 1, twice, last at San Diego, 10/15/12 (none). **Fumble return yards** — 65 at San Diego, 10/15/12 (none).

TONY CARTER'S CAREER GAME-BY-GAME

(Victories asterisked)

2009 DENVER (8-8)		TACKLES															
Date	Opponent	P/S	UT	A	TT	S-Yds.	I-Yds.	PBU	FF	FR							
Games 1-13													PRACTICE SQUAD				
Dec 20	vs. Oakland	P	1	0	1	0-0	0-0	1	0	1							
Dec 27	at Philadelphia	S	0	0	0	0-0	0-0	0	0	0							
Jan 3	vs. Kansas City	INACTIVE															
Regular Season Totals		2/1	1	0	1	0-0	0-0	1	0	1							
2010 NEW ENGLAND (14-2)		TACKLES															
Date	Opponent	P/S	UT	A	TT	S-Yds.	I-Yds.	PBU	FF	FR							
Games 1-13													PRACTICE SQUAD				
Dec 19	vs. Green Bay*	P	0	0	0	0-0	0-0	0	0	0							
Dec 26	at Buffalo*	DID NOT PLAY															
Jan 2	vs. Miami*	P	1	0	1	0-0	0-0	0	0	0							
Regular Season Totals		2/0	1	0	1	0-0	0-0	0	0	0							
2011 DENVER (8-8)		TACKLES															
Date	Opponent	P/S	UT	A	TT	S-Yds.	I-Yds.	PD	FF	FR							
Games 1-11													NOT WITH TEAM				
Games 12-13													PRACTICE SQUAD				
Dec 18	vs. New England	P	0	0	0	0-0	0-0	0	0	0							
Dec 24	at Buffalo	P	0	0	0	0-0	0-0	0	0	0							
Jan 1	vs. Kansas City	P	0	0	0	0-0	0-0	0	0	0							
Regular Season Totals		3/0	0	0	0	0-0	0-0	0	0	0							
Jan 8	vs. Pittsburgh*§	P	0	0	0	0-0	0-0	0	0	0							
Jan 14	at New England†	P	0	0	0	0-0	0-0	0	0	0							
Postseason Totals		2/0	0	0	0	0-0	0-0	0	0	0							
§AFC Wild Card Game; †AFC Divisional Playoff Game																	
2012 DENVER (13-3)		TACKLES															
Date	Opponent	P/S	UT	A	TT	S-Yds.	I-Yds.	PBU	FF	FR							
Sep 9	vs. Pittsburgh*	P	0	0	0	0-0	0-0	0	0	0							
Sep 17	at Atlanta	P	2	0	2	0-0	0-0	1	0	0							
Sep 23	vs. Houston	P	1	0	1	0-0	0-0	0	0	0							
Sep 30	vs. Oakland*	P	0	0	0	0-0	0-0	0	0	0							
Oct 7	at New England	P	0	0	0	0-0	0-0	0	0	0							
Oct 15	at San Diego*	P	2	0	2	0-0	1-15	2	0	1							
Oct 28	vs. New Orleans*	P	1	0	1	0-0	0-0	2	0	0							
Nov 4	at Cincinnati*	P	1	0	1	0-0	0-0	2	0	0							
Nov 11	at Carolina*	P	1	1	2	0-0	1-40	1	0	0							
Nov 18	vs. San Diego*	P	4	1	5	0-0	0-0	0	0	0							
Nov 25	at Kansas City*	P	2	0	2	0-0	0-0	0	0	0							
Dec 2	vs. Tampa Bay*	P	0	0	0	0-0	0-0	2	0	0							
Dec 6	at Oakland*	P	4	2	6	0-0	0-0	1	0	0							
Dec 16	at Baltimore*	P	2	0	2	0-0	0-0	0	0	0							
Dec 23	vs. Cleveland*	INACTIVE															
Dec 30	vs. Kansas City*	P	0	0	0	0-0	0-0	1	0	0							
Regular Season Totals		15/0	20	4	24	0-0	2-55	12	0	1							
Jan 12	vs. Baltimore†	P	1	0	1	0-0	0-0	0	0	0							
Postseason Totals		1/0	1	0	1	0-0	0-0	0	0	0							

†AFC Divisional Playoff Game

2013 DENVER (13-3)		TACKLES									
Date	Opponent	P/S	UT	A	TT	S-Yds.	I-Yds.	PBU	FF	FR	
Sep 5	vs. Baltimore*	S	3	1	4	0-0	0-0	4	0	0	
Sep 15	at N.Y. Giants*	P	3	0	3	0-0	1-0	4	0	0	
Sep 23	vs. Oakland*	S	1	0	1	0-0	0-0	0	0	0	
Sep 29	vs. Philadelphia*	P	2	0	2	0-0	0-0	0	0	0	
Oct 6	at Dallas*	P	0	0	0	0-0	0-0	0	0	0	
Oct 13	vs. Jacksonville*										
Oct 20	at Indianapolis										
Oct 27	vs. Washington*										
Nov 10	at San Diego*	P	0	0	0	0-0	0-0	0	0	0	
Nov 17	vs. Kansas City*										
Nov 24	at New England	P	0	0	0	0-0	0-0	0	0	0	
Dec 1	at Kansas City*	P	0	0	0	0-0	0-0	0	0	0	
Dec 8	vs. Tennessee*	P	0	0	0	0-0	0-0	0	0	0	
Dec 12	vs. San Diego	P	0	0	0	0-0	0-0	0	0	0	
Dec 22	at Houston*	P	0	0	0	0-0	0-0	0	0	0	
Dec 29	at Oakland*	P	1	0	1	0-0	0-0	0	0	0	
Regular Season Totals			12/2	10	1	11	0-0	1-0	8	0	0
Jan 12	vs. San Diego*†										
Jan 19	vs. New England*#	P	3	1	4	0-0	0-0	2	0	0	
Feb 2	vs. Seattle§	P	1	0	1	0-0	0-0	0	0	0	
Postseason Totals			2/0	4	1	5	0-0	0-0	2	0	0

†AFC Divisional Playoff Game; #AFC Championship Game; §Super Bowl XLVIII



JAMAR CHANEY

51

LINEBACKER

6-0 • 242 • 5TH YR. • MISSISSIPPI STATE

BORN: Oct. 11, 1986, in Fort Pierce, Fla.

HIGH SCHOOL: West Centennial High School, St. Lucie, Fla.

ACQUIRED: Free Agent, 2014

NFL YEAR: 5th • **YEAR WITH BRONCOS:** 1st

NFL GAMES PLAYED/STARTED: 45/23 • **POSTSEASON GP/GS:** 1/1



CHANEY AT A GLANCE:

- A fifth-year player in his first season with the Broncos who appeared in 45 regular-season games (23 starts) and played all three linebacker positions with Philadelphia (2010-12) and Atlanta (2013).
- Owns 161 career tackles (124 solo), one sack (9 yds.), three interceptions (25 yds.), 12 passes defended and one forced fumble in the regular season in addition to posting 24 career special-teams stops.
- Started all 16 games for the Eagles in 2011 and led the team with 104 tackles (84 solo) while tying for second on the club with three interceptions and 10 passes defended.
- Tallied a career-best 16 tackles (12 solo) along with a forced fumble in his first career start at N.Y. Giants (12/19/10).
- Opened his first career postseason contest in the Eagles' NFC Wild Card Playoff Game vs. Green Bay (1/9/11) and recorded a team-high 11 tackles (9 solo) with one forced fumble.
- Started 39-of-49 career games at Mississippi State University and totaled 288 tackles, 4.5 sacks, three forced fumbles and two interceptions as a two-time second-team All-Southeastern Conference selection for the Bulldogs.
- Joined the Broncos as a free agent on Jan. 22, 2014.
- Selected by Philadelphia in the seventh round (220th overall) of the 2010 NFL Draft.

CAREER TRANSACTIONS: Signed by Philadelphia as a draft choice 6/4/10; Waived by Philadelphia 8/26/13; Signed by Atlanta 9/17/13; Waived by Atlanta 10/22/13; Signed by Denver 1/22/14.



2013: Chaney played one game for Atlanta after being waived by Philadelphia at the end of the preseason... Inactive for two games and didn't play in another before being waived by the Falcons on Oct. 22.

2012: Chaney appeared in 14 games (5 starts) for Philadelphia and totaled 21 tackles (14 solo) and one pass defended in addition to tying for fourth on the club with 10 special-teams stops.

2011: Chaney started all 16 games for the Eagles and led the team with 104 tackles (84 solo) while tying for second on the team with three interceptions and 10 passes defended... Added one sack (9 yds.) and three special-teams tackles... Posted his first career interception at Buf. (10/9) and recorded his first NFL sack vs. Ari. (11/13).

2010: Selected by Philadelphia in the seventh round (220th overall) of the 2010 NFL Draft, Chaney saw action

in 14 regular-season games (2 starts) as a rookie and totaled 36 tackles (26 solo), one pass defended and one forced fumble to go along with 11 special-teams stops... Made his first career start at NYG (12/19) and recorded a personal-best 16 tackles (12 solo) to go along with a forced fumble... Started the Eagles' NFC Wild Card Playoff Game vs. G.B. (1/9) and led the team with 11 tackles and one forced fumble.

COLLEGE: Chaney played 49 career games (39 starts) at Mississippi State University and collected 288 tackles, 4.5 sacks, three forced fumbles and two interceptions while earning second-team All-Southeastern Conference recognition following his final two seasons playing for the Bulldogs... Earned medical redshirt in 2008 due to a leg injury.

PERSONAL: Chaney attended West Centennial High School in St. Lucie, Fla. where he set a school record with 31 career sacks... Earned third-team Class AAA all-state honors following his senior year while also seeing time at tight end... Jamar Antwon Chaney was born on Oct. 1986, in Fort Pierce, Fla.

CHANEY'S REGULAR SEASON RECORD

Year	Club	G	S	UT	A	TT	S-Yds.	I-Yds.	PD	FF	FR	TD-Int.	TD-FR	S	Pts.
2010	Philadelphia	14	2	26	10	36	0-0	0-0	1	1	0	0	0	0	0
2011	Philadelphia	16	16	84	20	104	1-9	3-25	10	0	0	0	0	0	0
2012	Philadelphia	14	5	14	7	21	0-0	0-0	1	0	0	0	0	0	0
2013	Atlanta	1	0	0	0	0	0-0	0-0	0	0	0	0	0	0	0
CAREER TOTALS		45	23	124	37	161	1-9	3-25	12	1	0	0	0	0	0

ADDITIONAL STATISTICS: Special teams tackles — 2010 (11), 2011 (3), 2012 (10), TOTAL (24).

CHANEY'S POSTSEASON RECORD

Year	Club	G	S	UT	A	TT	S-Yds.	I-Yds.	PD	FF	FR	TD-Int.	TD-FR	S	Pts.
2010	Philadelphia	1	1	9	2	11	0-0	0-0	0	1	0	0	0	0	0
CAREER TOTALS		1	1	9	2	11	0-0	0-0	0	1	0	0	0	0	0

CHANEY'S SINGLE-GAME HIGHS

(Postseason in parentheses)

Tackles — 16 at N.Y. Giants, 12/19/10 (11 vs. Green Bay, 1/9/11). **Sacks** — 1 vs. Arizona, 11/13/11 (none). **Sack yards** — 9 vs. Arizona, 11/13/11 (none). **Interceptions** — 1, three times, last vs. N.Y. Jets, 12/18/11 (none). **Interception return yards** — 14 at N.Y. Giants, 11/20/11 (none). **Passes Defended** — 2, three times, last at N.Y. Giants, 11/20/11 (none).

JAMAR CHANEY'S CAREER GAME-BY-GAME

(Victories asterisked)

2010 PHILADELPHIA (10-6)		TACKLES														
Date	Opponent	P/S	UT	A	TT	S-Yds.	I-Yds.	PD	FF	FR						
Sep 12	vs. Green Bay					INACTIVE										
Sep 19	at Detroit*	P	0	0	0	0-0	0-0	0	0	0						
Sep 26	at Jacksonville*	P	2	0	2	0-0	0-0	0	0	0						
Oct 3	vs. Washington	P	0	0	0	0-0	0-0	0	0	0						
Oct 10	at San Francisco*	P	0	0	0	0-0	0-0	0	0	0						
Oct 17	vs. Atlanta*	P	0	0	0	0-0	0-0	0	0	0						
Oct 24	at Tennessee	P	0	0	0	0-0	0-0	0	0	0						
Nov 7	vs. Indianapolis*	P	0	0	0	0-0	0-0	0	0	0						
Nov 15	at Washington*	P	0	2	2	0-0	0-0	0	0	0						
Nov 21	vs. N.Y. Giants*	P	0	0	0	0-0	0-0	0	0	0						
Nov 28	at Chicago	P	0	0	0	0-0	0-0	0	0	0						
Dec 2	vs. Houston*	P	0	0	0	0-0	0-0	0	0	0						
Dec 12	at Dallas*	P	5	3	8	0-0	0-0	0	0	0						
Dec 19	at N.Y. Giants*	S	12	4	16	0-0	0-0	0	1	0						
Dec 28	vs. Minnesota	S	7	1	8	0-0	0-0	1	0	0						
Jan 2	vs. Dallas		DID NOT PLAY													
Regular Season Totals			14/2	26	10	36	0-0	0-0	1	1	0					
Jan 9	vs. Green Bay [§]	S	9	2	11	0-0	0-0	0	1	0						
Postseason Totals			1/1	9	2	11	0-0	0-0	0	1	0					
[§] NFC Wild Card Game																
2011 PHILADELPHIA (8-8)		TACKLES														
Date	Opponent	P/S	UT	A	TT	S-Yds.	I-Yds.	PD	FF	FR						
Sep 11	at St. Louis*	S	6	1	7	0-0	0-0	2	0	0						
Sep 18	at Atlanta	S	7	2	9	0-0	0-0	0	0	0						
Sep 25	vs. N.Y. Giants	S	3	3	6	0-0	0-0	0	0	0						
Oct 2	vs. San Francisco	S	7	3	10	0-0	0-0	0	0	0						
Oct 9	at Buffalo	S	6	2	8	0-0	1-10	1	0	0						
Oct 16	at Washington*	S	4	2	6	0-0	0-0	1	0	0						
Oct 30	vs. Dallas*	S	7	0	7	0-0	0-0	2	0	0						
Nov 7	vs. Chicago	S	8	2	10	0-0	0-0	0	0	0						
Nov 13	vs. Arizona	S	7	1	8	1-9	0-0	1	0	0						
Nov 20	at N.Y. Giants*	S	5	0	5	0-0	1-14	2	0	0						
Nov 27	vs. New England	S	3	1	4	0-0	0-0	1	0	0						
Dec 1	at Seattle	S	9	1	10	0-0	0-0	0	0	0						
Dec 11	at Miami*	S	4	0	4	0-0	0-0	0	0	0						
Dec 18	vs. N.Y. Jets*	S	4	1	5	0-0	1-1	1	0	0						
Dec 24	at Dallas*	S	3	1	4	0-0	0-0	0	0	0						
Jan 1	vs. Washington*	S	1	0	1	0-0	0-0	0	0	0						
Regular Season Totals			16/16	84	20	104	1-9	3-25	10	0	0					

2012 PHILADELPHIA (4-12)		TACKLES									
Date	Opponent	P/S	UT	A	TT	S-Yds.	I-Yds.	PD	FF	FR	
Sep 9	at Cleveland*	P	0	0	0	0-0	0-0	0	0	0	
Sep 16	vs. Baltimore*	P	0	0	0	0-0	0-0	0	0	0	
Sep 23	at Arizona	P	0	0	0	0-0	0-0	0	0	0	
Sep 30	vs. N.Y. Giants*	S	2	2	4	0-0	0-0	0	0	0	
Oct 7	at Pittsburgh	S	0	0	0	0-0	0-0	0	0	0	
Oct 14	vs. Detroit										
Oct 28	vs. Atlanta										
Nov 5	at New Orleans	P	0	0	0	0-0	0-0	0	0	0	
Nov 11	vs. Dallas	P	0	0	0	0-0	0-0	0	0	0	
Nov 18	at Washington	P	0	0	0	0-0	0-0	0	0	0	
Nov 26	vs. Carolina	P	0	0	0	0-0	0-0	0	0	0	
Dec 2	at Dallas	P	0	0	0	0-0	0-0	0	0	0	
Dec 9	at Tampa Bay*	P	3	1	4	0-0	0-0	1	0	0	
Dec 13	vs. Cincinnati	S	6	2	8	0-0	0-0	0	0	0	
Dec 23	vs. Washington	S	2	2	4	0-0	0-0	0	0	0	
Dec 30	at N.Y. Giants	S	1	0	1	0-0	0-0	0	0	0	
Regular Season Totals			14/5	14	7	21	0-0	0-0	1	0	0

2013 ATLANTA (4-12)		TACKLES									
Date	Opponent	P/S	UT	A	TT	S-Yds.	I-Yds.	PD	FF	FR	
Sep 8	at New Orleans										
Sep 15	vs. St. Louis*										
Sep 22	at Miami										
Sep 29	vs. New England										
Oct 7	vs. N.Y. Jets	P	0	0	0	0-0	0-0	0	0	0	
Oct 20	vs. Tampa Bay*										
DID NOT PLAY WAIVED BY ATLANTA ON OCT. 22											
Regular Season Totals			1/0	0	0	0	0-0	0-0	0	0	0



RYAN CLADY

78

OFFENSIVE TACKLE

6-6 • 315 • 7TH YR. • BOISE STATE

BORN: Sept. 6, 1986, in Long Beach, Calif.

HIGH SCHOOL: Eisenhower High School, Rialto, Calif.

ACQUIRED: Draft #1 (12th overall), 2008

NFL YEAR: 7th • **YEAR WITH BRONCOS:** 7th

NFL GAMES PLAYED/STARTED: 82/82 • **POSTSEASON GP/GS:** 3/3



CLADY AT A GLANCE:

- A seventh-year offensive tackle who opened all 82 regular-season games and three playoff contests he appeared in during his first six NFL seasons with Denver.
- Before being placed on injured reserve two games into the 2013 season, Clady was just the fourth offensive lineman in NFL history to start every game (80) and make at least three Pro Bowls (3) during his first five seasons.
- Joined cornerback Brandon Carr and quarterback Joe Flacco as the only players from the 2008 draft class to start every possible game from 2008-12.
- Earned his third Pro Bowl selection in 2012 and was named first-team All-Pro by the Associated Press and PFW/PFWA after allowing the fewest sacks in the NFL (1.0) among 16-game starting tackles.
- Selected to the 2012 USA Football All-Fundamentals Team for exhibiting exemplary football techniques for youth players to emulate.
- Named to his second career Pro Bowl in 2011 after helping Denver lead the NFL with a team-record 164.5 yards per game on the ground.
- Elected as Denver's recipient of the Ed Block Courage Award in 2010 after recovering from an off-season knee injury to start all 16 games.
- Named a first-team All-Pro by the Associated Press in 2009, making him only the fifth tackle since the 1970 NFL merger to earn that distinction by his second professional season.
- Became just the 11th tackle in NFL history to receive Pro Bowl honors by his second season in 2009 when he was voted a starter for the league's all-star contest.
- Did not allow a full sack in his first 20 starts according to Stats Inc., marking the longest such streak by a tackle to begin his career since at least 1994.

78's TROPHY CASE

- Pro Bowls (3)** 2009, '11-12
- All-Pro (First Team)** 2009, '12
- All-Pro (Second Team)** 2008

- Earned second-team All-Pro honors (Associated Press) while finishing third in NFL Offensive Rookie of the Year voting in 2008 after helping Denver tie for first in the NFL in fewest sacks allowed (12) and rank second in the league in yards per game (395.8).
- Became the first offensive lineman to be named Diet Pepsi NFL Rookie of the Week in the five-year history of the award for his play vs. Kansas City (12/7/08).
- Started 37 of his 39 career games played at Boise State University, where he earned first-team All-Western Athletic Conference honors during his final two seasons and was part of its undefeated team (13-0) in 2006.
- Selected by the Broncos in the first round (12th overall) of the 2008 NFL Draft.

CAREER TRANSACTIONS: Signed by Denver as a draft choice 7/25/08; Placed on injured reserve by Denver 9/18/13.



2013: Clady injured his foot in Denver's Week 2 win at NYG (9/15) and was placed on injured reserve on Sept. 18.

2012: Clady opened all 16 games for the fifth consecutive season and allowed the fewest sacks in the NFL (1.0) among starting tackles to earn his third career Pro Bowl selection... Named a first-team All-Pro by the Associated Press and PFW/PFWA... Recognized as the offensive lineman of the week by Peter King of *Sports Illustrated* after playing on a unit that earned the Madden Most Valuable Protectors Award for allowing zero sacks, one quarter-back hit and helping the team rush for 225 yards vs. N.O. (10/28).

2011: Clady opened all 16 regular-season games for the fourth consecutive season to begin his career and earned his second Pro Bowl selection... Opened both of Denver's postseason contests... Helped the Broncos lead the NFL in rushing, setting a franchise record with 164.5 yards per game on the ground.

2010: Clady recovered from an offseason knee injury to start all 16 games for Denver and run his consecutive games started streak to 48 contests to begin his career... Named the Broncos' recipient of the Ed Block Courage Award for his heart and determination in rehabbing from his patella tendon injury.

2009: Clady earned the first Pro Bowl selection (starter) of his NFL career and was a consensus All-Pro, starting all 16 games at left tackle for the Broncos and not missing a snap for the second consecutive year... Became only the fifth tackle since the 1970 NFL merger to be named a first-team Associated Press All-Pro by his second professional season... Became just the 11th tackle in NFL history to earn Pro Bowl honors by his second professional season... Joined Gary Zimmerman (1995-97) and Tony Jones (1998) as one of three tackles in Denver history to receive Pro Bowl honors... Also picked up All-Pro recognition from *Pro Football Weekly*/PFWA, *The Sporting News* and ESPN.com... Named to the inaugural USA Football/NFLPA All-Fundamentals Team... Did not give up a full sack in Denver's first four games, extending his streak without giving up a full sack to his first 20 career starts to mark the longest such streak by a tackle to begin his career since at least 1994 (Stats Inc.)... Penalized only once for holding on the year.

2008: Selected by the Broncos in the first round (12th overall) of the 2008 NFL Draft, Clady started all 16 games and played every offensive snap for Denver at left tackle as a rookie... Named a second-team All-Pro by the Associated Press... Finished third in the Associated Press' NFL Offensive Rookie of the Year voting and received all-rookie honors from *Pro Football Weekly*/PFWA and *The Sporting News*... Also named All-AFC by *Pro Football Weekly*/PFWA and All-Joe by *USA Today*... Became the first offensive lineman to be named Diet Pepsi NFL Rookie of the Week in the five-year history of the award for his play vs. K.C. (12/7)... Credited with allowing the fewest sacks (0.5) among all 16-game starting tackles in the NFL according to Stats Inc.... Called for just three penalties (2 false start, 1 holding) on the year... One of three rookies in the NFL to start every game at left tackle, joining Jake Long (Miami) and Duane Brown (Houston)... Helped Denver tie for first in the league in sacks allowed with a franchise record-low 12 and rank second in the league in total offense (395.8 ypg)... Blocked for a Denver offense that ranked third in the NFL in yards per rush (4.8) despite placing a league-high seven running backs on injured reserve.

COLLEGE: Clady played 39 career games (37 starts) in three seasons at Boise State University, where he earned first-team All-Western Athletic Conference honors during his final two years at left tackle... Received first-team All-America honors from the American Football Coaches Association and *The Sporting News* while earning second-team recognition from the Walter Camp Football Foundation as a junior... Helped Boise State become the only undefeated major college football team in the country (13-0) en route to a final ranking of No. 5 (Associated Press) after its Fiesta Bowl win against Oklahoma in 2006... Started at right tackle as a redshirt freshman after competing along the defensive line on Boise State's scout team as a true freshman.

PERSONAL: Clady received first-team All-Citrus Belt League honors as well as first-team all-county and All-CIF recognition as a defensive lineman at Eisenhower High School in Rialto, Calif.... Registered 60 tackles, five sacks and one fumble recovery as a senior... Brother, Chris, lettered as a defensive lineman at Colorado State University-Pueblo in 2009... Majored in communications at Boise State... Is the son of Ross Clady... Ryan Clady was born on Sept. 6, 1986, in Long Beach, Calif.

CLADY'S FIRST HALF-DECADE IN THE NFL

OFFENSIVE LINEMEN TO START EVERY GAME AND MAKE 3+ PRO BOWLS DURING FIRST FIVE NFL SEASONS

Player	Pos.	Years	Pro Bowls
Ryan Clady, Den.	T	2008-12	3
Joe Thomas, Cle.	T	2007-11	5
Nick Mangold, NYJ	C	2006-10	3
Joe DeLamielleure, Buf.	G	1973-77	3

CLADY TURNS IN DOMINANT 2012 CAMPAIGN

FEWEST SACKS ALLOWED, 16-GAME STARTING TACKLES, NFL, 2012 (Stats Inc.)

Player	Pos.	GS	No.
1. Ryan Clady, Den.	LT	16	1.0
2. Max Starks, Pit.	LT	16	3.0
3. Orlando Franklin, Den.	RT	16	3.5
Sam Baker, Atl.	LT	16	3.5
Nate Solder, N.E.	LT	16	3.5

CLADY'S REGULAR SEASON RECORD

Year	Club	G	S
2008	Denver	16	16
2009	Denver	16	16
2010	Denver	16	16
2011	Denver	16	16
2012	Denver	16	16
2013	Denver	2	2
CAREER TOTALS		82	82

ADDITIONAL STATISTICS: Miscellaneous tackles — 2008 (1), 2010 (1), 2011 (1), TOTAL (3).

CLADY'S POSTSEASON RECORD

Year	Club	G	S
2011	Denver	2	2
2012	Denver	1	1
CAREER TOTALS		3	3



CHRIS CLARK

75

OFFENSIVE TACKLE

6-5 • 305 • 6TH YR. • SOUTHERN MISSISSIPPI

BORN: Oct. 1, 1985, in New Orleans

HIGH SCHOOL: McDonogh 35 High School, New Orleans

ACQUIRED: Waivers (Minnesota), 2010

NFL YEAR: 6th • **YEAR WITH BRONCOS:** 5th

NFL GAMES PLAYED/STARTED: 56/20 • **POSTSEASON GP/GS:** 6/3



CLARK AT A GLANCE:

- A sixth-year offensive tackle who appeared in 56 games (20 starts) with Denver during the last four seasons (2010-13) after two years competing on Minnesota's practice squad.
- Started 14 regular-season games and three playoff contests at left tackle in place of injured All-Pro Ryan Clady in 2013 as part of an offensive line that allowed the fewest sacks (20) in the NFL.
- Saw action in 43 combined regular season and playoff games for the Broncos from 2010-12 and made six starts at tight end while playing in the team's jumbo packages on offense.
- Spent the 2008 and '09 seasons on the Vikings' practice squad after competing in Tampa Bay's training camp as a rookie in '08.
- Started every game at left tackle during his final three seasons at the University of Southern Mississippi, earning All-Conference USA recognition following his senior year.
- Played in the New Orleans High School All-Star Game and was named an All-District offensive guard as a senior at McDonogh 35 High School in New Orleans.
- Assigned to the Broncos via waivers from Minnesota on Sept. 5, 2010.
- Entered the NFL with Tampa Bay as a college free agent on May 2, 2008.

CAREER TRANSACTIONS: Signed by Tampa Bay as a college free agent 5/2/08; Waived by Tampa Bay 8/30/08; Signed by Minnesota (practice squad) 9/10/08; Signed by Minnesota to a future contract 1/7/09; Waived by Minnesota 9/5/09; Signed by Minnesota (practice squad) 9/7/09; Signed by Minnesota to a future contract 1/25/10; Waived by Minnesota 9/4/10; Claimed off waivers by Denver 9/5/10.



2013: Clark appeared in all 16 regular-season games for the third consecutive season and set a career high with 14 starts at left tackle in place of injured All-Pro Ryan Clady... Started all three postseason contests... Was part of an offensive line unit that allowed the fewest sacks (20) in the NFL, as well as the most games allowing zero sacks (6)... Opened his first career game at left tackle in Denver's Week 3 win vs. Oak. (9/23)... Part of an

offensive line group that was named a collective Offensive Player of the Week by *Sports Illustrated's* Peter King for its performance in which it allowed zero sacks and zero quarterback hits against the NFL's top-ranked sack defense vs. K.C. (11/17).

2012: Clark appeared in all 16 regular-season games for the second consecutive season, seeing action in 63 snaps on offense and 88 plays on special teams.

2011: Clark played all 16 regular-season games (6 starts) and both playoff contests for Denver, seeing time on special teams and as an extra blocking tight end on offense.

2010: Clark played in Denver's final eight games (0 starts) after being assigned to the Broncos off waivers from Minnesota on Sept. 5... Played primarily on special teams and on Denver's goal-line and short-yardage packages... Made his NFL debut vs. K.C. (11/14), lining up as an eligible tackle on quarterback Tim Tebow's 1-yard touchdown run in the second quarter.

2009: Clark spent the 2009 season on Minnesota's practice squad.

2008: Clark, who entered the NFL as a college free agent with Tampa Bay on May 2, competed with the Buccaneers during training camp before being waived and spending his rookie season on Minnesota's practice squad.

COLLEGE: Clark played 48 games (39 starts) at the University of Southern Mississippi, opening every contest during his final three seasons at left tackle (30 starts) and left guard (9 starts)... Earned All-Conference USA honors following his junior and senior seasons as the Golden Eagles posted more than 2,000 rushing yards in both campaigns... Named to the Conference USA All-Freshman Team in 2004.

PERSONAL: Clark received all-district distinction at offensive guard and played in the 2002 New Orleans High School All-Star Game following his senior season at McDonough 35 High School in New Orleans... Won district and regional titles in shot put and discus as a prep senior... Chris Clark was born on Oct. 1, 1985, in New Orleans.

CLARK'S REGULAR SEASON RECORD

Year	Club	G	S
2008	Minnesota	PRACTICE SQUAD	
2009	Minnesota	PRACTICE SQUAD	
2010	Denver	8	0
2011	Denver	16	6
2012	Denver	16	0
2013	Denver	16	14
CAREER TOTALS		56	20

ADDITIONAL STATISTICS: *Miscellaneous tackles* — 2011 (1), TOTAL (1).

CLARK'S POSTSEASON RECORD

Year	Club	G	S
2011	Denver	2	0
2012	Denver	1	0
2013	Denver	3	3
CAREER TOTALS		6	3

ADDITIONAL STATISTICS: *Miscellaneous tackles* — 2013 (1), TOTAL (1).



BRITTON COLQUITT

4

PUNTER

6-3 • 205 • 6TH YR. • TENNESSEE

BORN: March 20, 1985, in Knoxville, Tenn.

HIGH SCHOOL: Bearden High School, Knoxville, Tenn.

ACQUIRED: Free Agent, 2009

NFL YEAR: 6th • **YEAR WITH BRONCOS:** 6th

NFL GAMES PLAYED/STARTED: 64/0 • **POSTSEASON GP/GS:** 6/0



COLQUITT AT A GLANCE:

- A sixth-year punter who is the franchise career leader in gross (45.8) and net (39.3) punting average (min. 100 punts).
- Broke his own franchise record with a 42.1 net punting average in 2012 that ranked third in the NFL, while ranking second in the league holding opponents to a 6.0-yard return average.
- Established Broncos single-season records in both gross (47.4) and net (40.2) punting average in 2011.
- Became just the third player in NFL history to post a 50-yard gross average and a 43-yard net average during a single month (min. 20 att.) when he averaged 50.3 gross yards and 43.5 net yards per punt in October 2011.
- Tied for the NFL lead with six games grossing 50 or more yards in 2010, while posting the 10th-highest gross punting average (44.6) in team annals.

- Punted five times for 281 yards at Arizona (12/12/10) to mark the highest single-game average (56.2) for a road game in franchise history.
- Completed brief stints on the Broncos' active roster and Miami's practice squad as a rookie in 2009.
- Joined by Kansas City's Dustin Colquitt as the first pair of brothers to punt in the NFL at the same time since 1941 (George and Wes McAfee).
- Averaged 42.6 yards on 209 career punts at the University of Tennessee, where he was a two-time All-Southeastern Conference selection and also handled kickoff duties.
- Entered the NFL with Denver as a college free agent on April 27, 2009.

CAREER TRANSACTIONS: Signed by Denver as a college free agent 4/27/09; Waived by Denver 9/1/09; Signed by Miami (practice squad) 12/22/09; Signed by Denver (active roster) 12/30/09.



2013: Colquitt played all 16 regular-season games and punted 65 times for 2,893 yards (44.5 gross / 38.8 net)... Recorded just three touchbacks to represent a personal best and tie for the sixth-fewest in the NFL... Punted in all three postseason games for the Broncos... Tied a career high by placing five punts inside the 20-yard line vs. Bal. (9/5)... Punted three times and placed two punts inside the 20, while only allowing one return for zero yards at K.C. (12/1)... Held for Matt Prater's NFL-record 64-yard field goal vs. Ten. (12/8).

2012: Colquitt played all 16 games and ranked third in the NFL with a 42.1 net average to break his own team record from the previous season... Punted 67 times for 3,099 yards (46.3 avg.) with 27 placed inside the 20 and just four touchbacks... Allowed just 6.0 yards per return to rank second in the NFL... Launched a career-long 67-yard punt at Atl. (9/17)... Set postseason career highs with a 48.8 gross average and 44.4 net average with three of his five punts downed inside the 20 in Denver's AFC Divisional Playoff Game vs. Bal. (1/12).

2011: Colquitt set franchise single-season records for gross (47.4) and net (40.2) average after punting 101 times for 4,783 yards with 33 kicks placed inside the 20-yard line... Averaged 51.5 yards on 36 punts from Denver's own 25-yard line and in... Kicked in both of Denver's postseason games, punting 11 times for 436 yards (39.6 gross / 37.1 net) with two punts inside the 20... Posted the second-highest single-game net punting average (51.0) on six punts vs. Cin. (9/18)... Averaged 50.3 gross yards and 43.5 net yards per punt in October to become just the third player in NFL history to post a 50-yard gross average and a 43-yard net average during a single month... Placed a career-high five punts inside the 20-yard line in Denver's season finale vs. K.C. (1/1).

2010: Colquitt played all 16 games and ranked fifth in the AFC and 11th in the NFL with a 44.6-yard gross average... Punted 86 times for 3,838 yards (44.6 gross / 36.6 net) with 19 punts placed inside the 20-yard line... Tied for the NFL lead with six games recording a gross average of 50-plus yards... Registered a 56.2 gross average at Ari. (12/12) to mark the third-highest total in franchise history (highest on the road).

2009: Colquitt, who entered the NFL with the Broncos as a college free agent on April 27, was waived by the club at the conclusion of training camp... Signed to Miami's practice squad on Dec. 22 before Denver signed him to its active roster on Dec. 30... Declared inactive for the Broncos' season finale vs. K.C. (1/3).

COLLEGE: Colquitt played 43 career games at Tennessee, punting 209 times for 8,897 yards (42.6 avg.) with 73 punts placed inside the 20-yard line while also handling kickoff duties... Only had one punt blocked at Tennessee... Earned All-Southeastern Conference honors twice... Played seven games as a senior in 2008, punting 42 times for 1,821 yards (43.4 avg.) with 13 punts placed inside the 20-yard line and a 71-yard long... Saw time in all 13 games for the Volunteers as a junior in 2007 and averaged 41.6 yards per punt (62-2,579) to earn second-team All-SEC honors... Ranked seventh in the nation and second in the SEC with a 44.9-yard punting average (46-2,066) as a sophomore in 2006 to earn consensus first-team All-SEC honors... Placed fourth in school history with his 44.9-yard punting average.

PERSONAL: Colquitt received all-state honors as a junior and senior at Bearden High School in Knoxville, Tenn., where he kicked and punted... Also lettered in soccer in high school, helping Bearden to a No. 1 national ranking and a state championship as a junior (25-0 record)... Father (Craig), brother (Dustin) and uncle (Jimmy) all punted for Tennessee... Craig Colquitt won two Super Bowl rings as the Steelers' punter from 1978-84, Dustin Colquitt punts for the Chiefs and Jimmy Colquitt punted for the Seahawks in 1985... Majored in mechanical engineering at Tennessee... Britton Colquitt was born on March 20, 1985, in Knoxville, Tenn.

COLQUITT A HOUSEHOLD NFL NAME

The Colquitt family has produced four NFL punters, including Britton's brother (Dustin), father (Craig) and uncle (Jimmy). Craig Colquitt won two Super Bowl rings as the Steelers' punter and Jimmy Colquitt played two games for the Seahawks in 1985. All four Colquitts attended the University of Tennessee.

Denver's Britton Colquitt and Kansas City's Dustin Colquitt are the first brothers to punt in the NFL at the same time since 1941 (George and Wes McAfee).

COLQUITTS WHO PLAYED IN THE NFL

Player	Team (Years)	GP	No.	Avg.	LG	In20	Net
Craig Colquitt	Pit. (1978-84); Ind. (1987)	97	431	41.3	74	112	34.8
Jimmy Colquitt	Sea. (1985)	2	12	40.1	55	3	34.3
Dustin Colquitt	K.C. (2005-Pres.)	142	744	44.9	81	285	39.3
Britton Colquitt	Den. (2009-Pres.)	64	319	45.8	67	102	39.3

COLQUITT'S FRANCHISE PUNTING RECORDS

HIGHEST GROSS PUNTING AVG., BRONCOS HISTORY

Player	Year	Gross Avg.
1. Britton Colquitt	2011	47.4
2. Tom Rouen	1998	46.9
3. Todd Sauerbrun	2007	46.8
4. Brett Kern	2009	46.7
5. Tom Rouen	1999	46.5

HIGHEST NET PUNTING AVG., BRONCOS HISTORY

Player	Year	Net Avg.
1. Britton Colquitt	2012	42.1
2. Britton Colquitt	2011	40.2
3. Mike Horan	1990	38.9
4. Tom Rouen	1997	38.1
5. Todd Sauerbrun	2005	38.0

COLQUITT'S REGULAR SEASON RECORD

Year	Club	G	S	No.	Yds.	Avg.	Net.	TB	In 20	LG	Bik.
2009	Den./Mia.	0	0	0	0	0.0	0.0	0	0	—	0
2010	Denver	16	0	86	3,835	44.6	36.6	7	19	63	0
2011	Denver	16	0	101	4,783	47.4	40.2	7	33	66	0
2012	Denver	16	0	67	3,099	46.3	42.1	4	27	67	0
2013	Denver	16	0	65	2,893	44.5	38.8	3	23	60	0
CAREER TOTALS		64	0	319	14,616	45.8	39.3	21	102	67	0

ADDITIONAL STATISTICS: Special teams tackles — 2010 (1), 2012 (1), TOTAL (2). Kickoffs — 2010 (1 for 69 yds., 69.0 avg.), TOTAL (1 for 69 yds., 69.0 avg.).

COLQUITT'S POSTSEASON RECORD

Year	Club	G	S	No.	Yds.	Avg.	Net.	TB	In 20	LG	Bik.
2011	Denver	2	0	11	436	39.6	37.1	0	2	50	0
2012	Denver	1	0	5	244	48.8	44.4	0	3	59	0
2013	Denver	3	0	3	108	36.0	29.3	1	1	48	0
CAREER TOTALS		6	0	19	788	41.5	37.8	1	6	59	0

COLQUITT'S SINGLE GAME HIGHS

(postseason in parentheses)

Punts — 9, four times, last vs. Kansas City, 1/1/12 (7 at New England, 1/14/12). **Gross punt average** — 56.2 at Arizona, 12/12/10 (48.8 vs. Baltimore, 1/12/13). **Net punt average** — 51.0 vs. Cincinnati, 9/18/11 (44.4 vs. Baltimore, 1/12/13). **Longest punt** — 67 at Atlanta, 9/17/12 (59 vs. Baltimore, 1/12/13). **Punts inside the 20** — 5, twice, last vs. Baltimore, 9/5/13 (3 vs. Baltimore, 1/12/13).

BRITTON COLQUITT'S CAREER GAME-BY-GAME

(Victories asterisked)

2010 DENVER (4-12)

PUNTING													
Date	Opponent	P/S	No.	Yds.	Avg.	Net.	TB	In 20	LG	Bik.	Opp. Ret.	Ret. Yds.	
Sep 12	at Jacksonville	P	4	172	43.0	36.5	0	1	51	0	3	26	
Sep 19	vs. Seattle*	P	4	205	51.3	30.8	0	2	63	0	3	82	
Sep 26	vs. Indianapolis	P	3	143	47.7	46.3	0	1	55	0	1	4	
Oct 3	at Tennessee*	P	5	208	41.6	35.8	1	2	51	0	1	9	
Oct 10	at Baltimore	P	7	281	40.1	35.7	0	0	53	0	3	31	
Oct 17	vs. N.Y. Jets	P	6	301	50.2	39.7	2	1	58	0	3	23	
Oct 24	vs. Oakland	P	7	364	52.0	45.3	0	0	61	0	6	47	
Oct 31	at San Francisco (London)	P	7	236	33.7	31.6	0	4	48	0	2	15	
Nov 14	vs. Kansas City*	P	2	82	41.0	23.0	1	0	46	0	1	16	
Nov 22	at San Diego	P	9	335	37.2	33.2	0	1	50	0	5	36	
Nov 28	vs. St. Louis	P	4	201	50.3	40.5	1	0	57	0	3	19	
Dec 5	at Kansas City	P	7	288	41.1	39.1	0	2	48	0	4	14	
Dec 12	at Arizona	P	5	281	56.2	41.8	0	0	60	0	5	72	
Dec 19	at Oakland	P	7	307	43.9	34.3	1	1	56	0	5	47	
Dec 26	vs. Houston*	P	4	174	43.5	35.0	1	2	52	0	2	14	
Jan 2	vs. San Diego	P	5	257	51.4	32.4	0	2	57	0	3	95	
Regular Season Totals			16/0	86	3,835	44.6	36.6	7	19	63	0	50	550

2011 DENVER (8-8)

PUNTING													
Date	Opponent	P/S	No.	Yds.	Avg.	Net.	TB	In 20	LG	Bik.	Opp. Ret.	Ret. Yds.	
Sep 12	vs. Oakland	P	4	165	41.3	31.3	2	1	65	0	0	0	
Sep 18	vs. Cincinnati*	P	6	335	55.8	51.0	0	1	59	0	5	29	
Sep 25	at Tennessee	P	5	246	49.2	45.0	0	4	62	0	4	21	
Oct 2	at Green Bay	P	2	98	49.0	45.5	0	0	53	0	2	7	
Oct 9	vs. San Diego	P	6	322	53.7	42.8	0	1	60	0	5	65	
Oct 23	at Miami*	P	9	435	48.3	41.4	0	2	66	0	4	62	
Oct 30	vs. Detroit	P	7	353	50.4	46.1	0	1	57	0	3	30	
Nov 6	at Oakland*	P	5	238	47.6	39.0	0	0	57	0	4	43	
Nov 13	at Kansas City*	P	7	307	43.9	39.7	0	4	60	0	3	29	
Nov 17	vs. N.Y. Jets*	P	8	350	43.8	34.4	2	3	56	0	3	35	
Nov 27	at San Diego*	P	9	391	43.4	37.2	2	3	61	0	3	16	
Dec 4	at Minnesota*	P	6	307	51.2	48.8	0	3	59	0	3	14	
Dec 11	vs. Chicago*	P	8	363	45.4	40.9	0	3	53	0	2	36	
Dec 18	vs. New England	P	3	165	55.0	47.3	0	1	60	0	3	23	
Dec 24	at Buffalo	P	7	306	43.7	24.4	0	1	50	0	3	135	
Jan 1	vs. Kansas City	P	9	402	44.7	38.0	1	5	55	0	4	40	
Regular Season Totals			16/0	101	4,783	47.4	40.2	7	33	66	0	51	585
Jan 8	vs. Pittsburgh* [§]	P	4	164	41.0	41.0	0	1	50	0	0	0	
Jan 14	at New England [†]	P	7	272	38.9	34.9	0	1	44	0	2	28	
Postseason Totals			2/0	11	436	39.6	37.1	0	2	50	0	2	28

[§]AFC Wild Card Game; [†]AFC Divisional Playoff Game

2012 DENVER (13-3)		PUNTING											
Date	Opponent	P/S	No.	Yds.	Avg.	Net.	TB	In 20	LG	Blk.	Opp.	Ret.	Ret. Yds.
Sep 9	vs. Pittsburgh*	P	2	90	45.0	33.5	0	1	46	0	2	2	23
Sep 17	at Atlanta	P	5	251	50.2	50.6	0	3	67	0	1	1	-2
Sep 23	vs. Houston	P	8	379	47.4	42.5	1	3	56	0	4	4	19
Sep 30	vs. Oakland	P	0	0	0.0	0.0	0	0	—	0	0	0	0
Oct 7	at New England	P	3	137	45.7	37.3	1	2	51	0	0	1	5
Oct 15	at San Diego*	P	5	223	44.6	41.8	0	2	56	0	4	4	14
Oct 28	vs. New Orleans*	P	5	232	46.4	42.6	1	3	55	0	1	1	-1
Nov 4	at Cincinnati*	P	3	140	46.7	47.0	0	1	49	0	3	3	-1
Nov 11	at Carolina*	P	6	288	48.0	46.3	0	3	60	0	3	3	10
Nov 18	vs. San Diego*	P	5	252	50.4	44.4	1	1	58	0	2	2	10
Nov 25	at Kansas City*	P	4	169	42.3	36.5	0	0	51	0	2	2	23
Dec 2	vs. Tampa Bay*	P	5	224	44.8	41.8	0	3	55	0	1	1	15
Dec 6	at Oakland*	P	2	89	44.5	40.5	0	2	53	0	1	1	8
Dec 16	at Baltimore*	P	8	344	43.0	36.5	0	2	49	0	5	5	52
Dec 23	vs. Cleveland*	P	3	147	49.0	45.3	0	0	56	0	2	2	11
Dec 30	vs. Kansas City*	P	3	134	44.7	41.0	0	1	53	0	1	1	11
Regular Season Totals			16/0	67	3,099	46.3	42.1	4	27	67	0	33	197
Jan 12	vs. Baltimore†	P	5	244	48.8	44.4	0	3	59	0	3	3	22
Postseason Totals			1/0	5	244	48.8	44.4	0	3	59	0	3	22

†AFC Divisional Playoff Game

2013 DENVER (13-3)		PUNTING											
Date	Opponent	P/S	No.	Yds.	Avg.	Net.	TB	In 20	LG	Blk.	Opp.	Ret.	Ret. Yds.
Sep 5	vs. Baltimore*	P	7	319	45.6	40.9	1	5	59	0	1	1	13
Sep 15	at N.Y. Giants*	P	5	210	42.0	39.4	0	2	53	0	2	2	13
Sep 23	vs. Oakland*	P	1	37	37.0	37.0	0	1	37	0	0	0	0
Sep 29	vs. Philadelphia*	P	2	92	46.0	35.5	0	1	60	0	1	1	21
Oct 6	at Dallas*	P	0	0	0.0	0.0	0	0	—	0	0	0	0
Oct 13	vs. Jacksonville*	P	3	129	43.0	42.3	0	0	48	0	2	2	2
Oct 20	at Indianapolis	P	7	331	47.3	42.3	0	1	53	0	3	3	35
Oct 27	vs. Washington*	P	3	147	49.0	37.0	0	1	55	0	2	2	36
Nov 10	at San Diego*	P	5	233	46.6	42.6	1	0	59	0	0	0	0
Nov 17	vs. Kansas City*	P	6	275	45.8	40.3	0	1	54	0	5	5	33
Nov 24	at New England	P	8	325	40.6	35.8	0	4	49	0	3	3	39
Dec 1	at Kansas City*	P	3	132	44.0	44.0	0	2	53	0	1	1	0
Dec 8	vs. Tennessee*	P	2	65	32.5	32.5	0	2	36	0	0	0	0
Dec 12	vs. San Diego*	P	4	186	46.5	43.8	0	1	51	0	2	2	11
Dec 22	at Houston*	P	6	292	48.7	37.0	0	1	55	0	5	5	70
Dec 29	at Oakland*	P	3	120	40.0	24.8	1	1	48	1	1	1	1
Regular Season Totals			16/0	65	2,893	44.5	38.8	3	23	60	1	28	274
Jan 12	vs. San Diego*†	P	0	0	0.0	0.0	0	0	—	0	0	0	0
Jan 19	vs. New England*‡	P	1	48	48.0	28.0	1	0	48	0	0	0	0
Feb 2	vs. Seattle§	P	2	60	30.0	30.0	0	1	48	0	0	0	0
Postseason Totals			3/0	3	108	36.0	29.3	1	1	48	0	0	0

†AFC Divisional Playoff Game; ‡AFC Championship Game; §Super Bowl XLVIII



HALL DAVIS

72

DEFENSIVE END

6-4 • 270 • 3RD YR. • LOUISIANA-LAFAYETTE

BORN: March 2, 1987, in Baton Rouge, La.

HIGH SCHOOL: University High School, Baton Rouge, La.

ACQUIRED: Free Agent, 2014

NFL YEAR: 3rd • YEAR WITH BRONCOS: 2nd

NFL GAMES PLAYED/STARTED: 3/0



DAVIS AT A GLANCE:

- A third-year defensive end who appeared in three games during his NFL career with Tennessee (2010) and Cleveland (2012) in addition to competing on practice squads with Dallas, Pittsburgh and Denver in 2013.
- Played one game as a rookie for the Titans in 2010 after competing with the Rams during the preseason.
- Started for two seasons at the University of Louisiana-Lafayette and was named an honorable mention All-Sun Belt Conference selection following his senior year.
- Joined the Broncos as a practice-squad signee on Jan. 7, 2014.
- Selected by St. Louis in the fifth round (149th overall) of the 2010 NFL Draft.

CAREER TRANSACTIONS: Signed by St. Louis as a draft choice 6/28/10; Traded to Washington 8/30/10; Waived by Washington 8/31/10; Signed by Tennessee (practice squad) 9/5/10; Signed by Tennessee (active roster) 12/18/10; Waived by Tennessee 9/2/11; Signed by Oakland 1/6/12; Waived by Oakland 8/31/12; Signed by Cleveland (practice squad) 10/31/12; Signed by Cleveland (active roster) 12/18/12; Waived by Cleveland 8/31/13; Signed by Dallas (practice squad) 11/6/13; Waived by Dallas 11/18/13; Signed by Pittsburgh (practice squad) 12/11/13; Signed by Denver (practice squad) 1/7/14.



2013: Davis competed with the Browns during the preseason before being waived on Aug. 31... Spent the 2013 seasons on practice squads with Dallas, Pittsburgh and Denver.

2012: Davis was waived by Oakland at the conclusion of training camp and was signed to Cleveland's practice squad on Oct. 31... Elevated to the Browns' active roster on Dec. 18, and saw action as a reserve in Cleveland's final two regular-season games.

2011: Spent the year out of football after being waived by Tennessee at the end of the preseason.


2010: Selected by St. Louis in the fifth round (149th overall) of the 2010 NFL Draft, Davis was traded to Washington at the end of the preseason before catching on with Tennessee's practice squad for 10 weeks... Signed to the Titans active roster on Dec. 18... Made his NFL debut vs. Hou. (12/19).

COLLEGE: Davis was a four-year letterman at the University of Louisiana-Lafayette, where he recorded 6.5 sacks and 11 tackles for a loss during his final two seasons with the Ragin' Cajuns... Named an honorable mention All-Sun Belt Conference selection following his senior campaign.

PERSONAL: Davis was a defensive end and wide receiver at University High School in Baton Rouge, La.... Totaled 100 tackles and 10 sacks on defense to go along with 20 receptions on offense while earning All-District 8-2A accolades as a senior... Hall Lucien Davis V was born on March 2, 1987, in Baton Rouge, La.

DAVIS' REGULAR SEASON RECORD

Year	Club	G	S	UT	A	TT	S-Yds.	I-Yds.	PD	FF	FR	TD-Int.	TD-FR	S	Pts.
2010	Tennessee	1	0	0	0	0	0-0	0-0	0	0	0	0	0	0	0
2012	Cleveland	2	0	0	0	0	0-0	0-0	0	0	0	0	0	0	0
2013	Dal./Pit./Den.	PRACTICE SQUAD													
CAREER TOTALS		3	0	0	0	0	0-0	0-0	0	0	0	0	0	0	0



JOEL DREESSEN

81

TIGHT END

6-4 • 245 • 9TH YR. • COLORADO STATE

BORN: July 26, 1982, in Ida Grove, Iowa

HIGH SCHOOL: Fort Morgan (Colo.) High School

ACQUIRED: Unrestricted Free Agent (Houston), 2012

NFL YEAR: 9th • **YEAR WITH BRONCOS:** 3rd

NFL GAMES PLAYED/STARTED: 120/49 • **POSTSEASON GP/GS:** 3/1



DREESSEN AT A GLANCE:

- A ninth-year tight end who appeared in 106-of-112 possible regular-season games during the last seven seasons and has career totals of 158 receptions for 1,767 yards (11.2 avg.) with 19 touchdowns with the N.Y. Jets (2005), Houston (2007-11) and Denver (2012-13).
- Played in at least 13 games during each of his eight NFL seasons, including all 16 regular-season contests on five occasions.
- Made a career-best 15 starts in his first campaign with the Broncos in 2012, totaling a career-high 41 catches for 356 yards (8.7 avg.) with five touchdowns.
- Owns 31 career special-teams tackles and has experience as a long snapper.
- Started all 45 games played at Colorado State University, where he totaled 123 receptions for 1,295 yards (10.5 avg.) with 10 touchdowns and was a two-time first-team All-Mountain West Conference selection.
- Joined the Broncos as an unrestricted free agent on March 29, 2012.
- Selected by the N.Y. Jets in the sixth round (198th overall) of the 2005 NFL Draft.

CAREER TRANSACTIONS: Signed by N.Y. Jets as a draft choice 7/25/05; Waived by N.Y. Jets 9/2/06; Signed by Houston to a future contract 1/2/07; Waived by Houston 9/13/07; Signed by Houston 9/25/07; Signed by Denver as an unrestricted free agent 3/29/12.



2013: Dreessen played 13 regular-season games and totaled seven catches for 47 yards (6.7 avg.) with one touchdown... Inactive for all three postseason contests... Made a season-high two special-teams stops at Ind. (10/20)... Caught a 1-yard touchdown pass on 4th-and-goal vs. Was. (10/27).

2012: Dreessen participated in all 16 games (15 starts) for the fifth straight season and set a career high with 41 catches for 356 yards (8.7 avg.) and five touchdowns... Caught a touchdown pass for the third consecutive game at N.E. (10/7)... Tied a career high with six catches at S.D. (10/15)... Tied for a team-high with six catches in his first career postseason start in Denver's AFC Divisional Playoff Game vs. Bal. (1/12).

2011: Dreessen played all 16 regular-season games (10 starts) for the fourth consecutive year and totaled 28 receptions for 353 yards (12.6 avg.) while leading the team with a career-best six touchdowns... Added three special-teams tackles for the Texans... Caught four passes for a career-high 112 yards vs. Oak. (10/9)... Appeared in both of Houston's postseason contests but did not record any statistics.

2010: Dreessen saw time in all 16 games (10 starts) and recorded career highs in receptions (36) and receiving yards (518) in addition to contributing four touchdowns and three special-teams tackles... Recorded his first career 100-yard receiving game (4-106) at NYJ (11/21).

2009: Dreessen started a career-high 11 games and appeared in all 16 contests for Houston while registering 26 receptions for 320 yards (12.3 avg.) with one touchdown on offense... Handled long-snapping duties for the majority of the season and posted three stops on special teams... Caught a career-best six passes for 81 yards (13.5 avg.) with one touchdown vs. N.E. (1/3).

2008: Dreessen played all 16 games (3 starts) for the first time in his career and recorded 11 receptions for 77 yards (7.0 avg.) on offense along with eight tackles on special teams... Made his first career start in a double-tight end set vs. Mia. (10/12).

2007: Dreessen played 13 games (0 starts) and totaled four catches for 55 yards (13.8 avg.) with two touchdowns in addition to ranking second on the club with nine special-teams stops... Made his first career touchdown reception, a 28-yarder from Sage Rosenfels, at S.D. (10/28).

2006: Dreessen spent the season out of football after being waived by the N.Y. Jets at the conclusion of the preseason.

2005: Selected by the N.Y. Jets in the sixth round (198th overall) of the 2005 NFL Draft, Dreessen played 14 regular-season games (0 starts) as a rookie and contributed five receptions for 41 yards (8.2 avg.) and one special-teams tackle... Inactive for the Jets' first two games before seeing time in the remainder of the club's contests... Caught his first NFL pass, a 7-yarder, at Den. (11/20).

COLLEGE: Dreessen started all 45 games played at Colorado State University and caught 123 passes for 1,295 yards (10.5 avg.) with 10 touchdowns at tight end while also serving as the Rams' long snapper... Left the school ranked eighth on the program's all-time receptions list... Named a first-team All-Mountain West Conference selection following his sophomore and senior campaigns.

PERSONAL: Dreessen was an All-State and All-Colorado selection as a senior at Fort Morgan (Colo.) High School... Earned first-team All Conference honors during each of his final two prep seasons... Lettered four times each in football and track... Majored in management at Colorado State... Participated in the NFL Broadcast Boot Camp during the summer of 2012 and earned a guest co-hosting spot on SiriusXM NFL Radio with Lions wide receiver Nate Burleson... Joel Clifford Dreessen was born on July 26, 1982, in Ida Grove, Iowa.

DREESSEN'S REGULAR SEASON RECORD

Year	Club	RECEIVING							SCORING						
		G	S	No.	Yds.	Avg.	LG	TD	TD	TDr	TDp	TDrt	2pt	Pts.	
2005	N.Y. Jets	14	0	5	41	8.2	17	0	0	0	0	0	0	0	0
2007	Houston	13	0	4	55	13.8	28t	2	2	0	2	0	0	0	12
2008	Houston	16	3	11	77	7.0	13	0	0	0	0	0	0	0	0
2009	Houston	16	11	26	320	12.3	25t	1	1	0	1	0	0	0	6
2010	Houston	16	10	36	518	14.4	43t	4	4	0	4	0	0	0	24
2011	Houston	16	10	28	353	12.6	56t	6	6	0	6	0	0	0	36
2012	Denver	16	15	41	356	8.7	30	5	5	0	5	0	0	0	30
2013	Denver	13	0	7	47	6.7	14	1	1	0	1	0	0	0	0
CAREER TOTALS		120	49	158	1,767	11.2	56t	19	19	0	19	0	0	0	108
BRONCOS TOTALS		29	15	48	403	8.4	30	6	6	0	6	0	0	0	36

ADDITIONAL STATISTICS: Special teams tackles — 2005 (1), 2007 (9), 2008 (8), 2009 (3), 2010 (3), 2011 (4), 2013 (3), TOTAL (31)

DREESSEN'S POSTSEASON RECORD

Year	Club	RECEIVING							SCORING						
		G	S	No.	Yds.	Avg.	LG	TD	TD	TDr	TDp	TDrt	2pt	Pts.	
2011	Houston	2	0	0	0	0.0	—	0	0	0	0	0	0	0	0
2012	Denver	1	1	6	46	7.7	11	0	0	0	0	0	0	0	0
CAREER TOTALS		3	1	6	46	7.7	11	0	0	0	0	0	0	0	0

DREESSEN'S SINGLE GAME HIGHS

(Postseason in parentheses)

Receptions — 6, twice, last at San Diego, 10/15/12 (6 vs. Baltimore, 1/12/13). **Receiving yards** — 112 vs. Oakland, 10/9/11 (46 vs. Baltimore, 1/12/13). **Longest reception** — 56t vs. Oakland, 10/9/11 (11 vs. Baltimore, 1/12/13). **Receiving touchdowns** — 1, 19 times, last vs. Washington, 10/27/13 (none).

DREESSEN'S 100-YARD RECEIVING GAMES (2)

**denotes win (Dreessen's teams are 0-2 when he records 100 or more yards receiving in a game.)*

Date	Opponent	No.	Yds.	Avg.	LG	TD
11/21/10	at N.Y. Jets	4	106	26.5	43t	1
10/9/11	vs. Oakland	5	112	22.4	56t	1

JOEL DREESSEN'S CAREER GAME-BY-GAME

(Victories asterisked)

2005 N.Y. JETS (4-12)		RECEIVING						SCORING	
Date	Opponent	P/S	No.	Yds.	Avg.	LG	TD	2pt.	Pts.
Games 1-2									
INACTIVE									
Sep 25	vs. Jacksonville	P	0	0	0.0	—	0	0	0
Oct 2	at Baltimore	P	0	0	0.0	—	0	0	0
Oct 9	vs. Tampa Bay*	P	0	0	0.0	—	0	0	0
Oct 16	at Buffalo	P	0	0	0.0	—	0	0	0
Oct 24	at Atlanta	P	0	0	0.0	—	0	0	0
Nov 6	vs. San Diego	P	0	0	0.0	—	0	0	0
Nov 13	at Carolina	P	0	0	0.0	—	0	0	0
Nov 20	at Denver	P	1	7	7.0	7	0	0	0
Nov 27	vs. New Orleans	P	0	0	0.0	—	0	0	0
Dec 4	at New England	P	1	17	17.0	17	0	0	0
Dec 11	vs. Oakland*	P	0	0	0.0	—	0	0	0
Dec 18	at Miami	P	2	11	5.5	6	0	0	0
Dec 26	vs. New England	P	0	0	0.0	—	0	0	0
Jan 1	vs. Buffalo*	P	1	6	6.0	6	0	0	0
Regular Season Totals		14/0	5	41	8.2	17	0	0	0

2007 HOUSTON (8-8)		RECEIVING						SCORING	
Date	Opponent	P/S	No.	Yds.	Avg.	LG	TD	2pt.	Pts.
Games 2-3									
INACTIVE									
NOT WITH TEAM									
Sep 30	at Atlanta	P	0	0	0.0	—	0	0	0
Oct 7	vs. Miami*	P	0	0	0.0	—	0	0	0
Oct 14	at Jacksonville	P	1	8	8.0	8	0	0	0
Oct 21	vs. Tennessee	P	0	0	0.0	—	0	0	0
Oct 28	at San Diego	P	1	28	28.0	28t	1	0	6
Nov 4	at Oakland*	P	0	0	0.0	—	0	0	0
Nov 18	vs. New Orleans*	P	1	10	10.0	10t	1	0	6
Nov 25	at Cleveland	P	0	0	0.0	—	0	0	0
Dec 2	at Tennessee	P	1	9	9.0	9	0	0	0
Dec 9	vs. Tampa Bay*	P	0	0	0.0	—	0	0	0
Dec 13	vs. Denver*	P	0	0	0.0	—	0	0	0
Dec 23	at Indianapolis	P	0	0	0.0	—	0	0	0
Dec 30	vs. Jacksonville*	P	0	0	0.0	—	0	0	0
Regular Season Totals		13/0	4	55	13.8	28t	2	0	12

2008 HOUSTON (8-8)		RECEIVING						SCORING	
Date	Opponent	P/S	No.	Yds.	Avg.	LG	TD	2pt.	Pts.
Sep 7	at Pittsburgh	P	0	0	0.0	—	0	0	0
Sep 21	at Tennessee	P	0	0	0.0	—	0	0	0
Sep 28	at Jacksonville	S	0	0	0.0	—	0	0	0
Oct 5	vs. Indianapolis	P	1	11	11.0	11	0	0	0
Oct 12	vs. Miami*	S	0	0	0.0	—	0	0	0
Oct 19	vs. Detroit*	P	1	6	6.0	6	0	0	0
Oct 26	vs. Cincinnati*	P	0	0	0.0	—	0	0	0
Nov 2	at Minnesota	P	1	13	13.0	13	0	0	0
Nov 9	vs. Baltimore	P	1	9	9.0	9	0	0	0
Nov 16	at Indianapolis	S	2	11	5.5	7	0	0	0
Nov 23	at Cleveland*	P	0	0	0.0	—	0	0	0
Dec 1	vs. Jacksonville*	P	1	10	10.0	10	0	0	0
Dec 7	at Green Bay*	P	1	4	4.0	4	0	0	0
Dec 14	vs. Tennessee*	P	2	9	4.5	5	0	0	0
Dec 21	at Oakland	P	1	4	4.0	4	0	0	0
Dec 28	vs. Chicago*	P	0	0	0.0	—	0	0	0
Regular Season Totals		16/3	11	77	7.0	13	0	0	0

DID YOU KNOW?

Wide receiver Rod Smith totaled at least 70 receptions for nine consecutive seasons with the Broncos from 1997-2005, a streak that tied for the second longest in NFL history.

2009 HOUSTON (9-7)			RECEIVING					SCORING	
Date	Opponent	P/S	No.	Yds.	Avg.	LG	TD	2pt.	Pts.
Sep 13	vs. N.Y. Jets	P	0	0	0.0	—	0	0	0
Sep 20	at Tennessee*	P	3	31	10.3	21	0	0	0
Sep 27	vs. Jacksonville	S	0	0	0.0	—	0	0	0
Oct 4	vs. Oakland*	S	1	17	17.0	17	0	0	0
Oct 11	at Arizona	P	1	4	4.0	4	0	0	0
Oct 18	at Cincinnati*	P	0	0	0.0	—	0	0	0
Oct 25	vs. San Francisco*	P	0	0	0.0	—	0	0	0
Nov 1	at Buffalo*	P	0	0	0.0	—	0	0	0
Nov 8	at Indianapolis	S	2	15	7.5	9	0	0	0
Nov 23	vs. Tennessee	S	1	23	23.0	23	0	0	0
Nov 29	vs. Indianapolis	S	1	14	14.0	14	0	0	0
Dec 6	at Jacksonville	S	1	8	8.0	8	0	0	0
Dec 13	vs. Seattle*	S	3	22	7.3	10	0	0	0
Dec 20	at St. Louis*	S	3	40	13.3	22	0	0	0
Dec 27	at Miami*	S	4	65	16.3	22	0	0	0
Jan 3	vs. New England*	S	6	81	13.5	25t	1	0	6
Regular Season Totals		16/11	26	320	12.3	25t	1	0	6

2010 HOUSTON (4-10)			RECEIVING					SCORING	
Date	Opponent	P/S	No.	Yds.	Avg.	LG	TD	2pt.	Pts.
Sep 12	vs. Indianapolis*	P	0	0	0.0	—	0	0	0
Sep 19	at Washington*	P	1	28	28.0	28	0	0	0
Sep 26	vs. Dallas	P	1	18	18.0	18	0	0	0
Oct 3	at Oakland*	S	5	73	14.6	29	1	0	6
Oct 10	vs. N.Y. Giants	S	0	0	0.0	—	0	0	0
Oct 17	vs. Kansas City*	P	1	5	5.0	5t	1	0	6
Nov 1	at Indianapolis	P	0	0	0.0	—	0	0	0
Nov 7	vs. San Diego	S	5	67	13.4	24	0	0	0
Nov 14	at Jacksonville	S	2	24	12.0	16	0	0	0
Nov 21	at N.Y. Jets	P	4	106	26.5	43t	1	0	6
Nov 28	vs. Tennessee*	S	3	15	5.0	9	1	0	6
Dec 2	at Philadelphia	S	5	63	12.6	20	0	0	0
Dec 13	vs. Baltimore	S	0	0	0.0	—	0	0	0
Dec 19	at Tennessee	S	4	36	9.0	14	0	0	0
Dec 26	at Denver	S	3	33	11.0	15	0	0	0
Jan 2	vs. Jacksonville*	P	2	50	25.0	41	0	0	0
Regular Season Totals		16/10	36	518	14.4	43t	4	0	24

2011 HOUSTON (10-6)			RECEIVING					SCORING	
Date	Opponent	P/S	No.	Yds.	Avg.	LG	TD	2pt.	Pts.
Sep 11	vs. Indianapolis*	P	1	21	21.0	21	0	0	0
Sep 18	at Miami*	P	1	9	9.0	9	0	0	0
Sep 25	at New Orleans	P	0	0	0.0	—	0	0	0
Oct 2	vs. Pittsburgh*	S	1	14	14.0	14	0	0	0
Oct 9	vs. Oakland	P	5	112	22.4	56t	1	0	6
Oct 16	at Baltimore	S	0	0	0.0	—	0	0	0
Oct 23	at Tennessee*	S	2	31	15.5	21	1	0	6
Oct 30	vs. Jacksonville*	S	2	19	9.5	12	1	0	6
Nov 6	vs. Cleveland*	S	2	27	13.5	22	0	0	0
Nov 13	at Tampa Bay*	S	0	0	0.0	—	0	0	0
Nov 27	at Jacksonville*	P	1	20	20.0	20t	1	0	6
Dec 4	vs. Atlanta*	S	1	3	3.0	3t	1	0	6
Dec 11	at Cincinnati*	S	3	22	7.3	10	1	0	6
Dec 18	vs. Carolina	S	2	19	9.5	11	0	0	0
Dec 22	at Indianapolis	S	4	38	9.5	16	0	0	0
Jan 1	vs. Tennessee	P	3	18	6.0	15	0	0	0
Regular Season Totals		16/10	28	353	12.6	56t	6	0	36

Jan 7	vs. Cincinnati*§	P	0	0	0.0	—	0	0	0
Jan 15	at Baltimore†	P	0	0	0.0	—	0	0	0

Postseason Totals		2/0	0	0	0.0	—	0	0	0
--------------------------	--	------------	----------	----------	------------	----------	----------	----------	----------

§AFC Wild Card Game; †AFC Divisional Playoff Game

2012 DENVER (13-3)			RECEIVING					SCORING	
Date	Opponent	P/S	No.	Yds.	Avg.	LG	TD	2pt.	Pts.
Sep 9	vs. Pittsburgh*	S	1	6	6.0	6	0	0	0
Sep 17	at Atlanta	S	2	16	8.0	9	0	0	0
Sep 23	vs. Houston	S	2	36	18.0	30	1	0	6
Sep 30	vs. Oakland*	S	2	17	8.5	22t	1	0	6
Oct 7	at New England	S	4	21	5.3	12	1	0	6
Oct 15	at San Diego*	S	6	57	9.5	19	0	0	0
Oct 28	vs. New Orleans*	S	0	0	0.0	—	0	0	0
Nov 4	at Cincinnati*	S	4	38	9.5	18	1	0	6
Nov 11	at Carolina*	S	2	31	15.5	22	0	0	0
Nov 18	vs. San Diego*	S	4	28	7.0	11	0	0	0
Nov 25	at Kansas City*	P	2	3	1.5	2	0	0	0
Dec 2	vs. Tampa Bay*	S	0	0	0.0	—	0	0	0
Dec 6	at Oakland*	S	5	30	6.0	13	1	0	6
Dec 16	at Baltimore*	S	2	36	18.0	28	0	0	0
Dec 23	vs. Cleveland*	S	3	22	7.3	13	0	0	0
Dec 30	vs. Kansas City*	S	2	15	7.5	12	0	0	0
Regular Season Totals		16/15	41	356	8.7	30	5	0	30

Jan 12	vs. Baltimore†	S	6	46	7.7	11	0	0	0
Postseason Totals		1/1	6	46	7.7	11	0	0	0

†AFC Divisional Playoff Game

2013 DENVER (13-3)		RECEIVING						SCORING	
Date	Opponent	P/S	No.	Yds.	Avg.	LG	TD	2pt.	Pts.
Sep 5	vs. Baltimore*								
Sep 15	at N.Y. Giants*								
Sep 23	vs. Oakland*								
Sep 29	vs. Philadelphia*	P	0	0	0.0	—	0	0	0
Oct 6	at Dallas*	P	0	0	0.0	—	0	0	0
Oct 13	vs. Jacksonville*	P	1	4	4.0	4	0	0	0
Oct 20	at Indianapolis*	P	0	0	0.0	—	0	0	0
Oct 27	vs. Washington*	P	2	9	4.5	8	1	0	6
Nov 10	at San Diego*	P	0	0	0.0	—	0	0	0
Nov 17	vs. Kansas City*	P	0	0	0.0	—	0	0	0
Nov 24	at New England*	P	0	0	0.0	—	0	0	0
Dec 1	at Kansas City*	P	0	0	0.0	—	0	0	0
Dec 8	vs. Tennessee*	P	1	8	8.0	8	0	0	0
Dec 12	vs. San Diego	P	0	0	0.0	—	0	0	0
Dec 22	at Houston*	P	0	0	0.0	—	0	0	0
Dec 29	at Oakland*	P	3	26	8.7	14	0	0	0
Regular Season Totals		13/0	7	47	6.7	14	1	0	6
Jan 12	vs. San Diego*†								
Jan 19	vs. New England*‡								
Feb 2	vs. Seattle§								
Regular Season Totals		0/0	0	0	0.0	—	0	0	0

†AFC Divisional Playoff Game; ‡AFC Championship Game; §Super Bowl XLVIII



ZAC DYSSERT

2

QUARTERBACK

6-3 • 221 • 2ND YR. • MIAMI (OHIO)

BORN: Feb. 8, 1990, in Ada, Ohio

HIGH SCHOOL: Ada (Ohio) High School

ACQUIRED: Drafted #7 (234th overall), 2013

NFL YEAR: 2nd • **YEAR WITH BRONCOS:** 2nd

NFL GAMES PLAYED/STARTED: 0/0

DYSSERT AT A GLANCE:

- A second-year player who suited up as the No. 3 quarterback during his rookie season with the Broncos in 2013.
- Accounted for a school-record 12,678 yards of total offense (12,013 passing, 665 rushing) as a four-year starter at Miami (Ohio) University, breaking Ben Roethlisberger's career mark and placing second in Mid-American Conference history.
- Finished his tenure with the Red Hawks as the team's first-ever three-time captain and completed 1,066-of-1,672 passes (63.8%) for 12,013 yards with 73 touchdowns and 51 interceptions in addition to rushing for 665 net yards and 12 scores on the ground.
- Topped the 300-yard passing mark in 19 career contests and threw at least five touchdown passes five times during his career.
- Became the first NCAA FBS player to pass for 500 yards (516) and rush for 100 yards (108) in a single game with his performance at Akron (9/29/12).
- Selected by the Broncos in the seventh round (234th overall) of the 2013 NFL Draft.

CAREER TRANSACTIONS: Signed by Denver as a draft choice 5/13/13.



2013: Selected by the Broncos in the seventh round (234th overall) of the 2013 NFL Draft, Dysert suited up for every game as the club's No. 3 quarterback during his rookie season.

COLLEGE: Dysert Produced a school-record 12,678 yards of total offense (12,013 passing, 665 rushing) as a four-year starter at Miami (Ohio) University, breaking Ben Roethlisberger's career mark and placing second in Mid-American Conference history... Finished his collegiate career as the Red Hawks' first-ever three-time captain and completed 1,066-of-1,672 passes (63.8%) for 12,013 yards with 73 touchdowns and 51 interceptions in addition to rushing for 665 net yards and 12 scores on the ground... Surpassed 300 passing yards in 19 games and tossed at least five touchdown passes on five occasions... Ranked second in the Mid-American Conference with 312.3 yards of total offense per game to earn third-team all-league honors as a senior in 2012... Became the first NCAA FBS player to pass for 500 yards (516) and rush for 100 yards (108) in a single game with his performance at Akron (9/29/12).

PERSONAL: Dysert received the Ohio Coaches Association Art Teynor Award as Ohio's All-Division Player of the Year following his senior season at Ada (Ohio) High School... Finished his prep career with 11,174 passing yards to rank second in Ohio high school football history and added 100 scores through the air... Passed for 3,714 yards and 35 touchdowns as a senior despite missing three-and-a-half games with a broken thumb (still played wide receiver and linebacker in those contests)... Dysert's father, Greg, played college basketball at Eastern Baptist... Majored in physical education at Miami... Zac Dysert was born on Feb. 8, 1990, in Ada, Ohio, the town where the Wilson football factory makes all of the NFL's footballs.

DYSERT'S REGULAR SEASON RECORD

Year	Club	G	S	Att.	Comp.	Pct.	PASSING			% Int.	% LG	Sack/Yds.	Rtg.
							Yds.	Yds./Att.	TD				
2013	Denver	0	0	0	0	0.0	0	0.0	0	0.0	—	0/0	0.0
CAREER TOTALS		0	0	0	0	0.0	0	0.0	0	0.0	—	0/0	0.0

Year	Club	Att.	RUSHING			TD	TD	TDr	SCORING			
			Yds.	Avg.	LG				TDp	TDrt	2pt	Pts.
2013	Denver	0	0	0.0	—	0	0	0	0	0	0	0
CAREER TOTALS		0	0	0.0	—	0	0	0	0	0	0	0

L.J. FORT

50

LINEBACKER

6-0 • 230 • 2ND YR. • NORTHERN IOWA

BORN: Jan. 3, 1990, in Granite City, Ill.

HIGH SCHOOL: Waynesville (Mo.) High School

ACQUIRED: Free Agent, 2014

NFL YEAR: 2nd • **YEAR WITH BRONCOS:** 1st

NFL GAMES PLAYED/STARTED: 16/1

FORT AT A GLANCE:

- A second-year linebacker who appeared in all 16 games with one start as a rookie in 2012 with Cleveland before spending the 2013 season out of football.
- Started at linebacker in his first NFL game vs. Philadelphia (9/9/12) and totaled a pair of defensive stops in addition to a sack and an interception.
- Completed his collegiate career at Northern Iowa ranked fifth on the school's all-time list with 356 tackles.
- Named the Missouri Valley Football Conference Defensive Player of the Year in 2011 after finishing as the Division I FCS leader in total tackles (184) and tackles per game (14.2).
- Joined the Broncos as a free agent on Dec. 31, 2013.
- Entered the NFL with Cleveland as a college free agent on May 9, 2012.

CAREER TRANSACTIONS: Signed by Cleveland as a college free agent 5/9/12; Waived by Cleveland 9/1/13; Signed by Denver to a future contract 12/31/13.



2013: Fort spent the season out of football after competing with the Browns during training camp and being waived on Sept. 1.

2012: Fort, who entered the NFL with Cleveland as a college free agent, appeared in all 16 games (1 start) during his rookie season and totaled 13 tackles (8 solo), one sack (1 yd.), one interception (10 yds.) and three passes defended... Added seven special-teams stops... Made his NFL debut starting at strongside linebacker vs. Phi. (9/9) and recorded two tackles, a sack and an interception... Became the first Browns rookie college free agent in the Super Bowl era to start a season opener for the club... Collected a career-high nine tackles at NYG (10/7).

COLLEGE: Fort started 34-of-50 games played at the University of Northern Iowa and finished his career ranked fifth in school history with 356 defensive stops... Finished his senior season in 2011 as the Division I FCS leader in total tackles (184) and tackles per game (14.2)... Named the Missouri Valley Football Conference Defensive Player of the Year in 2011 and was tabbed as the FCS National Defensive Player of the Year by *College Sporting News* and *College Sports Madness*.

PERSONAL: Fort attended Waynesville (Mo.) High School, where he was named the Missouri Class 5A Player of the Year in 2007 while helping his school to its first-ever state title... Larry Fort Jr. was born on Jan. 3, 1990, in Granite City, Ill.

FORT'S REGULAR SEASON RECORD

Year	Club	G	S	UT	A	TT	S-Yds.	I-Yds.	PD	FF	FR	TD-Int.	TD-FR	S	Pts.
2012	Cleveland	16	1	8	5	13	1-1	1-10	3	0	0	0	0	0	0
CAREER TOTALS		16	1	8	5	13	1-1	1-10	3	0	0	0	0	0	0

ADDITIONAL STATISTICS: Special teams tackles — 2012 (7), TOTAL (7).

FORT'S SINGLE-GAME HIGHS

(Postseason in parentheses)

Tackles — 9 at N.Y. Giants, 10/7/12 (none). **Sacks** — 1 vs. Philadelphia, 9/9/12 (none). **Sack yards** — 1 vs. Philadelphia, 9/9/12 (none). **Interceptions** — 1 vs. Philadelphia, 9/9/12 (none). **Interception return yards** — 10 vs. Philadelphia, 9/9/12 (none). **Passes Defended** — 2 vs. Philadelphia, 9/9/12 (none).

L.J. FORT'S CAREER GAME-BY-GAME

(Victories asterisked)

2012 CLEVELAND (5-11)		TACKLES								
Date	Opponent	P/S	UT	A	TT	S-Yds.	I-Yds.	PD	FF	FR
Sep 9	vs. Philadelphia	S	2	0	2	1-1	1-10	2	0	0
Sep 16	at Cincinnati	P	0	0	0	0-0	0-0	0	0	0
Sep 23	vs. Buffalo	P	0	0	0	0-0	0-0	0	0	0
Sep 27	at Baltimore	P	1	0	1	0-0	0-0	0	0	0
Oct 7	at N.Y. Giants*	P	5	4	9	0-0	0-0	0	0	0
Oct 14	vs. Cincinnati*	P	0	0	0	0-0	0-0	0	0	0
Oct 21	at Indianapolis	P	0	0	0	0-0	0-0	0	0	0
Oct 28	vs. San Diego*	P	0	0	0	0-0	0-0	0	0	0
Nov 4	vs. Baltimore	P	0	0	0	0-0	0-0	0	0	0
Nov 18	at Dallas	P	0	0	0	0-0	0-0	0	0	0
Nov 25	vs. Pittsburgh*	P	0	0	0	0-0	0-0	0	0	0
Dec 2	at Oakland*	P	0	0	0	0-0	0-0	0	0	0
Dec 9	vs. Kansas City*	P	0	0	0	0-0	0-0	0	0	0
Dec 16	vs. Washington	P	0	0	0	0-0	0-0	0	0	0
Dec 23	at Denver	P	0	0	0	0-0	0-0	0	0	0
Dec 30	at Pittsburgh	P	1	1	0	0-0	0-0	1	0	0
Regular Season Totals		16/1	8	5	13	1-1	1-10	3	0	0



ORLANDO FRANKLIN 74

OFFENSIVE GUARD

6-7 • 320 • 4TH YR. • MIAMI

BORN: Dec. 16, 1987, in Kingston, Jamaica

HIGH SCHOOL: Atlantic High School, Delray Beach, Fla.

ACQUIRED: Draft #2b (46th overall), 2011

NFL YEAR: 4th • **YEAR WITH BRONCOS:** 4th

NFL GAMES PLAYED/STARTED: 47/47 • **POSTSEASON GP/GS:** 6/6



FRANKLIN AT A GLANCE:

- A fourth-year player who started 47 regular-season games and six playoff contests at right tackle during his first three NFL seasons.
- Allowed the fewest sacks (3.5) in the NFL among 16-game starting right tackles in 2012.
- Became the first right tackle and just the sixth offensive lineman overall in team history to start every regular-season game as a rookie in 2011.
- Named to the All-Rookie Team by *Football Outsiders* after opening all 16 regular-season contests and playing in 98.2 percent of the team's offensive snaps in 2011 while helping the club lead the NFL in rushing with a franchise-record 164.5 yards per game on the ground.
- Played 51 games (39 starts) at left guard and left tackle during his career at the University of Miami, twice earning All-Atlantic Coast Conference recognition.
- Voted the Miami Sports Hall of Fame Unsung Hero and was a second-team All-ACC selection following his senior season in 2010 when he led the Hurricanes with 61 pancake blocks to go along with 16 cut blocks.
- Grew up in Toronto, Canada and played two seasons of high school football before moving to Florida to receive college recruiting attention.
- Lived in Jamaica until the age of 3 before moving to Canada.
- Selected by the Broncos in the second round (46th overall) of the 2011 NFL Draft.

CAREER TRANSACTIONS: Signed by Denver as a draft choice 7/27/11.

FRANKLIN PROTECTS THE QUARTERBACK

FEWEST SACKS ALLOWED, 16-GAME STARTING TACKLES, NFL, 2012 (Stats Inc.)

	Player	Pos.	GS	No.
1.	Ryan Clady, Den.	LT	16	1.0
2.	Max Starks, Pit.	LT	16	3.0
3.	Orlando Franklin, Den.	RT	16	3.5
	Sam Baker, Atl.	LT	16	3.5
	Nate Solder, N.E.	LT	16	3.5



2013: Franklin started 15 regular-season games and three playoff contests at right tackle for the Broncos in 2013... Was part of an offensive line unit that allowed the fewest sacks (20) in the NFL as well as the most games allowing zero sacks (6)... Part of an offensive line group that was named a collective Offensive Player of the Week by *Sports Illustrated's* Peter King for its performance in which it allowed zero sacks and zero quarterback hits against the NFL's top-ranked sack defense vs. K.C. (11/17)... Helped a unit that did not allow a sack or a quarterback hit in Denver's AFC Championship Game vs. N.E. (1/19).

2012: Franklin started all 16 regular-season games for the second consecutive season to start his career and tied for third among 16-game-starting tackles with just 3.5 sacks allowed (first among right tackles)... Blocked for an offensive line that gave up the second-fewest sacks (21) in the NFL.

2011: Selected by the Broncos in the second round (46th overall) of the 2011 NFL Draft, Franklin opened all 16 regular-season games and both playoff contests for the Broncos at right tackle... Earned all-rookie honors from *Football Outsiders* after playing in 98.2 of the team's offensive snaps and blocking for a rushing attack that ranked first in the league with a team-record 164.5 yards per game.

COLLEGE: Franklin played 51 career games (39 starts) at the University of Miami at left guard and left tackle, earning All-Atlantic Coast Conference recognition following his final two seasons... Led the team with 61 pancake blocks and 16 cut blocks his senior season and received the Miami Sports Hall of Fame Unsung Hero Award as the Hurricanes ranked first in the ACC with a school-record 5,477 yards of total offense (421.3 ypg.)... Graded out to 95 percent as a junior while opening 11 contests at left guard and two games at left tackle... Started 11-of-13 games played as a sophomore and saw time in 12 contests (3 starts) as a true freshman in 2007 to share the school's Rookie of the Year Award.

PERSONAL: Franklin allowed zero sacks as a senior in his only season at Atlantic High School in Delray Beach, Fla., where he was rated as the No. 2 offensive tackle on the *Florida Times-Union* Super 75 Team... Played two seasons of high school football in Toronto, Canada before relocating to Florida to receive recruiting attention... Grew up in Toronto after moving from Jamaica at the age of 3... Orlando Franklin was born on Dec. 16, 1987, in Kingston, Jamaica.

FRANKLIN'S REGULAR SEASON RECORD

Year	Club	G	S
2011	Denver	16	16
2012	Denver	16	16
2013	Denver	15	15
CAREER TOTALS		47	47

ADDITIONAL STATISTICS: Fumbles — 2011 (1 FR), TOTAL (1 FR). Miscellaneous tackles — 2011 (1), 2012 (3), 2013 (2), TOTAL (6).

FRANKLIN'S POSTSEASON RECORD


Year	Club	G	S
2011	Denver	2	2
2012	Denver	1	1
2013	Denver	3	3
CAREER TOTALS		6	6

ADDITIONAL STATISTICS: Miscellaneous tackles — 2013 (1) TOTAL (1).

FRANKLIN STARTS EVERY GAME AS A ROOKIE

ROOKIE OFFENSIVE LINEMEN TO START EVERY REGULAR-SEASON GAME, BRONCOS HISTORY

Player	Pos.	Year
Orlando Franklin	RT	2011
J.D. Walton	C	2010
Ryan Clady	LT	2008
Russell Freeman	LT	1992
Tom Glassic	LG	1976
Claude Minor	LT	1974



SIONE FUA

91

DEFENSIVE TACKLE

6-1 • 310 • 4TH YR. • STANFORD

BORN: June 15, 1988, in Encino, Calif.

HIGH SCHOOL: Crespi Carmelite High School, Encino, Calif.

ACQUIRED: Free Agent, 2013

NFL YEAR: 4th • **YEAR WITH BRONCOS:** 2nd

NFL GAMES PLAYED/STARTED: 29/12



FUA AT A GLANCE:

- A fourth-year defensive tackle who appeared in 29 games (12 starts) with Carolina (2011-13) and Denver (2013) during his first three NFL seasons.
- Saw action in a career-high 13 games (1 start) for the Panthers in 2012 and recorded 17 defensive stops to go along with one forced fumble.
- Started 11 games as a rookie for Carolina before a hamstring injury ended his season.
- Totaled 80 career tackles, including 16 for a loss, with nine sacks in 50 games (31 starts) at Stanford University.
- Earned second-team All-Pacific-10 Conference honors as a senior team captain for the Cardinal.
- Joined the Broncos as a free agent on Nov. 27, 2013.
- Selected by Carolina in the third round (97th overall) of the 2011 NFL Draft.

CAREER TRANSACTIONS: Signed by Carolina as a draft choice 7/29/11; Waived by Carolina 8/31/13; Signed by Carolina 9/11/13; Waived by Carolina 11/12/13; Signed by Denver 11/27/13.



2013: Fua appeared in a combined five games with Carolina and Denver and totaled one defensive stop... Waived by Carolina after the preseason before being signed back by the club on Sept. 11... Saw action in three games, was inactive for four contests and did not play in another for the Panthers before being waived on Nov. 12... Signed by the Broncos on Nov. 27 and played two games for the club, making one tackle... Inactive in Denver's final two regular-season games and all three playoff contests.

2012: Fua played a career-high 13 games (1 start) with Carolina, totaling 17 tackles (8 solo) and one forced fumble.

2011: Selected by Carolina in the third round (97th overall) of the 2011 NFL Draft, Fua started 11 games as a rookie and totaled 15 tackles (11 solo) before suffering a season-ending hamstring injury... Made a career-best six tackles vs. N.O. (10/9).

COLLEGE: Fua totaled 80 tackles, nine sacks, two forced fumbles, one fumble recovery and two pass breakups in 50 career games (31 starts) at Stanford University... Earned second-team all-conference honors as a senior captain in 2010 after tying for third on the team with 4.5 sacks... Named an honorable mention All-Pac-10 Conference selection as a junior.

PERSONAL: Fua attended Crespi Carmelite High School in Encino, Calif.... Full name is pronounced see-OH-nay FOO-ah... Sione Fua was born on June 15, 1988 in Encino, Calif.

FUA'S REGULAR SEASON RECORD

Year	Club	G	S	UT	A	TT	S-Yds.	I-Yds.	PD	FF	FR	TD-Int.	TD-FR	S	Pts.
2011	Carolina	11	11	11	4	15	0-0	0-0	0	0	0	0	0	0	0
2012	Carolina	13	1	8	9	17	0-0	0-0	0	1	0	0	0	0	0
2013	Car./Den.	5	0	0	1	1	0-0	0-0	0	0	0	0	0	0	0
CAREER TOTALS		29	12	19	14	33	0-0	0-0	0	1	0	0	0	0	0

ADDITIONAL STATISTICS: Returned a kickoff 9 yards vs. Tampa Bay (11/18/12).

FUA'S SINGLE-GAME HIGHS

(Postseason in parentheses)

Tackles — 6 vs. New Orleans, 10/9/11 (none). **Forced fumbles** — 1 at Philadelphia 11/26/12 (none).

SIONE FUA'S CAREER GAME-BY-GAME

(Victories asterisked)

2011 CAROLINA (6-10)		TACKLES								
Date	Opponent	P/S	UT	A	TT	S-Yds.	I-Yds.	PD	FF	FR
Sep 11	at Arizona	S	3	1	4	0-0	0-0	0	0	0
Sep 18	vs. Green Bay	S	1	0	1	0-0	0-0	0	0	0
Sep 25	vs. Jacksonville*	S	1	1	2	0-0	0-0	0	0	0
Oct 2	at Chicago	S	1	0	1	0-0	0-0	0	0	0
Oct 9	vs. New Orleans	S	4	2	6	0-0	0-0	0	0	0
Oct 16	at Atlanta	S	0	0	0	0-0	0-0	0	0	0
Oct 23	vs. Washington*	S	0	0	0	0-0	0-0	0	0	0
Oct 30	vs. Minnesota	S	0	0	0	0-0	0-0	0	0	0
Nov 13	vs. Tennessee	S	0	0	0	0-0	0-0	0	0	0
Nov 20	at Detroit	S	0	0	0	0-0	0-0	0	0	0
Nov 27	at Indianapolis*	S	1	0	1	0-0	0-0	0	0	0
Dec 4	at Tampa Bay*									

DID NOT PLAY
PLACED ON INJURED RESERVE (HAMSTRING) ON DEC. 6

Regular Season Totals	11/11	11	4	15	0-0	0-0	0	0	0
------------------------------	--------------	-----------	----------	-----------	------------	------------	----------	----------	----------

2012 CAROLINA (7-9)		TACKLES								
Date	Opponent	P/S	UT	A	TT	S-Yds.	I-Yds.	PD	FF	FR
Sep 9	at Tampa Bay				INACTIVE					
Sep 16	vs. New Orleans*	P	0	0	0	0-0	0-0	0	0	0
Sep 20	vs. N.Y. Giants				INACTIVE					
Sep 30	at Atlanta	P	0	1	1	0-0	0-0	0	0	0
Oct 7	vs. Seattle	P	3	0	3	0-0	0-0	0	0	0
Oct 21	vs. Dallas	P	0	1	1	0-0	0-0	0	0	0
Oct 28	at Chicago	P	0	0	0	0-0	0-0	0	0	0
Nov 4	at Washington*	P	0	4	4	0-0	0-0	0	0	0
Nov 11	vs. Denver	P	0	0	0	0-0	0-0	0	0	0
Nov 18	vs. Tampa Bay	P	0	1	1	0-0	0-0	0	0	0
Nov 26	at Philadelphia*	P	1	0	1	0-0	0-0	0	1	0
Dec 2	at Kansas City	S	1	2	3	0-0	0-0	0	0	0
Dec 9	vs. Atlanta*	P	1	0	1	0-0	0-0	0	0	0
Dec 16	at San Diego*	P	1	0	1	0-0	0-0	0	0	0
Dec 23	vs. Oakland*				INACTIVE					
Dec 30	at New Orleans*	P	1	0	1	0-0	0-0	0	0	0

Regular Season Totals	13/1	8	9	17	0-0	0-0	0	1	0
------------------------------	-------------	----------	----------	-----------	------------	------------	----------	----------	----------

2013 CAR. (12-4) / DEN. (13-3)		TACKLES								
Date	Opponent	P/S	UT	A	TT	S-Yds.	I-Yds.	PD	FF	FR
Week 1					NOT WITH TEAM					
Sep 15	at Buffalo				INACTIVE					
Sep 22	vs. N.Y. Giants*	P	0	0	0	0-0	0-0	0	0	0
Oct 6	at Arizona	P	0	0	0	0-0	0-0	0	0	0
Oct 13	at Minnesota*	P	0	0	0	0-0	0-0	0	0	0
Oct 20	vs. St. Louis*				INACTIVE					
Oct 24	at Tampa Bay*				INACTIVE					
Nov 3	vs. Atlanta*				INACTIVE					
Nov 10	at San Francisco*				DID NOT PLAY					
Dec 1	at Kansas City*				WAIVED BY CAROLINA ON NOV. 12 / SIGNED BY DENVER NOV. 27					
Dec 8	vs. Tennessee*	P	0	1	1	0-0	0-0	0	0	0
Dec 12	vs. San Diego	P	0	0	0	0-0	0-0	0	0	0
Dec 22	at Houston*				INACTIVE					
Dec 29	at Oakland*				INACTIVE					

Regular Season Totals	5/0	0	1	1	0-0	0-0	0	0	0
------------------------------	------------	----------	----------	----------	------------	------------	----------	----------	----------

Postseason Totals	0/0	0	0	0	0-0	0-0	0	0	0
--------------------------	------------	----------	----------	----------	------------	------------	----------	----------	----------

†AFC Divisional Playoff Game; #AFC Championship Game; \$Super Bowl XLVIII

Did You Know?

The Broncos' eight AFC Championship Game appearances during Pat Bowlen's 30 years of ownership (1984-2013) are more than the combined conference title game appearance totals of their three AFC West rivals. Oakland, San Diego and Kansas City have combined to play in six AFC Championship Games since 1984.



VIRGIL GREEN

85

TIGHT END

6-5 • 255 • 4TH YR. • NEVADA

BORN: Aug. 3, 1988, in Tulare, Calif.

HIGH SCHOOL: Tulare Union (Calif.) High School

ACQUIRED: Draft #7a (204th overall), 2011

NFL YEAR: 4th • **YEAR WITH BRONCOS:** 4th

NFL GAMES PLAYED/STARTED: 43/8 • **POSTSEASON GP/GS:** 6/1



GREEN AT A GLANCE:

- A fourth-year tight end who played 43 regular-season games (8 starts) and six playoff contests (1 start) during his first three years in the league.
- Appeared in every game for the Broncos in 2013 and recorded nine receptions for 45 yards (5.0 avg.).
- Saw action in 176 snaps on offense in 2012, catching five passes for 63 yards (12.6 avg.), while participating in an additional 202 plays on special teams.
- Played 15 regular-season games (3 starts) and both playoff contests (1 start) for the Broncos as a rookie in 2011.
- Contributed mostly as a blocking tight end for Denver's league-leading rushing offense (164.5 ypg.) in 2011 in addition to catching three passes for 24 yards (8.0 avg.) and totaling three tackles as a mainstay on special teams.
- Played 50 career games (34 starts) for the University of Nevada and helped the Wolf Pack average 500.2 yards per game during his four-year career (2007-10) to rank third in the nation in that period.
- Secured first-team All-Western Athletic Conference honors following his senior campaign at Nevada in which he totaled a career-high 35 receptions for 515 yards (14.7 avg.) with five touchdowns.
- Named Nevada's Strength and Conditioning Athlete of the Year as a junior in 2009 in addition to being selected to the All-WAC second team.
- Selected by the Broncos in the seventh round (204th overall) of the 2011 NFL Draft.

CAREER TRANSACTIONS: Signed by Carolina as a draft choice 7/29/11; Waived by Carolina 8/31/13; Signed by Carolina 9/11/13; Waived by Carolina 11/12/13; Signed by Denver 11/27/13.



2013: Green played all 16 regular-season games (3 starts) for the first time in his career and caught a personal-best nine passes for 45 yards (5.0 avg.)... Finished with three special-teams stops... Appeared in all three playoff games, carrying the ball once for six yards.

2012: Green played 12 regular-season games (2 starts) for the Broncos, setting career highs with five catches for 63 yards (12.6 avg.)... Caught a career-best three passes for 44 yards, including a long of 28 yards, vs. N.O. (10/28)... Recovered an onside kick late in the fourth quarter vs. S.D. (11/18).

2011: Selected by Denver in the seventh round (204th overall) of the 2011 NFL Draft, Green played 15 regular-season games (3 starts) and contributed three catches for 24 yards (8.0 avg.) in addition to blocking for the league's No. 1 rushing attack (164.5 ypg.)... Logged the fourth-most plays on special teams for the Broncos and totaled three tackles on those units... Played in both of Denver's postseason contests, including a start in the Broncos AFC Divisional Playoff Game at N.E. (1/14).

COLLEGE: Green played 50 career games (34 starts) at the University of Nevada and totaled 72 receptions for 939 yards (13.0 avg.) with 11 touchdowns while helping the Wolf Pack rank fifth in the nation with 500.2 total yards per game from 2007-10... Recorded a personal-best 35 catches for 515 yards (14.7 avg.) with five touchdowns in his senior campaign to earn first-team All-Mountain West Conference honors... Named the Nevada Strength and Conditioning Athlete of the Year as a junior in 2009 in addition to being selected to the All-WAC second team.

PERSONAL: Green totaled 61 receptions for 1,014 yards (16.6 avg.) with 12 touchdowns during his career at Tulare Union (Calif.) High School, where he earned first-team All-East Yosemite League honors following his senior season... Lettered four years in basketball and another in track and field... Majored in general studies at Nevada... Virgil Leo Green was born on Aug. 3, 1988, in Tulare, Calif.

GREEN'S REGULAR SEASON RECORD

Year	Club	RECEIVING							SCORING					
		G	S	No.	Yds.	Avg.	LG	TD	TD	TDr	Tdp	TDr†	2pt	Pts.
2011	Denver	15	3	3	24	8.0	9	0	0	0	0	0	0	0
2012	Denver	12	2	5	63	12.6	28	0	0	0	0	0	0	
2013	Denver	16	3	9	45	5.0	10	0	0	0	0	0	0	
CAREER TOTALS		43	8	17	132	7.8	28	0	0	0	0	0	0	

ADDITIONAL STATISTICS: Special teams tackles — 2011 (3), 2012 (1), 2013 (3), TOTAL (7). Miscellaneous tackles — 2011 (1), TOTAL (1).

GREEN'S POSTSEASON RECORD

Year	Club	RECEIVING							SCORING				
		G	S	No.	Yds.	Avg.	LG	TD	TD	TDr	Tdp	TDr†	2pt
2011	Denver	2	1	0	0	0.0	—	0	0	0	0	0	0
2012	Denver	1	0	0	0	0.0	—	0	0	0	0	0	0
2013	Denver	3	0	1	3	3.0	3	0	0	0	0	0	0
CAREER TOTALS		6	1	1	3	3.0	3	0	0	0	0	0	0

ADDITIONAL STATISTICS: Rushed once for 6 yards vs. New England, 1/19/14.

GREEN'S SINGLE GAME HIGHS

(Postseason in parentheses)

Receptions — 3 vs. New Orleans, 10/28/12 (1 vs. San Diego, 1/12/14). **Receiving yards** — 44 vs. New Orleans, 10/28/12 (3 vs. San Diego, 1/12/14). **Longest reception** — 28 vs. New Orleans, 10/28/12 (3 vs. San Diego, 1/12/14). **Receiving touchdowns** — None (none).

VIRGIL GREEN'S CAREER GAME-BY-GAME

(Victories asterisked)

2011 DENVER (8-8)			RECEIVING					SCORING	
Date	Opponent	P/S	No.	Yds.	Avg.	LG	TD	2pt.	Pts.
Sep 12	vs. Oakland	P	0	0	0.0	—	0	0	0
Sep 18	vs. Cincinnati*	P	0	0	0.0	—	0	0	0
Sep 25	at Tennessee	P	1	7	7.0	7	0	0	0
Oct 2	at Green Bay	P	1	8	8.0	8	0	0	0
Oct 9	vs. San Diego	S	0	0	0.0	—	0	0	0
Oct 23	at Miami*	P	0	0	0.0	—	0	0	0
Oct 30	vs. Detroit	P	0	0	0.0	—	0	0	0
Nov 6	at Oakland*		INACTIVE						
Nov 13	at Kansas City*	P	0	0	0.0	—	0	0	0
Nov 17	vs. N.Y. Jets†	P	0	0	0.0	—	0	0	0
Nov 27	at San Diego*	P	0	0	0.0	—	0	0	0
Dec 4	at Minnesota*	S	0	0	0.0	—	0	0	0
Dec 11	vs. Chicago*	P	0	0	0.0	—	0	0	0
Dec 18	vs. New England	P	0	0	0.0	—	0	0	0
Dec 24	at Buffalo	P	1	9	9.0	9	0	0	0
Jan 1	vs. Kansas City	S	0	0	0.0	—	0	0	0
Regular Season Totals		15/3	3	24	8.0	9	0	0	0
Jan 8	vs. Pittsburgh*§	P	0	0	0.0	—	0	0	0
Jan 14	at New England†	S	0	0	0.0	—	0	0	0
Postseason Totals		15/3	0	0	0.0	—	0	0	0

§AFC Wild Card Game; †AFC Divisional Playoff Game

2012 DENVER (13-3)			RECEIVING					SCORING	
Date	Opponent	P/S	No.	Yds.	Avg.	LG	TD	2pt.	Pts.
Sep 9	vs. Pittsburgh*		RESERVE/SUSPENDED						
Sep 17	at Atlanta		RESERVE/SUSPENDED						
Sep 23	vs. Houston		RESERVE/SUSPENDED						
Sep 30	vs. Oakland*		RESERVE/SUSPENDED						
Oct 7	at New England	P	0	0	0.0	—	0	0	0
Oct 15	at San Diego*	S	0	0	0.0	—	0	0	0
Oct 28	vs. New Orleans*	P	3	44	14.7	28	0	0	0
Nov 4	at Cincinnati*	P	0	0	0.0	—	0	0	0
Nov 11	at Carolina*	S	0	0	0.0	—	0	0	0
Nov 18	vs. San Diego*	P	0	0	0.0	—	0	0	0
Nov 25	at Kansas City*	P	0	0	0.0	—	0	0	0
Dec 2	vs. Tampa Bay*	P	0	0	0.0	—	0	0	0
Dec 6	at Oakland*	P	0	0	0.0	—	0	0	0
Dec 16	at Baltimore*	P	0	0	0.0	—	0	0	0
Dec 23	vs. Cleveland*	P	0	0	0.0	—	0	0	0
Dec 30	vs. Kansas City*	P	2	19	9.5	11	0	0	0
Regular Season Totals		12/2	5	63	12.6	28	0	0	0
Jan 12	vs. Baltimore†	P	0	0	0.0	—	0	0	0
Postseason Totals		1/0	0	0	0.0	—	0	0	0

†AFC Divisional Playoff Game

2013 DENVER (13-3)		RECEIVING						SCORING	
Date	Opponent	P/S	No.	Yds.	Avg.	LG	TD	2pt.	Pts.
Sep 5	vs. Baltimore*	P	0	0	0.0	—	0	0	0
Sep 15	at N.Y. Giants*	P	1	5	5.0	5	0	0	0
Sep 23	vs. Oakland*	P	1	3	3.0	3	0	0	0
Sep 29	vs. Philadelphia*	P	1	5	5.0	5	0	0	0
Oct 6	at Dallas*	P	0	0	0.0	—	0	0	0
Oct 13	vs. Jacksonville*	P	0	0	0.0	—	0	0	0
Oct 20	at Indianapolis	P	0	0	0.0	—	0	0	0
Oct 27	vs. Washington*	P	0	0	0.0	—	0	0	0
Nov 10	at San Diego*	P	1	4	4.0	4	0	0	0
Nov 17	vs. Kansas City*	P	0	0	0.0	—	0	0	0
Nov 24	at New England	S	1	3	3.0	3	0	0	0
Dec 1	at Kansas City*	S	1	2	2.0	2	0	0	0
Dec 8	vs. Tennessee*	P	0	0	0.0	—	0	0	0
Dec 12	vs. San Diego	S	0	0	0.0	—	0	0	0
Dec 22	at Houston*	P	1	8	8.0	8	0	0	0
Dec 29	at Oakland*	P	2	15	7.5	10	0	0	0
Regular Season Totals		16/3	9	45	5.0	10	0	0	0
Jan 12	vs. San Diego*†	P	1	3	3.0	3	0	0	0
Jan 19	vs. New England*‡	P	0	0	0.0	—	0	0	0
Feb 2	vs. Seattle§	P	0	0	0.0	—	0	0	0
Postseason Totals		3/0	1	3	3.0	3	0	0	0

†AFC Divisional Playoff Game; ‡AFC Championship Game; §Super Bowl XLVIII



ERIC HAGG

37

SAFETY



6-1 • 205 • 3RD YR. • NEBRASKA

BORN: Sept. 15, 1989, in Peoria, Ariz.

HIGH SCHOOL: Ironwood High School, Peoria, Ariz.

ACQUIRED: Free Agent, 2014

NFL YEAR: 3rd • **YEAR WITH BRONCOS:** 1st

NFL GAMES PLAYED/STARTED: 22/4

HAGG AT A GLANCE:

- A third-year safety who appeared in 22 games (4 starts) with Cleveland during his first two NFL seasons (2011-12), totaling 32 tackles (29 solo), two passes defended and one fumble recovery.
- Saw action in 12 games (4 starts) for the Browns in 2012 and recorded a career-high 22 tackles (20 solo).
- Opened 34-of-49 career games at the University of Nebraska and registered 130 tackles, six interceptions, four sacks, three forced fumbles and two fumble recoveries for the Huskers.
- Earned unanimous first-team All-Big 12 Conference recognition following his senior season at Nebraska after totaling 49 tackles and a team-best five interceptions in addition to posting the longest punt return for a touchdown (95 yds.) in school history.
- Joined the Broncos as a free agent on Dec. 31, 2013.
- Selected by Cleveland in the seventh round (248th overall) on the 2011 NFL Draft.

CAREER TRANSACTIONS: Signed by Cleveland as a draft choice 7/30/11; Waived by Cleveland 5/21/13; Signed by Denver to a future contract 12/31/13.



2013: Hagg spent the season out of football after being waived by Cleveland on May 21.

2012: Hagg appeared in 12 games (4 starts) for the Browns and totaled 22 tackles (20 solo) and one pass defended... Collected a career-high seven tackles (all solo) at Oak. (12/2).

2011: Selected by Cleveland in the seventh round (248th overall) of the 2011 NFL Draft, Hagg saw action in 10 games as a rookie and contributed 10 defensive stops (9 solo), one pass defended and one fumble recovery to go along with one special-teams tackle... Missed the entire preseason and the first five games of the regular season with a knee injury that required surgery.

COLLEGE: Hagg played 49 career games (34 starts) at the University of Nebraska and totaled 130 tackles, six interceptions, four sacks, three forced fumbles and two fumble recoveries for the Huskers... Recorded 49 tackles and a team-best five interceptions in addition to posting the longest punt return for a touchdown (95 yds.) in school history as a senior to earn unanimous first-team All-Big 12 Conference honors.

PERSONAL: Hagg attended Ironwood High School in Peoria, Ariz., where he played defensive back and wide receiver... Last name is pronounced HAYG... Eric Hagg was born on Sept. 15, 1989, in Peoria, Ariz.

HAGG'S REGULAR SEASON RECORD

Year	Club	G	S	UT	A	TT	S-Yds.	I-Yds.	PD	FF	FR	TD-Int.	TD-FR	S	Pts.
2011	Cleveland	10	0	9	1	10	0-0	0-0	1	0	1	0	0	0	0
2012	Cleveland	12	4	20	2	22	0-0	0-0	1	0	0	0	0	0	0
CAREER TOTALS		22	4	29	3	32	0-0	0-0	2	0	1	0	0	0	0

ADDITIONAL STATISTICS: *Special teams tackles* — 2011 (1), TOTAL (1).

HAGG'S SINGLE GAME HIGHS

(Postseason in parentheses)

Tackles — 7 at Oakland, 12/2/12 (none). **Passes defended** — 1, twice, last vs. Philadelphia 9/9/12 (none). **Fumble recoveries** — 1 vs. Pittsburgh, 1/1/12 (none).

ERIC HAGG'S CAREER GAME-BY-GAME

(Victories asterisked)

2011 CLEVELAND (4-12)		TACKLES									
Date	Opponent	P/S	UT	A	TT	S-Yds.	I-Yds.	PD	FF	FR	
Games 1-5											
Oct 30	at San Francisco	P	0	0	0	0-0	0-0	0	0	0	
Nov 6	at Houston	P	0	0	0	0-0	0-0	0	0	0	
Nov 13	vs. St. Louis	P	0	0	0	0-0	0-0	0	0	0	
Nov 20	vs. Jacksonville*	P	0	0	0	0-0	0-0	0	0	0	
Nov 27	at Cincinnati	P	2	0	2	0-0	0-0	1	0	0	
Dec 4	vs. Baltimore	P	2	0	2	0-0	0-0	0	0	0	
Dec 8	at Pittsburgh	P	0	0	0	0-0	0-0	0	0	0	
Dec 18	at Arizona	P	3	0	3	0-0	0-0	0	0	0	
Dec 24	at Baltimore	P	0	0	0	0-0	0-0	0	0	0	
Jan 1	vs. Pittsburgh	P	2	1	3	0-0	0-0	0	0	1	
Regular Season Totals			10/0	9	1	10	0-0	0-0	1	0	1

2012 CLEVELAND (5-11)		TACKLES									
Date	Opponent	P/S	UT	A	TT	S-Yds.	I-Yds.	PD	FF	FR	
Sep 9	vs. Philadelphia	S	1	1	2	0-0	0-0	1	0	0	
Sep 16	at Cincinnati	S	3	1	4	0-0	0-0	0	0	0	
Sep 23	vs. Buffalo	INACTIVE									
Sep 27	at Baltimore	INACTIVE									
Oct 7	at N.Y. Giants	P	0	0	0	0-0	0-0	0	0	0	
Oct 14	vs. Cincinnati*	P	0	0	0	0-0	0-0	0	0	0	
Oct 21	at Indianapolis	P	0	0	0	0-0	0-0	0	0	0	
Oct 28	vs. San Diego*	P	0	0	0	0-0	0-0	0	0	0	
Nov 4	vs. Baltimore	P	0	0	0	0-0	0-0	0	0	0	
Nov 18	at Dallas	P	3	0	3	0-0	0-0	0	0	0	
Nov 25	vs. Pittsburgh*	P	1	0	1	0-0	0-0	0	0	0	
Dec 2	at Oakland*	P	7	0	7	0-0	0-0	0	0	0	
Dec 9	vs. Kansas City*	INACTIVE									
Dec 16	vs. Washington	INACTIVE									
Dec 23	at Denver	S	1	0	1	0-0	0-0	0	0	0	
Dec 30	at Pittsburgh	S	4	0	4	0-0	0-0	0	0	0	
Regular Season Totals			12/4	20	2	22	0-0	0-0	1	0	0



CHRIS HARRIS JR.

25

CORNERBACK

5-10 • 199 • 4TH YR. • KANSAS

BORN: June 18, 1989, in Bixby, Okla.

HIGH SCHOOL: Bixby (Okla.) High School

ACQUIRED: College Free Agent, 2011

NFL YEAR: 4th • **YEAR WITH BRONCOS:** 4th

NFL GAMES PLAYED/STARTED: 47/31 • **POSTSEASON GP/GS:** 4/3



HARRIS JR. AT A GLANCE:

- A fourth-year cornerback who played 47 regular-season games (31 starts) in his first three NFL campaigns, totaling seven interceptions and 31 passes defended during that span.
- Tied for the team lead with three interceptions and ranked second among the Broncos' defensive backs with 65 tackles in 2013.
- Emerged as a regular starter for the Broncos in 2012, opening the final 12 games of the regular season and allowing the fifth-fewest receiving yards (400) and tying for the eighth-fewest completions allowed (35) in the NFL among players targeted at least 60 times.

- Represented one of just two defensive backs in the league in 2012 to record multiple interceptions (3) and sacks (2.5), while returning two of his picks for touchdowns to tie the franchise single-season record.
- Recorded longest interception return for a touchdown in Broncos history with his 98-yard pick-six at Baltimore (12/16/12).
- Posted his first career multiple-interception game and his first career touchdown on a 46-yard interception return to seal Denver's win at San Diego (10/15/12).
- Played all 16 regular-season games (4 starts) and two playoff contests (1 start) as a rookie in 2011 after becoming the 13th college free agent since 1997 to make Denver's active roster out of training camp.
- Named to the 2011 NFL All-Rookie Team by the PFW/PFWA and *Football Outsiders* after ranking first among NFL rookie defensive backs (fourth on the Broncos) with 65 tackles (56 solo) to go along with one interception (15 yds.), six passes defended and six special-teams stops.
- Recognized as the recipient of the Darrent Williams Good Guy Award in 2013 given annually to the Bronco who best exemplifies Williams' enthusiasm, cooperation and honesty while dealing with members of the press.
- Played 50 games (41 starts) for the University of Kansas and finished his career ranked third among defensive backs with 290 tackles (197 solo) in addition to four sacks (21 yds.) and three interceptions (11 yds.).
- Saw time at safety and cornerback as a senior captain for the Jayhawks, earning KU Defensive Back of the Year honors.
- Started 10 games as a true freshman at Kansas and garnered Big 12 Conference Newcomer of the Year accolades as well as honorable mention Freshman All-America recognition.
- Entered the NFL with Denver as a college free agent on July 27, 2011.

CAREER TRANSACTIONS: Signed by Denver as a college free agent 7/27/11. Placed in injured reserve (knee) by Denver 1/14/14.



2013: Harris Jr. played all 16 regular-season games (15 starts) and matched his career high with 65 tackles to rank second among Broncos defensive backs... Tied for the team lead with three interceptions and set a new career mark with 13 pass breakups... Saw action in one playoff game for the Broncos before a season-ending knee injury... Made a diving interception of a Joe Flacco pass vs. Bal. (9/5) that led to a Broncos touchdown... Became the first player since Champ Bailey in 2009 to record interceptions in back-to-back games when he picked off a pass from Eli Manning in the fourth quarter at NYG (9/15)... Led the team with a career-best 11 tackles vs. Jac. (10/13)... Tied for the team lead with six tackles and added a career-best three pass breakups at K.C. (12/1)... Suffered a torn ACL in Denver's AFC Divisional Playoff Game vs. S.D. (1/12) and was placed on injured reserve on Jan. 14.

2012: Harris Jr. played 15 games in the regular season, opening a career-high 12 contests and tying for the team lead with three interceptions—two of them returned for touchdowns—and nine passes defended... Added 61 tackles (51 solo) and 2.5 sacks (17.5 yds.) as one of just two defensive backs in the NFL to post multiple interceptions and sacks... Ranked fifth in the NFL in receiving yards allowed (400) and tied for the eighth-fewest completions (35) allowed among players with at least 60 defensive targets... Finished fifth in the league with his 144 interception return yards to represent the fourth-highest single-season total in franchise history... Missed Denver's Week 2 contest at Atl. (9/17) with an ankle injury... Recorded his first career multiple-interception game and his first career touchdown on a 46-yard interception return to cap Denver's 24-point comeback at S.D. (10/15)... Sacked Panthers quarterback Cam Newton and led the Broncos with seven tackles while seeing time at outside cornerback, nickel corner, and safety at Car. (11/11)... Intercepted Ravens quarterback Joe Flacco and returned it a franchise-record 98 yards for a touchdown in addition to holding wide receiver Anquan Boldin without a catch for the first time in 106 games at Bal. (12/16)... Tied a franchise postseason record with four pass breakups in Denver's AFC Divisional Playoff Game vs. Bal. (1/12).

2011: Harris Jr., who entered the NFL with Denver as a college free agent on July 27, played all 16 regular-season games (4 starts) as a rookie and finished fifth on the club (first among NFL rookie defensive backs) with

HARRIS JR. A RELIABLE FORCE IN 2013

MOSY SNAPS PLAYED ON DEFENSE, BRONCOS, 2013

Player	Pos.	Plays	Pct.
1. Chris Harris Jr.	CB	1,042	92.3
2. Danny Trevathan	LB	948	84.0
3. D. Rodgers-Cromartie	CB	776	68.7
4. Duke Ihenacho	S	772	68.4
5. Shaun Phillips	DE	770	68.2

HARRIS JR.'S 98-YARD INTERCEPTION RETURN SETS FRANCHISE RECORD

LONGEST INTERCEPTION RETURNS, BRONCOS HISTORY

Player	Opp. (Date)	Ret.
1. Chris Harris	at Bal. (12/16/12)	98t
2. Randy Gradishar	at Cle. (10/5/80)	93t
3. Darrent Williams	at Oak. (11/13/05)	80t
Ray Crockett	at Oak. (9/20/98)	80t
5. Jimmy Spencer	vs. Sea. (12/10/00)	79t

65 tackles (56 solo) to go along with one interception (15 yds.) and six passes defended... Ranked fifth on the Broncos with six special-teams stops... Played in both of Denver's postseason contests, including a start in the AFC Divisional Playoff Game at N.E. (1/14), and tied for third on the team with 13 tackles (7 solo)... Named to the 2011 NFL All-Rookie Team by the PF/W/PFWA and *Football Outsiders*.

COLLEGE: Harris Jr. finished his career at the University of Kansas ranked third among defensive backs with 290 tackles (197 solo) and added four sacks (21 yds.) and three interceptions (11 yds.) for the Jayhawks... Played 50 career games (41 starts), seeing time at cornerback and safety... Named KU Defensive Back of the Year as a senior and was selected as the co-recipient of Kansas' Don Fambrough Award for unselfishness following his junior campaign... Opened 10 games as a true freshman for Kansas in 2007 and was tabbed as the Big 12 Conference Newcomer of the Year in addition to receiving honorable mention Freshman All-America recognition.

PERSONAL: Harris Jr. attended Bixby (Okla.) High School, where he was an all-state defensive back and was named district player of the year as a senior in 2006... Lettered in basketball and track and was a member of the academic state champion teams during his final two prep seasons... Majored in social psychology at Kansas... Chris Harris was born on June 18, 1989, in Bixby, Okla.

HARRIS JR.'S REGULAR SEASON RECORD

Year	Club	G	S	UT	A	TT	S-Yds.	I-Yds.	PD	FF	FR	TD-Int.	TD-FR	S	Pts.
2011	Denver	16	4	56	9	65	0-0	1-15	6	0	0	0	0	0	0
2012	Denver	15	12	51	10	61	2.5-17.5	3-144	9	0	0	2	0	0	12
2013	Denver	16	15	58	7	65	0-0	0-0	13	0	0	0	0	0	0
CAREER TOTALS		47	31	165	26	191	2.5-17.5	7-160	28	0	0	2	0	0	12

ADDITIONAL STATISTICS: Special teams tackles — 2011 (6), TOTAL (6). Special teams fumbles — 2012 (1), TOTAL (1).

HARRIS JR.'S POSTSEASON RECORD

Year	Club	G	S	UT	A	TT	S-Yds.	I-Yds.	PD	FF	FR	TD-Int.	TD-FR	S	Pts.
2011	Denver	2	1	7	6	13	0-0	0-0	0	0	0	0	0	0	0
2012	Denver	1	1	3	0	3	0-0	0-0	4	0	0	0	0	0	0
2013	Denver	1	1	2	0	2	0-0	0-0	1	0	0	0	0	0	0
CAREER TOTALS		4	3	12	6	18	0-0	0-0	5	0	0	0	0	0	0

HARRIS JR.'S SINGLE GAME HIGHS

(Postseason in parentheses)

Tackles — 11 vs. Jacksonville, 10/13/13 (8 at New England, 1/14/12). **Interceptions** — 2 at San Diego, 10/15/12 (none). **Interception return yards** — 98 at Baltimore, 12/16/12 (none). **Passes defended** — 3 at Kansas City, 12/1/13 (4 vs. Baltimore, 1/12/13). **Sacks** — 1, twice, last at Carolina 11/11/12 (none). **Sack yards** — 11 vs. Oakland, 9/30/12 (none).

CHRIS HARRIS JR.'S CAREER GAME-BY-GAME

(Victories asterisked)

2011 DENVER (8-8)		TACKLES													
Date	Opponent	P/S	UT	A	TT	S-Yds.	I-Yds.	PD	FF	FR					
Sep 12	vs. Oakland	P	0	0	0	0-0	0-0	0	0	0					
Sep 18	vs. Cincinnati*	P	0	0	0	0-0	0-0	0	0	0					
Sep 25	at Tennessee	P	0	0	0	0-0	0-0	0	0	0					
Oct 2	at Green Bay	P	2	2	4	0-0	0-0	0	0	0					
Oct 9	vs. San Diego	P	0	0	0	0-0	0-0	0	0	0					
Oct 23	at Miami*	P	0	0	0	0-0	0-0	2	0	0					
Oct 30	vs. Detroit	S	6	3	9	0-0	0-0	0	0	0					
Nov 6	at Oakland*	S	8	2	10	0-0	1-15	1	0	0					
Nov 13	at Kansas City*	P	8	0	8	0-0	0-0	1	0	0					
Nov 17	vs. N.Y. Jets*	P	3	0	3	0-0	0-0	0	0	0					
Nov 27	at San Diego*	P	4	1	5	0-0	0-0	0	0	0					
Dec 4	at Minnesota*	S	4	0	4	0-0	0-0	0	0	0					
Dec 11	vs. Chicago*	P	2	0	2	0-0	0-0	1	0	0					
Dec 18	vs. New England	S	9	0	9	0-0	0-0	0	0	0					
Dec 24	at Buffalo	P	7	1	8	0-0	0-0	0	0	0					
Jan 1	vs. Kansas City	P	3	0	3	0-0	0-0	1	0	0					
Regular Season Totals			16/4	56	9	65	0-0	1-15	6	0	0				
Jan 8	vs. Pittsburgh* [§]	P	4	1	5	0-0	0-0	0	0	0					
Jan 14	at New England [†]	S	3	5	8	0-0	0-0	0	0	0					
Postseason Totals			2/1	7	6	13	0-0	0-0	0	0	0				

[§]AFC Wild Card Game; [†]AFC Divisional Playoff Game

2012 DENVER (13-3)		TACKLES									
Date	Opponent	P/S	UT	A	TT	S-Yds.	I-Yds.	PBU	FF	FR	
Sep 9	vs. Pittsburgh*	P	3	1	4	0.5-3.5	0-0	0	0	0	
Sep 17	at Atlanta					INACTIVE					
Sep 23	vs. Houston	P	4	0	4	0-0	0-0	1	0	0	
Sep 30	vs. Oakland*	P	3	0	3	1-11	0-0	0	0	0	
Oct 7	at New England	S	4	3	7	0-0	0-0	0	0	0	
Oct 15	at San Diego*	S	4	0	4	0-0	2-46	2	0	0	
Oct 28	vs. New Orleans*	S	2	1	3	0-0	0-0	2	0	0	
Nov 4	at Cincinnati*	S	4	2	6	0-0	0-0	1	0	0	
Nov 11	at Carolina*	S	6	1	7	1-3	0-0	0	0	0	
Nov 18	vs. San Diego*	S	3	0	3	0-0	0-0	2	0	0	
Nov 25	at Kansas City*	S	1	1	2	0-0	0-0	0	0	0	
Dec 2	vs. Tampa Bay*	S	5	1	6	0-0	0-0	2	0	0	
Dec 6	at Oakland*	S	1	0	1	0-0	0-0	0	0	0	
Dec 16	at Baltimore*	S	1	0	1	0-0	1-98	1	0	0	
Dec 23	vs. Cleveland*	S	8	0	8	0-0	0-0	0	0	0	
Dec 30	vs. Kansas City*	S	2	0	2	0-0	0-0	1	0	0	
Regular Season Totals			15/12	51	10	61	2.5-17.5	3-144	12	0	0
Jan 12	vs. Baltimore†	S	3	0	3	0-0	0-0	4	0	0	
Postseason Totals			1/1	3	0	3	0-0	0-0	4	0	0

†AFC Divisional Playoff Game

2013 DENVER (13-3)		TACKLES									
Date	Opponent	P/S	UT	A	TT	S-Yds.	I-Yds.	PBU	FF	FR	
Sep 5	vs. Baltimore*	S	3	0	3	0-0	1-0	1	0	0	
Sep 15	at N.Y. Giants	S	5	1	6	0-0	1-0	2	0	0	
Sep 23	vs. Oakland*	S	4	1	5	0-0	0-0	0	0	0	
Sep 29	vs. Philadelphia*	S	1	0	1	0-0	0-0	0	0	0	
Oct 6	at Dallas*	S	4	0	4	0-0	0-0	0	0	0	
Oct 13	vs. Jacksonville*	P	10	1	11	0-0	0-0	0	0	0	
Oct 20	at Indianapolis*	S	5	2	7	0-0	0-0	1	0	0	
Oct 27	vs. Washington*	S	3	0	3	0-0	1-1	2	0	0	
Nov 10	at San Diego*	S	5	0	5	0-0	0-0	2	0	0	
Nov 17	vs. Kansas City*	S	3	0	3	0-0	0-0	0	0	0	
Nov 24	at New England	S	3	1	4	0-0	0-0	0	0	0	
Dec 1	at Kansas City*	S	6	0	6	0-0	0-0	3	0	0	
Dec 8	vs. Tennessee*	S	1	0	1	0-0	0-0	0	0	0	
Dec 12	vs. San Diego	S	0	0	0	0-0	0-0	0	0	0	
Dec 22	at Houston*	S	3	1	4	0-0	0-0	2	0	0	
Dec 29	at Oakland*	S	2	0	2	0-0	0-0	0	0	0	
Regular Season Totals			16/15	58	7	65	0-0	3-1	13	0	0
Jan 12	vs. San Diego*†	S	2	0	2	0-0	0-0	1	0	0	
PLACED ON INJURED RESERVE (KNEE) ON JAN. 14											
Postseason Totals			1/1	2	0	2	0-0	0-0	1	0	0

†AFC Divisional Playoff Game



RONNIE HILLMAN

23

RUNNING BACK

5-10 • 195 • 3RD YR. • SAN DIEGO STATE

BORN: Sept. 14, 1991, in Long Beach, Calif.

HIGH SCHOOL: La Habra (Calif.) High School

ACQUIRED: Draft #3 (67th overall), 2012

NFL YEAR: 3rd • YEAR WITH BRONCOS: 3rd

NFL GAMES PLAYED/STARTED: 24/0 • POSTSEASON GP/GS: 1/0



HILLMAN AT A GLANCE:

- A third-year running back who appeared in 24 regular-season games during his first two seasons while totaling 548 yards rushing on 140 carries (3.9 avg.) during that span.
- Finished third on the Broncos with 330 rushing yards and one touchdown as the NFL's youngest player in 2012.
- Recorded a Broncos postseason rookie-record 22 carries for 83 yards (3.8 avg.) in Denver's AFC Divisional Playoff Game vs. Baltimore (1/12/13).
- Played 26 games (20 starts) at San Diego State University and finished third in school history with 3,243 yards rushing in just two seasons with the Aztecs.
- Totaled 15 100-yard rushing games and three 200-yard outputs to go along with 36 rushing scores during his collegiate career at SDSU.
- Received first-team All-Mountain West Conference honors following both of his seasons in

addition to being selected as the MWC Freshman of the Year in 2010.

- Selected by the Broncos in the third round (67th overall) of the 2012 NFL Draft.

CAREER TRANSACTIONS: Signed by Denver as a draft choice 7/24/12.



2013: Hillman played 10 regular-season games and totaled 55 carries for 218 yards (4.0 avg.) for the Broncos in 2013... Averaged 7.3 yards per carry, rushing nine times for a game-high 66 yards on *Monday Night Football* vs. Oak. (9/23)... Posted a career-best four catches for 42 yards at Dal. (10/6).

2012: Hillman was selected by the Broncos in the third round (67th overall) of the 2012 NFL Draft, Hillman played 14 regular-season games and finished third on the team with 330 rushing yards and one touchdown on 85 carries... Made his NFL debut, registering two carries for seven yards and one catch for one yard vs. Hou. (9/23)... Set career marks with 14 carries for 86 yards (6.1 avg.) and a long of 31 vs. N.O. (10/28)... Scored his first career touchdown on a 5-yard run at Car. (11/11)... Ran the ball a team-high 12 times, totaling 59 yards of offense vs. S.D. (11/18)... Had a career high with 15 carries at Bal. (12/16)... Relieved injured starter Knowshon Moreno in Denver's AFC Divisional Playoff Game vs. Bal. (1/12) and totaled 83 yards on 22 carries (3.8 avg.) to mark the most attempts by a Broncos rookie in postseason history.

COLLEGE: Hillman saw action in 26 games (20 starts) at San Diego State University and ranked third in school history with 3,243 yards rushing in just two seasons with the Aztecs... Accounted for 15 100-yard rushing games and three 200-yard outputs, while scoring 36 rushing touchdowns... Named first-team All-Mountain West Conference as a redshirt sophomore in 2011 after rushing for a career-high 1,711 yards and 19 touchdowns on 311 carries (5.5 avg.) and earning MWC Player of the Week honors on three occasions... Ranked fourth in the NCAA in rushing (131.6 ypg) and ninth in scoring (9.2 ppg) in 2011... Selected as the MWC Freshman of the Year in 2010 after totaling 262 carries for 1,532 yards (5.8 avg.) with 17 touchdowns.

PERSONAL: Hillman attended La Habra (Calif.) High School, where as a senior he led his team to the 2008 CIF Southern Section Southwest Division title after rushing for 1,251 yards and 14 touchdowns on just 97 carries (12.9 avg.)... Accounted for 2,104 all-purpose yards and 27 total touchdowns to earn first-team all-county pick honors from the *Orange County Register* in addition to being selected as the Freeway League MVP... Earned Southeast Division Offensive Player of the Year honors following his junior season in which he amassed 1,615 yards and 20 touchdowns rushing... Studied social science at San Diego State... Played on a youth football team in Los Angeles coached by rapper Snoop Dogg... Ronnie Hillman was born on Sept. 14, 1991, in Long Beach, Calif.

HILLMAN'S REGULAR SEASON RECORD

Year	Club	G	S	RUSHING				RECEIVING				SCORING								
				No.	Yds.	Avg.	LG	TD	No.	Yds.	Avg.	LG	TD	TD	TDr	TDp	TDrT	2pt	Pts.	
2012	Denver	14	0	85	330	3.9	31	1	10	62	6.2	29	0	1	1	0	0	0	0	6
2013	Denver	10	0	55	218	4.0	19	1	12	119	9.9	19	0	1	1	0	0	0	0	6
CAREER TOTALS		24	0	140	548	3.9	31	2	22	181	8.2	29	0	2	2	0	0	0	0	12

HILLMAN'S POSTSEASON RECORD

Year	Club	G	S	RUSHING				RECEIVING				SCORING								
				No.	Yds.	Avg.	LG	TD	No.	Yds.	Avg.	LG	TD	TD	TDr	TDp	TDrT	2pt	Pts.	
2012	Denver	1	0	22	83	3.8	11	0	3	20	6.7	11	0	0	0	0	0	0	0	0
CAREER TOTALS		1	0	22	83	3.8	11	0	3	20	6.7	11	0	0	0	0	0	0	0	0

HILLMAN'S SINGLE GAME HIGHS

(Postseason in parentheses)

Rushes — 15 at Baltimore, 12/16/12 (22 vs. Baltimore, 1/12/13). **Rushing yards** — 86 vs. New Orleans, 10/28/12 (83 vs. Baltimore, 1/12/13). **Longest rush** — 31 vs. New Orleans, 10/28/12 (11 vs. Baltimore, 1/12/13). **Rushing touchdowns** — 1, twice, last vs. Oakland 9/23/13 (none). **Receptions** — 4 at Dallas, 10/6/13 (3 vs. Baltimore, 1/12/13). **Receiving yards** — 42 at Dallas, 10/6/13 (20 vs. Baltimore, 1/12/13). **Longest reception** — 29 vs. Oakland, 9/30/12 (11 vs. Baltimore, 1/12/13). **Receiving touchdowns** — None (none).

HILLMAN STEPS UP IN THE 2012 POSTSEASON

MOST RUSHING YARDS BY A ROOKIE, BRONCOS POSTSEASON HISTORY

Player	Opp. (Date)	Att.	Yds.	Avg.	TD
1. Bobby Humphrey	vs. Pit. (1/7/90)	18	85	4.7	0
2. Ronnie Hillman	vs. Bal. (1/12/13)	22*	83	3.8	0
3. Bobby Humphrey	vs. S.F. (1/28/90)	12	61	5.1	0
4. Quentin Griffin	at Ind. (1/4/04)	6	60	10.0	0
5. Tatum Bell	at Ind. (1/9/05)	12	49	4.1	1

*Broncos rookie postseason record

RONNIE HILLMAN'S CAREER GAME-BY-GAME


(Victories asterisked)

2012 DENVER (13-3)			RUSHING				RECEIVING				SCORING			
Date	Opponent	P/S	No.	Yds.	Avg.	LG	TD	No.	Yds.	Avg.	LG	TD	2pt.	Pts.
Sep 9	vs. Pittsburgh*													
Sep 17	at Atlanta													
Sep 23	vs. Houston	P	2	7	3.5	4	0	1	1	1.0	1	0	0	0
Sep 30	vs. Oakland*	P	10	31	3.1	12	0	2	32	16.0	29	0	0	0
Oct 7	at New England	P	3	9	3.0	7	0	1	4	4.0	4	0	0	0
Oct 15	at San Diego*	P	2	3	1.5	3	0	0	0	0.0	—	0	0	0
Oct 28	vs. New Orleans*	P	14	86	6.1	31	0	1	-4	-4.0	-4	0	0	0
Nov 4	at Cincinnati*	P	1	4	4.0	4	0	1	5	5.0	5	0	0	0
Nov 11	at Carolina*	P	5	5	1.0	5†	1	2	8	4.0	7	0	0	6
Nov 18	vs. San Diego*	P	12	43	3.6	21	0	2	16	8.0	12	0	0	0
Nov 25	at Kansas City*	P	3	9	3.0	10	0	0	0	0.0	—	0	0	0
Dec 2	vs. Tampa Bay*	P	5	29	5.8	9	0	0	0	0.0	—	0	0	0
Dec 6	at Oakland*	P	4	24	6.0	12	0	0	0	0.0	—	0	0	0
Dec 16	at Baltimore*	P	15	32	2.1	8	0	0	0	0.0	—	0	0	0
Dec 23	vs. Cleveland*	P	6	35	5.8	12	0	0	0	0.0	—	0	0	0
Dec 30	vs. Kansas City*	P	3	13	4.3	5	0	0	0	0.0	—	0	0	0
Regular Season Totals			14/0	85	330	3.9	31	1	10	62	6.2	29	0	0
Jan 12	vs. Baltimore†	P	22	83	3.8	11	0	3	20	6.7	11	0	0	0
Postseason Totals			1/0	22	83	3.8	11	0	3	20	6.7	11	0	0

†AFC Divisional Playoff Game

2013 DENVER (13-3)			RUSHING				RECEIVING				SCORING			
Date	Opponent	P/S	No.	Yds.	Avg.	LG	TD	No.	Yds.	Avg.	LG	TD	2pt.	Pts.
Sep 5	vs. Baltimore*	P	4	15	3.8	7	0	2	27	13.5	17	0	0	0
Sep 15	at N.Y. Giants*	P	1	3	3.0	3	0	0	0	0.0	—	0	0	0
Sep 23	vs. Oakland*	P	9	66	7.3	19	1	1	12	12.0	12	0	0	6
Sep 29	vs. Philadelphia*	P	11	36	3.3	10	0	2	21	10.5	14	0	0	0
Oct 6	at Dallas*	P	7	17	2.4	17	0	4	42	10.5	19	0	0	0
Oct 13	vs. Jacksonville*	P	4	20	5.0	11	0	2	16	8.0	11	0	0	0
Oct 20	at Indianapolis	P	4	25	6.3	14	0	1	1	1.0	1	0	0	0
Oct 27	vs. Washington*													
Nov 10	at San Diego*													
Nov 17	vs. Kansas City*													
Nov 24	at New England													
Dec 1	at Kansas City*	P	0	0	0.0	—	0	0	0	0.0	—	0	0	0
Dec 8	vs. Tennessee*													
Dec 12	vs. San Diego													
Dec 22	at Houston*	P	3	6	2.0	3	0	0	0	0.0	—	0	0	0
Dec 29	at Oakland*	P	12	30	2.5	8	0	0	0	0.0	—	0	0	0
Regular Season Totals			10/0	55	218	4.0	19	1	12	119	9.9	19	0	0
Jan 12	vs. San Diego*†													
Jan 19	vs. New England*#													
Feb 2	vs. Seattle§													
Postseason Totals			0/0	0	0	0.0	—	0	0	0.0	—	0	0	0

†AFC Divisional Playoff Game; #AFC Championship Game; §Super Bowl XLVIII



DUKE IHENACHO

27

SAFETY

6-1 • 207 • 3RD YR. • SAN JOSE STATE

BORN: June 16, 1989, in Torrance, Calif.

HIGH SCHOOL: Serra High School, Gardena, Calif.

ACQUIRED: College Free Agent, 2012

NFL YEAR: 3rd • **YEAR WITH BRONCOS:** 3rd

NFL GAMES PLAYED/STARTED: 17/14 • **POSTSEASON GP/GS:** 3/3



IHENACHO AT A GLANCE:

- A third-year safety who started 14-of-17 regular-season games and all three playoff contests he appeared in during his first two NFL seasons with the Broncos.
- Ranked third on the Broncos with 72 tackles (55 solo) and tied for the team lead with three forced fumbles in 15 regular-season games played (14 starts) in 2013.
- Contributed in two games for the Broncos as a rookie in 2012, while also competing on the club's practice squad.

- Recorded 268 tackles (142 solo), seven interceptions (110 yds.), 23 passes defended, three forced fumbles and four fumble recoveries in 47 games at San Jose State University.
- Scored three defensive touchdowns during his college career (2 INT, 1 FR), while becoming the first Spartan to collect three first-team All-Western Athletic Conference honors.
- Younger brother of Oakland linebacker Carl Ihenacho, who played three games for the Raiders in 2012 and was a teammate of Duke at SJSU from 2007-09.
- Entered the NFL with Denver as a college free agent on May 3, 2012.

CAREER TRANSACTIONS: Signed by Denver as a college free agent 5/3/12; Waived by Denver 8/31/12; Signed by Denver (practice squad) 9/1/12; Signed by Denver (active roster) 9/29/12; Waived by Denver 10/11/12; Signed by Denver (practice squad) 10/13/12; Signed by Denver (active roster) 10/30/12; Waived by Denver 11/13/12; Signed by Denver (practice squad) 11/15/12.



2013: Ihenacho opened 14-of-15 regular-season games played in 2013, ranking third on the team and second among defensive backs with 72 tackles, while adding seven pass breakups... Tied for the team lead with three forced fumbles and recovered a team-best two fumbles... Started all three postseason games and finished with 15 tackles... Made his first career start and led the team with 12 tackles (11 solo), including one for a loss and added his first three career pass breakups vs. Bal. (9/5)... Recovered his first career fumble and broke up a pair of passes at Dal. (10/6)... Ranked second on the team with five tackles in Denver's AFC Championship Game vs. N.E. (1/19).

2012: Ihenacho, who entered the NFL with Denver as a college free agent on May 3, spent four weeks on the Broncos' active roster as a rookie, seeing action in two games and recording one special-teams tackle... Spent the remainder of the 2012 campaign on the club's practice squad.

COLLEGE: Ihenacho totaled 268 tackles (142 solo), seven interceptions (110 yds.), 23 passes defended, three forced fumbles and four fumble recoveries in his 47-game career at San Jose State University... Scored three defensive touchdowns, with two coming off interceptions and one resulting from a fumble recovery... Became the first Spartan to earn first-team All-Western Athletic Conference honors three times... Recorded 73 tackles his senior year to rank third on the team... Named to the preseason Jim Thorpe Award Watch List in 2009 and went on to return an interception for a touchdown in back-to-back games as one of only two players in the country to accomplish that feat... Tallied the Spartans' only blocked punt as a freshman as the youngest player on the squad.

PERSONAL: Ihenacho attended Serra High School in Gardena, Calif., where he played just two seasons of prep football... Made 73 tackles on defense along with 17 receptions for 335 yards (19.7 avg.) and a touchdown on offense as a senior... Majored in business marketing at San Jose State... His older brother, Carl, played at San Diego State from 2007-09, and appeared in three games for the Oakland Raiders in 2012... Last name is pronounced EE-ah-NAH-cho... Duke Ihenacho was born on June 16, 1989, in Torrance, Calif.

IHENACHO'S REGULAR SEASON RECORD

Year	Club	G	S	UT	A	TT	S-Yds.	I-Yds.	PD	FF	FR	TD-Int.	TD-FR	S	Pts.
2012	Denver	2	0	0	0	0	0-0	0-0	0	0	0	0	0	0	0
2013	Denver	15	14	55	17	72	0-0	0-0	7	2	2	0	0	0	0
CAREER TOTALS		17	14	55	17	72	0-0	0-0	7	2	2	0	0	0	0

ADDITIONAL STATISTICS: *Special teams tackles* — 2012 (1), 2013 (2), TOTAL (3).

IHENACHO'S POSTSEASON RECORD

Year	Club	G	S	UT	A	TT	S-Yds.	I-Yds.	PD	FF	FR	TD-Int.	TD-FR	S	Pts.
2013	Denver	3	3	10	5	15	0-0	0-0	0	0	0	0	0	0	0
CAREER TOTALS		3	3	10	5	15	0-0	0-0	0	0	0	0	0	0	0

DUKE IHENACHO'S CAREER GAME-BY-GAME

(Victories asterisked)

2012 DENVER (13-3)		TACKLES										
Date	Opponent	P/S	UT	A	TT	S-Yds.	I-Yds.	PD	FF	FR		
Games 1-3			PRACTICE SQUAD									
Sep 30	vs. Oakland*	P	0	0	0	0-0	0-0	0	0	0		
Oct 7	at New England		INACTIVE									
Oct 15	at San Diego*		PRACTICE SQUAD									
Oct 28	vs. New Orleans*		PRACTICE SQUAD									
Nov 4	at Cincinnati*	P	0	0	0	0-0	0-0	0	0	0		
Nov 11	at New England		INACTIVE									
Games 10-16			PRACTICE SQUAD									
Regular Season Totals			2/0	0	0	0	0-0	0-0	0	0	0	
Jan 12	vs. Baltimore†		PRACTICE SQUAD									
Postseason Totals			0/0	0	0	0	0-0	0-0	0	0	0	

†AFC Divisional Playoff Game

2013 DENVER (13-3)		TACKLES								
Date	Opponent	P/S	UT	A	TT	S-Yds.	I-Yds.	PD	FF	FR
Sep 5	vs. Baltimore*	S	11	1	12	0-0	0-0	1	0	0
Sep 15	at N.Y. Giants*	S	5	1	6	0-0	0-0	1	0	0
Sep 23	vs. Oakland*	S	0	1	1	0-0	0-0	1	0	0
Sep 29	vs. Philadelphia*	S	9	0	9	0-0	0-0	0	0	0
Oct 6	at Dallas*	S	3	1	4	0-0	0-0	2	0	1
Oct 13	vs. Jacksonville*	S	6	0	6	0-0	0-0	0	1	0
Oct 20	at Indianapolis	S	6	4	10	0-0	0-0	0	1	1
Oct 27	vs. Washington*	S	3	0	3	0-0	0-0	1	0	0
Nov 10	at San Diego*	INACTIVE								
Nov 17	vs. Kansas City*	S	3	0	3	0-0	0-0	0	0	0
Nov 24	at New England	S	4	6	10	0-0	0-0	0	1	0
Dec 1	at Kansas City*	S	1	0	1	0-0	0-0	0	0	0
Dec 8	vs. Tennessee*	S	1	0	1	0-0	0-0	0	0	0
Dec 12	vs. San Diego	P	2	0	2	0-0	0-0	0	0	0
Dec 22	at Houston*	S	1	2	3	0-0	0-0	0	0	0
Dec 29	at Oakland*	S	0	1	1	0-0	0-0	1	0	0
Regular Season Totals		15/14	55	17	72	0-0	0-0	7	3	2
Jan 12	vs. San Diego**	S	1	0	1	0-0	0-0	0	0	0
Jan 19	vs. New England*#	S	4	1	5	0-0	0-0	0	0	0
Feb 2	vs. Seattle\$	S	5	4	9	0-0	0-0	0	0	0
Postseason Totals		3/3	10	5	15	0-0	0-0	0	0	0

*AFC Divisional Playoff Game; #AFC Championship Game; \$Super Bowl XLVIII



NATE IRVING

56

LINEBACKER

6-1 • 245 • 4TH YR. • NORTH CAROLINA STATE

BORN: July 12, 1988, in Teachey, N.C.

HIGH SCHOOL: Wallace-Rose Hill High School, Teachey, N.C.

ACQUIRED: Draft #3 (67th overall), 2011

NFL YEAR: 4th • YEAR WITH BRONCOS: 4th

NFL GAMES PLAYED/STARTED: 46/3 • POSTSEASON GP/GS: 6/3



IRVING AT A GLANCE:

- A fourth-year linebacker who played 46-of-48 possible regular-season games through his first three NFL seasons, totaling 37 defensive tackles and 20 special-teams stops.
- Appeared in 15 regular-season games (3 starts) in 2013 and contributed 34 defensive stops (23 solo) in addition to opening all three playoff contests and tallying eight solo tackles.
- Tied for the team lead with 10 special-teams tackles in addition to blocking a punt for the Broncos in 2012.
- Totaled four special-teams stops for Denver in the regular season in 2011, adding his first career defensive stop in the Broncos' AFC Divisional Playoff Game at New England (1/14/12).
- Saw action in 34 games (26 starts) at North Carolina State University, totaling 233 tackles (136 solo), 8.5 sacks (56 yds.), 39.5 tackles for a loss, four interceptions (83 yds.), six forced fumbles and three fumble recoveries for the Wolfpack.
- Named a first-team All-America selection by Scout.com as a senior in 2010 and was an All-Atlantic Coast Conference performer after leading N.C. State with 97 tackles (51 solo), including 20.5 tackles for a loss (77 yds.) and 6.5 sacks (41 yds.).
- Presented with the ACC's prestigious Piccolo Award (most courageous player) following his senior season after returning from missing the entire 2009 campaign recovering from multiple injuries sustained in a car crash.
- Selected by the Broncos in the third round (67th overall) of the 2011 NFL Draft.

CAREER TRANSACTIONS: Signed by Denver as a draft choice 7/29/11.



2013: Irving played 15 games (3 starts) in the regular season and set a career high with 34 total tackles (23 solo) and one sack (8 yds.) to go with one pass defended and six special-teams stops... Started all three playoff contests, finishing with eight tackles and one pass breakup... Tied for the team lead with a career-best eight tackles vs. Oak. (9/23)... Recorded his first career sack at Oak. (12/29)... Made his first career postseason start and tallied three tackles in Denver's AFC Divisional Playoff Game vs. S.D. (1/12).

2012: Irving played 15 regular-season games and tied for the team lead with 10 special-teams tackles while

breaking into the linebacker rotation with 36 total snaps on defense (3 TT, 1 PD)... Blocked his first career punt vs. S.D. (11/18).

2011: Selected by Denver in the third round (67th overall) of the 2011 NFL Draft, Irving played all 16 regular-season games as a rookie, totaling four special-teams tackles, and saw action in both playoff contests while contributing one defensive stop.

COLLEGE: Irving competed in 34 games (26 starts) at North Carolina State University and totaled 233 tackles (136 solo), 8.5 sacks (56 yds.), 39.5 tackles for a loss, four interceptions (83 yds.), six forced fumbles and three fumble recoveries... Named a first-team All-America selection by Scout.com as a senior in 2010 and was an All-Atlantic Coast Conference selection after leading the Wolfpack with 97 tackles (51 solo), including 20.5 tackles for a loss (77 yds.) and 6.5 sacks (41 yds.)... Presented with the prestigious Piccolo Award (most courageous player) following his senior season after returning from missing the entire 2009 campaign recovering from multiple injuries sustained in a car crash... Set an NCAA record with eight tackles for a loss in a win vs. Wake Forest (11/13/10).

PERSONAL : Irving attended Wallace-Rose Hill High School in Teachey, N.C., where he played tight end and rush end/linebacker as a senior, totaling 110 tackles, three sacks, one interception and six forced fumbles to go along with 12 all-purpose touchdowns... Invited to play in the North Carolina Shrine Bowl and was selected as a first-team All-Super Six Conference choice... Graduated from North Carolina State with a degree in program management (minor in zoology)... Nate Irving was born on July 12, 1988, in Teachey, N.C.

IRVING'S REGULAR SEASON RECORD

Year	Club	G	S	UT	A	TT	S-Yds.	I-Yds.	PD	FF	FR	TD-Int.	TD-FR	S	Pts.
2011	Denver	16	0	0	0	0	0-0	0-0	0	0	0	0	0	0	0
2012	Denver	15	0	1	2	3	0-0	0-0	1	0	0	0	0	0	0
2013	Denver	15	3	23	11	34	1-8	0-0	1	0	0	0	0	0	0
CAREER TOTALS		46	3	24	13	37	1-8	0-0	2	0	0	0	0	0	0

ADDITIONAL STATISTICS: Special teams tackles — 2011 (4), 2012 (10), 2013 (6), TOTAL (20).

IRVING'S POSTSEASON RECORD

Year	Club	G	S	UT	A	TT	S-Yds.	I-Yds.	PD	FF	FR	TD-Int.	TD-FR	S	Pts.
2011	Denver	2	0	1	0	1	0-0	0-0	0	0	0	0	0	0	0
2012	Denver	1	0	0	0	0	0-0	0-0	0	0	0	0	0	0	0
2013	Denver	3	3	8	0	8	0-0	0-0	1	0	0	0	0	0	0
CAREER TOTALS		6	3	9	0	9	0-0	0-0	1	0	0	0	0	0	0

IRVING'S SINGLE GAME HIGHS

(Postseason in parentheses)

Tackles — 8 vs. Oakland, 9/23/13 (3 vs. San Diego, 1/12/14). **Sacks** — 1 at Oakland, 12/29/13 (none). **Passes defended** — 1, twice, last vs. Jacksonville 10/13/13 (1 vs. Seattle, 2/2/14).

NATE IRVING'S CAREER GAME-BY-GAME

(Victories asterisked)

2011 DENVER (8-8)

TACKLES

Date	Opponent	P/S	UT	A	TT	S-Yds.	I-Yds.	PD	FF	FR
------	----------	-----	----	---	----	--------	--------	----	----	----

DID NOT RECORD ANY DEFENSIVE STATISTICS IN THE REGULAR SEASON

Regular Season Totals		16/0	0	0	0	0-0	0-0	0	0	0
Jan 8	vs. Pittsburgh*§	P	1	0	1	0-0	0-0	0	0	0
Jan 14	at New England†	P	1	0	1	0-0	0-0	0	0	0

Postseason Totals		2/0	1	0	1	0-0	0-0	0	0	0
--------------------------	--	------------	----------	----------	----------	------------	------------	----------	----------	----------

§AFC Wild Card Game; †AFC Divisional Playoff Game

2012 DENVER (13-3)

TACKLES

Date	Opponent	P/S	UT	A	TT	S-Yds.	I-Yds.	PD	FF	FR
------	----------	-----	----	---	----	--------	--------	----	----	----

Sep 9	vs. Pittsburgh*	P	0	0	0	0-0	0-0	0	0	0
Sep 17	at Atlanta	P	0	0	0	0-0	0-0	0	0	0
Sep 23	vs. Houston	P	0	0	0	0-0	0-0	0	0	0

Sep 30	vs. Oakland*	INACTIVE								
--------	--------------	----------	--	--	--	--	--	--	--	--

Oct 7	at New England	P	0	0	0	0-0	0-0	0	0	0
-------	----------------	---	---	---	---	-----	-----	---	---	---

Oct 15	at San Diego*	P	1	1	2	0-0	0-0	0	0	0
--------	---------------	---	---	---	---	-----	-----	---	---	---

Oct 28	vs. New Orleans*	P	0	0	0	0-0	0-0	1	0	0
--------	------------------	---	---	---	---	-----	-----	---	---	---

Nov 4	at Cincinnati*	P	0	0	0	0-0	0-0	0	0	0
-------	----------------	---	---	---	---	-----	-----	---	---	---

Nov 11	at Carolina*	P	0	1	1	0-0	0-0	0	0	0
--------	--------------	---	---	---	---	-----	-----	---	---	---

Nov 18	vs. San Diego*	P	0	0	0	0-0	0-0	0	0	0
--------	----------------	---	---	---	---	-----	-----	---	---	---

Nov 25	at Kansas City*	P	0	0	0	0-0	0-0	0	0	0
--------	-----------------	---	---	---	---	-----	-----	---	---	---

Dec 2	vs. Tampa Bay*	P	0	0	0	0-0	0-0	0	0	0
-------	----------------	---	---	---	---	-----	-----	---	---	---

Dec 6	at Oakland*	P	0	0	0	0-0	0-0	0	0	0
-------	-------------	---	---	---	---	-----	-----	---	---	---

Dec 16	at Baltimore*	P	0	0	0	0-0	0-0	0	0	0
--------	---------------	---	---	---	---	-----	-----	---	---	---

Dec 23	vs. Cleveland*	P	0	0	0	0-0	0-0	0	0	0
--------	----------------	---	---	---	---	-----	-----	---	---	---

Dec 30	vs. Kansas City*	P	0	0	0	0-0	0-0	0	0	0
--------	------------------	---	---	---	---	-----	-----	---	---	---

Regular Season Totals		15/0	1	2	3	0-0	0-0	1	0	0
------------------------------	--	-------------	----------	----------	----------	------------	------------	----------	----------	----------

Jan 12	vs. Baltimore†	P	0	0	0	0-0	0-0	0	0	0
--------	----------------	---	---	---	---	-----	-----	---	---	---

Postseason Totals		1/0	0	0	0	0-0	0-0	0	0	0
--------------------------	--	------------	----------	----------	----------	------------	------------	----------	----------	----------

†AFC Divisional Playoff Game

2013 DENVER (13-3)		TACKLES								
Date	Opponent	P/S	UT	A	TT	S-Yds.	I-Yds	PD	FF	FR
Sep 5	vs. Baltimore*	P	3	1	4	0-0	0-0	0	0	0
Sep 15	at N.Y. Giants*	S	1	1	2	0-0	0-0	0	0	0
Sep 23	vs. Oakland*	P	5	3	8	0-0	0-0	0	0	0
Sep 29	vs. Philadelphia*	S	2	1	3	0-0	0-0	0	0	0
Oct 6	at Dallas*	P	1	0	1	0-0	0-0	0	0	0
Oct 13	vs. Jacksonville*	S	3	1	4	0-0	0-0	1	0	0
Oct 20	at Indianapolis	P	1	1	2	0-0	0-0	0	0	0
Oct 27	vs. Washington*	P	0	1	1	0-0	0-0	0	0	0
Nov 10	at San Diego*	P	1	0	1	0-0	0-0	0	0	0
Nov 17	vs. Kansas City*	INACTIVE								
Nov 24	at New England*	P	0	1	1	0-0	0-0	0	0	0
Dec 1	at Kansas City*	P	0	0	0	0-0	0-0	0	0	0
Dec 8	vs. Tennessee*	P	0	0	0	0-0	0-0	0	0	0
Dec 12	vs. San Diego	P	0	0	0	0-0	0-0	0	0	0
Dec 22	at Houston*	P	4	1	5	0-0	0-0	0	0	0
Dec 29	at Oakland*	S	2	0	2	1-8	0-0	0	0	0
Regular Season Totals		15/3	23	11	34	1-8	0-0	1	0	0
Jan 12	vs. San Diego*†	S	3	0	3	0-0	0-0	0	0	0
Jan 19	vs. New England*‡	S	2	0	2	0-0	0-0	0	0	0
Feb 2	vs. Seattle§	S	3	0	3	0-0	0-0	1	0	0
Postseason Totals		3/3	8	0	8	0-0	0-0	1	0	0

†AFC Divisional Playoff Game; ‡AFC Championship Game; §Super Bowl XLVIII



MALIK JACKSON

97

DEFENSIVE END

6-5 • 293 • 3RD YR. • TENNESSEE

BORN: Jan. 11, 1990, in Northridge, Calif.

HIGH SCHOOL: Birmingham High School, Van Nuys, Calif.

ACQUIRED: Drafted #5 (137th overall), 2012

NFL YEAR: 3rd • **YEAR WITH BRONCOS:** 3rd

NFL GAMES PLAYED/STARTED: 30/5 • **POSTSEASON GP/GS:** 4/3

JACKSON AT A GLANCE:

- A third-year defensive lineman who appeared in 30 regular-season games (5 starts) and four playoff contests (3 starts) during his first two NFL seasons with Denver.
- Led the Broncos with 11 tackles for a loss and 15 quarterback hits in 2013 while starting 5-of-16 games played during the regular season.
- Played 14 games as a rookie in 2012, seeing action in more than 100 snaps on defense and contributing five tackles.
- Spent two seasons each at the University of Tennessee (2010-11) and the University of Southern California (2008-09) and played 46 games (24 starts) while collecting 136 tackles (67 solo), 13 sacks (71 yds.), four forced fumbles and one fumble recovery.
- Started 24-of-25 games played for the Volunteers in two seasons, earning first-team All-Southeastern Conference honors following his senior season and second-team all-conference recognition at the conclusion of his junior campaign.
- Appeared in 21 games in two years as a reserve defensive end for Southern California before transferring to Tennessee in 2010.
- Selected by the Broncos in the fifth round (137th overall) of the 2012 NFL Draft.

CAREER TRANSACTIONS: Signed by Denver as a draft choice 5/19/12.



2013: Jackson played all 16 regular-season games (5 starts) and led the team's defensive linemen with 42 tackles... Ranked second on the team with six sacks (43 yds.) and led the club with 11 tackles for a loss and 15 quarterback hits... Added four pass breakups and one forced fumble... Opened all three postseason games for the Broncos, totaling eight tackles (7 solo), one sack (5 yds.) and two passes defended... Recorded his first NFL sack, splitting a QB takedown with Wesley Woodyard vs. Oak. (9/23)... Registered his first full sack and finished with two quarterback hits at Dal. (10/6)... Sandwiched a pair of sacks around a tackle for a loss to force a three-and-out in the third quarter and finished second on the team with a career-best seven tackles vs. Jac. (10/13)... Made his first NFL start and forced his first career fumble while adding two solo tackles at K.C. (12/1)... Made his first postseason start and finished with three tackles, including a 5-yard sack of Philip Rivers, in Denver's AFC Divisional Playoff Game vs. S.D. (1/12).

2012: Jackson was selected by Denver in the fifth round (137th overall) of the 2012 NFL Draft, Jackson played 14 games as a rookie and totaled five tackles while seeing action in 113 snaps along the defensive line... Made his NFL postseason debut in Denver's AFC Divisional Playoff Game vs. Bal. (1/12).

COLLEGE: Jackson played 46 games (24 starts) at the University of Tennessee (2010-11) and the University of Southern California (2008-09), totaling 136 tackles (67 solo), 13 sacks (71 yds.), four forced fumbles and one fumble recovery... Opened 24-of-25 games played for the Volunteers in two seasons, earning first-team All-Southeastern Conference honors as a senior and second-team all-conference recognition as a junior... Led the Volunteers in sacks (2.5), quarterback hurries (10) and tackles for a loss (11) during his senior campaign... Contributed as a reserve defensive lineman for USC, seeing action in 21 games and combining for 22 tackles (15 solo), 5.5 sacks (30 yds.) and two forced fumbles.

PERSONAL: Jackson tallied 103 tackles and 14.5 sacks as a senior at Birmingham High School in Van Nuys, Calif., and earned All-L.A. City and All-West Valley League co-Defensive MVP honors... Helped lead Birmingham to the 2006 L.A. City title with 10.5 sacks as a junior in 2006... Jackson's twin brother, Marquis, was an all-conference defensive end for Texas Southern University from 2010-11... Malik Jackson was born on Jan. 11, 1990, in Northridge, Calif.

JACKSON'S REGULAR SEASON RECORD

Year	Club	G	S	UT	A	TT	S-Yds.	I-Yds.	PD	FF	FR	TD-Int.	TD-FR	S	Pts.
2012	Denver	14	0	3	2	5	0-0	0-0	0	0	0	0	0	0	0
2013	Denver	16	5	30	12	42	6-43	0-0	4	1	0	0	0	0	0
CAREER TOTALS		30	5	33	14	47	6-43	0-0	4	1	0	0	0	0	0

JACKSON'S POSTSEASON RECORD

Year	Club	G	S	UT	A	TT	S-Yds.	I-Yds.	PD	FF	FR	TD-Int.	TD-FR	S	Pts.
2012	Denver	1	0	0	0	0	0-0	0-0	0	0	0	0	0	0	0
2013	Denver	3	3	7	1	8	1-5	0-0	2	0	0	0	0	0	0
CAREER TOTALS		4	3	7	1	8	1-5	0-0	2	0	0	0	0	0	0

JACKSON'S SINGLE GAME HIGHS

(Postseason in parentheses)

Tackles — 7 vs. Jacksonville, 10/13/13 (5 vs. Seattle, 2/2/14). **Sacks** — 2 vs. Jacksonville, 10/13/13 (1 vs. San Diego, 1/12/14). **Sack yards** — 12 vs. Jacksonville, 10/13/13 (5 vs. San Diego, 1/12/14). **Pass breakups** — 2 vs. Kansas City, 11/18/13 (1, twice, last vs. Seattle, 2/2/14).

MALIK JACKSON'S CAREER GAME-BY-GAME

(Victories asterisked)

2012 DENVER (13-3)		TACKLES													
Date	Opponent	P/S	UT	A	TT	S-Yds.	I-Yds.	PD	FF	FR					
Sep 9	vs. Pittsburgh*										INACTIVE				
Sep 17	at Atlanta	P	0	0	0	0-0	0-0	0	0	0					
Sep 23	vs. Houston	P	1	0	1	0-0	0-0	0	0	0					
Sep 30	vs. Oakland*	P	0	0	0	0-0	0-0	0	0	0					
Oct 7	at New England	P	1	0	1	0-0	0-0	0	0	0					
Oct 15	at San Diego*										DID NOT PLAY				
Oct 28	vs. New Orleans*	P	0	0	0	0-0	0-0	0	0	0					
Nov 4	at Cincinnati*	P	0	0	0	0-0	0-0	0	0	0					
Nov 11	at Carolina*	P	1	0	1	0-0	0-0	0	0	0					
Nov 18	vs. San Diego*	P	0	0	0	0-0	0-0	0	0	0					
Nov 25	at Kansas City*	P	0	0	0	0-0	0-0	0	0	0					
Dec 2	vs. Tampa Bay	P	0	0	0	0-0	0-0	0	0	0					
Dec 6	at Oakland*	P	0	0	0	0-0	0-0	0	0	0					
Dec 16	at Baltimore*	P	0	0	0	0-0	0-0	0	0	0					
Dec 23	vs. Cleveland*	P	0	1	1	0-0	0-0	0	0	0					
Dec 30	vs. Kansas City*	P	0	1	1	0-0	0-0	0	0	0					
Regular Season Totals			14/0	3	2	5	0-0	0-0	0	0	0	0	0	0	0
Jan 12	vs. Baltimore†	P	0	1	1	0-0	0-0	0	0	0					
Postseason Totals			1/0	0	1	1	0-0	0-0	0	0	0	0	0	0	0

†AFC Divisional Playoff Game

DID YOU KNOW?

The Broncos are 71-12 (.855) when holding the lead entering the fourth quarter during the last 10 seasons (since 2004). When leading entering the fourth quarter, Denver was 6-0 in 2004, 12-1 in 2005, 6-3 in 2006, 6-1 in 2007, 6-1 in 2008, 6-2 in 2009, 2-2 in 2010, 3-1 in 2011, 12-0 in 2012 and 12-1 in 2013.

2013 DENVER (13-3)		TACKLES									
Date	Opponent	P/S	UT	A	TT	S-Yds.	I-Yds.	PD	FF	FR	
Sep 5	vs. Baltimore*	P	0	1	1	0-0	0-0	0	0	0	
Sep 15	at N.Y. Giants*	P	2	0	2	0-0	0-0	0	0	0	
Sep 23	vs. Oakland*	P	0	1	1	.5-5.5	0-0	0	0	0	
Sep 29	vs. Philadelphia*	P	0	0	0	0-0	0-0	0	0	0	
Oct 6	at Dallas*	P	1	1	2	1-7	0-0	0	0	0	
Oct 13	vs. Jacksonville*	P	5	2	7	2-12	0-0	1	0	0	
Oct 20	at Indianapolis	P	1	2	3	0-0	0-0	1	0	0	
Oct 27	vs. Washington*	P	0	1	1	0-0	0-0	0	0	0	
Nov 10	at San Diego*	P	2	1	3	0-0	0-0	0	0	0	
Nov 17	vs. Kansas City*	P	1	2	3	.5-3.5	0-0	2	0	0	
Nov 24	at New England	P	1	0	1	0-0	0-0	0	0	0	
Dec 1	at Kansas City*	S	2	0	2	0-0	0-0	0	1	0	
Dec 8	vs. Tennessee*	S	4	0	4	1-7	0-0	0	0	0	
Dec 12	vs. San Diego	S	3	0	3	0-0	0-0	0	0	0	
Dec 22	at Houston*	S	4	1	5	0-0	0-0	0	0	0	
Dec 29	at Oakland*	S	4	0	4	1-8	0-0	0	0	0	
Regular Season Totals			16/5	30	12	42	6-43	0-0	4	1	0
Jan 12	vs. San Diego**	S	3	0	3	1-5	0-0	0	0	0	
Jan 19	vs. New England*#	S	0	0	0	0-0	0-0	1	0	0	
Feb 2	vs. Seattle\$	S	4	1	5	0-0	0-0	1	0	0	
Postseason Totals			3/3	7	1	8	1-5	0-0	2	0	0

*AFC Divisional Playoff Game; #AFC Championship Game; \$Super Bowl XLVIII



STEVEN JOHNSON

53

LINEBACKER

6-1 • 237 • 3RD YR. • KANSAS

BORN: March 28, 1988, in Wallingford, Pa.

HIGH SCHOOL: Strath Haven High School, Wallingford, Pa.

ACQUIRED: College Free Agent, 2012

NFL YEAR: 3rd • **YEAR WITH BRONCOS:** 3rd

NFL GAMES PLAYED/STARTED: 27/0 • **POSTSEASON GP/GS:** 4/0



JOHNSON AT A GLANCE:

- A third-year linebacker who played 27 regular-season games and made 17 special-teams stops in his first two NFL seasons with Denver.
- Tied for second on the team with seven special-teams tackles and blocked a punt that he returned for a touchdown in 2013.
- Totaled 10 special-teams stops in 2011 to become just the third rookie since at least 1994 (LB Wesley Woodyard, 2008; S Darcel McBath, 2009) to lead the Broncos in that category.
- Finished his four-year career at the University of Kansas with 229 tackles, 6.5 tackles for a loss and two sacks.
- Led the Big 12 Conference and ranked 21st in the nation with 124 tackles as a senior captain for the Jayhawks in 2011.
- Entered the NFL with Denver as a college free agent on May 3, 2012.

CAREER TRANSACTIONS: Signed by Denver as a college free agent 5/3/12.



2013: Johnson played all 16 regular-season games for the first time in his career, making one defensive stop and tying for second on the team with seven special-teams tackles... Appeared in all three postseason contests for the Broncos... Tied for the team lead and set a career high with three special-teams tackles at NYG (9/15)... Blocked a punt and returned it 17 yards for a touchdown and added a special-teams tackle vs. Phi. (9/29)... Made his first career defensive tackle vs. K.C. (11/17), stopping Jamaal Charles for no gain on 3rd-and-goal from the Denver 1-yard line and forcing the Chiefs to settle for a field goal.

2012: Johnson, who entered the NFL with the Broncos as a college free agent on May 3, played 11 regular-season games and tied for the team lead with 10 special-teams tackles in addition to seeing a handful of snaps on defense... Became just the third Broncos rookie since at least 1994 to lead the team in special-teams stops... Matched a career high with two special-teams tackles and forced a special teams fumble at Bal. (12/16)... Saw action in Denver's AFC Divisional Playoff Game vs. Bal. (1/12) and contributed a special-teams tackle.

COLLEGE: Johnson finished his four-year career at the University of Kansas with 229 tackles, 6.5 tackles for a loss and two sacks... Led the Jayhawks in tackles each of his final two seasons... Led the Big 12 Conference and ranked 21st in the country in tackles with 124 stops his senior season, while serving as a team captain... Tallied

95 tackles as a junior, including 4.5 for a loss and two sacks... Played in 10 games as a sophomore, recording nine stops on defense and contributing on special teams.

PERSONAL: Johnson earned all-state honors at Strath Haven High School in Wallingford, Pa., after leading the state in tackles (123) as a senior while also seeing time at running back... Named Defensive MVP and earned all-county honors as a senior... Competed in basketball and track for three years in high school... Majored in economics at Kansas, with a business minor... Steven Johnson was born on March 28, 1988, in Wallingford, Pa.

JOHNSON'S REGULAR SEASON RECORD

Year	Club	G	S	UT	A	TT	S-Yds.	I-Yds.	PD	FF	FR	TD-Int.	TD-FR	S	Pts.
2012	Denver	11	0	0	0	0	0-0	0-0	0	0	0	0	0	0	0
2013	Denver	16	0	1	0	1	0-0	0-0	0	0	0	0	0	0	0
CAREER TOTALS		27	0	1	0	1	0-0	0-0	0	0	0	0	0	0	0

ADDITIONAL STATISTICS: Special teams tackles — 2012 (10), 2013 (7), TOTAL (17). Special teams forced fumbles — 2012 (1), TOTAL (1). Blocked a punt and returned it 17 yards for a touchdown vs. Philadelphia 9/29/13.

JOHNSON'S POSTSEASON RECORD

Year	Club	G	S	UT	A	TT	S-Yds.	I-Yds.	PD	FF	FR	TD-Int.	TD-FR	S	Pts.
2012	Denver	1	0	0	0	0	0-0	0-0	0	0	0	0	0	0	0
2013	Denver	3	0	0	0	0	0-0	0-0	0	0	0	0	0	0	0
CAREER TOTALS		4	0	0	0	0	0-0	0-0	0	0	0	0	0	0	0

ADDITIONAL STATISTICS: Special teams tackles — 2012 (1), TOTAL (1).

JOHNSON'S SINGLE GAME HIGHS

(Postseason in parentheses)

Tackles — 1 vs. Kansas City, 11/17/13 (none). **Special-teams tackles** — 3 at N.Y. Giants, 9/15/13 (1 vs. Baltimore, 1/12/13).

STEVEN JOHNSON'S CAREER GAME-BY-GAME

(Victories asterisked)

2012 DENVER (13-3)		TACKLES									
Date	Opponent	P/S	UT	A	TT	S-Yds.	I-Yds.	PD	FF	FR	
Sep 9	vs. Pittsburgh*					INACTIVE					
Sep 17	at Atlanta	P	0	0	0	0-0	0-0	0	0	0	
Sep 23	vs. Houston					INACTIVE					
Sep 30	vs. Oakland*	P	0	0	0	0-0	0-0	0	0	0	
Oct 7	at New England					INACTIVE					
Oct 15	at San Diego*					INACTIVE					
Oct 28	vs. New Orleans*					INACTIVE					
Nov 4	at Cincinnati*	P	0	0	0	0-0	0-0	0	0	0	
Nov 11	at Carolina*	P	0	0	0	0-0	0-0	0	0	0	
Nov 18	vs. San Diego*	P	0	0	0	0-0	0-0	0	0	0	
Nov 25	at Kansas City*	P	0	0	0	0-0	0-0	0	0	0	
Dec 2	vs. Tampa Bay*	P	0	0	0	0-0	0-0	0	0	0	
Dec 6	at Oakland*	P	0	0	0	0-0	0-0	0	0	0	
Dec 16	at Baltimore*	P	0	0	0	0-0	0-0	0	0	0	
Dec 23	vs. Cleveland*	P	0	0	0	0-0	0-0	0	0	0	
Dec 30	vs. Kansas City*	P	0	0	0	0-0	0-0	0	0	0	
Regular Season Totals		11/0	0	0	0	0-0	0-0	0	0	0	
Jan 12	vs. Baltimore†	P	0	0	0	0-0	0-0	0	0	0	
Postseason Totals		1/0	0	0	0	0-0	0-0	0	0	0	

†AFC Divisional Playoff Game

2013 DENVER (13-3)		TACKLES									
Date	Opponent	P/S	UT	A	TT	S-Yds.	I-Yds.	PD	FF	FR	
Sep 5	vs. Baltimore*	P	0	0	0	0-0	0-0	0	0	0	
Sep 15	at N.Y. Giants*	P	0	0	0	0-0	0-0	0	0	0	
Sep 23	vs. Oakland*	P	0	0	0	0-0	0-0	0	0	0	
Sep 29	vs. Philadelphia*	P	0	0	0	0-0	0-0	0	0	0	
Oct 6	at Dallas*	P	0	0	0	0-0	0-0	0	0	0	
Oct 13	vs. Jacksonville*	P	0	0	0	0-0	0-0	0	0	0	
Oct 20	at Indianapolis	P	0	0	0	0-0	0-0	0	0	0	
Oct 27	vs. Washington*	P	0	0	0	0-0	0-0	0	0	0	
Nov 10	at San Diego*	P	0	0	0	0-0	0-0	0	0	0	
Nov 17	vs. Kansas City*	P	1	0	1	0-0	0-0	0	0	0	
Nov 24	at New England	P	0	0	0	0-0	0-0	0	0	0	
Dec 1	at Kansas City*	P	0	0	0	0-0	0-0	0	0	0	
Dec 8	vs. Tennessee*	P	0	0	0	0-0	0-0	0	0	0	
Dec 12	vs. San Diego	P	0	0	0	0-0	0-0	0	0	0	
Dec 22	at Houston*	P	0	0	0	0-0	0-0	0	0	0	
Dec 29	at Oakland*	P	0	0	0	0-0	0-0	0	0	0	
Regular Season Totals		16/0	1	0	1	0-0	0-0	0	0	0	
Jan 12	vs. San Diego*†	P	0	0	0	0-0	0-0	0	0	0	
Jan 19	vs. New England*‡	P	0	0	0	0-0	0-0	0	0	0	
Feb 2	vs. Seattle§	P	0	0	0	0-0	0-0	0	0	0	
Postseason Totals		3/0	0	0	0	0-0	0-0	0	0	0	

†AFC Divisional Playoff Game; ‡AFC Championship Game; §Super Bowl XLVIII



WINSTON JUSTICE

77

OFFENSIVE TACKLE

6-6 • 317 • 9TH Yr. • USC

BORN: Sept. 14, 1984, in Long Beach, Calif.

HIGH SCHOOL: Long Beach Poly High School, Long Beach, Calif.

ACQUIRED: Unrestricted Free Agent (Indianapolis), 2013

NFL YEAR: 9th • **YEAR WITH BRONCOS:** 2nd

NFL GAMES PLAYED/STARTED: 63/43 • **POSTSEASON GP/GS:** 7/3



JUSTICE AT A GLANCE:

- A ninth-year offensive tackle who played 63 regular-season games (43 starts) and seven postseason contests (3 starts) during his first eight NFL seasons with Philadelphia (2007-11), Indianapolis (2012) and Denver (2013).
- Named to *USA Today's* All-Joe Team in 2009 after starting all 16 games for the Eagles.
- Opened 12 regular-season games and one playoff contest for Indianapolis in 2012.
- Earned all-conference honors as a right tackle at USC, where he started during the school's 2003 national championship season.
- Signed by the Broncos as an unrestricted free agent (Indianapolis) on Sept. 18, 2013.
- Drafted in the second round (39th overall) of the 2006 NFL Draft by Philadelphia.

CAREER TRANSACTIONS: Signed by Philadelphia as a draft choice 7/17/06; Traded from Philadelphia to Indianapolis 3/14/12; Signed by Denver 9/18/13.



2013: Justice saw action in four games for the Broncos in 2013 after being signed by the club on Sept. 18... Made his Broncos debut vs. Ten. (12/8)... Appeared in one postseason contest.

2012: Justice opened all 12 regular-season games he played for Indianapolis after being acquired from Philadelphia in a trade... Started at right tackle in the club's AFC Wild Card Playoff Game at Bal. (1/6).

2011: Justice played six games (1 start) for Philadelphia, helping block for running back LeSean McCoy, who finished fourth in the NFL with 1,309 rushing yards... Helped the offensive line tie for fourth the NFL with just 32 sacks allowed.

2010: Justice started all 13 games he played, helping the Eagles rank fifth in rushing (145.3 ypg).

2009: Justice started all 16 games and earned a selection to *USA Today's* All-Joe Team... Part of an Eagles offense that set a then-franchise record with 429 points... Started the team's NFL Wild Card Playoff Game at Dal. (1/9).

2008: Justice appeared in five games for Philadelphia, helping the offense rank sixth in the NFL with 244.4 passing yards per game.

2007: Justice played seven games (1 start) for the Eagles... Played his first NFL game at G.B. (9/9)... Made his first career start at NYG (9/30).

2006: Selected by Philadelphia in the second round (39th overall) of the 2006 NFL Draft, Justice was inactive for all 16 regular-season games and both playoff contests as a rookie.

COLLEGE: Justice blocked for a pair of Heisman Trophy winners in Carson Palmer and Reggie Bush during his career at USC while also protecting the blindside of left-handed quarterback Matt Leinart during the Trojans' national championship season in 2003... Earned freshman All-America honors in 2002 after becoming USC's first true freshman to start on the offensive line since 1996.

PERSONAL: Justice earned All-America honors at Long Beach (Calif.) Poly High School... Helped his school to a 39-1-1 record and earned three CIF Division I titles... Registered 38 pancake blocks as a senior... Made missionary visits to Uganda and Haiti... Took part in the NFL Business Management and Entrepreneurial workshop at Wharton School of Business during the 2009 offseason... Participated in the 2010 NFL Broadcasting Boot Camp... Winston Fredrick Justice was born on Sept. 14, 1984, in Long Beach, Calif.

JUSTICE'S REGULAR SEASON RECORD

Year	Club	G	S
2006	Philadelphia	0	0
2007	Philadelphia	7	1
2008	Philadelphia	5	0
2009	Philadelphia	16	16
2010	Philadelphia	13	13
2011	Philadelphia	6	1
2012	Indianapolis	12	12
2013	Denver	4	0
CAREER TOTALS		63	43

JUSTICE'S POSTSEASON RECORD

Year	Club	G	S
2008	Philadelphia	3	0
2009	Philadelphia	1	1
2010	Philadelphia	1	1
2012	Indianapolis	1	1
2013	Denver	1	0
CAREER TOTALS		7	3



TERRANCE KNIGHTON 98

DEFENSIVE TACKLE

6-3 • 331 • 6TH YR. • TEMPLE

BORN: July 4, 1986, in Hartford, Conn.

HIGH SCHOOL: Milford Academy, New Berlin, N.Y.

ACQUIRED: Unrestricted Free Agent (Jacksonville), 2013

NFL YEAR: 6th • **YEAR WITH BRONCOS:** 2nd

NFL GAMES PLAYED/STARTED: 77/65 • **POSTSEASON GP/GS:** 3/3



KNIGHTON AT A GLANCE:

- A sixth-year defensive tackle who started 65-of-77 career games during his first five NFL seasons with Jacksonville (2009-12) and Denver (2013) and totaled 293 tackles (169 solo), 10.5 sacks (66 yds.), two interceptions (-1 yds.), 10 passes defended, three forced fumbles and one fumble recovery.
- Started every game for the Broncos in his first season with the club in 2013 and totaled 31 tackles (18 solo), three sacks (18 yds.), one interception (2 yds.) and one fumble recovery.
- Tallied 59 quarterback pressures in his first four seasons for the Jaguars, including 57 pressures during the last three seasons to rank second on the team during that span.
- Played under Broncos Defensive Coordinator Jack Del Rio in Jacksonville from 2009-11, starting all 45 games he appeared in for the former Jaguars head coach.
- Became the first defensive lineman in Jaguars history to start all 16 games as a rookie.
- Played 46 games (34 starts) at Temple University and totaled 26 career tackles for a loss as a three-year starter for the Owls.
- Joined the Broncos as an unrestricted free agent (Jacksonville) on March 14, 2013.
- Selected by Jacksonville in the third round (72nd overall) of the 2009 NFL Draft.

CAREER TRANSACTIONS: Signed by Jacksonville as a draft choice 7/31/09; Signed by Denver as an unrestricted free agent 3/14/13.



2013: Knighton started all 16 regular-season games in his first season with the Broncos, finishing with 31 tackles (18 solo), three sacks (18 yds.), one interception (2 yds.), five tackles for a loss, seven quarterback hits, one pass defended and one fumble recovery... Opened all three playoff games, totaling 12 tackles (10 solo) and one sack (10 yds.)... Made a pair of tackles, including one sack and a team-high three QB hits vs. Was. (10/27)... Registered a sack for his third consecutive game, dropping Philip Rivers for a 3-yard loss at S.D. (11/10)... Recovered his first career fumble and returned it 13 yards at N.E. (11/25)... Made his second career interception on a pass deflected by Von Miller vs. Ten. (12/8)... Posted three tackles and one QB hit in his postseason debut in Denver's AFC Divisional Playoff Game vs. S.D. (1/12)... Tied for third on the team with four tackles, including two for a loss and one fourth-down sack of quarterback Tom Brady in Denver's AFC Championship Game vs. N.E. (1/19)... Made five tackles, including one for a loss, in Super Bowl XLVIII vs. Sea. (2/2).

2012: Knighton played all 16 games (5 starts) for the third time in his career and totaled 61 tackles (31 solo), two sacks (12 yds.), three passes defended and two forced fumbles... Ranked second on the Jaguars with 17 quarterback pressures.

2011: Knighton started all 13 games played and tallied 61 tackles (38 solo) and one pass defended while ranking third on the club with 17 quarterback pressures... Missed Games 9-11 with an ankle injury... Totaled 10 tackles (4 solo) at NYJ (9/18) to represent the third double-digit output of his career.

2010: Knighton opened all 16 games for the second consecutive season to begin his career and recorded a career-high 85 tackles (53 solo), four sacks (27 yds.), one interception (-3 yds.) and four passes defended... Ranked third on the club with 23 quarterback pressures and tied for fifth among AFC defensive tackles with his four sacks... Notched a career-best 11 tackles (9 solo) vs. Ten. (10/18)... Posted his first career interception at Dal. (10/31).

2009: Selected by Jacksonville in the third round (72nd overall) of the 2009 NFL Draft, Knighton became the

first defensive lineman in team history to start every game as a rookie... Recorded 53 tackles (29 solo), 1.5 sacks (9 yds.), one pass defensed and one forced fumble... Played every defensive snap and added four tackles in his NFL debut at Ind. (9/13).

COLLEGE: Knighton started three seasons at Temple University and totaled 184 tackles (105 solo), seven sacks, 26 tackles for a loss, three forced fumbles, six fumble recoveries and four blocked kicks in 46 games played (34 starts)... Accumulated at least 50 tackles in each of his final three seasons for the Owls, earning the team's defensive MVP honor as a junior and serving as a team captain his senior season.

PERSONAL: Knighton attended Windsor (Conn.) High School, where he was a two-year letterman at defensive end and tight end... Earned all-state honors in football as a junior and was named an All-CCC West League selection on the hardwood... Spent the 2004 season at Milford Academy in New Berlin, N.Y.... Terrance Knighton was born on July 4, 1986, in Hartford, Conn.

KNIGHTON'S REGULAR SEASON RECORD

Year	Club	G	S	UT	A	TT	S-Yds.	I-Yds.	PD	FF	FR	TD-Int.	TD-FR	S	Pts.
2009	Jacksonville	16	16	29	24	53	1.5-9	0-0	1	1	0	0	0	0	0
2010	Jacksonville	16	16	53	34	87	4-27	1--3	4	0	0	0	0	0	0
2011	Jacksonville	13	13	38	23	61	0-0	0-0	1	0	0	0	0	0	0
2012	Jacksonville	16	4	31	30	61	2-12	0-0	3	2	0	0	0	0	0
2013	Denver	16	16	18	13	31	3-18	1-2	1	0	1	0	0	0	0
CAREER TOTALS		77	65	169	124	293	10.5-66	2--1	10	3	1	0	0	0	0

KNIGHTON'S POSTSEASON RECORD

Year	Club	G	S	UT	A	TT	S-Yds.	I-Yds.	PD	FF	FR	TD-Int.	TD-FR	S	Pts.
2013	Denver	3	3	10	2	12	1-10	0-0	0	0	0	0	0	0	0
CAREER TOTALS		3	3	10	2	12	1-10	0-0	0	0	0	0	0	0	0

KNIGHTON'S SINGLE-GAME HIGHS

(Postseason in parentheses)

Tackles — 11 vs. Tennessee, 10/18/10 (5 vs. Seattle, 2/2/14). **Sacks** — 1.5 vs. Philadelphia, 9/26/10 (1 vs. New England, 1/19/14). **Sack yards** — 21.5 vs. Philadelphia, 9/26/10 (10 vs. New England, 1/19/14). **Interceptions** — 1, twice, last vs. Tennessee, 12/8/13 (none). **Interception return yards** — 2 vs. Tennessee, 12/8/13 (none).

TERRANCE KNIGHTON'S CAREER GAME-BY-GAME

(Victories asterisked)

2009 JACKSONVILLE (7-9)		TACKLES													
Date	Opponent	P/S	UT	A	TT	S-Yds.	I-Yds.	PD	FF	FR					
Sep 13	at Indianapolis	S	2	2	4	0-0	0-0	0	0	0					
Sep 20	vs. Arizona	S	0	0	0	0-0	0-0	0	0	0					
Sep 27	at Houston*	S	3	1	4	0-0	0-0	0	0	0					
Oct 4	vs. Tennessee*	S	1	0	1	0-0	0-0	0	0	0					
Oct 11	at Seattle	S	2	2	4	0-0	0-0	0	0	0					
Oct 18	vs. St. Louis*	S	0	0	0	0-0	0-0	0	0	0					
Nov 1	at Tennessee	S	7	3	10	0-0	0-0	0	0	0					
Nov 8	vs. Kansas City*	S	1	2	3	0.5-4	0-0	0	0	0					
Nov 15	at N.Y. Jets*	S	0	3	3	0-0	0-0	0	0	0					
Nov 22	vs. Buffalo*	S	2	0	2	0-0	0-0	0	1	0					
Nov 29	at San Francisco	S	1	2	3	0-0	0-0	0	0	0					
Dec 6	vs. Houston*	S	1	0	1	0-0	0-0	0	0	0					
Dec 13	vs. Miami	S	2	2	4	1-5	0-0	1	0	0					
Dec 17	vs. Indianapolis	S	2	3	5	0-0	0-0	0	0	0					
Dec 27	at New England	S	0	2	2	0-0	0-0	0	0	0					
Jan 3	at Cleveland	S	5	2	7	0-0	0-0	0	0	0					
Regular Season Totals			16/16	29	24	53	1.5-9	0-0	1	1	0				

2010 JACKSONVILLE (8-8)		TACKLES													
Date	Opponent	P/S	UT	A	TT	S-Yds.	I-Yds.	PD	FF	FR					
Sep 12	vs. Denver*	S	3	2	5	0.5-3.5	0-0	0	0	0					
Sep 19	at San Diego	S	1	1	2	0-0	0-0	0	0	0					
Sep 26	vs. Philadelphia	S	5	2	7	1.5-12.5	0-0	1	0	0					
Oct 3	vs. Indianapolis*	S	2	2	4	0-0	0-0	0	0	0					
Oct 10	at Buffalo*	S	4	2	6	1-5	0-0	0	0	0					
Oct 18	vs. Tennessee	S	9	2	11	0-0	0-0	1	0	0					
Oct 24	at Kansas City	S	5	2	7	0-0	0-0	0	0	0					
Oct 31	at Dallas*	S	1	1	2	0.5-3	1--3	1	0	0					
Nov 14	vs. Houston*	S	4	1	5	0-0	0-0	0	0	0					
Nov 21	vs. Cleveland*	S	6	3	9	0.5-3	0-0	0	0	0					
Nov 28	at N.Y. Giants	S	4	3	7	0-0	0-0	0	0	0					
Dec 5	at Tennessee*	S	1	1	2	0-0	0-0	0	0	0					
Dec 12	vs. Oakland*	S	3	5	8	0-0	0-0	0	0	0					
Dec 19	at Indianapolis	S	3	3	6	0-0	0-0	0	0	0					
Dec 26	vs. Washington	S	1	1	2	0-0	0-0	1	0	0					
Jan 2	at Houston	S	1	1	2	0-0	0-0	0	0	0					
Regular Season Totals			16/16	53	34	87	4-27	1--3	4	0	0				

2011 JACKSONVILLE (5-11)		TACKLES									
Date	Opponent	P/S	UT	A	TT	S-Yds.	I-Yds.	PD	FF	FR	
Sep 11	vs. Tennessee*	S	1	1	2	0-0	0-0	0	0	0	
Sep 18	at N.Y. Jets	S	4	6	10	0-0	0-0	0	0	0	
Sep 25	at Carolina	S	6	1	7	0-0	0-0	1	0	0	
Oct 2	vs. New Orleans	S	5	0	5	0-0	0-0	0	0	0	
Oct 9	vs. Cincinnati	S	4	3	7	0-0	0-0	0	0	0	
Oct 16	at Pittsburgh	S	0	2	2	0-0	0-0	0	0	0	
Oct 24	vs. Baltimore*	S	2	1	3	0-0	0-0	0	0	0	
Oct 30	at Houston	S	3	4	7	0-0	0-0	0	0	0	
Games 9-11					INACTIVE						
Dec 5	vs. San Diego	S	2	0	2	0-0	0-0	0	0	0	
Dec 11	vs. Tampa Bay*	S	2	1	3	0-0	0-0	0	0	0	
Dec 15	at Atlanta	S	3	3	6	0-0	0-0	0	0	0	
Dec 24	at Tennessee	S	2	0	2	0-0	0-0	0	0	0	
Jan 1	vs. Indianapolis	S	4	1	5	0-0	0-0	0	0	0	
Regular Season Totals			13/13	38	23	61	0-0	0-0	1	0	0

2012 JACKSONVILLE (2-14)		TACKLES									
Date	Opponent	P/S	UT	A	TT	S-Yds.	I-Yds.	PD	FF	FR	
Sep 9	at Minnesota	S	5	1	6	1-4	0-0	0	1	0	
Sep 16	vs. Houston	S	1	4	5	0-0	0-0	0	0	0	
Sep 23	at Indianapolis*	S	0	2	2	0-0	0-0	0	0	0	
Sep 30	vs. Cincinnati	S	2	3	5	0-0	0-0	0	0	0	
Oct 7	vs. Chicago	P	2	1	3	0-0	0-0	0	0	0	
Oct 21	at Oakland	S	3	1	4	1-8	0-0	0	1	0	
Oct 28	at Green Bay	P	4	3	7	0-0	0-0	0	0	0	
Nov 4	vs. Detroit	P	2	1	3	0-0	0-0	1	0	0	
Nov 8	vs. Indianapolis	P	0	2	2	0-0	0-0	0	0	0	
Nov 18	at Houston	P	2	2	4	0-0	0-0	1	0	0	
Nov 25	vs. Tennessee*	P	1	1	2	0-0	0-0	0	0	0	
Dec 2	at Buffalo	P	2	2	4	0-0	0-0	0	0	0	
Dec 9	vs. N.Y. Jets	P	3	3	6	0-0	0-0	0	0	0	
Dec 16	at Miami	P	1	0	1	0-0	0-0	0	0	0	
Dec 23	vs. New England	P	0	4	4	0-0	0-0	0	0	0	
Dec 30	at Tennessee	P	3	0	3	0-0	0-0	1	0	0	
Regular Season Totals			16/5	31	30	61	2-12	0-0	3	2	0

2013 DENVER (13-3)		TACKLES									
Date	Opponent	P/S	UT	A	TT	S-Yds.	I-Yds.	PD	FF	FR	
Sep 5	vs. Baltimore*	S	1	1	2	0-0	0-0	0	0	0	
Sep 15	at N.Y. Giants*	S	1	2	3	0-0	0-0	0	0	0	
Sep 23	vs. Oakland*	S	0	1	1	0-0	0-0	0	0	0	
Sep 29	vs. Philadelphia*	S	0	1	1	0-0	0-0	0	0	0	
Oct 6	at Dallas*	S	0	0	0	0-0	0-0	0	0	0	
Oct 13	vs. Jacksonville*	S	0	1	1	0-0	0-0	0	0	0	
Oct 20	at Indianapolis	S	1	1	2	1-7	0-0	0	0	0	
Oct 27	vs. Washington*	S	2	0	2	1-8	0-0	0	0	0	
Nov 10	at San Diego*	S	2	0	2	1-3	0-0	0	0	0	
Nov 17	vs. Kansas City*	S	0	2	2	0-0	0-0	0	0	0	
Nov 24	at New England	S	3	1	4	0-0	0-0	0	0	1	
Dec 1	at Kansas City*	S	2	0	2	0-0	0-0	0	0	0	
Dec 8	vs. Tennessee*	S	0	0	0	0-0	1-2	1	0	0	
Dec 12	vs. San Diego	S	4	1	5	0-0	0-0	0	0	0	
Dec 22	at Houston*	S	2	1	3	0-0	0-0	0	0	0	
Dec 29	at Oakland*	S	0	1	1	0-0	0-0	0	0	0	
Regular Season Totals			16/16	18	13	31	3-18	1-2	1	0	1
Jan 12	vs. San Diego*†	S	2	1	3	0-0	0-0	0	0	0	
Jan 19	vs. New England*‡	S	4	0	4	1-10	0-0	0	0	0	
Feb 2	vs. Seattle§	S	4	1	5	0-0	0-0	0	0	0	
Postseason Totals			3/3	10	2	12	0-0	0-0	0	0	0

†AFC Divisional Playoff Game; ‡AFC Championship Game; §Super Bowl XLVIII

DID YOU KNOW?

The Broncos own the NFL's best record through the first month of the season during the last 19 years with a 48-22 (.686) mark in those games since 1995.



JAMESON KONZ

82

TIGHT END



6-3 • 234 • 3RD YR. • KENT STATE
BORN: July 2, 1986, in Uniontown, Ohio
HIGH SCHOOL: Lake High School, Uniontown, Ohio
ACQUIRED: Free Agent, 2014
NFL YEAR: 3rd • **YEAR WITH BRONCOS:** 1st
NFL GAMES PLAYED/STARTED: 1/0

KONZ AT A GLANCE:

- A third-year tight end who began his career with Seattle (2010-11) and went on to compete on practice squads with the Seahawks and Cowboys in 2013.
- Played defensive end for the Seahawks in 2011, seeing action in one game and contributing one special-teams stop.
- Spent his 2010 rookie season with Seattle on injured reserve after suffering a hip injury during training camp.
- Appeared in 48 career games at Kent State University, competing at linebacker during his first three seasons before switching to wide receiver for his final collegiate campaign.
- Totaled 90 tackles and two sacks on defense for the Golden Flashes in addition to 23 receptions for 310 yards (13.5 avg.) with two touchdowns on offense.
- Joined the Broncos as a free agent on Jan. 22, 2014.
- Selected by Seattle in the seventh round (245th overall) of the 2010 NFL Draft.

CAREER TRANSACTIONS: Signed by Seattle as a draft choice 6/9/10; Placed on injured reserve (hip) by Seattle 8/4/10; Waived by Seattle 9/3/11; Signed by Seattle (practice squad) 9/4/11; Signed by Seattle (active roster) 10/4/11; Placed on injured reserve (knee) by Seattle 10/17/11; Waived by Seattle 9/7/12; Signed by Seattle 7/30/13; Waived by Seattle 8/26/13; Signed by Seattle (practice squad) 9/5/13; Waived by Seattle 10/1/13; Signed by Dallas (practice squad) 12/4/13; Signed by Denver to a future contract 1/22/14.



2013: Konz spent time on practice squads with Seattle and Dallas after competing with the Seahawks during the preseason.

2012: Konz spent the season out of football after being waived by Seattle at the end of training camp.

2011: Konz converted to defensive end and saw action in one game for the Seahawks before missing the rest of the season due to a knee injury... Made his NFL debut at NYG (10/9) before being placed on injured reserve on Oct. 17.

2010: Selected by Seattle in the seventh round (245th overall) of the 2010 NFL Draft, Konz hurt his hip in training camp and was placed on injured reserve by the Seahawks on Aug. 4.

COLLEGE: Konz competed in 48 career games at Kent State University... Spent his first three seasons at linebacker and totaled 90 tackles and two sacks for the Golden Flashes... Switched to wide receiver for his senior campaign and turned in 23 catches for 310 yards (13.5 avg.) with two touchdowns.


PERSONAL: Konz attended Lake High School in Uniontown, Ohio, where he was an honorable mention All-Federal League and All-Northeast Inland District selection as a senior... Last name is pronounced CONS... Jameson Konz was born on July 2, 1986 in Uniontown, Ohio.

KONZ'S REGULAR SEASON RECORD

Year	Club	G	S	No.	RECEIVING			TD	TDr	SCORING		
					Yds.	Avg.	LG			TDp	TDrt	2pt
2010	Seattle											
2011	Seattle	1	0	0	0	0.0	—	0	0	0	0	0
2013	Sea./Dal.											
CAREER TOTALS		1	0	0	0	0.0	—	0	0	0	0	0

Year	Club	G	S	TACKLES				PD	FF	FR	TD-Int.	TD-FR	S	Pts.
				UT	A	TT	S-Yds.							
2011	Seattle	1	0	0	0	0	0	0-0	0-0	0	0	0	0	0
CAREER TOTALS		1	0	0	0	0	0	0-0	0-0	0	0	0	0	0

ADDITIONAL STATISTICS: Special teams tackles — 2011 (1), TOTAL (1).



PEYTON MANNING

18

QUARTERBACK

6-5 • 230 • 17TH YR. • TENNESSEE

BORN: March 24, 1976, in New Orleans

HIGH SCHOOL: Isidore Newman High School, New Orleans

ACQUIRED: Free Agent, 2012

NFL YEAR: 17th • YEAR WITH BRONCOS: 3rd

NFL GAMES PLAYED/STARTED: 240/240 • POSTSEASON GP/GS: 23/23



MANNING AT A GLANCE:

• A 17th-year quarterback and the NFL's only five-time Most Valuable Player whose 13 Pro Bowl selections are the most in league history at his position (tied for third among all players).

• Enters the 2014 season ranked second in NFL history in touchdown passes (491), passing yards (64,964), completions (5,532) and pass attempts (8,452).

• Leads the NFL in wins (26), touchdown passes (92) and completion percentage (68.4) in his two seasons with the Broncos after spending his first 14 years with the Indianapolis Colts.

• Named MVP by the Associated Press for the fifth time in his career in 2013 after setting league single-season records for passing yards (5,477) and touchdown passes (55) while directing the highest-scoring offense (606 pts.) in NFL history.

• Totaled the second-most overall wins (167) by a quarterback in NFL annals, including a league-record 12 double-digit victory seasons.

• Won three AFC Championships (Indianapolis—2006, '09; Denver—2013), joining Craig Morton and Kurt Warner as the only quarterbacks to lead multiple teams to the Super Bowl.

• Led his teams to the playoffs a league-record 13 times in 15 seasons played, compiling the most passing yards (6,589) in NFL postseason history.

• Owns the most career game-winning drives in the fourth quarter or overtime (50) since the 1970 NFL merger.

• Named NFL Comeback Player of the Year by the Associated Press and finished as the runner-up for MVP following his first season with the Broncos in 2012 in which he led the team to its second consecutive AFC West title and the AFC's No. 1 seed.

• Selected to the NFL's All-Decade Team for the 2000s as chosen by the Pro Football Hall of Fame Selection Committee.

• Voted Super Bowl XLI MVP (2006 season) after leading the Colts to their first World Championship since 1970 in a 29-17 win over the Bears.

• Named AFC Offensive Player of the Week on 26 occasions while being selected as AFC Offensive Player of the Month eight times—both NFL records.

• Posted at least 300 yards in 93 total games (84 reg. season, 9 postseason) and three or more touchdowns in 90 combined games (84 reg. season, 6 postseason), setting all-time NFL marks in both categories.

• Received the Byron "Whizzer" White Humanitarian Award in 2004 in addition to being named the Walter Payton NFL Man of the Year in 2005 and *Sports Illustrated's* Sportsman of the Year in 2013.

• His jersey No. 18 is technically retired by the Broncos, but former quarterback Frank Tripucka gave Manning his blessing to wear the number.

• Started 45-of-48 games at the University of Tennessee and set 33 school records, eight Southeastern Conference marks and two NCAA standards.

• Led the Volunteers to an SEC Championship as a senior in 1997 and finished as the Heisman trophy runner-up and a consensus All-American.

• Joined the Broncos as an unrestricted free agent on March 20, 2012.

• Selected by Indianapolis in the first round (1st overall) of the 1998 NFL Draft.

CAREER TRANSACTIONS: Signed by Indianapolis as a draft choice 7/29/98; Released by Indianapolis 3/7/12; Signed by Denver 3/20/12.

18's TROPHY CASE

NFL MVP (5) 2003-04, '08-09, '13

Super Bowl XLI MVP 2006

All-Decade Team 2000s

Pro Bowls (13) 1999-2000, '02-10, '12-13

Pro Bowl MVP 2004

All-Pro (1st Team) (7) 2003-05, '08-09, '12-13

All-Pro (2nd Team) (3) 1999-2000, '06

Comeback Player of the Year 2012

MANNING NAMED NFL MOST VALUABLE PLAYER FIVE TIMES

MOST NFL MOST VALUABLE PLAYER AWARDS, NFL HISTORY

Player	MVPs	Years Selected
1. Peyton Manning	5	2003-04, '08-09, '13
2. Brett Favre	3	1995-97
Johnny Unitas	3	1959, '64, '67
Jim Brown	3	1957-58, 1965
5. Tom Brady	2	2007, '10
Kurt Warner	2	1999, 2001
Steve Young	2	1992, '94
Joe Montana	2	1989-90



2013: Manning started all 16 games for the Broncos, earning his NFL-record fifth MVP Award, 13th Pro Bowl selection and seventh first-team All-Pro honor after setting league single-season records for touchdown passes (55) and passing yards (5,477)... Directed the highest-scoring offense (606 pts.) in NFL history while completing 450-of-659 passes (63.3%) for 5,466 yards with 55 touchdowns and 10 interceptions (115.1 rtg.)... Opened all three postseason games for Denver and completed 91-of-128 passes (71.1%) for 910 yards with five touchdowns and three interceptions (94.2 rtg.)... Guided the Broncos to their first Super Bowl appearance in 15 years to join Craig Morton and Kurt Warner as the third quarterback in NFL history to win conference championship with multiple teams... Named AFC Offensive Player of the months for September and December... Tied an NFL record with seven touchdown passes in Denver's season-opening win vs. Bal. (9/5) while totaling 462 passing yards—the second highest mark of his career... Set a Broncos franchise record with an 86.5% completion percentage (32-of-37) on *Monday Night Football* vs. Oak. (9/23)... Turned in his 24th career four-touchdown game vs. Phi. (9/29) to set a league record... Passed Pro Football Hall of Fame quarterback Dan Marino for second place on the NFL's all-time passing yardage list after throwing for 414 yards and four touchdowns in a come-from-behind 51-48 win at Dal. (10/6)... Completed 29-of-49 passes for 386 yards with three touchdowns and one interception at Ind. (10/20) in his first career game against his former team... Engineered his 50th career game-winning drive in the fourth quarter or overtime, extending his NFL record in that category, vs. Was. (10/27)... Broke his own Broncos single-season touchdown record after throwing for 403 yards with five touchdowns at K.C. (12/1)... Set franchise records with 39 completions and 59 attempts while throwing for 397 yards and four touchdowns vs. Ten. (12/8) with a frigid temperature of 18 degrees at kickoff... Threw for 400 yards and four touchdowns at Hou. (12/22) to set a new NFL single-season passing touchdowns mark... Completed 25-of-28 passes for 266 yards with four touchdowns (145.8 rtg.) at Oak. (12/29) for the second-highest single-game completion percentage (89.3) in league history while finishing the regular season with NFL records in passing yards (5,477) and touchdowns (55)... Completed 25-of-36 passes for 230 yards and two touchdowns with one interception in Denver's Divisional Round win vs. S.D. (1/12)... Earned his third career Super Bowl trip after completing 32-of-43 passes for 400 yards with two touchdowns in the AFC Championship Game vs. N.E. (1/19)... Set a Super Bowl record with a career postseason-best 34 completions in Super Bowl XLVIII vs. Sea. (2/2).

2012: Manning started all 16 games in his first season as a Bronco and set franchise single-season records in nearly every major passing category, including completions (400), completion percentage (68.6), passing yards (4,659), touchdown passes (37) and quarterback rating (105.8)... Earned NFL Comeback Player of the Year and first-team All-Pro accolades from the Associated Press in addition to finishing as runner-up for league MVP... Selected to his 12th career Pro Bowl to set an NFL record for quarterbacks... Became the third (and fastest) player to 400 career touchdowns with his 71-yard scoring pass to wide receiver Demaryius Thomas in Denver's season-opening 31-19 win vs. Pit. (9/9)... Passed John Elway for third place in all-time pass attempts at Atl. (9/17)... Threw for 330 yards vs. Hou. (9/23) to mark his 64th career 300-yard game, setting an NFL record... Earned AFC Offensive Player of the Week honors as he led the Broncos back from a 24-point deficit to defeat the Chargers, throwing for 309 yards on 24-of-30 passing with three touchdowns and one interception at S.D. (10/15)... Became the second quarterback (Steve Young, 1998) to throw for 300 yards with three touchdowns in four consecutive games after completing 22-of-30 passes for 305 yards with three touchdowns vs. N.O. (10/28)... Led his 48th career game-winning drive in the fourth quarter or overtime to set an NFL record in Denver's 31-23 win at Cin. (11/4)... Moved into second place all time with his 149th win and secured his 14th season with at least 25 touchdown passes after throwing for two scores at K.C. (11/25)... Passed Marino for second all-time in com-

MANNING'S RECORD-BREAKING 2013 SEASON

PEYTON MANNING'S NFL SINGLE-SEASON STATISTICAL RECORDS SET IN 2013

Category	No.	Old Record
Passing Yards	5,477	5,476 (Drew Brees, 2011)
400-Yard Passing Games	4*	4 (Dan Marino, 1984)
Passing Touchdowns	55	51 (Tom Brady, 2007)
Four-Touchdown Games	9	6 (Manning, 2004 / Dan Marino, 1984)
Most TDs w/o INT to start season	20	17 (Milt Plum, 1960)
Passing First Downs	289	278 (Drew Brees, 2011)

*tied record

MANNING SELECTED TO 13 PRO BOWLS

MOST PRO BOWL SELECTIONS BY A QUARTERBACK, NFL HISTORY

Player	No.	Seasons Selected
1. Peyton Manning	13	1999-2000, '02-10, '12-13
2. Brett Favre	11	1992-93, '95-97, '2001-03, '07-09
3. John Elway	9	1986-89, '91-94, '96-98
Dan Marino	9	1983-87, '91-92, '94-95
Warren Moon	9	1988-95, '97

pletions and became the Broncos single-season franchise leader with his 28th touchdown pass of the season vs. T.B. (12/2)... Completed his 5,000th career pass, finishing 26-of-36 for 310 yards with one touchdown and one interception at Oak. (12/6)... Became the first quarterback in the Super Bowl era to achieve nine 11-win seasons with Denver's 34-17 victory at Bal. (12/16)... Tied Brett Favre with his 72nd game with three-or-more passing touchdowns vs. Cle. (12/23)... Threw three touchdowns in Denver's AFC Divisional Playoff Game vs. Bal. (1/12) to tie Dan Marino for the fourth-most passing touchdowns (32) in playoff annals.

2011: Manning was inactive for all 16 regular-season games with a neck injury, ending his NFL-record streak of 208 consecutive starts to begin his career.

2010: Manning opened all 16 games for the 13th consecutive season and totaled Colts franchise marks and career highs in attempts (679), completions (450) and passing yards (4,700) while adding 33 touchdowns and 17 interceptions (91.9 rtg.)... Selected to his 11th career Pro Bowl to tie Brett Favre for the NFL record by a quarterback... Led the NFL in both completions and attempts... Set career bests in attempts (57) and completions (40) in the Colts' season opener at Hou. (9/12)... Opened the season with a career-best three consecutive games with at least three touchdowns and no interceptions... Completed 25-of-35 passes (71.4%) for 319 yards with two touchdowns (118.6 rtg.) at Ten. (12/9) to earn AFC Player of the Week honors... Connected on 18-of-26 passes (69.2%) for 225 yards with one touchdown (108.7 rtg.) in Indianapolis' Wild Card Playoff Game vs. NYJ (1/8).

2009: Manning won his second consecutive NFL Most Valuable Player award and NFL-record fourth MVP honor overall after opening all 16 games and completing 393-of-571 passes (68.8%) for 4,500 yards with 33 touchdowns and 16 interceptions (99.9 rtg.)... Earned his 10th career Pro Bowl selection and was named first-team All-Pro by the Associated Press for the fifth time... Became the first quarterback in NFL history to throw for 40,000 yards in a decade... Opened three postseason contests and completed 87-of-128 passes (68.0%) for 956 yards with six touchdowns and two interceptions (99.0 rtg.) while leading the Colts to their second Super Bowl in four seasons... Named AFC Offensive Player of the Month for September after passing for 983 yards and seven touchdowns while posting a 117.7 rating.

2008: Manning opened all 16 games and was named NFL Most Valuable Player for the third time after completing 371-of-555 passes (66.8%) for 4,002 yards with 27 touchdowns and 12 interceptions (95.0 rtg.) in the regular season... Named to his ninth career Pro Bowl and earned first-team All-Pro accolades from the Associated Press... Selected as AFC Offensive Player of the Week after completing 19-of-28 passes (67.9%) for 271 yards and three touchdowns (134.7 rtg.) in a win vs. Bal. (10/12)... Started Indianapolis' AFC Wild Card Game at S.D. (1/3) and completed 25-of-42 passes (59.5%) for 310 yards with one touchdown (90.4 rtg.).

2007: Manning started all 16 games and was named to the eighth Pro Bowl of his career after completing 337-of-515 passes (65.4%) for 4,040 yards with 31 touchdowns and 14 interceptions (98.0 rtg.)... Had a personal-best streak of 190 passes without an interception snapped at Ten. (9/16)... Connected on 20-of-29 passes (69.0%) for 288 yards with four touchdowns and one interception (126.1 rtg.) vs. Jac. (12/2) to earn AFC Player of the Week honors... Opened the Colts' AFC Divisional Playoff Game vs. S.D. (1/13) and completed 33-of-48 passes (68.8%) for 402 yards with three touchdowns and two interceptions (97.7 rtg.).

2006: Manning played all 16 regular-season games during Indianapolis' Super Bowl season, completing 362-of-557 passes (65.0%) for 4,397 yards with 31 touchdowns and a career-low nine interceptions (101.0 rtg.)...

ALL-TIME PRO FOOTBALL PASSING LEADERS

PASSING YARDS

No.	PLAYER	YARDS
1.	Brett Favre	71,838
2.	Peyton Manning*	64,964
3.	Dan Marino	61,361
4.	John Elway	51,475
5.	Drew Brees*	51,081

TOUCHDOWN PASSES

No.	PLAYER	TDs
1.	Brett Favre	508
2.	Peyton Manning*	491
3.	Dan Marino	420
4.	Drew Brees*	363
5.	Tom Brady*	359

PASS ATTEMPTS

No.	PLAYER	ATT.
1.	Brett Favre	10,169
2.	Peyton Manning*	8,452
3.	Dan Marino	8,358
4.	John Elway	7,250
5.	Warren Moon	6,823

PASS COMPLETIONS

No.	PLAYER	COMP.
1.	Brett Favre	6,300
2.	Peyton Manning*	5,532
3.	Dan Marino	4,967
4.	Drew Brees*	4,481
5.	Tom Brady*	4,178

* active player

WHERE MANNING RANKS IN NFL HISTORY

Regular Season	No.	Active Rank	All-Time Rank
Wins (QBs)	167	1	2
Attempts	8,452	1	2
Completions	5,532	1	2
Passing Yards	64,964	1	2
Passing TDs	491	1	2
Passer Rtg. (min. 1,500 att.)	97.0	2	2
300-yard Passing Games	84	1	1
Games with 3+ Passing TDs	84	1	1
Games with 100+ Passer Rtg.	102	1	2
3,000-yard Passing Seasons	15	1	2
4,000-yard Passing Seasons	13	1	1
Seasons with 25+ Passing TDs	15	1	1
Postseason	No.	Active Rank	All-Time Rank
Postseason Berths (QBs)	13	1	1
Wins (QBs)	11	2	6t
Attempts	889	2	2
Completions	572	2	2
Passing Yards	6,589	1	1
Passing TDs	37	2	4
Passer Rtg. (min. 100 att.)	89.2	7	16
300-yard Passing Games	9	1	1
Games with 3+ Passing TDs	6	1	2t
Games with 100+ Passer Rtg.	6	2	7t

Tied a career high with four rushing touchdowns and was named to his seventh Pro Bowl... Completed 97-of-153 passes (63.4%) for 1,034 yards with three touchdowns and seven interceptions (70.5 rgt.) in four postseason contests... Earned AFC Offensive Player of the Week honors after his performances vs. Hou. (9/17), vs. Was. (10/22), vs. Cin. (12/18) and vs. Mia. (12/31)... Named Offensive Player of the Month for October... Directed the Colts to 32 second-half points in the AFC Championship Game vs. N.E. (1/21) to give Indianapolis a 38-34 come-from-behind win against the Patriots... Completed 25-of-38 passes (65.8%) for 247 yards with one touchdown and one interception (81.8 rgt.) in Indianapolis' 29-17 win in Super Bowl XLI vs. Chi. (2/4) to become the first Colts player to earn Super Bowl MVP honors.

2005: Manning was named to his sixth career Pro Bowl and earned first-team All-Pro honors from the Associated Press for the third consecutive season after starting all 16 games and completing 305-of-453 passes (67.3%) for 3,747 yards with 28 touchdowns and 10 interceptions (104.1 rgt.)... Named AFC Player of the Week after connecting on 28-of-37 passes (75.7%) for 321 yards with three touchdowns and one interception (117.1 rgt.) at N.E. (11/7)... Opened the Colts' AFC Divisional Playoff Game vs. Pit. (1/15) and completed 22-of-38 passes (57.9%) for 290 yards with one touchdown (90.9 rgt.)... Named the 2005 Walter Payton Man of the Year.

2004: Manning earned NFL MVP honors and Associated Press first-team All-Pro accolades for the second consecutive season, opening all 16 contests and completing 336-of-497 passes (67.6%) for 4,557 yards with 49 touchdowns and just 10 interceptions... Set NFL records for single-season touchdowns (49) and quarterback rating (121.1)... Started two playoff games and completed 54-of-75 passes (72.0%) for 696 yards with four touchdowns and two interceptions (107.4 rgt.)... Named AFC Offensive Player of the Week on four occasions, including a six-touchdown performance at Det. (11/25) that also marked an NFL record with his fifth consecutive game with four scoring passes... Earned AFC Offensive Player of the Month honors for November... Totaled the second-highest passing total in NFL postseason history in the Colt's AFC Wild Card Game vs. Den. (1/9) after completing 27-of-33 passes (81.8%) for 458 yards with four touchdowns and one interception (145.7 rgt.).

2003: Manning received his first NFL Most Valuable Player honor in addition to being named first-team All-Pro by the Associated Press after starting all 16 regular-season games and completing 379-of-566 passes (67.0%) for 4,267 yards with 29 touchdowns and 10 interceptions... Earned Pro Bowl recognition for the fourth time in his career... Began the season by tossing a career-high six touchdown passes in the opener at N.O. (9/28) and earned AFC Offensive Player of the Week accolades for his effort... Named AFC Offensive Player of the Month for September... Completed 25-of-30 passes (83.3%) for 290 yards and five touchdowns vs. Atl. (12/14) to earn his second conference player of the week honor... Connected on 22-of-26 passes (84.6%) for 377 yards with five touchdowns and his fourth-career perfect passer rating (158.3) in the Colts' AFC Wild Card Game vs. Den. (1/4).

MANNING ACCUSTOMED TO WINNING

MOST VICTORIES BY A STARTING QUARTERBACK, ALL-TIME (REGULAR SEASON ONLY)

Player	W-L-T	Pct.
1. Brett Favre	188-114-0	.623
2. Peyton Manning*	167-73-0	.696
3. Tom Brady*	148-43-0	.775
John Elway	148-82-1	.643
5. Dan Marino	147-93-0	.613

* active player

MANNING'S 300-YARD PASSING GAMES

MOST CAREER REGULAR-SEASON GAMES WITH AT LEAST 300 PASSING YARDS, NFL HISTORY

	Player	Team(s)	No.
1.	Peyton Manning	Den./Ind.	84
2.	Drew Brees	N.O./S.D.	78
3.	Dan Marino	Mia.	63
4.	Brett Favre	Min./NYJ/G.B./Atl.	62
5.	Tom Brady	N.E.	59

2002: Manning earned his third career Pro Bowl selection, completing 392-of-591 passes (66.3%) for 4,200 yards with 27 touchdowns and 19 interceptions (88.8 rtg.) during the regular season in 16 starts... Opened Indianapolis' AFC Wild Card Game at NYJ (1/4) and completed 14-of-31 passes (45.2%) for 137 yards with two interceptions (31.3 rtg.).

2001: Manning started all 16 games and connected on 343-of-547 passes (62.7%) for 4,131 yards with 26 touchdowns and 23 interceptions... Led the AFC and ranked second in the NFL with his 4,131 passing yards... Added four rushing touchdowns, including a career-long 33-yard scoring run at Buf. (11/4).

2000: Manning earned his second career Pro Bowl selection and was named second-team All-Pro by the Associated Press after starting all 16 regular-season games and completing 357-of-571 passes (62.5%) for 4,413 yards with 33 touchdowns and 15 interceptions... Ranked first in the NFL in completions and passing yards while tying for the league lead in touchdowns... Joined wide receiver Marvin Harrison and running back Edgerrin James as the first NFL triumvirate to post 4,000-1,000-1,000 numbers in consecutive seasons.

1999: Manning earned his first career Pro Bowl honor and was named second-team All-Pro by the Associated Press and AFC Offensive Player of the Year after starting all 16 regular-season games and completing 331-of-533 passes (62.1%) for 4,135 yards with 26 touchdowns and 15 interceptions (90.7 rtg.)... Helped the Colts post a 10-game win improvement from the previous year to mark the best one-season turnaround in NFL history... Completed 19-of-42 passes (45.2%) for 227 yards (60.9 rtg.) in the Colts' AFC Divisional Playoff Game vs. Ten. (1/16).

1998: Selected by Indianapolis with the No. 1 overall pick of the 1998 NFL Draft, Manning started all 16 games and set Colts and NFL rookie records for completions (326), attempts (575), yards (3,739) and touchdowns (26)... Passed for at least one touchdown in 15-of-16 games... Named to the PFW/PFWA All-Rookie First Team... Earned AFC Offensive Player of the Week honors after completing 26-of-44 passes (59.1%) for 276 yards with three touchdowns and two interceptions (81.2 rtg.) vs. NYJ (11/15).

COLLEGE: Manning was a four-year starter at the University of Tennessee, where he left college with 33 school records, eight Southeastern Conference marks and two NCAA standards... Ended his career with the most wins in SEC history (39-6), including a 26-4 mark as a starter in conference games... Ranked third in NCAA history with 11,201 passing yards and fourth in Division-I annals with 89 touchdowns... Named a consensus All-American and was the Heisman Trophy runner-up as a senior in 1997 after leading the Volunteers to an SEC Championship... Named MVP of the SEC Championship Game after completing 25-of-43 passes (58.1%) for 373 yards with four touchdowns and two interceptions in a 30-29 win over Auburn University... Won the Maxwell Award for college football's player of the year and the Davey O'Brien Award for the nation's top quarterback... Named to the AFCA Good Works Team for community service... Led Tennessee to a 10-2 record and was the MVP of the Volunteers' 48-28 Citrus Bowl win over Northwestern University... Went 11-1 as a sophomore, including a 20-14 Citrus Bowl win against Ohio State University... Named SEC Freshman of the Year in 1994 after starting 8-of-11 games.

PERSONAL: Manning attended Isidore Newman High School in New Orleans, where he helped the team to a 34-5 record in three seasons as a starter... Named Gatorade Circle of Champions National Player of the Year and Columbus (Ohio) Touchdown Club National Offensive Player of the Year as a senior... Formed the PeyBack Foundation in 1999 to provide growth and leadership opportunities for disadvantaged youth in Colorado, Indiana, Louisiana and Tennessee... The PeyBack Foundation has provided more than \$10 million of impact to at risk youth through its grants and programs since its inception... Distributed \$1 million in grants to youth based organizations in 2014... Continues to maintain a strong relationship with St. Vincent's Children's Hospital (Indianapolis), which in 2007 was renamed the "Peyton Manning Children's Hospital at St. Vincent"... Serves as a member of the American Red Cross National Celebrity Cabinet and The Pat Summitt Foundation.. Started the Peyton Manning Scholarship program at Tennessee that has honored 21 incoming college students in the last 17 years on the basis of academic achievement, leadership and community service... Manning and his wife, Ashley, have 3-year-old twins, a boy and a girl, Marshall Williams and Mosley Thompson... Peyton Williams Manning was born on March 24, 1976, in New Orleans.

MANNING'S 4,000-YARD PASSING SEASONS

MOST 4,000-YARD PASSING SEASONS, NFL HISTORY

	Player	No.	Years
1.	Peyton Manning	13	1999-2004, '06-10, '12-13
2.	Drew Brees	8	2006-2013
3.	Tom Brady	6	2005, '07, '09, '11-13
	Brett Favre	6	1995, '98-99, 2004, '07, '09
	Dan Marino	6	1984-86, '88, 1992, '94

MANNING'S REGULAR SEASON RECORD

Year	Club	PASSING													
		G	S	Att.	Comp.	Pct.	Yds.	Yds./Att.	TD	% Int.	% LG	Sack/Yds.	Rtg.		
1998	Indianapolis	16	16	575	326	56.7	3,739	6.5	26	4.5	28	4.9	78t	22/109	71.2
1999	Indianapolis	16	16	533	331	62.1	4,135	7.8	26	4.9	15	2.8	80t	14/116	90.7
2000	Indianapolis	16	16	571	357	62.5	4,413	7.7	33	5.8	15	2.6	78t	20/131	94.7
2001	Indianapolis	16	16	547	343	62.7	4,131	7.6	26	4.8	23	4.2	86t	29/232	84.1
2002	Indianapolis	16	16	591	392	66.3	4,200	7.1	27	4.6	19	3.2	69	23/145	88.8
2003	Indianapolis	16	16	566	379	67.0	4,267	7.5	29	5.1	10	1.8	79t	18/107	99.0
2004	Indianapolis	16	16	497	336	67.6	4,557	9.2	49	9.9	10	2.0	80t	13/101	121.1
2005	Indianapolis	16	16	453	305	67.3	3,747	8.3	28	6.2	10	2.2	80t	17/81	104.1
2006	Indianapolis	16	16	557	362	65.0	4,397	7.9	31	5.6	9	1.6	68t	14/86	101.0
2007	Indianapolis	16	16	515	337	65.4	4,040	7.8	31	6.0	14	2.7	73t	21/124	98.0
2008	Indianapolis	16	16	555	371	66.8	4,002	7.2	27	4.9	12	2.2	75	14/86	95.0
2009	Indianapolis	16	16	571	393	68.8	4,500	7.9	33	5.8	16	2.8	80t	10/74	99.9
2010	Indianapolis	16	16	679	450	66.3	4,700	6.9	33	4.9	17	2.5	73t	16/91	91.9
2011	Indianapolis	0	0	0	0	0.0	0	0.0	0	0	0	0	—	0/0	0.0
2012	Denver	16	16	583	400	68.6	4,659	8.0	37	6.3	11	1.9	71t	21/137	105.8
2013	Denver	16	16	659	450	68.3	5,477	8.3	55	8.3	10	1.5	78t	18/120	115.1
CAREER TOTALS		240	240	8,452	5,532	65.5	64,964	7.7	491	5.8	219	2.6	86t	270/1,740	97.2
BRONCOS TOTALS		32	32	1,242	850	68.4	10,136	8.2	92	7.4	21	1.7	78t	39/257	110.8

Year	Club	RUSHING										SCORING				
		Att.	Yds.	Avg.	LG	TD	TD	TDr	TDP	TDrT	2pt	Pts.				
1998	Indianapolis	15	62	4.1	15	0	0	0	0	0	0	0	0	0	0	
1999	Indianapolis	35	73	2.1	13	2	2	2	0	0	0	0	0	0	12	
2000	Indianapolis	37	116	3.1	14	1	1	1	0	0	0	0	0	0	6	
2001	Indianapolis	35	157	4.5	33t	4	4	4	0	0	0	0	0	0	24	
2002	Indianapolis	38	148	3.9	13	2	2	2	0	0	0	0	0	0	12	
2003	Indianapolis	28	26	0.9	10	0	0	0	0	0	0	0	0	0	0	
2004	Indianapolis	25	38	1.5	19	0	0	0	0	0	0	0	0	0	0	
2005	Indianapolis	33	45	1.4	12	0	0	0	0	0	0	0	0	0	0	
2006	Indianapolis	23	36	1.6	12	4	4	4	0	0	0	0	0	0	24	
2007	Indianapolis	20	-5	-0.3	4	3	3	3	0	0	0	0	0	0	18	
2008	Indianapolis	20	21	1.1	12	1	1	1	0	0	0	0	0	0	6	
2009	Indianapolis	19	-13	-0.7	3	0	0	0	0	0	0	0	0	0	0	
2010	Indianapolis	18	18	1.0	27	0	0	0	0	0	0	0	0	0	0	
2011	Indianapolis	0	0	0.0	—	0	0	0	0	0	0	0	0	0	0	
2012	Denver	23	6	0.3	10	0	0	0	0	0	0	0	0	0	0	
2013	Denver	32	-31	-1.0	1t	1	1	1	0	0	0	0	0	0	6	
CAREER TOTALS		401	697	1.7	33t	18	18	18	0	0	0	0	0	0	108	
BRONCOS TOTALS		55	-25	-0.5	10	1	1	1	0	0	0	0	0	0	6	

ADDITIONAL STATISTICS: Receptions — (1-2, 2.0 avg., 2 LG), Fumble recoveries — 1999 (2), 2000 (1), 2001 (3), 2002 (2), 2003 (4), 2004 (3), 2007 (3), 2010 (1), TOTAL (19)

MANNING'S POSTSEASON RECORD

Year	Club	PASSING										SCORING				
		G	S	Att.	Comp.	Pct.	Yds.	Yds./Att.	TD	% Int.	% LG	Sack/Yds.	Rtg.			
1999	Indianapolis	1	1	42	19	44.2	227	5.3	0	0.0	0	0.0	33	0/0	60.9	
2000	Indianapolis	1	1	32	17	53.1	194	6.1	1	3.1	0	0.0	30	0/0	82.0	
2002	Indianapolis	1	1	31	14	45.2	137	4.4	0	0.0	2	6.5	17	1/13	31.3	
2003	Indianapolis	3	3	103	67	65.0	918	8.9	9	8.7	4	3.9	87t	5/41	106.4	
2004	Indianapolis	2	2	75	54	72.0	696	9.3	4	5.3	2	2.7	49	2/12	107.4	
2005	Indianapolis	1	1	38	22	57.9	290	7.6	1	2.6	0	0.0	50t	5/43	90.9	
2006	Indianapolis	4	4	153	97	63.4	1,034	6.8	3	2.0	7	4.6	53t	6/41	70.5	
2007	Indianapolis	1	1	48	33	68.8	402	8.4	3	6.3	2	4.2	55t	0/0	97.7	
2008	Indianapolis	1	1	42	25	59.5	310	7.4	1	2.4	0	0.0	72t	1/8	90.4	
2009	Indianapolis	3	3	128	87	68.0	956	7.5	6	4.7	2	1.6	46	4/30	98.9	
2010	Indianapolis	1	1	26	18	69.2	225	8.7	1	3.8	0	0.0	57t	1/6	108.7	
2012	Denver	1	1	43	28	65.1	290	6.7	3	7.0	2	4.7	32	3/17	88.3	
2013	Denver	3	3	128	91	71.1	910	7.1	5	3.9	3	2.3	37	1/1	94.2	
CAREER TOTALS		23	23	889	572	64.3	6,589	7.4	37	4.2	24	2.7	87t	29/212	89.2	
BRONCOS TOTALS		4	4	171	119	69.6	1,200	7.0	8	4.7	5	2.9	37	4/18	92.7	

Year	Club	RUSHING										SCORING				
		Att.	Yds.	Avg.	LG	TD	TD	TDr	TDP	TDrT	2pt	Pts.				
1999	Indianapolis	3	22	7.3	15t	1	1	1	0	0	0	0	0	0	6	
2000	Indianapolis	1	-2	-2.0	-2	0	0	0	0	0	0	0	0	0	0	
2002	Indianapolis	1	2	2.0	2	0	0	0	0	0	0	0	0	0	0	
2003	Indianapolis	4	3	0.8	3	0	0	0	0	0	0	0	0	0	0	
2004	Indianapolis	2	8	4.0	7	1	1	1	0	0	0	0	0	0	6	
2005	Indianapolis	0	0	0.0	—	0	0	0	0	0	0	0	0	0	0	
2006	Indianapolis	8	3	0.4	7	1	1	1	0	0	0	0	0	0	6	
2007	Indianapolis	1	-6	-6.0	-6	0	0	0	0	0	0	0	0	0	0	
2008	Indianapolis	1	-1	-1.0	-1	0	0	0	0	0	0	0	0	0	0	
2009	Indianapolis	3	-2	-0.7	0	0	0	0	0	0	0	0	0	0	0	
2010	Indianapolis	0	0	0.0	—	0	0	0	0	0	0	0	0	0	0	
2012	Denver	1	-1	-1.0	-1	0	0	0	0	0	0	0	0	0	0	
2012	Denver	3	-2	-1.0	-1	0	0	0	0	0	0	0	0	0	0	
CAREER TOTALS		28	24	0.9	15t	3	3	3	0	0	0	0	0	0	18	
BRONCOS TOTALS		4	-3	-0.8	0	0	0	0	0	0	0	0	0	0	0	

ADDITIONAL STATISTICS: Fumble recoveries — 2003 (1), TOTAL (1).

MANNING'S SINGLE GAME HIGHS

(Postseason in parentheses)

Pass attempts — 59 vs. Tennessee, 12/8/13 (49 vs. Seattle, 2/2/14). **Pass completions** — 40 at Houston, 9/12/10 (34 vs. Seattle, 2/2/14). **Passing yards** — 472 at Kansas City, 10/31/04 (458 vs. Denver, 1/9/05). **Completion percentage (min. 10 att.)** — 89.3% (25-28) at Oakland, 12/29/13 (84.6% (22-26) vs. Denver, 1/4/04). **Touchdown passes** — 7 vs. Baltimore, 9/5/13 (5 vs. Denver, 1/4/04). **Longest pass completion** — 86t at New Orleans, 11/18/01 (87t vs. Denver, 1/4/04). **Rushing attempts** — 7 vs. Buffalo, 9/23/01 (3, twice, last at Baltimore, 1/13/07). **Rushing yards** — 44 at Buffalo, 11/4/01 (22 vs. Tennessee, 1/16/00). **Longest rush** — 33t at Buffalo, 11/4/01 (15t vs. Tennessee, 1/16/00). **Rushing touchdowns** — 1, 18 times, last at Dallas, 10/6/13 (1, three times, last vs. New England, 1/21/07).

MANNING'S 300-YARD PASSING GAMES (93)

**denotes win (Manning's teams are 62-31, including the postseason, when he records more than 300 passing yards in a game.)*

Date	Opponent	Yds.	Date	Opponent	Yds.
9/6/1998	vs. Miami	302	1/13/2008	vs. San Diego [^]	402
9/27/1998	vs. New Orleans	309	9/14/2008	at Minnesota*	311
11/29/1998	at Baltimore	357	11/16/2008	vs. Houston*	320
12/20/1998	at Seattle	335	12/14/2008	vs. Detroit*	318
9/26/1999	at San Diego*	404	12/18/2008	at Jacksonville*	364
10/31/1999	vs. Dallas*	313	1/3/2009	at San Diego [^]	310
9/10/2000	vs. Oakland	367	9/13/2009	vs. Jacksonville*	301
9/25/2000	vs. Jacksonville*	440	9/21/2009	at Miami*	303
10/8/2000	at New England	334	9/27/2009	at Arizona*	379
11/5/2000	at Chicago	302	10/4/2009	vs. Seattle*	353
12/3/2000	at N.Y. Jets	339	10/11/2009	at Tennessee*	309
9/23/2001	vs. Buffalo*	421	11/1/2009	vs. San Francisco*	347
10/21/2001	vs. New England	335	11/8/2009	vs. Houston*	318
11/25/2001	vs. San Francisco	370	11/15/2009	vs. New England*	327
12/2/2001	at Baltimore	310	12/17/2009	at Jacksonville*	308
12/16/2001	vs. Atlanta*	325	1/24/2010	vs. N.Y. Jets* [^]	377
10/21/2002	at Pittsburgh	304	2/7/2010	vs. New Orleans [^]	333
11/3/2002	vs. Tennessee	327	9/12/2010	at Houston	433
11/10/2002	at Philadelphia*	319	9/26/2010	at Denver*	325
12/22/2002	vs. N.Y. Giants	365	10/3/2010	at Jacksonville	352
9/28/2003	at New Orleans*	314	10/17/2010	at Washington*	307
10/6/2003	at Tampa Bay*	386	11/21/2010	at New England	396
11/9/2003	at Jacksonville	347	12/5/2010	vs. Dallas	365
11/16/2003	vs. N.Y. Jets*	401	12/9/2010	at Tennessee*	319
1/4/2004	vs. Denver* [^]	377	9/23/2012	vs. Houston	330
1/11/2004	at Kansas City* [^]	304	9/30/2012	vs. Oakland*	338
9/26/2004	vs. Green Bay*	393	10/7/2012	at New England	337
10/24/2004	vs. Jacksonville	368	10/15/2012	at San Diego*	309
10/31/2004	at Kansas City	472	10/28/2012	vs. New Orleans*	305
11/14/2004	vs. Houston*	320	11/11/2012	at Carolina*	301
12/5/2004	vs. Tennessee*	425	12/6/2012	at Oakland*	310
12/26/2004	vs. San Diego*	383	12/23/2012	vs. Cleveland*	339
1/9/2005	vs. Denver* [^]	458	12/30/2012	vs. Kansas City*	304
11/7/2005	at New England*	321	9/5/2013	vs. Baltimore*	462
11/20/2005	at Cincinnati*	365	9/15/2013	at N.Y. Giants*	307
12/11/2005	at Jacksonville*	324	9/23/2013	vs. Oakland*	374
12/18/2005	vs. San Diego	336	9/29/2013	vs. Philadelphia*	327
9/17/2006	vs. Houston*	400	10/5/2013	at Dallas*	414
10/22/2006	vs. Washington*	342	10/20/2013	at Indianapolis	386
10/29/2006	at Denver*	345	10/27/2013	vs. Washington*	354
11/5/2006	at New England*	326	11/10/2013	at San Diego*	330
12/3/2006	at Tennessee	351	11/17/2013	vs. Kansas City*	323
12/10/2006	at Jacksonville	313	12/1/2013	at Kansas City*	403
1/21/2007	vs. New England* [^]	349	12/8/2013	vs. Tennessee*	397
9/16/2007	at Tennessee*	312	12/22/2013	at Houston*	400
11/11/2007	at San Diego	328	1/19/2013	vs. New England* [^]	400
12/23/2007	vs. Houston*	311		[^] Playoff Game	

MANNING'S CAREER GAME-WINNING DRIVES IN 4TH QTR. OR OVERTIME (50)

Regular font denotes game-winning drive; *Italics denotes comeback drive*; **Bold** denotes drives with the Broncos

Date	Opponent	Down/Tied	Won	Game-Winning Play	Time Left	Drive/T. O. P.	Manning Drive Stats
11/15/98	NY Jets	17-23	24-23	14t pass to Marcus Pollard	0:24	15-80/2:40	8-13-93, 1 TD pass
9/26/99	at San Diego	13-19	27-19	12t Manning run	11:41	8-83/2:47	3-6-46 pass; 12t rush
10/17/99	at NY Jets	13-13	16-13	Vanderjagt 27 FG	0:14	10-35/4:18	2-2-12 pass, 1(-2 rush)
		<i>10-13</i>		<i>Vanderjagt 18 FG</i>	<i>12:06</i>	<i>12-53/4:43</i>	<i>4-8-40 pass</i>
10/31/99	Dallas	21-24	34-24	40t pass to Marvin Harrison	14:55	7-75/3:31	4-7-76, 1 TD pass
11/7/99	Kansas City	16-17	25-17	7t Manning run	10:49	6-54/3:04	2-3-17 pass/2-10 rush, 7t
12/5/99	at Miami	34-34	37-34	Vanderjagt 53 FG	0:00	4-33/3:06	2-2-34 passing
12/19/99	Washington	10-13	24-21	1t pass to Ken Dilger	14:56	7-80/3:11	3-4-40 pass, 1 TD pass
12/26/99	at Cleveland	26-28	29-28	Vanderjagt 21 FG	0:04	11-54/4:08	4-4-23 pass/1-8 rush
		<i>19-28</i>		<i>2t James run</i>	<i>9:54</i>	<i>11-77/5:06</i>	<i>6-7-53 pass/1-9 rush</i>
9/3/00	at Kansas City	14-14	27-14	Vanderjagt 23 FG	13:37	9-27/3:56	3-4-16 pass
10/1/00	at Buffalo	15-16	18-16	Vanderjagt 45 FG	0:00	8-42/1:08	3-5-25 pass/1-2 rush
10/22/00	New England	21-23	30-23	3t James run	2:09	6-66/2:22	2-2-13 pass
		<i>14-23</i>		<i>1t pass to Edgerrin James</i>	<i>6:16</i>	<i>8-65/3:32</i>	<i>6-9-40, 1 TD pass</i>
10/13/02	Baltimore	19-20	22-20	Vanderjagt 38 FG	0:04	11-60/2:18	5-6-49 pass
11/17/02	Dallas	3-3	20-3	Vanderjagt 32 FG	13:06	12-76/6:53	3-3-31 pass/1(-1) rush
11/24/02	at Denver	20-20	23-20	Vanderjagt 51 FG	9:22 OT	10-35/5:38	2-3-14 pass
		<i>17-20</i>		<i>Vanderjagt 54 FG</i>	<i>0:03</i>	<i>11-44/1:37</i>	<i>3-8-27 pass/2-12 rush</i>
12/15/02	at Cleveland	21-23	28-23	3t Mungro run	6:46	6-86/3:00	2-2-53 pass
		<i>14-23</i>		<i>3t pass to Marvin Harrison</i>	<i>11:30</i>	<i>7-57/2:58</i>	<i>4-6-49, 1 TD pass</i>
12/29/02	vs. Jacksonville	13-13	20-13	11t pass to Marcus Pollard	2:26	7-47/2:11	3-3-32 pass, 1 TD pass
		<i>10-13</i>		<i>Vanderjagt 27 FG</i>	<i>5:46</i>	<i>16-68/8:09</i>	<i>5-9-25 pass/1-8 rush</i>
9/7/03	at Cleveland	6-6	9-6	Vanderjagt 45 FG	0:01	11-65/2:38	8-10-65 pass
10/6/03	at Tampa Bay	35-35	38-35	Vanderjagt 29 FG	3:47 OT	15-76/6:46	5-9-49 pass
		<i>28-35</i>		<i>1t R. Williams run</i>	<i>0:35</i>	<i>5-85/1:06</i>	<i>2-3-64 pass</i>
		<i>21-35</i>		<i>28t pass to Marvin Harrison</i>	<i>2:29</i>	<i>6-58/1:08</i>	<i>5-6-63, 1 TD pass</i>
		<i>14-35</i>		<i>3t Mungro run</i>	<i>3:37</i>	<i>4-12/1:32</i>	<i>1-2-6 pass</i>
11/23/03	at Buffalo	10-14	17-14	1t James run	1:38	16-83/6:00	5-7-55 pass
		<i>3-14</i>		<i>14t James run</i>	<i>10:40</i>	<i>9-61/4:11</i>	<i>3-4-15 pass</i>
12/28/03	at Houston	17-17	20-17	Vanderjagt 43 FG	0:00	12-65/2:40	2-4-22 pass/2-8 rush
		<i>10-17</i>		<i>5t pass to Brandon Stokley</i>	<i>3:50</i>	<i>1-5/0:05</i>	<i>1-1-5, 1 TD pass</i>
		<i>3-17</i>		<i>6t James run</i>	<i>14:57</i>	<i>11-67/5:36</i>	<i>3-3-24 pass</i>
9/19/04	at Tennessee	17-17	31-17	4t James run	7:31	11-80/3:57	4-7-70 pass
		<i>10-17</i>		<i>1t pass to Marcus Pollard</i>	<i>14:56</i>	<i>6-80/2:42</i>	<i>3-4-57 pass, 1 TD pass</i>
10/3/04	at Jacksonville	17-17	24-17	3t James run	3:33	13-74/7:04	5-5-33 pass
11/8/04	Minnesota	28-28	31-28	Vanderjagt 35 FG	0:02	9-55/2:52	2-2-23 pass/3-12 rush
12/26/04	San Diego	31-31	34-31	Vanderjagt 30 FG	12:13 OT	5-61/2:47	2-2-58 pass
		<i>23-31</i>		<i>21t pass to Brandon Stokley</i>	<i>0:56</i>	<i>8-80/2:46</i>	<i>6-8-85, 1 TD pass</i>
9/18/05	Jacksonville	0-3	10-3	6t Carthon run	8:33	17-88/8:59	3-3-21 pass
10/1/06	at NY Jets	24-28	31-28	1t Manning run	0:50	9-61/1:30	6-8-60 pass/1-1, 1t rush
10/8/06	Tennessee	7-13	14-13	2t pass to Reggie Wayne	5:10	10-43/4:28	4-6-34, 1 TD pass
10/29/06	at Denver	31-31	34-31	Vinatieri 37 FG	0:02	8-62/1:47	5-5-47 pass
		<i>23-28</i>		<i>19t pass to Reggie Wayne</i>	<i>3:35</i>	<i>7-80/3:19</i>	<i>5-6-75, 1 TD pass</i>
11/18/07	Kansas City	10-10	13-10	Vinatieri 24 FG	0:03	14-61/6:56	4-4-59 pass/4(-3) rush
12/16/07	at Oakland	13-14	21-14	20t pass to Anthony Gonzalez	4:49	11-91/5:40	7-7-68, 1 TD pass
9/14/08	at Minnesota	15-15	18-15	Vinatieri 47 FG	0:03	5-21/1:04	1-2-20 pass
		<i>7-15</i>		<i>32t pass to Reggie Wayne</i>	<i>5:54</i>	<i>3-61/1:15</i>	<i>3-3-61, 1 TD pass</i>
10/5/08	at Houston	24-27	31-27	5t pass to Reggie Wayne	1:54	2-20/0:42	1-1-5, 1 TD pass
		<i>17-27</i>		<i>68t Gary Brackett FR</i>	<i>3:36</i>		
		<i>10-27</i>		<i>7t pass to Tom Santi</i>	<i>4:04</i>	<i>11-81/4:14</i>	<i>8-10-59, 1 TD pass/1-11 rush</i>
11/2/08	New England	15-15	18-15	Vinatieri 52 FG	8:05	8-48/3:28	2-4-44 pass
11/9/08	at Pittsburgh	17-20	24-20	17t pass to Dominic Rhodes	3:04	4-32/1:40	1-1-17, 1 TD pass
11/23/08	at San Diego	20-20	23-20	Vinatieri 51 FG	0:00	8-37/1:30	4-6-36 pass
12/14/08	Detroit	21-21	31-21	1t Rhodes run	8:39	7-88/4:13	4-4-74 pass
9/21/09	at Miami	20-23	27-23	48t pass to Pierre Garcon	3:18	4-80/0:32	3-4-80, 1 TD pass
11/1/09	San Francisco	12-14	18-14	Addai 22t pass to Reggie Wayne	14:53	9-70/3:10	4-6-30 pass
11/8/09	Houston	13-17	20-17	2t Addai run	7:11	8-61/3:49	3-4-38 pass
11/15/09	New England	28-34	35-34	1t pass to Reggie Wayne	0:13	4-29/1:47	2-2-16, 1 TD pass
		<i>21-34</i>		<i>4t Addai run</i>	<i>2:23</i>	<i>6-79/1:49</i>	<i>4-5-44 pass</i>
		<i>14-31</i>		<i>29t pass to Pierre Garcon</i>	<i>12:14</i>	<i>5-79/2:04</i>	<i>3-3-59, 1 TD pass</i>
11/22/09	at Baltimore	14-15	17-15	Stover 25 FG	8:24	9-60/3:10	4-5-52 pass
11/29/09	at Houston	14-20	35-27	6t pass to Dallas Clark	7:02	7-89/2:50	4-4-49, 1 TD pass
12/17/09	at Jacksonville	28-31	35-31	65t pass to Reggie Wayne	5:23	3-70/0:42	2-3-70, 1 TD pass
10/10/10	Kansas City	9-9	19-9	Vinatieri 42 FG	14:40	12-60/3:46	3-7-23 pass
1/2/11	Tennessee	20-20	23-20	Vinatieri 43 FG	0:00	5-37/1:25	2-3-31 pass
9/9/12	Pittsburgh	19-22	31-19	1t pass to Jacob Tamme	9:23	6-80/4:48	6-7-57, 1 TD pass
10/15/12	at San Diego	21-24	35-24	21t pass to Brandon Stokley	9:03	3-50/2:08	2-2-27, 1 TD pass
		<i>14-24</i>		<i>7t pass to Eric Decker</i>	<i>13:33</i>	<i>9-55/4:14</i>	<i>4-4-48, 1 TD pass</i>
11/4/12	at Cincinnati	17-20	31-20	1t pass to Joel Dreessen	11:47	3-46/5:02	4-4-50, 1 TD pass
10/6/13	at Dallas	48-48	51-48	Prater 28 FG	0:02	8-14/1:57	2-2-21 pass
		<i>41-48</i>		<i>1t Moreno run</i>	<i>2:39</i>	<i>9-73/4:40</i>	<i>5-5-77 pass</i>
		<i>38-41</i>		<i>Prater 50 FG</i>	<i>9:37</i>	<i>11-51/4:01</i>	<i>5-9-42 pass</i>
10/27/13	Washington	21-21	45-21	35t pass to Knowshon Moreno	14:19	1-35/0:10	1-1-35 pass
		<i>14-21</i>		<i>1t pass to Joel Dreessen</i>	<i>14:56</i>	<i>16-83/4:59</i>	<i>6-10-67 pass</i>

PEYTON MANNING'S CAREER GAME-BY-GAME

(Victories asterisked)

1998 INDIANAPOLIS (3-13)													PASSING				RUSHING			
Opponent	P/S	Att.	Comp.	Yds.	Pct.	TD	INT	LG	S/Yds.	Rtg.	Att.	Yds.	Avg.	LG	TD					
vs. Mia. (9/6)	S	37	21	302	56.8	1	3	42	4/29	58.6	0	0	0.0	—	0					
at N.E. (9/13)	S	33	21	188	63.6	1	3	22	2/15	51.1	0	0	0.0	—	0					
at NYJ (9/20)	S	44	20	193	45.5	0	2	22	1/3	39.3	3	26	8.7	13	0					
vs. N.O. (9/27)	S	32	19	309	59.4	1	3	78†	4/17	63.2	1	7	7.0	7	0					
vs. S.D. (10/4)*	S	23	12	137	52.2	1	1	27	0/0	66.8	2	0	0.0	1	0					
vs. Buf. (10/11)	S	41	20	235	48.8	2	2	26	0/0	62.6	0	0	0.0	—	0					
at S.F. (10/18)	S	30	18	231	60.0	3	0	61†	1/0	117.5	0	0	0.0	—	0					
vs. N.E. (11/1)	S	52	30	278	57.7	2	2	24	0/0	69.2	0	0	0.0	—	0					
at Mia. (11/8)	S	42	22	140	52.4	1	2	18	0/0	47.7	0	0	0.0	—	0					
vs. NYJ (11/15)*	S	44	26	276	59.1	3	2	38†	1/9	81.2	4	21	5.3	15	0					
at Buf. (11/22)	S	29	14	164	48.3	1	2	30†	0/0	48.6	2	0	0.0	—	0					
at Bal. (11/29)	S	42	27	357	64.3	3	1	34†	2/13	105	1	2	2.0	2	0					
at Atl. (12/6)	S	27	19	159	70.4	2	2	30†	0/0	79.1	1	7	7.0	7	0					
vs. Cin. (12/13)*	S	26	17	210	65.4	3	0	23	0/0	128.7	1	-1	-1.0	-1	0					
at Sea. (12/20)	S	39	23	335	59.0	1	1	53	2/5	84.9	0	0	0.0	—	0					
vs. Car. (12/27)	S	34	17	225	50.0	1	2	46	5/18	56.6	0	0	0.0	—	0					
Regular Season Totals	16/16	575	326	3,739	56.7	26	28	78†	22/109	71.2	15	62	4.1	15	0					
1999 INDIANAPOLIS (13-3)													PASSING				RUSHING			
Opponent	P/S	Att.	Comp.	Yds.	Pct.	TD	INT	LG	S/Yds.	Rtg.	Att.	Yds.	Avg.	LG	TD					
vs. Buf. (9/12)*	S	33	21	284	63.6	2	2	50	0/0	85.9	3	-3	-1.0	-1	0					
at N.E. (9/19)	S	30	18	223	60.0	3	2	42†	0/0	88.6	1	3	3.0	3	0					
at S.D. (9/26)*	S	54	29	404	53.7	2	1	46	0/0	82.6	4	14	3.5	12†	1					
vs. Mia. (10/10)	S	24	17	274	70.8	3	1	43	2/10	130.9	2	-13	-6.5	-1	0					
at NYJ (10/17)*	S	35	21	210	60.0	1	1	26	0/0	74.7	2	-3	-1.5	-1	0					
vs. Cin. (10/24)*	S	33	17	284	51.5	2	1	56†	1/6	88.4	2	5	2.5	6	0					
vs. Dal. (10/31)*	S	34	22	313	64.7	1	0	54	1/13	104.2	0	0	0.0	—	0					
vs. K.C. (11/7)*	S	33	21	290	63.6	1	1	30†	3/34	89.2	3	10	3.3	7†	1					
at NYG (11/14)*	S	35	20	237	57.1	2	1	57†	0/0	85.1	3	-3	-1.0	-1	0					
at Phi. (11/21)*	S	26	16	235	61.5	3	0	80†	1/8	129.5	2	14	7.0	8	0					
vs. NYJ (11/28)*	S	31	23	198	74.2	1	2	23	2/11	74.4	3	26	8.7	13	0					
at Mia. (12/5)*	S	29	23	260	79.3	1	2	36	2/19	86.8	2	-1	-0.5	0	0					
vs. N.E. (12/12)*	S	27	15	186	55.6	2	0	52	1/8	101.8	5	8	1.6	11	0					
vs. Was. (12/19)*	S	37	23	298	62.2	2	1	37†	1/7	94.2	1	-1	-1.0	-1	0					
at Cle. (12/26)*	S	43	27	276	62.8	0	0	30	0/0	81.2	2	17	8.5	9	0					
at Buf. (1/2)	S	29	18	163	62.1	0	0	30	0/0	77.2	0	0	0.0	—	0					
Regular Season Totals	16/16	533	331	4,135	62.1	26	15	80†	14/116	90.7	35	73	2.1	13	2					
vs. Ten. (1/16)†	S	42	19	227	45.2	0	0	33	0/0	62.3	3	22	7.3	15†	1					
Postseason Totals	1/1	42	19	227	45.2	0	0	33	0/0	62.3	3	22	7.3	15†	1					
†AFC Divisional Playoff Game																				
2000 INDIANAPOLIS (10-6)													PASSING				RUSHING			
Opponent	P/S	Att.	Comp.	Yds.	Pct.	TD	INT	LG	S/Yds.	Rtg.	Att.	Yds.	Avg.	LG	TD					
at K.C. (9/3)*	S	32	22	273	68.8	1	1	33	1/6	92.3	3	-3	-1.0	-1	0					
vs. Oak. (9/10)	S	48	33	367	68.8	3	2	50†	2/16	94.7	2	20	10.0	11	0					
vs. Jac. (9/25)*	S	36	23	440	63.9	4	0	76†	0/0	143.3	6	4	0.7	6	0					
at Buf. (10/1)*	S	27	16	187	59.3	2	1	30	1/3	89.6	5	21	4.2	8	0					
at N.E. (10/8)	S	54	31	334	57.4	1	3	31	2/10	58.7	1	7	7.0	7	0					
at Sea. (10/15)*	S	30	20	281	66.7	1	0	39	1/1	107.8	1	0	0.0	0	0					
vs. N.E. (10/22)*	S	20	16	268	80.0	3	0	78†	0/0	158.3	0	0	0.0	—	0					
vs. Det. (10/29)*	S	33	22	288	66.7	3	2	31†	1/7	99.1	0	0	0.0	—	0					
at Chi. (11/5)	S	39	26	302	66.7	2	1	24	2/21	96.3	3	22	7.3	9	0					
vs. NYJ (11/12)*	S	35	21	210	60.0	1	0	22	0/0	86.6	4	2	0.5	5	0					
at G.B. (11/19)	S	44	25	294	56.8	3	1	34†	4/27	90.5	0	0	0.0	—	0					
vs. Mia. (11/26)	S	34	16	209	47.1	2	1	32	0/0	74.3	5	26	5.2	14	0					
at NYJ (12/3)	S	51	27	339	52.9	2	2	43†	3/13	70.6	1	0	0.0	0	0					
vs. Buf. (12/11)*	S	24	13	132	54.2	0	0	28	2/16	70.1	2	-2	-1.0	-1	0					
at Mia. (12/17)*	S	28	21	206	75.0	1	0	50†	1/11	107.1	3	20	6.7	11	1					
vs. Min. (12/24)*	S	36	25	283	69.4	4	1	52†	0/0	118.2	1	-1	-1.0	-1	0					
Regular Season Totals	16/16	571	357	4,413	62.5	33	15	78†	20/131	94.7	37	116	3.1	14	1					
at Mia. (12/30)‡	S	32	17	194	53.1	1	0	30	0/0	82	1	-2	-2.0	-2	0					
Postseason Totals	1/1	32	17	194	53.1	1	0	30	0/0	82	1	-2	-2.0	-2	0					
‡AFC Wild Card Game																				

2001 INDIANAPOLIS (6-10)													PASSING					RUSHING				
Opponent	P/S	Att.	Comp.	Yds.	Pct.	TD	INT	LG	S/Yds.	Rtg.	Att.	Yds.	Avg.	LG	TD							
at NYJ (9/9)*	S	32	22	231	68.8	2	2	21t	1/9	84.2	2	19	9.5	10	0							
vs. Buf. (9/23)*	S	29	23	421	79.3	4	2	60t	1/3	129.6	7	26	3.7	19	1							
at N.E. (9/30)	S	34	20	196	58.8	1	3	26	2/7	48.2	2	14	7.0	10t	1							
vs. Oak. (10/14)	S	41	26	241	63.4	2	2	28	1/7	75.4	1	2	2.0	2	0							
vs. N.E. (10/21)	S	34	22	335	64.7	1	0	68	4/30	106.9	2	1	0.5	1	0							
at K.C. (10/25)*	S	30	19	201	63.3	2	0	47t	3/22	105	2	5	2.5	6	0							
at Buf. (11/4)*	S	27	17	199	63.0	1	0	43	4/38	97.6	3	44	14.7	33t	1							
vs. Mia. (11/11)	S	33	20	253	60.6	3	2	45	3/29	89.6	1	5	5.0	5	0							
at N.O. (11/18)	S	28	18	262	64.3	1	1	86t	0/0	91.7	4	7	1.8	2	0							
vs. S.F. (11/25)	S	51	31	370	60.8	1	4	39	1/6	56.8	1	0	0.0	0	0							
at Bal. (12/2)	S	48	27	310	56.3	2	1	57t	3/47	81.1	1	9	9.0	9	0							
at Mia. (12/10)	S	32	19	173	59.4	0	3	17	1/3	35.0	1	5	5.0	5	0							
vs. Atl. (12/16)*	S	35	23	325	65.7	3	1	36	0/0	112.2	4	10	2.5	13	0							
vs. NYJ (12/23)	S	35	25	228	71.4	1	0	28t	2/7	98.3	1	7	7.0	7	0							
at Stl. (12/30)	S	28	15	195	53.6	0	1	36	2/17	60.9	1	1	1.0	1t	1							
vs. Den. (1/6)*	S	30	16	191	53.3	2	1	43t	1/7	81.4	2	2	1.0	3	0							
Regular Season Totals	16/16	547	343	4,131	62.7	26	23	86t	29/232	84.1	35	157	4.5	33t	4							

2002 INDIANAPOLIS (10-6)													PASSING					RUSHING				
Opponent	P/S	Att.	Comp.	Yds.	Pct.	TD	INT	LG	S/Yds.	Rtg.	Att.	Yds.	Avg.	LG	TD							
at Jac. (9/8)*	S	31	19	211	61.3	3	0	28	1/8	113.8	2	5	2.5	6	0							
vs. Mia. (9/15)	S	45	26	289	57.8	1	3	33	0/0	56.6	1	5	5.0	5	0							
at Hou. (9/22)*	S	28	21	272	75.0	2	0	43t	3/21	128.9	2	0	0.0	1	0							
vs. Cin. (10/6)*	S	34	21	224	61.8	2	1	69	0/0	88.4	2	10	5.0	11t	1							
vs. Bal. (10/13)*	S	40	30	284	75.0	1	1	39	5/27	92.1	2	17	8.5	9	0							
at Pit. (10/21)	S	48	32	304	66.7	1	3	41t	2/9	64.9	1	10	10.0	10	0							
at Was. (10/27)	S	32	21	214	65.6	2	2	21	3/19	79.4	1	1	1.0	1t	1							
vs. Ten. (11/3)	S	50	37	327	74.0	2	1	39	3/29	96.0	1	12	12.0	12	0							
at Phi. (11/10)*	S	23	18	319	78.3	3	0	57t	0/0	158.3	2	11	5.5	8	0							
vs. Dal. (11/17)*	S	38	29	252	76.3	2	1	31t	0/0	99.9	5	4	0.8	6	0							
at Den. (11/24)*	S	44	27	229	61.4	0	1	24	2/13	65.4	6	22	3.7	9	0							
vs. Hou. (12/1)*	S	28	15	190	53.6	1	0	35	0/0	86.9	3	-2	-0.7	0	0							
at Ten. (12/8)	S	42	26	297	61.9	1	3	49	1/0	61.3	2	10	5.0	5	0							
at Cle. (12/15)*	S	34	20	277	58.8	2	1	46	1/3	92.4	6	24	4.0	13	0							
vs. NYG (12/22)	S	46	30	365	65.2	3	2	40t	2/16	93.1	0	0	0.0	—	0							
vs. Jac. (12/29)*	S	28	20	146	71.4	1	0	17	0/0	95.2	2	19	9.5	11	0							
Regular Season Totals	16/16	591	392	4,200	66.3	27	19	69	23/145	88.8	38	148	3.9	13	2							
at NYJ (1/4) ^S	S	31	14	137	45.2	0	2	17	1/13	31.3	1	2	2.0	2	0							
Postseason Totals	1/1	31	14	137	45.2	0	2	17	1/13	31.3	1	2	2.0	2	0							

^SAFC Wild Card Game

2003 INDIANAPOLIS (12-4)													PASSING					RUSHING				
Opponent	P/S	Att.	Comp.	Yds.	Pct.	TD	INT	LG	S/Yds.	Rtg.	Att.	Yds.	Avg.	LG	TD							
at Cle. (9/7)*	S	43	27	211	62.8	0	2	18	1/7	55.5	0	0	0.0	—	0							
vs. Ten. (9/14)*	S	21	14	173	66.7	1	0	42	1/9	107.8	2	0	0.0	0	0							
vs. Jac. (9/21)*	S	33	21	216	63.6	2	1	36	0/0	90.0	3	-3	-1.0	-1	0							
at N.O. (9/28)*	S	25	20	314	80.0	6	0	79t	1/9	158.3	1	1	1.0	1	0							
at T.B. (10/6)*	S	47	34	386	72.3	2	1	52	1/5	101.9	0	0	0.0	—	0							
vs. Car. (10/12)	S	34	23	293	67.6	1	1	33	0/0	91.9	1	6	6.0	6	0							
vs. Hou. (10/26)*	S	30	22	269	73.3	3	0	57t	0/0	133.9	2	4	2.0	3	0							
at Mia. (11/2)*	S	37	23	266	62.2	1	1	51	4/25	81.6	3	-2	-0.7	0	0							
at Jac. (11/9)	S	45	28	347	62.2	2	2	70	0/0	82.4	0	0	0.0	—	0							
vs. NYJ (11/16)*	S	36	27	401	75.0	1	0	46t	1/8	120.3	2	-3	-1.5	-1	0							
at Buf. (11/23)*	S	42	26	229	61.9	0	0	35	1/6	76.4	2	-5	-2.5	-1	0							
vs. N.E. (11/30)	S	48	29	278	60.4	4	1	26t	2/6	95.7	2	1	0.5	1	0							
at Ten. (12/7)*	S	34	22	228	64.7	0	0	42	2/4	83.9	5	17	3.4	10	0							
vs. Atl. (12/14)*	S	30	25	290	83.3	5	0	37t	1/9	146.5	0	0	0.0	—	0							
vs. Den. (12/21)	S	23	12	146	52.2	0	0	63	2/10	72.0	2	5	2.5	5	0							
at Hou. (12/28)*	S	38	26	220	68.4	1	1	18	1/9	81.0	3	5	1.7	9	0							
Regular Season Totals	16/16	566	379	4,267	67.0	29	10	79t	18/107	99	28	26	0.9	10	0							
vs. Den. (1/4)* ^S	S	26	22	377	84.6	5	0	87t	0/0	158.3	1	0	0.0	0	0							
at K.C. (1/11)* [†]	S	30	22	304	73.3	3	0	38	1/12	138.8	1	-1	-1.0	-1	0							
at N.E. (1/18) [‡]	S	47	23	237	48.9	1	4	32	4/29	35.5	2	4	2.0	3	0							
Postseason Totals	3/3	103	67	918	65.0	9	4	87t	5/41	106.4	4	3	0.8	3	0							

^SAFC Wild Card Game; [†]AFC Divisional Playoff Game; [‡]AFC Championship Game

2004 INDIANAPOLIS (12-4)										PASSING				RUSHING				
Opponent	P/S	Att.	Comp.	Yds.	Pct.	TD	INT	LG	S/Yds.	Rtg.	Att.	Yds.	Avg.	LG	TD			
at N.E. (9/9)	S	29	16	256	55.2	2	1	64	1/12	93.5	2	18	9.0	19	0			
at Ten. (9/19)*	S	33	24	254	72.7	2	0	44	1/10	115.0	2	5	2.5	6	0			
vs. G.B. (9/26)*	S	40	28	393	70.0	5	0	36†	0/0	140.9	2	-2	-1.0	-1	0			
at Jac. (10/3)*	S	29	20	220	69.0	2	1	21	0/0	99.8	3	-3	-1.0	-1	0			
vs. Oak. (10/10)*	S	26	16	198	61.5	3	1	35†	1/10	107.5	2	0	0.0	1	0			
vs. Jac. (10/24)	S	39	27	368	69.2	3	0	39†	1/9	124.7	0	0	0.0	—	0			
at K.C. (10/31)	S	44	25	472	56.8	5	1	56	0/0	122.5	0	0	0.0	—	0			
vs. Min. (11/8)*	S	29	23	268	79.3	4	0	41	1/4	144.8	4	20	5.0	15	0			
vs. Hou. (11/14)*	S	27	18	320	66.7	5	2	80†	1/8	115.7	0	0	0.0	—	0			
at Chi. (11/21)*	S	28	17	211	60.7	4	1	35†	0/0	108.8	1	5	5.0	5	0			
at Det. (11/25)*	S	28	23	236	82.1	6	0	25†	0/0	141.4	1	4	4.0	4	0			
vs. Ten. (12/5)*	S	33	25	425	75.8	3	2	59	1/8	122.3	3	-3	-1.0	0	0			
at Hou. (12/12)*	S	33	26	298	78.8	2	0	34	2/17	124.5	2	-3	-1.5	-1	0			
vs. Bal. (12/19)*	S	33	20	249	60.6	1	0	31	0/0	94.1	2	-2	-1.0	-1	0			
vs. S.D. (12/26)*	S	44	27	383	61.4	2	1	35	4/23	95.2	1	-1	-1.0	-1	0			
at Den. (1/2)	S	2	1	6	50.0	0	0	6	0/0	56.3	0	0	0.0	—	0			
Regular Season Totals	16/16	497	336	4,557	67.6	49	10	80†	13/101	121.1	25	38	1.5	19	0			
vs. Den. (1/9)* [§]	S	33	27	458	81.8	4	1	49	1/4	145.7	1	1	1.0	1†	1			
at N.E. (1/16)†	S	42	27	238	64.3	0	1	18	1/8	69.3	1	7	7.0	7	0			
Postseason Totals	2/2	75	54	696	72.0	4	2	49	2/12	107.4	2	8	4.0	7	1			

†AFC Wild Card Game; †AFC Divisional Playoff Game

2005 INDIANAPOLIS (14-2)										PASSING				RUSHING				
Opponent	P/S	Att.	Comp.	Yds.	Pct.	TD	INT	LG	S/Yds.	Rtg.	Att.	Yds.	Avg.	LG	TD			
at Bal. (9/11)*	S	36	21	254	58.3	2	0	28†	0/0	98.6	3	-2	-0.7	0	0			
vs. Jac. (9/18)*	S	28	13	122	46.4	0	1	20	0/0	44.0	0	0	0.0	—	0			
vs. Cle. (9/25)*	S	23	19	228	82.6	0	1	51	0/0	89.9	3	-3	-1.0	-1	0			
at Ten. (10/2)*	S	27	20	264	74.1	4	0	25†	0/0	144.1	1	3	3.0	3	0			
at S.F. (10/9)*	S	31	23	255	74.2	1	2	21	1/10	82.1	0	0	0.0	—	0			
vs. Stl. (10/17)*	S	32	22	191	68.8	2	0	20	2/4	105.1	2	6	3.0	9	0			
at Hou. (10/23)*	S	27	21	237	77.8	2	1	31†	2/5	112.5	6	12	2.0	12	0			
at N.E. (11/7)*	S	37	28	321	75.7	3	1	48	0/0	117.1	3	24	8.0	12	0			
vs. Hou. (11/13)*	S	35	26	297	74.3	3	0	30†	1/4	127.9	3	4	1.3	5	0			
at Cin. (11/20)*	S	40	24	365	60.0	3	1	66†	1/6	104.7	4	-3	-0.8	0	0			
vs. Pit. (11/28)*	S	25	15	245	60.0	2	1	80†	2/6	102.9	0	0	0.0	—	0			
vs. Ten. (12/4)*	S	17	13	187	76.5	3	0	36	0/0	151.2	2	-1	-0.5	0	0			
at Jac. (12/11)*	S	36	24	324	66.7	2	0	65†	3/24	113.7	4	6	1.5	7	0			
vs. S.D. (12/18)	S	45	26	336	57.8	1	2	36	4/22	70.2	2	-1	-0.5	5	0			
at Sea. (12/24)	S	12	9	116	75.0	0	0	39	0/0	104.9	0	0	0.0	—	0			
vs. Ari. (1/1)*	S	2	1	5	50.0	0	0	5	1/0	56.3	0	0	0.0	—	0			
Regular Season Totals	16/16	453	305	3,747	67.3	28	10	80†	17/81	104.1	33	45	1.4	12	0			
vs. Pit. (1/15)†	S	38	22	290	57.9	1	0	50†	5/43	90.9	0	0	0.0	—	0			
Postseason Totals	1/1	38	22	290	57.9	1	0	50†	5/43	90.9	0	0	0.0	—	0			

†AFC Divisional Playoff Game

2006 INDIANAPOLIS (12-4)										PASSING				RUSHING				
Opponent	P/S	Att.	Comp.	Yds.	Pct.	TD	INT	LG	S/Yds.	Rtg.	Att.	Yds.	Avg.	LG	TD			
at NYG (9/10)*	S	41	25	276	61.0	1	1	34	1/4	78.9	0	0	0.0	—	0			
vs. Hou. (9/17)*	S	38	26	400	68.4	3	0	37	2/10	129.3	2	2	1.0	3	0			
vs. Jac. (9/24)*	S	31	14	219	45.2	1	0	38	2/10	79.9	3	0	0.0	2†	1			
at NYJ (10/1)*	S	30	21	217	70.0	1	0	41	2/25	101.7	1	1	1.0	1†	1			
vs. Ten. (10/8)*	S	31	20	166	64.5	2	1	23	0/0	86.2	1	8	8.0	8	0			
vs. Was. (10/22)*	S	35	25	342	71.4	4	0	51†	0/0	140.4	1	-1	-1.0	-1	0			
at Den. (10/29)*	S	39	32	345	82.1	3	0	28	0/0	129.2	1	-1	-1.0	-1	0			
at N.E. (11/5)*	S	36	20	326	55.6	2	1	44	3/25	93.1	3	-3	-1.0	-1	0			
vs. Buf. (11/12)*	S	39	27	236	69.2	1	0	23	0/0	93.5	2	-2	-1.0	-1	0			
at Dal. (11/19)	S	39	20	254	51.3	2	2	38	2/7	67.7	1	8	8.0	8	0			
vs. Phi. (11/26)*	S	20	14	183	70.0	1	1	38	0/0	94.4	2	-2	-1.0	-1	0			
at Ten. (12/3)	S	28	21	351	75.0	1	2	68†	0/0	98.8	1	5	5.0	5	0			
at Jac. (12/10)	S	50	25	313	50.0	0	1	42	1/5	61.5	1	1	1.0	1†	1			
vs. Cin. (12/18)*	S	36	29	282	80.6	4	0	22	1/0	136.3	2	10	5.0	12	0			
at Hou. (12/24)	S	27	21	205	77.8	3	0	37†	0/0	135.3	1	-1	-1.0	-1	0			
vs. Mia. (12/31)*	S	37	22	282	59.5	2	0	36	0/0	101.4	1	11	11.0	11†	1			
Regular Season Totals	16/16	557	362	4,397	65.0	31	9	68†	14/86	101.0	23	36	1.6	12	4			
vs. K.C. (1/6)* [§]	S	38	30	268	78.9	1	3	42	1/5	71.9	2	-2	-1	-1	0			
at Bal. (1/13)* [†]	S	30	15	170	50.0	0	2	27	1/9	39.6	3	5	1.7	7	0			
vs. N.E. (1/21)* [‡]	S	47	27	349	57.4	1	1	52	3/19	79.1	2	0	0.0	1†	1			
vs. Chi. (2/4)* [§]	S	38	25	247	65.8	1	1	53†	1/8	81.8	1	0	0.0	0	0			
Postseason Totals	4/4	153	97	1,034	63.4	3	7	53†	6/41	70.5	8	3	0.4	7	1			

†AFC Wild Card Game; †AFC Divisional Playoff Game; ‡AFC Championship Game; §Super Bowl XLI

2007 INDIANAPOLIS (13-3)															
PASSING										RUSHING					
Opponent	P/S	Att.	Comp.	Yds.	Pct.	TD	INT	LG	S/Yds.	Rtg.	Att.	Yds.	Avg.	LG	TD
vs. N.O. (9/6)*	S	30	18	288	60.0	3	0	45†	0/0	125.4	0	0	0.0	—	0
at Ten. (9/16)*	S	42	28	312	66.7	1	1	37	2/12	86.6	1	-2	-2.0	-2	0
at Hou. (9/23)*	S	29	20	273	69.0	1	0	64	1/3	110.3	0	0	0.0	—	0
vs. Den. (9/30)*	S	27	20	193	74.1	3	0	27	0/0	130.6	4	-3	-0.8	1†	1
vs. T.B. (10/7)*	S	37	29	253	78.4	2	1	21	0/0	101.9	2	-2	-1.0	-1	0
at Jac. (10/22)*	S	37	23	259	62.2	1	1	35†	2/16	80.8	2	0	0.0	1†	1
at Car. (10/28)*	S	30	14	255	46.7	2	0	59†	0/0	98.6	0	0	0.0	—	0
vs. N.E. (11/4)	S	27	16	225	59.3	1	1	73†	3/15	83.1	1	1	1.0	1†	1
at S.D. (11/11)*	S	56	34	328	60.0	2	6	39	2/17	49.4	0	0	0.0	—	0
vs. K.C. (11/18)*	S	32	16	163	50.0	0	1	38	2/13	52.0	4	-3	-0.8	1	0
at Atl. (11/22)*	S	32	22	272	68.8	3	1	35	4/25	113.0	0	0	0.0	—	0
vs. Jac. (12/2)*	S	29	20	288	69.0	4	1	48†	1/9	126.1	3	2	0.7	4	0
at Bal. (12/9)*	S	17	13	249	76.5	4	0	57†	0/0	157.5	0	0	0.0	—	0
at Oak. (12/16)*	S	39	22	276	56.4	1	1	31	3/12	76.4	2	3	1.5	4	0
vs. Hou. (12/23)*	S	35	28	311	80.0	3	0	42	1/2	132.3	1	-1	-1.0	-1	0
vs. Ten. (12/30)	S	16	14	95	87.5	0	0	18	0/0	91.4	0	0	0.0	—	0
Regular Season Totals	16/16	515	337	4,040	65.4	31	14	73†	21/124	98.0	20	-5	-0.3	4	3
vs. S.D. (1/13)†	S	48	33	402	68.8	3	2	55†	0/0	97.7	1	-6	-6.0	-6	0
Postseason Totals	1/1	48	33	402	68.8	3	2	55†	0/0	97.7	1	-6	-6.0	-6	0

†AFC Divisional Playoff Game

2008 INDIANAPOLIS (12-4)															
PASSING										RUSHING					
Opponent	P/S	Att.	Comp.	Yds.	Pct.	TD	INT	LG	S/Yds.	Rtg.	Att.	Yds.	Avg.	LG	TD
vs. Chi. (9/7)	S	49	30	257	61.2	1	0	20	2/17	81.8	0	0	0.0	—	0
at Min. (9/14)*	S	42	26	311	61.9	1	2	75	2/15	72.6	2	0	0.0	0	0
vs. Jac. (9/21)	S	29	15	216	51.7	1	2	40	1/5	59.0	1	12	12.0	12	0
at Hou. (10/5)*	S	34	25	247	73.5	2	1	36	2/12	101.0	4	8	2.0	11	0
vs. Bal. (10/12)*	S	28	19	271	67.9	3	0	67†	2/13	134.7	2	-2	-1.0	-1	0
at G.B. (10/19)	S	42	21	229	50.0	0	2	34	0/0	46.6	1	-1	-1.0	-1	0
at Ten. (10/27)	S	41	26	223	63.4	2	2	26	0/0	73.5	1	1	1.0	1†	1
vs. N.E. (11/2)*	S	29	21	254	72.4	2	0	26	0/0	121.9	0	0	0.0	—	0
at Pit. (11/9)*	S	40	21	240	52.5	3	0	65†	2/12	95.8	0	0	0.0	—	0
vs. Hou. (11/16)*	S	46	30	320	65.2	2	0	28	0/0	99.9	2	1	0.5	2	0
at S.D. (11/23)*	S	44	32	255	72.7	2	1	29	1/5	92.5	0	0	0.0	—	0
at Cle. (11/30)*	S	21	15	125	71.4	0	2	17	0/0	46.8	3	-2	-0.7	0	0
vs. Cin. (12/7)*	S	32	26	277	81.3	3	0	67	0/0	134.0	0	0	0.0	—	0
vs. Det. (12/14)*	S	37	28	318	75.7	1	0	39	1/3	110.0	2	3	1.5	4	0
at Jac. (12/18)*	S	34	29	364	85.3	3	0	41†	0/0	140.7	2	1	0.5	1	0
vs. Ten. (12/28)*	S	7	7	95	100.0	1	0	55†	1/4	158.3	0	0	0.0	—	0
Regular Season Totals	16/16	555	371	4,002	66.8	27	12	75	14/86	95.0	20	21	1.1	12	1
at S.D. (1/3)§	S	42	25	310	59.5	1	0	72†	1/8	90.4	1	-1	-1.0	-1	0
Postseason Totals	1/1	42	25	310	59.5	1	0	72†	1/8	90.4	1	-1	-1.0	-1	0

§AFC Wild Card Game

2009 INDIANAPOLIS (14-2)															
PASSING										RUSHING					
Opponent	P/S	Att.	Comp.	Yds.	Pct.	TD	INT	LG	S/Yds.	Rtg.	Att.	Yds.	Avg.	LG	TD
vs. Jac. (9/13)*	S	38	28	301	73.7	1	1	39	1/7	94.3	3	-4	-1.3	-1	0
at Mia. (9/21)*	S	23	14	303	60.9	2	0	80†	1/8	133.9	1	3	3.0	3	0
at Ari. (9/27)*	S	35	24	379	68.6	4	1	72	0/0	130.5	2	-1	-0.5	0	0
vs. Sea. (10/4)*	S	41	31	353	75.6	2	1	35	0/0	107.1	1	-1	-1.0	-1	0
at Ten. (10/11)*	S	44	36	309	81.8	3	1	39†	0/0	109.2	0	0	0.0	—	0
at Stl. (10/25)*	S	34	23	235	67.6	3	0	27†	0/0	116.7	1	-1	-1.0	-1	0
vs. S.F. (11/1)*	S	48	31	347	64.6	0	0	40	3/20	86.0	0	0	0.0	—	0
vs. Hou. (11/8)*	S	50	34	318	68.0	1	1	26	2/12	83.6	1	2	2.0	2	0
vs. N.E. (11/15)*	S	44	28	327	63.6	4	2	29†	1/11	97.4	0	0	0.0	—	0
at Bal. (11/22)*	S	31	22	299	71.0	1	2	66	0/0	85.3	1	-1	-1.0	-1	0
at Hou. (11/29)*	S	35	27	244	77.1	3	2	31	2/16	100.2	1	-2	-2.0	-2	0
vs. Ten. (12/6)*	S	37	24	270	64.9	1	0	36	0/0	95.6	2	-2	-1.0	-1	0
vs. Den. (12/13)*	S	42	20	220	47.6	4	3	29	0/0	65.6	3	-3	-1.0	-1	0
at Jac. (12/17)*	S	30	23	308	76.7	4	1	65†	0/0	134.4	3	-3	-1.0	-1	0
vs. NYJ (12/27)	S	21	14	192	66.7	0	0	29	0/0	95.7	0	0	0.0	—	0
at Buf. (1/3)	S	18	14	95	77.8	0	1	17	0/0	65.5	0	0	0.0	—	0
Regular Season Totals	16/16	571	393	4,500	68.8	33	16	80†	10/74	99.9	19	-13	-0.7	3	0
vs. Bal. (1/16)*†	S	44	30	246	68.2	2	1	20	2/13	87.9	2	-2	-1	-1	0
vs. NYJ (1/24)*#	S	39	26	377	66.7	3	0	46	2/17	123.6	1	0	0.0	0	0
vs. N.O. (2/7)§	S	45	31	333	68.9	1	1	40	0/0	88.5	0	0	0.0	—	0
Postseason Totals	3/3	128	87	956	68.0	6	2	46	4/30	99.0	3	-2	-0.7	0	0

†AFC Divisional Playoff Game; #AFC Championship Game; §Super Bowl XLIV

2010 INDIANAPOLIS (10-6)										PASSING					RUSHING				
Opponent	P/S	Att.	Comp.	Yds.	Pct.	TD	INT	LG	S/Yds.	Rtg.	Att.	Yds.	Avg.	LG	TD				
at Hou. (9/12)	S	57	40	433	70.2	3	0	73t	2/14	109.8	0	0	0.0	—	0				
vs. NYG (9/19)*	S	26	20	255	76.9	3	0	50t	1/5	145.5	3	-3	-1.0	-1	0				
at Den. (9/26)*	S	43	27	325	62.8	3	0	48	0/0	109.2	2	-1	-0.5	0	0				
at Jac. (10/3)	S	46	33	352	71.7	2	1	42	1/4	99.2	1	-1	-1.0	-1	0				
vs. K.C. (10/10)*	S	44	26	244	59.1	0	1	24	1/0	65.0	3	-3	-1.0	-1	0				
at Was. (10/17)*	S	38	25	307	65.8	2	0	57t	1/8	108.1	1	-1	-1.0	-1	0				
vs. Hou. (11/1)*	S	45	26	268	57.8	2	0	34	1/9	89.9	4	3	0.8	6	0				
at Phi. (11/7)	S	51	31	294	60.8	1	2	33	3/18	67.0	0	0	0.0	—	0				
vs. Cin. (11/14)*	S	36	20	185	55.6	0	0	20	2/5	69.8	0	0	0.0	—	0				
at N.E. (11/21)	S	52	38	396	73.1	4	3	28	0/0	96.3	0	0	0.0	—	0				
vs. S.D. (11/28)	S	48	31	285	64.6	2	4	30	1/6	59.8	0	0	0.0	—	0				
vs. Dal. (12/5)	S	48	36	365	75.0	2	4	40	0/0	75.4	1	-1	-1.0	-1	0				
at Ten. (12/9)*	S	35	25	319	71.4	2	0	50	1/7	118.6	0	0	0.0	—	0				
vs. Jac. (12/19)*	S	39	29	229	74.4	2	0	27t	1/8	105.6	0	0	0.0	—	0				
at Oak. (12/26)*	S	30	16	179	53.3	3	2	20	0/0	76.9	3	25	8.3	27	0				
vs. Ten. (1/2)*	S	41	27	264	65.9	2	0	30t	1/7	100.1	0	0	0.0	—	0				
Regular Season Totals	16/16	679	450	4,700	66.3	33	17	73t	16/91	91.9	18	18	1.0	27	0				
vs. NYJ (1/8) [§]	S	26	18	225	69.2	1	0	57t	1/6	108.7	0	0	0.0	—	0				

Postseason Totals 1/1 26 18 225 69.2 1 0 57t 1/6 108.7 0 0 0.0 — 0
[§]AFC Wild Card Game

2011 INDIANAPOLIS (2-14)										PASSING					RUSHING				
Opponent	P/S	Att.	Comp.	Yds.	Pct.	TD	INT	LG	S/Yds.	Rtg.	Att.	Yds.	Avg.	LG	TD				
Games 1-16																			
INACTIVE																			

2012 DENVER (13-3)										PASSING					RUSHING				
Opponent	P/S	Att.	Comp.	Yds.	Pct.	TD	INT	LG	S/Yds.	Rtg.	Att.	Yds.	Avg.	LG	TD				
vs. Pit. (9/9)*	S	26	19	253	73.1	2	0	71t	2/13	129.2	4	3	0.8	7	0				
at Atl. (9/17)	S	37	24	241	64.9	1	3	18	3/23	58.5	1	-1	-1.0	-1	0				
vs. Hou. (9/23)	S	52	26	330	50.2	2	0	38t	3/14	83.0	0	0	0.0	—	0				
vs. Oak. (9/30)*	S	38	30	338	78.9	3	0	40	0/0	130.0	1	-1	-1.0	-1	0				
at N.E. (10/7)	S	44	31	337	70.5	3	0	43	2/13	115.4	2	9	4.5	10	0				
at S.D. (10/15)*	S	30	24	309	80.0	3	1	55	0/0	129.0	3	-3	-1.0	-1	0				
vs. N.O. (10/28)*	S	30	22	305	73.3	3	0	41	0/0	138.9	1	4	4.0	4	0				
at Cin. (11/4)*	S	35	27	291	77.1	3	2	45	0/0	105.8	2	-2	-1.0	-1	0				
at Car. (11/11)*	S	38	27	301	71.1	1	0	46	1/6	103.1	3	4	1.3	6	0				
vs. S.D. (11/18)*	S	42	25	270	62.5	3	1	31t	3/17	92.4	0	0	0.0	—	0				
at K.C. (11/25)*	S	37	22	285	59.5	2	1	31	2/12	90.5	1	1	1.0	1	0				
vs. T.B. (12/2)*	S	38	27	242	71.1	3	1	28	0/0	103.2	2	-5	-2.5	—	0				
at Oak. (12/6)*	S	36	26	310	72.2	1	1	29	3/22	95.8	3	-3	-1.0	-1	0				
at Bal. (12/16)*	S	28	17	204	60.7	1	0	51t	2/17	94.9	0	0	0.0	—	0				
vs. Cle. (12/23)*	S	43	30	339	69.8	3	1	36	0/0	106.6	0	0	0.0	—	0				
vs. K.C. (12/30)*	S	29	23	304	79.3	3	0	36	0/0	144.8	0	0	0.0	—	0				
Regular Season Totals	16/16	583	400	4,659	68.6	37	11	71t	21/137	105.8	23	6	0.3	10	0				
vs. Bal. (1/12) [†]	S	43	28	290	65.1	3	2	32	3/17	88.3	1	-1	-1.0	-1	0				

Postseason Totals 1/1 43 28 290 65.1 3 2 32 3/17 88.3 1 -1 -1.0 -1 0
[†]AFC Divisional Playoff Game

2013 DENVER (13-3)										PASSING					RUSHING				
Opponent	P/S	Att.	Comp.	Yds.	Pct.	TD	INT	LG	S/Yds.	Rtg.	Att.	Yds.	Avg.	LG	TD				
vs. Bal. (9/5)*	S	42	27	462	64.3	7	0	78t	3/17	141.1	2	-2	-1.0	-1	0				
at NYG (9/15)*	S	43	30	307	69.8	2	0	36	0/0	105.5	3	-3	-1.0	-1	0				
vs. Oak. (9/23)*	S	37	32	374	86.5	3	0	61	1/2	135.8	3	-2	-0.7	0	0				
vs. Phi. (9/29)*	S	34	28	327	82.4	4	0	52	1/6	146.0	0	0	0.0	—	0				
at Dal. (10/6)*	S	42	33	414	75.8	4	1	57	0/0	129.6	4	-8	-2.0	1t	1				
vs. Jac. (10/13)*	S	42	28	295	66.7	2	1	42	0/0	92.9	5	-7	-1.4	0	0				
at Ind. (10/20)	S	49	29	386	59.2	3	1	49	4/21	96.1	1	-1	-1.0	-1	0				
vs. Was. (10/27)*	S	44	30	354	68.2	4	3	35t	2/15	94.3	4	-3	-0.8	0	0				
at S.D. (11/10)*	S	36	25	330	69.4	4	0	74t	2/17	135.2	2	-1	-0.5	0	0				
vs. K.C. (11/17)*	S	40	24	323	60.0	1	0	70	0/0	94.1	1	0	0.0	0	0				
at N.E. (11/24)	S	36	19	150	52.8	2	1	31	2/18	70.4	1	0	0.0	0	0				
at K.C. (12/1)*	S	35	22	403	62.9	5	2	77	0/0	118.2	3	-3	-1.0	-1	0				
vs. Ten. (12/8)*	S	59	39	397	66.1	4	0	38	0/0	107.8	3	-1	-0.3	0	0				
vs. S.D. (12/12)*	S	41	27	289	65.9	2	1	22	1/12	92.4	0	0	0.0	—	0				
at Hou. (12/22)*	S	51	32	400	62.7	4	0	36t	1/3	113.2	0	0	0.0	—	0				
at Oak. (12/29)*	S	28	25	266	89.3	4	0	63t	1/9	145.8	0	0	0.0	—	0				
Regular Season Totals	16/16	659	450	5,477	68.3	55	10	78t	18/120	115.1	32	-31	-1.0	1t	1				
vs. S.D. (1/12) [†]	S	36	25	230	69.4	2	1	21	0/0	93.5	1	-1	-1.0	-1	0				
vs. N.E. (1/19) [#]	S	43	32	400	74.4	2	0	37	0/0	118.4	1	-1	-1.0	-1	0				
vs. Sea. (1/19) [§]	S	49	34	280	69.4	1	2	23	1/1	73.5	1	0	0.0	0	0				
Postseason Totals	3/3	128	91	910	71.1	5	3	37	1/1	94.2	3	-2	-0.7	0	0				

[†]AFC Divisional Playoff Game; [#]AFC Championship Game; [§]Super Bowl XLVIII

PEYTON MANNING'S NFL SPLITS

Regular Season Only

	Gms.	W	L	Att.	Cmp.	Pct.	Yds.	TD	INT	LG	S/Yds.	Rtg.
Denver	8	6	2	250	155	62.0	1,655	15	5	63	5/30	93.0
Kansas City	10	9	1	356	220	61.8	2,958	20	8	77	12/87	97.6
Oakland	9	7	2	323	226	70.0	2,549	23	9	63t	12/78	105.4
San Diego	11	7	4	463	292	63.1	3,326	24	19	74t	18/119	84.8
AFC West	38	29	9	1,392	893	64.2	10,488	82	41	77	47/134	94.3
Buffalo	11	7	4	338	209	61.8	2,345	13	10	60t	9/66	83.0
Miami	12	5	7	401	244	60.8	2,957	18	18	80t	18/134	79.8
New England	18	6	12	666	419	62.9	4,878	41	24	78t	25/170	90.5
N.Y. Jets	11	7	4	394	247	62.7	2,695	13	11	46t	13/85	82.2
AFC East	52	25	27	1,799	1,119	62.2	12,875	85	63	80t	65/455	84.9
Baltimore	10	8	2	345	223	64.6	2,939	25	5	78t	17/134	109.6
Cincinnati	8	8	0	272	181	66.5	2,118	20	5	69	5/17	106.8
Cleveland	6	6	0	207	138	66.7	1,456	5	7	51	2/10	80.9
Pittsburgh	4	3	1	139	87	62.6	1,042	8	4	80t	8/40	92.7
AFC North	28	25	3	963	629	65.3	7,555	58	21	80t	32/201	100.2
Houston	20	17	3	745	510	68.5	5,852	48	8	80t	27/159	108.9
Indianapolis	1	0	1	49	29	59.2	386	3	1	49	4/21	96.1
Jacksonville	20	15	5	710	462	65.1	5,538	40	14	76t	15/105	99.4
Tennessee	19	14	5	638	448	70.2	4,956	35	13	68t	14/90	102.8
AFC South	60	46	14	2,142	1,449	67.6	16,732	126	36	80t	60/375	103.6
AFC Totals	178	125	53	6,296	4,090	65.0	47,650	351	161	80t	204/1,345	95.7
Arizona	2	2	0	37	25	67.6	384	4	1	72	1/0	126.4
St. Louis	3	2	1	94	60	63.8	621	5	1	36	4/21	96.1
San Francisco	4	2	2	160	103	64.4	1,203	5	6	61t	6/36	81.8
Seattle*	4	2	2	122	83	68.0	1,085	4	2	53	3/6	99.9
NFC West	13	8	5	413	271	65.6	3,293	18	10	72	14/63	94.4
Dallas	5	3	2	201	140	69.7	1,598	11	8	57	3/20	94.9
N.Y. Giants	5	4	1	191	125	65.4	1,440	11	4	57t	4/25	98.5
Philadelphia	5	4	1	154	107	69.5	1,358	12	3	80t	5/32	114.6
Washington	5	4	1	186	124	66.7	1,515	14	6	57t	7/49	103.2
NFC East	20	15	5	732	496	67.8	5,911	48	21	80t	19/126	102.1
Chicago	3	1	2	116	73	62.9	770	7	2	35t	4/38	95.1
Detroit	3	3	0	98	73	74.5	842	10	2	39	2/10	125.5
Green Bay	3	1	2	126	74	58.7	916	8	3	36t	4/27	92.6
Minnesota	3	3	0	107	74	69.2	862	9	3	75	3/19	109.6
NFC North	12	8	4	447	294	65.8	3,390	34	10	75	13/94	104.5
Atlanta	5	3	2	161	113	70.2	1,287	14	7	37t	8/57	104.7
Carolina	4	2	2	136	81	59.6	1,074	5	3	59t	6/24	87.7
New Orleans	5	3	2	145	97	66.9	1,478	14	4	86t	5/26	121.0
Tampa Bay	3	3	0	122	90	73.8	881	7	3	52	1/5	102.5
NFC South	17	11	6	564	381	67.6	4,720	40	17	86t	20/112	101.7
NFC Totals	62	42	20	2,156	1,442	66.9	17,314	140	58	86t	66/395	100.6
NFL Totals	240	167	73	8,452	5,532	65.5	64,964	491	219	86t	270/1,740	97.2
Home	120	90	30	4,179	2,752	65.9	32,577	255	97	80t	129/789	100.1
Road	120	77	43	4,273	2,780	65.1	32,387	236	122	86t	141/951	94.4
Wins	167	167	0	5,665	3,823	67.5	45,525	373	103	80t	161/1,049	106.2
Losses	73	0	73	2,787	1,709	61.3	19,439	118	116	86t	109/691	79.0
Grass	98	68	30	3,567	2,356	66.0	27,432	207	93	80t	114/761	97.6
Turf	144	100	44	4,885	3,176	65.0	37,532	284	126	86t	156/979	96.9
Outdoors	127	88	39	4,644	3,033	65.3	35,224	256	118	80t	148/996	95.9
Domes	113	79	34	3,808	2,499	65.6	29,740	235	101	86t	122/744	98.8
Sundays	211	145	66	7,477	4,861	65.0	56,824	420	198	86t	234/1,518	95.6
Monday	17	13	4	596	407	68.3	4,719	36	16	80t	20/105	100.9
Thursday	11	9	2	367	255	69.5	3,305	35	5	78t	16/117	123.6
Saturday	1	0	1	12	9	75.0	116	0	0	39	0/0	104.9
September	50	36	14	1,778	1,152	64.8	14,397	107	46	80t	58/366	99.1
October	55	38	16	1,921	1,282	66.7	15,005	118	48	78t	55/334	100.3
November	64	44	20	2,402	1,536	63.9	17,279	131	73	86t	86/597	90.9
December	66	46	20	2,229	1,485	66.6	17,559	131	50	77	68/429	100.7
January	6	3	3	122	77	63.1	724	4	2	43t	3/14	83.5

*Includes two games prior to the 2002 season when Seattle was in the AFC



BRANDON MARSHALL 54

LINEBACKER

6-1 • 238 • 3RD Yr. • NEVADA

BORN: Sept. 10, 1989, in Las Vegas

HIGH SCHOOL: Cimarron-Memorial High School, Las Vegas

ACQUIRED: Free Agent, 2013

NFL YEAR: 3rd • YEAR WITH BRONCOS: 2nd

NFL GAMES PLAYED/STARTED: 5/0 • POSTSEASON GP/GS: 3/0



MARSHALL AT A GLANCE:

- A third-year linebacker who played five career regular-season games and three playoff contests during his first two NFL seasons with Jacksonville (2012) and Denver (2013).
- Spent the majority of the 2013 season on the Broncos' practice squad before being elevated to the active roster and appearing in Denver's final four games of the year (1 reg. season, 3 postseason).
- Saw action in five games for the Jaguars as a rookie in 2012 and contributed three special-teams tackles for the club.
- Totaled 259 career tackles, including 40 stops for a loss, as a four-year starter at the University of Nevada.
- Joined the Broncos as a practice-squad signee on Sept. 2, 2013.
- Selected by Jacksonville in the fifth round (142nd overall) of the 2012 NFL Draft.

CAREER TRANSACTIONS: Signed by Jacksonville as a draft choice 6/5/12; Waived by Jacksonville 10/27/12; Signed by Jacksonville 10/30/12; Waived by Jacksonville 11/1/12; Signed by Jacksonville (practice squad) 11/5/12; Signed by Jacksonville (active roster) 12/18/12; Waived by Jacksonville 8/30/13; Signed by Denver (practice squad) 9/2/13; Signed by Denver (active roster) 12/24/13.



2013: Marshall spent the first 16 weeks of the 2013 season on Denver's practice squad after being waived by Jacksonville at the conclusion of training camp... Signed to the Broncos' active roster Dec. 24... Appeared in Denver's regular-season finale as well as all three playoff contests... Made his first career defensive tackle to go along with a special-teams stop at Oak. (12/29)... Contributed a special-teams tackle in Super Bowl XLVIII vs. Sea. (2/2).

2012: Selected by Jacksonville in the fifth round (142nd overall) of the 2012 NFL Draft, Marshall saw action in four of the team's first six games as a rookie before splitting time on the Jaguars' practice squad and active roster during the second half of the season... Posted three special-teams tackles.

COLLEGE: Marshall recorded 259 tackles (145 solo), 40 tackles for a loss, six sacks, three interceptions, seven fumble recoveries and three forced fumbles as a four-year starter at the University of Nevada... Made 102 tackles with 10 tackles for a loss as a senior to earn second-team All-Western Athletic Conference honors from Phil Steele Publications.

PERSONAL: Marshall played linebacker, running back and tight end at Cimarron-Memorial High School in Las Vegas, earning first-team All-Sunset Conference and second-team all-state as a senior... Finished his prep career with 68 tackles, 13 sacks, 57 quarterback pressures, four fumble recoveries and 10 offensive touchdowns... Brandon Markieth Marshall was born on Sept 10, 1989, in Las Vegas.

MARSHALL'S REGULAR SEASON RECORD

Year	Club	G	S	UT	A	TT	S-Yds.	I-Yds.	PD	FF	FR	TD-Int.	TD-FR	S	Pts.
2012	Jacksonville	5	0	0	0	0	0-0	0-0	0	0	0	0	0	0	0
2013	Denver	1	0	1	0	1	0-0	0-0	0	0	0	0	0	0	0
CAREER TOTALS		6	0	1	0	1	0-0	0-0	0	0	0	0	0	0	0

ADDITIONAL STATISTICS: Special teams tackles — 2012 (3), 2013 (1), TOTAL (4).

MARSHALL'S POSTSEASON RECORD

Year	Club	G	S	UT	A	TT	S-Yds.	I-Yds.	PD	FF	FR	TD-Int.	TD-FR	S	Pts.
2013	Denver	3	0	0	0	0	0-0	0-0	0	0	0	0	0	0	0
CAREER TOTALS		3	0	0	0	0	0-0	0-0	0	0	0	0	0	0	0

ADDITIONAL STATISTICS: Special teams tackles — 2013 (1), TOTAL (1).

BRANDON MARSHALL'S CAREER GAME-BY-GAME

(Victories asterisked)

2012 JACKSONVILLE (2-14)		TACKLES								
Date	Opponent	P/S	UT	A	TT	S-Yds.	I-Yds.	PD	FF	FR
Sep 9	at Minnesota	P	0	0	0	0-0	0-0	0	0	0
Sep 16	vs. Houston	P	0	0	0	0-0	0-0	0	0	0
Sep 23	at Indianapolis*	P	0	0	0	0-0	0-0	0	0	0
Sep 30	vs. Cincinnati			INACTIVE						
Oct 7	vs. Chicago	P	0	0	0	0-0	0-0	0	0	0
Oct 21	at Oakland			INACTIVE						
Games 9-14						WAIVED BY JACKSONVILLE ON NOV. 1 / SIGNED TO JACKSONVILLE'S PRACTICE SQUAD ON NOV. 5				
Dec 23	vs. New England			INACTIVE						
Dec 30	at Tennessee	P	0	0	0	0-0	0-0	0	0	0
Regular Season Totals			5/0	0	0	0-0	0-0	0	0	0
2013 DENVER (13-3)		TACKLES								
Date	Opponent	P/S	UT	A	TT	S-Yds.	I-Yds.	PD	FF	FR
Games 1-15				PRACTICE SQUAD						
Dec 29	at Oakland*	P	1	0	1	0-0	0-0	0	0	0
Regular Season Totals		1/0	1	0	1	0-0	0-0	0	0	0
Jan 12	vs. San Diego*†	P	0	0	0	0-0	0-0	0	0	0
Jan 19	vs. New England*‡	P	0	0	0	0-0	0-0	0	0	0
Feb 2	vs. Seattle§	P	0	0	0	0-0	0-0	0	0	0
Postseason Totals		3/0	0	0	0	0-0	0-0	0	0	0

†AFC Divisional Playoff Game; ‡AFC Championship Game; §Super Bowl XLVIII



LERENTEE McCRAY

55

LINEBACKER

6-3 • 249 • 2ND YR. • FLORIDA

BORN: Aug. 26, 1990, in Ocala, Fla.

HIGH SCHOOL: Dunnellon High School, Ocala, Fla.

ACQUIRED: College Free Agent, 2013

NFL YEAR: 2nd • **YEAR WITH BRONCOS:** 2nd

NFL GAMES PLAYED/STARTED: 0/0



McCRAY AT A GLANCE:

- A second-year linebacker who spent his rookie season with Denver on injured reserve after hurting his ankle during the club's preseason finale.
- Appeared in all four preseason contests (1 start) for the Broncos in 2013 and tied for the team lead with a pair of sacks (16 yds.) to go along with eight tackles (5 solo) and one forced fumble.
- Saw action in 42 games (17 starts) for the University of Florida and tallied 65 tackles (40 solo), 4.5 sacks (25 yds.), one interception (25 yds.), five passes defended, three forced fumbles and one fumble recovery.
- Opened all 12 games as a senior for the Gators and collected 25 tackles, three sacks, one interception and one forced fumble.
- Entered the NFL with Denver as a college free agent on April 30, 2013.

CAREER TRANSACTIONS: Signed by Denver as a college free agent 4/30/13; Placed on injured reserve (ankle) by Denver 8/31/13.



2013: McCray, who entered the NFL with the Broncos as a college free agent, spent his rookie year on injured reserve after hurting his ankle in Denver's preseason finale.

COLLEGE: McCray appeared in 42 games (17 starts) for the University of Florida and totaled 65 tackles (40 solo), 4.5 sacks (25 yds.), one interception (25 yds.), five passes defended, three forced fumbles and one fumble recovery... Started all 12 games as a senior for the Gators and tallied 25 tackles, three sacks, one interception and one forced fumble.

PERSONAL: Starred as a two-way player for Dunnellon High School in Ocala, Fla., where he collected 118 tackles and nine sacks on defense and 500 rushing yards to go along with 11 touchdowns on offense as a senior to earn first-team Class 3A all-state honors... Lerentee McCray was born on Aug. 26, 1990.

MCCRAY'S REGULAR SEASON RECORD

Year	Club	G	S	UT	A	TT	S-Yds.	I-Yds.	PD	FF	FR	TD-Int.	TD-FR	S	Pts.
2013	Denver														
CAREER TOTALS		0	0	0	0	0	0-0	0-0	0	0	0	0	0	0	0



RYAN MILLER

73

OFFENSIVE GUARD

6-7 • 320 • 2ND YR. • COLORADO

BORN: July 6, 1989, in Littleton, Colo.

HIGH SCHOOL: Columbine High School, Littleton, Colo.

ACQUIRED: Free Agent, 2014

NFL YEAR: 2nd • YEAR WITH BRONCOS: 1st

NFL GAMES PLAYED/STARTED: 8/0



MILLER AT A GLANCE:

- A second-year offensive guard who appeared in eight games with Cleveland in 2012 before spending the 2013 season out of football.
- Lettered five times at the University of Colorado and set a school record with 48 career starts for the Buffaloes.
- Named a second-team All-American offensive lineman by the Walter Camp Football Foundation following his senior season for Colorado in 2011.
- Joined the Broncos as a free agent on Dec. 31, 2013.
- Selected by Cleveland in the fifth round (160th overall) of the 2012 NFL Draft.

CAREER TRANSACTIONS: Signed by Cleveland as a draft choice 5/12/12; Waived by Cleveland 8/27/13; Signed by Denver to a future contract 12/31/13.



2013: Miller competed with Cleveland in training camp before being waived by the club on Aug. 27.

2012: Selected by Cleveland in the fifth round (160th overall) of the 2012 NFL Draft, Miller appeared in eight games for the Browns as a reserve... Made his NFL debut on special teams in the team's opener vs. Phi. (9/9)... Saw extended playing time at right guard in the regular-season finale at Pit. (12/30).

COLLEGE: Miller started a school-record 48 games for the University of Colorado and earned five letters during his career... Recognized as a second-team All-American by the Walter Camp Football Foundation after his senior year in 2011... Missed just two offensive snaps over his final three seasons with the Buffaloes... Earned a medical redshirt in 2008 after suffering a broken fibula in the fourth game of the season.

PERSONAL: Miller was named Colorado's Gatorade Player of the Year as a senior at Columbine High School in Littleton, Colo., where he led the Rebels to the Class 5A State Championship... Ryan Miller was born on July 6, 1989.

MILLER'S REGULAR SEASON RECORD

Year	Club	G	S
2012	Cleveland	8	0
CAREER TOTALS		8	0



VON MILLER

58

LINEBACKER

6-3 • 250 • 4TH YR. • TEXAS A&M

BORN: March 26, 1989, in DeSoto, Texas

HIGH SCHOOL: DeSoto (Texas) High School

ACQUIRED: Draft #1 (2nd overall), 2011

NFL YEAR: 4th • YEAR WITH BRONCOS: 4th

NFL GAMES PLAYED/STARTED: 40/40 • POSTSEASON GP/GS: 3/3



MILLER AT A GLANCE:

- A fourth-year linebacker whose 35 career sacks represent the 10th most by an NFL player through his first three seasons (since 1982).
- Became the first player in Broncos history to receive Pro Bowl honors during his first two seasons before being limited to nine games during the 2013 campaign.
- Voted as runner-up for the NFL Defensive Player of

58's TROPHY CASE

Pro Bowls (2)2011-12
All-Pro (First Team)2012
All-Pro (Second Team)2011
NFL Defensive Rookie of the Year2011

MILLER IN DENVER'S RECORD BOOKS

MOST SACKS IN A SEASON, BRONCOS HISTORY

Player	Sacks
1. Von Miller, 2012	18.5
2. Elvis Dumervil, 2009	17.0
3. Simon Fletcher, 1992	16.0
4. Simon Fletcher, 1993	13.5
Simon Fletcher, 1991	13.5

MOST SACKS BY A ROOKIE, BRONCOS HISTORY

Player	Sacks
1. Von Miller, 2011	11.5
Rulon Jones, 1980	11.5
3. Mike Croel, 1991	10.0
4. Elvis Dumervil, 2006	8.5
5. Lyle Alzado, 1971	8.0

the Year in 2012, setting a Broncos single-season record with 18.5 sacks and finishing the year also ranked in the NFL's Top 5 in quarterback knockdowns (27), quarterback hurries (12), tackles for a loss (28), run stuffs (13) and forced fumbles (6).

- Joined current teammate DeMarcus Ware (Dal., 2008) in 2012 as the only two players since at least 1994 with 15 sacks, 25 tackles for a loss and five forced fumbles in a single season.
- Won AFC Defensive Player of the Month honors after leading the conference with eight sacks and 10 tackles for a loss in November 2012.
- Received All-Pro recognition from the Associated Press following each of his first two seasons, including first-team designation in 2012 and second-team honors as a rookie in 2011.
- Named NFL Defensive Rookie of the Year and a Pro Bowl starter in 2011 after tying the franchise rookie sack record (11.5).
- Finished fifth on the Broncos with 64 tackles (50 solo) as a rookie in addition to leading the club with 19 tackles for a loss and 24 quarterback hits in 15 starts.
- Became just the second player in Broncos history (K David Treadwell, 1989) to be selected to the Pro Bowl as a rookie.
- Posted 27.5 sacks in 26 starts over his last two seasons at Texas A&M University and won the Butkus Award (nation's best linebacker) in addition to being named a consensus All-American as a senior in 2010.
- Finished his collegiate career with 33 sacks (fourth in school history) and 50.5 tackles for a loss in 47 games played (30 starts).
- Named to *The Sporting News*' Freshman All-Big 12 Team in 2007 after seeing action in nine games as a true freshman for the Aggies.
- Selected by the Broncos in the first round (2nd overall) of the 2011 NFL Draft.

CAREER TRANSACTIONS: Signed by Denver as a draft choice 7/29/11; Placed on injured reserve (knee) by Denver 12/24/13.



2013: Miller started all nine games he appeared in after serving a six-game suspension to begin the season and ending the year on injured reserve... Made his 2013 debut with two tackles, including one for a loss, and two quarterback hits at Ind. (10/20)... Sacked Robert Griffin III and forced a fumble that was recovered by Derek Wolfe vs. Was. (10/27)... Recovered his first career fumble and returned it 60 yards for a touchdown at N.E. (11/24) to mark seventh-longest such play in team history... Tore his ACL at Hou. (12/22) and was placed on injured reserve on Dec. 24.

2012: Miller started every game for the Broncos in his second NFL season and finished as the runner-up for NFL Defensive Player of the Year after ranking in the league's Top 5 in sacks (18.5), quarterback knockdowns (27), quarterback hurries (12), tackles for a loss (28), run stuffs (13) and forced fumbles (6)... Ranked fourth on the team with 68 tackles (55 solo) and added an interception returned for a touchdown while receiving first-team All-Pro recognition and being selected to his second consecutive Pro Bowl as a starter... Set the franchise single-season record with 18.5 sacks to rank third in the NFL and joined DeMarcus Ware (Dal., 2008) as one of two players since at least 1994 with 15 sacks, 25 tackles for a loss and five forced fumbles in a single season...

MILLER ON A TORRID PACE THROUGH THREE SEASONS

MOST SACKS THROUGH FIRST THREE NFL SEASONS (SINCE 1982)

Player	Years	No.
1. Reggie White, Phi.	1985-87	52.0
2. Derrick Thomas, K.C.	1989-91	43.5
3. Aldon Smith, S.F.	2011-13	42.0
4. Dwight Freeney, Ind.	2002-04	40.0
5. Shawne Merriman, S.D.	2005-07	39.5
6. Richard Dent, Chi.	1983-85	37.5
7. J.J. Watt, Hou.	2011-13	36.5
8. Jevon Kearse, Ten.	1999-2001	36.0
9. Anthony Smith, LAA	1991-93	36.0
10. Von Miller, Den.	2011-13	35.0

MILLER ENJOYS HISTORIC YEAR IN 2012

MOST SACKS NFL, 2012

Player	No.
1. J.J. Watt, Hou.	20.5
2. Aldon Smith, S.F.	19.5
3. Von Miller, Den.	18.5
4. Cameron Wake, Mia.	15.0
5. Geno Atkins, Cin.	13.0

MOST TACKLES FOR A LOSS, NFL, 2012

Player	No.
1. J.J. Watt, Hou.	39
2. Von Miller, Den.	28
3. Lavonte David, T.B.	20
4. Michael Bennett, T.B.	18
Aldon Smith, S.F.	18

Named AFC Defensive Player of the Month for November after totaling 20 tackles (18 solo), eight sacks (54 yds.), 10 tackles for a loss and three forced fumbles in four games... Tied his career high with a pair of sacks, while adding eight tackles (7 solo), one pass breakup, one forced fumble and five tackles for a loss at N.E. (10/7)... Set a career high with three sacks (18 yds.) at Cin. (11/4)... Earned Peter King's Defensive Player of the Week award after making six tackles—all of which came for a loss or no gain—in addition to one sack, one forced fumble and a quarterback hit on quarterback Cam Newton that resulted in an interception returned for a touchdown at Car. (11/11)... Became the first Bronco since at least 1982 to record three sacks and two forced fumbles in a single game vs. S.D. (11/18), earning Peter King's Defensive Player of the Week award for the second consecutive week... Intercepted his first career pass and returned it 26 yards for a touchdown vs. T.B. (12/2)... Extended his sack streak to a career-best six games, strip-sacking quarterback Carson Palmer for his fifth forced fumble in a five-week span at Oak. (12/6)... Became the Broncos' single-season sack record holder with 1.5 sacks vs. Cle. (12/23)... Sacked quarterback Brady Quinn to extend his single-season record to 18.5 vs. K.C. (12/30)... Led the team with nine tackles and a half sack in Denver's AFC Divisional Playoff Game vs. Bal. (1/12).

2011: Selected by Denver in the first round (2nd overall) of the 2011 NFL Draft, Miller started all 15 games played and tied the franchise rookie record with 11.5 sacks en route to being named the Associated Press NFL Defensive Player of the Year... Elected as a starter for the Pro Bowl to become just the second Bronco to play in the league's annual All-Star game as a rookie in addition to garnering second-team All-Pro honors from the Associated Press... Finished fifth on the club with 64 tackles (50 solo) and added a team-best 19 tackles for a loss and 24 quarterback hits to go along with four passes defended and two forced fumbles... Named the Denver Athletic Club's Colorado Athlete of the Year... Missed Week 13 with a thumb injury and was forced to play the season's final six games, including the playoffs, with a cast on his hand... Produced two separate five-game stretches with at least a half sack.

COLLEGE: Miller played 47 games (30 starts) at Texas A&M University and finished his career with 182 tackles (104 solo), 33 sacks (fourth in school history), 50.5 tackles for a loss, 10 forced fumbles and four fumble recoveries... Posted 27.5 sacks in 26 starts over his last two seasons and won the Butkus Award (nation's best linebacker) in addition to being named a consensus All-American as a senior in 2010... Tabbed as a unanimous All-Big 12 Conference performer after leading the nation with 17 sacks (115 yds.) as a junior in 2009 playing a hybrid "jack" position... Named to *The Sporting News'* Freshman All-Big 12 Team in 2007 after seeing action in nine games as a true freshman for the Aggies.

PERSONAL: Miller attended DeSoto (Texas) High School, where he was named the District 8-5A Defensive MVP as a senior after totaling 76 tackles and six sacks... Rated the No. 6 middle linebacker in the nation by *Scout.com* and was named to Dave Campbell's Texas Football Super Team (second-team defensive line)... Majored in university studies with a concentration in agriculture and life sciences at Texas A&M... Started Von's Vision, a foundation dedicated to providing eye care, glasses and contact lenses to underprivileged youth... Visited the Middle East as part of an NFL USO Tour in March 2013... Von Miller was born on March 26, 1989, in DeSoto, Texas.

MILLER'S REGULAR SEASON RECORD

Year	Club	G	S	UT	A	TT	S-Yds.	I-Yds.	PD	FF	FR	TD-Int.	TD-FR	S	Pts.
2011	Denver	15	15	50	14	64	11.5-77	0-0	4	2	0	0	0	0	0
2012	Denver	16	16	55	13	68	18.5-129.5	1-26	2	6	0	1	0	0	6
2013	Denver	9	9	27	7	34	5-29	0-0	1	3	1	0	1	0	6
CAREER TOTALS		40	40	142	34	166	35-235.5	1-26	7	11	1	1	1	0	12

MILLER'S POSTSEASON RECORD

Year	Club	G	S	UT	A	TT	S-Yds.	I-Yds.	PD	FF	FR	TD-Int.	TD-FR	S	Pts.
2011	Denver	2	2	3	0	3	1-4	0-0	0	0	0	0	0	0	0
2012	Denver	1	1	7	2	9	0.5-3.5	0-0	0	0	0	0	0	0	0
CAREER TOTALS		3	3	10	2	12	1.5-7.5	0-0	0	0	0	0	0	0	0

MILLER'S SINGLE-GAME HIGHS

(Postseason in parentheses)

Tackles — 10 at San Diego, 11/27/11 (9 vs. Baltimore, 1/12/13). **Sacks** — 3, twice, last vs. San Diego, 11/18/12 (1 vs. Pittsburgh, 1/8/12). **Sack yards** — 29 vs. San Diego, 11/18/12 (4 vs. Pittsburgh, 1/8/12). **Interceptions** — 1 vs. Tampa Bay, 12/2/12 (none). **Interception return yards** — 26t vs. Tampa Bay, 12/2/12 (none). **Forced Fumbles** — 2 vs. San Diego, 11/18/12 (none). **Fumble recoveries** — 1 at New England, 11/24/13 (none). **Fumble return yards** — 60t at New England, 11/24/13 (none). **Consecutive games with at least one sack** — 6 Games 8-13, 2012 (1 vs. Pittsburgh, 1/8/12).

MILLER'S SACKS BY QUARTERBACK

Figures in italics include postseason totals

Quarterback	Sacks	Quarterback	Sacks
Philip Rivers	7.0	Brandon Weeden	1.5
Tom Brady	4.0	Josh Freeman	1.0
Andy Dalton	4.0	Robert Griffin III	1.0
<i>Ben Roethlisberger</i>	<i>3.0</i>	Caleb Hanie	1.0
Brady Quinn	2.0	Matt Hasselbeck	1.0
Aaron Rodgers	2.0	Matt Moore	1.0
Matt Cassel	1.5	Cam Newton	1.0
Carson Palmer	1.5	Matt Ryan	1.0
Mark Sanchez	1.5	Joe Flacco	<i>0.5</i>

MILLER'S MULTIPLE-SACK GAMES (9)

**denotes win (The Broncos are 6-3 when Miller records more than one sack in a game.)*

Date	Opponent	S-Yds.
10/2/11	at Green Bay	2-12
11/13/11	at Kansas City*	1.5-6.5
11/17/11	vs. N.Y. Jets*	1.5-12
9/9/12	vs. Pittsburgh*	2-15
10/7/12	at New England	2-7
11/4/12	at Cincinnati*	3-18
11/18/12	vs. San Diego*	3-29
12/23/12	vs. Cleveland*	1.5-12.5
11/24/13	at New England	2-11

VON MILLER'S CAREER GAME-BY-GAME

(Victories asterisked)

2011 DENVER (8-8)

TACKLES

Date	Opponent	P/S	UT	A	TT	S-Yds.	I-Yds	PD	FF	FR
Sep 12	vs. Oakland	S	3	2	5	0-0	0-0	0	1	0
Sep 18	vs. Cincinnati*	S	3	0	3	1-13	0-0	2	0	0
Sep 25	at Tennessee	S	3	1	4	1-7	0-0	0	1	0
Oct 2	at Green Bay	S	4	0	4	2-12	0-0	0	0	0
Oct 9	vs. San Diego	S	2	0	2	1-6	0-0	0	0	0
Oct 23	at Miami*	S	3	2	5	1-3	0-0	0	0	0
Oct 30	vs. Detroit	S	3	0	3	0-0	0-0	0	0	0
Nov 6	at Oakland*	S	4	1	5	0.5-3.5	0-0	0	0	0
Nov 13	at Kansas City*	S	4	3	7	1.5-6.5	0-0	0	0	0
Nov 17	vs. N.Y. Jets*	S	8	1	9	1.5-12	0-0	1	0	0
Nov 27	at San Diego*	S	8	2	10	1-6	0-0	1	0	0
Dec 4	at Minnesota*				INACTIVE					
Dec 11	vs. Chicago*	S	4	1	5	1-8	0-0	0	0	0
Dec 18	vs. New England	S	1	0	1	0-0	0-0	0	0	0
Dec 24	at Buffalo	S	0	1	1	0-0	0-0	0	0	0
Jan 1	vs. Kansas City	S	0	0	0	0-0	0-0	0	0	0
Regular Season Totals		15/15	50	14	64	11.5-77	0-0	4	2	0
Jan 8	vs. Pittsburgh* [‡]	S	3	0	3	1-4	0-0	0	0	0
Jan 14	at New England [†]	S	0	0	0	0-0	0-0	0	0	0
Postseason Totals		2/2	3	0	3	1-4	0-0	0	0	0

[‡]AFC Wild Card Game; [†]AFC Divisional Playoff Game

2012 DENVER (13-3)

TACKLES

Date	Opponent	P/S	UT	A	TT	S-Yds.	I-Yds	PD	FF	FR
Sep 9	vs. Pittsburgh*	S	4	0	4	2-15	0-0	0	0	0
Sep 17	at Atlanta	S	3	0	3	1-11	0-0	0	0	0
Sep 23	vs. Houston	S	0	3	3	0-0	0-0	0	0	0
Sep 30	vs. Oakland*	S	4	1	5	0-0	0-0	0	0	0
Oct 7	at New England	S	7	1	8	2-7	0-0	1	1	0
Oct 15	at San Diego*	S	2	1	3	1-6	0-0	0	0	0
Oct 28	vs. New Orleans*	S	1	0	1	0-0	0-0	0	0	0
Nov 4	at Cincinnati*	S	4	2	6	3-18	0-0	0	0	0
Nov 11	at Carolina*	S	6	0	6	1-6	0-0	0	1	0
Nov 18	vs. San Diego*	S	6	0	6	3-29	0-0	0	2	0
Nov 25	at Kansas City*	S	2	0	2	1-1	0-0	0	0	0
Dec 2	vs. Tampa Bay*	S	5	1	6	1-7	1-26 [†]	1	1	0
Dec 6	at Oakland*	S	3	1	4	1-10	0-0	0	1	0
Dec 16	at Baltimore*	S	2	1	3	0-0	0-0	0	0	0
Dec 23	vs. Cleveland*	S	4	1	5	1.5-12.5	0-0	0	0	0
Dec 30	vs. Kansas City*	S	2	1	3	1-7	0-0	0	0	0
Regular Season Totals		16/16	55	13	68	18.5-129.5	1-26	2	6	0
Jan 12	vs. Baltimore [†]	S	7	2	9	0.5-3.5	0-0	0	0	0
Postseason Totals		1/1	7	2	9	0.5-3.5	0-0	0	0	0

[†]AFC Divisional Playoff Game

2013 DENVER (13-3)		TACKLES									
Date	Opponent	P/S	UT	A	TT	S-Yds.	I-Yds	PD	FF	FR	
Games 1-6											
Oct 20	at Indianapolis	S	2	0	2	0-0	0-0	0	0	0	
Oct 27	vs. Washington*	S	4	1	5	1-9	0-0	0	1	0	
Nov 10	at San Diego*	S	5	1	6	1-2	0-0	0	0	0	
Nov 17	vs. Kansas City*	S	0	1	1	0-0	0-0	0	0	0	
Nov 24	at New England	S	6	2	8	2-11	0-0	0	1	1	
Dec 1	at Kansas City*	S	2	0	2	0-0	0-0	0	0	0	
Dec 8	vs. Tennessee*	S	3	0	3	1-7	0-0	1	1	0	
Dec 12	vs. San Diego	S	4	2	6	0-0	0-0	0	0	0	
Dec 22	at Houston*	S	1	0	1	0-0	0-0	0	0	0	
PLACED ON INJURED RESERVE (KNEE) ON DEC. 24											
Regular Season Totals			9/9	27	7	34	3-18	0-0	1	3	1



CHARLES MITCHELL

41

SAFETY



5-11 • 205 • 2ND YR. • MISSISSIPPI STATE

BORN: Sept. 13, 1989, in Clarksdale, Miss.

HIGH SCHOOL: Clarksdale (Miss.) High School

ACQUIRED: Free Agent, 2014

NFL YEAR: 2nd • **YEAR WITH BRONCOS:** 1st

NFL GAMES PLAYED/STARTED: 10/0 • **POSTSEASON GP/GS:** 2/0

MITCHELL AT A GLANCE:

- A second-year safety who appeared in 10 regular-season games and two postseason contests as a rookie with Atlanta in 2012.
- Logged time on special teams and defense during his initial NFL campaign and contributed one tackle on each unit for the Falcons.
- Saw action in 50 career games at Mississippi State University, totaling 283 tackles and four interceptions.
- Combined for 188 tackles during his final two collegiate seasons with the Bulldogs, including a career-best 95 defensive stops as a senior to rank second on the team.
- Joined the Broncos as a free agent on May 9, 2014.
- Selected by Atlanta in the sixth round (192nd overall) of the 2012 NFL Draft.

CAREER TRANSACTIONS: Signed by Atlanta as a draft choice 5/13/12; Waived by Atlanta 8/30/13; Signed by Denver to a future contract 1/22/14; Waived by Denver 5/12/14; Signed by Denver 5/9/14.



2013: Mitchell competed with Atlanta during the preseason before being waived by the club on Aug. 30.

2012: Selected by Atlanta in the sixth round (192nd overall) of the 2012 NFL Draft, Mitchell appeared in 10 regular-season games as a rookie and collected one tackle each on defense and special teams... Saw action in both of the Falcon's postseason contests.

COLLEGE: Mitchell totaled 283 tackles and four interceptions in 50 career games at Mississippi State University... Ranked second on the Bulldogs with 95 tackles as a senior in 2011 and added one sack, six passes defended and one forced fumble... Named to the Southeastern Conference All-Freshman Team after playing all 12 games as a true freshman in 2008.

PERSONAL: Mitchell attended Clarksdale (Miss.) High School, where he collected 78 tackles, four sacks and two interceptions as a senior to earn Mississippi Gatorade Player of the Year honors... Selected to play in the Mississippi-Alabama High School All-Star Game and led his team to victory with nine tackles and one interception... Charles Mitchell was born on Sept. 13, 1989.

MITCHELL'S REGULAR SEASON RECORD

Year	Club	G	S	UT	A	TT	S-Yds.	I-Yds.	PD	FF	FR	TD-Int.	TD-FR	S	Pts.
2012	Atlanta	10	0	0	1	1	0-0	0-0	0	0	0	0	0	0	0
CAREER TOTALS		10	0	0	1	1	0-0	0-0	0	0	0	0	0	0	0

ADDITIONAL STATISTICS: Special teams tackles — 2012 (1), TOTAL (1).

MITCHELL'S POSTSEASON RECORD

Year	Club	G	S	UT	A	TT	S-Yds.	I-Yds.	PD	FF	FR	TD-Int.	TD-FR	S	Pts.
2012	Atlanta	2	0	0	0	0	0-0	0-0	0	0	0	0	0	0	0
CAREER TOTALS		2	0	0	0	0	0-0	0-0	0	0	0	0	0	0	0

CHARLES MITCHELL'S CAREER GAME-BY-GAME

(Victories asterisked)

2012 ATLANTA (13-3)		TACKLES								
Date	Opponent	P/S	UT	A	TT	S-Yds.	I-Yds	PD	FF	FR
Sep 9	at Kansas City*				INACTIVE					
Sep 17	vs. Denver*				INACTIVE					
Sep 23	at San Diego*	P	0	0	0	0-0	0-0	0	0	0
Sep 30	vs. Carolina*	P	0	0	0	0-0	0-0	0	0	0
Oct 7	at Washington*	P	0	0	0	0-0	0-0	0	0	0
Oct 14	vs. Oakland*	P	0	0	0	0-0	0-0	0	0	0
Oct 28	at Philadelphia*	P	0	0	0	0-0	0-0	0	0	0
Nov 4	vs. Dallas*	P	0	0	0	0-0	0-0	0	0	0
Nov 11	at New Orleans				INACTIVE					
Nov 18	vs. Arizona*				INACTIVE					
Nov 25	at Tampa Bay*				INACTIVE					
Nov 29	vs. New Orleans*				INACTIVE					
Dec 9	at Carolina	P	0	0	0	0-0	0-0	0	0	0
Dec 16	vs. N.Y. Giants*	P	0	1	1	0-0	0-0	0	0	0
Dec 22	at Detroit*	P	0	0	0	0-0	0-0	0	0	0
Dec 30	vs. Tampa Bay	P	0	0	0	0-0	0-0	0	0	0
Regular Season Totals			10/0	0	1	1	0-0	0-0	0	0
Jan 13	vs. Seattle*†	P	0	0	0	0-0	0-0	0	0	0
Jan 20	vs. San Francisco#	P	0	0	0	0-0	0-0	0	0	0
Postseason Totals			2/0	0	0	0	0-0	0	0	0

†NFC Divisional Playoff Game; #NFC Championship Game



WILL MONTGOMERY

64

CENTER



6-3 • 304 • 9TH YR. • VIRGINIA TECH

BORN: Feb. 13, 1983, in Brunswick, Maine

HIGH SCHOOL: Centreville High School, Clifton, Va.

ACQUIRED: Free Agent, 2014

NFL YEAR: 9th • **YEAR WITH BRONCOS:** 1st

NFL GAMES PLAYED/STARTED: 90/63 • **POSTSEASON GP/GS:** 1/1

MONTGOMERY AT A GLANCE:

- A ninth-year offensive lineman who appeared in 90 career regular-season games with Carolina (2006), the N.Y. Jets (2007-08) and Washington (2008-12), opening 46 contests at center, 10 at right guard and seven at left guard.
- Started every game for the Redskins during the last three seasons (2010-12), competing at center in all but two contests and playing 3,387 of 3,393 (99.8%) possible offensive snaps.
- Appeared in six games (4 starts) in 2006 as a rookie for Carolina under current Broncos Head Coach John Fox.
- Saw action in 43 career games (36 starts) at Virginia Tech, working his way up from a walk-on defensive tackle to become a three-time Atlantic Coast Conference Offensive Lineman of the Week as a senior in 2005.
- Joined the Broncos as a free agent on April 2, 2014.
- Selected by Carolina in the seventh round (234th overall) of the 2006 NFL Draft.

CAREER TRANSACTIONS: Drafted by Carolina 4/30/06; Waived by Carolina 9/2/07; Signed by N.Y. Jets 9/19/07; Waived by N.Y. Jets 9/25/08; Signed by N.Y. Jets 9/29/08; Waived by N.Y. Jets 10/14/08; Signed by Washington 12/9/08; Released by Washington 3/14/14; Signed by Denver 4/2/14.



2013: Montgomery started all 16 games for the third consecutive season and participated in every offensive snap for the Redskins... Helped Washington finish in ninth in the NFL in total offense (369.7 ypg) and fifth in the league in rushing offense (135.3 ypg).

2012: Montgomery opened all 16 regular-season games as well as Washington's playoff contest while helping the club lead the league in rushing with their highest output (169.3 ypg) in 61 years.

2011: Montgomery started all 16 games for the first time in his career, opening 14 contests at center and two at left guard.

2010: Montgomery appeared in 13 games (6 starts) for the Redskins and saw time at guard and center as well as on special teams.

2009: Montgomery played all 16 games for the first time in his career, earning three starts during the regular season.

2008: Montgomery did not see any game action but spent time with the N.Y. Jets and Washington during the regular season... Waived by the Jets on Sept. 25 before being re-acquired by the club four days later... Waived again by the Jets on Oct. 14 and was signed by the Redskins on Dec. 9.

2007: Montgomery appeared in seven games for the Jets with two starts at left guard.

2006: Selected by Carolina in the seventh round (234th overall) of the 2006 NFL Draft, Montgomery started 4-of-6 games played as a rookie for the Panthers... Made his first NFL start at right guard at Min. (9/17).

COLLEGE: Montgomery opened 36-of-43 games played at Virginia Tech, ending his career as a senior by being named Atlantic Coast Conference Offensive Lineman of the Week on three occasions... Began his collegiate career as a walk-on defensive tackle.

PERSONAL: Montgomery attended Centreville High School in Clifton, Va., where he played on the offensive and defensive lines... Helped the Wildcats win the Virginia AAA Division 6 state championship as a senior and was named a first-team all-state selection by the Associated Press... Earned a bachelor's in business information technology at Virginia Tech in addition to a master's in health promotion... Participated in the Harvard Business School MBA program offered by the NFL during the 2012 offseason... Will Montgomery was born on Feb. 13, 1983, in Brunswick, Maine.

MONTGOMERY'S REGULAR SEASON RECORD

Year	Club	G	S
2006	Carolina	6	4
2007	N.Y. Jets	7	2
2008	NYJ/Was.	0	0
2009	Washington	16	3
2010	Washington	13	6
2011	Washington	16	16
2012	Washington	16	16
2013	Washington	16	16
CAREER TOTALS		90	63

MONTGOMERY'S POSTSEASON RECORD

Year	Club	G	S
2012	Washington	1	1
CAREER TOTALS		1	1



RAHIM MOORE

26

SAFETY



6-1 • 195 • 4TH YR. • UCLA

BORN: Feb. 11, 1990, in Los Angeles

HIGH SCHOOL: Susan Miller Dorsey High School, Los Angeles

ACQUIRED: Draft #2a (45th overall), 2011

NFL YEAR: 4th • YEAR WITH BRONCOS: 4th

NFL GAMES PLAYED/STARTED: 41/32 • POSTSEASON GP/GS: 2/1

MOORE AT A GLANCE:

- A fourth-year safety who started 32-of-41 regular-season games during his first three NFL seasons with the Broncos, totaling 146 tackles (125 solo), one sack (3 yds.), four interceptions (59 yds.), 15 passes defended and two fumble recoveries.
- Opened Denver's first 10 games at free safety in 2013 before being diagnosed with acute lateral compartment syndrome in his leg and spending the remainder of the year on injured reserve.
- Started 15-of-16 contests in 2012 and ranked third on the club with 71 tackles (59 solo) to go along with one interception (23 yds.), seven passes defended and one fumble recovery.
- Saw action in 15 regular-season games (7 starts) as a rookie in 2011 and totaled 31 tackles (28 solo) and one interception (18 yds.).
- Started all 37 games played at UCLA and tied for fourth in school history with 14 career interceptions.
- Named a team captain during his final campaign with the Bruins as a junior and received first-team All-America honors by *The Sporting News* in addition to first-team All-Pacific-10 Conference accolades for the second consecutive year.
- Led the nation with 10 interceptions as a sophomore in 2009 (second most in Bruins history) and was the co-defensive winner of UCLA's Henry R. 'Red' Sanders Award for team MVP.
- Started all 12 games in 2008, becoming the first true freshman in seven years to start a

season opener on offense or defense for UCLA.

- Selected by the Broncos in the second round (45th overall) of the 2011 NFL Draft.

CAREER TRANSACTIONS: Signed by Denver as a draft choice 7/29/11; Placed on injured reserve (leg) by Denver 11/19/13.



2013: Moore started the first 10 games of the season for Denver, totaling 44 tackles (38 solo), a career-high two interceptions (18 yds.) and six passes defended before being placed on injured reserve with acute lateral compartment syndrome in his leg... Intercepted a pass from Eli Manning and finished with three tackles and two pass breakups at NYG (9/15)... Led the team with six tackles at Dal. (10/6)... Intercepted a pass from Robert Griffin III and returned it 18 yards vs. Was. (10/27).

2012: Moore started 15-of-16 regular-season games and played the most snaps (1,044) of any player on defense while posting the third-most tackles (71) on the club... Added one sack (3 yds.), one interception (23 yds.), seven passes defended and one fumble recovery on defense to go along with two special-teams stops... Set a career high and tied for the team lead with 12 tackles (6 solo) at N.E. (10/7)... Led the team with eight tackles and recorded his first career sack vs. K.C. (12/30)... Tied for second on the team with seven tackles in Denver's AFC Divisional Playoff Game vs. Bal. (1/12).

2011: Selected by the Broncos in the second round (45th overall) of the 2011 NFL Draft, Moore played 15 regular-season games (7 starts) and totaled 31 tackles (28 solo), one interception (18 yds.), two passes defended and one fumble recovery as a rookie... Saw action in Denver's AFC Divisional Playoff Game at N.E. (1/14) and recorded three tackles.

COLLEGE: Moore opened all 37 games played at UCLA and tied for fourth in school history with 14 career interceptions to go along with 186 tackles (119 solo), 29 PBUs, and three fumble recoveries... Received first-team All-America honors from *The Sporting News* and first-team All-Pacific-10 Conference honors following his junior season... Led the nation with 10 interceptions and was a first-team All-Pac-10 selection as a sophomore... Started all 12 games as a true freshman in 2008.

PERSONAL: Moore attended Susan Miller Dorsey High School in Los Angeles, where he lettered four years as a defensive back and wide receiver... Invited to play in the U.S. Army All-American Bowl after totaling 112 tackles, eight interceptions, 18 passes defended and three fumble recoveries as a senior... Rated as the second-best safety prospect in the nation by Scout.com... Majored in sociology at UCLA and was named to the Director's Honor Roll in Fall 2009... Rahim Shaheed Moore was born on Feb. 11, 1990, in Los Angeles.

MOORE'S REGULAR SEASON RECORD

Year	Club	G	S	UT	A	TT	S-Yds.	I-Yds.	PD	FF	FR	TD-Int.	TD-FR	S	Pts.
2011	Denver	15	7	28	3	31	0-0	1-18	2	0	1	0	0	0	0
2012	Denver	16	15	59	12	71	1-3	1-23	7	0	1	0	0	0	0
2013	Denver	10	10	38	6	44	0-0	2-18	6	0	0	0	0	0	0
CAREER TOTALS		41	32	125	21	146	1-3	4-59	15	0	2	0	0	0	0

ADDITIONAL STATISTICS: Special teams tackles — 2012 (2), TOTAL (2).

MOORE'S POSTSEASON RECORD

Year	Club	G	S	UT	A	TT	S-Yds.	I-Yds.	PD	FF	FR	TD-Int.	TD-FR	S	Pts.
2011	Denver	1	0	1	2	3	0-0	0-0	0	0	0	0	0	0	0
2012	Denver	1	1	6	1	7	0-0	0-0	0	0	0	0	0	0	0
CAREER TOTALS		2	1	7	3	10	0-0	0-0	0	0	0	0	0	0	0

MOORE'S SINGLE-GAME HIGHS

(Postseason in parentheses)

Tackles — 12 at New England 10/7/12 (7 vs. Baltimore, 1/12/13). **Interceptions** — 1, four times, last vs. Washington, 10/27/13 (none). **Interception return yards** — 23 at Carolina, 11/11/12 (none). **Passes defended** — 2, twice, last at N.Y. Giants, 9/15/13 (none). **Sacks** — 1 vs. Kansas City, 12/30/12 (none). **Sack yards** — 3 vs. Kansas City, 12/30/12 (none). **Special-teams tackles** — 1, twice, last vs. Cleveland, 12/23/12 (none).

VINCE LOMBARDI TROPHIES

The Denver Broncos own two Vince Lombardi Trophies in recognition of their back-to-back wins in Super Bowl XXXII and XXXIII (1997-98), and they are displayed in the lobby of the Paul D. Bowlen Memorial Broncos Centre.

The sterling silver trophies were created by Tiffany & Company and were named for the late Vince Lombardi before Super Bowl V. Each trophy has a regulation-size silver football mounted in a kicking position on a pyramid-like stand of three concave sides. The trophy stands 20.75 inches tall, weighs 107.3 ounces and is valued in excess of \$10,000. Each is engraved with the the words "Vince Lombardi Trophy" above an NFL Shield.

RAHIM MOORE'S CAREER GAME-BY-GAME

(Victories asterisked)

2011 DENVER (8-8)		TACKLES									
Date	Opponent	P/S	UT	A	TT	S-Yds.	I-Yds	PD	FF	FR	
Sep 12	vs. Oakland	S	4	0	4	0-0	0-0	0	0	1	
Sep 18	vs. Cincinnati*	S	3	1	4	0-0	0-0	0	0	0	
Sep 25	at Tennessee	S	1	0	1	0-0	0-0	0	0	0	
Oct 2	at Green Bay	S	4	0	4	0-0	1-18	1	0	0	
Oct 9	vs. San Diego	S	2	1	3	0-0	0-0	0	0	0	
Oct 23	at Miami*	P	0	0	0	0-0	0-0	0	0	0	
Oct 30	vs. Detroit	P	2	0	2	0-0	0-0	0	0	0	
Nov 6	at Oakland*	S	0	0	0	0-0	0-0	0	0	0	
Nov 13	at Kansas City*	P	0	0	0	0-0	0-0	0	0	0	
Nov 17	vs. N.Y. Jets*	P	0	0	0	0-0	0-0	0	0	0	
Nov 27	at San Diego*	P	0	0	0	0-0	0-0	0	0	0	
Dec 4	at Minnesota*										
Dec 11	vs. Chicago*	P	5	0	5	0-0	0-0	0	0	0	
Dec 18	vs. New England	S	6	1	7	0-0	0-0	1	0	0	
Dec 24	at Buffalo	P	1	0	1	0-0	0-0	0	0	0	
Jan 1	vs. Kansas City	P	0	0	0	0-0	0-0	0	0	0	
Regular Season Totals			15/7	28	3	31	0-0	1-18	2	0	1
Jan 8	vs. Pittsburgh*§										
Jan 14	at New England†	P	1	2	3	0-0	0-0	0	0	0	
Postseason Totals			1/0	1	2	3	0-0	0-0	0	0	0

§AFC Wild Card Game; †AFC Divisional Playoff Game

2012 DENVER (13-3)		TACKLES									
Date	Opponent	P/S	UT	A	TT	S-Yds.	I-Yds	PD	FF	FR	
Sep 9	vs. Pittsburgh*	S	3	1	4	0-0	0-0	1	0	0	
Sep 17	at Atlanta	P	5	1	6	0-0	0-0	0	0	0	
Sep 23	vs. Houston	S	9	0	9	0-0	0-0	0	0	0	
Sep 30	vs. Oakland*	S	5	1	6	0-0	0-0	0	0	0	
Oct 7	at New England	S	6	6	12	0-0	0-0	0	0	0	
Oct 15	at San Diego*	S	3	0	3	0-0	0-0	0	0	0	
Oct 28	vs. New Orleans*	S	0	0	0	0-0	0-0	2	0	0	
Nov 4	at Cincinnati*	S	3	0	3	0-0	0-0	0	0	0	
Nov 11	at Carolina*	S	3	1	4	0-0	1-23	1	0	0	
Nov 18	vs. San Diego*	S	2	1	3	0-0	0-0	0	0	0	
Nov 25	at Kansas City*	S	3	0	3	0-0	0-0	0	0	0	
Dec 2	vs. Tampa Bay*	S	1	1	2	0-0	0-0	1	0	0	
Dec 6	at Oakland*	S	4	0	4	0-0	0-0	1	0	0	
Dec 16	at Baltimore*	S	2	0	2	0-0	0-0	0	0	1	
Dec 23	vs. Cleveland*	S	2	0	2	0-0	0-0	1	0	0	
Dec 30	vs. Kansas City*	S	8	0	8	1-3	0-0	0	0	0	
Regular Season Totals			16/15	59	12	71	1-3	1-23	7	0	1
Jan 12	vs. Baltimore†	S	6	1	7	0-0	0-0	0	0	0	
Postseason Totals			1/1	6	1	7	0-0	0-0	0	0	0

†AFC Divisional Playoff Game

2013 DENVER (13-3)		TACKLES									
Date	Opponent	P/S	UT	A	TT	S-Yds.	I-Yds	PD	FF	FR	
Sep 5	vs. Baltimore*	S	6	0	6	0-0	0-0	1	0	0	
Sep 15	at N.Y. Giants*	S	3	0	3	0-0	1-0	2	0	0	
Sep 23	vs. Oakland*	S	1	1	2	0-0	0-0	0	0	0	
Sep 29	vs. Philadelphia*	S	6	1	7	0-0	0-0	0	0	0	
Oct 6	at Dallas*	S	5	1	6	0-0	0-0	0	0	0	
Oct 13	vs. Jacksonville*	S	5	0	5	0-0	0-0	0	0	0	
Oct 20	at Indianapolis	S	3	2	5	0-0	0-0	0	0	0	
Oct 27	vs. Washington*	S	6	0	6	0-0	1-18	1	0	0	
Nov 10	at San Diego*	S	1	1	2	0-0	0-0	1	0	0	
Nov 17	vs. Kansas City*	S	2	0	2	0-0	0-0	1	0	0	
PLACED ON INJURED RESERVE (LEG) ON NOV. 19											
Regular Season Totals			10/10	38	6	44	0-0	2-18	6	0	0

Did You Know?

The Broncos' 34-30 win at Cleveland on Nov. 6, 2008, marked their 400th all-time victory. Denver became the second original American Football League team and the 16th franchise overall to reach the 400-win mark (regular season and postseason).



CAMERON MORRAH

86

TIGHT END



6-3 • 251 • 4TH YR. • CALIFORNIA

BORN: March 18, 1987, in Pomona, Calif.

HIGH SCHOOL: Claremont (Calif.) High School

ACQUIRED: Free Agent, 2014

NFL YEAR: 4th • **YEAR WITH BRONCOS:** 1st

NFL GAMES PLAYED/STARTED: 27/7 • **POSTSEASON GP/GS:** 2/0

MORRAH AT A GLANCE:

- A fourth-year tight end who appeared in 27 regular-season games (7 starts) and two playoff contests during his first three NFL seasons (2009-11) with Seattle.
- Started a career-best four games for the Seahawks in 2011 and totaled six catches for 74 yards (12.3) in nine contests after being activated from the PUP (toe).
- Saw action in 15 regular-season games (3 starts) in 2010 and recorded career highs in receptions (9) and receiving yards (117) in addition to appearing in both of the Seahawks' playoff contests and adding four catches for 64 yards (16.0 avg.).
- Opened 33 career games (19 starts) at the University of California-Berkley and totaled 41 receptions for 484 yards (11.8 avg.) with 10 touchdowns.
- Started all 13 games for the Golden Bears during his final collegiate season in 2010 and ranked second on the team with 27 catches for 326 yards (12.1 avg.) with eight scores.
- Joined the Broncos as a free agent on Jan. 22, 2014.
- Selected by Seattle in the seventh round (248th overall) of the 2009 NFL Draft.

CAREER TRANSACTIONS: Signed by Seattle as a draft choice 6/19/09; Placed on injured reserve by Seattle 8/26/12; Signed by San Francisco 4/18/13; Waived by San Francisco 6/12/13; Signed by Detroit 8/19/13; Waived by Detroit 8/27/13; Signed by Denver to a future contract 1/22/14.



2013: Morrah spent two months of the offseason with San Francisco and competed in training camp with Detroit before being waived by the Lions on Aug. 27.

2012: Morrah saw action in Seattle's first two preseason games before being placed on injured reserve (toe) by the club on Aug. 26.

2011: Morrah appeared in nine games (4 starts) for the Seahawks, totaling six receptions for 74 yards (12.3 avg.) and adding one special-teams tackle... Spent the first five games of the season on PUP (toe).

2010: Morrah saw action in a career-high 15 games (3 starts) and recorded nine catches for 117 yards (13.0 avg.) with two special-teams stops... Appeared in both of Seattle postseason contests and contributed four receptions for 64 yards (16.0 avg.)... Posted personal-bests in catches (3) and receiving yards (69) vs. Car. (12/5)... Tied for third on the team with 25 yards receiving on three catches (8.3 avg.) in Seattle's NFC Divisional Playoff Game at Chi. (1/16).

2011: Selected by Seattle in the seventh round (248th overall) of the 2009 NFL Draft, Morrah played three games as a rookie and registered one catch for three yards... Made his NFL debut vs. Stl. (9/13)... Inactive for the Seahawks' final 13 games.

COLLEGE: Morrah started 19-of-33 games at the University of California-Berkley and totaled 41 receptions for 484 yards (11.8 avg.) with 10 touchdowns... Opened all 13 games during his final collegiate season in 2010 and posted 27 catches for 326 yards (12.1 avg.) with eight touchdowns for the Golden Bears.

PERSONAL: Morrah attended Claremont (Calif.) High School, where he was honored as a *Prep Star* All-American defensive end as a senior... Named a 2004 first-team All-San Gabriel Valley selection by the *Los Angeles Times* after leading his team to the Baseline League Championship... Cameron Morrah was born on March 18, 1987, in Pomona, Calif.

MORRAH'S REGULAR SEASON RECORD

Year	Club	G	S	No.	RECEIVING				SCORING					
					Yds.	Avg.	LG	TD	TD	TDr	TDp	TDtr	2pt	Pts.
2009	Seattle	3	0	1	3	3.0	3	0	0	0	0	0	0	0
2010	Seattle	15	3	9	117	13.0	36	0	0	0	0	0	0	0
2011	Seattle	9	4	6	74	12.3	21	0	0	0	0	0	0	0
CAREER TOTALS		27	7	16	194	12.1	36	0	0	0	0	0	0	0

ADDITIONAL STATISTICS: Special teams tackles — 2010 (2), 2011 (1), TOTAL (3). Kickoff returns — 2010 (5 for 76 yds., 15.2 avg., 30 LG). Rushed once for 1 yd. vs. St. Louis, 12/12/11.

MORRAH'S POSTSEASON RECORD

Year	Club	RECEIVING						SCORING						
		G	S	No.	Yds.	Avg.	LG	TD	TD	TDr	TDp	TDrt	2pt	Pts.
2010	Seattle	2	0	4	64	16.0	39	0	0	0	0	0	0	0
CAREER TOTALS		2	0	4	64	16.0	39	0	0	0	0	0	0	0

MORRAH'S SINGLE GAME HIGHS

(Postseason in parentheses)

Receptions — 3 vs. Carolina, 12/5/10 (3 at Chicago, 1/16/11). **Receiving yards** — 69 vs. Carolina, 12/5/10 (39 vs. New Orleans, 1/8/11). **Longest reception** — 36 vs. Carolina, 12/5/10 (39 vs. New Orleans, 1/8/11). **Receiving touchdowns** — None (none).

CAMERON MORRAH'S CAREER GAME-BY-GAME

(Victories asterisked)

2009 SEATTLE (5-11)		RECEIVING						SCORING	
Date	Opponent	P/S	No.	Yds.	Avg.	LG	TD	2pt.	Pts.
Sep 13	vs. St. Louis*	P	0	0	0.0	—	0	0	0
Sep 20	at San Francisco	P	0	0	0.0	—	0	0	0
Sep 27	vs. Chicago	P	1	3	3.0	3	0	0	0
Games 4-16 INACTIVE									
Regular Season Totals		3/0	1	3	3.0	3	0	0	0

2010 SEATTLE (7-9)		RECEIVING						SCORING		
Date	Opponent	P/S	No.	Yds.	Avg.	LG	TD	2pt.	Pts.	
Sep 12	vs. San Francisco*	P	1	11	11.0	11	0	0	0	
Sep 19	at Denver		INACTIVE							
Sep 26	vs. San Diego*	P	0	0	0.0	—	0	0	0	
Oct 3	at St. Louis	P	0	0	0.0	—	0	0	0	
Oct 17	at Chicago*	P	0	0	0.0	—	0	0	0	
Oct 24	vs. Arizona*	P	0	0	0.0	—	0	0	0	
Oct 31	at Oakland	P	0	0	0.0	—	0	0	0	
Nov 7	vs. N.Y. Giants*	P	0	0	0.0	—	0	0	0	
Nov 14	at Arizona*	P	0	0	0.0	—	0	0	0	
Nov 21	at New Orleans	P	0	0	0.0	—	0	0	0	
Nov 28	vs. Kansas City	P	0	0	0.0	—	0	0	0	
Dec 5	vs. Carolina*	P	3	69	23.0	36	0	0	0	
Dec 12	at San Francisco	S	1	8	8.0	8	0	0	0	
Dec 19	vs. Atlanta	S	2	14	7.0	9	0	0	0	
Dec 26	at Tampa Bay	P	1	9	9.0	9	0	0	0	
Jan 2	vs. St. Louis	S	1	6	6.0	6	0	0	0	
Regular Season Totals		15/3	9	117	13.0	36	0	0	0	
Jan 8	vs. New Orleans* [§]	P	1	39	39.0	39	0	0	0	
Jan 16	at Chicago†	P	3	25	8.3	10	0	0	0	
Postseason Totals		2/0	4	64	16.0	39	0	0	0	

§NFC Wild Card Game; †NFC Divisional Playoff Game

2011 SEATTLE (7-9)		RECEIVING						SCORING		
Date	Opponent	P/S	No.	Yds.	Avg.	LG	TD	2pt.	Pts.	
Games 1-5 PHYSICALLY UNABLE TO PERFORM										
Oct 23	at Cleveland	S	2	18	9.0	11	0	0	0	
Oct 30	vs. Cincinnati	P	2	21	10.5	13	0	0	0	
Nov 6	at Dallas		INACTIVE							
Nov 13	vs. Baltimore*		INACTIVE							
Nov 20	at St. Louis*	P	0	0	0.0	—	0	0	0	
Nov 21	vs. Washington	P	0	0	0.0	—	0	0	0	
Dec 1	vs. Philadelphia*	S	0	0	0.0	—	0	0	0	
Dec 12	vs. St. Louis*	S	0	0	0.0	—	0	0	0	
Dec 18	at Chicago*	S	1	21	21.0	21	0	0	0	
Dec 24	vs. San Francisco	P	0	0	0.0	—	0	0	0	
Jan 1	at Arizona	P	1	14	14.0	14	0	0	0	
Regular Season Totals		9/4	6	74	12.3	21	0	0	0	

DID YOU KNOW?

The Broncos scored four touchdowns of at least 40 yards (two pass plays, one rushing play and one punt return) during their *Monday Night Football* win against Tennessee on Nov. 19, 2007, marking the first time in club history that feat was accomplished. Denver also became the first NFL team in four seasons to score four 40+yard touchdowns in the same game with its performance against the Titans.



JEROME MURPHY

45

CORNERBACK

6-0 • 200 • 5TH YR. • SOUTH FLORIDA

BORN: Jan. 13, 1987, in Elizabeth, N.J.

HIGH SCHOOL: Elizabeth (N.J.) High School

ACQUIRED: Free Agent, 2014

NFL YEAR: 5th • **YEAR WITH BRONCOS:** 1st

NFL GAMES PLAYED/STARTED: 33/0 • **POSTSEASON GP/GS:** 1/0



MURPHY AT A GLANCE:

- A fifth-year cornerback who appeared in 33 career regular-season games during his first four NFL seasons with St. Louis (2010-11), New Orleans (2012), Detroit (2012) and Washington (2012-13).
- Recorded 32 tackles (18 solo), one interception (21 yds.), three passes defended, one forced fumble and one fumble recovery on defense in addition to posting 24 career special-teams stops.
- Saw action in a career-best 14 games as a rookie for the Rams in 2010, totaling 30 stops (17 solo) on defense and tying for fifth on the team with 13 tackles on special teams.
- Appeared in a school-record 52 games (25 starts) at the University of South Florida and totaled 202 tackles (148 solo), eight interceptions, 18 passes defended, four forced fumbles and three fumble recoveries for the Bulls.
- Joined the Broncos as a free agent on Jan. 22, 2014.
- Selected by St. Louis in the third round (65th overall) of the 2010 NFL Draft.

CAREER TRANSACTIONS: Signed by St. Louis as a draft choice 6/26/10; Placed on injured reserve by St. Louis 8/31/11; Waived by St. Louis 9/1/12; Claimed off waivers by New Orleans 9/2/12; Waived by New Orleans 9/17/12; Claimed off waivers by Detroit 9/19/12; Waived by Detroit 9/29/12; Signed by Washington 11/20/12; Waived by Washington 11/26/13; Signed by Denver to a future contract 1/22/14.



2013: Murphy appeared in 11 games for Washington and ranked fifth on the team with eight special-teams tackles... Waived by the Redskins on Nov. 26.

2012: Murphy appeared in a combined eight games with New Orleans, Detroit and Washington, totaling two defensive tackles and three special-teams stops... Competed with St. Louis during training camp before being waived on Sept. 1... Claimed off waivers by New Orleans and saw action in two games for the Saints, making two tackles (1 solo) on defense and one on special teams... Waived by New Orleans on Sept. 17 and claimed off waived by Detroit on Sept. 19... Played one contest for the Lions before being waived on Sept. 29... Signed by Washington on Nov. 29 and appeared in five regular-season games for the club, totaling two special-teams tackles... Posted one special-teams stop in Washington's NFC Wild Card Playoff Game vs. Sea. (1/6).

2011: Murphy was placed on injured reserve by St. Louis on Aug. 31.

2010: Selected by St. Louis in the third round (65th overall) of the 2010 NFL Draft, Murphy saw action in 14 games as a rookie and contributed 30 tackles (17 solo), one interception (21 yds.), three passes defended, one forced fumble and one fumble recovery... Tied for fifth on the club with 13 special-teams tackles... Made his NFL debut at Oak. (9/19) and posted his first career interception in the fourth quarter... Led the Rams with a career-high nine tackles (5 solo) at T.B. (10/24).

COLLEGE: Murphy appeared in a school-record 52 career games for the University of South Florida, starting 25 contests and totaling 202 tackles (148 solo), eight interceptions, 18 passes defended, four forced fumbles and three fumble recoveries.

PERSONAL: Murphy played defensive back and wide receiver at Elizabeth (N.J.) High School, where he earned second-team all-state honors as a senior after recording 89 tackles and eight interceptions on defense along with 580 receiving yards and seven touchdowns on offense... Jerome Murphy was born on Jan. 13, 1987, in Elizabeth, N.J.

MURPHY'S REGULAR SEASON RECORD

Year	Club	G	S	UT	A	TT	S-Yds.	I-Yds.	PD	FF	FR	TD-Int.	TD-FR	S	Pts.
2010	St. Louis	14	0	17	13	30	0-0	1-21	3	1	1	0	0	0	0
2011	St. Louis	INJURED RESERVE													
2012	N.O./Det./Was.	8	0	1	1	2	0-0	0-0	0	0	0	0	0	0	0
2013	Washington	11	0	0	0	0	0-0	0-0	0	0	0	0	0	0	0
CAREER TOTALS		33	0	18	14	32	0-0	1-21	3	1	1	0	0	0	0

ADDITIONAL STATISTICS: Special teams tackles — 2010 (13), 2012 (3), 2013 (8), TOTAL (24).

MURPHY'S POSTSEASON RECORD

Year	Club	G	S	UT	A	TT	S-Yds.	I-Yds.	PD	FF	FR	TD-Int.	TD-FR	S	Pts.
2012	Washington	1	0	0	0	0	0-0	0-0	0	0	0	0	0	0	0
CAREER TOTALS		1	0	0	0	0	0-0	0-0	0	0	0	0	0	0	0

ADDITIONAL STATISTICS: Special teams tackles — 2012 (1), TOTAL (1).

MURPHY'S SINGLE GAME HIGHS

(Postseason in parentheses)

Tackles — 9 at Tampa Bay, 10/24/10 (none). **Interceptions** — 1 at Oakland, 9/19/10 (none). **Interception return yards** — 21 at Oakland, 9/19/10 (none). **Passes defended** — 1, three times, last vs. Atlanta, 11/21/10 (none).

JEROME MURPHY'S CAREER GAME-BY-GAME

(Victories asterisked)

2010 ST. LOUIS (7-9)		TACKLES													
Date	Opponent	P/S	UT	A	TT	S-Yds.	I-Yds.	PD	FF	FR					
Sep 12	vs. Arizona										INACTIVE				
Sep 19	at Oakland	P	1	2	3	0-0	1-21	1	0	0					
Sep 26	vs. Washington*	P	0	0	0	0-0	0-0	0	0	0					
Oct 3	vs. Seattle*	P	0	0	0	0-0	0-0	0	0	0					
Oct 10	at Detroit	P	2	3	5	0-0	0-0	0	0	0					
Oct 17	vs. San Diego*	P	0	1	1	0-0	0-0	1	0	0					
Oct 24	at Tampa Bay	P	5	4	9	0-0	0-0	0	0	0					
Oct 31	vs. Carolina*	P	3	1	4	0-0	0-0	0	0	0					
Nov 14	at San Francisco	P	1	1	2	0-0	0-0	0	0	0					
Nov 21	vs. Atlanta	P	3	1	4	0-0	0-0	1	0	0					
Nov 28	at Denver*	P	2	0	2	0-0	0-0	0	1	1					
Dec 5	at Arizona*										INACTIVE				
Dec 12	at New Orleans	P	0	0	0	0-0	0-0	0	0	0					
Dec 19	vs. Kansas City	P	0	0	0	0-0	0-0	0	0	0					
Dec 26	vs. San Francisco*	P	0	0	0	0-0	0-0	0	0	0					
Jan 2	at Seattle	P	0	0	0	0-0	0-0	0	0	0					
Regular Season Totals			14/0	17	13	30	0-0	1-21	3	1	1				

2012 N.O./DET./WAS		TACKLES													
Date	Opponent	P/S	UT	A	TT	S-Yds.	I-Yds.	PD	FF	FR					
Sep 9	vs. Washington	P	1	1	2	0-0	0-0	0	0	0					
Sep 16	at Carolina	P	0	0	0	0-0	0-0	0	0	0					
Sep 23	at Tennessee	P	0	0	0	0-0	0-0	0	0	0					
WAIVED BY NEW ORLEANS ON SEPT. 17 / CLAIMED OFF WAIVERS BY DETROIT ON SEPT. 19															
WAIVED BY DETROIT ON SEPT. 29 / SIGNED BY WASHINGTON ON NOV. 20															
Nov 22											INACTIVE				
Dec 3	vs. N.Y. Giants*	P	0	0	0	0-0	0-0	0	0	0					
Dec 9	vs. Baltimore*	P	0	0	0	0-0	0-0	0	0	0					
Dec 16	at Cleveland*	P	0	0	0	0-0	0-0	0	0	0					
Dec 23	at Philadelphia*	P	0	0	0	0-0	0-0	0	0	0					
Dec 30	vs. Dallas*	P	0	0	0	0-0	0-0	0	0	0					
Regular Season Totals			8/0	1	1	2	0-0	0-0	0	0	0				
Jan 6	vs. Seattle ^S	P	0	0	0	0-0	0-0	0	0	0					
Postseason Totals			1/0	0	0	0	0-0	0-0	0	0	0				

^SNFC Wild Card Game

2013 WASHINGTON (3-13)		TACKLES													
Date	Opponent	P/S	UT	A	TT	S-Yds.	I-Yds.	PD	FF	FR					
Sep 9	vs. Philadelphia	P	0	0	0	0-0	0-0	0	0	0					
Sep 15	at Green Bay	P	0	0	0	0-0	0-0	0	0	0					
Sep 22	vs. Detroit	P	0	0	0	0-0	0-0	0	0	0					
Sep 29	at Oakland*	P	0	0	0	0-0	0-0	0	0	0					
Oct 13	at Dallas	P	0	0	0	0-0	0-0	0	0	0					
Oct 20	vs. Chicago	P	0	0	0	0-0	0-0	0	0	0					
Oct 27	at Denver	P	0	0	0	0-0	0-0	0	0	0					
Nov 3	vs. San Diego*	P	0	0	0	0-0	0-0	0	0	0					
Nov 17	at Minnesota	P	0	0	0	0-0	0-0	0	0	0					
Nov 17	at Philadelphia	P	0	0	0	0-0	0-0	0	0	0					
Nov 25	vs. San Francisco	P	0	0	0	0-0	0-0	0	0	0					
WAIVED BY WASHINGTON ON NOV. 26															
Regular Season Totals			11/0	0	0	0	0-0	0-0	0	0	0				

**JORDAN NORWOOD****11****WIDE RECEIVER****5-11 • 180 • 5TH YR. • PENN STATE****BORN:** Sept. 29, 1986, in Honolulu**HIGH SCHOOL:** State College (Pa.) Area High School**ACQUIRED:** Free Agent, 2014**NFL YEAR:** 5th • **YEAR WITH BRONCOS:** 1st**NFL GAMES PLAYED/STARTED:** 17/14**NORWOOD AT A GLANCE:**

- A fifth-year wide receiver who totaled 36 receptions for 405 yards (11.3 avg.) with one touchdown during his first four NFL seasons with Philadelphia (2009) and Cleveland (2010-12).
- Posted a career-high 23 catches for 268 yards (11.7 avg.) with one score in 14 games (4 starts) for the Browns in 2011.
- Recorded a personal-best nine catches for 81 yards (9.0 avg.) at N.Y. Giants (10/7/12) to represent the highest reception total for a Browns player in seven seasons.
- Played four seasons at Penn State University, totaling 158 receptions for 2,015 yards (12.8 avg.) with 13 touchdowns.
- Starred as a point guard in high school and saw action in four games for the Nittany Lions' basketball team during the 2006-07 season.
- Joined the Broncos a free agent on Dec. 31, 2013.
- Entered the NFL with Cleveland as a college free agent on May 1, 2009.

CAREER TRANSACTIONS: Signed by Cleveland as a college free agent 5/1/09; Waived by Cleveland 9/5/09; Signed by Philadelphia (practice squad) 9/23/09; Signed by Philadelphia (active roster) 12/1/09; Waived by Philadelphia 12/7/09; Signed by Philadelphia (practice squad) 12/9/09; Waived by Philadelphia 9/4/10; Signed by Cleveland (practice squad) 9/6/10; Signed by Cleveland (active roster) 11/30/10; Placed on injured reserve (foot) by Cleveland 10/12/12; Waived by Cleveland 8/26/13; Signed by Tampa Bay 8/28/13; Waived by Tampa Bay 8/31/13; Signed by Denver to a future contract 12/31/13.



2013: Norwood spent the year out of football after competing with Cleveland and Tampa Bay during the preseason.

2012: Norwood saw action in two games for Cleveland and totaled 13 catches for 137 yards (10.5 avg.)... Led the team with a career-best nine catches for 81 yards (9.0 avg.) at NYG (10/7)—the highest reception total for a Browns player in seven seasons... Placed on injured reserve (foot) on Oct. 12.

2011: Norwood appeared in a career-best 14 games (4 starts) and recorded 23 receptions for 268 yards (11.7 avg.) with one touchdown... Returned four punts for 35 yards (8.8 avg.)... Posted at least one reception in each of his final eight games of the season... Made his first career catch—a 6-yard reception—vs. Cin. (9/11)... Totaled 69 yards on four catches (17.3 avg.) and scored his first career touchdown at Cin. (11/27).

2010: Norwood spent the first 12 weeks on Cleveland's practice squad before being elevated to the club's 53-man roster... Inactive for the Browns' final five games.

2009: Norwood, who entered the NFL as a college free agent with Cleveland on May 1, competed with the Browns during training camp before being waived and spending the rest of his rookie season with Philadelphia... Spent 13 weeks on the Eagles' practice squad and appeared in one game for the club while on its active roster... Made his NFL debut at Atl. (12/6).

COLLEGE: Norwood played four seasons at Penn State University and totaled 158 receptions for 2,015 yards (12.8 avg.) with 13 touchdowns... Posted a career-best 637 yards and six scores on 41 catches (15.5 avg.) as a senior... Competed on the Nittany Lions' basketball team during the 2006-07 season, seeing action in four games for the school.

PERSONAL: Norwood attended State College (Pa.) Area High School, where he was a star football and basketball player... Posted 21 catches for 273 yards (13.0 avg.) with four touchdowns in helping the football team to the Class AAAA state semifinals... Selected as a two-time Mountain Athletic Conference Defensive Player of the Year as a point guard on the basketball team that captured the 2003 state title... His father, Brian Norwood, is the associate head coach (safeties) at Baylor University... His older brother, Gabe, was a member of the George Mason University basketball team that advanced to the 2006 NCAA Final Four... Jordan Shea Rashad Norwood was born on Sept. 29, 1986, in Honolulu.

NORWOOD'S REGULAR SEASON RECORD

Year	Club	RECEIVING						SCORING						
		G	S	No.	Yds.	Avg.	LG	TD	TD	TDr	TDp	TDrt	2pt	Pts.
2009	Philadelphia	1	0	0	0	0.0	—	0	0	0	0	0	0	0
2010	Cleveland	0	0	0	0	0.0	—	0	0	0	0	0	0	0
2011	Cleveland	14	4	23	268	11.7	51	1	1	0	1	0	0	6
2012	Cleveland	2	0	13	137	10.5	27	0	0	0	0	0	0	0
CAREER TOTALS		17	4	36	405	11.3	51	1	1	0	1	0	0	6

ADDITIONAL STATISTICS: Punt returns — 2011 (4 for 35 yds., 8.8 avg., 14 LG). Rushed once for 1 yd. at N.Y. Giants, 10/7/12.

NORWOOD'S SINGLE-GAME HIGHS

(Postseason in parentheses)

Receptions — 9 at N.Y. Giants, 10/7/12 (none). **Receiving yards** — 81 at N.Y. Giants, 10/7/12 (none). **Longest reception** — 51 vs. Jacksonville, 11/20/11 (none). **Receiving touchdowns** — 1 at Cincinnati, 11/27/11 (none).

JORDAN NORWOOD'S CAREER GAME-BY-GAME

(Victories asterisked)

2009 PHILADELPHIA (11-5)			RECEIVING					SCORING	
Date	Opponent	P/S	No.	Yds.	Avg.	LG	TD	2pt.	Pts.
Games 1-2			NOT WITH TEAM						
Games 3-11			PRACTICE SQUAD						
Dec 6	at Atlanta*	P	0	0	0.0	—	0	0	0
Games 13-16			PRACTICE SQUAD						
Regular Season Totals		1/0	0	0	0.0	—	0	0	0
2010 CLEVELAND (5-11)			RECEIVING					SCORING	
Date	Opponent	P/S	No.	Yds.	Avg.	LG	TD	2pt.	Pts.
Games 1-11			PRACTICE SQUAD						
Games 12-16			INACTIVE						
Regular Season Totals		0/0	0	0	0.0	—	0	0	0
2011 CLEVELAND (4-12)			RECEIVING					SCORING	
Date	Opponent	P/S	No.	Yds.	Avg.	LG	TD	2pt.	Pts.
Sep 11	vs. Cincinnati	P	1	6	6.0	6	0	0	0
Sep 18	at Indianapolis*	P	0	0	0.0	—	0	0	0
Sep 25	vs. Miami*	P	0	0	0.0	—	0	0	0
Oct 2	vs. Tennessee	P	1	19	19.0	19	0	0	0
Oct 16	at Oakland	P	0	0	0.0	—	0	0	0
Oct 23	vs. Seattle*	P	0	0	0.0	—	0	0	0
Oct 30	at San Francisco	P	5	32	6.4	14	0	0	0
Nov 6	at Houston	P	1	6	6.0	6	0	0	0
Nov 13	vs. St. Louis	S	2	14	7.0	8	0	0	0
Nov 20	vs. Jacksonville*	S	1	51	51.0	51	0	0	0
Nov 27	at Cincinnati	P	4	69	17.3	36	1	0	6
Dec 4	vs. Baltimore	S	3	29	9.7	11	0	0	0
Dec 8	at Pittsburgh	P	2	21	10.5	14	0	0	0
Dec 18	at Arizona	S	3	21	7.0	8	0	0	0
Dec 24	at Baltimore		INACTIVE						
Jan 1	vs. Pittsburgh		INACTIVE						
Regular Season Totals		14/4	23	268	11.7	51	1	0	6
2012 CLEVELAND (5-11)			RECEIVING					SCORING	
Date	Opponent	P/S	No.	Yds.	Avg.	LG	TD	2pt.	Pts.
Games 1-3			INACTIVE						
Sep 27	at Baltimore	P	4	56	14.0	27	0	0	0
Oct 7	at N.Y. Giants	P	9	81	9.0	15	0	0	0
PLACED ON INJURED RESERVE ON OCT. 12									
Regular Season Totals		2/0	13	137	10.5	27	0	0	0

DID YOU KNOW?

The Broncos have started a season with a 3-0 or better record 12 times in club history, including eight times in the last 18 seasons (since 1996).

**BROCK OSWEILER****17****QUARTERBACK****6-8 • 240 • 3RD YR. • ARIZONA STATE****BORN:** Nov. 22, 1990, in Coeur d'Alene, Idaho**HIGH SCHOOL:** Flathead High School, Kalispell, Mont.**ACQUIRED:** Drafted #2b (57th overall), 2012**NFL YEAR:** 3rd • **YEAR WITH BRONCOS:** 3rd**NFL GAMES PLAYED/STARTED:** 9/0**OSWEILER AT A GLANCE:**

- A third-year player who completed 13-of-20 passes (65.0%) for 107 yards in nine games as the backup quarterback for Denver during the last two seasons.
- Appeared in four games as the No. 2 quarterback for the Broncos in 2013 and completed 11-of-16 attempts (68.8%) for 95 yards.
- Saw his most extensive NFL regular-season action at Oakland (12/29/13), playing the entire second half and totaling 85 yards on 9-of-13 passing (69.2%).
- Saw action in five contests during his rookie season in 2012 and completed 2-of-4 passes for 12 yards.
- Started 15-of-25 games played at Arizona State University and completed 412-of-680 (60.6%) passes for 5,082 yards with 33 touchdowns and 15 interceptions.
- Left for the NFL after his junior campaign in which he opened all 13 contests for the Sun Devils and became just the fourth player in Pac-12 Conference history to throw for 4,000 yards.
- Combined to complete 108-of-157 (68.8%) passes for 1,262 yards with nine touchdowns and three interceptions (151.4 rtg.) against ASU's four ranked opponents in 2011.
- Threw for at least 300 yards in 7-of-15 games started during his career at ASU.
- Tied for the tallest Bronco in team history at 6'8".
- Originally committed to attend Gonzaga University on a basketball scholarship before electing to pursue football instead at ASU.
- Selected by the Broncos in the second round (57th overall) of the 2012 NFL Draft.

CAREER TRANSACTIONS: Signed by Denver as a draft choice 7/24/12.

2013: Osweiler appeared in four games, completing 11-of-16 passes (68.8%) for 95 yards... Played one snap on the field-goal block unit in overtime at N.E. (11/24)... Played the entire second half at Oak. (12/29) and completed 9-of-13 attempts (69.2%) for 85 yards.

2012: Selected by Denver in the second round (57th overall) of the 2012 NFL Draft, Osweiler played five games during his rookie season, completing 2-of-4 passes for 12 yards after earning the backup quarterback job out of training camp... Saw his first regular-season NFL action on Denver's final snap of its 37-6 win vs. Oak. (9/30)... Completed his first NFL pass for a 5-yard gain in Denver's regular-season finale vs. K.C. (12/30).

COLLEGE: Osweiler played 25 career games (15 starts) at Arizona State University and completed 412-of-680 passes (60.6%) for 5,082 yards with 33 touchdowns and 15 interceptions... Named a team captain as a junior in 2011 and totaled 4,036 yards on 326-of-516 (63.2%) passing with 26 touchdowns and 13 interceptions... Set school records for completions, attempts and yards while his 26 scores through the air marked the fourth most in ASU annals... Ranked second in the Pac-12 Conference and 11th in the nation with 317.3 passing yards per game... Combined to complete 108-of-157 (68.8%) passes for 1,262 yards with nine touchdowns and three interceptions (151.4 rtg.) against ASU's four ranked opponents in 2011... Appeared in six games (1 start) as a sophomore and completed 62-of-109 (56.9%) passes for 797 yards with five touchdowns and zero interceptions (133.4 rtg.)... Named MVP of the Territorial Cup after throwing for 267 yards and one touchdown in his only start of the season in the Sun Devils' 30-29 overtime win at Arizona (12/2/11)... Played six games (1 start) as a true freshman for Arizona State, completing 24-of-55 (43.6%) passes for 249 yards with two touchdowns and two interceptions for an 86.4 passer rating... Became the first ASU true freshman quarterback to start a game since Jake Plummer in 1993 when he opened the Sun Devils' game at No. 14 Oregon (11/14/09).

PERSONAL: Osweiler was named the 2008-09 Gatorade State Player of the Year for Montana following his senior season at Flathead High School in Kalispell, Mont., after completing 189-of-303 (62.4%) passes for 2,703 yards with 29 touchdowns... Averaged 24.9 points and 14.5 rebounds as a junior on the hardwood and was listed as a three-star basketball recruit by Scout.com... Originally committed to Gonzaga University to play basketball before deciding to pursue football collegiately... Studied sociology and political science at ASU... Brock Alan Osweiler was born on Nov. 22, 1990, in Coeur d'Alene, Idaho.

OSWEILER'S REGULAR SEASON RECORD

		PASSING											
Year	Club	G	S	Att.	Comp.	Pct.	Yds.	Yds./Att.	TD	% Int.	% LG	Sack/Yds.	Rtg.
2012	Denver	5	0	4	2	50.0	12	3.0	0	0.0	7	0/0	56.3
2013	Denver	4	0	16	11	68.8	95	5.9	0	0.0	19	2/8	84.1
CAREER TOTALS		9	0	20	13	65.0	107	5.4	0	0.0	0	2/8	78.5

		RUSHING					SCORING					
Year	Club	Att.	Yds.	Avg.	LG	TD	TD	TDr	TDP	TDr	2pt	Pts.
2012	Denver	8	-13	-1.6	-1	0	0	0	0	0	0	0
2013	Denver	3	2	0.7	4	0	0	0	0	0	0	0
CAREER TOTALS		11	-11	-1.0	4	0	0	0	0	0	0	0

ADDITIONAL STATISTICS: Fumble recoveries — 2012 (1), TOTAL (1).

OSWEILER'S SINGLE-GAME HIGHS

(Postseason in parentheses)

Pass attempts — 13 at Oakland, 12/29/13 (none). **Pass completions** — 9 at Oakland, 12/29/13 (none). **Passing yards** — 85 at Oakland, 12/29/13 (none). **Longest pass completion** — 19 at Oakland, 12/29/13 (none). **Rushing attempts** — 3 vs. Kansas City, 12/30/12 (none). **Rushing yards** — 3 vs. Philadelphia, 9/29/13 (none). **Longest rush** — 4 vs. Philadelphia, 9/29/13 (none).

BROCK OSWEILER'S CAREER GAME-BY-GAME

(Victories asterisked)

2012 DENVER (13-3)		PASSING								RUSHING					
Opponent	P/S	Att.	Comp.	Yds.	Pct.	TD	INT	LG	S/Yds.	Rtg.	Att.	Yds.	Avg.	LG	TD
vs. Pit. (9/9)*								DID NOT PLAY							
at Atl. (9/17)								DID NOT PLAY							
vs. Hou. (9/23)								DID NOT PLAY							
vs. Oak. (9/30)*	P	0	0	0	0.0	0	0	—	0/0	0.0	1	-1	-1.0	-1	0
at N.E. (10/7)								DID NOT PLAY							
at S.D. (10/15)*								DID NOT PLAY							
vs. N.O. (10/28)*	P	0	0	0	0.0	0	0	—	0/0	0.0	1	-1	-1.0	-1	0
at Cin. (11/4)*								DID NOT PLAY							
at Car. (11/11)*								DID NOT PLAY							
vs. S.D. (11/18)*								DID NOT PLAY							
at K.C. (11/25)*								DID NOT PLAY							
vs. T.B. (12/2)*								DID NOT PLAY							
at Oak. (12/6)*								DID NOT PLAY							
at Bal. (12/16)*	P	0	0	0	0.0	0	0	—	0/0	0.0	2	-4	-2.0	-2	0
vs. Cle. (12/23)*	P	0	0	0	0.0	0	0	—	0/0	0.0	1	-1	-1.0	-1	0
vs. K.C. (12/30)*	P	4	2	12	50.0	0	0	7	0/0	56.2	3	-6	-2.0	-2	0
Regular Season Totals	5/0	4	2	12	50.0	0	0	7	0/0	56.2	8	-13	-1.6	-1	0
vs. Bal. (1/12)†								DID NOT PLAY							
Postseason Totals	0/0	0	0	0	0.0	0	0	—	0/0	0.0	0	0	0.0	—	0

†AFC Divisional Playoff Game

2013 DENVER (13-3)		PASSING								RUSHING					
Opponent	P/S	Att.	Comp.	Yds.	Pct.	TD	INT	LG	S/Yds.	Rtg.	Att.	Yds.	Avg.	LG	TD
vs. Bal. (9/5)*								DID NOT PLAY							
at NYG (9/15)*								DID NOT PLAY							
vs. Oak. (9/23)*								DID NOT PLAY							
vs. Phi. (9/29)*	P	3	2	10	66.7	0	0	5	0/0	71.5	2	3	1.5	4	0
at Dal. (10/6)*								DID NOT PLAY							
vs. Jac. (10/13)*								DID NOT PLAY							
at Ind. (10/20)								DID NOT PLAY							
vs. Was. (10/27)*								DID NOT PLAY							
at S.D. (11/10)*								DID NOT PLAY							
vs. K.C. (11/17)*								DID NOT PLAY							
at N.E. (11/24)	P	0	0	0	0.0	0	0	—	0/0	0.0	0	0	0.0	—	0
at K.C. (12/1)*								DID NOT PLAY							
vs. Ten. (12/8)*								DID NOT PLAY							
vs. S.D. (12/12)								DID NOT PLAY							
at Hou. (12/22)*	P	0	0	0	0.0	0	0	—	0/0	0.0	0	0	0.0	—	0
at Oak. (12/29)*	P	13	9	85	69.2	0	0	19	2/8	87.0	1	-1	-1.0	-1	0
Regular Season Totals	4/0	16	11	95	68.8	0	0	19	2/8	84.1	3	2	0.7	4	0
vs. S.D. (1/12)*†								DID NOT PLAY							
vs. N.E. (1/19)*‡								DID NOT PLAY							
vs. Sea. (2/2)§								DID NOT PLAY							
Postseason Totals	0/0	0	0	0	0.0	0	0	—	0/0	0.0	0	0	0.0	—	0

†AFC Divisional Playoff Game; ‡AFC Championship Game; §Super Bowl XLVIII



NATHAN PALMER

13

WIDE RECEIVER

5-11 • 198 • 2ND YR. • NORTHERN ILLINOIS



BORN: April 14, 1989, in Elkhart, Ind.

HIGH SCHOOL: Elkhart (Ind.) Central High School

ACQUIRED: Free Agent, 2013

NFL YEAR: 2nd • **YEAR WITH BRONCOS:** 2nd

NFL GAMES PLAYED/STARTED: 5/0

PALMER AT A GLANCE:

- A second-year wide receiver who appeared in five games for Indianapolis as a rookie in 2012 before competing on practice squads with Miami and Denver in 2013.
- Saw action in 48 career games (20 starts) at Northern Illinois University, where he totaled 93 receptions for 1,575 yards (16.9 avg.) with 16 touchdowns.
- Recorded 695 receiving yards and seven scores on 47 catches (14.8 avg.) as a senior for the Huskies in 2011.
- Joined the Broncos a practice-squad signee on Dec. 24, 2013.
- Entered the NFL with San Francisco as a college free agent on May 4, 2012.

CAREER TRANSACTIONS: Signed by San Francisco as a college free agent 5/4/12; Waived by San Francisco 8/31/12; Signed by San Francisco (practice squad) 9/1/12; Signed by Indianapolis 9/24/12; Waived by Indianapolis 9/2/13; Signed by Miami (practice squad) 10/23/13; Waived by Miami 12/23/13; Signed by Denver (practice squad) 12/24/13.



2013: Palmer spent the season competing on practice squads with Miami and Denver after being waived by Indianapolis on Sept. 2.

2012: Palmer, who entered the NFL as a college free agent with San Francisco on May 4, spent the preseason with the 49ers before being waived and catching on with Indianapolis... Appeared in five games for the Colts and made one reception... Inactive for three contests and did not play in one other... Made his NFL debut vs. G.B. (10/7) and caught his first career pass at NYJ (10/14).

COLLEGE: Palmer started 20-of-48 career games at Northern Illinois University and totaled 93 receptions for 1,575 yards (16.9 avg.) with 16 touchdowns... Added 200 rushing yards and one touchdown on 21 carries (9.5 avg.)... Posted career highs in catches (47), receiving yards (695) and touchdowns (7) as a senior in 2011.

PERSONAL: Palmer was a first-team all-state and all-conference selection at Elkhart (Ind.) High School, where he earned Offensive Player of the Year honors as a senior... Nathan Palmer was born on April 14, 1989.

PALMER'S REGULAR SEASON RECORD

Year	Club	RECEIVING							SCORING					
		G	S	No.	Yds.	Avg.	LG	TD	TD	TDr	TDp	TDrt	2pt	Pts.
2012	Indianapolis	5	0	1	-4	-4.0	-4	0	0	0	0	0	0	0
2013	Mia./Den.	PRACTICE SQUAD												
CAREER TOTALS		5	0	1	-4	-4.0	-4	0	0	0	0	0	0	0

ADDITIONAL STATISTICS: Punt returns — 2011 (4 for 35 yds., 8.8 avg., 14 LG). Rushed once for 1 yd. at N.Y. Giants, 10/7/12.

NATHAN PALMER'S CAREER GAME-BY-GAME

(Victories asterisked)

2012 INDIANAPOLIS (11-5)		RECEIVING						SCORING	
Date	Opponent	P/S	No.	Yds.	Avg.	LG	TD	2pt.	Pts.
Games 1-3	SAN FRANCISCO'S PRACTICE SQUAD / SIGNED BY INDIANAPOLIS ON SEPT. 24								
Oct 7	vs. Green Bay*	P	0	0	0.0	—	0	0	0
Oct 14	at N.Y. Jets	P	1	-4	-4.0	-4	0	0	0
Oct 21	vs. Cleveland*	P	0	0	0.0	—	0	0	0
Oct 28	INACTIVE								
Nov 4	INACTIVE								
Nov 8	at Jacksonville*	P	0	0	0.0	—	0	0	0
Nov 18	at New England	P	0	0	0.0	—	0	0	0
Nov 25	DID NOT PLAY								
Games 12-16	INACTIVE								
Regular Season Totals		5/0	1	-4	-4.0	-4	0	0	0



MATT PRATER

5

KICKER



5-10 • 195 • 8TH YR. • CENTRAL FLORIDA

BORN: Aug. 10, 1984, in Mayfield Heights, Ohio

HIGH SCHOOL: Estero (Fla.) High School.

ACQUIRED: Free Agent, 2007

NFL YEAR: 8th • YEAR WITH BRONCOS: 8th

NFL GAMES PLAYED/STARTED: 96/0 • POSTSEASON GP/GS: 6/0

PRATER AT A GLANCE:

- An eighth-year kicker who ranks first in franchise history in field goal accuracy having converted 141-of-170 (.829) attempts during his first seven seasons with the Broncos.
- Selected to his first career Pro Bowl in 2013 in addition to being named a second-team All-Pro choice by the Associated Press after converting 25-of-26 field goals (.962), ranking second in the NFL in points scored (150) and setting a league record with 81 touchbacks on kickoffs.
- Set an NFL record with a 64-yard field goal vs. Tennessee (12/8/13).
- Owns the best field goal percentage from 50+yards (.778 / 21-of-27) in league history among players who started their career after 1970 (min. 20 att.).
- Converted 47-of-50 (.940) career field goals in the fourth quarter in addition to connecting on all four of his attempts in overtime.
- Set a franchise record with 150 points scored (25/26 FGs, 75/75 PATs) and .962 field goal percentage in 2013.
- Owns five AFC Special Teams Player of the Week awards (2008, '09, '11, '12, '13) and two AFC Special Teams Player of the Month honors (Sept. '09, Dec./Jan. '11) for his NFL career.
- Delivered four game-winning field goals on the last play of the game in 2011 (3 in OT, 1 on last play of regulation) to tie for the second most in a single season in NFL history.
- Joined Mike Vanderjagt as the only two players in NFL history to kick a 50-yard field goal with less than a minute remaining in regulation to force overtime in addition to converting a 50-yard game-winning field goal in overtime with his performance vs. Chicago (12/11/11).
- Finished his career at the University of Central Florida tied for first in school history in field goals made (50) and ranked fourth in scoring (258 pts.).
- Joined the Broncos from Miami's practice squad on Dec. 19, 2007.
- Entered the NFL with Detroit as a college free agent on May 4, 2006.

5's TROPHY CASE

Pro Bowls (1)	2013
All-Pro (2nd team) (1)	2013

CAREER TRANSACTIONS: Signed by Detroit as a college free agent 5/4/06; Waived by Detroit 8/28/06; Signed by Miami to a future contract 1/4/07; Waived by Miami 8/27/07; Signed by Atlanta 8/30/07; Waived by Atlanta 9/18/07; Signed by Miami (practice squad) 11/14/07; Signed by Denver (active roster) 12/19/07. Placed on injured reserve by Denver 12/23/10.



2013: Prater was named to his first career Pro Bowl as well as the Associated Press' All-Pro Second Team in 2013 after converting 25-of-26 field goals—including a league-record 64-yarder—and all 75 extra point attempts in addition to setting an NFL record with 81 touchbacks on kickoffs... Ranked second in the NFL with a franchise-record 150 points scored and led the league with a .962 field goal percentage (6th in NFL history w/min. 25 att.)... Led all players with six 50-yard field goals... Played all three postseason games, converting 5-of-6 field goals

PRATER IS FRANCHISE'S MOST ACCURATE KICKER

BEST FIELD GOAL PERCENTAGE, BRONCOS HISTORY

Player	Md.	Att.	Pct.
1. Matt Prater, 2007-Pres.	141	170	82.9
2. Jason Elam, 1993-2007	395	490	80.6
3. David Treadwell, 1989-92	99	127	78.0
4. Rich Karlis, 1982-88	137	193	71.0
5. Fred Steinfort, 1979-81	43	64	67.2
6. Jim Turner, 1971-79	151	232	65.1
7. Gene Mingo, 1960-64	72	119	60.5

BEST FG PCT. SINGLE SEASON, BRONCOS HISTORY

Player	Md.	Att.	Pct.
1. Matt Prater, 2013	25	26	96.2
2. Jason Elam, 2006	27	29	93.1
3. Matt Prater, 2010	16	18	88.9
4. Jason Elam, 2003	27	31	87.1
Jason Elam, 2007	27	31	87.1
6. Jason Elam, 2001	31	36	86.1
7. Matt Prater, 2009	30	35	85.7

PRATER'S RECORD-SETTING FIELD GOAL

LONGEST FIELD GOALS, NFL HISTORY

Player	Opponent	Length
1. Matt Prater, Den.	vs. Ten. (12/8/13)	64
2. David Akers, S.F. Sebastian Janikowski, Oak. Jason Elam, Den. Tom Dempsey, N.O.	at G.B. (9/9/12) at Den. (9/12/11) vs. Jac. (10/25/98) vs. Det. (11/8/70)	63 63 63 63
6. Matt Bryant, T.B.	vs. Phi. (10/22/06)	62

with five extra points and touchbacks on 12-of-13 kickoffs... Tied a career high with seven PATs and produced touchbacks on all eight of his kickoffs in Denver's season-opening win vs. Bal. (9/5)... Kicked a 53-yard field goal and tied career highs with seven extra points, nine kickoffs and eight touchbacks vs. Phi. (9/29)... Set a career high with 15 points after converting six extra points and all three field goal attempts, including the game-winning 28-yarder, at Dal. (10/6)... Became the last kicker in the NFL to miss a field goal after making attempts from 52 and 36 yards and missing one from 52 yards vs. K.C. (11/17)... Named AFC Special Teams Player of the Week after setting an NFL record with a 64-yard field goal as time expired in the first half vs. Ten. (12/8) and tying a career high with 15 points (3 FG, 6 PAT)... Posted touchbacks on all five kickoffs in Denver's AFC Divisional Playoff Game vs. S.D. (1/12)... Converted the longest field goal (54 yds.) in franchise postseason history while tying the league's postseason record with touchbacks on all seven kickoffs in Denver's AFC Championship Game vs. N.E. (1/19).

2012: Prater appeared in all 16 regular-season games and set a franchise record for a kicker with 133 points scored (26/32 FGs, 55/55 PATs), breaking Jason Elam's previous mark of 132 points in 1995... Led the NFL with 65 touchbacks on 98 kickoffs (66.3 pct.)... Established a career high with eight touchbacks on eight kickoffs vs. Oak. (9/30), while also converting three-of-three field goals, earning AFC Special Teams Player of the Week for his performance... Matched a career high with four field goals (4-of-4) at Oak. (12/6)... Made a career-high two special teams tackles at Bal. (12/16).

2011: Prater played all 16 regular-season games and made 19-of-25 field goals in addition to converting all 30 extra point attempts... Led the NFL in touchback percentage (70.1 / 47-of-67)... Made four walk-off field goals—three in overtime and one at the end of regulation—to tie for the second-most game-winning kicks in NFL history in a single season... Successful on all four field goal attempts in two postseason games for the Broncos... Named AFC Special Teams Player of the Week for his effort vs. Chi. (12/11) in which he converted a 59-yard field goal with 0:03 remaining to force overtime and then won the game with a 51-yard kick in the extra session... Named AFC Special teams Player of the Month for Dec./Jan. after making 6-of-7 field goals during Denver's last five games, including both of his attempts from 50+ yards.

2010: Prater played 12 games and converted 16-of-18 field goals to go along with 28-of-29 extra point attempts to record the second-highest single-season field goal percentage (.889) in team history... Kicked off 54 times for 3,638 yards (67.4 avg.) with 20 touchbacks... Converted his 18th consecutive field goal attempt vs. NYJ (10/17)—a career-long 59-yarder—dating to the ninth game of the 2009 season to mark the third-longest such streak in team history... Saw his streak of 15 consecutive games with a field goal (T-3rd longest in Broncos history) end in Week 7 vs. Oak. (10/24) when he did not attempt a field goal... Inactive in Weeks 14-15 before being placed on injured reserve on Dec. 23 with a groin injury.

2009: Prater played all 16 games for the Broncos, converting 30-of-35 (.857) field goal attempts along with all 32 extra point attempts while kicking off 77 times for 5,304 yards (68.9 avg.) with 28 touchbacks... Tied for third in the NFL as well as in Broncos history for a year in field goals (30)... Tied for fifth in team history in field goal percentage (.857)... Set a club record and tied for second in the league with 28 touchbacks... Became the fifth Bronco with multiple 100-point seasons with 122 points that tied for seventh in the league... Made 19 of his final 20 field goal attempts... Converted 2-of-3 50-yard attempts... Had one special-teams tackle... Named AFC Special Teams Player of the Month for September after totaling 41 points, converting 9-of-10 field goals and all 14 extra points, in addition to registering seven touchbacks on kickoffs... Made a game-winning 41-yard field goal in overtime vs. N.E. (10/11)... Enjoyed a career night on Thanksgiving vs. NYG (11/26), making all four field goal attempts and posting five touchbacks on kickoffs to earn AFC Special Teams Player of the Week honors.

2008: Prater played all 16 games for Denver in his first full NFL season, converting 25-of-34 (.735) field goal attempts along with 39-of-40 (.975) extra point attempts while kicking off 82 times for 5,387 yards (65.7 avg.) with 19 touchbacks... Had three special-teams tackles... Tied the Broncos' single-season record and ranked fourth in the NFL with five 50-yard field goals in six attempts... Notched his first 100-point season (114 pts.), becoming

PRATER SHOWS LEG STRENGTH

HIGHEST 50-YD. FIELD GOAL PCT., NFL, SINCE 1970

Player	(min. 20 att.)		
	Md.	Att.	Pct.
1. Matt Prater, Den	21	27	77.8
2. Robbie Gould, Chi.	16	21	76.2
3. Tony Zendejas, LAN/Hou.	17	23	73.9
4. Jeff Wilkins, St./S.F./Phi.	26	36	72.2
5. Rob Bironas, Ten.	24	34	70.6

LONGEST FIELD GOALS, BRONCOS HISTORY

Player	Opponent	Length
1. Matt Prater	vs. Ten., 12/8/13	64*
2. Jason Elam	vs. Jac., 10/25/98	63
3. Matt Prater	vs. NYJ, 10/17/10	59
4. Matt Prater	vs. Chi., 12/11/11	59
5. Fred Steinfort	vs. Was., 10/13/80	57

PRATER A CLUTCH SCORER

HIGHEST CAREER FIELD GOAL PERCENTAGE IN FOURTH QUARTER, NFL HISTORY

Player	Md.	Att.	Pct.
1. Stephen Gotkowski, N.E.	63	65	96.9
2. Matt Prater, Den.	47	50	94.0
3. Nick Folk, Dal./NYJ	47	51	92.2
4. Josh Brown, Sea./Stl./Cin./NYG	73	81	90.1
5. Rob Bironas, Ten.	60	67	89.6

the ninth different Bronco to reach that mark... Became the third Bronco—and the first to do so on the road—to hit two 50-yard field goals (56, 51 yds.) in the same game at K.C. (9/28)... 56-yarder against the Chiefs was a career long and tied for the third-longest field goal in Denver annals as well as in the NFL in 2008... Named AFC Special Teams Player of the Week after making all three field goal attempts, including a 55-yarder, vs. T.B. (10/5).

2007: Prater played four games, seeing action in two games with both Atlanta and Denver... Made 1-of-4 field goal attempts and his lone extra point attempt (all with Atlanta) while kicking off 11 times for 756 yards (68.7 avg.) with five touchbacks... Spent training camp with Miami but was waived on Aug. 27 before signing with Atlanta on Aug. 30... Waived by Atlanta on Sept. 18 before joining Miami's practice squad on Nov. 14... Signed with Denver's active roster on Dec. 19.

2006: Prater entered the NFL with Detroit as college free agent on May 4... Waived by Detroit on Aug. 28... Made all four field goal attempts and both extra point attempts in the preseason with the Lions.

COLLEGE: Prater played 46 career games at the University of Central Florida, finishing his career tied for first in school history in field goals made (50) and ranked fourth in scoring (258 pts.)... Converted 50-of-74 (.676) career field goal attempts with a 53-yard long... Made 17-of-26 (.654) field goal attempts as a senior with a 49-yard long for UCF.

PERSONAL: Prater was a second-team all-state selection as a senior at Estero (Fla.) High School... Also named first-team all-conference and all-Southwest Florida... Connected on 56-of-58 extra point attempts and made 14 field goals while placing 84 percent of his kickoffs into the end zone for Estero... Majored in psychology at Central Florida... Matt Prater was born on Aug. 10, 1984, in Mayfield Heights, Ohio.

PRATER'S REGULAR SEASON RECORD

Year	Club	G	FIELD GOALS							TOTAL	Pct.	PATs		Pts.
			1-19	20-29	30-39	40-49	50-59	60+	Md./Att.			Pct.		
2007	Den./Mia./Atl.	4	0/0	0/1	0/0	1/3	0/0	0/0	1/4	250	1/1	1.000	4	
2008	Denver	16	0/0	7/8	8/9	5/11	5/6	0/0	25/34	735	39/40	.975	114	
2009	Denver	16	0/0	14/14	6/8	8/10	2/3	0/0	30/35	857	32/32	1.000	122	
2010	Denver	12	0/0	3/3	7/7	4/5	2/3	0/0	16/18	889	28/29	.966	76	
2011	Denver	16	0/0	5/6	8/8	3/7	3/4	0/0	19/25	760	30/30	1.000	87	
2012	Denver	16	1/1	7/7	10/11	5/9	3/4	0/0	26/32	813	55/55	1.000	133	
2013	Denver	16	2/2	4/4	5/5	8/8	5/6	1/1	25/26	962	75/75	1.000	150	
CAREER TOTALS	96	3/3	40/43	44/48	34/53	20/26	1/1	142/174	816	260/262	.992	686		
BRONCOS TOTALS	94	3/3	40/42	44/48	33/50	20/26	1/1	141/170	829	259/261	.992	682		

ADDITIONAL STATISTICS: Kickoffs — 2007 (11 for 756 yds., 68.7 avg., 5 TBs), 2008 (82 for 5,387 yds., 65.7 avg., 19 TBs), 2009 (77 for 5,304 yds., 68.9 avg., 28 TBs), 2010 (54 for 3,638 yds., 67.4 avg., 20 TBs), 2011 (67 for 4,410 yds., 65.8 avg., 47 TBs), 2012 (98 for 6,305 yards, 64.3 avg., 65 TBs), 2013 (112 for 7,370 yards, 65.8 avg., 81 TBs) TOTAL (501 for 33,194 yds., 66.3 avg., 265 TBs). Special teams tackles — 2008 (3), 2009 (1), 2010 (1), 2011 (1), 2012 (2) TOTAL (8). Miscellaneous tackles — 2010 (1), TOTAL (1).

PRATER'S POSTSEASON RECORD

Year	Club	G	FIELD GOALS							TOTAL	Pct.	PATs		Pts.
			1-19	20-29	30-39	40-49	50-59	60+	Md./Att.			Pct.		
2011	Denver	2	0/0	2/2	1/1	1/1	0/0	0/0	4/4	1,000	3/3	1.000	15	
2012	Denver	1	0/0	0/0	0/0	0/0	0/1	0/0	0/1	0.000	5/5	1.000	5	
2013	Denver	3	1/1	1/1	1/1	1/2	1/1	0/0	5/6	.833	5/5	1.000	20	
CAREER TOTALS	6	1/1	3/3	2/2	2/3	1/2	0/0	9/11	818	13/13	1.000	40		

ADDITIONAL STATISTICS: Kickoffs — 2011 (9 for 594 yds., 66.0 avg., 8 TBs), 2012 (7 for 454 yds., 64.9 avg., 3 TBs), 2013 (13 for 832 yds., 64.0 avg., 12 TBs), TOTAL (28 for 1,828 yards, 65.3 avg., 23 TBs).

PRATER'S SINGLE GAME HIGHS

(Postseason in parentheses)

Field goals made — 4, five times, last at Oakland, 12/6/12 (4 vs. New England, 1/19/14). **Field goals attempted** — 5 at Kansas City, 9/28/08 (4 vs. New England, 1/19/14). **Longest field goal made** — 64* vs. Tennessee, 12/8/13 (54 vs. New England, 1/19/14). **Longest field goal attempted** — 64 vs. Tennessee, 12/8/13 (vs. New England, 1/19/14). **Consecutive field goals made** — 18, 11/1/09-10/17/10 (4, twice, last 1/19/14). **PATs made** — 7, three times, last vs. Philadelphia, 9/29/13 (5 vs. Baltimore, 1/12/13). **PATs attempted** — 7, three times, last vs. Philadelphia, 9/29/13 (5 vs. Baltimore, 1/12/13). **Consecutive PATs made** — 172, 11/14/10-12/29/14 (13, 1/8/12-1/19/14); **Points scored** — 15, twice, last vs. Tennessee, 12/8/13 (14 vs. New England, 1/19/14). **Consecutive games with a field goal** — 15, 11/9/09-10/17/10 (3, 1/8/12-1/19/12). **Kickoffs** — 9, three times, last at Dallas, 10/6/13 (7 vs. New England, 1/19/14). **Touchbacks on kickoffs** — 8, four times, last vs. Washington, 10/27/13 (7 vs. New England, 1/19/14). **Special teams tackles** — 2 at Baltimore, 12/16/12 (none).

*NFL Record

PRATER HOLDS BRONCOS' TOP TWO SINGLE-SEASON SCORING MARKS

MOST POINTS SCORED BY A KICKER, SINGLE SEASON BRONCOS HISTORY

	Player	Year	No.
1.	Matt Prater	2013	150
2.	Matt Prater	2012	133
3.	Jason Elam	1995	132
4.	Jason Elam	2004	129
5.	Jason Elam	1998	127

PRATER'S 50-YARD FIELD GOALS (22)

**denotes win (The Broncos are 14-6 when Prater records a 50+yard field goal in a game.)*

Date	Opponent	Length
9/14/08	vs. San Diego*	52
9/28/08	at Kansas City	56
9/28/08	at Kansas City	51
10/5/08	vs. Tampa Bay*	55
11/2/08	vs. Miami	50
9/13/09	at Cincinnati*	50
12/20/09	vs. Oakland	51
9/12/10	at Jacksonville	54
10/17/10	vs. N.Y. Jets	59
10/23/11	at Miami*	52
12/11/11	vs. Chicago*	59
12/11/11	vs. Chicago*	51
9/23/12	vs. Houston	53
9/30/12	vs. Oakland*	53
11/11/12	at Carolina*	53
9/23/13	vs. Oakland*	53
9/29/13	vs. Philadelphia*	53
10/6/13	at Dallas*	50
11/17/13	vs. Kansas City*	54
12/8/13	vs. Tennessee*#	64^
12/29/13	at Oakland*	54
1/19/14	vs. New England*^	54

^Playoff Game; #NFL Record

MATT PRATER'S CAREER GAME-BY-GAME

(Victories asterisked)

2007 ATL. (4-12) / DEN. (7-9)		FIELD GOALS										PATs		
Date	Opponent	P	10-19	20-29	30-39	40-49	50-59	60+	TOTAL	Pct.	Md./Att.	Pct.	Pts.	
Sep 9	at Minnesota	P	0/0	0/0	0/0	1/2	0/0	0/0	1/2	.500	0/0	—	3	
Sep 16	at Jacksonville	P	0/0	0/1	0/0	0/1	0/0	0/0	0/2	—	1/1	1.000	1	
WAIVED BY ATLANTA ON SEPT. 18 / SIGNED BY DENVER ON DEC. 19														
GAMES 15-16 USED ONLY FOR KICKOFFS														
Regular Season Totals		4	0/0	0/1	0/0	1/3	0/0	0/0	1/4	.250	1/1	1.000	4	

2008 DENVER (8-8)		FIELD GOALS										PATs		
Date	Opponent	P	10-19	20-29	30-39	40-49	50-59	60+	TOTAL	Pct.	Md./Att.	Pct.	Pts.	
Sep 8	at Oakland*	P	0/0	1/1	0/0	1/1	0/0	0/0	2/2	1.000	5/5	1.000	11	
Sep 14	vs. San Diego*	P	0/0	0/0	0/0	0/0	1/1	0/0	1/1	1.000	4/4	1.000	7	
Sep 21	vs. New Orleans*	P	0/0	1/1	1/1	0/0	0/0	0/0	2/2	1.000	4/4	1.000	10	
Sep 28	at Kansas City	P	0/0	1/2	1/1	0/0	2/2	0/0	4/5	.800	1/1	1.000	13	
Oct 5	vs. Tampa Bay*	P	0/0	1/1	0/0	1/1	1/1	0/0	3/3	1.000	1/1	1.000	10	
Oct 12	vs. Jacksonville	P	0/0	0/0	1/1	0/0	0/0	0/0	1/1	1.000	2/2	1.000	5	
Oct 20	at New England	P	0/0	0/0	0/0	0/0	0/0	0/0	0/0	—	1/1	1.000	1	
Nov 2	vs. Miami	P	0/0	0/0	0/0	0/1	1/1	0/0	1/2	.500	2/2	1.000	5	
Nov 6	at Cleveland*	P	0/0	0/0	2/3	0/0	0/0	0/0	2/3	.667	4/4	1.000	10	
Nov 16	at Atlanta*	P	0/0	1/1	0/0	0/1	0/0	0/0	1/2	.500	3/3	1.000	6	
Nov 23	vs. Oakland	P	0/0	0/0	0/0	1/3	0/0	0/0	1/3	.333	1/1	1.000	4	
Nov 30	at N.Y. Jets*	P	0/0	1/1	1/1	0/0	0/0	0/0	2/2	1.000	4/4	1.000	10	
Dec 7	vs. Kansas City*	P	0/0	0/0	1/1	0/1	0/0	0/0	1/2	.500	3/3	1.000	6	
Dec 14	at Carolina	P	0/0	0/0	0/0	1/2	0/0	0/0	1/2	.500	1/1	1.000	4	
Dec 21	vs. Buffalo	P	0/0	1/1	1/1	1/1	0/1	0/0	3/4	.750	2/2	1.000	11	
Dec 28	at San Diego	P	0/0	0/0	0/0	0/0	0/0	0/0	0/0	—	1/2	.500	1	
Regular Season Totals		16	0/0	7/8	8/9	5/11	5/6	0/0	25/34	.735	39/40	.975	114	

2009 DENVER (8-8)		FIELD GOALS								PATs			
Date	Opponent	P	10-19	20-29	30-39	40-49	50-59	60+	TOTAL	Pct.	Md./Att.	Pct.	Pts.
Sep 13	at Cincinnati*	P	0/0	0/0	0/0	1/1	1/1	0/0	2/2	1.000	0/0	—	6
Sep 20	vs. Cleveland*	P	0/0	1/1	1/3	0/0	0/0	0/0	2/4	.500	3/3	1.000	9
Sep 27	at Oakland*	P	0/0	2/2	0/0	1/1	0/0	0/0	3/3	1.000	2/2	1.000	11
Oct 4	vs. Dallas*	P	0/0	1/1	0/0	0/0	0/0	0/0	1/1	1.000	2/2	1.000	5
Oct 11	vs. New England*	P	0/0	1/1	0/0	1/2	0/0	0/0	2/3	.667	2/2	1.000	8
Oct 19	at San Diego*	P	0/0	1/1	1/1	0/0	0/1	0/0	2/3	.667	4/4	1.000	10
Nov 1	at Baltimore	P	0/0	0/0	0/0	0/0	0/0	0/0	0/0	—	1/1	1.000	1
Nov 9	vs. Pittsburgh	P	0/0	0/0	0/0	1/1	0/0	0/0	1/1	1.000	1/1	1.000	4
Nov 15	at Washington	P	0/0	1/1	0/0	0/0	0/0	0/0	1/1	1.000	2/2	1.000	5
Nov 22	vs. San Diego	P	0/0	1/1	0/0	0/0	0/0	0/0	1/1	1.000	0/0	—	3
Nov 26	vs. N.Y. Giants*	P	0/0	2/2	1/1	1/1	0/0	0/0	4/4	1.000	2/2	1.000	14
Dec 6	at Kansas City*	P	0/0	0/0	2/2	1/1	0/0	0/0	3/3	1.000	5/5	1.000	14
Dec 13	at Indianapolis	P	0/0	1/1	0/0	0/1	0/0	0/0	1/2	.500	1/1	1.000	4
Dec 20	vs. Oakland	P	0/0	2/2	0/0	1/1	1/1	0/0	4/4	1.000	1/1	1.000	13
Dec 27	at Philadelphia	P	0/0	0/0	1/1	1/1	0/0	0/0	2/2	1.000	3/3	1.000	9
Jan 3	vs. Kansas City	P	0/0	1/1	0/0	0/0	0/0	0/0	1/1	1.000	3/3	1.000	6
Regular Season Totals		16	0/0	14/14	6/8	8/10	2/3	0/0	30/35	.857	32/32	1.000	122

2010 DENVER (4-12)		FIELD GOALS								PATs			
Date	Opponent	P	10/19	20/29	30/39	40/49	50/59	60+	TOTAL	Pct.	Md./Att.	Pct.	Pts.
Sep 12	at Jacksonville	P	0/0	0/0	0/0	0/0	1/1	0/0	1/1	1.000	2/2	1.000	5
Sep 19	vs. Seattle*	P	0/0	1/1	0/0	0/0	0/0	0/0	1/1	1.000	4/4	1.000	7
Sep 26	vs. Indianapolis	P	0/0	1/1	1/1	0/0	0/0	0/0	2/2	1.000	1/1	1.000	7
Oct 3	at Tennessee*	P	0/0	0/0	4/4	0/0	0/0	0/0	4/4	1.000	2/2	1.000	14
Oct 10	at Baltimore	P	0/0	0/0	1/1	0/0	0/0	0/0	1/1	1.000	2/2	1.000	5
Oct 17	vs. N.Y. Jets	P	0/0	0/0	0/0	1/2	1/1	0/0	2/3	.667	2/2	1.000	8
Oct 24	vs. Oakland	P	0/0	0/0	0/0	0/0	0/0	0/0	0/0	—	2/2	1.000	2
Oct 31	at S.F. (London)	P	0/0	0/0	1/1	0/0	0/0	0/0	1/1	1.000	1/2	.500	4
Nov 14	vs. Kansas City*	P	0/0	0/0	0/0	0/0	0/1	0/0	0/1	.000	7/7	1.000	7
Nov 22	at San Diego	P	0/0	0/0	0/0	0/0	0/0	0/0	0/0	—	2/2	1.000	2
Nov 28	vs. St. Louis	P	0/0	0/0	0/0	2/2	0/0	0/0	2/2	1.000	3/3	1.000	9
Dec 5	at Kansas City	P	0/0	1/1	0/0	1/1	0/0	0/0	2/2	1.000	0/0	—	6

INACTIVE
PLACED ON INJURED RESERVE (GROIN) ON DEC. 23

Regular Season Totals	13/0	0/0	3/3	7/7	4/5	2/3	0/0	16/18	.889	28/29	.966	76
------------------------------	-------------	------------	------------	------------	------------	------------	------------	--------------	-------------	--------------	-------------	-----------

2011 DENVER (8-8)		FIELD GOALS								PATs			
Date	Opponent	P	10/19	20/29	30/39	40/49	50/59	60+	TOTAL	Pct.	Md./Att.	Pct.	Pts.
Sep 12	vs. Oakland	P	0/0	1/1	1/1	0/0	0/1	0/0	2/3	.667	2/2	1.000	8
Sep 18	vs. Cincinnati*	P	0/0	0/0	1/1	0/0	0/0	0/0	1/1	1.000	3/3	1.000	6
Sep 25	at Tennessee	P	0/0	0/0	0/0	0/0	0/0	0/0	0/0	.000	2/2	1.000	2
Oct 2	at Green Bay	P	0/0	1/1	0/0	0/0	0/0	0/0	1/1	1.000	2/2	1.000	5
Oct 9	vs. San Diego	P	0/0	0/0	1/1	0/0	0/0	0/0	1/1	1.000	1/1	1.000	4
Oct 23	at Miami*	P	0/0	0/0	0/0	0/2	1/1	0/0	1/3	.333	1/1	1.000	4
Oct 30	vs. Detroit	P	0/0	0/0	1/1	0/0	0/0	0/0	1/1	1.000	1/1	1.000	4
Nov 6	at Oakland*	P	0/0	0/0	0/0	1/2	0/0	0/0	1/2	.500	5/5	1.000	8
Nov 13	at Kansas City*	P	0/0	0/0	1/1	0/1	0/0	0/0	1/2	.500	2/2	1.000	5
Nov 17	vs. N.Y. Jets*	P	0/0	0/0	1/1	0/0	0/0	0/0	1/1	1.000	2/2	1.000	5
Nov 27	at San Diego*	P	0/0	1/1	1/1	1/1	0/0	0/0	3/3	1.000	1/1	1.000	10
Dec 4	at Minnesota*	P	0/0	1/1	0/0	1/1	0/0	0/0	2/2	1.000	3/3	1.000	9
Dec 11	vs. Chicago*	P	0/0	0/1	0/0	0/0	2/2	0/0	2/3	.667	1/1	1.000	7
Dec 18	vs. New England	P	0/0	1/1	0/0	0/0	0/0	0/0	1/1	1.000	2/2	1.000	5
Dec 24	at Buffalo	P	0/0	0/0	0/0	0/0	0/0	0/0	0/0	.000	2/2	1.000	2
Jan 1	vs. Kansas City	P	0/0	0/0	1/1	0/0	0/0	0/0	1/1	1.000	0/0	.000	3
Regular Season Totals	16/0	0/0	5/6	8/8	3/7	3/4	0/0	0/0	19/25	.760	30/30	1.000	87
Jan 8	vs. Pittsburgh*§	P	0/0	2/2	1/1	0/0	0/0	0/0	3/3	1.000	2/2	1.000	11
Jan 14	at New England†	P	0/0	0/0	0/0	1/1	0/0	0/0	1/1	1.000	1/1	1.000	4
Postseason Totals	2/0	0/0	2/2	1/1	1/1	0/0	0/0	0/0	4/4	1.000	3/3	1.000	15

§AFC Wild Card Game; †AFC Divisional Playoff Game

2012 DENVER (13-3)		FIELD GOALS								PATs			
Date	Opponent	P/S	10-19	20-29	30-39	40-49	50-59	60+	TOTAL	Pct.	Md./Att.	Pct.	Pts.
Sep 9	vs. Pittsburgh*	P	0/0	1/1	0/0	0/0	0/0	0/0	1/1	1.000	2/2	1.000	5
Sep 17	at Atlanta	P	0/0	0/0	0/0	0/0	0/0	0/0	0/0	0.000	3/3	1.000	3
Sep 23	vs. Houston	P	0/0	1/1	1/1	0/0	1/1	0/0	3/3	1.000	2/2	1.000	11
Sep 30	vs. Oakland*	P	0/0	1/1	0/0	1/1	1/1	0/0	3/3	1.000	4/4	1.000	13
Oct 7	at New England	P	0/0	0/0	0/0	0/0	0/0	0/0	0/0	0.000	3/3	1.000	3
Oct 15	at San Diego*	P	0/0	0/0	0/0	0/0	0/0	0/0	0/0	0.000	5/5	1.000	5
Oct 28	vs. New Orleans*	P	0/0	0/0	2/2	0/0	0/0	0/0	2/2	1.000	4/4	1.000	10
Nov 4	at Cincinnati*	P	0/0	0/0	0/0	1/1	0/0	0/0	1/1	1.000	4/4	1.000	7
Nov 11	at Carolina*	P	0/0	1/1	0/0	0/1	1/1	0/0	2/3	.667	4/4	1.000	10
Nov 18	vs. San Diego*	P	1/1	0/0	2/2	0/0	0/1	0/0	3/4	.750	3/3	1.000	12
Nov 25	at Kansas City*	P	0/0	0/0	1/2	0/1	0/0	0/0	1/3	.333	2/2	1.000	5
Dec 2	vs. Tampa Bay*	P	0/0	0/0	1/1	0/1	0/0	0/0	1/2	.500	4/4	1.000	7
Dec 6	at Oakland*	P	0/0	1/1	2/2	1/1	0/0	0/0	4/4	1.000	2/2	1.000	14
Dec 16	at Baltimore*	P	0/0	1/1	1/1	0/1	0/0	0/0	2/3	.667	4/4	1.000	10
Dec 23	vs. Cleveland*	P	0/0	1/1	0/0	1/1	0/0	0/0	2/2	1.000	4/4	1.000	10
Dec 30	vs. Kansas City*	P	0/0	0/0	0/0	1/1	0/0	0/0	1/1	1.000	5/5	1.000	8
Regular Season Totals	16/0	1/1	7/7	10/11	5/9	3/4	0/0	0/0	26/32	0.813	55/55	1.000	133
Jan 12	vs. Baltimore†	P	0/0	0/0	0/0	0/0	0/1	0/0	0/1	1.000	5/5	1.000	5
Postseason Totals	1/0	0/0	0/0	0/0	0/0	0/1	0/0	0/1	0.000	5/5	1.000	5	

†AFC Divisional Playoff Game

2013 DENVER (13-3)			FIELD GOALS								PATs		
Date	Opponent	P/S	10-19	20-29	30-39	40-49	50-59	60+	TOTAL	Pct.	Md./Att.	Pct.	Pts.
Sep 5	vs. Baltimore*	P	0/0	0/0	0/0	0/0	0/0	0/0	0/0	0.000	7/7	1.000	7
Sep 15	at N.Y. Giants*	P	0/0	0/0	0/0	2/2	0/0	0/0	2/2	1.000	5/5	1.000	11
Sep 23	vs. Oakland*	P	0/0	0/0	0/0	2/2	1/1	0/0	3/3	1.000	4/4	1.000	13
Sep 29	vs. Philadelphia*	P	0/0	0/0	0/0	0/0	1/1	0/0	1/1	1.000	7/7	1.000	10
Oct 6	at Dallas*	P	0/0	1/1	0/0	1/1	1/1	0/0	3/3	1.000	6/6	1.000	15
Oct 13	vs. Jacksonville*	P	0/0	0/0	0/0	0/0	0/0	0/0	0/0	0.000	5/5	1.000	5
Oct 20	at Indianapolis	P	0/0	0/0	1/1	1/1	0/0	0/0	2/2	1.000	3/3	1.000	9
Oct 27	vs. Washington*	P	1/1	0/0	0/0	0/0	0/0	0/0	1/1	1.000	6/6	1.000	9
Nov 10	at San Diego*	P	0/0	0/0	0/0	0/0	0/0	0/0	0/0	0.000*	4/4	1.000	4
Nov 17	vs. Kansas City*	P	0/0	0/0	1/1	0/0	1/2	0/0	2/3	0.667*	3/3	1.000	9
Nov 24	at New England*	P	0/0	1/1	0/0	0/0	0/0	0/0	1/1	1.000	4/4	1.000	7
Dec 1	at Kansas City*	P	0/0	0/0	0/0	0/0	0/0	0/0	0/0	0.000	5/5	1.000	5
Dec 8	vs. Tennessee*	P	1/1	1/1	0/0	0/0	0/0	1/1	3/3	1.000	6/6	1.000	15
Dec 12	vs. San Diego	P	0/0	0/0	1/1	1/1	0/0	0/0	2/2	1.000	2/2	1.000	8
Dec 22	at Houston*	P	0/0	1/1	1/1	1/1	0/0	0/0	3/3	1.000	4/4	1.000	13
Dec 29	at Oakland*	P	0/0	0/0	1/1	0/0	1/1	0/0	2/2	1.000	4/4	1.000	10
Regular Season Totals		16/0	2/2	4/4	5/5	8/8	5/6	1/1	25/26	.962	75/75	1.000	150
Jan 12	vs. San Diego*†	P	0/0	0/0	0/0	1/2	0/0	0/0	1/2	.500	3/3	1.000	6
Jan 19	vs. New England*#	P	1/1	1/1	1/1	1/2	1/1	0/0	4/4	1.000	2/2	1.000	14
Feb 2	vs. Seattle*	P	0/0	0/0	0/0	0/0	0/0	0/0	0/0	0.000	0/0	0.000	0
Postseason Totals		3/0	1/1	1/1	1/1	1/2	1/1	0/0	5/6	.833	5/5	1.000	20

†AFC Divisional Playoff Game; #AFC Championship Game; \$Super Bowl XLVIII



MANNY RAMIREZ

66

6-3 • 320 • 8TH YR. • TEXAS TECH

BORN: Feb. 13, 1983, in Houston

HIGH SCHOOL: Willowridge High School, Houston

ACQUIRED: Free Agent, 2011

NFL YEAR: 8th • **YEAR WITH BRONCOS:** 4th

NFL GAMES PLAYED/STARTED: 51/42 • **POSTSEASON:** 6/3



RAMIREZ AT A GLANCE:

- An eighth-year player who started 42-of-51 regular-season games played and 3-of-6 post-season contests in his first seven NFL seasons with Detroit (2007-10) and Denver (2011-13).
- Started every game at center for the first time in his career in 2013, helping the Broncos set the NFL single-season scoring record (606 pts.) while allowing the fewest sacks (20) in the league.
- Appeared in 15 games for Denver in 2012, earning 12 starts at right guard and being penalized just three time on the season.
- Opened 12-of-13 games for the Lions in 2008 and was penalized just three times while allowing only a half sack according to Stats Inc.
- Started four seasons at Texas Tech University, calling the offensive line's blocking schemes during his final two seasons and earning numerous All-Big 12 Conference accolades.
- Part of an offensive aerial attack that led the country with 398.9 passing yards per game in his four seasons (2003-06) with the Red Raiders.
- Established a Texas Tech school lifting record with his 550-pound bench press.
- Joined the Broncos as a free agent on Jan. 4, 2011.
- Selected by the Lions in the fourth round (117th overall) of the 2007 NFL Draft.

CAREER TRANSACTIONS: Signed by Detroit as a draft choice 7/18/07; Waived by Detroit 10/6/10; Signed by Denver to a future contract 1/4/11.



2013: Ramirez opened all 16 regular-season games and all three playoff contests at center for the Broncos in 2013... Was part of an offensive line unit that allowed the fewest sacks (20) in the NFL as well as the most games allowing zero sacks (6)... Earned a spot on Pro Football Focus' All-Week 3 Team for his performance vs. Oak. (9/23)... Part of an offensive line group that was named a collective Offensive Player of the Week by *Sports Illustrated*'s Peter King for its performance in which it allowed zero sacks and zero quarterback hits against the NFL's top-ranked sack defense vs. K.C. (11/17)... Part of an offensive line that did not allow a sack or a quarterback hit in Denver's AFC Championship Game vs. N.E. (1/19).

2012: Ramirez established a career high with 15 games played, starting 11 contests for the Broncos at right guard... Penalized just three times on the year... Saw action in Denver's AFC Divisional Playoff Game vs. Bal. (1/12).

2011: Ramirez played two games (0 starts) in his first season with the Broncos and was inactive for the remaining 14 regular-season games as well as both playoff contests.

2010: Ramirez spent the season out of football after being waived by Detroit on Oct. 6.

2009: Ramirez played a career-high 13 games (12 starts) at left guard for Detroit... Penalized only three times and was credited with just one half sack allowed according to Stats. Inc.

2008: Ramirez played four games (3 starts) for Detroit, opening two contests at right guard and one at left guard... Was not called for a penalty and allowed just two sacks on the season according to Stats Inc... Made his first career start vs. Chi. (10/5).

2007: Selected by the Lions in the fourth round (117th overall) of the 2007 NFL Draft, Ramirez played one game (0 starts) as a rookie... Made his NFL debut vs. K.C. (12/23) playing on special teams.

COLLEGE: Ramirez was part of the nation's most explosive aerial attack during his four seasons (2003-06) as a starter at Texas Tech University, as the Red Raiders led the country with 398.9 passing yards per game during that span... Earned numerous All-Big 12 Conference honors following his senior season that marked his second consecutive year calling the blocking schemes along the offensive line... Established a school lifting record with his 550-pound bench press.

PERSONAL: Ramirez was a first-team All-District 20-5A selection in his final two seasons at Willowridge High School in Houston... Majored in exercise sport science at Texas Tech... Manuel Ramirez was born on Feb. 13, 1983, in Houston.

RAMIREZ'S REGULAR SEASON RECORD

Year	Club	G	S
2007	Detroit	1	0
2008	Detroit	4	3
2009	Detroit	13	12
2010	Detroit	0	0
2011	Denver	2	0
2012	Denver	15	11
2013	Denver	16	16
CAREER TOTALS		51	42

ADDITIONAL STATISTICS: Fumbles — 2009 (1 FR), TOTAL (1 FR).

RAMIREZ'S POSTSEASON RECORD

Year	Club	G	S
2011	Denver	2	0
2012	Denver	1	0
2013	Denver	3	3
CAREER TOTALS		6	3



EMMANUEL SANDERS

10

WIDE RECEIVER

5-11 • 180 • 5TH YR. • SOUTHERN METHODIST

BORN: March 17, 1987, in Bellville, Texas

HIGH SCHOOL: Bellville (Texas) High School

ACQUIRED: Unrestricted Free Agent (Pittsburgh), 2014

NFL YEAR: 5th • **YEAR WITH BRONCOS:** 1st

NFL GAMES PLAYED/STARTED: 56/18 • **POSTSEASON GP/GS:** 4/0

SANDERS AT A GLANCE:

- A fifth-year player who spent his first four NFL seasons with Pittsburgh and totaled 161 receptions for 2,030 yards (12.6 avg.) with 11 touchdowns.
- Represents one of just nine active NFL players who have recorded a reception, rushing attempt, pass completion, kickoff return and punt return in their careers.
- Owns 1,016 career kickoff return yards on 41 attempts (24.8 avg.) and is one of just five NFL players since he entered the league in 2010 to post at least 2,000 yards receiving and 1,000 yards on kickoff returns.
- Started 10-of-16 games played as the Steelers' No. 2 receiver in 2013 and recorded career highs in catches (67), receiving yards (740) and touchdowns (6).
- Named AFC Special Teams Player of the Week during his rookie season after posting two kickoff returns of 35-plus yards, including a 37-yarder that set up the Steelers' game-winning field goal at Miami (10/24/10).
- Finished his collegiate career at Southern Methodist University as the school's all-time leader in career receptions (235), receiving yards (3,791), receiving touchdowns (34) and 100-yard receiving games (16).

- Joined the Broncos as an unrestricted free agent (Pittsburgh) on March 16, 2014.
- Selected by Pittsburgh in the third round (82nd overall) of the 2010 NFL Draft.

CAREER TRANSACTIONS: Signed by Pittsburgh as a draft choice 6/14/10; Signed by Denver as an unrestricted free agent 3/16/14.



2013: Sanders played all 16 games for the second consecutive season and started a personal-best 10 contests while setting career highs in receptions (67) receiving yards (740) and touchdowns... Totaled four catches of 40-plus yards, including a career-long 55-yard touchdown reception at NYJ (10/13)... Returned 10 kickoffs for 268 yards (26.8 avg.)... Made seven catches in the Steelers' regular-season opener vs. Ten. (9/8) to surpass 100 career receptions... Ran for a two-point conversion at Oak. (10/27)... Posted a career-high 98 yards receiving on six catches (16.3 avg.) at N.E. (11/3)... Caught a touchdown in three consecutive contests (Games 11-13).

2012: Sanders appeared in all 16 regular-season games for the Steelers and registered 44 receptions for 626 yards (14.2 avg.) with one touchdown... Converted first downs on 15-of-18 third-down catches... Added nine punt returns for 93 yards (10.3 avg.) on special teams.

2011: Sanders saw action in 11 regular-season games and totaled 22 catches for 288 yards (13.1 avg.) with two touchdowns... Missed five games with knee and foot injuries... Led the Steelers with six receptions for 81 yards (13.5 avg.) in Pittsburgh's AFC Wild Card Game at Den. (1/8).

2010: Selected by Pittsburgh in the third round (82nd overall) of the 2010 NFL Draft, Sanders played in 13 regular-season games (1 start) for the Steelers and finished his rookie season with 28 receptions for 376 yards (13.4 avg.) with two touchdowns... Served as the club's primary kickoff returner and totaled 628 yards on 25 returns (25.1 avg.)... Appeared in all three postseason contests for the Steelers and contributed seven catches for 91 yards (13.0 avg.)... Caught his first career touchdown pass vs. N.E. (11/14)... Started his first career game in Pittsburgh's regular-season finale at Cle. (1/2)... Contributed two catches for 17 yards (8.5 avg.) in Super Bowl XLV vs. G.B. (2/6) before leaving the game with a foot injury.

COLLEGE: Sanders finished his collegiate career as Southern Methodist University's all-time career leader in receptions (235), receiving yards (3,791), receiving touchdowns (34) and 100-yard receiving games (16) as he topped the 600-yard mark in all four seasons on campus... Named first-team All-Conference USA following his senior year when he set single-season school records with 98 catches for 1,339 yards (13.7 avg.) to go along with seven touchdowns.

PERSONAL: Sanders was an all-district running back, wide receiver and safety at Bellville (Texas) High School, where he was named Team MVP and Tri-County Offensive Player of the Year following his senior campaign... Emmanuel Sanders was born on March 17, 1987.

SANDERS' REGULAR SEASON RECORD

Year	Club	G	S	RECEIVING				KICKOFF RETURNS				PUNT RETURNS							
				No.	Yds.	Avg.	LG	TD	No.	Yds.	Avg.	LG	TD	No.	FC	Yds.	Avg.	LG	TD
2010	Pittsburgh	13	1	28	376	13.4	35	2	25	628	25.1	48	0	4	1	60	15.0	38	0
2011	Pittsburgh	11	0	22	288	13.1	32	2	5	93	18.6	25	0	3	0	22	7.3	10	0
2012	Pittsburgh	16	7	44	626	14.2	37	1	1	27	27.0	27	0	9	9	93	10.3	63	0
2013	Pittsburgh	16	10	67	740	11.0	55†	6	10	268	26.8	46	0	0	0	0	0.0	—	0
CAREER TOTALS		56	18	161	2,030	12.6	55†	11	41	1,016	24.8	48	0	16	10	175	10.9	63	0

ADDITIONAL STATISTICS: Special teams tackles — 2010 (12), 2011 (2), TOTAL (14). Special teams fumbles — 2010 (1 FF), 2011 (1 FR), TOTAL (1 FF, 1 FR). Rushing — 2012 (1 for 4 yds.), 2013 (1 for 25 yds.), TOTAL (2 for 29 yds., 14.5 avg., 25 LG). Completed a 15-yard pass vs. Seattle (9/18/11). Sacked for a loss of seven yards on a pass attempt vs. Washington (10/28/12). Ran for a two-point conversion at Oakland (10/27/13).

SANDERS' POSTSEASON RECORD

Year	Club	G	S	RECEIVING				KICKOFF RETURNS				PUNT RETURNS							
				No.	Yds.	Avg.	LG	TD	No.	Yds.	Avg.	LG	TD	No.	FC	Yds.	Avg.	LG	TD
2010	Pittsburgh	3	0	7	91	13.0	12	0	0	0	0.0	—	0	0	0	0	0.0	—	0
2011	Pittsburgh	1	0	6	81	13.5	18	0	0	0	0.0	—	0	0	0	0	0.0	—	0
CAREER TOTALS		4	0	13	172	13.2	20	0	0	0	0.0	—	0	0	0	0	0.0	—	0

ADDITIONAL STATISTICS: Special teams tackles — 2010 (5), TOTAL (5).

SANDERS' SINGLE-GAME HIGHS

(Postseason in parentheses)

Receptions — 7, three times, last at Oakland, 10/27/13 (11 vs. N.Y. Giants, 2/3/08). **Receiving yards** — 98 at New England, 11/3/13 (131 vs. Houston, 1/13/13). **Longest reception** — 55† at N.Y. Jets, 10/13/13 (47 vs. Houston, 1/13/13). **Receiving touchdowns** — 1, 11 times, last at Green Bay, 12/22/13 (1, five times, last vs. San Diego, 1/12/14). **Kick returns** — 6 vs. New England, 11/14/10 (none). **Kick return yards** — 156 vs. New England, 11/14/10 (none). **Longest kick return** — 48 at Miami, 10/24/10 (none). **Punt returns** — 3, three times, last at Cleveland, 11/25/12 (none). **Punt return yards** — 76 at N.Y. Giants, 11/4/12 (none). **Longest punt return** — 63 at N.Y. Giants, 11/4/12 (none).

EMMANUEL SANDERS' CAREER GAME-BY-GAME

(Victories asterisked)

2010 PITTSBURGH (12-4)			RECEIVING				KICK RETURNS				PUNT RETURNS							
Date	Opponent	P/S	No.	Yds.	Avg.	LG	TD	No.	Yds.	Avg.	LG	TD	No.	FC	Yds.	Avg.	LG	TD
Sep 12	vs. Atlanta*	P	0	0	0.0	—	0	1	23	23.0	23	0	0	0	0	0.0	—	0
Games 2-4																		
INACTIVE																		
Oct 17	vs. Cleveland*	P	2	37	18.5	22	0	2	38	19.0	21	0	0	0	0	0.0	—	0
Oct 24	at Miami*	P	1	18	18.0	18	0	5	144	28.8	48	0	0	0	0	0.0	—	0
Oct 31	at New Orleans	P	1	21	21.0	21	0	3	98	32.7	41	0	1	0	38	38.0	38	0
Nov 8	at Cincinnati*	P	0	0	0.0	—	0	4	88	22.0	30	0	1	0	0	0.0	—	0
Nov 14	vs. New England	P	5	41	8.2	11	1	6	156	26.0	34	0	2	0	22	11.0	12	0
Nov 21	vs. Oakland*	P	2	35	17.5	22†	1	0	0	0.0	—	0	0	0	0	0.0	—	0
Nov 28	at Buffalo*	P	2	27	13.5	16	0	4	81	20.3	25	0	0	0	0	0.0	—	0
Dec 5	at Baltimore*	P	3	49	16.3	28	0	0	0	0.0	—	0	0	0	0	0.0	—	0
Dec 12	vs. Cincinnati*	P	0	0	0.0	—	0	0	0	0.0	—	0	0	0	0	0.0	—	0
Dec 19	vs. N.Y. Jets	P	7	78	11.1	29	0	0	0	0.0	—	0	0	0	0	0.0	—	0
Dec 23	vs. Carolina*	P	4	54	13.5	35	0	0	0	0.0	—	0	0	0	0	0.0	—	0
Jan 2	at Cleveland*	S	1	16	16.0	16	0	0	0	0.0	—	0	0	0	0	0.0	—	0
Regular Season Totals		13/1	28	376	13.4	35	2	25	628	25.1	48	0	4	1	60	15.0	38	0
Jan 15	vs. Baltimore*†	P	4	54	13.5	17	0	0	0	0.0	—	0	0	0	0	0.0	—	0
Jan 23	vs. N.Y. Jets*‡	P	1	20	20.0	20	0	0	0	0.0	—	0	0	0	0	0.0	—	0
Feb 6	vs. Green Bay§	P	2	17	8.5	13	0	0	0	0.0	—	0	0	0	0	0.0	—	0
Postseason Totals		3/0	7	91	13.0	12	0	0	0	0.0	—	0	0	0	0	0.0	—	0


†AFC Divisional Playoff Game; ‡AFC Championship Game; §Super Bowl XLV

2011 PITTSBURGH (12-4)			RECEIVING				KICK RETURNS				PUNT RETURNS							
Date	Opponent	P/S	No.	Yds.	Avg.	LG	TD	No.	Yds.	Avg.	LG	TD	No.	FC	Yds.	Avg.	LG	TD
Sep 11	at Baltimore	P	2	20	10.0	11†	1	0	0	0.0	—	0	0	0	0	0.0	—	0
Sep 18	vs. Seattle*	P	2	44	22.0	30	0	0	0	0.0	—	0	2	0	8	4.0	8	0
Sep 25	at Indianapolis*	P	2	21	10.5	18	0	0	0	0.0	—	0	0	0	0	0.0	—	0
Oct 2	at Houston	P	1	10	10.0	10	0	0	0	0.0	—	0	1	0	10	10.0	10	0
Oct 9	vs. Tennessee*	P	0	0	0.0	—	0	0	0	0.0	—	0	0	0	0	0.0	—	0
Oct 16	vs. Jacksonville*	P	1	32	32.0	32	0	0	0	0.0	—	0	0	0	0	0.0	—	0
Oct 23	at Arizona*	P	5	46	9.2	20	1	0	0	0.0	—	0	0	0	0	0.0	—	0
Oct 30	vs. New England	P	5	70	14.0	26	0	0	0	0.0	—	0	0	0	0	0.0	—	0
Nov 6	vs. Baltimore																	
INACTIVE																		
Nov 13	at Cincinnati*																	
INACTIVE																		
Nov 27	at Kansas City*	P	2	25	12.5	13	0	4	77	19.3	25	0	0	0	0	0.0	—	0
Dec 4	vs. Cincinnati*	P	1	6	6.0	6	0	1	16	16.0	16	0	0	0	0	0.0	—	0
Games 13-15																		
INACTIVE																		
Jan 1	at Cleveland*	P	1	14	14.0	14	0	0	0	0.0	—	0	0	0	0	0.0	—	0
Regular Season Totals		11/0	22	288	13.1	32	2	5	93	18.6	25	0	3	0	22	7.3	10	0
Jan 8	at Denver§	P	6	81	13.5	18	0	0	0	0.0	—	0	0	0	0	0.0	—	0
Postseason Totals		1/0	6	81	13.5	18	0	0	0	0.0	—	0	0	0	0	0.0	—	0

§AFC Wild Card Game

2012 PITTSBURGH (8-8)			RECEIVING				KICK RETURNS				PUNT RETURNS							
Date	Opponent	P/S	No.	Yds.	Avg.	LG	TD	No.	Yds.	Avg.	LG	TD	No.	FC	Yds.	Avg.	LG	TD
Sep 9	at Denver	P	4	55	13.8	17	0	1	27	27.0	27	0	0	0	0	0.0	—	0
Sep 16	vs. N.Y. Jets*	P	3	33	11.0	19	0	0	0	0.0	—	0	0	0	0	0.0	—	0
Sep 23	at Oakland	P	3	33	11.0	21	0	0	0	0.0	—	0	0	0	0	0.0	—	0
Oct 7	vs. Philadelphia*	P	3	22	7.3	12	0	0	0	0.0	—	0	0	0	0	0.0	—	0
Oct 11	at Tennessee	P	4	43	10.8	22	0	0	0	0.0	—	0	0	0	0	0.0	—	0
Oct 21	at Cincinnati*	S	2	40	20.0	31	0	0	0	0.0	—	0	0	0	0	0.0	—	0
Oct 28	vs. Washington*	S	3	56	18.7	27	0	0	0	0.0	—	0	0	0	0	0.0	—	0
Nov 4	at N.Y. Giants*	P	2	20	10.0	16	1	0	0	0.0	—	0	3	0	76	25.3	63	0
Nov 12	vs. Kansas City*	S	2	30	15.0	31	0	0	0	0.0	—	0	0	0	0	0.0	—	0
Nov 18	vs. Baltimore	S	3	82	27.3	37	0	0	0	0.0	—	0	3	3	12	4.0	7	0
Nov 25	at Cleveland	S	5	75	15.0	27	0	0	0	0.0	—	0	3	6	5	1.7	8	0
Dec 2	at Baltimore*	S	5	60	12.0	21	0	0	0	0.0	—	0	0	0	0	0.0	—	0
Dec 9	vs. San Diego	S	2	36	18.0	31	0	0	0	0.0	—	0	0	0	0	0.0	—	0
Dec 16	at Dallas	P	0	0	0.0	—	0	0	0	0.0	—	0	0	0	0	0.0	—	0
Dec 23	vs. Cincinnati	P	1	13	13.0	13	0	0	0	0.0	—	0	0	0	0	0.0	—	0
Dec 30	vs. Cleveland*	P	2	28	14.0	16	0	0	0	0.0	—	0	0	0	0	0.0	—	0
Regular Season Totals		16/7	44	626	14.2	37	1	1	27	27.0	27	0	9	9	93	10.3	63	0

2013 PITTSBURGH (8-8)			RECEIVING				KICK RETURNS				PUNT RETURNS							
Date	Opponent	P/S	No.	Yds.	Avg.	LG	TD	No.	Yds.	Avg.	LG	TD	No.	FC	Yds.	Avg.	LG	TD
Sep 8	vs. Tennessee	S	7	57	8.1	20	0	0	0	0.0	—	0	0	0	0	0.0	—	0
Sep 16	at Cincinnati	S	5	78	15.6	43	0	0	0	0.0	—	0	0	0	0	0.0	—	0
Sep 22	vs. Chicago	S	4	39	9.8	22	0	0	0	0.0	—	0	0	0	0	0.0	—	0
Sep 29	at Minnesota	P	4	57	14.3	36	0	0	0	0.0	—	0	0	0	0	0.0	—	0
Oct 13	at N.Y. Jets*	P	3	70	23.3	55†	1	0	0	0.0	—	0	0	0	0	0.0	—	0
Oct 20	vs. Baltimore*	P	1	7	7.0	7	0	1	44	44.0	44	0	0	0	0	0.0	—	0
Oct 27	at Oakland	S	7	88	12.6	33	1	0	0	0.0	—	0	0	0	0	0.0	—	0
Nov 3	at New England	S	6	98	16.3	42	0	1	19	19.0	19	0	0	0	0	0.0	—	0
Nov 10	vs. Buffalo*	P	4	13	3.3	9	0	0	0	0.0	—	0	0	0	0	0.0	—	0
Nov 17	vs. Detroit*	S	1	2	2.0	2	0	0	0	0.0	—	0	0	0	0	0.0	—	0
Nov 24	at Cleveland*	S	6	52	8.7	14	1	0	0	0.0	—	0	0	0	0	0.0	—	0
Nov 28	at Baltimore	P	6	43	7.2	15	1	2	48	24.0	26	0	0	0	0	0.0	—	0
Dec 8	vs. Miami	S	4	65	16.3	21	1	5	103	20.6	26	0	0	0	0	0.0	—	0
Dec 15	vs. Cincinnati*	P	5	38	7.6	21	0	0	0	0.0	—	0	0	0	0	0.0	—	0
Dec 22	at Green Bay*	S	2	7	3.5	6	1	1	54	54.0	54	0	0	0	0	0.0	—	0
Dec 29	vs. Cleveland*	S	2	26	13.0	17	0	0	0	0.0	—	0	0	0	0	0.0	—	0
Regular Season Totals			16/10	67	740	11.0	55†	6	10	268	26.8	46	0	0	0	0.0	—	0



QUANTERUS SMITH

93

DEFENSIVE END

6-5 • 255 • 2ND YR. • WESTERN KENTUCKY

BORN: Nov. 26, 1989, in Decatur, Ga.

HIGH SCHOOL: Grayson High School, Loganville, Ga.

ACQUIRED: Draft #5a (146th overall), 2013

NFL YEAR: 2nd • **YEAR WITH BRONCOS:** 2nd

NFL GAMES PLAYED/STARTED: 0/0



SMITH AT A GLANCE:

- A second-year defensive end who spent his rookie season with the Broncos on injured reserve recovering from a knee injury sustained during his final collegiate game.
- Totaled 24 sacks and 41 tackles for a loss during his four-year career at Western Kentucky University.
- Named the Sun Belt Conference Defensive Player of the Year in 2012 after leading the county in sacks per game (1.25) and ranking sixth in the nation with 18.5 tackles for a loss.
- Led the NCAA (FBS) with 12.5 sacks (84 yds.) through his first 11 games as a senior for the Hilltoppers before suffering an ACL injury late in the season.
- Selected by the Broncos in the fifth round (146th overall) of the 2013 NFL Draft.

CAREER TRANSACTIONS: Signed by Denver as a draft choice 5/10/13; Placed on injured reserve (knee) by Denver 8/31/13.



2013: Selected by the Broncos in the fifth round (146th overall) of the 2013 NFL Draft, Smith participated in all four preseason games for Denver before being placed on injured reserve (knee) on Aug. 31.

COLLEGE: Smith played 46 games (28 starts) at Western Kentucky University, totaling 135 tackles (87 solo), 24 sacks (162 yds.) 41 tackles for a loss, two passes defended, two forced fumbles and five fumble recoveries... Received Sun Belt Conference Defensive Player of the Year honors in 2012 after leading the nation in sacks per game (1.25) and ranking sixth in the country with 18.5 tackles for a loss... Named a second-team all-conference selection in 2011 after pacing the Hilltoppers with 7.5 sacks (57 yds.)... Totaled a career-best 47 tackles (29 solo) to go along with four sacks (21 yds.) as a sophomore in his first year playing defensive end.

PERSONAL: Smith attended Grayson High School in Loganville, Ga., where he lettered twice in football and capped his prep career by earning first-team all-county honors and second-team All-Class 8-AAAAA recognition... First name is pronounced qwan-TERR-us... Quanterus Smith was born on Nov. 26, 1989, in Decatur, Ga.

SMITH'S REGULAR SEASON RECORD

Year	Club	G	S	UT	A	TT	S-Yds.	I-Yds.	PD	FF	FR	TD-Int.	TD-FR	S Pts.
2013	Denver													
CAREER TOTALS		0	0	0	0	0	0-0	0-0	0	0	0	0	0	0



AQIB TALIB

21

SAFETY



6-1 • 205 • 7TH YR. • KANSAS

BORN: Feb. 13, 1986, in Cleveland

HIGH SCHOOL: Berkner High School, Richardson, Texas

ACQUIRED: Unrestricted Free Agent (New England), 2014

NFL YEAR: 7th • **YEAR WITH BRONCOS:** 1st

NFL GAMES PLAYED/STARTED: 77/63 • **POSTSEASON GP/GS:** 4/4

TALIB AT A GLANCE:

- A seventh-year player who appeared in 77 career regular-season games (63 starts) with Tampa Bay (2008-12) and New England (2012-13), totaling the fourth-most interceptions (23) in the NFL among cornerbacks since he entered the league in 2008.
- Named to his first career Pro Bowl in 2013 in addition to being recognized as a second-team All-Pro selection by the Associated Press.
- Tied for fourth in the NFL with four interceptions returned for touchdowns since becoming a regular starter in 2009.
- Selected as the NFL Alumni Defensive Back of the Year following his 2010 season when he totaled a career-high six interceptions for Tampa Bay.
- Posted two interceptions, including one returned 45-yards for a touchdown, at Arizona (10/31/10) to earn NFC Defensive Player of the Week honors.
- Matched a Buccaneers franchise record with a career-best three interceptions at Washington (10/4/09).
- Started 32-of-34 games played at the University of Kansas and earned consensus first-team All-America honors and unanimous first-team All-Big 12 Conference recognition following his final season for the Jayhawks in 2007.
- Joined the Broncos as an unrestricted free agent (New England) on March 12, 2014.
- Selected by Tampa Bay in the first round (20th overall) of the 2008 NFL Draft.

21's TROPHY CASE

Pro Bowls (1) 2013
All-Pro (Second Team) (1) 2013

CAREER TRANSACTIONS: Signed by Tampa Bay as a draft choice 7/25/08; Traded to New England 11/1/12; Signed by Denver as an unrestricted free agent 3/12/14.



2013: Talib started all 13 games played for the Patriots and earned his first career Pro Bowl selection in addition to being named second-team All-Pro by the Associated Press... Totaled 44 tackles (35 solo), four interceptions (12 yds.), 14 passes defended, one forced fumble and one fumble recovery in the regular season... Added five tackles (3 solo) in two postseason starts... Combined to make four interceptions in Weeks 2-4 to represent the second three-game interception streak of his career... Matched his career high with three takeaways (2 INTs, 1 FF) vs. NYJ (9/12)... Tied a career high with four passes defended at Atl. (9/29).

2012: Talib started 9-of-10 games played with Tampa Bay and New England, splitting time between the two clubs after a mid-season trade... Tallied 40 tackles (33 solo), two interceptions (59 yds.), 10 passes defended and one fumble recovery on defense... Appeared in the season's first four games for the Buccaneers and recorded 21 tackles (20 solo), one interception (0 yds.) and seven passes defended... Blocked his first career punt in the season opener vs. Car. (9/9)... Traded to New England on Nov. 1 along with a 2013 seventh-round draft pick in exchange for a 2013 fourth-round selection... Opened 5-of-6 regular-season games for the Patriots and registered 19 tackles (13 solo), one interception (59 yds.), two passes defended and one fumble recovery... Started both of New England's playoff games and contributed 10 tackles (9 solo) and one pass defended... Intercepted Colts quarterback Andrew Luck and returned it 59 yards for a touchdown vs. Ind. (11/18) in his first game with the Patriots... Posted a career-best 10 tackles (9 solo) in New England's AFC Divisional Playoff Game vs. Hou. (1/13).

2011: Talib opened all 13 games played for Tampa Bay and totaled 42 tackles (41 solo), two interceptions (55 yds., 2 TDs), 11 passes defended and one forced fumble... Forced a fumble and scored on a 27-yard interception return at Ten. (11/27).

2010: Talib started all 11 games he appeared in for the Buccaneers and made a career-high six interceptions (91 yds.) to go along with 50 tackles (47 solo) and 11 passes defended... Named NFL Alumni Defensive Back of the Year, joining teammate Ronde Barber (2001) as the only players in franchise history to receive the honor... Recorded interceptions in his first three games of the season... Selected as NFC Defensive Player of the Week after posting two interceptions, including one returned 45 yards for a score, at Ari. (10/31)... Placed on injured reserve with a hip injury on Dec. 6.

2009: Talib started a career-high 15 games for Tampa Bay and tallied a personal-best 69 tackles (62 solo), 15 passes defended and one fumble recovery in addition to intercepting five passes.

2008: Selected by Tampa Bay in the first round (20th overall) of the 2008 NFL Draft, Talib appeared in 15 games (2 starts) as a rookie and contributed 27 tackles (19 solo), four interceptions (32 yds.) and nine passes defended... Recorded his first career interception vs. Atl. (9/14).

COLLEGE: Talib opened 32-of-34 career games played at the University of Kansas and totaled 162 tackles, 13 interceptions, 43 passes defended, two forced fumbles and two fumble recoveries for the Jayhawks... Entered the NFL Draft following his junior season after being named a consensus first-team All-American and unanimous first-team All-Big 12 Conference selection... Named MVP of the 2008 Orange Bowl vs. Virginia Tech (1/3/08) after giving Kansas its first lead with a 60-yard interception returned for a touchdown.

PERSONAL: Talib attended Berkner High School in Richardson, Texas, where he was a first-team all-district and all-city defensive back... Aqib Talib (pronounced UH-keeb TUH-leeb) was born on Feb. 13, 1986, in Cleveland.

TALIB'S REGULAR SEASON RECORD

Year	Club	G	S	UT	A	TT	S-Yds.	I-Yds.	PD	FF	FR	TD-Int.	TD-FR	S	Pts.
2008	Tampa Bay	15	2	19	8	27	0-0	4-32	9	0	0	0	0	0	0
2009	Tampa Bay	15	15	62	7	69	0-0	5-99	15	0	1	0	0	0	0
2010	Tampa Bay	11	11	47	3	50	0-0	6-91	11	0	0	1	0	0	6
2011	Tampa Bay	13	13	41	1	42	0-0	2-55	11	1	0	2	0	0	12
2012	T.B./N.E.	10	9	33	7	40	0-0	2-59	9	0	1	1	0	0	6
2013	New England	13	13	35	9	44	0-0	4-12	14	1	1	0	0	0	0
CAREER TOTALS		77	63	237	35	272	0-0	23-348	72	2	3	4	0	0	24

ADDITIONAL STATISTICS: Blocked a punt vs. Carolina, 9/9/12.

TALIB'S POSTSEASON RECORD

Year	Club	G	S	UT	A	TT	S-Yds.	I-Yds.	PD	FF	FR	TD-Int.	TD-FR	S	Pts.
2012	New England	2	2	9	1	10	0-0	0-0	1	0	0	0	0	0	0
2013	New England	2	2	3	2	5	0-0	0-0	0	0	0	0	0	0	0
CAREER TOTALS		4	4	12	3	15	0-0	0-0	1	0	0	0	0	0	0

TALIB'S SINGLE-GAME HIGHS

(Postseason in parentheses)

Tackles — 9 vs. Carolina, 11/14/10 (10 vs. Houston, 1/13/13). **Interceptions** — 3 at Washington, 10/4/09 (none). **Interception return yards** — 61 at Washington, 10/4/09 (None). **Passes Defended** — 4, twice, last at Atlanta, 9/29/13 (1 vs. Baltimore, 1/20/13).

TALIB'S INTERCEPTIONS BY QUARTERBACK

Figures in italics include postseason totals

Quarterback	INTs	Quarterback	INTs
Jason Campbell	3	Josh Freeman	1
Matt Ryan	3	Max Hall	1
Geno Smith	2	Matt Hasselbeck	1
Derek Anderson	1	Andrew Luck	1
Charlie Batch	1	Carson Palmer	1
Tom Brady	1	Aaron Rodgers	1
Jimmy Clausen	1	Tony Romo	1
Jake Delhomme	1	Matthew Stafford	1
Joe Flacco	1	Seneca Wallace	1

AQIB TALIB'S CAREER GAME-BY-GAME

(Victories asterisked)

2008 TAMPA BAY (9-7)		TACKLES														
Date	Opponent	P/S	UT	A	TT	S-Yds.	I-Yds.	PD	FF	FR						
Sep 7	at New Orleans	P	1	0	1	0-0	0-0	0	0	0						
Sep 14	vs. Atlanta*	P	0	0	0	0-0	1-2	1	0	0						
Sep 21	at Chicago*		INACTIVE													
Sep 28	vs. Green Bay*	P	3	1	4	0-0	0-0	0	0	0						
Oct 5	at Denver	P	1	0	1	0-0	0-0	0	0	0						
Oct 12	vs. Carolina*	P	2	1	3	0-0	1-11	2	0	0						
Oct 19	vs. Seattle*	P	0	0	0	0-0	1-19	1	0	0						
Oct 26	at Dallas	P	2	0	2	0-0	0-0	1	0	0						
Nov 2	at Kansas City*	S	0	1	1	0-0	0-0	1	0	0						
Nov 16	vs. Minnesota*	P	2	0	2	0-0	0-0	1	0	0						
Nov 23	at Detroit*	P	1	1	2	0-0	0-0	0	0	0						
Nov 30	vs. New Orleans*	S	3	2	5	0-0	0-0	1	0	0						
Dec 8	at Carolina	P	1	1	2	0-0	0-0	0	0	0						
Dec 14	at Atlanta	P	1	0	1	0-0	1-0	1	0	0						
Dec 21	vs. San Diego	P	1	0	1	0-0	0-0	1	0	0						
Dec 28	vs. Oakland	P	1	1	2	0-0	0-0	0	0	0						
Regular Season Totals			15/2	19	8	27	0-0	4-32	9	0	0					

2013 NEW ENGLAND (12-4)

TACKLES

Date	Opponent	P/S	UT	A	TT	S-Yds.	I-Yds	PD	FF	FR
Sep 8	at Buffalo*	S	3	0	3	0-0	0-0	0	0	0
Sep 12	vs. N.Y. Jets*	S	1	1	2	0-0	2-14	2	1	0
Sep 22	vs. Tampa Bay*	S	3	2	5	0-0	1-0	1	0	0
Sep 29	at Atlanta*	S	1	1	2	0-0	1--2	4	0	0
Oct 6	at Cincinnati	S	4	1	5	0-0	0-0	1	0	0
Oct 13	vs. New Orleans*	S	0	0	0	0-0	0-0	1	0	0
Games 7-9			INACTIVE							
Nov 18	at Carolina	S	5	0	5	0-0	0-0	2	0	0
Nov 24	vs. Denver*	S	3	1	4	0-0	0-0	1	0	0
Dec 1	at Houston*	S	3	0	3	0-0	0-0	1	0	0
Dec 8	vs. Cleveland*	S	3	0	3	0-0	0-0	0	0	0
Dec 15	at Miami	S	1	1	2	0-0	0-0	0	0	0
Dec 22	at Baltimore*	S	4	2	6	0-0	0-0	0	0	0
Dec 29	vs. Buffalo*	S	4	0	4	0-0	0-0	0	0	0
Regular Season Totals		13/13	35	9	44	0-0	4-12	13	1	0
Jan 11	vs. Indianapolis*†	S	2	2	4	0-0	0-0	0	0	0
Jan 19	at Denver‡	S	1	0	1	0-0	0-0	0	0	0
Postseason Totals		2/2	3	2	5	0-0	0-0	0	0	0

*AFC Divisional Playoff Game; †AFC Championship Game



JACOB TAMME

84

TIGHT END

6-3 • 230 • 7TH YR. • KENTUCKY

BORN: March 15, 1985, in Danville, Ky.

HIGH SCHOOL: Boyle County High School, Danville, Ky.

ACQUIRED: Unrestricted Free Agent (Indianapolis), 2012

NFL YEAR: 7th • **YEAR WITH BRONCOS:** 3rd

NFL GAMES PLAYED/STARTED: 92/23 • **POSTSEASON GP/GS:** 9/1



TAMME AT A GLANCE:

- A seventh-year tight end who totaled 164 receptions for 1,594 yards (9.7 avg.) with eight touchdowns in 92 career games (23 starts) with Indianapolis (2008-11) and Denver (2012-13).
- Ranked third on the Broncos in both catches (52) and receiving yards (555) in his first year with the club in 2012.
- Recorded a career-high 67 catches for 631 yards (9.4 avg.) and four scores for the Colts in 2010—all in the last 10 games after starting tight end Dallas Clark was placed on injured reserve—with his reception total leading the NFL during that stretch.
- Owns 29 career special-teams tackles, including a career-best 13 stops in 2009 that ranked fourth on the Colts.
- Opened 37-of-48 games played at the University of Kentucky and finished his career ranked first in school history with 133 receptions for 1,417 yards (10.7 avg.) and 11 touchdowns.
- Named a first-team All-Southeastern Conference selection following his final two seasons for the Wildcats to become the first tight end in school history to earn the honor twice in his career.
- Joined the Broncos as an unrestricted free agent (Indianapolis) on March 29, 2012.
- Selected by the Colts in the fourth round (127th overall) of the 2008 NFL Draft.

CAREER TRANSACTIONS: Signed by Indianapolis as a draft choice 7/23/08; Signed by Denver as an unrestricted free agent 3/29/12.



2013: Tamme played all 16 games (1 start) for the Broncos in 2013 and led the team with 10 special-teams tackles in addition to posting 20 receptions for 184 yards (9.2 avg.) with one touchdown... Appeared in all three postseason games, catching four passes for 33 yards and one touchdown... Posted a career-high three special-teams stop at Dal. (10/6)... Caught a team-high five passes at N.E. (11/24), including three third-down conversions and one touchdown... Notched his first career postseason touchdown on a 1-yard catch in the second quarter in Denver's AFC Championship Game vs. N.E. (1/19).

2012: Tamme played all 16 regular-season games (eight starts) in his first year with the Broncos and ranked third on the club in catches (52) and receiving yards (555) to go along with two touchdowns... Caught a 1-yard touchdown pass in his Broncos debut vs. Pit. (9/9) to give Denver a fourth-quarter lead... Caught a game-high nine passes for a season-best 89 yards vs. T.B. (12/2)... Posted a career-long 36-yard catch in the second quarter vs. Cle. (12/23)... Totaled three receptions for 44 yards in Denver's AFC Divisional Playoff Game vs. Bal. (1/12).

2011: Tamme played all 16 games (5 starts) for the third consecutive season and totaled 19 receptions for

177 yards (9.3 avg.) with one touchdown in addition to tying for the team lead with eight special-teams tackles.

2010: Tammé saw action in all 16 regular-season games, including a career-high eight starts, and tied for second on the Colts with 67 receptions for 631 yards (9.4 avg.) with four touchdowns—all coming in the last 10 games of the year after starting tight end Dallas Clark was placed on injured reserve... Added five special-teams tackles during the regular season... Grabbed a career-best 11 passes for 108 yards (9.8 avg.) with one touchdown at Phi. (11/7)... Totaled seven or more receptions in 7-of-10 games to end the season... Opened Indianapolis' AFC Wild Card Game vs. N.Y. Jets (1/8) and totaled five receptions for 46 yards (9.2 avg.).

2009: Tammé played all 16 games (1 start) for the first time in his career and ranked fourth on the club with 13 special-teams tackles in addition to collecting three receptions for 35 yards (11.7 avg.) on offense... Played in all three postseason games for the Colts, including Super Bowl XLIV vs. N.O. (2/7), and contributed three stops on special teams.

2008: Selected by Indianapolis in the fourth round (127th overall) of the 2008 NFL Draft, Tammé played 12 games (0 starts) as a rookie and recorded three catches for 12 yards (4.0 avg.) to go along with two special-teams tackles... Played in the Colts' AFC Wild Card Game at S.D. (1/8).

COLLEGE: Tammé started 37-of-48 career games at the University of Kentucky and totaled 1,417 yards and 11 touchdowns on his 133 receptions that ranked first in school history and second all-time in Southeastern Conference annals among tight ends... Earned first-team All-SEC honors following his final two seasons and received a National Scholar-Athlete Award from the National Football Foundation and College Hall of Fame as a senior... Recognized as a finalist for the Draddy Award (Academic Heisman) and was selected to the National Good Works team and SEC Community Service Team.

PERSONAL: Tammé played wide receiver and defensive back at Boyle County High School in Danville, Ky., where he totaled 97 receptions for 1,866 yards (19.2 avg.) with 32 touchdowns and 23 interceptions for his prep career... Helped Boyle County win four consecutive state titles (named championship game MVP his final two years) and compile a 58-2 record during his four seasons... Jacob Tammé was born on March 15, 1985, in Danville, Ky.

TAMME'S REGULAR SEASON RECORD

Year	Club	RECEIVING							SCORING					
		G	S	No.	Yds.	Avg.	LG	TD	TD	TDr	TDp	TDrt	2pt	Pts.
2008	Indianapolis	12	0	3	12	4.0	6	0	0	0	0	0	0	0
2009	Indianapolis	16	1	3	35	11.7	21	0	0	0	0	0	0	0
2010	Indianapolis	16	8	67	631	9.4	30	4	4	0	4	0	0	24
2011	Indianapolis	16	5	19	177	9.3	29	1	1	0	1	0	0	6
2012	Denver	16	8	52	555	10.7	36	2	2	0	2	0	0	12
2013	Denver	16	1	20	184	9.2	15	1	1	0	1	0	0	6
CAREER TOTALS		92	23	164	1,594	9.7	36	8	8	0	8	0	0	48

ADDITIONAL STATISTICS: Special teams tackles — 2008 (2), 2009 (13), 2010 (5), 2011 (8), 2012 (1), 2013 (10), TOTAL (39). Miscellaneous tackles — 2012 (2), TOTAL (2). Defensive tackles — 2013 (1), TOTAL (1).

TAMME'S POSTSEASON RECORD

Year	Club	RECEIVING							SCORING					
		G	S	No.	Yds.	Avg.	LG	TD	TD	TDr	TDp	TDrt	2pt	Pts.
2008	Indianapolis	1	0	0	0	0.0	—	0	0	0	0	0	0	0
2009	Indianapolis	3	0	0	0	0.0	—	0	0	0	0	0	0	0
2010	Indianapolis	1	1	5	46	9.2	15	0	0	0	0	0	0	0
2012	Denver	1	0	3	44	14.7	21	0	0	0	0	0	0	0
2013	Denver	3	0	4	33	8.3	23	1	1	0	1	0	0	6
CAREER TOTALS		9	1	12	123	10.3	23	1	1	0	1	0	0	6
BRONCOS TOTALS		4	0	7	77	11.0	23	1	1	0	1	0	0	6

ADDITIONAL STATISTICS: Special teams tackles — 2009 (3) TOTAL (3).

TAMME'S SINGLE GAME HIGHS

(Postseason in parentheses)

Receptions — 11 at Philadelphia, 11/7/10 (5 vs. N.Y. Jets, 1/8/11). **Receiving yards** — 108 at Philadelphia, 11/7/10 (46 vs. N.Y. Jets, 1/8/11). **Longest reception** — 36 vs. Cleveland, 12/23/12 (23 vs. New England, 1/19/14). **Receiving touchdowns** — 1, eight times, last at New England, 11/24/13 (1 vs. New England, 1/19/14). **Special teams tackles** — 3 at Dallas, 10/6/13 (none).

DID YOU KNOW?

Hall of Fame running back Floyd Little, who played for Denver from 1967-75, was the first No. 1 draft pick ever signed by the Broncos. Selected by Denver with the sixth overall pick in 1967 from Syracuse University, Little totaled the second-most rushing yards (6,323) and the fourth-most rushing touchdowns (43) in professional football during his nine-year career.

JACOB TAMME'S CAREER GAME-BY-GAME

(Victories asterisked)

2008 INDIANAPOLIS (12-4)			RECEIVING				SCORING		
Date	Opponent	P/S	No.	Yds.	Avg.	LG	TD	2pt.	Pts.
Sep 7	vs. Chicago	P	1	6	6.0	6	0	0	0
Games 2-4									
Oct 12	vs. Baltimore*	P	0	0	0.0	—	0	0	0
Oct 19	at Green Bay	P	0	0	0.0	—	0	0	0
Oct 27	at Tennessee								
INACTIVE									
Nov 2	vs. New England*	P	0	0	0.0	—	0	0	0
Nov 9	at Pittsburgh*	P	0	0	0.0	—	0	0	0
Nov 16	vs. Houston*	P	0	0	0.0	—	0	0	0
Nov 23	at San Diego*	P	0	0	0.0	—	0	0	0
Nov 30	at Cleveland*	P	0	0	0.0	—	0	0	0
Dec 7	vs. Cincinnati*	P	0	0	0.0	—	0	0	0
Dec 14	vs. Detroit*	P	0	0	0.0	—	0	0	0
Dec 18	at Jacksonville*	P	0	0	0.0	—	0	0	0
Dec 28	vs. Tennessee*	P	2	6	3.0	4	0	0	0
Regular Season Totals			12/0	3	12	4.0	6	0	0
Jan 8	at San Diego§	P	0	0	0.0	—	0	0	0
Postseason Totals			1/0	0	0	0.0	0	0	0

§AFC Wild Card Game

2009 INDIANAPOLIS (14-2)			RECEIVING				SCORING		
Date	Opponent	P/S	No.	Yds.	Avg.	LG	TD	2pt.	Pts.
Sep 13	vs. Jacksonville*	P	1	6	6.0	6	0	0	0
Sep 21	at Miami*	P	0	0	0.0	—	0	0	0
Sep 27	at Arizona*	P	0	0	0.0	—	0	0	0
Oct 4	vs. Seattle*	P	0	0	0.0	—	0	0	0
Oct 11	at Tennessee*	P	0	0	0.0	—	0	0	0
Oct 25	at St. Louis*	P	0	0	0.0	—	0	0	0
Nov 1	vs. San Francisco*	P	0	0	0.0	—	0	0	0
Nov 8	vs. Houston*	P	0	0	0.0	—	0	0	0
Nov 15	vs. New England*	P	0	0	0.0	—	0	0	0
Nov 22	at Baltimore*	P	0	0	0.0	—	0	0	0
Nov 29	at Houston*	P	0	0	0.0	—	0	0	0
Dec 6	vs. Tennessee*	P	0	0	0.0	—	0	0	0
Dec 13	vs. Denver*	P	0	0	0.0	—	0	0	0
Dec 17	at Jacksonville*	P	1	8	8.0	8	0	0	0
Dec 27	vs. N.Y. Jets	P	0	0	0.0	—	0	0	0
Jan 3	at Buffalo	S	1	21	21.0	21	0	0	0
Regular Season Totals			16/1	3	35	11.7	21	0	0
Jan 16	vs. Pittsburgh*§	P	0	0	0.0	—	0	0	0
Jan 24	vs. N.Y. Jets*†	P	0	0	0.0	—	0	0	0
Feb 7	vs. New Orleans§	P	0	0	0.0	—	0	0	0
Postseason Totals			3/0	0	0	0.0	—	0	0

§AFC Wild Card Game; †AFC Divisional Playoff Game; §Super Bowl XLIV

2010 INDIANAPOLIS (10-6)			RECEIVING				SCORING		
Date	Opponent	P/S	No.	Yds.	Avg.	LG	TD	2pt.	Pts.
Sep 12	at Houston	P	0	0	0.0	—	0	0	0
Sep 19	vs. N.Y. Giants*	P	0	0	0.0	—	0	0	0
Sep 26	at Denver*	P	0	0	0.0	—	0	0	0
Oct 3	at Jacksonville	P	0	0	0.0	—	0	0	0
Oct 10	vs. Kansas City*	P	0	0	0.0	—	0	0	0
Oct 17	at Washington*	P	0	0	0.0	—	0	0	0
Nov 1	vs. Houston*	S	6	64	10.7	26	1	0	6
Nov 7	at Philadelphia	S	11	108	9.8	22	1	0	6
Nov 14	vs. Cincinnati*	P	7	73	10.4	20	0	0	0
Nov 21	at New England	S	7	60	8.6	17	0	0	0
Nov 28	vs. San Diego	S	7	64	9.1	30	1	0	6
Dec 5	vs. Dallas	S	4	47	11.8	26	0	0	0
Dec 9	at Tennessee*	S	4	36	9.0	12	0	0	0
Dec 19	vs. Jacksonville*	S	7	34	4.9	9	0	0	0
Dec 26	at Oakland*	S	7	78	11.1	18†	1	0	6
Jan 2	vs. Tennessee*	S	7	67	9.6	18	0	0	0
Regular Season Totals			16/8	67	631	9.4	30	4	24
Jan 8	vs. N.Y. Jets§	S	5	46	9.2	15	0	0	0
Postseason Totals			1/1	5	46	9.2	15	0	0

§AFC Wild Card Game

2011 INDIANAPOLIS (2-14)			RECEIVING					SCORING	
Date	Opponent	P/S	No.	Yds.	Avg.	LG	TD	2pt.	Pts.
Sep 11	at Houston	S	0	0	0.0	—	0	0	0
Sep 18	vs. Cleveland	P	0	0	0.0	—	0	0	0
Sep 25	vs. Pittsburgh	P	0	0	0.0	—	0	0	0
Oct 3	at Tampa Bay	P	0	0	0.0	—	0	0	0
Oct 9	vs. Kansas City	P	0	0	0.0	—	0	0	0
Oct 16	at Cincinnati	P	1	1	1.0	1	0	0	0
Oct 23	at New Orleans	P	0	0	0.0	—	0	0	0
Oct 30	at Tennessee	P	0	0	0.0	—	0	0	0
Nov 6	vs. Atlanta	P	2	6	3.0	3	0	0	0
Nov 13	vs. Jacksonville	S	6	75	12.5	29	0	0	0
Nov 27	vs. Carolina	S	2	20	10.0	11	0	0	0
Dec 4	at New England	P	5	49	9.8	20	0	0	0
Dec 11	at Baltimore	P	1	13	13.0	13t	1	0	6
Dec 18	vs. Tennessee*	S	1	3	3.0	3	0	0	0
Dec 22	vs. Houston*	S	1	10	10.0	10	0	0	0
Jan 1	at Jacksonville	P	0	0	0.0	—	0	0	0
Regular Season Totals		16/5	19	177	9.3	29	1	0	6

2012 DENVER (13-3)			RECEIVING					SCORING	
Date	Opponent	P/S	No.	Yds.	Avg.	LG	TD	2pt.	Pts.
Sep 9	vs. Pittsburgh*	S	5	43	8.6	18	1	0	6
Sep 17	at Atlanta	S	2	13	6.5	9	0	0	0
Sep 23	vs. Houston	S	3	31	10.3	14	0	0	0
Sep 30	vs. Oakland*	P	5	38	7.6	10	0	0	0
Oct 7	at New England	P	6	50	8.3	17	0	0	0
Oct 15	at San Diego*	S	2	27	13.5	25	0	0	0
Oct 28	vs. New Orleans*	P	3	33	11.0	23	0	0	0
Nov 4	at Cincinnati*	P	3	18	6.0	12	0	0	0
Nov 11	at Carolina*	P	1	6	6.0	6	0	0	0
Nov 18	vs. San Diego*	P	4	53	13.3	30	0	0	0
Nov 25	at Kansas City*	S	4	48	12.0	22	1	0	6
Dec 2	vs. Tampa Bay*	S	9	89	9.9	15	0	0	0
Dec 6	at Oakland*	S	2	24	12.0	18	0	0	0
Dec 16	at Baltimore*	P	0	0	0.0	—	0	0	0
Dec 23	vs. Cleveland*	P	2	69	34.5	36	0	0	0
Dec 30	vs. Kansas City*	P	1	13	13.0	13	0	0	0
Regular Season Totals		16/8	52	555	10.7	36	2	0	12
Jan 12	vs. Baltimore†	P	3	44	14.7	21	0	0	0
Postseason Totals		1/0	3	44	14.7	21	0	0	0

†AFC Divisional Playoff Game

2013 DENVER (13-3)			RECEIVING					SCORING	
Date	Opponent	P/S	No.	Yds.	Avg.	LG	TD	2pt.	Pts.
Sep 5	vs. Baltimore*	P	0	0	0.0	—	0	0	0
Sep 15	at N.Y. Giants*	P	0	0	0.0	—	0	0	0
Sep 23	vs. Oakland*	P	1	5	5.0	5	0	0	0
Sep 29	vs. Philadelphia*	P	0	0	0.0	—	0	0	0
Oct 6	at Dallas*	P	0	0	0.0	—	0	0	0
Oct 13	vs. Jacksonville*	P	0	0	0.0	—	0	0	0
Oct 20	at Indianapolis	P	1	7	7.0	7	0	0	0
Oct 27	vs. Washington*	P	1	15	15.0	15	0	0	0
Nov 10	at San Diego*	P	0	0	0.0	—	0	0	0
Nov 17	vs. Kansas City*	P	0	0	0.0	—	0	0	0
Nov 24	at New England	P	5	47	9.4	12	1	0	6
Dec 1	at Kansas City	P	1	3	3.0	3	0	0	0
Dec 8	vs. Tennessee*	P	4	47	11.8	15	0	0	0
Dec 12	vs. San Diego	P	1	9	9.0	9	0	0	0
Dec 22	at Houston*	S	3	22	7.3	10	0	0	0
Dec 29	at Oakland*	P	3	29	9.7	11	0	0	0
Regular Season Totals		16/1	20	184	9.2	15	1	0	6
Jan 12	vs. San Diego*†	P	0	0	0.0	—	0	0	0
Jan 19	vs. New England*#	P	2	24	12.0	23	1	0	6
Feb 2	vs. Seattle [§]	P	2	9	4.5	11	1	0	0
Postseason Totals		3/0	4	33	8.3	23	1	0	6

†AFC Divisional Playoff Game; #AFC Championship Game; §Super Bowl XLVIII



DEMARIYUS THOMAS

88

WIDE RECEIVER

6-3 • 229 • 5TH YR. • GEORGIA TECH

BORN: Dec. 25, 1987, in Montrose, Ga.

HIGH SCHOOL: West Laurens High School, Montrose, Ga.

ACQUIRED: Draft #1a (22nd overall), 2010

NFL YEAR: 5th • YEAR WITH BRONCOS: 5th

NFL GAMES PLAYED/STARTED: 53/39 • POSTSEASON GP/GS: 6/6



THOMAS AT A GLANCE:

- A fifth-year wide receiver who owns the second-most receiving yards (3,698) and receiving touchdowns (30) in Broncos history through a player's first four seasons.
- Ranked second in the NFL with 14 receiving touchdowns and fourth in the league with 1,430 yards on 92 catches in 2013 to earn his second consecutive Pro Bowl selection and Associated Press second-team All-Pro recognition.
- Combined with teammate Eric Decker to represent the most prolific receiving tandem (2,718 yds.) in the NFL in 2013.
- Selected to his first Pro Bowl following the 2012 season in which he caught 94 passes for 1,434 yards (15.3 avg.) with 10 touchdowns, ranking fourth in the league in receiving yards and posting the second-most 25-yard receptions (18) in the NFL.
- Tied for the second-most 100-yard receiving games (7) in team history while posting the third-most receiving yards (1,434) in a single season in club annals during the 2012 season.
- Combined with teammate Eric Decker in 2012 to represent the third-most prolific receiving tandem (2,498 yds.) in the league and become the first Broncos 1,000-yard receiving duo since 2004.
- Led the Broncos in receiving yards in each of his final seven contests, including the postseason, in 2011 to set a franchise record.
- Fueled Denver's 29-23 win against Pittsburgh in the AFC Wild Card round (1/8/12) with his four-catch, 204-yard performance that included an 80-yard game-winning touchdown reception on the first play of overtime.
- Saw action in 10 games (2 starts) as a rookie in 2010 and finished sixth on the club with 22 receptions for 283 yards (12.9 avg.) with two touchdowns.
- Totaled eight receptions for 97 yards (12.1 avg.) with one touchdown in his NFL debut vs. Seattle (9/19/10) to mark the second-most catches by a Broncos rookie in his pro debut and become just the ninth player (since 1970) to record at least eight catches in their first NFL game.
- Finished his career at Georgia Tech ranked fourth in school history in receiving yards (2,339), fourth in touchdowns catches (15) and seventh in receptions (120).
- Averaged nearly 20 yards per reception during his collegiate career, posting the fifth-best receiving average (19.5) for a career in Atlantic Coast Conference history.
- Selected by the Broncos in the first round (22nd overall) of the 2010 NFL Draft.

88's TROPHY CASE

- Pro Bowls (2) 2012-13
- All-Pro (2nd team) (1) 2013

CAREER TRANSACTIONS: Signed by Denver as a draft choice 8/1/10.



2013: Thomas started all 16 regular-season games for the second consecutive season, earning his second consecutive Pro Bowl selection and Associated Press second-team All-Pro honors after posting 92 receptions for 1,430 yards (15.5 avg.) with 14 touchdowns... Ranked fourth in the NFL in receiving yards and second in receiving scores... Led all NFL players in receptions (28) and receiving yards (327) in addition to collecting two touchdown

THOMAS TIES FRANCHISE RECORD FOR RECEIVING TDs IN 2013

MOST REC. TDs, SINGLE-SEASON, BRONCOS HIST.

Player	Year	No.
1. Demaryius Thomas	2013	14
Anthony Miller	1995	14
3. Eric Decker	2012	13
Steve Watson	1981	13
5. Three players	-	12

MOST RECEIVING TDs, NFL, 2013

Player	No.
1. Jimmy Graham, N.O.	16
2. Demaryius Thomas, Den.	14
3. Dez Bryant, Dal.	13
Vernon Davis, S.F.	13
5. Three players	12

THOMAS AMONG FRANCHISE'S BEST IN FIRST FOUR SEASONS

MOST RECEIVING YARDS THROUGH FIRST FOUR SEASONS, BRONCOS HISTORY

Player	Years	GP	Rec.	Yds.	Avg.	TDs
1. Brandon Marshall	2006-09	61	327	4,019	12.3	25
2. Demaryius Thomas	2010-13	53	240	3,698	15.4	30
3. Lionel Taylor	1960-62	40	269	3,319	12.3	20
4. Eric Decker	2010-13	62	222	3,070	13.8	33
5. Ashley Lelie	2002-05	64	168	3,007	17.9	12

catches in three postseason games... Set a career high with 10 receptions for 94 yards (9.4 avg.) vs. Oak. (9/23)... Posted a career-high three touchdown catches at S.D. (11/10) to earn AFC Offensive Player of the Week honors... Surpassed the 1,000-yard mark for the second straight season after catching three passes for 106 yards (35.3 avg.), including a game-long 77-yard reception, at K.C. (12/1)... Caught a game-high eight passes (54 yds.) and opened the scoring with a 2-yard touchdown catch in the first quarter of Denver's AFC Divisional Playoff Game vs. S.D. (1/12)... Caught seven passes for a game-high 134 yards (19.1 avg.) with one touchdown in Denver's AFC Championship Game vs. N.E. (1/19)... Set a Super Bowl record with 13 receptions for 118 yards (9.1 avg.) with one touchdown in Super Bowl XLVIII vs. Sea. (2/2).

2012: Thomas started all 16 regular-season games for the first time in his career and earned his first Pro Bowl selection after finishing as the team's leading receiver with 94 catches for 1,434 yards (15.3 avg.) and 10 touchdowns... Ranked in the league's top 10 in receiving yards (4th), receptions (8th), receiving average (2nd), touchdowns (7th) and 25-yard catches (2nd)... Topped the 100-yard mark in seven games to tie for second-most in franchise single-season history in that category and his 1,434 receiving yards were third-most in team history... Caught quarterback Peyton Manning's 400th career touchdown pass when he took a screen pass 71 yards to the end zone in the third quarter vs. Pit. (9/9)... Set a regular-season career high with 180 receiving yards on nine catches at N.E. (10/7) to marked the sixth-highest regular-season total in franchise history... Tied a career high with nine receptions and finished with a game-high 135 yards at Car. (11/11)... Surpassed the 1,000-yard mark for the first time in his career, finishing with a game-high 82 receiving yards with one touchdown at K.C. (11/25)... Registered his second career multiple-touchdown game with a pair of scoring catches vs. T.B. (12/2)... Tied a career high with nine catches and topped the 100-yard mark for the sixth game of the season vs. Cle. (12/23)... Made a 17-yard touchdown catch in Denver's AFC Divisional Playoff Game vs. Bal. (1/12).

2011: Thomas played 11 regular-season games (5 starts) and ranked second on the team with 32 receptions for 551 yards (17.2 avg.) with four touchdowns... Inactive for the first five games of the year while recovering from an offseason Achilles injury and a broken thumb suffered in training camp... Started both postseason contests and totaled 10 catches for 297 yards (29.7 avg.) with one score... Set a franchise record by leading the Broncos in receiving in the season's final seven games... Posted 25 receptions for 448 yards (17.9 avg.) with three touchdowns in Denver's final five regular-season games... Fueled Denver's 29-23 win vs. Pit. (1/8) in the AFC Wild Card Game when he caught an 80-yard touchdown reception on the first play of overtime (longest overtime scoring play in NFL postseason history)... Totaled four receptions for 204 yards against the Steelers to mark the most receiving yards by a Bronco in playoff history and the second-highest receiving average (51.0) in a single game in NFL annals.

2010: Selected by Denver in the first round (22nd overall) of the 2010 NFL Draft, Thomas played 10 games (2 starts) and totaled 22 receptions for 283 yards (12.9 avg.) with two touchdowns to go along with 16 kickoff returns for 398 yards (24.9 avg.)... Recorded eight receptions for 97 yards (12.1 avg.) with one touchdown vs. Sea. (9/19) in his NFL debut to mark the second-most catches by a Broncos rookie in his pro debut and become just the ninth player in league history (since 1970) to record at least eight catches in his first NFL game... Caught a 17-yard touchdown vs. NYJ (10/17) over All-Pro cornerback Darrelle Revis in the third quarter... Missed Denver's season opener at Jac. (9/12) with a foot injury that sidelined him the entire preseason... Inactive in Games 11-15 due to an ankle injury.

COLLEGE: Thomas played 39 games (36 starts) at Georgia Tech, where finished his career ranked fourth in school history in receiving yards (2,339), fourth in touchdown catches (15) and seventh in receptions (120)... Averaged nearly 20 yards per reception during his career, posting the fifth-best receiving average (19.5) in Atlantic Coast Conference history... Earned third-team All-America honors from the Associated Press and first-team All-ACC accolades as a senior in 2009 after ranking second in the nation with a school-record 25.1-yard average on 46 catches for 1,154 yards, which ranked second all-time in Georgia Tech annals.

PERSONAL: Thomas attended West Laurens High School in Montrose, Ga., where he was a first-team Class AA all-state selection by the *Atlanta Journal Constitution* and a two-time all-region and All-Heart of Georgia choice... Caught 56 passes for 756 yards (13.5 avg.) with seven touchdowns as a senior... Played on the school's state championship basketball team... First name is pronounced duh-MARE-ee-us... Demaryius Thomas was born on Dec. 25, 1987, in Montrose, Ga.

THOMAS SETS SUPER BOWL RECORD

MOST RECEPTIONS, SINGLE GAME, SUPER BOWL HISTORY

Player	Opponent	Rec.	Yds.	Avg.	TDs
1. Demaryius Thomas	vs. Sea. (2/2/14)	13	118	9.1	1
2. Wes Welker, N.E.	vs. NYG (2/3/08)	11	103	9.4	0
Deion Branch, N.E.	vs. Phi. (2/6/05)	11	133	12.1	0
Jerry Rice, S.F.	vs. Cin. (1/22/89)	11	215	19.5	1
Dan Ross, Cin.	vs. S.F. (1/24/82)	11	104	9.5	2

THOMAS MAKES POSTSEASON HISTORY

MOST RECEIVING YARDS, SINGLE GAME, BRONCOS POSTSEASON HISTORY

Player	Opponent	Rec.	Yds.	Avg.	TDs
1. Demaryius Thomas	vs. Pit. (1/8/12)	4	204	51.0	1
2. Steve Watson	vs. Pit. (12/30/84)	11	177	16.1	1
3. Haven Moses	vs. Oak. (1/1/78)	5	168	33.6	2
4. Shannon Sharpe	at LAA (1/9/94)	13	156	12.0	1
5. Rod Smith	vs. Atl. (1/31/99)	5	152	30.4	1

THOMAS' REGULAR SEASON RECORD

Year	Club	RECEIVING						KICKOFF RETURNS						SCORING					
		G	S	No.	Yds.	Avg.	LG	TD	No.	Yds.	Avg.	LG	TD	TD	TDr	TDp	TDrT	2pt	Pts.
2010	Denver	10	2	22	283	12.9	31	2	16	398	24.9	65	0	2	0	2	0	0	12
2011	Denver	11	5	32	551	17.2	47	4	0	0	0.0	—	0	4	0	4	0	0	24
2012	Denver	16	16	94	1,434	15.3	71t	10	0	0	0.0	—	0	10	0	10	0	0	60
2013	Denver	16	16	92	1,340	15.5	78t	14	0	0	0.0	—	0	14	0	14	0	0	84
CAREER TOTALS		53	39	240	3,698	15.4	78t	30	16	398	24.9	65	0	30	0	30	0	0	180

ADDITIONAL STATISTICS: Rushing — 2010 (2-1, 0.5 avg., 1 LG), 2011 (1 for 5) TOTAL (3-6, 2.0 avg., 5 LG). Special teams tackles — 2010 (3), TOTAL (3). Miscellaneous tackles — 2010 (2), 2013 (2), TOTAL (4). Fumbles — 2010 (1 FR), TOTAL (1 FR).

THOMAS' POSTSEASON RECORD

Year	Club	RECEIVING						KICKOFF RETURNS						SCORING					
		G	S	No.	Yds.	Avg.	LG	TD	No.	Yds.	Avg.	LG	TD	TD	TDr	TDp	TDrT	2pt	Pts.
2011	Denver	2	2	10	297	29.7	80t	1	0	0	0.0	—	0	1	0	1	0	0	6
2012	Denver	1	1	3	37	12.3	17t	1	0	0	0.0	—	0	1	0	1	0	0	6
2013	Denver	3	3	28	306	10.9	30	3	0	0	0.0	—	0	1	0	1	0	0	6
CAREER TOTALS		6	6	41	640	15.6	80t	5	0	0	0.0	—	0	3	0	3	0	0	18

THOMAS' SINGLE GAME HIGHS

(Postseason in parentheses)

Receptions — 10 vs. Oakland, 9/23/13 (13* vs. Seattle, 2/2/14). **Receiving yards** — 180 at New England, 10/7/12 (204 vs. Pittsburgh, 1/8/12). **Longest reception** — 71t vs. Pittsburgh, 9/9/12 (80t vs. Pittsburgh, 1/8/12). **Receiving touchdowns** — 3 at San Diego, 11/10/13 (1, five times, last vs. Seattle, 2/2/14). **Rushes** — 1, three times, last vs. Chicago, 12/11/11 (none). **Rushing yards** — 5 vs. Chicago, 12/11/11 (none). **Longest rush** — 5 vs. Chicago, 12/11/11 (none). **Rushing touchdowns** — None (none). **Kick returns** — 5 at San Francisco (London), 10/31/10 (none). **Kick return yards** — 144 at Tennessee, 10/3/10 (none). **Longest kick return** — 65 at Tennessee, 10/3/10 (none).

*Super Bowl Record

THOMAS' 100-YARD RECEIVING GAMES (18, INCLUDES 3 POSTSEASON)

*denotes win (Thomas' teams are 15-3, including postseason, when he records 100 or more yards receiving in a game.)

Date	Opponent	No.	Yds.	Avg.	LG	TD
12/4/11	at Minnesota*	4	144	36.0	42	2
12/18/11	vs. New England	7	116	16.6	39	0
1/8/12	vs. Pittsburgh*^	4	204	51.0	80t	1
9/9/12	vs. Pittsburgh*	5	110	22.0	71t	1
9/30/12	vs. Oakland*	5	103	20.6	40	0
10/7/12	at New England	9	180	20.0	38	0
10/28/12	vs. New Orleans*	7	137	19.6	41	1
11/11/12	at Carolina*	9	135	15.0	46	0
12/23/12	vs. Cleveland*	9	102	11.3	23	1
12/30/12	vs. Kansas City*	7	122	17.4	36	1
9/5/13	vs. Baltimore*	5	161	32.2	78t	2
11/10/13	at San Diego*	7	108	15.4	34t	3
11/17/13	vs. Kansas City*	5	121	24.2	70	0
12/1/13	at Kansas City*	3	106	35.3	77	0
12/22/13	at Houston*	8	123	15.4	36t	1
12/29/13	at Oakland*	6	113	18.8	63t	2
1/19/14	vs. New England*^	7	134	19.1	30	1
2/2/14	vs. Seattle^	13	118	9.1	23	1

^Playoff Game

THOMAS IMPRESSIVE IN NFL DEBUT

MOST RECEPTIONS BY A BRONCOS ROOKIE IN HIS NFL/AFL DEBUT

Player	Opponent	Rec.	Yds.	Avg.	TDs
1. Eddie Royal	at Oak., 9/8/08	9	146	16.2	1
2. Demaryius Thomas	vs. Sea., 9/19/10	8	97	12.1	1
3. Billy Van Heusen	at K.C., 9/22/68	5	59	11.8	0
4. Sammy Winder	vs. S.D., 9/12/82	4	37	9.3	0
Mike Bell	at Stl., 9/10/06	4	30	7.5	0
Mark Jackson	vs. LAA, 9/7/96	4	26	6.5	0
Gerald Willhite	vs. S.D., 9/12/82	4	23	5.8	0

DEMARIUS THOMAS' CAREER GAME-BY-GAME

(Victories asterisked)

2010 DENVER (4-12)		RECEIVING					KICK RETURNS					SCORING		
Date	Opponent	P/S	No.	Yds.	Avg.	LG	TD	No.	Yds.	Avg.	LG	TD	2pt.	Pts.
Sep 12	at Jacksonville					INACTIVE								
Sep 19	vs. Seattle*	P	8	97	12.1	21t	1	0	0	0.0	—	0	0	6
Sep 26	vs. Indianapolis	P	2	43	21.5	27	0	0	0	0.0	—	0	0	0
Oct 3	at Tennessee*	P	1	9	9.0	9	0	4	144	36.0	65	0	0	0
Oct 10	at Baltimore	S	2	12	6.0	10	0	1	21	21.0	21	0	0	0
Oct 17	vs. N.Y. Jets	P	1	17	17.0	17t	1	0	0	0.0	—	0	0	6
Oct 24	vs. Oakland	P	1	6	6.0	6	0	1	3	3.0	3	0	0	0
Oct 31	at S.F. (London)	P	1	31	31.0	31	0	5	114	22.8	29	0	0	0
Nov 14	vs. Kansas City*	P	3	51	17.0	22	0	2	68	34.0	38	0	0	0
Nov 22	at San Diego	S	3	17	5.7	12	0	3	48	16.0	19	0	0	0
Games 11-15						INACTIVE								
Jan 2	vs. San Diego	P	0	0	0.0	—	0	0	0	0.0	—	0	0	0
Regular Season Totals			10/2	22	283	12.9	31	2	16	398	24.9	65	0	12

2011 DENVER (8-8)		RECEIVING					SCORING			
Date	Opponent	P/S	No.	Yds.	Avg.	LG	TD	2pt.	Pts.	
Games 1-5						INACTIVE				
Oct 23	at Miami*	P	3	27	9.0	15	1	0	6	
Oct 30	vs. Detroit	S	1	10	10.0	10	0	0	0	
Nov 6	at Oakland*	P	1	29	29.0	29	0	0	0	
Nov 13	at Kansas City*	P	0	0	0.0	—	0	0	0	
Nov 17	vs. N.Y. Jets*	S	2	37	18.5	28	0	0	0	
Nov 27	at San Diego*	P	0	0	0.0	—	0	0	0	
Dec 4	at Minnesota*	P	4	144	36.0	42	2	0	12	
Dec 11	vs. Chicago*	S	7	78	11.1	16	1	0	6	
Dec 18	vs. New England	S	7	116	16.6	39	0	0	0	
Dec 24	at Buffalo	S	4	76	19.0	47	0	0	0	
Jan 1	vs. Kansas City	P	3	34	11.3	17	0	0	0	
Regular Season Totals			11/5	32	551	17.2	47	4	0	24
Jan 8	vs. Pittsburgh*§	S	4	204	51.0	80t	1	0	6	
Jan 14	at New England†	S	6	93	15.5	41	0	0	0	
Postseason Totals			2/2	10	297	29.7	80t	1	0	6

§AFC Wild Card Game; †AFC Divisional Playoff Game

2012 DENVER (13-3)		RECEIVING					SCORING			
Date	Opponent	P/S	No.	Yds.	Avg.	LG	TD	2pt.	Pts.	
Sep 9	vs. Pittsburgh*	S	5	110	22.0	71t	1	0	6	
Sep 17	at Atlanta	S	8	78	9.8	17t	1	0	6	
Sep 23	vs. Houston	S	3	34	11.3	23	0	0	0	
Sep 30	vs. Oakland*	S	5	103	20.6	40	0	0	0	
Oct 7	at New England	S	9	180	20.0	38	0	0	0	
Oct 15	at San Diego*	S	2	37	18.5	29t	1	0	6	
Oct 28	vs. New Orleans*	S	7	137	19.6	41	1	0	6	
Nov 4	at Cincinnati*	S	6	77	12.8	45	0	0	0	
Nov 11	at Carolina*	S	9	135	15.0	46	0	0	0	
Nov 18	vs. San Diego*	S	3	42	14.0	17	1	0	6	
Nov 25	at Kansas City*	S	4	82	20.5	30t	1	0	6	
Dec 2	vs. Tampa Bay*	S	8	99	12.4	28	2	0	12	
Dec 6	at Oakland*	S	5	83	16.6	22	0	0	0	
Dec 16	at Baltimore*	S	4	13	3.3	5	0	0	0	
Dec 23	vs. Cleveland*	S	9	102	11.3	23	1	0	6	
Dec 30	vs. Kansas City*	S	7	122	17.4	36	1	0	6	
Regular Season Totals			16/16	94	1,434	15.3	71t	10	0	60
Jan 12	vs. Baltimore†	S	3	37	12.3	17t	1	0	6	
Postseason Totals			1/1	3	37	12.3	17t	1	0	6


†AFC Divisional Playoff Game

DID YOU KNOW?

The Broncos' record for consecutive wins against NFC clubs is six games, set twice in team history. Denver won six consecutive games against the NFC from 2001-03 and from 1980-81.

2013 DENVER (13-3)			RECEIVING					SCORING		
Date	Opponent	P/S	No.	Yds.	Avg.	LG	TD	2pt.	Pts.	
Sep 5	vs. Baltimore*	S	5	161	32.2	78t	2	0	12	
Sep 15	at N.Y. Giants	S	5	52	10.4	18	0	0	0	
Sep 23	vs. Oakland*	S	10	94	9.4	22	0	0	0	
Sep 29	vs. Philadelphia*	S	9	86	9.6	15t	2	0	12	
Oct 6	at Dallas*	S	5	57	11.4	26	0	0	0	
Oct 13	vs. Jacksonville*	S	3	78	26.0	42	0	0	0	
Oct 20	at Indianapolis*	S	4	82	20.5	31t	1	0	6	
Oct 27	vs. Washington*	S	7	75	10.7	35t	1	0	6	
Nov 10	at San Diego*	S	7	108	15.4	34t	3	0	18	
Nov 17	vs. Kansas City*	S	5	121	24.2	70	0	0	0	
Nov 24	at New England*	S	4	41	10.3	15	1	0	6	
Dec 1	at Kansas City*	S	3	106	35.3	77	0	0	0	
Dec 8	vs. Tennessee*	S	7	88	12.6	38	1	0	6	
Dec 12	vs. San Diego	S	4	45	11.3	21	0	0	0	
Dec 22	vs. Houston*	S	8	123	15.4	36t	1	0	6	
Dec 29	at Oakland*	S	6	113	18.8	63t	2	0	12	
Regular Season Totals			16/16	92	1,430	15.5	78t	14	0	84
Jan 12	vs. San Diego*†	S	8	54	6.8	9	1	0	6	
Jan 19	vs. New England*‡	S	7	134	19.1	30	1	0	6	
Feb 2	vs. Seattle§	S	13	118	9.1	23	1	0	6	
Postseason Totals			3/3	28	306	10.9	30	3	0	18

†AFC Divisional Playoff Game; ‡AFC Championship Game; §Super Bowl XLVIII



JULIUS THOMAS

80

TIGHT END

6-5 • 250 • 4TH YR. • PORTLAND STATE

BORN: June 27, 1988, in Stockton, Calif.

HIGH SCHOOL: Tokay High School, Lodi, Calif.

ACQUIRED: Draft #4b (129th overall), 2011

NFL YEAR: 4th • **YEAR WITH BRONCOS:** 4th

NFL GAMES PLAYED/STARTED: 23/15 • **POSTSEASON GP/GS:** 3/3



THOMAS AT A GLANCE:

- A fourth-year tight end who appeared in 23 regular-season games (15 starts) during his first three years with Denver, totaling 66 receptions for 793 yards (12.0 avg.) with 12 touchdowns.
- Earned his first career Pro Bowl selection in 2013 after recording the most touchdowns (12) by a tight end in Broncos history (T-5th in the NFL) and contributing 65 catches for 788 yards (12.1 avg.).
- Owns two of the Top 3 receiving games by a Broncos tight end since 2000 and joins Pro Football Hall of Famer Shannon Sharpe as the only tight ends in team history with at least two 100-yard, multiple-touchdown games.
- Appeared in Denver's first four games in 2012 before being shut down for the rest of the season due to a lingering ankle injury.
- Saw action in five games (1 start) for the Broncos as a rookie in 2011 despite being limited by an ankle injury suffered in Week 2.
- Started in Denver's 2011 season opener vs. Oakland (9/12/11) and joined three other teammates as the first rookie quartet to start a season opener since at least 1968.
- Played just one season of college football after playing basketball for Portland State University and earned first-team All-Big Sky Conference by finishing third on the Vikings with 29 receptions for 453 yards (15.6 avg.) with two touchdowns as a senior.
- Participated in the East-West Shrine Game following his senior season and caught a 5-yard touchdown to go along with a two-point conversion for the West.
- Lettered four times in basketball for the Vikings, leading them to their first two NCAA Tournament appearances in school history (2008, '09) and finishing third on the program's all-time leader in games played (121), career wins (78) and field goal percentage (.663).
- Selected by the Broncos in the fourth round (129th overall) of the 2011 NFL Draft.

80's TROPHY CASE

Pro Bowls (1) 2013

CAREER TRANSACTIONS: Signed by Denver as a draft choice 7/27/11.

THOMAS SETS FRANCHISE RECORD FOR TOUCHDOWNS BY A TIGHT END

MOST REC. TDs BY A TIGHT END, BRONCOS HIST.

Player	Year	No.
1. Julius Thomas	2013	12
2. Shannon Sharpe	1998	10
Shannon Sharpe	1996	10
3. Shannon Sharpe	1993	9
5. Shannon Sharpe	2003	8

MOST RECEIVING TDS, NFL, 2013

Player	No.
1. Jimmy Graham, N.O.	16
2. Demaryius Thomas, Den.	14
3. Dez Bryant, Dal.	13
Vernon Davis, S.F.	13
5. Julius Thomas, Den.	12
Calvin Johnson, Det.	12
Brandon Marshall, Chi.	12



2013: Thomas started all 14 games played and earned his first career Pro Bowl selection after finishing with 65 receptions for 788 yards (12.1 avg.) with 12 touchdowns... Tied for fifth in the league with his 12 receiving scores and passed Pro Football Hall of Famer Shannon Sharpe for the most touchdowns in a season by a Broncos tight end... Opened all three postseason contests and contributed 18 catches for 188 yards (10.4 avg.)... Caught five passes for 110 yards and a pair of touchdowns vs. Bal. (9/5) to represent his first career 100-yard receiving game... Set career highs in receptions (9) and receiving yards (122) while adding a pair of touchdowns at Dal. (10/6)... Recorded the second-longest scoring catch by a tight end in team history with his 74-yard touchdown at S.D. (11/10)... Set a franchise tight end record with his 11th touchdown catch of the season vs. Ten. (12/8)... Caught six passes for 78 yards (13.0 avg.) at Hou. (12/22), including a 25-yard scoring reception that represented quarterback Peyton Manning's NFL record-breaking 51st of the season... Led the team with 76 receiving yards on six catches (12.7 avg.) in his postseason debut in Denver's AFC Divisional Playoff Game vs. S.D. (1/12)... Paced the club with eight catches for 85 yards (10.6 avg.) in Denver's AFC Championship Game vs. N.E. (1/19).

2012: Thomas saw action in Denver's first four regular-season games before being declared a gameday inactive for the remainder of the season.

2011: Selected by Denver in the fourth round (129th overall) of the 2011 NFL Draft, Thomas played five regular-season games (1 start) and posted one reception for five yards as a rookie... Joined three other teammates who became the first quartet of rookies to start a season opener for the Broncos since at least 1968... Inactive for 11 regular-season games and two playoff contests due to an ankle injury sustained in Denver's Week 2 win vs. Cin. (9/18).

COLLEGE: Thomas, who played just one season of college football, saw action in 11 games (1 start) for Portland State University in 2010 and earned first-team All-Big Sky Conference honors after finishing third on the team with 29 receptions for 453 yards (15.6 avg.) with two touchdowns... Hauled in nine passes of 20 or more yards and produced 18 first downs... Invited to play in the East-West Shrine Game, where he hauled in a 5-yard touchdown pass and caught the ensuing two-point conversion to account for the West's only points of the game... Walked on to the football team during the spring after exhausting his eligibility in basketball.

PERSONAL: Thomas attended Tokay High School in Lodi, Calif., where he was a standout center and power forward on the basketball team... Helped lead Tokay to a 25-9 overall record and a Sac-Joquin Section title during his senior year when he was named co-Player of the Year by *The Record* (San Joaquin)... Lettered four seasons in basketball at Portland State, setting school records for games played (121), career wins (78) and field goal percentage (.663)... Named to the Big Sky Conference All-Tournament Team in 2008 and '09, helping the Vikings capture conference titles and advance to the NCAA Tournament in both seasons... Averaged 10.8 points and 5.9 rebounds while shooting a school-record .671 from the floor as a senior... Graduated from Portland State with a degree in business administration... Julius Thomas was born on June 27, 1988, in Stockton, Calif.

THOMAS' REGULAR SEASON RECORD

Year	Club	RECEIVING							SCORING						
		G	S	No.	Yds.	Avg.	LG	TD	TD	TDr	TDp	TDrt	2pt	Pts.	
2011	Denver	5	1	1	5	5.0	5	0	0	0	0	0	0	0	0
2012	Denver	4	0	0	0	0.0	—	0	0	0	0	0	0	0	0
2013	Denver	14	14	65	788	12.1	74t	12	12	0	12	0	0	0	72
CAREER TOTALS		23	15	66	793	12.0	74t	12	12	0	12	0	0	0	72

ADDITIONAL STATISTICS: Special teams tackles — 2011 (3), TOTAL (3). Miscellaneous tackles — 2011 (1), TOTAL (1).

THOMAS' POSTSEASON RECORD

Year	Club	RECEIVING						SCORING							
		G	S	No.	Yds.	Avg.	LG	TD	TD	TDr	TDp	TDrt	2pt	Pts.	
2013	Denver	3	3	18	188	10.4	37	0	0	0	0	0	0	0	0
CAREER TOTALS		3	3	18	188	10.4	37	0	0	0	0	0	0	0	0

ADDITIONAL STATISTICS: Miscellaneous tackles — 2013 (2), TOTAL (2).

THOMAS' SINGLE-GAME HIGHS

(Postseason in parentheses)

Receptions — 9 at Dallas, 10/6/13 (8 vs. New England, 1/19/14). **Receiving yards** — 122 at Dallas, 10/6/13 (85 vs. New England, 1/19/14). **Longest reception** — 44 vs. Baltimore, 9/5/13 (37 vs. New England, 1/19/14). **Receiving touchdowns** — 2, twice, last at Dallas, 10/6/13 (none).

THOMAS POSTS MULTIPLE 100-YARD GAMES IN 2013

MOST RECEIVING YARDS BY A TIGHT END, SINGLE GAME, SINCE 2000

Player	Opponent	Rec.	Yds.	Avg.	TDs
1. Shannon Sharpe	at K.C. (10/20/02)	12	214	17.8	2
2. Julius Thomas	at Dal. (10/6/13)	9	122	13.6	2
3. Julius Thomas	vs. Bal. (9/5/13)	5	110	22.0	2
4. Tony Scheffler	at S.D. (10/19/09)	6	101	16.8	1
Shannon Sharpe	vs. S.D. (11/16/03)	7	101	14.4	3

THOMAS' 100-YARD RECEIVING GAMES (2)

**denotes win (Thomas' teams are 2-0 when he records 100 or more yards receiving in a game.)*

Date	Opponent	No.	Yds.	Avg.	LG	TD
9/5/13	vs. Baltimore*	5	110	22.0	44	2
10/6/13	at Dallas*	9	122	13.6	29	2

JULIUS THOMAS' CAREER GAME-BY-GAME

(Victories asterisked)

2011 DENVER (8-8)			RECEIVING					SCORING	
Date	Opponent	P/S	No.	Yds.	Avg.	LG	TD	2pt.	Pts.
Sep 12	vs. Oakland	S	0	0	0.0	—	0	0	0
Sep 18	vs. Cincinnati*	P	1	5	5.0	5	0	0	0
Games 3-6			INACTIVE						
Oct 30	vs. Detroit	P	0	0	0.0	—	0	0	0
Nov 6	at Oakland*	P	0	0	0.0	—	0	0	0
Nov 13	at Kansas City*	P	0	0	0.0	—	0	0	0
Games 10-16			INACTIVE						
Regular Season Totals		5/1	1	5	5.0	5	0	0	0
Jan 8	vs. Pittsburgh* [§]	INACTIVE							
Jan 14	at New England [†]	INACTIVE							
Postseason Totals		0/0	0	0	0.0	—	0	0	0

§AFC Wild Card Game; †AFC Divisional Playoff Game

2012 DENVER (13-3)			RECEIVING					SCORING	
Date	Opponent	P/S	No.	Yds.	Avg.	LG	TD	2pt.	Pts.
Sep 9	vs. Pittsburgh*	P	0	0	0.0	—	0	0	0
Sep 17	at Atlanta	P	0	0	0.0	—	0	0	0
Sep 23	vs. Houston	P	0	0	0.0	—	0	0	0
Sep 30	vs. Oakland*	P	0	0	0.0	—	0	0	0
Games 5-16			INACTIVE						
Regular Season Totals		4/0	0	0	0.0	—	0	0	0
Jan 12	vs. Baltimore [†]	INACTIVE							
Postseason Totals		0/0	0	0	0.0	—	0	0	0

†AFC Divisional Playoff Game

2013 DENVER (13-3)			RECEIVING					SCORING	
Date	Opponent	P/S	No.	Yds.	Avg.	LG	TD	2pt.	Pts.
Sep 5	vs. Baltimore*	S	5	110	22.0	44	2	0	12
Sep 15	at N.Y. Giants*	S	6	47	7.8	19	1	0	6
Sep 23	vs. Oakland*	S	3	37	12.3	14	1	0	6
Sep 29	vs. Philadelphia*	S	4	43	10.8	13	0	0	0
Oct 6	at Dallas*	S	9	122	13.6	29	2	0	12
Oct 13	vs. Jacksonville*	S	4	22	5.5	11	1	0	6
Oct 20	at Indianapolis	S	5	41	8.2	13	1	0	6
Oct 27	vs. Washington*	S	3	29	9.7	19	0	0	0
Nov 10	at San Diego*	S	3	96	32.0	74t	1	0	6
Nov 17	vs. Kansas City*	S	3	43	14.3	20	1	0	6
Nov 24	at New England	INACTIVE							
Dec 1	at Kansas City*	INACTIVE							
Dec 8	vs. Tennessee*	S	5	35	7.0	12	1	0	6
Dec 12	vs. San Diego	S	4	49	12.3	22	0	0	0
Dec 22	at Houston*	S	6	78	13.0	25t	1	0	6
Dec 29	at Oakland*	S	5	36	7.2	10	0	0	0
Regular Season Totals		14/14	65	788	12.1	74t	12	0	72
Jan 12	vs. San Diego [†] *	S	6	76	12.7	21	0	0	0
Jan 19	vs. New England [#] *	S	8	85	10.6	37	0	0	0
Feb 2	vs. Seattle [§]	S	4	27	6.8	11	0	0	0
Postseason Totals		3/3	18	188	10.4	37	0	0	72

†AFC Divisional Playoff Game; #AFC Championship Game; §Super Bowl XLVIII



DANNY TREVATHAN

59

LINEBACKER



6-1 • 240 • 3RD YR. • KENTUCKY

BORN: March 24, 1990, in Youngstown, Ohio

HIGH SCHOOL: Leesburg (Fla.) High School.

ACQUIRED: Draft #6 (188th overall), 2012

NFL YEAR: 3rd • **YEAR WITH BRONCOS:** 3rd

NFL GAMES PLAYED/STARTED: 32/16 • **POSTSEASON GP/GS:** 4/3

TREVATHAN AT A GLANCE:

- A third-year linebacker who totaled 154 tackles (105 solo), three sacks (18 yds.), three interceptions (29 yds.), 12 passes defended, two forced fumbles and one fumble recovery in his first two NFL seasons with the Broncos.
- Started all 16 regular-season games for Denver in 2013 and led the club with 124 defensive stops—the highest tackle total by a Bronco since 2007 and the second-most in team history by a player in his first year as a starter.
- Participated in all 52 possible games (31 starts) in four seasons at the University of Kentucky and led the Southeastern Conference in tackles during each of his final two campaigns.
- Totaled 10 or more tackles in 12 consecutive games spanning parts of his junior and senior seasons and finished with 20 total 10-tackle efforts in his career.
- Recorded a career-high 144 tackles as a junior in 2010 and became the first Kentucky linebacker to earn first-team All-America honors (CollegeFootballNews.com) in addition to receiving first-team All-SEC recognition.
- Saw action in all 13 games (6 starts) as a sophomore in 2009 and was named the Wildcats' Most Improved Defensive Player as chosen by the coaches after finishing as the team's second-leading tackler (82).
- Selected by the Broncos in the sixth round (188th overall) of the 2012 NFL Draft.

CAREER TRANSACTIONS: Signed by Denver as a draft choice 5/22/12.



2013: Trevathan started all 16 games for the Broncos in 2013 and led the team with 124 tackles (84 solo)—the team's highest tackle total since 2007... Became one of just seven NFL players to record at least 120 tackles and three interceptions in 2013... Started all three playoff games and led the team with 24 postseason tackles... Made his first NFL start vs. Bal. (9/5) and intercepted his first career pass (29 yds.)... Led the team with 10 defensive stops—his first career double-digit tackle game—and sacked quarterback Eli Manning for a 9-yard loss at NYG (9/15)... Intercepted quarterback Tony Romo's pass with less than two minutes to play at Dal. (10/6) to set up Matt Prater's game-winning field goal... Intercepted a pass in the final minutes of the game for the second consecutive week vs. Jac. (10/13)... Recovered his first career fumble and forced one on special teams at N.E. (11/24), while finishing second on the team with a career-best 12 tackles... Tied for the team lead with four tackles in Denver's AFC Divisional Playoff Game vs. S.D. (1/12)... Paced the club with eight tackles (all solo) in Denver's AFC Championship Game vs. N.E. (1/19)... Made a game-high 12 tackles in Super Bowl XLVIII vs. Sea. (2/2).

2012: Selected by Denver in the sixth round (188th overall) of the 2012 NFL Draft, Trevathan played all 16 regular-season games for the Broncos and finished second among the team's rookies with 30 defensive tackles to go along with three special-teams stops... Made his NFL debut on special teams during Denver's season opener vs. Pit. (9/9)... Made his pro defensive debut, playing 41 percent of Denver's defensive snaps and making his first NFL tackle vs. Oak. (9/30)... Registered his first career sack and posted a personal-best six tackles at Cin. (11/4)... Made a special-teams tackle in Denver's AFC Divisional Playoff Game vs. Bal. (1/12).

COLLEGE: Trevathan saw action in all 52 possible games (31 starts) at the University of Kentucky and totaled 374 career tackles (198 solo), six sacks (41 yds.), four interceptions (73 yds.), nine passes defended, 11 forced

TREVATHAN HITS CENTURY MARK IN FIRST YEAR AS STARTER

MOST TACKLES IN FIRST YEAR AS A STARTER, BRONCOS HISTORY

Player	Pos.	Year	No.
1. Steve Atwater	S	1989	129
2. Danny Trevathan	LB	2013	124
3. D.J. Williams	LB	2004	114
4. John Mobley	LB	1996	93
5. Mike Croel	LB	1991	84

fumbles and two fumble recoveries... Led the Southeastern Conference in tackles during each of his final two seasons... Named National Linebacker of the Year (College Football Performance Awards), second-team All-America (SI.com) and second-team All-SEC as a senior after leading the Wildcats in tackles (143), sacks (3), interceptions (4) and forced fumbles (5)... Totaled a career-high 144 tackles as a junior in 2010 and became the first Kentucky linebacker to earn first-team All-America honors (CollegeFootballNews.com) in addition to receiving first-team All-SEC recognition... Played all 13 games (6 starts) as a sophomore and was named the Wildcats' Most Improved Defensive Player after finishing as the team's second-leading tackler (82)... Saw action in all 13 games as a true freshman in 2008.

PERSONAL: Trevathan was a three-year starter for Leesburg (Fla.) High School, where he was a third-team all-state selection by the Florida Sportswriters Association following his senior season... Totaled 117 tackles, 5.5 sacks and three forced fumbles on defense in addition to playing quarterback and running back on offense during his final prep campaign and also earned first-team All-Central Florida honors and Area Defensive Player of the Year recognition from the *Orlando Sentinel*... Trevathan's father, Vincent Hicks, played football at Toledo... Majored in family science at Kentucky... Danny Trevathan (pronounced trev-AY-thin) was born on March 24, 1990, in Youngstown, Ohio.

TREVATHAN'S REGULAR SEASON RECORD

Year	Club	G	S	UT	A	TT	S-Yds.	I-Yds.	PD	FF	FR	TD-Int.	TD-FR	S	Pts.
2012	Denver	16	0	21	9	30	1-0	0-0	3	0	0	0	0	0	0
2013	Denver	16	16	84	40	124	2-18	3-29	9	2	1	0	0	0	0
CAREER TOTALS		32	16	105	49	154	3-18	3-29	12	2	1	0	0	0	0

ADDITIONAL STATISTICS: *Special teams tackles* — 2012 (3), 2013 (4), **TOTAL (7)**. *Special-teams forced fumbles* — 2013 (1), **TOTAL (1)**.

TREVATHAN'S POSTSEASON RECORD

Year	Club	G	S	UT	A	TT	S-Yds.	I-Yds.	PD	FF	FR	TD-Int.	TD-FR	S	Pts.
2012	Denver	1	0	0	0	0	0-0	0-0	0	0	0	0	0	0	0
2013	Denver	3	3	18	6	24	0-0	0-0	0	0	0	0	0	0	0
CAREER TOTALS		4	3	18	6	24	0-0	0-0	0	0	0	0	0	0	0

ADDITIONAL STATISTICS: *Special teams tackles* — 2012 (1), **TOTAL (1)**.

TREVATHAN'S SINGLE GAME HIGHS

(Postseason in parentheses)

Tackles — 12 at New England, 11/24/13 (12 vs. Seattle, 2/2/14). **Interceptions** — 1, three times, last vs. Jacksonville 10/13/13 (none). **Interception return yards** — 29 vs. Baltimore 9/5/13 (none). **Sacks** — 1, twice, last at N.Y. Giants 9/15/13 (none). **Sack yards** — 9 at N.Y. Giants 9/15/13 (none). **Pass breakups** — 2 vs. Baltimore 9/5/13 (none). **Forced fumbles** — 1, twice, last vs. Kansas City, 11/17/13 (none). **Special-teams tackles** — 1, seven times, last at Houston, 12/22/13 (1 vs. Baltimore, 1/12/13).

DANNY TREVATHAN'S CAREER GAME-BY-GAME

(Victories asterisked)

2012 DENVER (13-3)		TACKLES													
Date	Opponent	P/S	UT	A	TT	S-Yds.	I-Yds.	PD	FF	FR					
Sep 9	vs. Pittsburgh*	P	0	0	0	0-0	0-0	0	0	0					
Sep 17	at Atlanta	P	0	0	0	0-0	0-0	0	0	0					
Sep 23	vs. Houston	P	0	0	0	0-0	0-0	0	0	0					
Sep 30	vs. Oakland*	P	1	0	1	0-0	0-0	0	0	0					
Oct 7	at New England	P	0	2	2	0-0	0-0	0	0	0					
Oct 15	at San Diego*	P	3	1	4	0-0	0-0	0	0	0					
Oct 28	vs. New Orleans*	P	3	0	3	0-0	0-0	1	0	0					
Nov 4	at Cincinnati*	P	1	5	6	1-0	0-0	0	0	0					
Nov 11	at Carolina*	P	2	0	2	0-0	0-0	1	0	0					
Nov 18	vs. San Diego*	P	1	0	1	0-0	0-0	0	0	0					
Nov 25	at Kansas City*	P	0	0	0	0-0	0-0	0	0	0					
Dec 2	vs. Tampa Bay*	P	3	0	3	0-0	0-0	1	0	0					
Dec 6	at Oakland*	P	3	1	4	0-0	0-0	0	0	0					
Dec 16	at Baltimore*	P	3	0	3	0-0	0-0	0	0	0					
Dec 23	vs. Cleveland*	P	1	0	1	0-0	0-0	0	0	0					
Dec 30	vs. Kansas City*	P	0	0	0	0-0	0-0	0	0	0					
Regular Season Totals			16/0	21	9	30	1-0	0-0	3	0	0				
Jan 12 vs. Baltimore†			P	0	0	0	0-0	0-0	0	0	0				
Postseason Totals			1/0	0	0	0	0-0	0-0	0	0	0				

†AFC Divisional Playoff Game

DID YOU KNOW?

The Broncos have selected more players (18) from the University of Florida in the NFL Draft than from any other school in the country.

2013 DENVER (13-3)		TACKLES								
Date	Opponent	P/S	UT	A	TT	S-Yds.	I-Yds.	PD	FF	FR
Sep 5	vs. Baltimore*	S	4	0	4	0-0	1-29	2	0	0
Sep 15	at N.Y. Giants*	S	8	2	10	1-9	0-0	0	0	0
Sep 23	vs. Oakland*	S	3	3	6	0-0	0-0	1	0	0
Sep 29	vs. Philadelphia*	S	9	1	10	0-0	0-0	1	0	0
Oct 6	at Dallas*	S	4	1	5	0-0	1-0	1	0	0
Oct 13	vs. Jacksonville*	S	3	2	5	0-0	1-0	1	0	0
Oct 20	at Indianapolis	S	2	6	8	0-0	0-0	1	0	0
Oct 27	vs. Washington*	S	6	4	10	0-0	0-0	1	1	0
Nov 10	at San Diego*	S	9	2	11	0-0	0-0	0	0	0
Nov 17	vs. Kansas City*	S	6	4	10	0-0	0-0	0	1	0
Nov 24	at New England	S	5	7	12	0-0	0-0	0	0	1
Dec 1	at Kansas City*	S	4	0	4	0-0	0-0	0	0	0
Dec 8	vs. Tennessee*	S	4	2	6	0-0	0-0	1	0	0
Dec 12	vs. San Diego*	S	7	3	10	0-0	0-0	0	0	0
Dec 22	at Houston*	S	6	2	8	1-9	0-0	1	0	0
Dec 29	at Oakland*	S	4	1	5	0-0	0-0	0	0	0
Regular Season Totals		16/16	84	40	124	2-18	3-29	9	2	1
Jan 12	vs. San Diego*†	S	3	1	4	0-0	0-0	0	0	0
Jan 19	vs. New England*#	S	8	0	8	0-0	0-0	0	0	0
Feb 2	vs. Seattle§	S	7	5	12	0-0	0-0	0	0	0
Postseason Totals		3/3	18	6	24	0-0	0-0	0	0	0

†AFC Divisional Playoff Game; #AFC Championship Game; §Super Bowl XLVIII



MITCH UNREIN

96

DEFENSIVE TACKLE

6-4 • 306 • 4TH YR. • WYOMING

BORN: March 25, 1987, in Eaton, Colo.

HIGH SCHOOL: Eaton High School, Eaton, Colo.

ACQUIRED: Free Agent, 2010

NFL YEAR: 4th • YEAR WITH BRONCOS: 4th

NFL GAMES PLAYED/STARTED: 46/3 • POSTSEASON GP/GS: 6/0



UNREIN AT A GLANCE:

- A fourth-year player who saw action in 46 regular-season games (3 starts) during the last three seasons (2011-13) after spending his rookie campaign on Denver's practice squad.
- Appeared in all 16 regular-season games for the second consecutive season in 2013 and tied his career high with 20 tackles (15 solo).
- Played all 16 regular-season games (2 starts) for the Broncos in 2012, participating in over 36 percent of the team's defensive snaps and totaling 20 tackles (12 solo).
- Contributed in 14 games as a reserve defensive lineman with the Broncos in 2011 and collected seven tackles (5 solo) along with one special-teams stop.
- Became the first defensive lineman in Broncos history to catch a touchdown pass with his 1-yard reception from Peyton Manning vs. Tampa Bay (12/2/12).
- Competed with the Texans during training camp as a rookie in 2010 before being signed by the Broncos and spending the final 11 weeks of the season on the club's practice squad.
- Received honorable mention All-Mountain West distinction in each of his final three seasons at the University of Wyoming, where he totaled 162 career tackles and 10.5 sacks.
- Named the Defensive MVP of the New Mexico Bowl in 2009 after collecting six tackles, two sacks, one forced fumble and one fumble recovery for the Cowboys.
- Joined the Broncos as a practice-squad signee on Oct. 20, 2010.
- Entered the NFL with Houston as a college free agent on May 7, 2010.

CAREER TRANSACTIONS: Signed by Houston as a college free agent 5/7/10; Waived by Houston 9/4/10; Signed by Denver (practice squad) 10/20/10.



2013: Unrein appeared in all 16 games (1 start) for the second consecutive season and tied his career high with 20 tackles (15 solo)... Played all three postseason games and contributed two defensive stops (1 solo)... Started his first game of the season and tied his career high with three tackles at K.C. (12/1)... Matched his career high with three stops vs. S.D. (12/12)... Made two tackles, including one for a loss, in Super Bowl XLVIII vs. Sea. (2/2).

2012: Unrein played all 16 regular-season games (two starts) and contributed 20 tackles and one fumble recovery.

UNREIN FINDS THE END ZONE

OFFENSIVE TOUCHDOWNS BY A DEFENDER, BRONCOS HISTORY

Player	Pos.	Opp. (Date)	Scoring Play
Dwight Harrison	CB	vs. Mia. (9/19/71)	31-yd. catch
Dwight Harrison	CB	vs. Cin. (11/14/71)	43-yd. catch
Steve Wilson	CB	vs. K.C. (11/16/86)	43-yd. catch
Dave Wyman	LB	at S.D. (12/5/93)	1-yd. catch
Mitch Unrein	DT	vs. T.B. (12/2/12)	1-yd. catch

ery to mark career highs in each category... Saw time on offense as a fullback in short-yardage situations... Made his first career start as Denver opened the game with a goal-line package at Atl. (9/17)... Lined up at fullback and threw a key block on running back Willis McGahee's 1-yard touchdown run in the first quarter vs. N.O. (10/28)... Caught 1-yard touchdown pass from quarterback Peyton Manning vs. T.B. (12/2) in addition to hitting Bucs quarterback Josh Freeman to force an interception returned for a touchdown ... Tied a personal best with three tackles and recovered his first career fumble at Oak. (12/6)... Made three tackles in Denver's AFC Divisional Playoff Game vs. Bal. (1/12).

2011: Unrein played 14 games (0 starts) for the Broncos in the regular season and totaled seven tackles (5 solo) along with one special-teams stop... Saw action in both of Denver's playoff games and collected one tackle.

2010: Unrein, who entered the NFL with Houston as a college free agent on May 7, was waived by the Texans during final roster cutdowns before signing with Denver on Oct. 20 and spending the final 11 weeks of the season on the club's practice squad.

COLLEGE: Unrein totaled 162 tackles (67 solo), 20.5 tackles for losses (75 yds.) and 10.5 sacks (75 yds.) with two forced fumbles and one fumble recovery in 48 career games (38 starts) for the University of Wyoming... Garnered honorable mention All-Mountain West Conference accolades in each of his final three years for the Cowboys... Registered 41 total tackles, including six tackles for a loss (21 yds.) and four sacks (17 yds.), as a senior and was named the Defensive MVP of the New Mexico Bowl in 2009 after collecting six tackles, two sacks, one forced fumble and one fumble recovery.

PERSONAL: Unrein earned first-team all-state honors as a junior and senior at Eaton (Colo.) High School, where he was also among the top wrestlers in the state... Mitch Unrein was born on March 25, 1987, in Eaton, Colo.

UNREIN'S REGULAR SEASON RECORD

Year	Club	G	S	UT	A	TT	S-Yds.	I-Yds.	PD	FF	FR	TD-Int.	TD-FR	S	Pts.
PRACTICE SQUAD															
2010	Denver														
2011	Denver	14	0	5	2	7	0-0	0-0	0	0	0	0	0	0	0
2012	Denver	16	2	12	8	20	0-0	0-0	0	0	1	0	0	0	0
2013	Denver	16	1	15	5	20	0-0	0-0	0	0	0	0	0	0	0
CAREER TOTALS		46	3	32	15	47	0-0	0-0	0	0	1	0	0	0	0

ADDITIONAL STATISTICS: Special teams tackles — 2011 (1), TOTAL (1). Kickoff returns — 1 for 8 yards, vs. Oakland (9/23/13). Caught a 1-yard TD pass vs. Tampa Bay (12/2/12).

UNREIN'S POSTSEASON RECORD

Year	Club	G	S	UT	A	TT	S-Yds.	I-Yds.	PD	FF	FR	TD-Int.	TD-FR	S	Pts.
2011	Denver	2	0	0	1	1	0-0	0-0	0	0	0	0	0	0	0
2012	Denver	1	0	1	2	3	0-0	0-0	0	0	0	0	0	0	0
2013	Denver	3	0	1	1	2	0-0	0-0	0	0	0	0	0	0	0
CAREER TOTALS		6	0	2	4	6	0-0	0-0	0	0	0	0	0	0	0

UNREIN'S SINGLE-GAME HIGHS

(Postseason in parentheses)

Tackles — 3, five times, last at vs. San Diego, 12/12/13 (3 vs. Baltimore, 1/12/13). **Sacks** — None (none). **Sack yards** — None (none). **Interceptions** — None (none). **Interception return yards** — None (none). **Receptions** — 1 vs. Tampa Bay, 12/2/12 (none). **Receiving yards** — 1 vs. Tampa Bay, 12/2/12 (none). **Receiving touchdowns** — 1 vs. Tampa Bay, 12/2/12 (none).

DID YOU KNOW?

The Broncos' 13-10 win against the Boston Patriots at Boston University Field on Friday, Sept. 9, 1960, in front of 21,597 fans did more than mark the franchise's first victory in its first-ever regular-season game. Denver's contest at Boston also was the first regular-season game in American Football League history.

Halfback Al Carmichael also was credited with scoring the first touchdown in AFL (and Broncos) history in that game. On the first play of the second quarter, he took a short pass from quarterback Frank Tripucka along the right flat and reversed direction, going 59 yards down the left sideline for a touchdown that gave Denver a 7-3 lead.

MITCH UNREIN'S CAREER GAME-BY-GAME

(Victories asterisked)

2011 DENVER (8-8)		TACKLES									
Date	Opponent	P/S	UT	A	TT	S-Yds.	I-Yds	PD	FF	FR	
Sep 12	vs. Oakland	P	2	0	2	0-0	0-0	0	0	0	
Sep 18	vs. Cincinnati*	P	0	0	0	0-0	0-0	0	0	0	
Sep 25	at Tennessee	P	0	0	0	0-0	0-0	0	0	0	
Oct 2	at Green Bay	P	1	1	2	0-0	0-0	0	0	0	
Oct 9	vs. San Diego										
Oct 23	at Miami*	P	1	0	1	0-0	0-0	0	0	0	
Oct 30	vs. Detroit	P	0	0	0	0-0	0-0	0	0	0	
Nov 6	at Oakland*	P	0	0	0	0-0	0-0	0	0	0	
Nov 13	at Kansas City*	P	0	0	0	0-0	0-0	0	0	0	
Nov 17	vs. N.Y. Jets*	P	0	0	0	0-0	0-0	0	0	0	
Nov 27	at San Diego*	P	1	0	1	0-0	0-0	0	0	0	
Dec 4	at Minnesota*	P	0	0	0	0-0	0-0	0	0	0	
Dec 11	vs. Chicago*	P	0	0	0	0-0	0-0	0	0	0	
Dec 18	vs. New England	P	0	0	0	0-0	0-0	0	0	0	
Dec 24	at Buffalo										
Jan 1	vs. Kansas City	P	0	1	1	0-0	0-0	0	0	0	
Regular Season Totals			14/0	5	2	7	0-0	0-0	0	0	0
Jan 8	vs. Pittsburgh* [§]	P	0	0	0	0-0	0-0	0	0	0	
Jan 14	at New England†	P	0	1	1	0-0	0-0	0	0	0	
Postseason Totals			2/0	0	1	1	0-0	0-0	0	0	0

†AFC Wild Card Game; †AFC Divisional Playoff Game

2012 DENVER (13-3)		TACKLES									
Date	Opponent	P/S	UT	A	TT	S-Yds.	I-Yds	PD	FF	FR	
Sep 9	vs. Pittsburgh*	P	0	1	1	0-0	0-0	0	0	0	
Sep 17	at Atlanta	S	0	0	0	0-0	0-0	0	0	0	
Sep 23	vs. Houston	P	1	2	3	0-0	0-0	0	0	0	
Sep 30	vs. Oakland*	P	0	1	1	0-0	0-0	0	0	0	
Oct 7	at New England	S	1	1	2	0-0	0-0	0	0	0	
Oct 15	at San Diego*	P	0	1	1	0-0	0-0	0	0	0	
Oct 28	vs. New Orleans*	P	0	0	0	0-0	0-0	0	0	0	
Nov 4	at Cincinnati*	P	1	0	1	0-0	0-0	0	0	0	
Nov 11	at Carolina*	P	0	0	0	0-0	0-0	0	0	0	
Nov 18	vs. San Diego*	P	1	0	1	0-0	0-0	0	0	0	
Nov 25	at Kansas City*	P	1	0	1	0-0	0-0	0	0	0	
Dec 2	vs. Tampa Bay*	P	1	0	1	0-0	0-0	0	0	0	
Dec 6	at Oakland*	P	2	1	3	0-0	0-0	0	0	1	
Dec 16	at Baltimore*	P	1	0	1	0-0	0-0	0	0	0	
Dec 23	vs. Cleveland*	P	2	1	3	0-0	0-0	0	0	0	
Dec 30	vs. Kansas City*	P	1	0	1	0-0	0-0	0	0	0	
Regular Season Totals			16/2	12	8	20	0-0	0-0	0	0	1
Jan 12	vs. Baltimore†	P	1	2	3	0-0	0-0	0	0	0	
Postseason Totals			1/0	1	2	3	0-0	0-0	0	0	0

†AFC Divisional Playoff Game

2013 DENVER (13-3)		TACKLES									
Date	Opponent	P/S	UT	A	TT	S-Yds.	I-Yds	PD	FF	FR	
Sep 5	vs. Baltimore*	P	0	1	1	0-0	0-0	0	0	0	
Sep 15	at N.Y. Giants*	P	0	0	0	0-0	0-0	0	0	0	
Sep 23	vs. Oakland*	P	0	0	0	0-0	0-0	0	0	0	
Sep 29	vs. Philadelphia*	P	1	0	1	0-0	0-0	0	0	0	
Oct 6	at Dallas*	P	1	1	2	0-0	0-0	0	0	0	
Oct 13	vs. Jacksonville*	P	2	0	2	0-0	0-0	0	0	0	
Oct 20	at Indianapolis	P	0	1	1	0-0	0-0	0	0	0	
Oct 27	vs. Washington*	P	1	0	1	0-0	0-0	0	0	0	
Nov 10	at San Diego*	P	0	1	0	0-0	0-0	0	0	0	
Nov 17	vs. Kansas City*	P	2	0	2	0-0	0-0	0	0	0	
Nov 24	at New England	P	0	1	1	0-0	0-0	0	0	0	
Dec 1	at Kansas City*	S	3	0	3	0-0	0-0	0	0	0	
Dec 8	vs. Tennessee*	P	0	0	0	0-0	0-0	0	0	0	
Dec 12	vs. San Diego	P	3	0	3	0-0	0-0	0	0	0	
Dec 22	at Houston*	P	2	0	2	0-0	0-0	0	0	0	
Dec 29	at Oakland*	P	0	0	0	0-0	0-0	0	0	0	
Regular Season Totals			16/1	15	5	20	0-0	0-0	0	0	0
Jan 12	vs. San Diego†	P	0	0	0	0-0	0-0	0	0	0	
Jan 19	vs. New England* [#]	P	0	0	0	0-0	0-0	0	0	0	
Feb 2	vs. Seattle [§]	P	1	1	2	0-0	0-0	0	0	0	
Postseason Totals			3/0	1	1	2	0-0	0-0	0	0	0

†AFC Divisional Playoff Game; [#]AFC Championship Game; [§]Super Bowl XLVIII



LOUIS VASQUEZ

65

OFFENSIVE GUARD

6-5 • 335 • 6TH YR. • TEXAS TECH

BORN: April 11, 1987, in Corsicana, Texas

HIGH SCHOOL: Corsicana (Texas) High School

ACQUIRED: Unrestricted Free Agent (San Diego), 2013

NFL YEAR: 6th • **YEAR WITH BRONCOS:** 2nd

NFL GAMES PLAYED/STARTED: 70/70 • **POSTSEASON GP/GS:** 4/4



VASQUEZ AT A GLANCE:

- A fifth-year offensive guard who started all 70 regular-season games played during his first five NFL seasons, allowing only 11 sacks and committing just four penalties in that span.
- Selected to his first career Pro Bowl in 2013 and became the first offensive guard in Broncos history to be named a first-team All-Pro selection by the Associated Press.
- Finished his first season in Denver as one of just three 16-game starting NFL guards to allow zero sacks while participating in every offensive snaps (1,207).
- Helped San Diego's offense rank fourth in the NFL in points per game (25.8) during his four seasons (2009-12) with the franchise and was assessed just one penalty as a Charger.
- Named to the PFW/PFWA All-Rookie Team in 2009 after opening 14 games for San Diego and helping the Chargers win their fourth consecutive AFC West Division title.
- Played four seasons at Texas Tech University, helping the Red Raiders rank second in the nation in total offense (529.6 ypg) and scoring (40.0 ppg) during his junior campaign in 2007.
- Joined the Broncos as an unrestricted free agent (San Diego) on March 12, 2013.
- Selected by the Chargers in the third round (78th overall) of the 2009 NFL Draft.

65's TROPHY CASE

Pro Bowls (1) 2013

All-Pro (1st team) (1) 2013

CAREER TRANSACTIONS: Signed by San Diego as a draft choice 7/25/09. Signed by Denver as an unrestricted free agent 3/12/13.



2013: Vasquez started all 16 regular-season games in his first season with Denver and was named to his first career Pro Bowl... Became the first offensive guard in Broncos history to received first-team All-Pro recognition from the Associated Press... Finished the season as the only player to participate in 100 percent of the team's offensive or defensive snaps (1,207 plays)... Part of an offensive line that allowed the fewest overall sacks (20) in the NFL and helped set the NFL single-season scoring record (606 pts.)... Opened all three playoff contests for Denver, allowing zero sacks during the postseason... Earned a spot on Pro Football Focus' All-Week 3 Team for his performance vs. Oak. (9/23)... Part of an offensive line group that was named a collective Offensive Player of the Week by *Sports Illustrated's* Peter King for its performance in which it allowed zero sacks and zero quarterback hits against the NFL's top-ranked sack defense vs. K.C. (11/17)... Helped the offensive line allow zero sacks or quarterback hits in Denver's AFC Championship Game vs. N.E. (1/19).

2012: Vasquez opened all 16 games for the first time in his career as one of two Chargers offensive linemen to start every contest... Finished as the only 16-game starting offensive lineman in the NFL to commit zero penalties and allow three or fewer sacks (2.5).

2011: Vasquez started all 14 games played and helped San Diego rank sixth in the NFL in total offense (393.1 ypg) while tying for fifth in the league scoring 25.4 points per game... Missed Games 10-11 with an ankle injury.

2010: Vasquez started 10 contests for the Chargers, missing Games 4-5 with a knee injury and Games 11-14 with a neck injury.

2006: Selected by the Chargers in the third round (78th overall) of the 2009 NFL Draft, Vasquez started all 14

VASQUEZ A STEADY FORCE IN 2013

HIGHEST PERCENTAGE OF SNAPS PLAYED ON OFFENSE/DEFENSE, BRONCOS, 2013

	Player	Pos.	Plays	Pct.
1.	Louis Vasquez	G	1,207	100.0
2.	Zane Beadles	G	1,198	99.3
	Manny Ramirez	C	1,198	99.3
4.	Peyton Manning	QB	1,156	95.8
5.	Chris Harris Jr.	CB	1,042	92.3

VASQUEZ TOUGH TO GET THROUGH

FEWEST SACKS ALLOWED AMONG OFFENSIVE GUARDS, NFL, 2013

Player	No.
1. Louis Vasquez, Den.	0.0
Larry Warford, Det.	0.0
Jeremy Zuttah, T.B.	0.0
4. Willie Colon, NYJ	1.0
5. Five players	1.5

games played and was named to the PFW/PFWA All-Rookie Team... Started his first career game in San Diego's season opener at Oak. (9/14) before injuring his ankle and missing the Charger's next two contests.

COLLEGE: Vasquez was a four-year letterman at Texas Tech University, where he started 34-of-39 career games and received All-Big 12 Conference recognition following his final three seasons... Named a third-team All-America selection following his senior season... Blocked for the nation's top passing attack as a junior in 2007 and was tabbed as a first-team all-conference pick after allowing zero sacks on the year.

PERSONAL: Vasquez attended Corsicana (Texas) High School, where helped his team to a combined 21-3 record over his final two seasons... Earned first-team Class 4A all-state honors from the Associated Press and was named to the All-Area Team by the *Dallas Morning News* following his senior campaign... Majored in general studies at Texas Tech... Louis Vasquez (pronounced LEW-is VAS-kez) was born on April 11, 1987, in Corsicana, Texas.

VASQUEZ'S REGULAR SEASON RECORD

Year	Club	G	S
2009	San Diego	14	14
2010	San Diego	10	10
2011	San Diego	14	14
2012	San Diego	16	16
2013	Denver	16	16
CAREER TOTALS		70	70

ADDITIONAL STATISTICS: Miscellaneous tackles — 2011 (1), 2012 (1), TOTAL (2). Fumbles — 2009 (1FR), TOTAL (1FR).

VASQUEZ'S POSTSEASON RECORD

Year	Club	G	S
2009	San Diego	1	1
2013	Denver	3	3
CAREER TOTALS		4	4



KEVIN VICKERSON

99

DEFENSIVE TACKLE

6-5 • 328 • 9TH YR. • MICHIGAN STATE

BORN: Jan 8, 1983, in Detroit

HIGH SCHOOL: Martin Luther King Jr. High School, Detroit

ACQUIRED: Free Agent, 2010

NFL YEAR: 9th • YEAR WITH BRONCOS: 5th

NFL GAMES PLAYED/STARTED: 71/43 • POSTSEASON GP/GS: 3/1



VICKERSON AT A GLANCE:

- A ninth-year defensive tackle who played 71 career NFL games (43 starts) with Denver (2010-13), Tennessee (2007-09) and Miami (2005-06) in addition to a 10-game stint with NFL Europe in 2007 to start his career.
- Totaled 183 tackles (118 solo), 6.5 sacks (31.5 yds.), one interception (4 yds.), nine passes defended, two forced fumbles and one fumble recovery through his first eight seasons.
- Opened 41-of-47 regular-season games in his four seasons with the Broncos, including his 2012 campaign in which he set career highs in games played (16) and starts (14) for a Broncos run defense that allowed the second-fewest yards per game (91.1) in the NFL.
- Saw action in 15 games (12 starts) in his first season with Denver in 2010, finishing second among the club's defensive linemen with 42 tackles (33 solo), including a career-high two sacks (4 yds.), with one interception (4 yds.) and one forced fumble.
- Posted a personal-best 49 tackles (24 solo) in 13 games (2 starts) for Tennessee in 2009.
- Started 10 games for NFL Europe's Cologne Centurions in 2007, where he was named a first-team All-NFL Europa selection after posting 31 tackles and 3.5 sacks.
- Lettered four years at Michigan State University, where he played 44 games (19 starts) and

totalled 113 tackles, including 8.5 sacks and 24.5 tackles for a loss, in addition to 19 quarterback pressures, one fumble recovery and two blocked kicks.

- Joined the Broncos as a free agent on Sept. 7, 2010.
- Selected by Miami in the seventh round (216th overall) of the 2005 NFL Draft.

CAREER TRANSACTIONS: Signed by Miami as a draft choice 7/25/05; Placed on injured reserve (knee) by Miami on 9/3/05; Waived by Miami 8/27/07; Signed by Tennessee (practice squad) 10/31/07; Signed by Tennessee (active roster) 11/27/07; Placed on reserve/suspended list by Commissioner 12/5/08; Suspension lifted by Commissioner 1/5/09; Traded to Seattle 4/24/10; Waived by Seattle 9/6/10; Signed by Denver 9/7/10; Placed on injured reserve (ankle) by Denver 10/10/11; Placed on injured reserve (hip) by Denver 11/27/13.



2013: Vickerson started the season's first 11 games and totaled 22 tackles (18 solo), one sack (9 yds.) and one pass defended before being placed on injured reserve (hip) on Nov. 27... Posted a season-best six tackles (all solo), including one for a loss at S.D. (11/10)... Sacked quarterback Tom Brady for a 9-yard loss at N.E. (11/24).

2012: Vickerson opened 14-of-16 regular-season games and totaled 40 tackles (28 solo), two sacks (11 yds.), one pass defended and one forced fumble while helping Denver's No. 2-ranked defense finish second in the league against the run (91.1 ypg)... Set a career high with two sacks of Panthers quarterback Cam Newton at Car. (11/11)... Made a season-best five solo tackles, including two for a loss, vs. K.C. (12/30)... Contributed four tackles in Denver's AFC Divisional Playoff Game vs. Bal. (1/12).

2011: Vickerson started four of Denver's first five games and totaled four tackles (3 solo) before being placed on injured reserve with an ankle injury on Oct. 10.

2010: Vickerson played a career-high 15 games (12 starts) for the Broncos after being waived by Seattle at the conclusion of the preseason and signing with Denver on Sept. 7... Totalled 42 tackles (33 solo), including a personal-best two sacks (4 yds.), with one interception (4 yds.), three passes defended and one forced fumble... Started 12 of Denver's final 13 games, missing the Broncos' International Series Game at S.F. (10/31) in London with a groin injury.

2009: Vickerson appeared in 13 games (2 starts) with Tennessee and posted a career-high 49 tackles (24 solo) and three pass breakups... Started his first career game at defensive tackle vs. Jac. (11/1).

2008: Vickerson played seven games (0 starts) and was inactive for five contests with Tennessee, posting 23 tackles (10 solo), including 1.5 sacks (7.5 yds.), with one pass defended and one fumble recovery... Contributed a career-best seven tackles (4 solo) and recovered a fumble vs. NYJ (11/23)... Recorded his first career sack at Det. (11/27)... Played in Tennessee's AFC Divisional Playoff Game vs. Bal. (1/10) and tallied four solo tackles for the Titans.

2007: Vickerson played four games (0 starts) and totaled three tackles (2 solo) for Tennessee after a four-week stint on the Titans' practice squad and an assignment with NFL Europe's Cologne Centurions... Waived by Miami on Aug. 27 and allocated to the Centurions, where he started 10 games and posted 31 tackles, including 3.5 sacks, to earn first-team All-NFL Europa honors... Signed to Tennessee's practice squad on Oct. 31 before being called up to the Titans' active roster on Nov. 27... Made his NFL debut vs. Hou. (12/2) and collected two tackles.

2006: Vickerson was inactive for all 16 games with Miami.

2005: Selected by Miami in the seventh round (216th overall) of the 2005 NFL Draft, Vickerson posted five tackles, including one sack, in the preseason before injuring his knee and being placed on injured reserve on Sept. 3.

COLLEGE: Vickerson played 44 games (19 starts) at Michigan State University, where he tallied 113 tackles, 8.5 sacks, 24.5 tackles for a loss, 19 quarterback pressures, one fumble recovery and two blocked kicks... Started 11 games as a senior and posted career highs in tackles (46), tackles for a loss (10.5) and sacks (4.5)... Opened six games as a sophomore and two more during his freshman season.

PERSONAL: Vickerson attended Martin Luther King Jr. High School in Detroit, where he earned PrepStar All-America honors following his senior season in which he helped his team to a 10-1 record and a Public School League title... Majored in criminal justice at Michigan State... Kevin Darnell Vickerson was born on Jan. 8, 1983, in Detroit.

VICKERSON'S REGULAR SEASON RECORD

Year	Club	G	S	UT	A	TT	S-Yds.	I-Yds.	PD	FF	FR	TD-Int.	TD-FR	S	Pts.
2005	Miami														
INJURED RESERVE (KNEE)															
2006	Miami	0	0	0	0	0	0-0	0-0	0	0	0	0	0	0	0
2007	Tennessee	4	0	2	1	3	0-0	0-0	0	0	0	0	0	0	0
2008	Tennessee	7	0	10	13	23	1.5-7.5	0-0	1	0	1	0	0	0	0
2009	Tennessee	13	2	24	25	49	0-0	0-0	3	0	0	0	0	0	0
2010	Denver	15	12	33	9	42	2-4	1-4	3	1	0	0	0	0	0
2011	Denver	5	4	3	1	4	0-0	0-0	0	0	0	0	0	0	0
2012	Denver	16	14	28	12	40	2-11	0-0	1	1	0	0	0	0	0
2013	Denver	11	11	18	4	22	1-9	0-0	1	0	0	0	0	0	0
CAREER TOTALS		71	43	118	65	183	6.5-31.5	1-4	9	2	1	0	0	0	0
BRONCOS TOTALS		47	41	82	26	108	5-24	1-4	5	2	0	0	0	0	0

Staff/Coaches Players 2013 Season History Results Year-by-Year Stats Postseason Records Honors Miscellaneous

VICKERSON'S POSTSEASON RECORD

Year	Club	G	S	UT	A	TT	S-Yds.	I-Yds.	PD	FF	FR	TD-Int.	TD-FR	S	Pts.
2007	Tennessee	1	0	0	0	0	0-0	0-0	0	0	0	0	0	0	0
2008	Tennessee	1	0	4	0	4	0-0	0-0	0	0	0	0	0	0	0
2012	Denver	1	1	2	2	4	0-0	0-0	0	0	0	0	0	0	0
CAREER TOTALS		3	1	6	2	8	0-0	0-0	0	0	0	0	0	0	0

VICKERSON'S SINGLE GAME HIGHS

(Postseason in parentheses)

Tackles — 7 vs. N.Y. Jets, 11/23/08 (4, twice, last vs. Baltimore, 1/12/13). **Sacks** — 2 at Carolina, 11/11/12 (none). **Sack yards** — 11 at Carolina, 11/11/12 (none). **Interceptions** — 1 at Oakland, 12/19/10 (none). **Interception return yards** — 4 at Oakland, 12/19/10 (none).

KEVIN VICKERSON'S CAREER GAME-BY-GAME

(Victories asterisked)

2007 TENNESSEE (10-6)

TACKLES

Date	Opponent	P/S	UT	A	TT	S-Yds.	I-Yds.	PD	FF	FR
Games 1-7										
Games 8-11										
Dec 2	vs. Houston*	P	1	1	2	0-0	0-0	0	0	0
Dec 9	vs. San Diego	P	0	0	0	0-0	0-0	0	0	0
Dec 16	at Kansas City*	P	1	0	1	0-0	0-0	0	0	0
Dec 23	vs. N.Y. Jets*	P	0	0	0	0-0	0-0	0	0	0
Dec 30	at Indianapolis*									
INACTIVE										
Regular Season Totals		4/0	2	1	3	0-0	0-0	0	0	0
Jan 6	at San Diego ^S	P	0	0	0	0-0	0-0	0	0	0
Postseason Totals		1/0	0	0	0	0-0	0-0	0	0	0

^SAFC Wild Card Game

2008 TENNESSEE (13-3)

TACKLES

Date	Opponent	P/S	UT	A	TT	S-Yds.	I-Yds.	PD	FF	FR
Sep 7	vs. Jacksonville*	P	0	2	2	0.5-3.5	0-0	0	0	0
Sep 14	at Cincinnati*	P	0	1	1	0-0	0-0	0	0	0
Games 3-5										
Oct. 19	at Kansas City*	P	2	2	4	0-0	0-0	0	0	0
Games 7-8										
Nov 9	at Chicago*	P	2	1	3	0-0	0-0	0	0	0
Nov 16	at Jacksonville*	P	1	2	3	0-0	0-0	1	0	0
Nov 23	vs. N.Y. Jets	P	4	3	7	0-0	0-0	0	0	1
Nov 27	at Detroit*	P	1	2	3	1-4	0-0	0	0	0
Games 13-16										
SUSPENDED BY COMMISSIONER										
Regular Season Totals		7/0	10	13	23	1.5-7.5	0-0	1	0	1
Jan 10	vs. Baltimore [†]	P	4	0	4	0-0	0-0	0	0	0
Postseason Totals		1/0	4	0	4	0-0	0-0	0	0	0

[†]AFC Divisional Playoff Game

2009 TENNESSEE (8-8)

TACKLES

Date	Opponent	P/S	UT	A	TT	S-Yds.	I-Yds.	PD	FF	FR
Sep 10	at Pittsburgh	P	2	3	5	0-0	0-0	0	0	0
Sep 20	vs. Houston									
Sep 27	at N.Y. Jets	P	4	1	5	0-0	0-0	0	0	0
Oct 4	at Jacksonville	P	1	3	4	0-0	0-0	1	0	0
Oct 11	vs. Indianapolis	P	1	2	3	0-0	0-0	1	0	0
Oct 18	at New England	P	3	3	6	0-0	0-0	0	0	0
Nov 1	vs. Jacksonville*	S	1	1	2	0-0	0-0	0	0	0
Nov 8	at San Francisco*	P	0	2	2	0-0	0-0	0	0	0
Nov 15	vs. Buffalo*									
Nov 23	at Houston*	P	1	2	3	0-0	0-0	1	0	0
Nov 29	vs. Arizona*	P	0	3	3	0-0	0-0	0	0	0
Dec 6	at Indianapolis	P	1	1	2	0-0	0-0	0	0	0
Dec 13	vs. St. Louis*									
Dec 20	vs. Miami*	P	4	1	5	0-0	0-0	0	0	0
Dec 25	vs. San Diego	P	4	1	5	0-0	0-0	0	0	0
Jan 3	at Seattle*	S	2	2	4	0-0	0-0	0	0	0
Regular Season Totals		13/2	24	25	49	0-0	0-0	3	0	0

2010 DENVER (4-12)		TACKLES									
Date	Opponent	P/S	UT	A	TT	S-Yds.	I-Yds.	PD	FF	FR	
Sep 12	at Jacksonville	P	1	0	1	0-0	0-0	0	0	0	
Sep 19	vs. Seattle*	P	1	0	1	0-0	0-0	0	0	0	
Sep 26	vs. Indianapolis	P	1	1	2	0-0	0-0	1	0	0	
Oct 3	at Tennessee*	S	3	3	6	0-0	0-0	0	0	0	
Oct 10	at Baltimore	S	3	2	5	0-0	0-0	0	0	0	
Oct 17	vs. N.Y. Jets	S	1	0	1	0-0	0-0	0	0	0	
Oct 24	vs. Oakland	S	0	0	0	0-0	0-0	0	0	0	
Oct 31	at San Francisco (London)				INACTIVE						
Nov 14	vs. Kansas City*	S	5	0	5	0-0	0-0	1	1	0	
Nov 22	at San Diego	S	4	1	5	0-0	0-0	0	0	0	
Nov 28	vs. St. Louis	S	3	0	3	1-0	0-0	0	0	0	
Dec 5	at Kansas City	S	2	2	4	0-0	0-0	0	0	0	
Dec 12	at Arizona	S	5	0	5	0-0	0-0	0	0	0	
Dec 19	at Oakland	S	1	0	1	0-0	1-4	1	0	0	
Dec 26	vs. Houston*	S	2	0	2	0-0	0-0	0	0	0	
Jan 2	vs. San Diego	S	1	0	1	1-4	0-0	0	0	0	
Regular Season Totals			15/12	33	9	42	2-4	1-4	3	1	0

2011 DENVER (8-8)		TACKLES									
Date	Opponent	P/S	UT	A	TT	S-Yds.	I-Yds.	PD	FF	FR	
Sep 12	vs. Oakland	S	1	0	1	0-0	0-0	0	0	0	
Sep 18	vs. Cincinnati*	S	0	0	0	0-0	0-0	0	0	0	
Sep 25	at Tennessee	S	0	0	0	0-0	0-0	0	0	0	
Oct 2	at Green Bay	P	1	1	2	0-0	0-0	0	0	0	
Oct 9	vs. San Diego	S	1	0	1	0-0	0-0	0	0	0	
PLACED ON INJURED RESERVE ON OCT. 10											
Regular Season Totals			5/4	3	1	4	0-0	0-0	0	0	0

2012 DENVER (13-3)		TACKLES									
Date	Opponent	P/S	UT	A	TT	S-Yds.	I-Yds.	PD	FF	FR	
Sep 9	vs. Pittsburgh*	P	1	0	1	0-0	0-0	0	0	0	
Sep 17	at Atlanta	S	3	1	4	0-0	0-0	0	0	0	
Sep 23	vs. Houston	S	3	2	5	0-0	0-0	0	1	0	
Sep 30	vs. Oakland*	S	2	0	2	0-0	0-0	0	0	0	
Oct 7	at New England	P	1	5	6	0-0	0-0	0	0	0	
Oct 15	at San Diego*	S	2	2	4	0-0	0-0	0	0	0	
Oct 28	vs. New Orleans*	S	1	0	1	0-0	0-0	1	0	0	
Nov 4	at Cincinnati*	S	1	0	1	0-0	0-0	0	0	0	
Nov 11	at Carolina*	S	2	1	3	2-11	0-0	0	0	0	
Nov 18	vs. San Diego*	S	3	0	3	0-0	0-0	0	0	0	
Nov 25	at Kansas City*	S	2	0	2	0-0	0-0	0	0	0	
Dec 2	vs. Tampa Bay*	S	2	1	3	0-0	0-0	0	0	0	
Dec 6	at Oakland*	S	0	0	0	0-0	0-0	0	0	0	
Dec 16	at Baltimore*	S	0	0	0	0-0	0-0	0	0	0	
Dec 23	vs. Cleveland*	S	0	0	0	0-0	0-0	0	0	0	
Dec 30	vs. Kansas City*	S	5	0	5	0-0	0-0	0	0	0	
Regular Season Totals			16/14	28	12	40	2-11	0-0	1	1	0
Jan 12		vs. Baltimore†		S	2	2	4	0-0	0-0	0	0
Postseason Totals			1/1	2	2	4	0-0	0-0	0	0	0

†AFC Divisional Playoff Game

2013 DENVER (13-3)		TACKLES									
Date	Opponent	P/S	UT	A	TT	S-Yds.	I-Yds.	PD	FF	FR	
Sep 5	vs. Baltimore*	S	2	0	2	0-0	0-0	0	0	0	
Sep 15	at N.Y. Giants*	S	1	0	1	0-0	0-0	0	0	0	
Sep 23	vs. Oakland*	S	1	0	1	0-0	0-0	0	0	0	
Sep 29	vs. Philadelphia*	S	0	0	0	0-0	0-0	0	0	0	
Oct 6	at Dallas*	S	0	0	0	0-0	0-0	0	0	0	
Oct 13	vs. Jacksonville*	S	3	1	4	0-0	0-0	1	0	0	
Oct 20	at Indianapolis	S	2	1	3	0-0	0-0	0	0	0	
Oct 27	vs. Washington*	S	1	0	1	0-0	0-0	0	0	0	
Nov 10	at San Diego*	S	6	0	6	0-0	0-0	0	0	0	
Nov 17	vs. Kansas City*	S	0	2	2	0-0	0-0	0	0	0	
Nov 24	at New England	S	2	0	2	1-9	0-0	0	0	0	
PLACED ON INJURED RESERVE (HIP) ON NOV. 27											
Regular Season Totals			11/11	18	4	22	1-9	0-0	1	0	0



T.J. WARD

SAFETY



5-11 • 200 • 5TH YR. • OREGON

BORN: Dec. 12, 1986, in San Francisco

HIGH SCHOOL: De La Salle High School, Concord, Calif.

ACQUIRED: Unrestricted Free Agent (Cleveland), 2014

NFL YEAR: 5th • **YEAR WITH BRONCOS:** 1st

NFL GAMES PLAYED/STARTED: 54/54

WARD AT A GLANCE:

- A fifth-year safety who started all 54 career games played for Cleveland (2010-13) during his first four NFL seasons, totaling 340 tackles (253 solo), five interceptions (133 yds.), 3.5 sacks (29 yds.), 26 passes defended, five forced fumbles and one fumble recovery.
- Earned his first career Pro Bowl selection and was named second-team All-Pro by the Associated Press in 2013 after recording a career-high 129 tackles (96 solo), including 10 stops behind the line of scrimmage to lead all NFL defensive backs.
- Voted by his teammates as Cleveland's recipient of the 2013 Ed Block Courage Award after overcoming a knee injury in 2012 to start all 16 games in 2013.
- Led all NFL rookies with 105 tackles in 2010 and became the first Browns rookie in 18 years to start all 16 games for the club.
- Appeared in 37 career games at the University of Oregon and totaled 190 tackles and three interceptions after entering the program as a walk-on.
- Joined the Broncos as an unrestricted free agent (Cleveland) on March 12, 2014.
- Selected by Cleveland in the second round (38th overall) of the 2010 NFL Draft.

43's TROPHY CASE

Pro Bowls (1) 2013

All-Pro (Second Team) (1) 2013

CAREER TRANSACTIONS: Signed by Cleveland as a draft choice 7/26/10; Signed by Denver as an unrestricted free agent 3/12/14.



2013: Ward was named to his first Pro Bowl and received second-team All-Pro honors from the Associated Press after starting all 16 games for the Browns and totaling a career-high 129 tackles (96 solo), two interceptions (57 yds.), two sacks (12 yds.), nine passes defended and one fumble recovery... Led all NFL defensive backs with 10 tackles for a loss according to press box totals... Scored two defensive touchdowns—on a 44-yard interception return vs. Buf. (10/3) and a 51-yard fumble return vs. Chi. (12/15)... Recorded double-digit tackle totals on five occasions, including a personal-best 13 defensive stops (10 solo) at G.B. (10/20)... Voted by his teammates as the recipient of the Ed Block Courage Award for recovering from a knee injury sustained in 2012 and starting every game for Cleveland.

2012: Ward started all 14 games played for Cleveland and registered 68 tackles (50 solo), one interception (37 yds.), one sack (10 yds.), four passes defended and a career-best three forced fumbles... Missed the Browns' final two games after being placed on injured reserve with a knee injury on Dec. 18... Forced two fumbles in the Browns' 20-14 win vs. Pit. (11/25).

2011: Ward opened the Browns' first eight games and totaled 38 tackles (27 solo), one sack (7 yds.), three passes defended and one forced fumble... Inactive for six games with a foot sprain before being placed on injured reserve on Dec. 22.

2010: Selected by Cleveland in the second round (38th overall) of the 2010 NFL Draft, Ward opened all 16 games for the club and led all league rookies with 105 tackles (80 solo) to go along with two interceptions (39 yds.), 10 passes defended and one forced fumble... Became the first Browns rookie defensive back to start all 16 games since Antonio Langham in 1994.

COLLEGE: Ward began his collegiate career at the University of Oregon as a walk-on before earning a scholarship and going on to play in 37 career games for the Ducks... Totaled 190 tackles, three interceptions and one sack during his four seasons in Eugene... Led Oregon with 101 tackles as a junior in 2008 to earn honorable mention all-Pacific-10 Conference recognition.

PERSONAL: Ward attended De La Salle High School in Concord, Calif., where he contributed as a reserve defensive back on three consecutive national championship squads (2001-03) before injuring his knee during the pre-season in 2004 and missing his entire senior campaign... Was a prep teammate of Broncos Offensive Assistant Brian Callahan... His father, Terrell, played defensive back at San Diego State and was drafted by Philadelphia in the seventh round (188th overall) in 1980... His younger brother, Terron, is a senior running back at Oregon State

University... Established the T.J. Ward Foundation, which focuses on education, family values and community service... Terrell Ray Williams Ward Jr. was born on Dec. 12, 1986, in San Francisco.

WARD'S REGULAR SEASON RECORD

Year	Club	G	S	UT	A	TT	S-Yds.	I-Yds.	PD	FF	FR	TD-Int.	TD-FR	S	Pts.
2010	Cleveland	16	16	80	25	105	0-0	2-39	10	1	0	0	0	0	0
2011	Cleveland	8	8	27	11	38	1-7	0-0	3	1	0	0	0	0	0
2012	Cleveland	14	14	50	18	68	1-10	1-37	4	3	0	0	0	0	0
2013	Cleveland	16	16	96	33	129	1.5-12	2-57	9	0	1	1	1	0	12
CAREER TOTALS		54	54	253	87	340	3.5-29	5-133	26	5	1	1	1	0	12

ADDITIONAL STATISTICS: Special teams tackles — 2010 (18), 2011 (1), TOTAL (19). Returned a fumble 51 yards for a TD vs. Chicago, 12/15/13. Blocked a field goal vs. Atlanta, 10/10/10.

WARD'S SINGLE-GAME HIGHS

(Postseason in parentheses)

Tackles — 13 at Green Bay, 10/20/13 (none). **Interceptions** — 2 at Jacksonville, 11/21/10 (none). **Interception return yards** — 44 vs. Buffalo, 10/3/13 (none). **Passes Defended** — 2, five times, last vs. Detroit, 10/13/13 (none). **Sacks** — 1, three times, last vs. Baltimore, 11/3/13 (none).

T.J. WARD'S CAREER GAME-BY-GAME

(Victories asterisked)

2010 CLEVELAND (5-11)		TACKLES									
Date	Opponent	P/S	UT	A	TT	S-Yds.	I-Yds.	PD	FF	FR	
Sep 12	at Tampa Bay	S	7	3	10	0-0	0-0	0	1	0	
Sep 19	vs. Kansas City	S	8	1	9	0-0	0-0	0	0	0	
Sep 26	at Baltimore	S	4	1	5	0-0	0-0	1	0	0	
Oct 3	vs. Cincinnati*	S	5	3	8	0-0	0-0	0	0	0	
Oct 10	vs. Atlanta	S	5	1	6	0-0	0-0	0	0	0	
Oct 17	at Pittsburgh	S	6	4	10	0-0	0-0	0	0	0	
Oct 24	at New Orleans*	S	4	2	6	0-0	0-0	2	0	0	
Nov 7	vs. New England*	S	6	0	6	0-0	0-0	0	0	0	
Nov 14	vs. N.Y. Jets	S	4	3	7	0-0	0-0	2	0	0	
Nov 21	at Jacksonville	S	5	0	5	0-0	2-39	2	0	0	
Nov 28	vs. Carolina*	S	4	1	5	0-0	0-0	0	0	0	
Dec 5	at Miami*	S	2	1	3	0-0	0-0	0	0	0	
Dec 12	at Buffalo	S	7	1	8	0-0	0-0	0	0	0	
Dec 19	at Cincinnati	S	6	2	8	0-0	0-0	1	0	0	
Dec 26	vs. Baltimore	S	1	1	2	0-0	0-0	1	0	0	
Jan 2	vs. Pittsburgh	S	6	1	7	0-0	0-0	1	0	0	
Regular Season Totals		16/16	80	25	105	0-0	2-39	10	1	0	
2011 CLEVELAND (4-12)		TACKLES									
Date	Opponent	P/S	UT	A	TT	S-Yds.	I-Yds.	PD	FF	FR	
Sep 11	vs. Cincinnati	S	5	1	6	0-0	0-0	0	0	0	
Sep 18	at Indianapolis*	S	2	2	4	0-0	0-0	2	0	0	
Sep 25	vs. Miami*	S	4	0	4	0-0	0-0	0	0	0	
Oct 2	vs. Tennessee	S	3	1	4	0-0	0-0	0	0	0	
Oct 16	at Oakland	S	5	2	7	0-0	0-0	0	0	0	
Oct 23	vs. Seattle*	S	5	2	7	1-7	0-0	1	1	0	
Oct 30	at San Francisco	S	0	1	1	0-0	0-0	0	0	0	
Nov 6	at Houston	S	3	2	5	0-0	0-0	0	0	0	
Games 9-14		INACTIVE									
		PLACED ON INJURED RESERVE (FOOT) ON DEC. 22									
Regular Season Totals		8/8	27	11	38	1-7	0-0	3	1	0	
2012 CLEVELAND (5-11)		TACKLES									
Date	Opponent	P/S	UT	A	TT	S-Yds.	I-Yds.	PD	FF	FR	
Sep 9	vs. Philadelphia	S	7	1	8	1-10	0-0	0	1	0	
Sep 16	at Cincinnati	S	6	3	9	0-0	0-0	0	0	0	
Sep 23	vs. Buffalo	S	6	1	7	0-0	0-0	0	0	0	
Sep 27	at Baltimore	S	3	0	3	0-0	0-0	0	0	0	
Oct 7	at N.Y. Giants	S	2	2	4	0-0	0-0	0	0	0	
Oct 14	vs. Cincinnati*	S	3	0	3	0-0	0-0	0	0	0	
Oct 21	at Indianapolis	S	5	2	7	0-0	0-0	1	0	0	
Oct 28	vs. San Diego*	S	2	0	2	0-0	0-0	0	0	0	
Nov 4	vs. Baltimore	S	3	4	7	0-0	0-0	0	0	0	
Nov 18	at Dallas	S	1	1	2	0-0	0-0	0	0	0	
Nov 25	vs. Pittsburgh*	S	3	1	4	0-0	0-0	1	2	0	
Dec 2	at Oakland*	S	2	1	3	0-0	0-0	0	0	0	
Dec 9	vs. Kansas City*	S	2	2	4	0-0	0-0	1	0	0	
Dec 16	at Pittsburgh	S	5	0	5	0-0	1-37	1	0	0	
		PLACED ON INJURED RESERVE (KNEE) ON DEC. 18									
Regular Season Totals		14/14	50	18	68	1-10	1-37	4	3	0	

2013 CLEVELAND (4-12)

TACKLES

Date	Opponent	P/S	UT	A	TT	S-Yds.	I-Yds	PD	FF	FR	
Sep 8	vs. Miami	5	3	1	4	0-0	0-0	1	0	0	
Sep 15	at Baltimore	5	4	1	5	0-0	0-0	0	0	0	
Sep 22	at Minnesota*	5	7	2	9	0-0	1-13	1	0	0	
Sep 29	vs. Cincinnati*	5	4	2	6	0-0	0-0	0	0	0	
Oct 3	vs. Buffalo*	5	7	0	7	0-0	1-44	1	0	0	
Oct 13	vs. Detroit	5	10	1	11	0-0	0-0	2	0	0	
Oct 20	at Green Bay	5	10	3	13	0-0	0-0	0	0	0	
Oct 27	at Kansas City	5	9	1	10	0.5-4	0-0	0	0	0	
Nov 3	vs. Baltimore*	5	6	1	7	1-8	0-0	0	0	0	
Nov 17	at Cincinnati	5	2	3	5	0-0	0-0	0	0	0	
Nov 24	vs. Pittsburgh	5	8	4	12	0-0	0-0	0	0	0	
Dec 1	vs. Jacksonville	5	6	2	8	0-0	0-0	1	0	0	
Dec 8	at New England	5	8	1	9	0-0	0-0	1	0	0	
Dec 15	vs. Chicago	5	7	5	12	0-0	0-0	2	0	1	
Dec 22	at N.Y. Jets	5	3	0	3	0-0	0-0	0	0	0	
Dec 29	at Pittsburgh	5	2	6	8	0-0	0-0	0	0	0	
Regular Season Totals			16/16	96	33	129	1.5-12	2-57	9	0	1



DEMARCUS WARE

DEFENSIVE END

6-4 • 258 • 10TH YR. • TROY

BORN: July 31, 1982, in Auburn, Ala.

HIGH SCHOOL: Auburn (Ala.) High School

ACQUIRED: Free Agent, 2014

NFL YEAR: 10th • **YEAR WITH BRONCOS:** 1st

NFL GAMES PLAYED/STARTED: 140/141 • **POSTSEASON GP/GS:** 4/4

WARE AT A GLANCE:

- A 10th-year defensive end and member of the 2000s NFL All-Decade Team who ranks fourth among active players and 18th all-time with 117 career sacks.
- Spent his first nine NFL seasons in Dallas and was selected to start in seven Pro Bowls in addition to being named first-or second-team All-Pro by the Associated Press on seven occasions.
- Registered double-digit sack totals in seven of his nine NFL seasons, including league-leading marks in 2008 (20.0) and 2010 (15.5).
- Ranks second in NFL history with a sack rate of 0.83/game during his career, trailing only Pro Football Hall of Fame defensive end Reggie White (0.85/game) among players appearing in at least 50 games.
- Owns 28 career multi-sack games, including seven contests with three sacks and one game with a career-best four sacks (at Philadelphia, 10/30/11).
- Forced 32 fumbles, including 26 strip-sacks, during his career to rank fourth in the NFL since he entered the league in 2005.
- Recorded a career-best 20 quarterback takedowns in 2008 (eighth-most all-time in a single season) to earn NFC Defensive Player of the Year honors from the KC Committee of 101 as well as NFL Alumni Pass Rusher of the Year recognition.
- Posted a sack in 10 consecutive games (2007-08) to tie former Broncos defensive end Simon Fletcher for the longest sack streak in league history since the statistic became official in 1982.
- Played outside linebacker in the Cowboys' 3-4 base defense during his first eight seasons and was chosen as the only two-time winner of the Dick Butkus Award (2008, '11), given to the top linebacker at the high school, collegiate and professional levels of football.
- Named NFC Defensive Player of the Week on four occasions (Week 16 - 2005; Week 15 - 2008; Week 15 - 2009; Week 3 - 2010).
- Totaled 201 tackles, 27.5 sacks, 58 tackles for a loss and nine forced fumbles during his collegiate career at Troy University, earning Sun Belt Conference Defensive Player of the Year honors as a senior in 2007 after leading the Trojans to their first-ever bowl appearance.
- Joined the Broncos as a free agent on March 12, 2014.
- Selected by Dallas in the first round (11th overall) of the 2005 NFL Draft.

94's TROPHY CASE

- NFL All-Decade Team** 2000s
- Pro Bowls (7)** 2006-12
- All-Pro (First Team) (4)** . . 2007-09, '11
- All-Pro (Second Team) (3)** . . 2006, '10, '12

WARE AMONG NFL'S ALL-TIME SACK LEADERS

MOST SACKS IN NFL HISTORY (SINCE 1982)

Player	No.	Player	No.
1. Bruce Smith	200.0	12. Jared Allen*	128.5
2. Reggie White	198.0	13. Rickey Jackson	128.0
3. Kevin Greene	160.0	14. Derrick Thomas	126.5
4. Chris Doleman	150.5	15. Simeon Rice	122.0
5. Michael Strahan	141.5	16. Clyde Simmons	121.5
6. Jason Taylor	139.5	17. Julius Peppers*	118.5
7. Richard Dent	137.5	18. DeMarcus Ware*	117.0
8. John Randle	137.5	19. Sean Jones	113.0
9. John Abraham*	133.5	20. Robert Mathis*	111.0
10. Leslie O'Neal	132.5		
Lawrence Taylor	132.5		

CAREER TRANSACTIONS: Signed by Dallas as a draft choice 7/30/05; Released by Dallas 3/11/14; Signed by Denver 3/12/14.



2013: Ware started all 13 games played for the Cowboys and totaled 36 tackles (24 solo), six sacks (40 yds.), one interception (0 yds.), two passes defended and one fumble recovery after making the switch from outside linebacker to defensive end... Missed Games 7-9 with a quad injury, snapping his streak of 134 consecutive regular-season games played to begin his career.

2012: Ware opened all 16 games for the eighth consecutive season to begin his career and recorded 72 tackles (48 solo), 11.5 sacks (64 yds.) and five forced fumbles... Earned his seventh straight Pro Bowl selection... Posted two sacks at N.Y. Giants (9/5) in his 113th game to give him 101.5 for his career and make him the second-fastest player (Reggie White, 96 games) to reach 100 sacks... Set a career high with 13 tackles (8 solo) at Sea. (9/16) and matched that total four games later at Car. (10/21)... Registered his 107th career sack vs. NYG (10/28) to become Dallas' all-time sack leader.

2011: Ware earned his sixth consecutive Pro Bowl selection and fourth career first-team All-Pro recognition from the Associated Press after opening all 16 games and tallying 67 tackles (51 solo), 19.5 sacks (125 yds.), three passes defended and two forced fumbles... Contributed a career-best four sacks (23 yds.) and a forced fumble at Phi. (10/30).

2010: Ware was named to his fifth career Pro Bowl after starting all 16 games for the Cowboys and leading the NFL with 15.5 sacks (105 yds.) to go along with 108 tackles (64 solo), one pass defended, two forced fumbles and two fumble recoveries... Posted three sacks at Hou. (9/26) to earn his fourth career NFC Defensive Player of the Week honor... Registered his second three-sack performance of the season at Phi. (1/2) and added a 17-yard fumble return for a touchdown.

2009: Ware started all 16 games as a Pro Bowl starter and first-team Associated Press All-Pro selection and recorded 92 tackles (50 solo), 11 sacks (51 yds.), two passes defended and five forced fumbles... Opened both of Dallas' postseason games and contributed 13 tackles (6 solo), three sacks (18 yds.) and one forced fumble... Named NFC Defensive Player of the Week after notching a pair of sacks and forced fumbles at N.O. (12/19)... Logged two sacks in Dallas' NFC Wild Card Playoff Game vs. Phi. (1/9).

2008: Ware set a club-record with an NFL-best 20 sacks (115 yds.) in 16 starts for Dallas while also posting career highs in tackles (110) and forced fumbles... Added three passes defended and one fumble recovery... Earned his third career Pro Bowl selection along with first-team All-Pro honors from the Associated Press... Recorded three sacks at Stl. (10/19) to tie the NFL record for consecutive games (10) with a quarterback take-down... Tallied his third three-sack game of the season and eclipsed 50 career sacks vs. NYG (12/14) to take home NFC Defensive Player of the Week honors.

2007: Ware was named a Pro Bowl starter for the second consecutive season and a first-team All-Pro designee for the first time in his career after recording 80 tackles (50 solo), 14 sacks (109 yds.), four passes defended and four forced fumbles for the Cowboys... Registered four solo tackles and a sack in Dallas' NFC Divisional Playoff Game vs. NYG (1/13).

2006: Ware made his first career Pro Bowl and was a second-team All-Pro selection by the Associated Press after starting all 16 games and totaling 82 tackles (62 solo), 11.5 sacks (89 yds.), one interception (41 yds.), three passes defended, five forced fumbles and one fumble recovery... Scored two defensive touchdowns—a 69-yard fumble return for a score at Phi. (10/8) and a 41-yard interception brought back for a touchdown at Atl. (12/16)... Posted the first three-sack performance of his career at Car. (10/29) and equaled that effort in Dallas' regular-season finale vs. Det. (12/31).

WARE'S FURIOUS PACE

FEWEST GAMES TO REACH 100 CAREER SACKS

Player	No.
1. Reggie White, Phi./G.B.	96
2. DeMarcus Ware, Dal./Den.	113
3. Bruce Smith, Buf.	115
4. Jared Allen, K.C./Min.	122
Lawrence Taylor, NYG	122

MOST SACKS PER GAME (SINCE 1982 / MIN. 50 GP)

Player	GP	Sk	Sk/G
1. Reggie White, Phi./G.B./Car.	232	198.0	0.85
2. DeMarcus Ware, Dal./Den.	141	117.0	0.83
3. Jared Allen, K.C./Min.	157	128.5	0.82
4. Derrick Thomas, K/C.	169	126.5	0.75
5. Lawrence Taylor, NYG	184	132.5	0.72

WARE'S RECORD-TYING SACK STREAK

MOST CONSECUTIVE GAMES WITH A FULL SACK (SINCE 1982)

Player	No.	Dates
1. DeMarcus Ware, Dal.	10	Dec. 16, 2007 - Oct. 19, 2008
Simon Fletcher, Den.	10	Nov. 15, 1992 - Sept. 20, 1993
3. Kevin Greene, S.F./Car.	9	Dec. 7, 1997 - Oct. 18, 1998
Bruce Smith, Buf.	9	Nov. 16, 1986 - Oct. 25, 1987

2005: Selected by Dallas in the first round (11th overall) of the 2005 NFL Draft, Ware opened all 16 games for the Cowboys and racked up 66 tackles (44 solo), eight sacks (47 yds.) and three forced fumbles... Recorded his first career sack by taking down 49ers quarterback Tim Rattay at S.F. (9/25)... Earned NFL Defensive Rookie of the Month honors in October after totaling 16 tackles and three sacks in five games... Posted three sacks (all of which forced fumbles) at Car. (12/24) to earn NFC Defensive Player of the Week and Diet Pepsi Rookie of the Week recognition.

COLLEGE: Ware started for three seasons at Troy University and finished his collegiate career with 201 tackles, 27.5 sacks, 58 tackles for a loss and nine forced fumbles... Led the Trojans to their first-ever Bowl appearance as a senior in 2004 and was named Sun Belt Conference Defensive Player of the Year after totaling 53 tackles, 19 tackles for a loss, 10.5 sacks and four forced fumbles.

PERSONAL: Ware played two seasons of prep football at Auburn (Ala.) High School, where he earned all-area honors as a senior linebacker and wide receiver... Earned a degree in business information systems from Troy, becoming the first member of his family to graduate from college... Volunteered his time for numerous community initiatives in and around the Dallas area, including the Boys & Girls Club of Arlington and Make-a-Wish Foundation of North Texas... Served as an NFL Play 60 Spokesperson, which included a public service announcement at the White House with President Obama... DeMarcus Ware was born on July 31, 1982, in Auburn, Ala.

WARE'S REGULAR SEASON RECORD

Year	Club	G	S	UT	A	TT	S-Yds.	I-Yds.	PD	FF	FR	TD-Int.	TD-FR	S	Pts.
2005	Dallas	16	16	44	22	66	8-47	0-0	0	3	0	0	0	0	0
2006	Dallas	16	16	62	21	82	11.5-89	1-41	3	5	1	1	1	0	12
2007	Dallas	16	16	50	30	80	14-109	0-0	4	4	0	0	0	0	0
2008	Dallas	16	16	56	54	110	20-115	0-0	3	6	1	0	0	0	0
2009	Dallas	16	15	50	42	92	11-51	0-0	2	5	0	0	0	0	0
2010	Dallas	16	16	64	44	108	15.5-105	0-0	1	2	2	0	1	0	6
2011	Dallas	16	16	51	16	67	19.5-125	0-0	3	2	0	0	0	0	0
2012	Dallas	16	16	48	24	72	11.5-64	0-0	0	5	0	0	0	0	0
2013	Dallas	13	13	24	12	36	6-40	1-0	2	0	1	0	0	0	0
CAREER TOTALS		141	140	446	267	713	117-745	2-41	18	32	5	1	2	0	18

ADDITIONAL STATISTICS: Special teams tackles — 2010 (18), 2011 (1), TOTAL (19). Returned an interception 41 yards for a score at Atlanta, 12/16/06. Returned a fumble 69 yards for a score at Philadelphia, 10/8/06. Returned a fumble 17 yards for a touchdown at Philadelphia, 1/2/11.

WARE'S POSTSEASON RECORD

Year	Club	G	S	UT	A	TT	S-Yds.	I-Yds.	PD	FF	FR	TD-Int.	TD-FR	S	Pts.
2006	Dallas	1	1	1	0	1	0-0	0-0	0	0	0	0	0	0	0
2007	Dallas	1	1	3	1	4	1-9	0-0	0	0	0	0	0	0	0
2009	Dallas	2	2	6	7	13	3-18	0-0	0	1	0	0	0	0	0
CAREER TOTALS		4	4	10	8	18	4-27	0-0	0	1	0	0	0	0	0

WARE'S SINGLE-GAME HIGHS

(Postseason in parentheses)

Tackles — 13, twice, last at Carolina, 10/21/12 (8 at Minnesota, 1/17/10). **Sacks** — 4 at Philadelphia, 10/30/11 (2 vs. Philadelphia, 1/9/10). **Sack Yards** — 27 at Philadelphia, 1/2/11 (9, twice, last at Minnesota, 1/17/10). **Interceptions** — 1, twice, last vs. N.Y. Giants, 9/8/13 (none). **Interception return yards** — 41 at Atlanta, 12/16/06 (none). **Passes Defensed** — 2, twice, last vs. St. Louis, 10/23/11 (none).

WARE'S SACKS BY QUARTERBACK

Figures in italics include postseason totals

Quarterback	Sacks	Quarterback	Sacks	Quarterback	Sacks
Eli Manning	14.5	Aaron Rodgers	3.0	Andy Dalton	1.0
<i>Donovan McNabb</i>	8.5	Matt Schaub	3.0	Jay Feeley	1.0
Michael Vick	6.5	Sam Bradford	2.0	Ryan Fitzpatrick	1.0
Rex Grossman	6.0	Mark Brunell	2.0	Jeff Garcia	1.0
Drew Brees	5.0	Matt Cassel	2.0	Bruce Gradkowski	1.0
Marc Bulger	4.0	Joe Flacco	2.0	Kurt Warner	1.0
Matt Hasselbeck	4.0	Matt Moore	2.0	Matt Leinart	1.0
Kevin Kolb	4.0	Mark Sanchez	2.0	Peyton Manning	1.0
Alex Smith	4.0	Vince Young	2.0	Jamie Martin	1.0
Matt Ryan	3.5	Trent Edwards	1.5	Josh McCown	1.0
Tom Brady	3.0	Shaun Hill	1.5	Carson Palmer	1.0
Jason Campbell	3.0	Ben Roethlisberger	1.5	Tim Rattay	1.0
Jake Delhomme	3.0	Derek Anderson	1.0	John Skelton	1.0
<i>Brett Favre</i>	3.0	Kerry Collins	1.0	Nick Foles	0.5
Josh Freeman	3.0	Todd Collins	1.0	Cam Newton	0.5
Jon Kitna	3.0	Jay Cutler	1.0	Brandon Weeden	0.5

WARE'S MULTIPLE-SACK GAMES (28)

*denotes win (Ware's teams are 18-11, including the postseason, when he records multiple sacks in a game.)

Date	Opponent	S-Yds.	Date	Opponent	S-Yds.
12/24/2005	at Carolina*	3-13	10/10/2010	vs. Tennessee	2-3
12/31/2006	vs. Detroit	3-11	12/19/2010	vs. Washington*	2-11
9/23/2007	at Chicago*	2-21	1/2/2011	at Philadelphia*	3-27
10/8/2007	at Buffalo*	1.5-13.5	9/11/2011	at N.Y. Jets	2-11
11/4/2007	at Philadelphia*	1.5-7.5	9/18/2011	at San Francisco*	2-15
12/22/2007	at Carolina*	2-11.5	10/16/2011	at New England	2-11
10/19/2008	at St. Louis	3-15	10/30/2011	at Philadelphia	4-23
11/27/2008	vs. Seattle*	3-21	12/24/2011	vs. Philadelphia	2-12
12/14/2008	vs. N.Y. Giants*	3-18	1/1/2012	at N.Y. Giants	1.5-12.5
10/11/2009	at Kansas City*	2-14	9/5/2012	at N.Y. Giants*	2-21
10/25/2009	vs. Atlanta*	2-10	9/23/2012	vs. Tampa Bay*	2-19
11/15/2009	at Green Bay	2-7	11/4/2012	at Atlanta	1.5-1.5
12/19/2009	at New Orleans*	2-9	9/15/2013	at Kansas City	2-12
1/9/2010	vs. Philadelphia*^	2-8	9/22/2013	vs. St. Louis*	2-12
9/26/2010	at Houston*	3-16			

^Playoff Game

DEMARCUS WARE'S CAREER GAME-BY-GAME

(Victories asterisked)

2005 DALLAS (9-7)		TACKLES									
Date	Opponent	P/S	UT	A	TT	S-Yds.	I-Yds.	PD	FF	FR	
Sep 11	at San Diego*	S	2	1	3	0-0	0-0	0	0	0	
Sep 19	vs. Washington	S	2	2	4	0-0	0-0	0	0	0	
Sep 25	at San Francisco*	S	1	0	1	1-2	0-0	0	0	0	
Oct 2	at Oakland	S	2	1	3	1-8	0-0	0	0	0	
Oct 9	vs. Philadelphia*	S	1	0	1	1-9	0-0	0	0	0	
Oct 16	vs. N.Y. Giants*	S	2	2	4	1-10	0-0	0	0	0	
Oct 23	at Seattle	S	3	2	5	0-0	0-0	0	0	0	
Oct 30	vs. Arizona*	S	3	1	4	0-0	0-0	0	0	0	
Nov 14	at Philadelphia*	S	6	0	6	0-0	0-0	0	0	0	
Nov 20	vs. Detroit*	S	2	1	3	0-0	0-0	0	0	0	
Nov 24	vs. Denver	S	5	1	6	0-0	0-0	0	0	0	
Dec 4	at N.Y. Giants	S	3	4	7	0-0	0-0	0	0	0	
Dec 11	vs. Kansas City*	S	2	3	5	0-0	0-0	0	0	0	
Dec 18	at Washington	S	2	1	3	0-0	0-0	0	0	0	
Dec 24	at Carolina*	S	6	2	8	3-13	0-0	0	3	0	
Jan 1	vs. St. Louis	S	2	1	3	1-5	0-0	0	0	0	
Regular Season Totals		16/16	44	22	66	8-47	0-0	0	3	0	
2006 DALLAS (9-7)		TACKLES									
Date	Opponent	P/S	UT	A	TT	S-Yds.	I-Yds.	PD	FF	FR	
Sep 10	at Jacksonville	S	4	3	7	0-0	0-0	0	0	0	
Sep 17	vs. Washington*	S	4	0	4	1-11	0-0	0	0	0	
Oct 1	at Tennessee*	S	4	0	4	0-0	0-0	0	0	0	
Oct 8	at Philadelphia	S	2	1	3	1-8	0-0	0	0	1	
Oct 15	vs. Houston*	S	2	2	4	0-0	0-0	0	0	0	
Oct 23	vs. N.Y. Giants	S	6	2	8	1-10	0-0	0	1	0	
Oct 29	at Carolina*	S	2	3	5	0-0	0-0	0	0	0	
Nov 5	at Washington	S	6	0	6	1-9	0-0	0	0	0	
Nov 12	at Arizona*	S	2	1	3	1-9	0-0	0	1	0	
Nov 19	vs. Indianapolis*	S	4	0	4	1-7	0-0	0	1	0	
Nov 23	vs. Tampa Bay*	S	2	1	3	0-0	0-0	0	0	0	
Dec 3	at N.Y. Giants*	S	6	1	7	0-0	0-0	0	0	0	
Dec 10	vs. New Orleans	S	4	0	4	1-7	0-0	0	0	0	
Dec 16	at Atlanta*	S	4	2	6	0.5-1	1-41	2	1	0	
Dec 25	vs. Philadelphia	S	4	2	6	1-16	0-0	1	1	0	
Dec 31	vs. Detroit	S	5	3	8	3-11	0-0	0	0	0	
Regular Season Totals		16/16	61	21	82	11.5-89	1-41	3	5	1	
Jan 6	at Seattle ^S	S	1	0	1	0-0	0-0	0	0	0	
Postseason Totals		1/1	1	0	1	0-0	0-0	0	0	0	

^SNFC Wild Card Game

DID YOU KNOW?

The record for most years of service on the Broncos' coaching staff is 21, held by Mike Shanahan. He was an assistant with the Broncos from 1984-87 and from '89-91 before serving as head coach from 1995-2008.

Shanahan and Joe Collier are the only two individuals to coach at least 20 years for the Broncos. Collier served on Denver's coaching staff in several capacities for 20 seasons from 1969-88.

2007 DALLAS (13-3) TACKLES

Date	Opponent	P/S	UT	A	TT	S-Yds.	I-Yds.	PD	FF	FR	
Sep 9	vs. N.Y. Giants*	S	2	0	2	0-0	0-0	1	0	0	
Sep 16	at Miami*	S	3	0	3	0-0	0-0	0	0	0	
Sep 23	at Chicago*	S	2	3	5	2-18	0-0	0	0	0	
Sep 30	vs. St. Louis*	S	1	2	3	1-8	0-0	0	0	0	
Oct 8	at Buffalo*	S	3	3	6	1.5-14	0-0	1	1	0	
Oct 14	vs. New England	S	6	4	10	1-5	0-0	0	0	0	
Oct 21	vs. Minnesota*	S	2	3	5	0-0	0-0	1	0	0	
Nov 4	at Philadelphia*	S	7	1	8	1.5-7	0-0	0	0	0	
Nov 11	at N.Y. Giants*	S	5	5	10	1-14	0-0	0	0	0	
Nov 18	vs. Washington*	S	4	3	7	1-6	0-0	0	1	0	
Nov 22	vs. N.Y. Jets*	S	0	2	2	0-0	0-0	0	0	0	
Nov 29	vs. Green Bay*	S	3	0	3	1-9	0-0	1	0	0	
Dec 9	at Detroit*	S	3	1	4	0-0	0-0	0	0	0	
Dec 16	vs. Philadelphia	S	3	0	3	1-9	0-0	0	0	0	
Dec 22	at Carolina*	S	1	2	3	2-12	0-0	0	0	0	
Dec 30	at Washington	S	5	1	6	1-7	0-0	0	2	0	
Regular Season Totals			16/16	50	30	80	14-109	0-0	4	4	0
Jan 13	vs. N.Y. Giants†	S	1	0	1	0-0	0-0	0	0	0	

Postseason Totals 1/1 1 0 1 0-0 0-0 0 0 0
 †NFC Divisional Playoff Game

2008 DALLAS (9-7) TACKLES

Date	Opponent	P/S	UT	A	TT	S-Yds.	I-Yds.	PD	FF	FR	
Sep 7	at Cleveland*	S	4	3	7	1-0	0-0	0	1	0	
Sep 15	vs. Philadelphia*	S	4	2	6	1-4	0-0	0	0	0	
Sep 21	at Green Bay*	S	3	2	5	1-12	0-0	0	0	0	
Sep 28	vs. Washington	S	7	4	11	1-4	0-0	0	0	0	
Oct 5	vs. Cincinnati*	S	2	3	5	1-3	0-0	0	0	0	
Oct 12	at Arizona	S	3	2	5	1-10	0-0	0	0	0	
Oct 19	at St. Louis	S	5	6	11	3-12	0-0	0	0	0	
Oct 26	vs. Tampa Bay*	S	4	3	7	0-0	0-0	1	0	0	
Nov 2	at N.Y. Giants	S	2	5	7	1-0	0-0	0	1	1	
Nov 16	at Washington*	S	5	1	6	1-10	0-0	1	0	0	
Nov 23	vs. San Francisco*	S	1	2	3	1-4	0-0	1	0	0	
Nov 27	vs. Seattle*	S	1	2	3	3-21	0-0	0	0	0	
Dec 7	at Pittsburgh	S	2	6	8	1-7	0-0	0	0	0	
Dec 14	vs. N.Y. Giants*	S	2	5	7	3-19	0-0	0	2	0	
Dec 20	vs. Baltimore	S	4	4	8	1-6	0-0	0	2	0	
Dec 28	at Philadelphia	S	5	6	11	0-0	0-0	0	0	0	
Regular Season Totals			16/16	54	56	110	20-115	0-0	3	6	1

2009 DALLAS (11-5) TACKLES

Date	Opponent	P/S	UT	A	TT	S-Yds.	I-Yds.	PD	FF	FR	
Sep 13	at Tampa Bay*	S	2	5	7	0-0	0-0	0	0	0	
Sep 20	vs. N.Y. Giants	S	5	4	9	0-0	0-0	0	0	0	
Sep 28	vs. Carolina*	S	1	2	3	0-0	0-0	0	0	0	
Oct 4	at Denver	S	4	1	5	0-0	0-0	0	1	0	
Oct 11	at Kansas City*	S	5	3	8	2-14	0-0	1	0	0	
Oct 25	vs. Atlanta*	S	1	4	5	2-10	0-0	0	1	0	
Nov 1	vs. Seattle*	S	4	4	8	1-7	0-0	0	0	0	
Nov 8	at Philadelphia*	S	4	4	8	0-0	0-0	1	0	0	
Nov 15	at Green Bay	S	5	2	7	2-7	0-0	0	0	0	
Nov 22	vs. Washington*	S	2	4	6	0-0	0-0	0	0	0	
Nov 26	vs. Oakland*	S	2	4	6	1-0	0-0	0	1	0	
Dec 6	at N.Y. Giants	S	6	1	7	1-4	0-0	0	0	0	
Dec 13	vs. San Diego	S	4	0	4	0-0	0-0	0	0	0	
Dec 19	at New Orleans*	P	2	0	2	2-9	0-0	0	2	0	
Dec 27	at Washington*	S	2	3	5	0-0	0-0	0	0	0	
Jan 3	vs. Philadelphia	S	1	1	2	0-0	0-0	0	0	0	
Regular Season Totals			16/16	50	42	92	11-51	0-0	2	5	0
Jan 9	vs. Philadelphia*§	S	2	3	5	2-9	0-0	0	1	0	
Jan 17	at Minnesota†	S	4	4	8	1-9	0-0	0	0	0	

Postseason Totals 1/1 6 7 13 3-18 0-0 0 1 0
 §NFC Wild Card Game; †NFC Divisional Playoff Game

2010 DALLAS (6-10)		TACKLES									
Date	Opponent	P/S	UT	A	TT	S-Yds.	I-Yds.	PD	FF	FR	
Sep 12	at Washington	S	7	0	7	1-10	0-0	0	0	0	
Sep 19	vs. Chicago	S	3	4	7	0-0	0-0	1	0	0	
Sep 26	at Houston*	S	6	2	8	3-16	0-0	0	0	0	
Oct 10	vs. Tennessee	S	5	4	9	2-3	0-0	0	0	0	
Oct 17	at Minnesota	S	7	2	9	1-12	0-0	0	0	0	
Oct 25	vs. N.Y. Giants	S	4	2	6	1-9	0-0	0	1	1	
Oct 31	vs. Jacksonville	S	0	7	7	0-0	0-0	0	0	0	
Nov 7	at Green Bay	S	2	4	6	0-0	0-0	0	0	0	
Nov 14	at N.Y. Giants*	S	7	3	10	0-0	0-0	0	0	0	
Nov 21	vs. Detroit*	S	2	4	6	0.5-5	0-0	0	0	0	
Nov 25	vs. New Orleans	S	4	0	4	1-7	0-0	0	0	0	
Dec 5	at Indianapolis*	S	2	2	4	0-0	0-0	0	0	0	
Dec 12	vs. Philadelphia*	S	1	3	4	0-0	0-0	0	0	0	
Dec 19	vs. Washington*	S	6	0	6	2-11	0-0	0	1	0	
Dec 25	at Arizona	S	3	3	6	1-5	0-0	0	0	0	
Jan 2	at Philadelphia*	S	5	4	9	3-27	0-0	0	0	1	
Regular Season Totals			16/16	64	44	108	15.5-105	0-0	1	2	2

2011 DALLAS (8-8)		TACKLES									
Date	Opponent	P/S	UT	A	TT	S-Yds.	I-Yds.	PD	FF	FR	
Sep 11	at N.Y. Jets	S	3	1	4	2-11	0-0	0	0	0	
Sep 18	at San Francisco*	S	3	3	6	2-15	0-0	0	0	0	
Sep 26	vs. Washington*	S	3	1	4	1-1	0-0	0	0	0	
Oct 2	vs. Detroit*	S	2	1	3	0-0	0-0	0	0	0	
Oct 16	at New England	S	4	1	5	2-11	0-0	0	0	0	
Oct 23	vs. St. Louis*	S	3	0	3	1-8	0-0	2	1	0	
Oct 30	at Philadelphia	S	10	1	11	4-23	0-0	0	1	0	
Nov 6	vs. Seattle*	S	3	1	4	0-0	0-0	0	0	0	
Nov 13	vs. Buffalo*	S	2	1	3	1-10	0-0	1	0	0	
Nov 20	at Washington*	S	2	1	3	1-5	0-0	0	0	0	
Nov 24	vs. Miami*	S	1	1	2	0-0	0-0	0	0	0	
Dec 4	at Arizona	S	3	0	3	1-10	0-0	0	0	0	
Dec 11	vs. N.Y. Giants	S	2	2	4	0-0	0-0	0	0	0	
Dec 17	at Tampa Bay*	S	3	0	3	1-6	0-0	0	0	0	
Dec 24	vs. Philadelphia	S	4	0	4	2-12	0-0	0	0	0	
Jan 1	at N.Y. Giants	S	3	2	5	1.5-13	0-0	0	0	0	
Regular Season Totals			16/16	51	16	67	19.5-125	0-0	3	2	0

2012 DALLAS (8-8)		TACKLES									
Date	Opponent	P/S	UT	A	TT	S-Yds.	I-Yds.	PD	FF	FR	
Sep 5	at N.Y. Giants*	S	6	0	6	2-21	0-0	0	0	0	
Sep 16	at Seattle	S	8	5	13	0-0	0-0	0	0	0	
Sep 23	vs. Tampa Bay*	S	5	2	7	2-19	0-0	0	2	0	
Oct 1	vs. Chicago	S	3	0	3	1-2	0-0	0	1	0	
Oct 14	at Baltimore	S	1	0	1	1-4	0-0	0	0	0	
Oct 21	at Carolina*	S	8	5	13	0.5-3	0-0	0	0	0	
Oct 28	vs. N.Y. Giants	S	3	0	3	1-2	0-0	0	0	0	
Nov 4	at Atlanta	S	3	1	4	1.5-2	0-0	0	1	0	
Nov 11	at Philadelphia*	S	2	2	4	0.5-3	0-0	0	0	0	
Nov 18	vs. Cleveland*	S	2	1	3	0.5-4	0-0	0	0	0	
Nov 22	vs. Washington	S	1	1	2	0-0	0-0	0	0	0	
Dec 2	vs. Philadelphia*	S	1	4	5	0-0	0-0	0	0	0	
Dec 9	at Cincinnati*	S	3	1	4	1-3	0-0	0	0	0	
Dec 16	vs. Pittsburgh*	S	1	1	2	0.5-1	0-0	0	0	0	
Dec 23	vs. New Orleans	S	1	0	1	0-0	0-0	0	1	0	
Dec 30	at Washington	S	0	1	1	0-0	0-0	0	0	0	
Regular Season Totals			16/16	48	24	72	11.5-64	0-0	0	5	0

2013 DALLAS (8-8)		TACKLES									
Date	Opponent	P/S	UT	A	TT	S-Yds.	I-Yds.	PD	FF	FR	
Sep 8	vs. N.Y. Giants*	S	0	0	0	0-0	0-0	1	0	0	
Sep 15	at Kansas City	S	2	0	2	2-12	0-0	0	0	0	
Sep 22	vs. St. Louis*	S	2	1	3	2-12	0-0	0	0	0	
Sep 29	at San Diego	S	1	0	1	0-0	0-0	0	0	0	
Oct 6	vs. Denver	S	4	2	6	0-0	0-0	0	0	0	
Oct 13	vs. Washington	S	2	1	3	0-0	0-0	0	0	0	
Games 7-9					INACTIVE						
Nov 10	at New Orleans	S	1	2	3	1-9	0-0	1	0	0	
Nov 24	at N.Y. Jets*	S	1	1	2	0-0	0-0	0	0	0	
Nov 28	vs. Oakland*	S	2	1	3	0-0	0-0	0	0	0	
Dec 9	at Chicago	S	1	2	3	1-7	0-0	0	0	0	
Dec 15	vs. Green Bay	S	2	0	2	0-0	0-0	0	0	0	
Dec 22	at Washington*	S	4	1	5	0-0	0-0	0	0	0	
Dec 29	vs. Philadelphia	S	2	1	3	0-0	0-0	0	0	0	
Regular Season Totals			13/13	24	12	36	6-40	1-0	2	0	1



KAYVON WEBSTER

36

CORNERBACK



5-11 • 198 • 2ND YR. • SOUTH FLORIDA

BORN: Feb. 1, 1991, in Opa-Locka, Fla.

HIGH SCHOOL: Monsignor Pace High School, Opa-Locka, Fla.

ACQUIRED: Draft #3 (90th overall), 2013

NFL YEAR: 2nd • YEAR WITH BRONCOS: 2nd

NFL GAMES PLAYED/STARTED: 14/2 • POSTSEASON GP/GS: 3/0

WEBSTER AT A GLANCE:

- A second-year cornerback who appeared in 14 regular-season games (2 starts) as a rookie in 2013, totaling 38 tackles (34 solo), one interception (10 yds.), nine passes defended and one forced fumble.
- Saw action in 49-of-50 possible games (32 starts) during his career at the University of South Florida and totaled 190 tackles (136 solo), two sacks (39 yds.), three interceptions (34 yds.), 18 passes defended, four forced fumbles and two fumble recoveries.
- Earned first-team All-Big East Conference recognition following his senior season in which he led the Bulls with a career-high 82 tackles (61 solo) and added forced three fumbles.
- Started all 11 games played as a junior in 2011 and received second-team All-Big East honors after contributing two interceptions and nine passes defended for South Florida.
- Clockted at 4.34 seconds in the 40-yard dash as one of the most physically gifted players in the 2013 draft class.
- Selected by the Broncos in the third round (90th overall) of the 2013 NFL Draft.

CAREER TRANSACTIONS: Signed by Denver as a draft choice 6/13/13.



2013: Selected by the Broncos in the third round (90th overall) of the 2013 NFL Draft, Webster played 14 games (2 starts) as a rookie, finishing eighth on the team with 38 tackles to go along with one interception (10 yds.), nine passes defended and one forced fumble... Added two tackles on special teams... Appeared in all three postseason contests for Denver... Made a pair of special-teams stops in Denver's Week 2 win at NYG (9/15)... Made his first NFL start at Dal. (10/6) and forced a fumble that was recovered by safety Duke Ihenacho... Intercepted his first NFL pass and returned it 10 yards vs. Jac. (10/13)... Established a career high with five tackles at S.D. (11/10).

COLLEGE: Webster played 49-of-50 possible games (32 starts) at the University of South Florida, totaling 190 career tackles (136 solo), two sacks (39 yds.), three interceptions (34 yds.), 18 passes defended, four forced fumbles and two fumble recoveries... Opened 11-of-12 games as a senior and was named a first-team All-Big East Conference selection after becoming the league's only cornerback to lead his team in tackles (82)... Started all 11 games played for the Bulls as a junior and was a second-team all-conference pick after tallying 49 tackles (36 solo), two interceptions (0 yds.), nine passes defended, one forced fumble and one fumble recovery.

PERSONAL: Webster was a two-time All-Dade County selection in football as a two-way player for Monsignor Pace High School in Opa-Locka, Fla.... Caught 30 passes for 500 yards (16.7 avg.) and eight touchdowns on offense in addition to 65 tackles, four sacks, seven forced fumbles and 10 fumble recoveries on defense as a senior... Graduated from South Florida with a degree in health science... Kayvon Webster was born on Feb. 1, 1991, in Opa-Locka, Fla.

WEBSTER'S REGULAR SEASON RECORD

Year	Club	G	S	UT	A	TT	S-Yds.	I-Yds.	PD	FF	FR	TD-Int.	TD-FR	S	Pts.
2013	Denver	14	2	34	4	38	0-0	1-10	9	1	0	0	0	0	0
CAREER TOTALS		14	2	34	4	38	0-0	1-10	9	1	0	0	0	0	0

ADDITIONAL STATISTICS: Special teams tackles — 2013 (2), TOTAL (2).

WEBSTER'S POSTSEASON RECORD

Year	Club	G	S	UT	A	TT	S-Yds.	I-Yds.	PD	FF	FR	TD-Int.	TD-FR	S	Pts.
2013	Denver	3	0	0	0	0	0-0	0-0	0	0	0	0	0	0	0
CAREER TOTALS		3	0	0	0	0	0-0	0-0	0	0	0	0	0	0	0

WEBSTER'S SINGLE GAME HIGHS

(Postseason in parentheses)

Tackles — 5, three times, last vs. San Diego, 12/12/13 (none). **Interceptions** — 1 vs. Jacksonville, 10/13/13 (none). **Interception return yards** — 10 vs. Jacksonville, 10/13/13 (none). **Passes Defended** — 1, nine times, last vs. San Diego, 12/12/13 (none).

KAYVON WEBSTER'S CAREER GAME-BY-GAME

(Victories asterisked)

2013 DENVER (13-3)		TACKLES									
Date	Opponent	P/S	UT	A	TT	S-Yds.	I-Yds.	PD	FF	FR	
Sep 5	vs. Baltimore*	P	1	0	1	0-0	0-0	1	0	0	
Sep 15	at N.Y. Giants*	P	0	0	0	0-0	0-0	0	0	0	
Sep 23	vs. Oakland*	P	1	0	1	0-0	0-0	1	0	0	
Sep 29	vs. Philadelphia*	P	0	0	0	0-0	0-0	0	0	0	
Oct 6	at Dallas*	S	3	0	3	0-0	0-0	0	1	0	
Oct 13	vs. Jacksonville*	P	2	1	3	0-0	1-10	1	0	0	
Oct 20	at Indianapolis	P	2	1	3	0-0	0-0	1	0	0	
Oct 27	vs. Washington*	P	2	0	2	0-0	0-0	0	0	0	
Nov 10	at San Diego*	P	4	1	5	0-0	0-0	1	0	0	
Nov 17	vs. Kansas City*	P	3	0	3	0-0	0-0	1	0	0	
Nov 24	at New England	P	5	0	5	0-0	0-0	1	0	0	
Dec 1	at Kansas City*	P	3	0	3	0-0	0-0	0	0	0	
Dec 8	vs. Tennessee*	S	3	1	4	0-0	0-0	1	0	0	
Dec 12	vs. San Diego	P	5	0	5	0-0	0-0	1	0	0	
Dec 22	at Houston*										
Dec 29	at Oakland*										
Regular Season Totals			14/2	34	4	38	0-0	1-10	9	1	0
Jan 12	vs. San Diego*†	P	0	0	0	0-0	0-0	0	0	0	
Jan 19	vs. New England*‡	P	0	0	0	0-0	0-0	0	0	0	
Feb 2	vs. Seattle§	P	0	0	0	0-0	0-0	0	0	0	
Postseason Totals			3/0	0	0	0	0-0	0-0	0	0	0

†AFC Divisional Playoff Game; ‡AFC Championship Game; §Super Bowl XLVIII



WES WELKER

83

WIDE RECEIVER

5-9 • 185 • 11TH YR. • TEXAS TECH

BORN: May 1, 1981, in Oklahoma City

HIGH SCHOOL: Heritage Hall High School, Oklahoma City

ACQUIRED: Unrestricted Free Agent (New England), 2013

NFL YEAR: 11th • **YEAR WITH BRONCOS:** 2nd

NFL GAMES PLAYED/STARTED: 153/94 • **POSTSEASON GP/GS:** 12/11



WELKER AT A GLANCE:

- An 11th-year wide receiver who enters his second season with Denver in 2013 tied for the most 100-catch campaigns (5) in NFL history while producing the second-most 10-catch games (18) in league annals.
- Selected to the Pro Bowl in five of the last six years, earning All-Pro honors from the Associated Press in four of those seasons.
- Owns the second-most career receptions (841) by an undrafted player, trailing only Broncos Ring of Fame wide receiver Rod Smith (849).
- Totaled a career-best 10 receiving touchdowns in his first year with the Broncos in 2013, including at least one in Denver's first six games to set a league record for a player with a new team.
- Tied for the fourth-most receptions (87) in NFL postseason history with his 7.3 catches per game in the playoffs tops among all players with at least four games played.
- Totaled the most receptions (672) in Patriots history from 2007-12 to represent the most productive six-season stretch in NFL history.
- Recorded two of the top eight single-season reception totals in league history, including a personal-best 123 catches in 2009 to tie for second on the NFL's all-time single-season list.
- Tied for the second-most receptions (11) in Super Bowl history (T-1st at the time) in New England's S.B. XLII loss vs. the New York Giants (2/3/08).
- Started 86-of-102 combined games for New England after seeing action in 47 contests (3 starts) for San Diego (2004) and Miami (2004-05) to begin his career.
- Earned AFC Special Teams Player of the Week honors during his rookie season at New England (10/10/04) after becoming the first individual in league history to record a punt return, a kickoff return, a field goal, an extra point and a kickoff in the same game.

83's TROPHY CASE

Pro Bowls (5)	2008-12
All-Pro (First Team) (2)	2009, '11
All-Pro (Second Team) (2)	2007-08

WELKER AMONG MOST ACCOMPLISHED UNDRAFTED PLAYERS

MOST RECEPTIONS BY AN UNDRAFTED PLAYER, NFL HISTORY

Player	Years	Rec.	Yds.	Avg.	TDs
1. Rod Smith, Den.	1996-2006	849	11,389	13.4	68
2. Wes Welker, S.D./Mia./N.E./Den.	2006-Pres.	841	9,358	11.1	48
3. Antonio Gates, S.D.	2003-Pres.	719	9,193	12.8	87
4. Gary Clark, Was./Ari./Mia.	1985-95	699	10,856	15.5	65
5. Wayne Chrebet, NYJ	1995-2005	580	7,365	12.7	41

- Set Texas Tech University records with 259 receptions and 3,069 yards during his collegiate career, receiving first-team All-Big 12 Conference accolades during three of his four seasons with the Red Raiders.
- Graduated college as the NCAA career record-holder for punt return yards (1,761) and punt return scores (8).
- Joined the Broncos as an unrestricted free agent (New England) on March 15, 2013.
- Entered the NFL with San Diego as a college free agent on April 30, 2004.

CAREER TRANSACTIONS: Signed by San Diego as a college free agent 4/30/04; Waived by San Diego 9/15/04; Signed by Miami 9/21/04; Traded to New England 3/5/07; Placed on injured reserve 1/6/10; Signed by Denver as an unrestricted free agent 3/15/13.



2013: Welker started all 13 regular-season games played in his first season for the Broncos in 2013, catching 73 passes for 778 yards (10.7 avg.) with a career-high 10 touchdowns... Opened all three postseason contests for Denver and totaled 18 receptions for 160 yards (8.9 avg.) with one score... Caught a game-high nine passes for 67 yards (7.4 avg.) and a pair of touchdowns in his Broncos debut vs. Bal. (9/5)... Became the only player in the NFL to catch touchdown passes in the first five games of the season with his 2-yard scoring catch in the third quarter at Dal. (10/6)... Became the first player in NFL history to catch a touchdown pass in his first six games with a new team after collecting a 20-yard touchdown reception in the first quarter vs. Jac. (10/13)... Set a career high with his 10th touchdown catch of the season vs. Ten. (12/8)... Caught his first postseason touchdown as a Bronco, finishing with six receptions for 38 yards (6.3 avg.) in Denver's AFC Divisional Playoff Game vs. S.D. (1/12).

2012: Welker earned his fifth consecutive Pro Bowl selection after starting 12-of-16 regular-season games and totaling 118 receptions for 1,354 yards (11.5 avg.) with six touchdowns... Added three kickoff returns for 33 yards (11.0 avg.) and 25 punt returns for 243 yards (9.7 avg.)... Opened both postseason contests and caught 16 passes for 248 yards (15.5 avg.) with one touchdown to go along with five punt returns for 56 yards (11.2 avg.)... Totaled his 557th catch as a Patriot vs. Ari. (9/16) to pass Troy Brown as the franchise's career leader in receptions... Topped the 100-catch mark with his five-catch, 56-yard outing vs. S.F. (12/16) to become the first player in NFL history with five seasons totaling 100 or more receptions... Set a career postseason high with 131 yards on eight catches (16.4 avg.) in New England's AFC Divisional Playoff Game vs. Hou. (1/13).

2011: Welker played all 16 regular-season games (15 starts) and totaled a career-high 1,569 receiving yards and nine touchdowns while leading the NFL in receptions (122)... Contributed eight punt returns for 82 yards (10.3 avg.)... Earned his fourth career Pro Bowl honor and received first-team All-Pro recognition from the Associated Press... Joined Cris Carter as the only players in NFL history with two career 120-catch seasons... Started all three playoff games and registered 19 receptions for 168 yards (8.8 avg.) with one touchdown... Tied for the longest play from scrimmage in NFL history with his 99-yard touchdown reception from quarterback Tom Brady in the fourth quarter at Mia. (9/12)... Caught a career-best 16 passes for 217 yards—setting franchise records in both categories—at Buf. (9/25)... Recorded his 500th catch as a Patriot at NYJ (11/13) in his 70th game with the organization to become the fastest player to record 500 receptions with one team... Caught seven passes for 60 yards (8.6 avg.) and added two rushes for 21 yards (10.5 avg.) in Super Bowl XLVI vs. NYG. (2/5).

2010: Welker earned his third career Pro Bowl honor and was the team's recipient of the Ed Block Courage Award after returning from a knee injury in the 2009 finale and starting 11-of 15 regular-season games for New England... Totaled 86 catches for 848 yards (9.9 avg.) with seven touchdowns in addition to five punt returns for 36 yards (7.2 avg.)... Converted an extra point attempt and handled a kickoff at Cle. (11/7), filling in for injured kicker Stephen Gostkowski... Recorded seven catches for 57 yards (8.1 avg.) in New England's AFC Divisional Playoff Game vs. NYJ (1/16).

2009: Welker totaled a career-high 123 receptions (T-2nd in NFL single-season history) for 1,348 yards (11.0 avg.) and four touchdowns to earn first-team All-Pro honors from the Associated Press as well as his second Pro

WELKER'S RECORD TOUCHDOWN STREAK

MOST CONSECUTIVE GAMES SCORING A RECEIVING TOUCHDOWN WITH A NEW TEAM, NFL HISTORY

Player	Year	No.
1. Wes Welker, Den.	2013	6
2. Charlie Brown, Was.	1982	5
3. Several tied	-	4

WELKER'S UNPRECEDENTED SIX-SEASON STRETCH

MOST RECEIVING YARDS IN A SIX-SEASON SPAN, NFL HISTORY

Player	Years	Rec.	Yds.	Avg.	TDs
1. Wes Welker, N.E.	2007-12	672	7,459	11.1	37
2. Marvin Harrison, Ind.	1999-2004	649	8,707	13.4	77
3. Marvin Harrison, Ind.	1998-2003	622	8,370	13.5	69
4. Wes Welker, Mia./N.E.	2006-11	621	6,792	10.9	32
5. Marvin Harrison, Ind.	2000-05	616	8,190	13.3	77

Bowl selection... Returned 27 punts for 338 yards to rank first in the AFC and second in the NFL with a 12.5-yard average... Added two kickoff returns for 45 yards (22.5 avg.)... Recorded 12 catches for 93 yards (7.8 avg.) in the Patriots' season opener vs. Buf. (9/14) before missing the next two games due to injury... Injured his knee in New England's final regular-season game at Hou. (1/3) and missed the entire postseason after being placed on injured reserve on Jan. 6.

2008: Welker earned his first career Pro Bowl selection after opening 14-of-16 regular-season games for the Patriots and catching 111 passes for 1,165 yards (10.5 avg.) with three touchdowns... Added 24 punt returns for 237 yards (9.9 avg.) and one kickoff return for 26 yards... Received second-team All-Pro recognition from the Associated Press... Set an NFL record by catching at least six passes in each of the first 11 games of a season.

2007: Welker started 13-of-16 regular-season games in his first year with the Patriots, catching a franchise-record 112 passes for 1,175 yards (10.5 avg.) with eight touchdowns to go a long with 25 punt returns for 249 yards (10.0 avg.) and seven kickoff returns for 176 yards (25.1 avg.)... Named to the Associated Press All-Pro second team... Opened all three postseason games and totaled 27 receptions for 213 yards (7.9 avg.) with two touchdowns... Topped the 1,000-yard mark for the first time in his career vs. NYJ (12/16)... Led the team in catches (11) and yards (122) at NYG (12/29) while breaking Troy Brown's franchise single-season record of 101 receptions... Tied for the most catches (11) in Super Bowl history while adding 103 receiving yards in the Patriots' S.B. XLII loss vs. NYG (2/3).

2006: Welker played all 16 games (2 starts) and led the Dolphins with 67 receptions while placing second on the team with 687 receiving yards (10.3 avg.)... Returned 41 punts for 378 yards (9.2 avg.) and 48 kickoffs for 1,064 yards (22.2 avg.).

2005: Welker saw action in all 16 games (1 start) for the first time in his career and caught 29 passes for 434 yards (15.0 avg.)... Added 43 punt returns for 390 yards (9.1 avg.) and 61 kickoff returns for 1,379 yards (22.6 avg.)... Made the first start of his career vs. Oak. (11/27), catching one pass for 16 yards and returning five kickoffs for 141 yards (28.2 avg.).

2004: Welker, who entered the NFL with San Diego as a college free agent on April 30, played one game for the Chargers before being waived and signing with Miami for the rest of the season... Made his NFL debut and returned four kickoffs for 102 yards (25.5 avg.) at Hou. (9/12) in his only game with San Diego before being waived on Sept. 15... Signed by the Dolphins on Sept. 21 and played 14 more games for Miami totaling 43 punt returns for 464 yards (10.8 avg.) and 57 kickoff returns for 1,313 yards (23.0 avg.), including a 95-yard touchdown... Pressed into service as an emergency kicker at N.E. (10/10) when Olindo Mare injured his calf in pre-game warm ups and was named AFC Special Teams Player of the Week after converting a 29-yard field goal and an extra point attempt as well as handling the team's kickoff duties... Posted a career-long 71-yard punt return on *Monday Night Football* vs. N.E. (12/20)... Recorded a 95-yard kickoff return for a touchdown in Miami's season finale vs. Bal. (1/2) to become the first Dolphins player in 15 years to return a kickoff for a score.

COLLEGE: Welker appeared in 50 career games as a four-year letterman for Texas Tech University, finishing with a school-record 259 receptions for 3,069 yards (11.8 avg.) and 21 touchdowns to go along with 559 rushing yards and a touchdown on 79 attempts (7.1 avg.) and 152 punt returns for 1,761 yards (11.6 avg.) and eight scores... Received first-team All-Big 12 Conference accolades in three of his four seasons (2000, 2002-02) and left school as the NCAA career record-holder for punt return yards and punt return scores.

PERSONAL: Welker attended Heritage Hall High School in Oklahoma City, where he played running back and defensive back... Accumulated 3,235 rushing yards and 2,551 receiving yards during his prep career while totaling 90 total touchdowns... Named Oklahoma Player of the Year by several media outlets following his senior season... Established the "83 Foundation" to provide underprivileged children an opportunity to play football in his hometown of Oklahoma City... Named the winner of the Dolphins' Nat Moore Community Service Award in 2005... Graduated from Texas Tech with a degree in management... Wesley Welker was born on May 1, 1981, in Oklahoma City.

WELKER TIED FOR FOURTH IN PLAYOFF RECEPTIONS

MOST RECEPTIONS, NFL POSTSEASON HISTORY

Player	No.
1. Jerry Rice, S.F./Oak./Sea.	151
2. Reggie Wayne, Ind.	92
3. Hines Ward, Pit.	88
4. Wes Welker, N.E./Den.	87
Michael Irvin, Dal.	87

WELKER HITS THE CENTURY MARK

MOST SEASONS WITH 100+ REC., NFL HISTORY

Player	No.	Yrs.
1. Wes Welker, S.D./Mia./N.E./Den.	5	2007-09, '11-12
2. Marvin Harrison, Ind.	4	1999-2002
Andre Johnson, Hou.	4	2006, '08-09, '12
Brandon Marshall, Den./Mia./Chi.	4	2007-09, '12
Jerry Rice, S.F./Oak./Sea.	4	1990, '94-96
Reggie Wayne, Ind.	4	2007, '09-10, '12
7. Herman Moore, Det./NYG	3	1995-97

MOST RECEPTIONS, SINGLE SEASON, NFL HISTORY

Player	Year	Rec.	Yds.	TDs
1. Marvin Harrison, Ind.	2002	143	1,722	11
2. Wes Welker, N.E.	2009	123	1,348	4
Herman Moore, Det.	1995	123	1,686	14
4. Wes Welker, N.E.	2011	122	1,569	9
Calvin Johnson, Det.	2012	122	1,964	5
Jerry Rice, S.F.	1995	122	1,848	15
Cris Carter, Min.	1995	122	1,371	17
Cris Carter, Min.	1994	122	1,256	7

WELKER'S REGULAR SEASON RECORD

Year	Club	G	S	RECEIVING				KICKOFF RETURNS				PUNT RETURNS							
				No.	Yds.	Avg.	LG	TD	No.	Yds.	Avg.	LG	TD	No.	FC	Yds.	Avg.	LG	TD
2004	S.D./Mia.	15	0	0	0	0.0	—	0	61	1,415	23.2	95t	1	43	12	464	10.8	71	0
2005	Miami	16	1	29	434	15.0	47	0	61	1,379	22.6	46	0	43	23	390	9.1	47	0
2006	Miami	16	2	67	687	10.3	38	1	48	1,064	22.2	46	0	41	29	378	9.2	47	0
2007	New England	16	13	112	1,175	10.5	42	8	7	176	25.1	33	0	25	7	249	10.0	35	0
2008	New England	16	14	111	1,165	10.5	64	3	1	26	26.0	26	0	24	6	237	9.9	44	0
2009	New England	14	13	123	1,348	11.0	58	4	2	45	22.5	27	0	27	16	338	12.5	69	0
2010	New England	15	11	86	848	9.9	35	7	0	0	0.0	—	0	5	7	36	7.2	22	0
2011	New England	16	15	122	1,569	12.9	99t	9	0	0	0.0	—	0	8	6	82	10.3	25	0
2012	New England	16	12	118	1,354	11.5	59	6	3	33	11.0	17	0	25	7	243	9.7	31	0
2013	Denver	13	13	73	778	10.7	33	10	0	0	0.0	—	0	10	2	70	7.0	27	0
CAREER TOTALS	153	94	841	9,358	11.1	99t	48	183	4,138	22.6	95t	1	251	115	2,487	9.9	71	0	0

ADDITIONAL STATISTICS: Rushing — 2005 (1 for 5 yds., 5.0 avg., 5 LG), 2007 (4 for 34 yds., 8.5 avg., 27 LG), 2008 (3 for 26 yds., 8.7 avg., 19 LG), 2009 (5 for 36 yds., 7.2 avg., 11 LG), 2011 (4 for 30 yds., 7.5 avg., 19 LG), 2012 (2 for 20 yds., 10.0 avg., 11 LG), TOTAL (19 for 151 yds., 7.9 avg., 27 LG). Special teams tackles — 2004 (7), 2012 (1), 2013 (1), TOTAL (9). Fumble recoveries — 2004 (2), 2006 (1), TOTALS (3). Field goals — 2004 (29-yd. FG, 10/10/04), TOTAL (1-1, 29 LG). PATS — 2004 (1-1, 10/10/04), 2010 (1-1, 11/7/10), TOTAL (2-2). Kickoffs — 2004 (3 for 158 yds., 52.7 avg.), 2010 (1 for 45 yds.), TOTAL (4 for 203 yds., 50.8 avg.).

WELKER'S POSTSEASON RECORD

Year	Club	G	S	RECEIVING				KICKOFF RETURNS				PUNT RETURNS							
				No.	Yds.	Avg.	LG	TD	No.	Yds.	Avg.	LG	TD	No.	FC	Yds.	Avg.	LG	TD
2007	New England	3	3	27	213	7.9	19	2	0	0	0.0	—	0	2	2	29	14.5	15	0
2009	New England								INJURED RESERVE										
2010	New England	1	0	7	57	8.1	13	0	0	0	0.0	—	0	1	1	0	0.0	—	0
2011	New England	3	3	19	168	8.8	19	1	0	0	0.0	—	0	1	2	0	0.0	0	0
2012	New England	2	2	16	248	15.5	47	1	0	0	0.0	—	0	5	2	56	11.2	28	0
2013	Denver	3	3	18	160	8.9	22	1	0	0	0.0	—	0	0	0	0	0.0	—	0
CAREER TOTALS	12	11	87	846	9.7	47	5	0	0	0.0	—	0	8	7	85	10.6	28	0	0

ADDITIONAL STATISTICS: Rushing — 2007 (1 for 13 yds., 13.0 avg., 13 LG), 2011 (2 for 21 yds., 10.5 avg., 11 LG), TOTAL (3 for 34 yds., 11.3 avg., 13 LG). Two-point conversions — 2013 (1), TOTAL (1).

WELKER'S SINGLE-GAME HIGHS

(Postseason in parentheses)

Receptions — 16 at Buffalo, 9/25/11 (11 vs. N.Y. Giants, 2/3/08). **Receiving yards** — 217 at Buffalo, 9/25/11 (131 vs. Houston, 1/13/13). **Longest reception** — 99t at Miami, 9/12/11 (47 vs. Houston, 1/13/13). **Receiving touchdowns** — 2, 10 times, last vs. Philadelphia, 9/29/13 (1, five times, last vs. San Diego, 1/12/14). **Receiving yards in one quarter** — 106 (4th) at Miami, 9/12/11 (90 (2nd) vs. Houston, 1/13/13). **Receiving yards in one half** — 139 (1st) vs. N.Y. Jets, 11/22/09 (120 (1st) vs. Houston, 1/13/13). **Rushes** — 2, twice, last at New Orleans, 11/30/09 (2 vs. N.Y. Giants, 2/5/12). **Rushing yards** — 27 at Cincinnati, 10/1/07 (21 vs. N.Y. Giants, 2/5/12). **Longest rush** — 27 at Cincinnati, 10/1/07 (13 vs. Jacksonville, 1/12/08). **Rushing touchdowns** — None (none). **Punt returns** — 6 vs. Buffalo, 12/5/04 (4, vs. Baltimore, 1/20/13). **Punt return yards** — 117 at Indianapolis, 11/15/09 (56 vs. Baltimore, 1/20/13). **Longest punt return** — 71 vs. New England, 12/20/04 (28 vs. Baltimore, 1/20/13). **Punt return touchdowns** — None (none). **Kick returns** — 7, twice, last vs. Kansas City, 10/21/05 (none). **Kick return yards** — 210 at Baltimore, 1/2/05 (none). **Longest kick return** — 95t at Baltimore, 1/2/05 (none). **Kick return touchdowns** — 1 at Baltimore, 1/2/05 (none).

BRONCOS IN THE AMERICAN BOWL

The Broncos have participated in the American Bowl seven times in their history and own a 3-4 record in those preseason contests. Denver played in the American Bowl in 1987 (London, England), 1990 (Tokyo, Japan), 1992 (Berlin, Germany), 1994 (Barcelona, Spain), 1995 (Tokyo, Japan), 1997 (Mexico City, Mexico) and 1999 (Sydney, Australia).

WELKER'S 100-YARD RECEIVING GAMES (31: INCLUDES 3 POSTSEASON)

**denotes win (Welker's teams are 23-8, including postseason, when he records 100 or more yards receiving in a game.)*

Date	Opponent	No.	Yds.	Avg.	LG	TD
10/14/07	at Dallas*	11	124	11.3	35t	2
10/21/07	at Miami*	9	138	15.3	36	2
11/25/07	vs. Philadelphia*	13	149	11.5	42	0
12/29/07	at N.Y. Giants*	11	122	11.1	28	0
2/3/08	vs. N.Y. Giants [^]	11	103	9.4	19	0
11/9/08	vs. Buffalo*	9	107	11.9	27	0
11/13/08	vs. N.Y. Jets	7	108	15.4	29	0
11/23/08	at Miami*	8	120	15.0	64	0
12/7/08	at Seattle*	12	134	11.2	25	0
10/18/09	vs. Tennessee*	10	150	15.0	48	2
10/25/09	at Tampa Bay*	10	107	10.7	16	1
11/22/09	vs. N.Y. Jets*	15	192	12.8	43	0
12/6/09	at Miami	10	167	16.7	58	0
12/13/09	vs. Carolina*	10	105	10.5	23	0
12/27/09	vs. Jacksonville*	13	138	10.6	29	0
12/12/10	at Chicago*	8	115	14.4	24	0
9/12/11	at Miami*	8	160	20.0	99t	2
9/25/11	at Buffalo	16	217	13.6	33	2
10/2/11	at Oakland*	9	158	17.6	32	1
10/9/11	vs. N.Y. Jets*	5	124	24.8	73	0
11/6/11	vs. N.Y. Giants	9	136	15.1	28	0
11/27/11	at Philadelphia*	8	115	14.4	41t	2
12/4/11	vs. Indianapolis*	11	110	10.0	18	0
12/24/11	vs. Miami*	12	138	11.5	42	0
9/23/12	at Baltimore	8	142	17.8	59	0
9/30/12	at Buffalo*	9	129	14.3	26	0
10/7/12	vs. Denver*	13	104	8.0	15	1
10/14/12	at Seattle	10	138	13.8	46t	1
12/2/12	at Miami*	12	103	8.6	14	1
1/13/2013	vs. Houston* [^]	8	131	16.4	47	0
1/20/2013	vs. Baltimore [^]	8	117	14.6	36	1

[^]Playoff Game

WES WELKER'S CAREER GAME-BY-GAME

(Victories asterisked)

2004 S.D. (12-4) / MIA. (4-12)		RECEIVING							KICK RETURNS							PUNT RETURNS						
Date	Opponent	P/S	No.	Yds.	Avg.	LG	TD	No.	Yds.	Avg.	LG	TD	No.	FC	Yds.	Avg.	LG	TD				
Sep 12	at Houston*	P	0	0	0.0	—	0	4	102	25.5	33	0	0	0	0	0.0	—	0				
WAIVED BY SAN DIEGO ON SEPT. 15 / SIGNED BY MIAMI ON SEPT. 21																						
Sep 26	vs. Pittsburgh	P	0	0	0.0	—	0	3	66	22.0	26	0	2	0	20	10.0	10	0				
Oct 3	vs. N.Y. Jets	P	0	0	0.0	—	0	4	90	22.5	35	0	1	1	8	8.0	8	0				
Oct 10	at New England	P	0	0	0.0	—	0	5	101	20.2	27	0	5	0	41	8.2	21	0				
Oct 17	at Buffalo	P	0	0	0.0	—	0	4	80	20.0	22	0	1	0	5	5.0	5	0				
Oct 24	vs. St. Louis*	P	0	0	0.0	—	0	3	40	13.3	16	0	4	0	31	7.8	20	0				
Nov 1	at N.Y. Jets	P	0	0	0.0	—	0	6	117	19.5	27	0	2	2	9	4.5	6	0				
Nov 7	vs. Arizona	P	0	0	0.0	—	0	2	45	22.5	25	0	4	0	33	8.3	20	0				
Nov 21	at Seattle	P	0	0	0.0	—	0	4	91	22.8	32	0	3	2	33	11.0	23	0				
Nov 28	at San Francisco*	P	0	0	0.0	—	0	2	31	15.5	22	0	5	2	72	14.4	35	0				
Dec 5	vs. Buffalo	P	0	0	0.0	—	0	6	158	26.3	34	0	6	0	51	8.5	13	0				
Dec 12	at Denver	P	0	0	0.0	—	0	4	97	24.3	27	0	2	1	9	4.5	7	0				
Dec 20	vs. New England*	P	0	0	0.0	—	0	5	139	27.8	31	0	2	2	87	43.5	71	0				
Dec 26	vs. Cleveland*	P	0	0	0.0	—	0	2	48	24.0	26	0	3	0	37	12.3	17	0				
Jan 2	at Baltimore	P	0	0	0.0	—	0	7	210	30.0	95t	1	3	2	28	9.3	16	0				
Regular Season Totals		15/0	0	0	0.0	—	0	61	1,415	23.2	95t	1	43	12	464	10.8	71	0				
2005 MIAMI (9-7)		RECEIVING							KICK RETURNS							PUNT RETURNS						
Date	Opponent	P/S	No.	Yds.	Avg.	LG	TD	No.	Yds.	Avg.	LG	TD	No.	FC	Yds.	Avg.	LG	TD				
Sep 11	vs. Denver*	P	4	60	15.0	26	0	2	51	25.5	28	0	4	0	64	16.0	20	0				
Sep 18	at N.Y. Jets	P	2	21	10.5	15	0	4	73	18.3	22	0	5	2	26	5.2	23	0				
Sep 25	vs. Carolina*	P	0	0	0.0	—	0	4	80	20.0	27	0	1	2	4	4.0	4	0				
Oct 9	at Buffalo	P	2	24	12.0	16	0	4	93	23.3	27	0	5	1	33	6.6	15	0				
Oct 16	at Tampa Bay	P	3	97	32.3	41	0	6	130	21.7	27	0	4	2	70	17.5	38	0				
Oct 21	vs. Kansas City	P	2	41	20.5	34	0	7	162	23.1	26	0	2	2	55	27.5	47	0				
Oct 30	at New Orleans*	P	3	17	5.7	8	0	4	67	16.8	23	0	1	2	11	11.0	11	0				
Nov 6	vs. Atlanta	P	1	6	6.0	6	0	3	56	18.7	22	0	1	0	0	0.0	0	0				
Nov 13	vs. New England	P	2	61	30.5	47	0	4	112	28.0	46	0	3	2	13	4.3	7	0				
Nov 20	at Cleveland	P	2	12	6.0	7	0	4	79	19.8	28	0	2	0	23	11.5	13	0				
Nov 27	at Oakland*	S	1	16	16.0	16	0	5	141	28.2	41	0	0	2	0	0.0	—	0				
Dec 4	vs. Buffalo*	P	4	40	10.0	17	0	4	74	18.5	23	0	5	1	14	2.8	10	0				
Dec 11	at San Diego*	P	0	0	0.0	—	0	3	90	30.0	43	0	0	3	0	0.0	—	0				
Dec 18	vs. N.Y. Jets*	P	1	19	19.0	19	0	4	105	26.3	43	0	3	0	31	10.3	18	0				
Dec 24	vs. Tennessee*	P	0	0	0.0	—	0	0	0	0.0	—	0	5	2	28	5.6	14	0				
Jan 1	at New England*	P	2	20	10.0	11	0	3	66	22.0	23	0	2	2	18	9.0	10	0				
Regular Season Totals		16/1	29	434	15.0	47	0	61	1,379	22.6	46	0	43	23	390	9.1	47	0				

2006 MIAMI (6-10)			RECEIVING				KICK RETURNS				PUNT RETURNS								
Date	Opponent	P/S	No.	Yds.	Avg.	LG	TD	No.	Yds.	Avg.	LG	TD	No.	FC	Yds.	Avg.	LG	TD	
Sep 7	at Pittsburgh	P	4	67	16.8	31	0	3	74	24.7	30	0	3	1	79	26.3	47	0	
Sep 17	vs. Buffalo	P	5	41	8.2	20	0	4	101	25.3	39	0	1	1	7	7.0	7	0	
Sep 24	vs. Tennessee*	P	5	59	11.8	19	0	2	42	21.0	23	0	2	2	2	1.0	10	0	
Oct 1	at Houston	P	4	55	13.8	29	0	4	53	26.5	28	0	1	2	11	11.0	11	0	
Oct 8	at New England	P	9	77	8.6	25	0	2	103	25.8	28	0	2	3	18	9.0	12	0	
Oct 15	at N.Y. Jets	P	6	56	9.3	25	0	5	69	13.8	16	0	4	1	31	7.8	12	0	
Oct 22	vs. Green Bay	P	6	38	6.3	11	0	4	77	19.3	33	0	3	1	23	7.7	9	0	
Nov 5	at Chicago*	P	2	14	7.0	8	1	4	70	17.5	22	0	2	1	13	6.5	10	0	
Nov 12	vs. Kansas City*	P	3	46	15.3	30	0	3	67	22.3	24	0	4	2	56	14.0	17	0	
Nov 19	vs. Minnesota*	S	4	59	14.8	36	0	2	46	23.0	33	0	2	3	20	10.0	11	0	
Nov 23	at Detroit*	P	5	42	8.4	14	0	3	85	28.3	45	0	5	0	30	6.0	9	0	
Dec 3	vs. Jacksonville	P	5	44	8.8	13	0	2	26	13.0	26	0	1	1	2	2.0	2	0	
Dec 10	vs. New England*	P	1	-1	-1.0	-1	0	0	0	0.0	—	0	4	3	36	9.0	14	0	
Dec 17	at Buffalo	P	4	56	14.0	38	0	3	61	20.3	32	0	2	3	11	5.5	12	0	
Dec 25	vs. N.Y. Jets	S	1	11	11.0	11	0	4	83	20.8	27	0	3	3	31	10.3	16	0	
Dec 31	at Indianapolis	P	3	23	7.7	11	0	3	107	35.7	46	0	2	2	8	4.0	8	0	
Regular Season Totals			16/2	67	687	10.3	38	1	48	1,064	22.2	46	0	41	29	378	9.2	47	0

2007 NEW ENGLAND (16-0)			RECEIVING				KICK RETURNS				PUNT RETURNS								
Date	Opponent	P/S	No.	Yds.	Avg.	LG	TD	No.	Yds.	Avg.	LG	TD	No.	FC	Yds.	Avg.	LG	TD	
Sep 9	at N.Y. Jets*	P	6	61	10.2	13	1	0	0	0.0	—	0	2	0	6	3.0	6	0	
Sep 16	vs. San Diego*	S	8	91	11.4	34	0	0	0	0.0	—	0	2	0	13	6.5	13	0	
Sep 23	vs. Buffalo*	P	6	69	11.5	26	0	0	0	0.0	—	0	3	0	72	24.0	29	0	
Oct 1	at Cincinnati*	S	3	22	7.3	11	0	0	0	0.0	—	0	2	1	16	8.0	9	0	
Oct 7	vs. Cleveland*	S	4	19	4.8	7	0	2	51	25.5	33	0	2	0	19	9.5	12	0	
Oct 14	at Dallas*	S	11	124	11.3	35†	2	2	55	27.5	30	0	3	1	37	12.3	18	0	
Oct 21	at Miami*	S	9	138	15.3	36	2	1	25	25.0	25	0	3	0	9	3.0	8	0	
Oct 28	vs. Washington*	S	9	89	9.9	19	1	0	0	0.0	—	0	0	1	0	0.0	—	0	
Nov 4	at Indianapolis*	S	5	38	7.6	12	1	1	26	26.0	26	0	3	0	60	20.0	35	0	
Nov 18	at Buffalo*	S	7	78	11.1	24	0	0	0	0.0	—	0	1	1	4	4.0	4	0	
Nov 25	vs. Philadelphia*	S	13	149	11.5	42	0	0	0	0.0	—	0	0	0	0	0.0	—	0	
Dec 3	at Baltimore*	S	3	18	6.0	7	0	0	0	0.0	—	0	1	1	1	1.0	1	0	
Dec 9	vs. Pittsburgh*	S	9	78	8.7	22	1	0	0	0.0	—	0	1	0	2	2.0	2	0	
Dec 16	vs. N.Y. Jets*	S	3	30	10.0	16	0	0	0	0.0	—	0	0	1	0	0.0	—	0	
Dec 23	vs. Miami*	S	5	49	9.8	20	0	0	0	0.0	—	0	0	1	0	0.0	—	0	
Dec 29	at N.Y. Giants*	P	11	122	11.1	28	0	1	19	19.0	19	0	2	0	10	5.0	8	0	
Regular Season Totals			16/13	112	1,175	10.5	42	8	7	176	25.1	33	0	25	7	249	10.0	35	0
Jan 12	vs. Jacksonville*†	S	9	54	6.0	9	1	0	0	0.0	—	0	1	0	14	14.0	14	0	
Jan 20	vs. San Diego*‡	S	7	56	8.0	12	1	0	0	0.0	—	0	0	1	0	0.0	—	0	
Feb 3	vs. N.Y. Giants§	S	11	103	9.4	19	0	0	0	0.0	—	0	1	1	15	15.0	15	0	
Postseason Totals			3/3	27	213	7.9	19	2	0	0	0.0	—	0	2	2	29	14.5	15	0

†AFC Divisional Playoff Game; ‡AFC Championship Game; §Super Bowl XLII

2008 NEW ENGLAND (11-5)			RECEIVING				KICK RETURNS				PUNT RETURNS								
Date	Opponent	P/S	No.	Yds.	Avg.	LG	TD	No.	Yds.	Avg.	LG	TD	No.	FC	Yds.	Avg.	LG	TD	
Sep 7	vs. Kansas City*	S	6	51	8.5	13	0	0	0	0.0	—	0	0	0	0	0.0	—	0	
Sep 14	at N.Y. Jets*	S	7	72	10.3	26	0	0	0	0.0	—	0	0	0	0	0.0	—	0	
Sep 21	vs. Miami	S	6	55	9.2	21	0	0	0	0.0	—	0	0	0	0	0.0	—	0	
Oct 5	at San Francisco*	S	8	73	9.1	20	0	0	0	0.0	—	0	0	0	0	0.0	—	0	
Oct 12	at San Diego	S	9	73	8.1	15	0	0	0	0.0	—	0	0	0	0	0.0	—	0	
Oct 20	vs. Denver*	S	6	63	10.5	27	1	0	0	0.0	—	0	3	0	63	21.0	44	0	
Oct 26	vs. St. Louis*	S	7	79	11.3	20	0	1	26	26.0	26	0	3	1	30	10.0	13	0	
Nov 2	at Indianapolis	S	7	37	5.3	10	0	0	0	0.0	—	0	2	0	24	12.0	15	0	
Nov 9	vs. Buffalo*	S	9	107	11.9	27	0	0	0	0.0	—	0	1	0	10	10.0	10	0	
Nov 13	vs. N.Y. Jets	S	7	108	15.4	29	0	0	0	0.0	—	0	3	1	14	4.7	10	0	
Nov 23	at Miami*	S	8	120	15.0	64	0	0	0	0.0	—	0	2	1	20	10.0	12	0	
Nov 30	vs. Pittsburgh	S	4	30	7.5	12	0	0	0	0.0	—	0	2	1	0	0.0	—	0	
Dec 7	at Seattle*	S	12	134	11.2	25	0	0	0	0.0	—	0	3	1	20	6.7	10	0	
Dec 14	at Oakland*	S	6	69	11.5	30	1	0	0	0.0	—	0	0	0	0	0.0	—	0	
Dec 21	vs. Arizona*	P	7	68	9.7	20	1	0	0	0.0	—	0	5	1	56	11.2	28	0	
Dec 28	at Buffalo*	P	2	26	13.0	14	0	0	0	0.0	—	0	0	0	0	0.0	—	0	
Regular Season Totals			16/14	111	1,165	10.5	64	3	1	26	26.0	26	0	24	6	237	9.9	44	0

2009 NEW ENGLAND (10-6)			RECEIVING				KICK RETURNS				PUNT RETURNS								
Date	Opponent	P/S	No.	Yds.	Avg.	LG	TD	No.	Yds.	Avg.	LG	TD	No.	FC	Yds.	Avg.	LG	TD	
Sep 14	vs. Buffalo*		12	93	7.8	14	0	0	0	0.0	—	0	2	0	21	10.5	11	0	
Sep 20	at N.Y. Jets																		
Sep 27	vs. Atlanta*																		
Oct 4	vs. Baltimore*	S	6	48	8.0	15	0	0	0	0.0	—	0	0	0	0	0.0	—	0	
Oct 11	at Denver	S	8	86	10.8	17	1	0	0	0.0	—	0	0	0	0	0.0	—	0	
Oct 18	vs. Tennessee*	S	10	150	15.0	48	2	0	0	0.0	—	0	1	0	0	0.0	—	0	
Oct 25	at Tampa Bay*	S	10	107	10.7	16	1	0	0	0.0	—	0	4	5	53	13.3	24	0	
Nov 8	vs. Miami*	S	9	84	9.3	14	0	0	0	0.0	—	0	1	3	5	5.0	5	0	
Nov 15	at Indianapolis	S	9	94	10.4	15	0	0	0	0.0	—	0	5	1	117	23.4	69	0	
Nov 22	vs. N.Y. Jets*	S	15	192	12.8	43	0	0	0	0.0	—	0	2	2	-1	-0.5	0	0	
Nov 30	at New Orleans	S	6	32	5.3	10	0	0	0	0.0	—	0	1	2	41	41.0	41	0	
Dec 6	at Miami	S	10	167	16.7	58	0	1	27	27.0	27	0	3	1	29	9.7	12	0	
Dec 13	vs. Carolina*	S	10	105	10.5	23	0	0	0	0.0	—	0	5	1	47	9.4	17	0	
Dec 20	at Buffalo*	S	4	40	10.0	14	0	1	18	18.0	18	0	2	1	17	8.5	11	0	
Dec 27	vs. Jacksonville*	S	13	138	10.6	29	0	0	0	0.0	—	0	1	0	9	9.0	9	0	
Jan 3	at Houston	S	1	12	12.0	12	0	0	0	0.0	—	0	0	0	0	0.0	—	0	
Regular Season Totals			14/13	123	1,348	11.0	58	4	2	45	22.5	27	0	27	16	338	12.5	69	0
Jan 10	vs. Baltimore [§]																		
			PLACED ON INJURED RESERVE ON JAN. 6																

Postseason Totals 0/0 0 0 0.0 — 0 0 0 0.0 — 0 0 0 0 0.0 — 0
[§]AFC Wild Card Game

2010 NEW ENGLAND (14-2)			RECEIVING				KICK RETURNS				PUNT RETURNS								
Date	Opponent	P/S	No.	Yds.	Avg.	LG	TD	No.	Yds.	Avg.	LG	TD	No.	FC	Yds.	Avg.	LG	TD	
Sep 12	vs. Cincinnati*	S	8	64	8.0	12	2	0	0	0.0	—	0	0	0	0	0.0	—	0	
Sep 19	at N.Y. Jets	S	6	38	6.3	11	1	0	0	0.0	—	0	0	0	0	0.0	—	0	
Sep 26	vs. Buffalo*	S	4	45	11.3	27	0	0	0	0.0	—	0	0	0	0	0.0	—	0	
Oct 4	at Miami*	P	8	70	8.8	17	0	0	0	0.0	—	0	1	0	0	0.0	—	0	
Oct 17	vs. Baltimore*	S	7	53	7.6	21	0	0	0	0.0	—	0	3	2	27	9.0	22	0	
Oct 24	at San Diego*	S	4	25	6.3	12	0	0	0	0.0	—	0	0	0	0	0.0	—	0	
Oct 31	vs. Minnesota*	S	3	24	8.0	12	0	0	0	0.0	—	0	0	2	0	0.0	—	0	
Nov 7	at Cleveland	S	4	36	9.0	11	0	0	0	0.0	—	0	0	2	0	0.0	—	0	
Nov 14	at Pittsburgh*	P	8	89	11.1	26	0	0	0	0.0	—	0	0	0	0	0.0	—	0	
Nov 21	vs. Indianapolis*	S	5	58	11.6	22†	1	0	0	0.0	—	0	1	0	9	9.0	9	0	
Nov 25	at Detroit*	P	8	90	11.3	19	2	0	0	0.0	—	0	0	0	0	0.0	—	0	
Dec 6	vs. N.Y. Jets*	S	7	80	11.4	18†	1	0	0	0.0	—	0	0	0	0	0.0	—	0	
Dec 12	at Chicago*	S	8	115	14.4	24	0	0	0	0.0	—	0	0	0	0	0.0	—	0	
Dec 19	vs. Green Bay*	S	3	42	14.0	35	0	0	0	0.0	—	0	0	1	0	0.0	—	0	
Dec 26	at Buffalo*	P	3	19	6.3	9	0	0	0	0.0	—	0	0	0	0	0.0	—	0	
Jan 2	vs. Miami*																		
			INACTIVE																
Regular Season Totals			16/13	86	848	9.9	35	7	0	0	0.0	—	0	5	7	36	7.2	22	0
Jan 16	vs. N.Y. Jets†	P	7	57	8.1	13	0	0	0	0.0	—	0	0	1	0	0.0	—	0	
Postseason Totals			1/0	7	57	8.1	13	0	0	0	0.0	—	0	0	1	0	0.0	—	0

[†]AFC Divisional Playoff Game

2011 NEW ENGLAND (13-3)			RECEIVING				KICK RETURNS				PUNT RETURNS								
Date	Opponent	P/S	No.	Yds.	Avg.	LG	TD	No.	Yds.	Avg.	LG	TD	No.	FC	Yds.	Avg.	LG	TD	
Sep 12	at Miami*	S	8	160	20.0	99†	2	0	0	0.0	—	0	0	0	0	0.0	—	0	
Sep 18	vs. San Diego*	S	7	81	11.6	17	0	0	0	0.0	—	0	0	0	0	0.0	—	0	
Sep 25	at Buffalo	S	16	217	13.6	33	2	0	0	0.0	—	0	0	0	0	0.0	—	0	
Oct 2	at Oakland*	S	9	158	17.6	32	1	0	0	0.0	—	0	0	0	0	0.0	—	0	
Oct 9	vs. N.Y. Jets*	S	5	124	24.8	73	0	0	0	0.0	—	0	4	1	54	13.5	25	0	
Oct 16	vs. Dallas*	P	6	45	7.5	13	1	0	0	0.0	—	0	3	0	27	9.0	12	0	
Oct 30	at Pittsburgh	S	6	39	6.5	10	0	0	0	0.0	—	0	1	0	1	1.0	1	0	
Nov 6	vs. N.Y. Giants	S	9	136	15.1	28	0	0	0	0.0	—	0	0	0	0	0.0	—	0	
Nov 13	at N.Y. Jets*	S	6	46	7.7	14	0	0	0	0.0	—	0	0	0	0	0.0	—	0	
Nov 21	vs. Kansas City*	S	2	22	11.0	16	0	0	0	0.0	—	0	0	2	0	0.0	—	0	
Nov 27	at Philadelphia*	S	8	115	14.4	41†	2	0	0	0.0	—	0	0	1	0	0.0	—	0	
Dec 4	vs. Indianapolis*	S	11	110	10.0	18	0	0	0	0.0	—	0	0	0	0	0.0	—	0	
Dec 11	at Washington*	S	7	86	12.3	24†	1	0	0	0.0	—	0	0	1	0	0.0	—	0	
Dec 18	at Denver*	S	4	41	10.3	19	0	0	0	0.0	—	0	0	0	0	0.0	—	0	
Dec 24	vs. Miami*	S	12	138	11.5	42	0	0	0	0.0	—	0	0	0	0	0.0	—	0	
Jan 1	vs. Buffalo*	S	6	51	8.5	15	0	0	0	0.0	—	0	0	1	0	0.0	—	0	
Regular Season Totals			16/15	122	1,569	12.9	99†	9	0	0	0.0	—	0	8	6	82	10.3	25	0
Jan 14	vs. Denver**†	S	6	55	9.2	17	1	0	0	0.0	—	0	0	1	0	0.0	—	0	
Jan 22	vs. Baltimore* [#]	S	6	53	8.8	14	0	0	0	0.0	—	0	1	0	0	0.0	—	0	
Feb 5	vs. N.Y. Giants [§]	S	7	60	8.6	19	0	0	0	0.0	—	0	0	1	0	0.0	—	0	
Postseason Totals			3/3	19	168	8.8	19	1	0	0	0.0	—	0	1	2	0	0.0	0	0

[†]AFC Divisional Playoff Game; [#]AFC Championship Game; [§]Super Bowl XLVI

2012 NEW ENGLAND (12-4)			RECEIVING				KICK RETURNS				PUNT RETURNS								
Date	Opponent	P/S	No.	Yds.	Avg.	LG	TD	No.	Yds.	Avg.	LG	TD	No.	FC	Yds.	Avg.	LG	TD	
Sep 9	at Tennessee*	S	3	14	4.7	8	0	0	0	0.0	—	0	0	0	0	0.0	—	0	
Sep 16	vs. Arizona	P	5	95	19.0	36	0	0	0	0.0	—	0	0	1	0	0.0	—	0	
Sep 23	at Baltimore	P	8	142	17.8	59	0	0	0	0.0	—	0	0	0	0	0.0	—	0	
Sep 30	at Buffalo*	P	9	129	14.3	26	0	0	0	0.0	—	0	1	2	14	14.0	14	0	
Oct 7	vs. Denver*	S	13	104	8.0	15	1	0	0	0.0	—	0	1	0	5	5.0	5	0	
Oct 14	at Seattle	S	10	138	13.8	46†	1	0	0	0.0	—	0	4	0	68	17.0	27	0	
Oct 21	vs. N.Y. Jets*	S	6	66	11.0	21	0	1	17	17.0	17	0	2	0	21	10.5	14	0	
Oct 28	at St. Louis*	S	6	48	8.0	11	0	0	0	0.0	—	0	0	0	0	0.0	—	0	
Nov 11	vs. Buffalo*	S	6	74	12.3	23	0	0	0	0.0	—	0	0	0	0	0.0	—	0	
Nov 18	vs. Indianapolis*	S	7	80	11.4	18	0	0	0	0.0	—	0	0	0	0	0.0	—	0	
Nov 22	at N.Y. Jets*	S	7	71	10.1	28	1	1	9	9.0	9	0	1	1	0	0.0	0	0	
Dec 2	at Miami*	S	12	103	8.6	14	1	0	0	0.0	—	0	0	0	0	0.0	—	0	
Dec 10	vs. Houston*	S	3	52	17.3	25	0	1	7	7.0	7	0	4	2	50	12.5	31	0	
Dec 16	vs. San Francisco	S	5	56	11.2	15	0	0	0	0.0	—	0	5	0	13	2.6	11	0	
Dec 23	at Jacksonville*	P	10	88	8.8	25	1	0	0	0.0	—	0	3	1	42	14.0	16	0	
Dec 30	vs. Miami*	S	8	94	11.8	23	1	0	0	0.0	—	0	4	0	30	7.5	13	0	
Regular Season Totals			16/12	118	1,354	11.5	59	6	3	33	11.0	17	0	25	7	243	9.7	31	0
Jan 13	vs. Houston*†	S	8	131	16.4	47	0	0	0	0.0	—	0	1	1	0	0.0	0	0	
Jan 20	vs. Baltimore#	S	8	117	14.6	36	1	0	0	0.0	—	0	4	1	56	14.0	28	0	
Postseason Totals			2/2	16	248	15.5	47	1	0	0	0.0	—	0	5	2	56	11.2	28	0

†AFC Divisional Playoff Game; #AFC Championship Game

2013 DENVER (13-3)			RECEIVING				KICK RETURNS				PUNT RETURNS								
Date	Opponent	P/S	No.	Yds.	Avg.	LG	TD	No.	Yds.	Avg.	LG	TD	No.	FC	Yds.	Avg.	LG	TD	
Sep 5	vs. Baltimore*	S	9	67	7.4	15	2	0	0	0.0	—	0	2	1	27	13.5	27	0	
Sep 15	at N.Y. Giants*	S	3	39	13.0	20	1	0	0	0.0	—	0	0	0	0	0.0	—	0	
Sep 23	vs. Oakland*	S	7	84	12.0	32	1	0	0	0.0	—	0	0	0	0	0.0	—	0	
Sep 29	vs. Philadelphia*	S	7	76	10.9	33	2	0	0	0.0	—	0	0	0	0	0.0	—	0	
Oct 6	at Dallas*	S	5	49	9.8	16	1	0	0	0.0	—	0	0	0	0	0.0	—	0	
Oct 13	vs. Jacksonville*	S	6	63	10.5	26	1	0	0	0.0	—	0	0	0	0	0.0	—	0	
Oct 20	at Indianapolis	S	7	96	13.7	25	0	0	0	0.0	—	0	0	0	0	0.0	—	0	
Oct 27	vs. Washington*	S	6	81	13.5	24	1	0	0	0.0	—	0	0	0	0	0.0	—	0	
Nov 10	at San Diego*	S	3	21	7.0	11	0	0	0	0.0	—	0	0	0	0	0.0	—	0	
Nov 17	vs. Kansas City*	S	8	72	9.0	20	0	0	0	0.0	—	0	0	0	0	0.0	—	0	
Nov 24	at New England*	S	4	31	7.8	17	0	0	0	0.0	—	0	2	0	13	6.5	12	0	
Dec 1	at Kansas City*	S	3	38	12.7	20	0	0	0	0.0	—	0	3	1	5	1.7	5	0	
Dec 8	vs. Tennessee*	S	5	61	12.2	30	1	0	0	0.0	—	0	3	0	25	8.3	10	0	
Dec 12	vs. San Diego																		
Dec 22	at Houston*																		
Dec 29	at Oakland*																		
Regular Season Totals			13/13	73	778	10.7	33	10	0	0	0.0	—	0	10	2	70	7.0	27	0
Jan 12	vs. San Diego*†	S	6	38	6.3	8	1	0	0	0.0	—	0	0	0	0	0.0	—	0	
Jan 19	vs. New England*#	S	4	38	9.5	16	0	0	0	0.0	—	0	0	0	0	0.0	—	0	
Feb 2	Seattle*	S	8	84	10.5	22	0	0	0	0.0	—	0	0	0	0	0.0	—	0	
Postseason Totals			3/3	18	160	8.9	22	1	0	0	0.0	—	0	0	0	0	0.0	—	0

†AFC Divisional Playoff Game; #AFC Championship Game; \$Super Bowl XLVIII



SYLVESTER WILLIAMS 92

DEFENSIVE TACKLE

6-2 • 313 • 2ND YR. • NORTH CAROLINA

BORN: Nov. 21, 1988, in Jefferson City, Mo.

HIGH SCHOOL: Jefferson City High School, Jefferson City, Mo.

ACQUIRED: Draft #1 (28th overall), 2013

NFL YEAR: 2nd • YEAR WITH BRONCOS: 2nd

NFL GAMES PLAYED/STARTED: 13/4 • POSTSEASON GP/GS: 3/3



WILLIAMS AT A GLANCE:

- A second-year defensive tackle who played 13 regular-season games (4 starts) during his rookie campaign in 2013 and totaled 19 tackles (12 solo), two sacks (8 yds.) and one fumble recovery.
- Started the final four games of the regular season in addition to all three playoff contests for Denver in 2013.
- Opened all 45 games played during his collegiate career at the University of North Carolina (2011-12) and Coffeyville Community College (2009-10).
- Recognized as a first-team All-America and All-Atlantic Coast Conference selection following his senior campaign for the Tar Heels in which his six sacks tied for the league lead among defensive tackles.

- Started all 20 contests at Coffeyville C.C., working his way up from a walk-on in 2009 to a first-team All-Kansas Jayhawk Community College Conference pick in 2010.
- Worked the night shift at Modine Manufacturing Company making radiator parts for large trucks before enrolling in college and pursuing a career in football.
- Selected by the Broncos in the first round (28th overall) of the 2013 NFL Draft.

CAREER TRANSACTIONS: Signed by Denver as a draft choice 7/25/13.



2013: Selected by the Broncos in the first round (28th overall) of the 2013 NFL Draft, Williams played 13 games (4 starts) as a rookie, totaling 19 tackles (12 solo), two sacks (8 yds.), five tackles for a loss and one fumble recovery... Contributed two special teams tackles during the regular season... Started all three playoff games for Denver and recorded three tackles (2 solo)... Posted one solo tackle for a loss in his NFL debut vs. Bal. (9/5)... Made his first NFL start vs. Ten. (12/8)... Registered his first career sack and tallied a career-best five tackles vs. S.D. (12/12)... Led the Broncos with three tackles for a loss at Hou. (12/22)... Recovered his first career fumble at Oak. (12/29).

COLLEGE: Williams started all 45 games played during his collegiate career at the University of North Carolina (2011-12) and Coffeyville Community College (2009-10), totaling 184 tackles (84 solo), 15.5 sacks (89 yds.), one interception (0 yds.), five passes defended, two forced fumbles and four blocked kicks... Named a first-team All-America and All-Atlantic Coast Conference selection following his senior campaign for the Tar Heels in which his six sacks tied for the league lead among defensive tackles... Started all 13 games in his first season at North Carolina in 2011 and was the recipient of the team's Jeffrey Cowell Memorial Award given to the outstanding first-year player for the defense... Opened all 20 contests at Coffeyville C.C., working his way up from a walk-on in 2009 to a first-team All-Kansas Jayhawk Community College Conference pick in 2010.

PERSONAL: Williams played just one season of prep football at Jefferson City (Mo.) High School, making the team as a 310-pound senior and helping the school to a final ranking of No. 12 in the state and a Freeland Football League title... Graduated from North Carolina with a degree in communications... Worked the night shift at Modine Manufacturing Company making radiator parts for large trucks before enrolling in college and pursuing a career in football... Sylvester Williams was born on Nov. 21, 1988, in Jefferson City, Mo.

WILLIAMS' REGULAR SEASON RECORD

Year	Club	G	S	UT	A	TT	S-Yds.	I-Yds.	PD	FF	FR	TD-Int.	TD-FR	S	Pts.
2013	Denver	13	4	12	7	19	2-8	0-0	0	0	1	0	0	0	0
CAREER TOTALS		13	4	12	7	19	2-8	0-0	0	0	1	0	0	0	0

ADDITIONAL STATISTICS: Special teams tackles — 2013 (2), TOTAL (2).

WILLIAMS' 2ND-SEASON RECORD

Year	Club	G	S	UT	A	TT	S-Yds.	I-Yds.	PD	FF	FR	TD-Int.	TD-FR	S	Pts.
2013	Denver	3	3	2	1	3	0-0	0-0	0	0	0	0	0	0	0
CAREER TOTALS		3	3	2	1	3	0-0	0-0	0	0	0	0	0	0	0

WILLIAMS' SINGLE-GAME HIGHS

(Postseason in parentheses)

Tackles — 5, twice, last at Houston, 12/22/13 (2 vs. Seattle, 2/2/14). **Sacks** — 1, twice, last at Houston, 12/22/13 (none). **Sack yards** — 8 at Houston, 12/22/13 (none).

SYLVESTER WILLIAMS' CAREER GAME-BY-GAME

(Victories asterisked)

2013 DENVER (13-3)		TACKLES														
Date	Opponent	P/S	UT	A	TT	S-Yds.	I-Yds.	PD	FF	FR						
Sep 5	vs. Baltimore*	P	1	0	1	0-0	0-0	0	0	0						
Sep 15	at N.Y. Giants*	P	0	1	1	0-0	0-0	0	0	0						
Sep 23	vs. Oakland*	P	0	0	0	0-0	0-0	0	0	0						
Sep 29	vs. Philadelphia*		INACTIVE													
Oct 6	at Dallas*	P	0	0	0	0-0	0-0	0	0	0						
Oct 13	vs. Jacksonville*	P	1	0	1	0-0	0-0	0	0	0						
Oct 20	at Indianapolis*	P	0	2	2	0-0	0-0	0	0	0						
Oct 27	vs. Washington*		INACTIVE													
Nov 10	at San Diego*		INACTIVE													
Nov 17	vs. Kansas City*	P	0	0	0	0-0	0-0	0	0	0						
Nov 24	at New England*	P	0	1	1	0-0	0-0	0	0	0						
Dec 1	at Kansas City*	P	1	0	1	0-0	0-0	0	0	0						
Dec 8	vs. Tennessee*	S	0	0	0	0-0	0-0	0	0	0						
Dec 12	vs. San Diego	S	3	2	5	1-0	0-0	0	0	0						
Dec 22	at Houston*	S	5	0	5	1-8	0-0	0	0	0						
Dec 29	at Oakland*	S	1	1	2	0-0	0-0	0	0	1						
Regular Season Totals		13/4	12	7	19	2-8	0-0	0	0	1						
Jan 12	vs. San Diego [†]	S	0	1	1	0-0	0-0	0	0	0						
Jan 19	vs. New England [#]	S	0	0	0	0-0	0-0	0	0	0						
Feb 2	vs. Seattle [§]	S	2	0	2	0-0	0-0	0	0	0						
Postseason Totals		3/3	2	1	3	0-0	0-0	0	0	0						

[†]AFC Divisional Playoff Game; [#]AFC Championship Game; [§]Super Bowl XLVIII

**DEREK WOLFE****95****DEFENSIVE END****6-5 • 285 • 3RD YR. • CINCINNATI****BORN:** Feb. 24, 1990, in Lisbon, Ohio**HIGH SCHOOL:** Beaver Local High School, Lisbon, Ohio**ACQUIRED:** Draft #2a (36th overall), 2012**NFL YEAR:** 3rd • **YEAR WITH BRONCOS:** 3rd**NFL GAMES PLAYED/STARTED:** 27/27 • **POSTSEASON GP/GS:** 1/1**WOLFE AT A GLANCE:**

- A third-year defensive lineman who started all 27 regular-season games played during his first two NFL seasons, totaling 56 tackles (37 solo), 10 sacks (75 yds.) two passes defended and one fumble recovery.
- Opened all 16 contests in 2012 to join Barney Chavous (1973) as the only Broncos defensive linemen in team history to start every game as a rookie.
- Finished fourth on the team with six sacks (41 yds.) during his rookie campaign while participating in the seventh-most defensive snaps (903) on the club.
- Started his final 38 games at the University of Cincinnati, finishing fourth on the Bearcats' all-time list with 19.5 career sacks.
- Named Big East Conference co-Defensive Player of the Year and earned second-team All-America honors as a senior in 2011 after recording 9.5 sacks on the season and ranking first among Football Subdivision defensive tackles with 21.5 tackles for a loss.
- Recognized as the All-American Strength and Conditioning Athlete of the Year by the National Strength and Conditioning Association (NSCA) in April 2011.
- Selected by the Broncos in the second round (36th overall) of the 2012 NFL Draft.

CAREER TRANSACTIONS: Signed by Denver as a draft choice 5/21/12; Placed on injured reserve by Denver 1/14/14.

2013: Wolfe started the first 11 games for Denver, registering 16 tackles (11 solo) and four sacks (34 yds.) before missing six games and eventually being placed on injured reserve due to an illness... Made a pair of tackles behind the line of scrimmage in Denver's Week 1 win vs. Bal. (9/5)... Recovered his first career fumble and sacked quarterback Robert Griffin III vs. Was. (10/27).

2012: Wolfe opened all 16 regular-season games as well as Denver's postseason contest to join Barney Chavous (1973) as the only defensive linemen in Broncos history to start every game as a rookie... Finished third on the team with six sacks (41 yds.) and added 40 tackles (26 solo) while playing 903 defensive snaps... Became just the sixth Broncos rookie to register a sack in the team's season opener as he dropped quarterback Ben Roethlisberger for a 9-yard loss vs. Pit. (9/9)... Sacked quarterback Brady Quinn for a 5-yard loss in the second quarter vs. K.C. (12/30) to mark his third consecutive game with a quarterback takedown... Made three tackles in Denver's AFC Divisional Playoff Game vs. Bal. (1/12).

COLLEGE: Wolfe played 45 career games at the University of Cincinnati, starting his final 38 games and totaling 161 tackles (89 solo), 19.5 sacks (126 yds.), two passes defended, three forced fumbles and three fumble recoveries... Finished fourth on the school's all-time sack list... Named Big East Conference co-Defensive Player of the Year and a second-team All-America selection after totaling 70 tackles (37 solo), 9.5 sacks (66 yds.), two forced fumbles and one fumble recovery as a senior... Ranked fifth in the nation with 21.5 tackles for a loss—a total that represented the fourth-most in school history and the most by a Football Bowl Subdivision defensive tackle in 2011... Recorded 48 tackles (29 solo), four sacks (21 yds.) and one pass defended as a junior to earn second-team all-conference honors from *The NFL Draft Report*... Contributed as a 13-game starter as a sophomore, totaling 41 tackles (21 solo), five sacks (32 yds.), one forced fumble and one fumble recovery... Played seven games at defensive tackle as a true freshman after being recruited to the Bearcats as an offensive tackle.

PERSONAL: Wolfe lettered three times as a defensive end, outside linebacker, tight end and offensive tackle at Beaver Local High School in Lisbon, Ohio, where he finished his prep career with 205 tackles... Collected 78 tackles and seven sacks as a senior in 2007 to earn Division III All-Ohio, All-Ohio Valley Athletic Conference, All-Eastern District and All-Ohio Valley Class AAAA first-team honors... Competed on the school's powerlifting team and qualified for the state finals as a junior and senior... Majored in criminal justice at Cincinnati and was named to the Big East Academic Honor Roll as a senior... Derek J. Wolfe was born on Feb. 24, 1990, in Lisbon, Ohio.

WOLFE MAKES AN IMMEDIATE IMPACT

DEFENSIVE LINEMEN TO START EVERY GAME AS A ROOKIE, BRONCOS HISTORY

Player	Year	GS	TT	UT	AT	Sk
Barney Chavous	1973	14	43	28	15	6.0
Derek Wolfe	2012	16	40	26	14	6.0

WOLFE'S REGULAR SEASON RECORD

Year	Club	G	S	UT	A	TT	S-Yds.	I-Yds.	PD	FF	FR	TD-Int.	TD-FR	S	Pts.
2012	Denver	16	16	26	14	40	6-41	0-0	2	0	0	0	0	0	0
2013	Denver	11	11	11	5	16	4-34	0-0	0	0	1	0	0	0	0
CAREER TOTALS		27	27	37	19	56	10-75	0-0	2	0	1	0	0	0	0

WOLFE'S POSTSEASON RECORD

Year	Club	G	S	UT	A	TT	S-Yds.	I-Yds.	PD	FF	FR	TD-Int.	TD-FR	S	Pts.
2012	Denver	1	1	2	1	3	0-0	0-0	0	0	0	0	0	0	0
CAREER TOTALS		1	1	2	1	3	0-0	0-0	0	0	0	0	0	0	0

WOLFE'S SINGLE-GAME HIGHS

(Postseason in parentheses)

Tackles — 6 at Cincinnati, 11/4/12 (3 vs. Baltimore, 1/12/13). **Sacks** — 1, 10 times, last vs. Kansas City, 11/17/13 (none). **Sack yards** — 14 vs. Kansas City, 11/17/13 (none). **Pass breakups** — 1 vs. Washington, 10/27/13 (none). **Fumble recoveries** — 1, twice, last at Cincinnati, 11/4/12 (none). **Fumble return yards** — 1 vs. Washington, 10/27/13 (none).

DEREK WOLFE'S CAREER GAME-BY-GAME

(Victories asterisked)

2012 DENVER (13-3)		TACKLES													
Date	Opponent	P/S	UT	A	TT	S-Yds.	I-Yds.	PD	FF	FR					
Sep 9	vs. Pittsburgh*	S	3	0	3	1-9	0-0	0	0	0					
Sep 17	at Atlanta	S	0	0	0	0-0	0-0	0	0	0					
Sep 23	vs. Houston	S	1	4	5	0-0	0-0	0	0	0					
Sep 30	vs. Oakland*	S	1	1	2	0-0	0-0	0	0	0					
Oct 7	at New England	S	2	2	4	1-3	0-0	0	0	0					
Oct 15	at San Diego*	S	3	0	3	1-9	0-0	0	0	0					
Oct 28	vs. New Orleans*	S	2	0	2	0-0	0-0	0	0	0					
Nov 4	at Cincinnati*	S	2	4	6	0-0	0-0	1	0	0					
Nov 11	at Carolina*	S	1	0	1	0-0	0-0	0	0	0					
Nov 18	vs. San Diego*	S	0	0	0	0-0	0-0	0	0	0					
Nov 25	at Kansas City*	S	3	0	3	0-0	0-0	0	0	0					
Dec 2	vs. Tampa Bay*	S	2	1	3	0-0	0-0	0	0	0					
Dec 6	at Oakland*	S	0	0	0	0-0	0-0	0	0	0					
Dec 16	at Baltimore*	S	3	1	4	1-12	0-0	0	0	0					
Dec 23	vs. Cleveland*	S	1	1	2	1-3	0-0	0	0	0					
Dec 30	vs. Kansas City*	S	2	0	2	1-5	0-0	1	0	0					
Regular Season Totals		16/16	26	14	40	6-41	0-0	2	0	0					
Jan 12 vs. Baltimore†		S	2	1	3	0-0	0-0	0	0	0					
Postseason Totals		1/1	2	1	3	0-0	0-0	0	0	0					
†AFC Divisional Playoff Game															
2013 DENVER (13-3)		TACKLES													
Date	Opponent	P/S	UT	A	TT	S-Yds.	I-Yds.	PD	FF	FR					
Sep 5	vs. Baltimore*	S	3	1	4	0-0	0-0	0	0	0					
Sep 15	at N.Y. Giants*	S	1	2	3	0-0	0-0	0	0	0					
Sep 23	vs. Oakland*	S	0	0	0	0-0	0-0	0	0	0					
Sep 29	vs. Philadelphia*	S	2	0	2	1-6	0-0	0	0	0					
Oct 6	at Dallas*	S	0	0	0	0-0	0-0	0	0	0					
Oct 13	vs. Jacksonville*	S	1	1	2	0-0	0-0	0	0	0					
Oct 20	at Indianapolis	S	0	0	0	0-0	0-0	0	0	0					
Oct 27	vs. Washington*	S	1	1	2	1-9	0-0	0	0	1					
Nov 10	at San Diego*	S	1	0	1	1-5	0-0	0	0	0					
Nov 17	vs. Kansas City*	S	2	0	2	1-14	0-0	0	0	0					
Nov 24	at New England	S	0	0	0	0-0	0-0	0	0	0					
Games 12-16		INACTIVE													
Regular Season Totals		11/11	11	5	16	4-34	0-0	0	0	1					
Jan 12 vs. San Diego††		INACTIVE													
PLACED ON INJURED RESERVE ON JAN. 14															
Postseason Totals		0/0	0	0	0	0-0	0-0	0	0	0					
†AFC Divisional Playoff Game															

OTHER PLAYERS WITH PRO EXPERIENCE



JOHN BOYETT

20

SAFETY

5-10 • 203 • 1ST YR. • OREGON

BORN: Dec. 20, 1989, in Woodland, Calif.

HIGH SCHOOL: Napa (Calif.) High School

ACQUIRED: Practice Squad Signee, 2013



John Boyett is a first-year safety who joined the Broncos as a practice-squad signee on Nov. 19, 2013... Entered the NFL with Indianapolis as a sixth-round selection (192nd overall) in the 2013 NFL Draft from the University of Oregon... Appeared in 40 games (35 starts) for the Ducks and totaled 278 tackles (182 solo), 10 interceptions and 30 passes defended... Saw action in just one game as a senior in 2012 before suffering a season-ending injury... Earned second-team All-Pacific-12 honors as a junior in 2011 after leading the team with a career-best 108 tackles (67 solo) to go along with one interception and seven passes defended... Recorded 78 tackles (52 solo), five interceptions and 14 passes defended as a sophomore in 2010 to earn second-team All-America recognition from SI.com... Led the Ducks with 90 tackles (62 solo) as a redshirt freshman in 2009 while adding three interceptions and eight passes defended... Attended Napa (Calif.) High School, where he earned first-team all-state honors from CalHiSports.com after passing for 1,827 yards and 19 touchdowns while rushing for 1,527 yards and 20 scores... Majored in sociology at Oregon... John Boyett was born on Dec. 20, 1989.



PAUL CORNICK

71

OFFENSIVE TACKLE

6-6 • 310 • 1ST YR. • NORTH DAKOTA STATE

BORN: March 15, 1989, in Orono, Minn.

HIGH SCHOOL: Orono (Minn.) High School

ACQUIRED: Practice Squad Signee, 2012



Paul Cornick is a first-year offensive tackle who competed on Denver's practice squad from 2012-13 after being signed to the unit on Dec. 10, 2012... Entered the NFL with the N.Y. Jets as a college free agent on July 12, 2012, and spent the first four weeks of his rookie season on the club's practice squad... Helped lead North Dakota State to its first Football Championship Series title as a senior in 2011 and earned consensus first-team All-America honors... Graded out to 96.5 percent at tackle and compiled 102 knockdown blocks while allowing just one sack and no quarterback hurries... Opened all 14 games as a junior in 2010, including a dozen starts at right guard, and garnered second-team All-Missouri Valley Football Conference recognition... Appeared in all 11 games (1 start) as a sophomore in 2009 after seeing action in eight contests during his 2008 redshirt freshman campaign... Played defensive line at Orono (Minn.) High School, where he was an all-conference pick and team Defensive MVP for the 7-4 Spartans as a senior... Collected 141 tackles, 16 sacks and three forced fumbles over his final two prep seasons... His father, Jim Cornick, played college baseball for Army (1970-73)... Paul Cornick was born on March 15, 1989.



BEN GARLAND

63

OFFENSIVE GUARD

6-5 • 308 • 1ST YR. • AIR FORCE

BORN: April 6, 1988, in Grand Junction, Colo.


HIGH SCHOOL: Central High School, Grand Junction, Colo.

ACQUIRED: College Free Agent, 2010



Ben Garland is first-year offensive guard who originally entered the NFL with the Broncos as a college free agent on April 30, 2010... Competed with the Broncos during the 2010 preseason before spending 2010-11 on Denver's reserve/military list while fulfilling his obligations to the Air Force Academy... Competed as a defensive lineman on the club's practice squad in 2012 before making the switch to offensive guard... Totaled 115 tackles (52 solo), 11.5 sacks (66 yds.), three forced fumbles and two blocked kicks in 39 career games (34 starts) for the Air Force Falcons... Opened all 13 contests as a senior and totaled 45 tackles (21 solo) and 4.5 sacks (30 yds.) to earn second-team All-Mountain West Conference honors from the league coaches... Started all 13 games at nose guard as a junior and placed fourth on Air Force with 7.5 tackles for a loss (28 yds.) while adding 39 total stops and four sacks... Played all 13 games (8 starts) as a sophomore and finished second among the team's defensive linemen with 31 tackles (15 solo)... Played four games as a true freshman for the Falcons... Earned first-team all-state

honors in football as a senior at Central High School in Grand Junction, Colo., and played one year of basketball at the school... Sworn into the Colorado Air National Guard on May 31, 2012, where he currently works as a public affairs officer and was promoted to the rank of captain... Served as an element leader in Cadet Squadron 27 at Air Force and majored in systems engineering... Ben Garland was born on April 6, 1988, in Grand Junction, Colo.



JERRELL HARRIS

52

LINEBACKER

6-3 • 242 • 1ST YR. • ALABAMA

BORN: July 8, 1989, in Gadsden, Ala.

HIGH SCHOOL: Gadsden (Ala.) City High School

ACQUIRED: Free Agent, 2014



Jerrell Harris is a first-year linebacker from the University of Alabama who joined the Broncos as a free agent on Jan. 22, 2014... Spent his rookie season in 2012 competing on practice squads with Jacksonville, New England and Oakland after entering the NFL with Atlanta as a college free agent on April 30, 2012... Competed with San Diego in the 2013 preseason before being waived during final roster cutdowns... Played 39 career games (10 starts) for the Crimson Tide and totaled 59 tackles (36 solo) to go along with 4.5 tackles for a loss... Appeared in 13 games (7 starts) as a senior in 2011 and tallied 29 defensive stops (17 solo), including 3.5 tackles for a loss... Started 3-of-10 games as a junior for the nation's fifth-ranked defense and contributed 27 tackles (17 solo)... Saw action in a combined 16 games during his first two collegiate seasons, including 10 contests as a true freshman in 2008... Attended Gadsden (Ala.) City High School, where he registered 145 tackles as a senior to earn Parade All-America recognition... Jerrell Harris was born on July 8, 1989.



WINSTON PAINTER

70

OFFENSIVE TACKLE

6-6 • 309 • 1ST YR. • VIRGINIA TECH

BORN: Oct. 11, 1989, in Norfolk, Va.

HIGH SCHOOL: Maury High School, Norfolk, Va.

ACQUIRED: Draft #6 (173rd overall), 2013



Winston Painter is a first-year offensive lineman from Virginia Tech who spent the majority of his rookie season in 2013 on Denver's practice squad before being elevated to the active roster for the club's final two postseason contests... Entered the NFL with Denver as a sixth-round (173rd overall) selection in the 2013 NFL Draft... Played 32 career games (13 starts) at Virginia Tech as one of the Hokies' most physically-gifted linemen... Opened all 13 games as a senior in 2012—his first year as a starter—and was recognized as an honorable mention All-Atlantic Coast Conference selection by the league's coaches... Competed at right guard during his redshirt freshman season in 2009 after working at defensive tackle during his redshirt season in 2008... Starred as a two-way player at Maury High School in Norfolk, Va., where he was named a first-team Group AAA all-state offensive tackle by the Associated Press in addition to a second-team all-district defensive tackle... Majored in apparel, housing and resource management (residential property management) at Virginia Tech... Winston Eric Painter was born on Oct. 11, 1989, in Norfolk, Va.



GERELL ROBINSON

89


TIGHT END

6-4 • 220 • 1ST YR. • ARIZONA STATE

BORN: Oct. 13, 1989, in Gary, Ind.

HIGH SCHOOL: Hamilton High School, Chandler, Ariz.

ACQUIRED: Free Agent, 2013



Gerrell Robinson is a first-year tight end from Arizona State University who spent the 2013 season on Denver's practice squad making the conversion from wide receiver to tight end... Competed on Arizona's practice squad as a rookie in 2012 after entering the NFL as a college free agent with Denver on April 28, 2012... Finished his collegiate career at Arizona State with 135 career receptions for 2,071 yards (15.3 avg.) and 12 touchdowns in 47 games (25 starts)... Teamed with Broncos quarterback Brock Osweiler as a senior to catch 77 passes for 1,397 yards (18.1 avg.) with seven touchdowns to set career highs... His 1,397 receiving yards marked the second-highest single-season total in school history and the 77 receptions tied him for third most in a single season by a Sun Devil... Saw action in 11 games as a junior (7 starts) and earned the Hard Hat Player Award for his work in the strength and conditioning program... Appeared in 12 games (5 starts) as a sophomore and posted with 26 catches for 261 yards (10.0 avg.)... Selected as a second-team All-USA pick by *USA Today* following his senior year at Hamilton High School in Chandler, Ariz.... Majored in justice studies at ASU... Gerrell Robinson was born on Oct. 13, 1989, in Gary, Ind.

**JERODIS WILLIAMS****33****RUNNING BACK****5-10 • 203 • 1ST YR. • FURMAN****BORN:** March 30, 1991, in Milton, Fla.**HIGH SCHOOL:** Prattville (Ala.) High School**ACQUIRED:** Free Agent, 2014


Jerodis Williams is a first-year running back from Furman University who joined the Broncos as a free agent on Jan. 22, 2014... Entered the NFL with Minnesota as a college free agent on April 30, 2013, and competed with the Vikings during the preseason... Appeared in 44 games (33 starts) at Furman and rushed for 3,097 yards and 29 TDs to finish his career fifth on the school's all-time rushing list... Recognized as a two-time first-team All-Southern Conference performer and a 2012 consensus All-American as a return specialist... Had back-to-back 1,000-yard rushing seasons, totaling 1,170 his senior year and 1,055 his junior year... Named the College Football Performance Awards FCS Kickoff returner of the Year in 2012 after posting 16 returns for 574 yards (35.9 avg.) and two touchdowns... Attended powerhouse Prattville (Ala.) High School, where he was a member of three consecutive state championship teams that combined to post a 43-1 record... Earned a degree in information technology from Furman... Jerodis Cleophus Williams III was born on March 30, 1991, in Milton, Fla.

**GREG WILSON****15****WIDE RECEIVER****6-0 • 185 • 1ST YR. • FORDHAM****BORN:** Sept. 14, 1990, in Danville, Calif.**HIGH SCHOOL:** San Ramon Valley High School, Danville, Calif.**ACQUIRED:** Free Agent, 2014

Greg Wilson is a first-year wide receiver from Fordham University who joined the Broncos as a practice-squad signee on Jan. 22, 2014... Spent two years at Fordham after transferring from Diablo Valley Community College, appearing in all 22 games (17 starts) and totaling 67 receptions for 1,084 yards (16.2 avg.) with eight touchdowns... Started all 11 games as a senior in 2012 and tallied a career-high 41 catches for 545 yards (13.3 avg.) with four scores... Posted 26 receptions for 539 yards (20.7 avg.) with four touchdowns in his first season with the Rams... Received first-team all-state and all-conference recognition at Diablo Valley C.C.... Attended San Ramon Valley High School in Danville, Calif., where he was a first-team All-Eastbay and All-Metro selection as a senior... Greg Wilson was born on Sept. 14, 1990.

**JOHN YOUBOTY****90****DEFENSIVE END****6-4 • 258 • 1ST YR. • TEMPLE****BORN:** Feb. 25, 1990, in Philadelphia**HIGH SCHOOL:** Klein High School, Houston**ACQUIRED:** College Free Agent, 2013

John Youboty is a first-year defensive end from Temple University who is on the club's injured reserve list after receiving that designation on May 19, 2014... Spent his 2013 rookie season on the Broncos' practice squad after entering the NFL with the club as a college free agent on April 30, 2013... Started 18-of-24 career games played for the Owls after beginning his collegiate career at Marshall University... Opened all 11 games at defensive end as a senior in 2012 and earned second-team All-Big East Conference honors after finishing with a team-high five sacks (27 yds.) to go along with 42 tackles (28 solo), one pass defended and one forced fumble... Saw action in all 13 games (7 starts) as a defensive tackle in his first season at Temple in 2011 and contributed 18 tackles (10 solo), one sack (7 yds.), two passes defended and one fumble recovery... Pinched a nerve in the C3 vertebra during 2010 spring drills and missed the season due to injury before transferring to Temple... Appeared in all 13 games for Marshall in 2009 and totaled 13 tackles (4 solo), 2.5 sacks (13 yds.) and two passes defended... Attended Klein High School in Houston, where he collected 77 tackles and nine sacks as a senior to earn third-team all-state honors... Older brother, Ashton Youboty, played cornerback for six seasons in the NFL with Buffalo (2006-10) and Jacksonville (2011) after his collegiate career at Ohio State... Majored in history at Temple... John S. Youboty (pronounced you-BOAT-ee) was born on Feb. 25, 1990, in Philadelphia.





BRADLEY ROBY

29

CORNERBACK

5-11 • 194 • OHIO STATE

BORN: May 1, 1992, in Fort Worth, Texas

HIGH SCHOOL: Peachtree Ridge High School, Suwanee, Ga.

DRAFTED: First Round (31st overall)

COLLEGE GAMES PLAYED/STARTED: 37/37

COLLEGE MAJOR: Communications



ROBY AT A GLANCE:

- A cornerback who started all 37 games played during his career at Ohio State University, totaling eight interceptions and 44 passes defended.
- Contributed five touchdowns during his career, including two from interception returns, two from blocked punts and one from a recovered fumble.
- Named a first-team All-Big Ten Conference selection in 2013 after recording 69 tackles (54 solo), three interceptions (120 yds.) and 16 passes defended for the Buckeyes.
- Led the nation with 19 passes defended as a first-team all-conference selection in 2012 and was the only player in the country to score touchdowns three different ways (INT, FR, BP).
- Received Ohio State's First Year Defensive Player Award after opening all 13 games as a redshirt freshman in 2011 tying for the team lead with three interceptions.
- Excelled as a three-way player (WR, CB, KR) at Peachtree Ridge High School in Suwanee, Ga., where he capped his prep career with All-Gwinnett County honors in 2009.
- Selected by the Broncos in the first round (31st overall) of the 2014 NFL Draft.



2013: Roby started all 12 games for Ohio State and earned first-team All-Big Ten Conference accolades for the second-consecutive season... Posted 69 tackles (54 solo), three interceptions and 16 passes defended while contributing two touchdowns (INT, BP)... Placed fifth on the school's all-time single-season list with 120 interception return yards... Recorded a career-high 10 tackles (all solo) vs. Indiana (11/23).

2012: Roby opened all 12 games for the undefeated Buckeyes and was named a second-team All-America selection in addition to a first-team all-conference pick... Led the nation and tied a school record with 19 passes defended while being tabbed as a Jim Thorpe Award semifinalist... Finished his sophomore season as the only player in the country to score touchdowns three different ways (INT, FR, BP)... Ranked third on the team with 63 tackles (41 solo).

2011: Roby started all 13 games as a redshirt freshman and earned the Buckeyes' First Year Defensive Player Award after tying for the team lead with three interceptions (57 yds.)... Added 47 tackles (37 solo) and nine passes defended.

2010: Roby redshirted as a true freshman at Ohio State.

HIGH SCHOOL: Roby starred as a cornerback, wide receiver and kick returner at Peachtree Ridge High School in Suwanee, Ga., where he was a four-time scholar athlete... Received All-Gwinnett County accolades following his senior year in 2009 after leading his team to the state quarterfinals.

PERSONAL: Roby majored in communications at Ohio State... The son of Betty and James, Bradley Roby was born on May 1, 1992, in Fort Worth, Texas.

ROBY'S COLLEGIATE RECORD — OHIO STATE

Year	School	G	S	UT	A	TT	S-Yds.	I-Yds.	PD	FF	FR	TD-Int.	TD-FR	S	Pts.
2010	Ohio State														
REDSHIRTED															
2011	Ohio State	13	13	37	10	47	0-0	3-57	9	0	0	0	0	0	0
2012	Ohio State	12	12	41	22	63	1-11	2-29	19	0	1	1	1	0	12
2013	Ohio State	12	12	54	15	69	0-0	3-120	16	0	0	1	0	0	6
CAREER TOTALS		37	37	132	47	179	1-11	8-226	44	1	0	2	1	0	18

ADDITIONAL STATISTICS: Blocked kicks — 2012 (4), 2013 (2), TOTAL (3). Special teams touchdowns — 2012 (BP-TD), 2013 (BP-TD), TOTAL (2). Kickoff returns — 2012 (3 for 61 yds., 20.3 avg., 26 LG), 2013 (1 for 0 yds.), TOTAL (4 for 61 yds., 15.3 avg., 26 LG).



CODY LATIMER

14

WIDE RECEIVER



6-2 • 215 • INDIANA

BORN: Oct. 10, 1992, in Dayton, Ohio

HIGH SCHOOL: Jefferson Township High School, Dayton, Ohio

DRAFTED: Second Round (56th overall)

COLLEGE GAMES PLAYED/STARTED: 32/24

COLLEGE MAJOR: General Studies

LATIMER AT A GLANCE:

- A wide receiver who opened 24-of-32 games at Indiana University and finished his collegiate career ranked seventh in school history in receptions (135) and yards (2,042).
- Made at least one catch in every game played for Indiana, tying for the fourth most 100-yard receiving games (7) by a Hoosier.
- Named Indiana's Most Valuable Player as a junior in 2013 and received second-team All-Big Ten Conference recognition after posting 72 receptions for 1,096 yards (15.2 avg.) with nine touchdowns.
- Selected as ESPN's All-America Player of the Week after catching 11 catches for 189 yards (17.2 avg.) with three touchdowns in a 52-35 win vs. Illinois (11/9/13).
- Earned second-team all-conference recognition as a sophomore in 2012 after leading the Hoosiers with 805 yards and six touchdowns on 52 receptions (15.8 avg.).
- Played wide receiver and defensive back at Jefferson Township High School in Dayton, Ohio, where he totaled 18 touchdowns as a senior to earn first-team all-conference accolades.
- Selected by the Broncos in the second round (56th overall) of the 2014 NFL Draft.



2013: Latimer started all 12 games for Indiana and led the team with 72 receptions for 1,096 yards (15.2 avg.) with nine touchdowns... Named a second-team All-Big Ten Conference selection for the second consecutive season and was recognized as Indiana's Anthony Thompson Most Valuable Player... Recorded five 100-yard receiving games and caught at least three passes in all but one contest... Led the Hoosiers in catches seven times and paced the team in receiving yards five times... Posted eight special-teams tackles... Tabbed as ESPN's All-America Player of the Week after catching 11 catches for 189 yards (17.2 avg.) with three touchdowns in a 52-35 win vs. Illinois (11/9/13).

2012: Latimer opened 10-of-12 games for the Hoosiers and led the team with 805 yards and six touchdowns on 52 catches (15.8 avg.) to earn second-team all-conference honors... Collected seven catches for 113 yards (16.1 avg.) with three touchdowns vs. Iowa (11/3/12) and was named co-Big Ten Offensive Player of the Week.

2011: Latimer appeared in eight games (2 starts) for Indiana as a true freshman and contributed 12 receptions for 141 yards (11.8 avg.) with two touchdowns... Scored his first collegiate touchdown on a 44-yard catch at North Texas (9/24/11).

HIGH SCHOOL: Latimer competed at wide receiver and defensive back at Jefferson Township High School in Dayton, Ohio, where he was named a first-team all-conference selection following his senior season... Scored 12 offensive touchdowns, one defensive touchdown and five special-teams touchdowns during his final prep campaign.

PERSONAL: Latimer majored in general studies at Indiana... His late father, Colby Latimer, was a member of the Bowling Green football team in 1986... Cody Derek Latimer was born on Oct. 10, 1992, in Dayton, Ohio.

LATIMER'S COLLEGIATE RECORD — INDIANA

Year	School	RECEIVING						SCORING						
		G	S	No.	Yds.	Avg.	LG	TD	TD	TDr	TDP	TDr	2pt.	Pts.
2011	Indiana	8	2	12	141	11.8	44	2	2	0	2	0	0	12
2012	Indiana	12	10	51	805	15.8	70	6	6	0	6	0	0	36
2013	Indiana	12	12	72	1,096	15.2	77	9	9	0	9	0	0	54
CAREER TOTALS		32	24	135	2,042	15.1	77	17	17	0	17	0	0	102

ADDITIONAL STATISTICS: Rushing — 2011 (2 for 3 yds., 1.5 avg., 5 LG). Special teams tackles — 2011 (1), 2012 (1), 2013 (8), TOTAL (10).



MICHAEL SCHOFIELD

79

OFFENSIVE LINEMAN

6-6 • 301 • MICHIGAN

BORN: Nov. 15, 1990, in Orland Park, Ill.

HIGH SCHOOL: Carl Sandburgh High School, Orland Park, Ill.

DRAFTED: Third Round (95th overall)

COLLEGE GAMES PLAYED/STARTED: 52/36

COLLEGE MAJOR: Physical Education



SCHOFIELD AT A GLANCE:

- An offensive lineman who appeared in all 52 possible games during his career at the University of Michigan, making 26 starts at right tackle and opening another 10 contests at left guard.
- Delivered 31 touchdown-resulting blocks for the Wolverines' rushing attack during his three seasons (2011-13) as a starter along the offensive line.
- Received second-team All-Big Ten Conference recognition from the *NFL Draft Report* in 2013 after starting all 13 games for Michigan and helping the team rank second in the league with just 17 sacks allowed on the season.
- Opened 10-of-13 games at left guard during his sophomore season and blocked for a rushing offense that ranked second in the Big Ten (13th in the nation) with 221.9 yards per game and featured a pair of 1,000-yard rushers (Dennard Robinson and Fitzgerald Toussaint).
- Named Most Valuable Player following his senior year at Carl Sandburgh High School in Orland Park, Ill., where he allowed zero sacks as an offensive tackle and led the team with 83 tackles as a defensive lineman.
- Selected by the Broncos in the third round (95th overall) of the 2014 NFL Draft.



2013: Schofield started all 13 games for Michigan at right tackle and helped the Wolverines rank second in the Big Ten Conference with just 17 sacks allowed on the season... Earned second-team all-conference recognition from the *NFL Draft Report* after posting 67 knockdowns and 10 touchdown-resulting blocks.

2012: Schofield opened all 13 games at right tackle for the Wolverines and tallied 84 knockdowns to go along with 11 touchdown-resulting blocks... Helped Michigan total 4,980 yards of total offense, including 2,389 yards on the ground.

2011: Schofield started 10-of-13 games at left guard for the Sugar Bowl-champion Wolverines... Blocked for a rushing offense that ranked second in the Big Ten (13th in the nation) with 221.9 yards per game and featured a pair of 1,000-yard rushers (Dennard Robinson and Fitzgerald Toussaint).

2010: Schofield appeared in all 13 games for Michigan as a redshirt freshman... Saw playing time as a reserve offense lineman and on special teams.

2009: Schofield redshirted as a true freshman at Michigan.

HIGH SCHOOL: Schofield attended Carl Sandburgh High School in Orland Park, Ill., where he was a three-year starter at offensive tackle... Allowed zero sacks as a senior team captain and was named the offense's most valuable player while also pacing the defense with 83 tackles.

PERSONAL: Schofield, who majored in physical education at Michigan, was the recipient of the school's Athletic Achievement Award during his redshirt season in 2009... Last name is pronounced SKO-field... Michael Ross Schofield III was born on Nov. 15, 1990, in Orland Park, Ill.

SCHOFIELD'S COLLEGIATE RECORD — MICHIGAN

Year	School	G	S
2009	Michigan	REDSHIRTED	
2010	Michigan	13	0
2011	Michigan	13	10
2012	Michigan	13	13
2013	Michigan	13	13
CAREER TOTALS		52	36



LAMIN BARROW

57

LINEBACKER



6-1 • 237 • LOUISIANA STATE

BORN: Nov. 29, 1990, in Marrero, La.

HIGH SCHOOL: John Ehret High School, Monroe, La.

DRAFTED: Fifth Round (156th overall)

COLLEGE GAMES PLAYED/STARTED: 51/28

COLLEGE MAJOR: General Studies

BARROW AT A GLANCE:

- A linebacker who appeared in 51 games (28 starts) during his four-year playing career at Louisiana State University, totaling 230 tackles (87 solo), 1.5 sacks (9 yds.), seven passes defended, one forced fumble and four fumble recoveries.
- Opened all 26 games for the Tigers during his final two seasons as the school's starting weakside linebacker and tallied a team-high 195 tackles during that stretch.
- Named a second-team All-Southeastern Conference selection following his final collegiate campaign after collecting 91 defensive stops and posting three games with double-digit tackle totals.
- Issued No. 18 prior to his senior season in 2013 as a tribute to him being the consummate LSU Tiger.
- Selected as the District 8-5A Most Valuable Player and earned first-team Class 5A All-State recognition as a senior at John Ehret High School in Monroe, La., after totaling 71 tackles, two interceptions, five forced fumbles and four fumble recoveries.
- Selected by the Broncos in the fifth round (156th overall) of the 2014 NFL Draft.



2013: Barrow opened all 13 games at weakside linebacker for the second consecutive season and earned second-team All-Southeastern Conference honors after leading LSU with 91 tackles (23 solo) to go along with 1.5 sacks (9 yds.), two passes defended and one fumble recovery... Voted as the LSU player to wear the traditional No. 18 jersey representing an individual that leads on and off the field and embodies what it means to be a Tiger... Produced three double-digit tackle outputs, including a career-best 13 defensive stops vs. Florida (10/12).

2012: Barrow started all 13 games for the Tigers at weakside linebacker and ranked second on the team with a career-best 104 tackles (52 solo) in addition to five passes defended, one forced fumble and two fumble recoveries... Named a second-team all-conference performer by *The NFL Draft Report* after helping LSU rank eighth in the nation in total defense (307.6 ypg)... Tallied four games with double-digit tackle totals.

2011: Barrow appeared in all 13 games (1 start) and recorded 17 tackles (4 solo) for the Tigers... Collected a season-best six defensive stops vs. Western Kentucky (11/12).

2010: Barrow saw action in 12 games (1 start) for LSU and finished his initial campaign with 18 tackles (8 solo) and one fumble recovery... Earned his first career start at weakside linebacker in the Tigers' season opener vs. North Carolina (9/4).

HIGH SCHOOL: Barrow attended John Ehret High School in Monroe, La., where he was named District 8-5A Most Valuable Player and earned first-team Class 5A all-state recognition as a senior after posting 71 tackles, two interceptions, five forced fumbles and four fumble recoveries... Selected to the Louisiana Top 40 by *SuperPrep* and was named to the Blue-Chip list by the *New Orleans Times-Picayune*.

PERSONAL: Barrow majored in general studies at Louisiana State... First name is pronounced la-MEAN... Lamin Samboujang Barrow, who is of Ethiopian descent, was born on Nov. 29, 1990.

BARROW'S COLLEGIATE RECORD — LOUISIANA STATE

Year	School	G	S	UT	A	TT	S-Yds.	I-Yds.	PD	FF	FR	TD-Int.	TD-FR	S	Pts.
2009	Louisiana State														
2010	Louisiana State	12	1	8	10	18	0-0	0-0	0	0	1	0	0	0	0
2011	Louisiana State	13	1	4	13	17	0-0	0-0	0	0	0	0	0	0	0
2012	Louisiana State	13	13	52	52	104	0-0	0-0	5	1	2	0	0	0	0
2013	Louisiana State	13	13	23	68	91	1.5-9	0-0	2	0	1	0	0	0	0
CAREER TOTALS		51	28	87	143	230	1.5-9	0-0	7	1	4	0	0	0	0



MATT PARADIS

61

OFFENSIVE LINEMAN

6-3 • 300 • BOISE STATE

BORN: Oct. 12, 1990, in Council, Idaho

HIGH SCHOOL: Council (Idaho) High School

DRAFTED: Sixth Round (207th overall)

COLLEGE GAMES PLAYED/STARTED: 35/27

COLLEGE MAJOR: Business Economics



PARADIS AT A GLANCE:

- An offensive lineman who played 35 career games (27 starts) at Boise State University after working his way up from a walk-on defensive lineman and a participant in 8-man high school football.
- Started his final 26 games at center for the Broncos, earning All-Mountain West Conference accolades after his junior (first team) and senior (second team) campaigns.
- Named a six-time game captain for Boise State and was part of an offensive line that consistently ranked among the nation's best in sacks allowed.
- Switched to offensive line as a redshirt junior in 2010 after walking on as a defensive lineman in 2009 and earning the school's Defensive Scout Player of the Year award.
- Played 8-man football at Council (Idaho) High School, where he was selected as the 1A Idaho High School Player of the Year in 2008.
- Selected by the Broncos in the sixth round (207th overall) of the 2014 NFL Draft.



2013: Paradis was named a second-team All-Mountain West Conference selection after starting all 13 games at center for Boise State and helping the offense rank ninth nationally in red zone efficiency (.906), 16th in scoring (38.8 ppg) and 24th in total yards (470.8 per game)... Selected as Boise State's Outstanding Offensive Lineman and was named a game captain in four contests.

2012: Paradis opened all 13 games at center for the Broncos and earned first-team all-conference recognition while contributing to a unit that ranked sixth in the nation in sacks allowed (0.77 per game)... Named a game captain on two occasions.

2011: Paradis appeared in eight games (1 start) for Boise State as the Broncos ranked first in the country in sacks allowed (0.62 per game)... Earned his first career start at center vs. Tulsa (9/24).

2010: Paradis made the transition from defense to offense and appeared in one game for the Broncos... Made his collegiate debut vs. Toledo (10/9).

2009: Paradis redshirted as a true freshman at Boise State and was named the team's Defensive Scout Player of the Year after walking on to the squad.

HIGH SCHOOL: Paradis was named the 1A Idaho High School Player of the Year in 2008 while playing 8-man football for Council (Idaho) High School... Received first-team all-state recognition on both offense and defense as a junior in 2007.

PERSONAL: Paradis majored in business economics at Boise State... Named to the National Football Foundation's Hampshire Honor Society in 2013 and was a member of the Academic All-Mountain West Team... Last name is pronounced PARE-ud-diss... Matt Paradis was born on Oct. 12, 1990.

PARADIS' COLLEGIATE RECORD — BOISE STATE

Year	School	G	S
2009	Boise State	REDSHIRTED	
2010	Boise State	1	0
2011	Boise State	8	1
2012	Boise State	13	13
2013	Boise State	13	13
CAREER TOTALS		35	27



COREY NELSON

47

LINEBACKER



6-1 • 226 • OKLAHOMA

BORN: April 22, 1992, in Dallas

HIGH SCHOOL: Skyline High School, Dallas

DRAFTED: Seventh Round (242nd overall)

COLLEGE GAMES PLAYED/STARTED: 45/27

COLLEGE MAJOR: Communication

NELSON AT A GLANCE:

- A linebacker who played 45 games (27 starts) for the University of Oklahoma and finished his collegiate career with 154 tackles (76 solo), 7.5 sacks (43 yds.), one interception (24 yds.), 11 passes defended and one fumble recovery.
- Started 27 of his final 31 contests for the Sooners, including all five games played as a senior in 2013 before suffering a season-ending pectoral injury.
- Ranked second among linebackers and sixth on the team with 47 tackles (23 solo) as a junior in 2012.
- Received honorable mention All-Big 12 Conference recognition following his sophomore campaign in which he totaled a career-best 59 tackles (29 solo) to go along with four passes defended and one fumble recovery.
- Appeared in all 14 games for the Sooners as a true freshman in 2010, contributing 21 tackles (11 solo) on defense and a blocked punt on special teams.
- Attended Skyline High School in Dallas, where he was named 5A Defensive Player of the Year by the Associated Press and a first-team All-American by MaxPreps.com following his senior year.
- Selected by the Broncos in the seventh round (242nd overall) of the 2014 NFL Draft.



2013: Nelson started all five games played for the University of Oklahoma and totaled 27 tackles (13 solo), one sack (1 yd.), one interception (24 yds.) and five passes defended before missing the rest of the season with a pectoral injury... Recorded the first interception of his career at Notre Dame (9/28) and returned it 24 yards for a touchdown in Oklahoma's 35-21 win... Led all Sooners with 45 career games played and ranked first on the team with his 27 tackles on the season when he suffered a partially torn pectoral muscle at TCU (10/5) and missed the remainder of his senior campaign.

2012: Nelson started 11-of-13 games for Oklahoma, finishing second among linebackers and sixth on the team with 47 defensive stops (23 solo) to go along with one sack (8 yds.) and two passes defended... Matched a career high with nine tackles vs. Notre Dame (10/27).

2011: Nelson was named an honorable mention All-Big 12 Conference selection as a sophomore after appearing in all 13 games (11 starts) and totaling a career-high 59 tackles (29 solo) in addition to 5.5 sacks (34 yds.), four passes defended and one fumble recovery... Ranked second in school history by a linebacker with his 5.5 quarterback takedowns... Posted a career-best three sacks at Kansas (10/8).

2010: Nelson played all 14 games for the Sooners as a true freshman and contributed 21 tackles (11 solo) on defense as well as a blocked punt on special teams.

HIGH SCHOOL: Nelson was named 5A Defensive Player of the Year by the Associated Press and a first-team All-American by MaxPreps.com after his senior year at Skyline High School in Dallas, where he collected 133 tackles and nine sacks while blocking five field goals... Selected as an all-state defensive end as a sophomore.

PERSONAL: Nelson majored in communication at Oklahoma and was selected to the Academic All-Big 12 Teams in 2011 (first team) and 2012 (second team)... Corey Nelson was born on April 22, 1992, in Dallas.

NELSON'S COLLEGIATE RECORD — OKLAHOMA

Year	School	G	S	UT	A	TT	S-Yds.	I-Yds.	PD	FF	FR	TD-Int.	TD-FR	S	Pts.
2010	Oklahoma	14	0	11	10	21	0-0	0-0	0	0	0	0	0	0	0
2011	Oklahoma	13	11	29	30	59	5.5-34	0-0	4	0	1	0	0	0	0
2012	Oklahoma	13	11	23	24	47	1-8	0-0	2	0	0	0	0	0	0
2013	Oklahoma	5	5	13	14	27	1-1	1-24	5	0	0	1	0	0	6
CAREER TOTALS		45	27	76	78	154	7.5-43	1-24	11	0	1	1	0	0	6

ADDITIONAL STATISTICS: Blocked a punt at Texas A&M (11/6/10).

COLLEGE FREE AGENTS

69 KENNY ANUNIKE
6-5 • 260 • DUKE

DEFENSIVE END

Kenny Anunike is a rookie defensive end from Duke University who joined the Broncos as a college free agent on May 12, 2014... Played 54 career games (29 starts) for the Blue Devils and totaled 148 tackles (50 solo), 15 sacks (96 yds.), two passes defended and four forced fumbles... Opened all 14 games as a senior and collected 67 tackles (22 solo), six sacks (44 yds.), two passes defended, one forced fumble and one blocked kick to earn second-team All-Atlantic Coast Conference honors... Named ACC Defensive Lineman of the Week after totaling a career-best 11 tackles vs. N.C. State (11/9)... Started 11-of-12 games as a junior in 2012 and recorded 44 tackles (16 solo), six sacks (40 yds.) and one forced fumble to receive honorable mention All-ACC recognition... Played four games (3 starts) in 2011 before suffering a season-ending knee injury and receiving a medical hardship waiver from the NCAA... Saw action in all 12 games (1 start) as a sophomore in 2012 and tallied 23 defensive stops (6 solo) and one forced fumble... Played all 12 games as a reserve tight end for the Blue Devils during his redshirt freshman season in 2009... Attended Olentangy High School in Lewis Center, Ohio, where he was a first-team all-conference and honorable mention all-state selection as a senior... Graduated from Duke in 2012 with a degree in biological anthropology and anatomy... Kenny Anunike was born on May 22, 1990.

48 SHAQUIL BARRETT
6-2 • 250 • COLORADO STATE

LINEBACKER

Shaquil Barrett is a rookie linebacker from Colorado State University who joined the Broncos as a college free agent on May 16, 2014... Played three seasons (2011-13) for the Rams after transferring from the University of Nebraska-Omaha, which dropped its football program... Started 35-of-38 games for CSU and totaled 246 tackles (116 solo), 18 sacks (119 yds.), 32.5 tackles for a loss (149 yds.), three interceptions (101 yds.), six passes defended, seven forced fumbles, four fumble recoveries and three blocked kicks... Named Mountain West Conference Defensive Player of the Year as a senior in 2013 after ranking fifth in the nation with 12 sacks (77 yds.) and 20.5 tackles for a loss (98 yds.)... Ranked third on the team with 80 tackles (38 solo) and added one interception, four forced fumbles, two fumble recoveries and three blocked kicks... Received honorable mention all-conference recognition as a junior in 2012 after starting 10-of-12 games and finishing fifth on the Rams with 67 tackles (33 solo) in addition to recording 3.5 sacks (28 yds.), one interception (49 yds.), two forced fumbles and one fumble recovery... Played all 12 games (11 starts) as a sophomore at CSU and collected a team-high 99 tackles (45 solo) to go along with 2.5 sacks (14 yds.), one interception (52 yds.), three passes defended, one forced fumble and two fumble recoveries... Spent his freshman year at Nebraska-Omaha, where he opened 10-of-11 games played in 2010 and posted 82 tackles (51 solo), 8.5 sacks, three forced fumbles and four blocked kicks... Attended Boys Town (Neb.) High School, where he was an all-state defensive lineman... Shaquil Akeem Barrett was born on Nov. 17, 1992, in Baltimore, Md.

35 KAPRI BIBBS
5-11 • 203 • COLORADO STATE

RUNNING BACK

Kapri Bibbs is a rookie running back from Colorado State University who joined the Broncos as a college free agent on May 16, 2014... Played one season for the Rams after two seasons in the junior college ranks... Appeared in all 14 games for the Rams as a junior in 2013 and was named a first-team All-Mountain West Conference selection in addition to receiving second-team All-America honors from the Walter Camp Football Foundation... Ranked sixth in the nation with 1,741 rushing yards and tied for No. 1 in the country with 31 touchdowns on 281 attempts (6.2 avg.)... Set a CSU single-game rushing mark with 312 yards vs. Nevada (11/9)... Scored six touchdowns at New Mexico (11/16) to set conference and school single-game records... Spent the Fall of 2012 taking classes at Front Range Community College in Ft. Collins, Colo., before transferring to CSU... Played his freshman season at Snow College in Ephraim, Utah, where he appeared in 11 games and rushed for 425 yards and six touchdowns on 74 attempts (5.6 avg.)... Attended Plainfield (Ill.) North High School, where he set 26 school records, was a two-time Prairie League MVP and capped his prep career by earning Chicago Offensive Player of the Year honors from ESPNChicago.com (300 att., 2,654 yds., 38 TDs)... Established state records with 520 rushing yards and seven touchdowns in a 2010 game... Majored in ethnic studies at Colorado State... First name is pronounced kuh-PREE... Kapri Lashaw Bibbs was born on Jan. 10, 1993, in Colorado Springs, Colo.

19 ISAIAH BURSE
5-10 • 187 • FRESNO STATE

WIDE RECEIVER

Isaiah Burse is a rookie wide receiver from Fresno State University who joined the Broncos as a college free agent on May 12, 2014... Saw action in all 52 possible games (25 starts) for the Bulldogs and totaled 209 receptions for 2,503 yards (12.0 avg.) with 15 touchdowns on offense in addition to 126 kickoff returns for 2,835 yards (22.5 avg.) and 29 punt returns for 344 yards (11.9 avg.) with two touchdowns... Added four rushing touchdowns and one passing score while compiling a school-record 5,873 all-purpose yards during his collegiate career... Named

an honorable mention All-Mountain West Conference selection as a senior in 2013 after opening all 13 games and catching 99 passes for 1,026 yards (10.6 avg.) with six touchdowns... Earned second-team all-conference recognition as a punt return specialist with 21 returns for 262 yards (12.5 avg.) with two scores... Started 11-of-13 games for Fresno State as a junior and recorded 57 catches for 851 yards (14.9 avg.) with six touchdowns... Played all 13 games (1 start) as a sophomore in 2011 and set an NCAA FBS record for kickoff returns (75) and yards (1,606)... Added 40 receptions for 436 yards (10.9 avg.) and one touchdown on offense... Saw action in all 13 games as a true freshman in 2010 and finished fourth on the Bulldogs with 969 all-purpose yards (578 KR, 190 rec., 71 rush)... Attended Modesto (Calif.) Christian High School, where he completed 363-of-637 passes for 6,890 yards and 87 scores and rushed 545 times for 4,003 yards (7.3 avg.) during his prep career... Played on both sides of the ball as a senior and led his team to a 15-0 record and the CIF Small School State Championship... Majored in criminology corrections at Fresno State... Isaiah Burse was born on Dec. 8, 1991.

34 BRENNAN CLAY
5-11 • 201 • OKLAHOMA

RUNNING BACK

Brennan Clay is a rookie running back from the University of Oklahoma who joined the Broncos as a college free agent on May 12, 2014... Saw action in 46 career games (18 starts) for the Sooners and totaled 379 carries for 1,913 yards (5.0 avg) with 13 touchdowns to go along with 52 receptions for 316 yards (6.1 avg.) and one score... Named a third-team All-Big 12 Conference selection by Phil Steele as a senior in 2013 after opening 11-of-13 games and producing a personal-best 957 rushing yards and six touchdowns on 175 carries (5.5 avg.)... Rushed for a career-high 200 yards and two scores on 31 attempts (6.5 avg.) at Kansas State (11/23)... Played all 13 games (1 start) as a junior in 2013 and rushed 93 times for 555 yards (6.0 avg.) with six touchdowns... Started 6-of-11 games as a sophomore in 2011 and ranked third on the team with 274 yards rushing and one touchdown on 75 carries (3.7 avg.)... Appeared in nine games as a freshman in 2010 and totaled 36 carries for 127 yards (3.5 avg.) and three catches for 13 yards (4.3 avg.)... Attended Scripps Ranch High School in San Diego, where he finished his prep career with 626 offensive touches for 6,433 yards and 70 touchdowns.. Became the first player in California history to gain 1,000 yards each rushing and receiving in the same season during his junior campaign in 2008... Majored in communication at Oklahoma... Brennan Clay was born on Dec. 20, 1991.

16 BENNIE FOWLER
6-1 • 212 • MICHIGAN STATE

WIDE RECEIVER

Bennie Fowler is a rookie wide receiver from Michigan State University who joined the Broncos as a college free agent on May 12, 2014... Appeared in 44 games (15 starts) for the Spartans and recorded 93 catches for 1,341 yards (14.4 avg.) with 11 touchdowns in addition to 16 rushes for 102 yards (6.4 avg.) and one score... Added 15 kickoff returns for 336 yards (22.4 avg.)... Led the team in receiving yards (622) and receiving touchdowns (6) on 36 catches (17.3 avg.) as a senior in 2013 while producing a score or a first down on 26 of his grabs... Paced the Spartans with 524 receiving yards and added four touchdowns on a career-high 41 catches as a junior in 2012... Posted a personal-best 101 receiving yards on seven catches (14.4 avg.) vs. Minnesota (11/24)... Played just five games due to a foot injury in 2011 and caught two passes for 20 yards... Recovered a blocked punt in the end zone for a touchdown in Michigan State's win vs. No. 4 Wisconsin (10/22)... Appeared in all 13 games as a redshirt freshman in 2010 and finished sixth on the team with 573 all-purpose yards (336 KR, 175 rec., 62 rush)... Attended Detroit Country Day School in Beverly Hills, Mich., where he was named an honorable mention all-state selection by the Associated Press as an all-purpose player as a senior (1,478 yards and 15 TDs)... Majored in economics at Michigan State... Bennie Fowler was born on June 10, 1991.

87 GREG HARDIN
5-11 • 177 • NORTH DAKOTA

WIDE RECEIVER

Greg Hardin is a rookie wide receiver from the University of North Dakota who joined the Broncos as a college free agent on May 19, 2014... Started 39-of-42 games played for the Fighting Sioux and totaled 221 career receptions for 3,583 yards (16.2 avg.) with 32 touchdowns in addition to 18 rushes for 109 yards (6.1 avg.) and one score... Opened all 11 games as a senior in 2013 and posted career highs in catches (67) and receiving yards (1,153) to go along with five touchdowns to earn first-team All-Big Sky Conference recognition for the second consecutive season... Named the College Football Performance Awards FCS Elite Wide Receiver of the Year in 2012 after recording 65 receptions for 1,145 yards (17.6 avg.) with a school record-tying 14 touchdowns... Earned first-team All-Great West Conference accolades as a sophomore in 2011 after posting 43 receptions for 549 yards (12.8 avg.) with three touchdowns in nine starts before suffering a season-ending injury... Named a second-team all-conference pick as a redshirt freshman in 2012 after contributing 41 catches for 736 yards (18.0 avg.) with nine touchdowns for North Dakota... Attended Bellevue (Neb.) West High School, where he was named an All-Nebraska selection as a senior by the *Omaha World Herald*... Majored in marketing at North Dakota... Greg Hardin was born on Sept. 4, 1990.

Staff/Coaches
Players
Roster
Broncos 2014 Season History/Results
Year-by-Year Stats
Postseason Records
Honors
Miscellaneous

62 GREG LATTA
6-5 • 260 • PURDUE

DEFENSIVE END

Greg Latta is a rookie defensive end from Purdue University who joined the Broncos as a college free agent on May 12, 2014... Played two seasons for the Boilermakers after first taking up football at College of the Desert in Palm Desert, Calif.... Started all 12 games as a senior for Purdue in 2013 and totaled 32 tackles (18 solo), one sack (9 yds.), two passes defended and one forced fumble... Appeared in 13 games as a reserve for Purdue in his first season with the school in 2012 and contributed 12 tackles (8 solo), one sack and one pass defended... Played his first season of organized football as a freshman tight end at College of the Desert in 2010 before switching to defense as a sophomore and totaling nine tackles in seven games... Lettered four times in basketball for La Quinta (Calif.) High School and was named an all-league selection on the hardwood following his sophomore and junior seasons... Majored in kinesiology/exercise science at Purdue... Gregory Kilohana Latta was born on Dec. 27, 1991.

9 BRYN RENNER
6-3 • 225 • NORTH CAROLINA

QUARTERBACK

Bryn Renner is a rookie quarterback from the University of North Carolina who joined the Broncos as a college free agent on May 12, 2014... Appeared in 36 games (28 starts) for the Tar Heels and completed 668-of-1,005 passes (66.5%) for 8,221 yards with 64 touchdowns and 25 interceptions (151.2 rtg.)... Produced the top two single-season touchdown totals in school history (28 in 2012; 26 in 2011) and registered the most career 300-yard passing games (10) in North Carolina annals... Added 373 yards rushing and four touchdowns on the ground... Finished his senior campaign completing 152-of-231 passes (65.8%) for 1,765 yards with 10 touchdowns and five interceptions in eight starts before undergoing season-ending shoulder surgery... Named an honorable mention All-Atlantic Coast Conference selection following his junior season in which he completed 276-of-422 passes (65.4%) for 3,356 yards and a school-record 28 touchdowns with just seven interceptions (150.8 rtg.)... Opened all 13 games for the Tar Heels in 2011 and completed 239-of-350 passes (68.3%) for 3,086 yards with 26 touchdowns and 13 interceptions... Ranked first in the ACC and 10th in the nation with a 159.4 pass efficiency rating... Saw action in three games as a reserve during his redshirt freshman season in 2010... Led West Springfield (Va.) High School to consecutive Virginia AAA Patriots District titles during his final two prep seasons and capped his career by throwing for 3,123 yards and 35 touchdowns as a senior to earn 2008 Area Player of the Year honors from *The Washington Post*... Double majored in communication studies and sociology at North Carolina... His father, Bill Renner, was a punter for the Green Bay Packers, appearing in six career games from 1986-87... Bryn Renner was born on Jan. 22, 1990.

67 ASLAM STERLING
6-5 • 315 • KANSAS

OFFENSIVE TACKLE

Aslam Sterling is a rookie offensive tackle from the University of Kansas who joined the Broncos as a college free agent on May 16, 2014... Started 20-of-24 games played for the Jayhawks after transferring from Nassau Community College in Garden City, N.Y.... Opened all 12 games as a senior for Kansas in 2013 and helped pave the way for running back James Sims to record his second consecutive 1,000-yard rushing season... Saw action in 12 games (8 starts) as a junior in his first season at Kansas in 2012... Played left tackle at Nassau and started all 21 games played during his first two collegiate seasons... Received first-team All-Northeast Football Conference honors following both of his campaigns while helping lead the school to a combined 19-2 record... Played center and right guard at Bayside High School in Queens, N.Y., where he earned all-borough and all-city honors as a senior... Aslam Sterling was born on Aug. 20, 1992.

42 JORDAN SULLEN
6-0 • 200 • TULANE

CORNERBACK

Jordan Sullen is a rookie cornerback from Tulane University who joined the Broncos as a college free agent on May 12, 2014... Played 45 games (25 starts) for the Green Wave and collected 96 career tackles (69 solo), three interceptions (0 yds.), 20 passes defended and one forced fumble... Started all 13 games as a senior in 2013 and totaled 44 tackles (33 solo), three interceptions and 10 passes defended... Redshirted during the 2012 season... Opened all 12 games for Tulane as a junior in 2011 and led the team with 10 pass breakups while ranking seventh on the squad with 42 tackles (27 solo)... Appeared in all 12 games as a sophomore in 2010 and contributed eight tackles (7 solo) and one forced fumble while leading Tulane with 28 kickoff returns for 573 yards (20.5 avg.)... Saw action in eight games as a true freshman wide receiver and returner for the Green Wave in 2009 and registered eight kickoff returns for 147 yards (18.4 avg.) in addition to scoring on a 23-yard end-around vs. Marshall (10/10)... Played quarterback, wide receiver and defensive back at Karr High School in New Orleans, where he helped the school win back-to-back District 10-4A titles... Earned honorable mention all-state honors as a senior after catching 43 passes for 880 yards (20.5 avg.) with 17 touchdowns... Helped the track and field team win a pair of state titles and was named the Regional 3-4A MVP as a hurdler in 2008... Majored in sociology at Tulane... Jordan Christopher Sullen was born on June 25, 1990 in New Orleans.

40 JUWAN THOMPSON

6-II • 225 • DUKE

RUNNING BACK

Juwan Thompson is a rookie running back from Duke University who joined the Broncos as a college free agent on May 12, 2014... Appeared in 49 career games (24 starts) for the Blue Devils and totaled 274 rushes for 1,244 yards (4.5 avg.) with nine touchdowns, 56 receptions for 397 yards (7.1 avg.) with three scores and 15 kickoff returns for 326 yards (21.7 avg.)... Played all 14 games (4 starts) as a senior in 2013 and recorded 355 rushing yards on 64 attempts (5.4 avg.) with one touchdown along with seven catches for 46 yards (6.6 avg.)... Started all 12 games played as a junior in 2012 and rushed 75 times for 352 yards (4.7 avg.) with one touchdown while catching 24 passes for 128 yards (4.7 avg.) and two scores... Totaled career highs in rushing attempts (110), rushing yards (457) and rushing touchdowns (7) during his sophomore campaign in 2011 while adding 22 receptions for 182 yards (8.3 avg.) with one touchdown... Received the school's Bob Pascal Award as the Most Outstanding Offensive Back... Saw action in 11 games (1 start) as a true freshman in 2010 and contributed 25 rushes for 87 yards (3.5 avg.), three receptions for 41 yards (13.7 avg.) and 15 kickoff returns for 327 yards (21.8 avg.)... Attended Woodward Academy in Atlanta, where he rushed for 1,622 yards and 22 touchdowns as a senior to earn honorable mention all-state honors... Majored in sociology with a minor in education at Duke... Juwan Thompson was born on May 13, 1992.

49 CHASE VAUGHN

6-2 • 248 • COLORADO STATE PUEBLO

DEFENSIVE END

Chase Vaughn is a rookie defensive end from Colorado State-Pueblo who joined the Broncos as a college free agent on May 19, 2014... Has competed in four other professional football leagues, including the Arena Football League (Spokane Shock, 2013), the United Football League (Las Vegas Locomotives, 2010-12), the Canadian Football League (Calgary Stampeders, 2012) and the Indoor Football League (Colorado Ice, 2011)... Played two seasons (2007-09) at linebacker at CSU-Pueblo after transferring from Adams State College and finished as the school's all-time leader in career sacks (15.5)... Played 11 games as a senior for the ThunderWolves and collected 70 tackles (37 solo), five sacks (39 yds.), 12 tackles for a loss (67 yds.), one interception (2 yds.), three passes defended, four forced fumbles, one fumble recovery and two blocked kicks to earn first-team All-Rocky Mountain Athletic Conference honors... Appeared in 10 games during his initial season in Pueblo and totaled 60 tackles (28 solo), 10.5 sacks (73 yds.), 18 tackles for a loss (95 yds.), five passes defended, one forced fumble and one fumble recovery... Named a first-team all-conference choice and the school's Male Athlete of the Year for 2008-09 after becoming the first football All-American (third team) at CSU-Pueblo since 1982... Set a school single-game record with 4.5 sacks vs. Oklahoma Panhandle State (9/6)... Named an honorable mention All-RMAC selection as a defensive end with Adams State in 2007 after recording 47 tackles, 4.5 sacks, one forced fumble and one fumble recovery... Posted 14 tackles, two sacks and one forced fumble during his freshman season in 2006... Attended Smoky Hill High School in Aurora, Colo., where he was an honorable mention all-conference selection as a senior... Chase Vaughn was born on Sept. 4, 1988.

39 LOUIS YOUNG

6-1 • 196 • GEORGIA TECH

CORNERBACK

Louis Young is a rookie cornerback from Georgia Tech who joined the Broncos as a college free agent on May 12, 2014... Appeared in 49 career games (34 starts) for the Yellow Jackets and totaled 134 tackles (77 solo), four interceptions (10 yds.), 12 passes defended, one forced fumble and one fumble recovery... Opened all 13 games as a senior in 2013 and collected 40 tackles (29 solo), two interceptions (7 yds.) and five passes defended... Started 9-of-12 games played during his junior campaign in 2012 and contributed 32 tackles (21 solo), one interception (3 yds.), two passes defended and one fumble recovery... Saw action in 12 games (3 starts) and recorded a career-best 52 tackles (24 solo) as a sophomore in 2011 to go along with one interception (0 yds.), five passes defended and one forced fumble... Appeared in 12 games as a true freshman for Georgia Tech in 2010 and posted 10 tackles (3 solo)... Attended Our Lady of Good Counsel High School in Olney, Md., where he was named the 2009 state Defensive Player of the Year and Montgomery County Player of the Year following his senior season... Majored in business management at Georgia Tech... Louis James Young III was born on Oct. 9, 1991, in Washington D.C.

DID YOU KNOW?

A rookie college free agent has made the Broncos' active roster out of training camp in each of the last 10 seasons. Overall, 16 college free agents have made Denver's season-opening roster since 1997. Running back C.J. Anderson, a college free agent from the University of California-Berkeley, extended the streak for the team in 2013 when he made the club's active roster for Week 1.