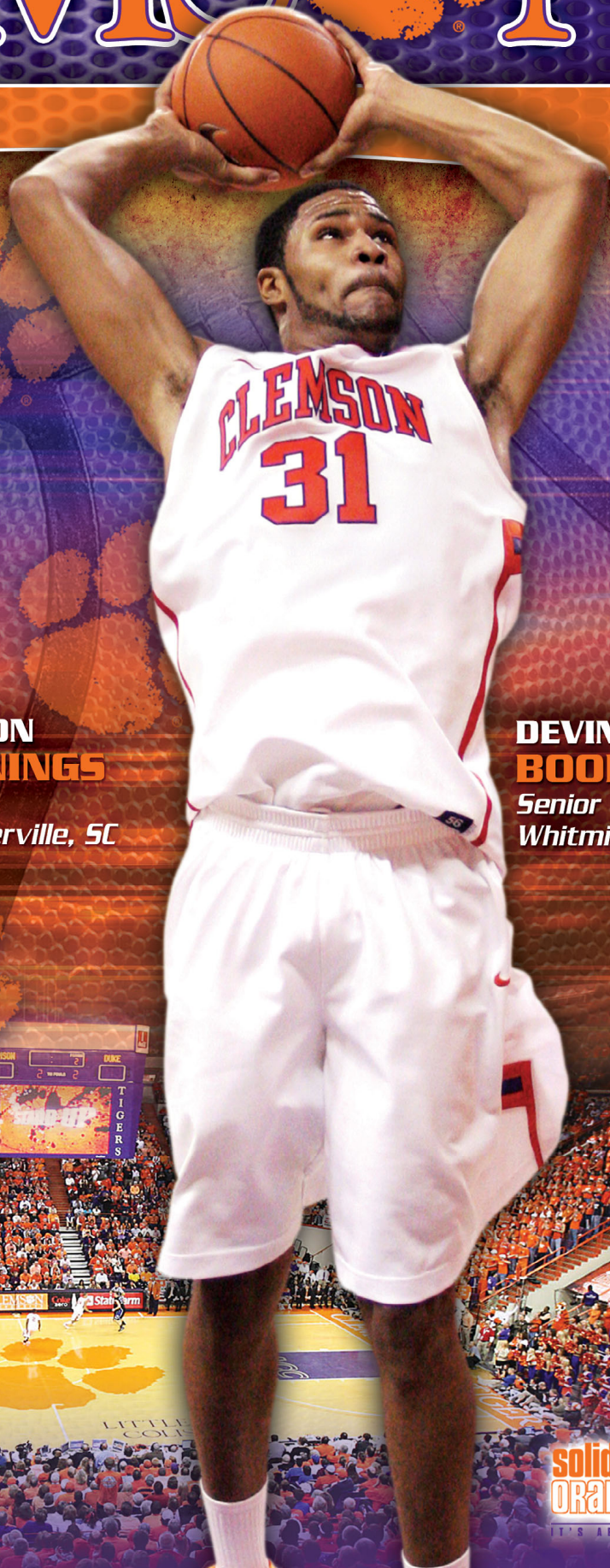


# CLEMSON

2012-13 BASKETBALL



**MILTON  
JENNINGS**  
*Senior  
Summerville, SC*



**DEVIN  
BOOKER**  
*Senior  
Whitmire, SC*




Join  
**IPTAY**  
today

**solid  
orange**  
IT'S ABOUT PRIDE



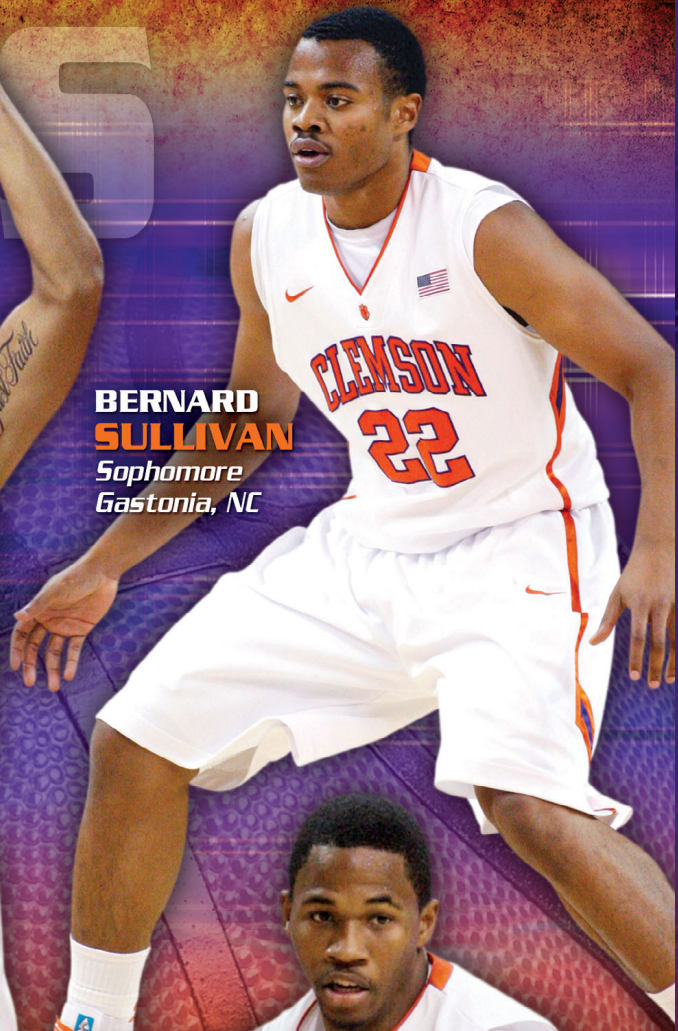
2012-13



**DEVIN  
COLEMAN**  
Sophomore  
Philadelphia, PA



**K.J.  
McDANIELS**  
Sophomore  
Birmingham, AL



**BERNARD  
SULLIVAN**  
Sophomore  
Gastonia, NC



**ROD  
HALL**  
Sophomore  
Augusta, GA



**T.J.  
SAPP**  
Sophomore  
Fort Lauderdale, FL





# TABLE OF CONTENTS



## General Information

Clemson's Basketball Heritage	2-5
2012-13 Quick Facts	6
Media Information	7
2012-13 Roster	8
2012-13 Outlook	9-10
2012-13 Schedule Breakdown	11
2012-13 ACC Schedule	12-13
2012-13 Preseason Notes	14-15
Radio/Television Roster	16
2012-13 Opponents	61-64

## Player Profiles

Jaron Blossomgame	18
Devin Booker	19-22
Devin Coleman	23-24
Carson Fields	25
Adonis Filer	26
Rod Hall	27-28
Damarcus Harrison	29
Milton Jennings	30-33
K.J. McDaniels	34-35
Landry Nnoko	36
Jordan Roper	37
T.J. Sapp	38-39
Josh Smith	40
Bernard Sullivan	41-42

## Coaching & Support Staff

Brad Brownell, Head Coach	44-45
Brownell vs. All Competition	46
Brownell Chronological History	47
Mike Winiecki, Associate Head Coach	48
Earl Grant, Assistant Coach	49
Steve Smith, Assistant Coach	50
Dick Bender, Director of Basketball Operations	51
Darric Honnold, Strength & Conditioning	52
Support Staff	53-54

## Clemson Administration

NCAA Compliance	55
Athletic Staff Head Shots	56-57
James F. Barker, President	58
Terry Don Phillips, Athletic Director	59

## This Is Tiger Basketball

Clemson Radio Network	60
Student-Athlete Enrichment	66-67
Littlejohn Coliseum	68-69
Huckabee Annex	70-71
Facility Upgrades	72
National Exposure	73
Player Development	74
Strength & Conditioning	75
NBA Influence	76
NBA Draft History	77
Tradition By Position	78-80

## 2011-12 Year In Review

Final Statistics	82
Results and Game Leaders	83
Team Game by Game Stats	84
Superlatives	85
Catalin Baciu, final bio	86
Bryan Narcisse, final bio	87

Tanner Smith, final bio	88
Andre Young, final bio	89
ACC Standings & Superlatives	90
ACC Individual Statistical Leaders	91
ACC Team Statistical Leaders	92
Boxscores	93-100

## Clemson Records

Individual Records	102-104
Individual Game Bests	105-108
Individual Season Bests	109-110
Yearly Leaders	111-113
Class Records	114-115
Career Records	116-118
Team Records	119
Team Game Bests	120-122
Team Season Bests	123
Winning Streaks	124
Statistical Trends	124-125
NCAA Tournament Records	126-127
ACC Tournament Records	128-129
NIT Results and Records	130
ACC Single-Game Bests	131
Statistical Rankings	131
Record by Day	132
Record Versus Ranked Teams	132
Record by Month	133
Weekly Polls	133
Honors and Awards	134-137
100th Anniversary Team	138-140
Coaching Records	141
Former Head Coaches	142-143
Letterwinners	144-145
Starting Lineups	146-152
All-Time NBA Tigers	153
ACC Era Player Statistics	154-158
All-ACC Player Statistics	159-161
Year-by-Year Record	162
Yearly ACC Results	163
Overcoming 10-Point Deficits	163
Comeback Victories	164
All-Time Wins Over Top-25 Teams	165
Overtime Games	166
Victory Margins	167
Against All Competition	168-169
Against All Conferences	170-171
Littlejohn Coliseum Records	172-173
Last Second Wins	174
2012-13 Opponents' Series History	175-179
Last Time It Happened	180-181
All-Time Results	182-191

## 2012-13 Schedule

Date	Day	Opponent	Time
Nov. 5	Mon.	Lander (Exhibition)	7:00
Nov. 12	Mon.	Presbyterian	7:00
Nov. 16	Fri.	at Furman	7:00
Nov. 22	Thu.	# vs. Gonzaga	9:00
Nov. 23	Fri.	# vs. Oklahoma/UTEP	TBA
Nov. 25	Sun.	# vs. TBA	TBA
Nov. 28	Wed.	^ Purdue	7:15
Dec. 2	Sun.	at South Carolina	12:00
Dec. 8	Sat.	Arizona	8:00
Dec. 15	Sat.	Florida A&M	7:00
Dec. 19	Wed.	at Coastal Carolina	7:00
Dec. 23	Sun.	SC State	2:00
Jan. 1	Tue.	The Citadel	4:00
Jan. 5	Sat.	* Florida State	4:00
Jan. 8	Tue.	* at Duke	7:00
Jan. 12	Sat.	* Virginia	12:00
Jan. 15	Tue.	* Wake Forest	7:00
Jan. 20	Sun.	* at NC State	6:00
Jan. 24	Thu.	* at Florida State	8:00
Jan. 27	Sun.	* Virginia Tech	1:00
Jan. 29	Tue.	* Georgia Tech	7:00
Feb. 2	Sat.	* at Boston College	12:00
Feb. 7	Thu.	* at Virginia	7:00
Feb. 10	Sun.	* NC State	1:00
Feb. 14	Thu.	* at Georgia Tech	7:00
Feb. 17	Sun.	* Miami	6:00
Feb. 23	Sat.	* at Maryland	12:00
Feb. 28	Thu.	* North Carolina	7:00
Mar. 2	Sat.	* at Virginia Tech	8:00
Mar. 5	Tue.	* Boston College	7:00
Mar. 9	Sat.	* at Miami	2:30
Mar. 14-17	Thu-Sun.	ACC Tournament	TBA

**Note:** All times are PM and Eastern; home games in **bold**; ^ - ACC/Big Ten Challenge; # - Old Spice Classic; \* - ACC regular season game.

## Media Guide Credits

The 2012-13 men's basketball guide was written and edited by Tim Bourret and Philip Sikes. Book layout and design by Sikes. Special thanks to the following for assistance in the production of this guide: Sam Blackman, Hannah Burleson, Matt Castello, Brian Hennessy, Colin Leonard, and the late Bob Bradley and Dr. Harold Vigodsky.

## Photography

Photography used for this guide provided by: Rex Brown, Kerry Capps, Eddie Cliffe, Mark Crammer, William Cromer, Marco Cubattoli, Scott Cunningham, Jim Gund, Jon Hamlin, Charles Haralson, Harlem Globetrotters, Chase Hunter, Steven Maikoski, National Basketball Association, Ross Obley, Nick Owen, Dawson Powers, Randy Rampey, Michael Tang, Brian Tirpak, USA Basketball, Vern Verna, Bob Waldrop, Washington Wizards, Patrick Wright.

## Extra Copies

To order, please send a check for \$15 payable to Clemson Athletics to the below address:

Sports Information Office  
P.O. Box 31  
Clemson, SC 29633

## OVERVIEW

### PLAYERS

### STAFF

### TRADITION

### REVIEW

### RECORDS





# CLEMSON BASKETBALL HERITAGE

## OVERVIEW

### The Atlantic Coast Conference - Celebrating "A Tradition of Excellence"

Consistency. It is the mark of true excellence in any endeavor.

However, in today's intercollegiate athletics, competition has become so balanced and so competitive that it is virtually impossible to maintain a high level of consistency.

Yet the Atlantic Coast Conference has defied the odds. Now in its 60th year of competition, the ACC has long enjoyed the reputation as one of the strongest and most competitive intercollegiate conferences in the nation. And that is not mere conjecture, the numbers support it.

Since the league's inception in 1953, ACC schools have captured 127 national championships, including 67 in women's competition and 60 in men's. In addition, NCAA individual titles have gone to ACC student-athletes 145 times in men's competition and 104 times in women's action.

If success is best measured in terms of wins and losses, then the ACC is unrivaled in NCAA annals. With Duke's victory over Butler in the 2010 NCAA title game, ACC teams have won five of the last 12 NCAA National Championships and 12 overall, including eight over the last 22 years.

No conference has compiled a better NCAA Tournament record than the ACC. Since the inaugural tournament in 1939, league teams have posted an NCAA Tournament-best mark of 364-188 for a sterling .659 winning percentage against the nation's toughest competition.

The ACC and the Big 12 are the only two conferences to have each of its teams make at least one NCAA Tournament appearance over the past six years.

Since 1985, the ACC has produced 24 Final Four teams, an average of almost one per year and six more than any other conference. The ACC has had at least one team in the Final Four in 19 of the last 24 years.

Since the NCAA Tournament was expanded to 64 teams in 1985, ACC teams have compiled a 257-131 (.662) NCAA record, including 71 Sweet 16 appearances and 24 Final Four berths - all NCAA Tournament bests. Since 1985, 72 of the 142 ACC



teams receiving NCAA berths have won at least two NCAA Tournament games.

North Carolina's Tar Heels lead all ACC schools with five NCAA basketball championships to their credit. Duke is next with four national titles, followed by NC State with two and Maryland one. The Tar Heels claimed titles in 1957, 1982, 1993, 2005 and 2009, while the Blue Devils won their fourth title in 2010, following earlier championships in 2001, 1992 and 1991. The Wolfpack walked away with the coveted crown in 1974 and 1983 and the Terps claimed the 2002 title.

The ACC has 10 or more NCAA Tournament wins 13 times overall, and the league has not posted a losing record in NCAA Tournament play since 1987. The conference's 25-year non-losing streak in NCAA Tournament play is tops among all conferences.

Since 1981, the ACC has produced 39 consensus All-Americans - 15 more than any other conference and has accounted for 24 percent of the nation's consensus All-Americans (39-of-165).

Seven of the last 16 and nine of the last 20 consensus National Players of the Year have been from the ACC. Since 1975, the ACC has had 16 consensus National Players of the Year - 12 more than any other conference. In addition, nine of the ACC's 16 National Players of the Year were unanimous selections.

A year ago the ACC had 61 players on NBA rosters. In addition, over the past seven years 62 ACC players have made their NBA debuts, including an all-time high 15 in 2006.

In this past June's 2012 NBA draft, the ACC had eight players selected overall, including six in the first round. The ACC has had five-or-more first round selections in five of the past six years and has had at least one first-round pick in 24 consecutive NBA drafts. Since 1986, the ACC has had 103 first round selections - 15 more than any other conference.

With three teams - North Carolina (4), Duke (8), Florida State (10) - listed in the final Associated Press ranking, the ACC extended its streak to 52 consecutive seasons with at least one team ranked in the top 10 of the final AP Poll.

construction of Vickery Hall, the school's athletic academic support center, in 1991.

- In 2012, Clemson placed a league-best four players on the All-ACC Academic Team: Devin Coleman, T.J. Sapp, Tanner Smith and Andre Young.
- Eight different Clemson players have been named to the All-ACC Academic Team at least three times during their career. Shawan Robinson (2002-06) and Tanner Smith (2008-12) are the only four-time selections in Clemson history.
- Cliff Hammonds was the ACC's inaugural winner of the "Skip" Prosser Award in 2008, given to the league's top scholar-athlete for men's basketball. The award was named in honor of the former Wake Forest coach, who passed away in 2007.
- Eighteen players have earned undergraduate degrees since 2006. That includes a perfect 4-for-4 from the 2012 senior class of Catalin Baciuc, Bryan Narcisse, Tanner Smith and Andre Young.
- Trevor Booker earned his degree in 2010. Booker was first-team All-ACC on the court, a first-round NBA Draft pick, and a Clemson graduate in the same year.

#### Championships


- Clemson won the ACC regular season championship in 1989-90 behind the frontcourt play of Dale Davis and Elden Campbell. Clemson defeated Duke 97-93 in the final home regular season game that year to clinch the regular season title. Both Davis and Campbell were first-team All-ACC that season.
- Clemson won the Southern Conference Tournament in 1939 behind the play of All-American Banks McFadden. Clemson had to come through the play-in bracket to win the tournament. Clemson won four games in the event and never had the halftime lead in any of the contests.
- Clemson advanced to the championship game of the National Invitation Tournament in 2007, the second appearance for the Clemson program in the championship game in an eight-year span. The team defeated four schools that had won at least 20 games on the way to the title game.
- For the first time since 1962, Clemson advanced to the championship game of the ACC Tournament in 2008. Clemson defeated Boston College by a record 34-point margin in the quarterfinals, then defeated #7 Duke (#2 seed) in the semifinals to move into the conference final against North Carolina.
- The Tigers have claimed regular season tournament championships in three of the last seven years.

#### 100th Anniversary

- Clemson celebrated its 100th season of men's basketball in 2011-12, culminating with the alumni reunion the weekend of Feb. 24-25.
- In conjunction with the celebration, the program held an alumni game featuring over 20 players (and coaches) on Friday, Feb. 24. On Feb. 25, a luncheon was held to honor the 25 players (including Greg Buckner, right) named to the school's 100th anniversary all-time team.
- Clemson capped its anniversary weekend with an overtime triumph over NC State, an eventual Sweet 16 team, by a score of 72-69.


#### Academic Excellence

- Head Coach Brad Brownell has had five perfect APR scores (1,000) over the course of his 10-year career.
- Clemson has had at least one player named to the All-ACC Academic Team 16 straight years. A large part of Clemson's streak has coincided with the





# CLEMSON BASKETBALL HERITAGE



Clemson won the 2005 San Juan Shootout in Puerto Rico, the 2006 Cox Communications Classic in Norfolk, VA and the inaugural Charleston Classic in 2008 after defeating the Temple Owls.

## Clemson University

- **U.S. News & World Report** ranked Clemson No. 25 among the nation's top public universities, No. 4 as an "up-and-coming" school, No. 11 for our commitment to undergraduate teaching, one of 17 that makes writing a priority across all disciplines, and one of 18 that offers strong learning communities.
- Students can select from approximately 80 undergraduate and 110 graduate degree programs offered by five colleges: Agriculture, Forestry and Life Sciences; Architecture, Arts and Humanities; Business and Behavioral Science; Engineering and Science; and Health, Education and Human Development.
- **SmartMoney** magazine ranked Clemson No. 6 among the nation's top public and private universities whose graduates get the best return on their tuition dollars.
- **Kiplinger** magazine rated Clemson among the best values in public higher education, No. 34 for in-state students and No. 36 for out-of-state students, in its most recent rankings of the "100 Best Values in Public Colleges."
- The **Princeton Review** and **USA Today** included Clemson among the nation's 75 best values in public colleges and universities in its guidebook of "Best Value Colleges for 2012."
- The **Princeton Review** guidebook "The Best 376 Colleges: 2012 Edition" ranked Clemson No. 1 for good town-gown relations, No. 2 for happiest students, No. 3 for participation in intramural sports,

## 2012-13 ACC Basketball Exposure

All-time highs in national television appearances and games televised, as well as a record-setting number of overall TV appearances, highlight the 2012-13 Atlantic Coast Conference basketball schedule.

The league's 12 member schools are scheduled to make an ACC-record 201 national television appearances, breaking the record of 192 set last year. League schools will also make 327 overall TV appearances, eclipsing the previous record of 304 set a year ago.

In addition, ACC teams will take part in 208 televised games, topping the 200-game mark set in 2010-11.

For the first time in league history, member schools will play 18-game ACC schedules with all 108 contests scheduled to be broadcast live, including 53 on a national basis either on ESPN (50) or CBS (3).

All 11 games of the 2013 ACC Tournament will be jointly broadcast by ESPN/ESPN2/ESPNU and the ACC Network.

Each of the 108 conference games, with the exception of the three CBS telecasts, will be available through WatchESPN, accessible online at WatchESPN.com and through smartphones and tablets via the WatchESPN app to fans who receive their video subscription from an affiliated provider.

### 2012-13 Games & Appearances

Title	Games	App.
ACC Network	35	70
ESPNU	45	65
RSN	35	55
ESPN/ESPN2	17	32
ESPN	20	29
ESPN2	22	27
ESPN2/ESPNU	9	9
ESPN/ACC Network	4	8
ESPN2/ACC Network	4	8
ESPNU/ACC Network	4	8
CBS	3	6
NBCS	2	2
TruTV	2	2
CBS Sports Network	3	3
AXS	1	1
Fox Sports Net	1	1
Fox Sports	1	1

No. 8 for popularity of intercollegiate sports, No. 9 for career services, and No. 11 for the administration's ability to smoothly run the University.

- Clemson has more than 400 student organizations active on campus, ranging from community service and professional development to team sports and cultural enrichment.

## Coaching Excellence

- Brad Brownell was the 10th coach in ACC history, and the first in Clemson history, to take his team to the NCAA Tournament in his first season. He guided Clemson to an ACC Tournament and NCAA Tournament win in 2011, the first time that has happened in the same season since 1990.
- Brownell established the Clemson record for total wins (22) and ACC wins (9) by a first-year head coach in 2010-11.
- Clemson's three assistant coaches (Mike Winiecki,

Earl Grant and Steve Smith) have combined for 37 total seasons at the Division I level.


- Winiecki was a decorated post player for the University of Richmond from 1986-89. He was an All-Colonial selection as a senior when he averaged 17.6 points and 8.3 rebounds per game. He led the Spiders to the Sweet 16 of the NCAA Tournament in 1988 as a No. 13 seed.
- Dick Bender, Clemson's director of basketball operations, was an assistant coach at DePauw University (IN) when Brownell was a player.
- Rick Ray, Brownell's associate head coach his first two seasons at Clemson, is now the head coach at Mississippi State.

## Exposure

- Clemson will have a guarantee of 13 games on national television this season. All 13 will be broadcast on the ESPN family of networks, including each of the three games in the Old Spice Classic over the Thanksgiving holiday.
- The Tigers will play 18 conference games for the first time in the ACC in 2012-13, and all of them will be shown on live television.
- Twenty-seven of Clemson's 30 regular season games will either be on live television or Web stream.
- ESPN College GameDay made its first-ever appearance at Littlejohn Coliseum on Jan. 23, 2010. The popular weekly show originated live from Clemson when the Tigers played host to the Duke Blue Devils.

## Family Ties

- Clemson has a unique history when it comes to basketball families. One member of this year's squad has bloodlines that run deep with the history of Tiger basketball.
- Devin Booker is the younger brother of 2010 senior Trevor Booker, who concluded his career as one of the most decorated players in school history. Devin, now a senior, is Clemson's leading returning scorer.



## OVERVIEW

## PLAYERS

## STAFF

## TRADITION

## REVIEW

## RECORDS





# CLEMSON BASKETBALL HERITAGE

## OVERVIEW

## PLAYERS

## STAFF

## TRADITION

## REVIEW

## RECORDS

- The Grant family certainly made a name for itself in Clemson basketball lore. Horace and Harvey Grant played together in 1984-85, before Harvey transferred to Oklahoma for the remainder of his career. Horace went on to earn ACC Player-of-the-Year honors in 1986-87. Jerai, son of Harvey, played on four NCAA Tournament teams and was named to the All-ACC Defensive squad in 2011.
- The first set of brothers to play at Clemson was in 1911-12, the first year of Tiger basketball. James O. Erwin and John W. Erwin helped Clemson to a 13-5 combined record in the program's first two seasons.
- The most intriguing set of brothers in Clemson history was actually a quartet from LaGrange, GA. Tom Mahaffey played for the Tigers from 1959-62, and he was followed by brothers Donnie (1961-64), Randy (1964-67) and Richie (1966-70). The four combined to score 3,555 points - the highest point total combination in ACC history among brothers.
- The Christie brothers also played at Clemson. Tony (1995-99) scored 733 points in his career, two less than his younger brother Chey (2001-04) who transferred to South Alabama prior to his final season.
- Another family connection occurred from 1994-97, when Bill Harder was a contributor at guard on several successful teams under then Head Coach Rick Barnes. He is the son of Dr. Byron Harder, who was Clemson's team physician for years.

### Harlem Globetrotters

- 2012 Clemson graduate Bryan Narcisse was drafted in the spring by the Harlem Globetrotters, and in September he was named to the official roster after a week-long training camp.
- Narcisse finished third in the voting at the 2012 College Slam Dunk Contest, which prompted the invitation by the Globetrotters, now in their 87th year as a basketball entertainment organization.

- Narcisse is the second player with Clemson ties to be a Globetrotter, joining John "Moose" Campbell, who played for the Tigers from 1977-80.

### International Experience

- Four players from Clemson have played in the World University Games, including 2010 senior Trevor Booker. He helped Team USA to a bronze medal in Serbia after averaging 6.2 points and 4.3 rebounds per game for a balanced squad.
- Dale Davis, Sharone Wright and Greg Buckner each guided Team USA to gold medal performances in the World University Games.
- Tree Rollins is the lone player with Clemson ties to compete in the Pan American Games. He won a gold medal with the American squad in 1975.

### Landmark Victories

- Clemson has upset at least one ranked team in 25 of the last 27 years, including 2011-12 when Clemson defeated eventual NCAA Tournament participant Virginia at home, 60-48.
- Overall, Clemson has defeated a top-25 nationally ranked team 81 times, dating to a 96-94 overtime victory over eighth-ranked NC State during the 1956-57 season.
- Clemson has upset the nation's top ranked team on two occasions. The first came against Duke on Jan. 9, 1980, an 87-82 victory in front of a capacity crowd at Littlejohn Coliseum. The second came in 2000-01 when the Tigers defeated No. 1 North Carolina by a 75-65 score. North Carolina had won 18 consecutive games entering the contest.
- Clemson's win over Duke in 2009 was its first regular-season victory against the Blue Devils since 1997. The Tigers won by a 27-point margin, largest against the Duke program since the 1990 NCAA championship game versus UNLV.


- In 2009, the Tigers knocked off eventual NCAA finalist Butler by a score of 70-69 in the 76 Classic in Anaheim, CA. Demontez Stitt sank a pair of go-ahead free throws in the final seconds, and then Trevor Booker sealed the victory with a blocked shot at the buzzer.

### Littlejohn Coliseum

- The Tigers' home arena was voted the second-toughest venue in all of college basketball in 2009 in a contest sponsored by EA Sports.
- Clemson reopened Littlejohn Coliseum on Jan. 5, 2003 for a nationally-televised contest with Duke after undergoing \$32 million renovations.
- The renovation included the construction of a new practice gym, athletic training room, weight room (to nearly 8,000 square feet), locker rooms, players lounge, and new press room.
- In January, Clemson announced a plan to build an additional practice facility for the coliseum as part of a major athletic upgrades project. Coaches' offices will also be moved from Jervey Athletic Center to the coliseum sometime in the near future.
- Littlejohn Coliseum has been noted for playing host to upsets of ranked teams in its 41 years of existence. Clemson has 53 wins over ranked teams, including 23 over top-10 teams.

### NBA Championships

- Former All-ACC center Elden Campbell won his first NBA Championship ring with the Detroit Pistons in 2004. He was a reserve center for Larry Brown's World Championship team that defeated the Lakers in the finals. Campbell became the second different Clemson player to earn an NBA World Championship ring, joining Horace Grant. Campbell is still the school's career scoring leader with 1,880 points. Campbell played in the NBA Finals again in 2005 with




**BRYAN NARCISSE USED THE 2012 COLLEGE SLAM DUNK CONTEST (ABOVE) TO LAND A ROSTER SPOT WITH THE WORLD-FAMOUS HARLEM GLOBETROTTERS (RIGHT).**





# CLEMSON BASKETBALL HERITAGE



OVERVIEW
PLAYERS
STAFF
TRADITION
REVIEW
RECORDS

Detroit, his third career appearance in the finals.

- Former Clemson All-American Horace Grant won his fourth NBA Championship ring in 2000-01 with the Los Angeles Lakers. He earlier won three crowns with Michael Jordan and the Chicago Bulls (1991-92-93). Grant has four crowns and played in the NBA Finals five times.
- Grant leads all former Clemson athletes in world championship rings with four. Jeff Bostic, who played center for the Washington Redskins from 1980-93, is second with three Super Bowl Rings. Former pitcher Jimmy Key had two World Series Championship rings.
- Grant played his 17th and final season in the NBA in 2003-04 with the Los Angeles Lakers, helping that team to the NBA Finals, where it lost to Campbell's Detroit Pistons.

## NBA Influence

- Clemson has a strong heritage when it comes to the NBA. Clemson has had seven different frontcourt players drafted in the first round over the years.
- The number grew to seven in 2010 when Clemson graduate Trevor Booker was the first senior chosen with the No. 23 overall selection by Minnesota (then traded to Washington). He was the first Tiger taken in the first round since Sharone Wright in 1994.
- Booker started 32 games for the Wizards last season and averaged 8.4 points and 6.5 rebounds per game before suffering a season-ending foot injury.
- Tree Rollins and Larry Nance are two former Tigers who experienced great success in the NBA. Rollins played 18 years in the league, which ranks among the top 10 totals in league history in service and he led the league in blocked shots in 1982-83. Nance was the NBA's first Slam Dunk champion (1984) and was an all-star with the Phoenix Suns and Cleveland Cavaliers. He still ranks as one of the top shot-blocking forwards in NBA history.
- Clemson has a reputation of producing talented

big men. That is reflected in the NBA's career list of blocked shots leaders. Three former Tigers are ranked in the top 30 in NBA history in the category. Tree Rollins (8th), Larry Nance (17th), and Elden Campbell (28th) are still among the all-time leaders.

- In 2004, four former Clemson players were in their 10th year or more in the NBA. Clemson and North Carolina were the only Division I schools to produce four players on NBA rosters with at least 10 years of NBA experience.
- Dale Davis played in the NBA from 1991-2007 and was a productive forward for several teams. He scored over 8,700 points and grabbed more than 8,600 rebounds in his career. He had five seasons in which he averaged double figures in scoring.
- Greg Buckner, a starter on three straight NCAA Tournament teams at Clemson from 1994-98, scored over 2,800 points as a reserve player for six different teams over his 10-year NBA career. He retired in 2009 and is now a development coach with the Houston Rockets.
- Chris Whitney played 11 years in the NBA and is now director of player development for the Bobcats.
- According to a 2012 report by the Wall Street Journal, former Clemson basketball players have earned over \$276 million in the NBA since 1985. The publication did a study of all NBA salaries since 1985 and Clemson ranks 22nd on the list in money earned by former players.

## Professional Prowess

- Clemson had 14 former players competing professionally in a domestic league or overseas during the 2011-12 season.
- Jerai Grant, a 2011 Clemson senior, played in the Australian Basketball League last season for the Sydney Kings and averaged 11.9 points and 8.1 rebounds per game. He was third in the league in blocks per game and fourth in rebounding.

- Grant's former teammate, Demontez Stitt, led Hapoel Tel Aviv to an appearance in the Final Four of the Balkan League.
- James Mays averaged 10.8 points and 6.0 rebounds per game for Mersin of the Turkish Basketball League and inked a training camp contract with the Brooklyn Nets prior to the start of the 2012-13 NBA season.
- Terrell McIntyre, who played overseas for nearly 10 seasons, had his No. 5 jersey retired by Montepaschi Siena of the Italian SerieA. McIntyre was a two-time All-Euroleague selection and led Siena to four straight Italian Championships, earning a pair of Finals MVP awards.
- Sharrod Ford, who played at Clemson from 2001-05, signed with Euroleague club Bamberg (Germany) in September of 2012.
- Three of Clemson's four 2012 seniors signed professional contracts with European clubs. Tanner Smith and Andre Young both signed to play in the Netherlands, while Catalin Baciu signed a contract to play in Cluj-Napoca, his hometown in Romania.

## Vickery Hall

- Vickery Hall was constructed in 1991, the first self-standing facility built for the academic progress of student-athletes in the nation. The facility has countless computers, academic advisors, learning specialists, and a host of tutors who supervise the off-the-court needs of Clemson's athletes.
- Clemson's 15 sports programs had a record grade point average of 2.99 for the 2012 spring semester, according to data released in May by the school's Office of Institutional Research.
- The men's basketball team had a 3.13 GPA for the 2011 fall semester, the best ever recorded by the program for a semester.
- The men's basketball program had a 953 APR score for the 2010-11 cohort, well above the 925 threshold.





# QUICK FACTS & TEAM DIRECTORY

## OVERVIEW

## PLAYERS

## STAFF

## TRADITION

## REVIEW

## RECORDS

### General Information

**Location:** Clemson, SC 29633  
**Founded:** 1889  
**Enrollment:** 19,911  
**President:** James F. Barker (Clemson '70)  
**Conference:** Atlantic Coast  
**Nickname:** Tigers  
**Colors:** Clemson Orange & Regalia  
**Arena:** Littlejohn Coliseum (10,000)  
**Web Site:** www.ClemsonTigers.com

### Basketball Staff

**Head Coach:** Brad Brownell (DePauw '91)  
*Record at Clemson: 38-27 (2 years); Overall Record: 205-112 (10 years)*  
**Associate Head Coach:** Mike Winiacki (Richmond '89)  
**Assistant Coach:** Earl Grant (Georgia College '00)  
**Assistant Coach:** Steve Smith (Trinity College '02)  
**Director of Basketball Operations:** Dick Bender (Western Maryland '86)  
**Graduate Manager:** Jonah Baize (Clemson '11)  
**Strength & Conditioning:** Darric Honnold (Iowa State '00)  
**Athletic Trainer:** Andy McPherson (Arkansas State '02)  
**Video Coordinator:** Lucas McKay (UNC Wilmington '06)  
**Team Physician:** Dr. Len Reeves (MUSC '90)  
**Orthopedic Surgeon:** Dr. Larry Bowman (MUSC '74)  
**Administrative Assistant to the Head Coach:** Susan Ruark (O: 864-656-1954; Email: sruark@clemson.edu)  
**Administrative Specialist/Assistant Coaches:** Keshana Ham (O: 864-656-2217; Email: ham@clemson.edu)  
**Head Student Manager:** Austin Reid

### Senior Athletic Staff

**Athletic Director:** Dr. Terry Don Phillips (Arkansas '69)  
**NCAA Faculty Representative:** Janie Hodge (Memphis State '76)  
**Executive Sr. Associate Athletic Director:** Bill D'Andrea (Indiana State '73)  
**Sr. Associate Athletic Director:** Katie Hill (Central Arkansas '77)  
**Associate AD/Administration:** Phil Grayson (IU South Bend '89)  
**Associate AD/Athletic Academic Services:** Rebecca Bowman (Winthrop '76)  
**Associate AD/Event Manager:** Van Hilderbrand (Clemson '74)  
**Associate AD/Marketing & Sponsorship:** Tim Match (Bowling Green '85)  
**Associate AD/Marketing & Revenue:** Mike Money (Clemson '00)  
**Associate AD/Facilities & Grounds:** Robert Ricketts (Erskine '71)  
**Associate AD/Sr. Women's Admin.:** Barbara Kennedy-Dixon (Clemson '83)  
**Associate AD/Administration:** Kyle Young (Clemson '02)  
**Associate AD/Compliance Services:** Stephanie Ellison (Clemson '98)  
**Associate AD/Planned Giving:** Bert Henderson (Mars Hill '78)  
**Assistant AD/IPTAY Annual Fund:** Travis Furbee (West Virginia '97)  
**Associate AD/Executive Director of Major Gifts:** Bobby Couch (Wofford '89)  
**Assistant AD/Facilities:** Gary Wade (Nebraska '78)  
**Assistant AD/Compliance Services:** Brad Woody (Clemson '99)  
**Assistant AD/Tiger Letterwinners Association:** John Seketa (SIU Edwardsville '81)  
**Director of Compliance:** Amanda Gray (College of Charleston '08)  
**Performance Coordinator:** Dr. Loreto Jackson (Miami (FL) '96)  
**Director of Sales:** Lynn Sparks (Winthrop '77)  
**Director of Sports Medicine:** Danny Poole (Western Carolina '79)  
**Director of Ticket Operations:** Kate McCrary (Clemson '05)  
**Director of Equipment:** Alphonso Smith (Clemson '91)

### Publicity Staff

**Assistant AD/SID:** Tim Bourret (Notre Dame '77)  
**Associate SID/Basketball:** Philip Sikes (Clemson '02)  
**Senior Associate SID:** Sam Blackman (Clemson '85)  
**Associate SID:** Brian Hennessy (Clemson '98)  
**Assistant SID:** Jeff Kallin (Clemson '07)  
**Assistant SID/Webmaster:** Libby Kehn (Clemson '02)  
**SID Office Phone/Fax:** (864) 656-2114 / (864) 656-0299  
**Press Row:** (864) 656-6833  
**Sikes Cell:** (864) 525-4889  
**Sikes E-Mail:** philips@clemson.edu  
**Bourret E-Mail:** btimoth@clemson.edu  
**SID Address:** P.O. Box 31, Clemson, SC 29633  
**Overnight Mailing Address:** 100 Perimeter Road, Clemson, SC 29633

### Clemson Tiger Sports Properties (Radio Network)

**Office Phone:** (864) 654-5544  
**Mailing Address:** P.O. Drawer 552, Clemson, SC 29633  
**Play-by-Play:** Pete Yanity  
**Color Analyst:** Tim Bourret  
**Network Manager:** Gerry Dickey

### 2012-13 Personnel Breakdown

#### Lettermen Returning: 8

Name	Pos	Hgt	Wgt	Cl.	PPG	RPG	FG%	FT%
Devin Booker	F/C	6-8	250	Sr.	10.5	7.0	.459	.698
Devin Coleman	G	6-2	200	So.	2.6	1.3	.359	.727
Carson Fields	G	6-4	200	So.	0.3	0.1	.500	--
Rod Hall	G	6-1	210	So.	3.6	1.6	.441	.596
Milton Jennings	F	6-9	225	Sr.	9.7	5.6	.439	.592
K.J. McDaniels	F	6-6	195	So.	3.9	1.8	.454	.579
T.J. Sapp	G	6-2	195	So.	3.6	1.6	.311	.438
Bernard Sullivan	F	6-7	230	So.	1.4	1.1	.372	.462

#### Newcomers: 6

Name	Cl.	Pos	Hgt	Wgt
Jaron Blossomgame	Fr.	F	6-7	190
Adonis Filer	Fr.	G	6-2	185
#Damarcus Harrison	So.	G	6-4	195
Landry Nnoko	Fr.	C	6-10	240
Jordan Roper	Fr.	G	5-11	155
Josh Smith	Fr.	F	6-8	255

# - transfer from BYU

#### Lettermen Lost: 4

Name	Pos	Hgt	Wgt	PPG	RPG	FG%	FT%
Catalin Baci	C	7-2	255	4.1	2.1	.581	.581
Bryan Narcisse	F	6-6	225	2.6	2.1	.377	.696
Tanner Smith	G	6-5	210	11.2	5.1	.457	.721
Andre Young	G	5-9	170	13.3	2.7	.416	.828

**Starters Returning:** 2 (Devin Booker, Milton Jennings)  
**Starters Lost:** 3 (Bryan Narcisse, Tanner Smith, Andre Young)  
**Top Returning Scorer:** Devin Booker (10.5 ppg)  
**Top Returning Rebounder:** Devin Booker (7.0 rpg)  
**Top Returning Assist Maker:** Devin Booker (39)  
**Top Returning FG Shooter:** Devin Booker (.459, min. 100 attempts)  
**Top Returning 3-Point Shooter:** T.J. Sapp (.316, min. 75 attempts)  
**Top Returning FT Shooter:** Devin Booker (.698, min. 25 attempts)  
**Top Returning Shot Blocker:** Devin Booker (29)  
**Top Returnee in Steals:** Devin Booker (27)

### 2012-13 Roster Breakdown

**By Class:** 2 seniors, 0 juniors, 7 sophomores, 5 freshmen  
**By State:** South Carolina 4, Georgia 2, North Carolina 2, Alabama 1, Florida 1, Illinois 1, Kentucky 1, Pennsylvania 1  
**By Country:** United States 12, Cameroon 1

### 2011-12 Season Review

**Overall Record:** 16-15  
**ACC Record:** 8-8 (7th)  
**Postseason Play:** ACC Tournament, lost in first round to Virginia Tech, 68-63.

### All-Time Postseason Play

**Overall NCAA Appearances:** 11  
**Overall NCAA Tournament Record:** 9-11  
**Last NCAA Appearance/Result:** 2011/Def. UAB 70-52 in First Rd, Lost to W. Virginia 84-76 in Second Rd  
**Overall NIT Appearances:** 14  
**Overall NIT Record:** 15-14  
**Last NIT Appearance/Result:** 2007/Runner-Up (West Virginia 78, Clemson 73)





# MEDIA INFORMATION

## Media Entrance

The media entrance to Littlejohn Coliseum is the tunnel entrance under the Huckabee Annex on the south end of the facility. It is basically the same entrance used prior to the 2003 renovation, the tunnel just begins much closer to the street.

Media picking up credentials should enter at the tunnel, where a member Event Partners, Inc. (EPI) will be present to assist you.

Media parking is available through the Clemson sports information office. Some parking is available in the lot below the tunnel entrance to the Coliseum and some is available in the parking lot adjacent to the Jervy Gym, just across the street from the Coliseum. All media parking is within 200 yards of the tunnel entrance.

## Media Room

The media room is in the tunnel, just 50 feet from the credential pickup location. The media room includes 26 work stations for writers, as well as space for a pregame meal. There is also an area for photographers to send photos during and after the game.

The media room is also equipped with wireless internet access, as well as hard lines. Visitors are asked to access the 'ClemsonGuest' network in order to connect wirelessly.

## Live In-Game Statistics

Members of the media can follow live in-game statistics on a laptop, iPad or tablet. Statistics are generated nearly instantaneously on the Web site [www.Clemson.StatBroadcast.com](http://www.Clemson.StatBroadcast.com). A secure password will be provided on the day of the game.

## Postgame Interviews

The head coach of the visiting team will enter the postgame interview room, which is directly across from the media room, after a 10-minute cooling off period. Clemson Head Coach Brad Brownell will follow, after he has done his radio network postgame interview.

A member of the sports information staff will circulate press row in the game's final minutes for your specific Clemson player requests. See the opposing sports information director for their postgame player interview procedure.



**Tim Bourret**  
Assistant AD,  
Sports Information Dir.



**Philip Sikes**  
Associate SID,  
Basketball

Clemson players will be available in the interview room area no less than 10 minutes after the completion of the game. No postgame interviews are allowed in the tunnel hallway.

## Brad Brownell Availability

Head Coach Brad Brownell is available throughout the week during the season. He is available prior to practice the day before scheduled games. He is also available via an ACC teleconference on Mondays during the conference regular season. His pre-practice interviews will be held in the same location as postgame interviews, unless otherwise noted.

## Player Availability

Clemson players are available prior to practice the day before scheduled games and at requested times throughout the week. Please contact Associate SID Philip Sikes at (864) 656-1985 for specific player requests.

All availability times and dates will be sent via email by Sikes. Please contact Sikes ([philips@clemson.edu](mailto:philips@clemson.edu)) if you wish to be added to the mass distribution list.

## Obtaining Credentials

To obtain press passes for any Clemson basketball games send all correspondence on company letterhead to Philip Sikes, P.O. Box 31, Clemson, SC 29633. Or, you may request by fax at (864) 656-0299 or by email ([philips@clemson.edu](mailto:philips@clemson.edu)).

Only media outlets who cover either team on a regular basis will be credentialed for a Clemson home game. Any spouses, dates, or anyone 16 years of age and under will not be allowed in the press area.

## Clemson Sports Information Staff

**Tim Bourret**, Assistant AD, Sports Information  
Office: (864) 656-1926

E-mail: [btimoth@clemson.edu](mailto:btimoth@clemson.edu)

**Philip Sikes**, Associate SID (Men's Basketball)

*Interview & credential requests*

Office: (864) 656-1985

Cell: (864) 525-4889

[philips@clemson.edu](mailto:philips@clemson.edu)

**Sam Blackman**, Senior Associate SID

Office: (864) 656-1924

**Brian Hennessy**, Associate SID

Office: (864) 656-1921

**Jeff Kallin**, Assistant SID

Office: (864) 656-1920

**Libby Kehn**, Assistant SID/Webmaster

Office: (864) 656-4218

## SID Office Address

P.O. Box 31, Clemson, SC 29633

## Overnight Shipping Address

100 Perimeter Road (Jervy Athletic Center)

Clemson, SC 29633

## Atlantic Coast Conference Media Information

### Address

P.O. Drawer ACC

Greensboro, NC 27417

4512 Weybridge Lane

Greensboro, NC 27407

**Phone:** (336) 851-6062

**Fax:** (336) 854-8797

## ACC Communications Staff

Brian Morrison, Associate Commissioner/MBB

Mike Finn, Associate Commissioner/FB

Steve Phillips, Associate Director

Amy Ufnowski, Associate Director

George Lane, Assistant Director

Heather Hirschman, Website Coordinator

## ACC Teleconference Schedule for 2012-13

The 12 ACC head basketball coaches will be featured on nine Monday teleconferences during the 2012-13 season. The season's first teleconference will take place on Monday, January 7, 2013, and continue through Monday, March 11.

Each coach will have 10 minutes to make an opening statement and answer questions. There will be an instant replay of each teleconference on the Conference's internet site [TheACC.com](http://TheACC.com) each Monday afternoon.

## ACC Basketball Teleconference Schedule

Jeff Bzdelik, Wake Forest	10:30
James Johnson, Virginia Tech	10:40
Tony Bennett, Virginia	10:50
Mark Gottfried, NC State	11:00
Roy Williams, North Carolina	11:10
Jim Larranaga, Miami	11:20
Mark Turgeon, Maryland	11:30
Brian Gregory, Georgia Tech	11:40
Leonard Hamilton, Florida State	11:50
Mike Krzyzewski, Duke	12:00
<b>Brad Brownell, Clemson</b>	<b>12:10</b>
Steve Donahue, Boston College	12:20

*Note: All times are AM and Eastern.*

Media Phone number: (913) 312-0942





# 2012-13 ROSTERS

OVERVIEW  
PLAYERS  
STAFF  
TRADITION  
REVIEW  
RECORDS

## Alphabetical

#	Name	Pos	Hgt	Wgt	Cl.	Exp.	Hometown	Previous School
5	Jaron Blossomgame	F	6-7	190	Fr.	HS	Alpharetta, GA	Chattahoochee HS
31	Devin Booker	F/C	6-8	250	Sr.	3VL	Whitmire, SC	Union HS
15	Devin Coleman	G	6-2	200	So.	1VL	Philadelphia, PA	Friends' Central HS
2	Carson Fields	G	6-4	200	So.	1VL	Pewee Valley, KY	South Oldham HS
3	Adonis Filer	G	6-2	185	Fr.	HS	Chicago, IL	Notre Dame Prep (MA)
12	Rod Hall	G	6-1	210	So.	1VL	Augusta, GA	Lucy C. Laney HS
21	Damarcus Harrison	G	6-4	195	So.	TR	Greenwood, SC	BYU
24	Milton Jennings	F	6-9	225	Sr.	3VL	Summerville, SC	Pinewood Prep
32	K.J. McDaniels	F	6-6	195	So.	1VL	Birmingham, AL	Central Park Christian HS
35	Landry Nnoko	C	6-10	240	Fr.	HS	Yaounde, Cameroon	Montverde Academy (FL)
20	Jordan Roper	G	5-11	155	Fr.	HS	Columbia, SC	Irmo HS
1	T.J. Sapp	G	6-2	195	So.	1VL	Fort Lauderdale, FL	Northeast HS
33	Josh Smith	F	6-8	255	Fr.	HS	Charlotte, NC	Olympic HS
22	Bernard Sullivan	F	6-7	230	So.	1VL	Gastonia, NC	Davidson Day HS

## Numerical

#	Name	Pos	Hgt	Wgt	Cl.	Exp.	Hometown	Previous School
1	T.J. Sapp	G	6-2	195	So.	1VL	Fort Lauderdale, FL	Northeast HS
2	Carson Fields	G	6-4	200	So.	1VL	Pewee Valley, KY	South Oldham HS
3	Adonis Filer	G	6-2	185	Fr.	HS	Chicago, IL	Notre Dame Prep (MA)
5	Jaron Blossomgame	F	6-7	190	Fr.	HS	Alpharetta, GA	Chattahoochee HS
12	Rod Hall	G	6-1	210	So.	1VL	Augusta, GA	Lucy C. Laney HS
15	Devin Coleman	G	6-2	200	So.	1VL	Philadelphia, PA	Friends' Central HS
20	Jordan Roper	G	5-11	155	Fr.	HS	Columbia, SC	Irmo HS
21	Damarcus Harrison	G	6-4	195	So.	TR	Greenwood, SC	BYU
22	Bernard Sullivan	F	6-7	230	So.	1VL	Gastonia, NC	Davidson Day HS
24	Milton Jennings	F	6-9	225	Sr.	3VL	Summerville, SC	Pinewood Prep
31	Devin Booker	F/C	6-8	250	Sr.	3VL	Whitmire, SC	Union HS
32	K.J. McDaniels	F	6-6	195	So.	1VL	Birmingham, AL	Central Park Christian HS
33	Josh Smith	F	6-8	255	Fr.	HS	Charlotte, NC	Olympic HS
35	Landry Nnoko	C	6-10	240	Fr.	HS	Yaounde, Cameroon	Montverde Academy (FL)

**Head Coach:** Brad Brownell

**Associate Head Coach:** Mike Winiecki

**Assistant Coaches:** Earl Grant, Steve Smith

**Director of Basketball Operations:** Dick Bender

**Strength & Conditioning:** Darric Honnold


**Athletic Trainer:** Andy McPherson

**Video Coordinator:** Lucas McKay

**Graduate Manager:** Jonah Baize

### Pronunciation Guide

Jonah Baize                    *BAYZ*  
 Brad Brownell                *brow-NEHL*  
 Landry Nnoko                 *NOH-coe*  
 Mike Winiecki                 *wih-NEH-kee*





# 2012-13 SEASON OUTLOOK


When Devin Booker and Milton Jennings were freshmen in 2009-10, Trevor Booker, now in the NBA with the Washington Wizards, was the senior leader of the Tigers. When they were sophomores, Demontez Stitt, the only Clemson basketball player to start on four NCAA Tournament teams, was the leader. Last year, guards Tanner Smith and Andre Young showed the way.

Now it is Booker and Jennings' turn to provide that all important intangible. They are the only two seniors on a 14-man roster that includes 12 freshmen and sophomores, the most players in their first or second year on the Clemson men's basketball team since freshman eligibility was established in 1972-73.

Clemson's frontcourt duo has been a part of two NCAA Tournament teams, and three Tiger teams that have posted a break even or better record in the ACC (Clemson and Duke are the only ACC teams with break even or better conference marks each of the last five years). They have the experience, as they have combined to play 189 games, 3,880 minutes with 90 starts.

"There is a lot riding on the play of Devin and Milton this year," said Head Coach Brad Brownell, who begins his third year as head coach of the Tigers. "They are seniors in the program and have gone from backups to starters, to now hopefully leaders and primetime players. They'll get more touches this year, but they should be ready to play well. They've taken the path you would want players to take over their careers. You've seen development within their individual games, and now they are in position to be breakout guys."

Booker and Jennings will be looking to lead six other returning lettermen, but none of them were considered starters over the course of last season. Only three of the six have started a game, and one of those was for just one start. There are five sophomore scholarship players who lettered last year, but only four will be available as Devin Coleman, Clemson's leading scorer in the ACC Tournament game against Virginia Tech, was likely lost for the season due to a torn Achilles tendon suffered over the summer.



ROD HALL

There are six newcomers to the squad, including Damarcus Harrison, a transfer from BYU whose eligibility was granted for 2012-13 after Clemson's waiver was successfully granted by the NCAA. One of the freshmen, Jaron Blossomgame, suffered a broken leg in the offseason and has been unable to participate fully in workouts this fall.

Obviously many of the underclassmen will have to step up, as the Tigers have three starting positions available, all in the backcourt or wing positions.

"When you lose starters like Tanner Smith and Andre Young, our question marks are obviously in the backcourt," Brownell said.

"We need our perimeter players to step up. It's a big step to go from not starting to being a consistent, productive player. Decision-making and scoring from the wing will be big factors for us. We need to improve in terms of outside shooting.

"Our interior should be our strength with Devin and Milton, and I look for Bernard Sullivan to be in the mix on the inside as well. We should have some good depth. I hope rebounding will be one of our strengths. Devin was great on the defensive boards last year, but we need to be improved as a team in terms of offensive rebounding."

This young Clemson team will face a difficult schedule, one that will challenge the Tigers early in the season.

"I'm very excited to bring Purdue and Arizona to Littlejohn Coliseum," Brownell said. "I hope our fans understand how special that is. Purdue and Arizona have both been perennial NCAA Tournament teams over the years. It is hard to get those games at home."

The Tigers will also play perennial NCAA Tournament team Gonzaga (26-7 last season) at the Old Spice Classic in Orlando, where the Tigers will play three games over the Thanksgiving holidays.

## Backcourt

While Rod Hall and T.J. Sapp are not considered returning starters, they did start nine games apiece last year. Both had high moments last year and will be looked upon to provide more offensive punch on a consistent basis.

Hall averaged 3.8 points per game and shot 44.1 percent from the field, including 49 percent in ACC games. He was regarded as the top defensive player among the freshmen and played 519 minutes last season, more than any other first-year player. He scored a season-high 18 points in Clemson's overtime victory against Southern Illinois.

"There will be a lot of competition at the point guard position, and Rod is a competitor," Brownell said. "He is a little too quiet, but he has an air of confidence about him and the guys respect him because he is a player that makes other guys better. He is one of our best post passers and he knows how to lead guys into baskets."

Sapp, a 6-foot-2 guard from Fort Lauderdale, FL averaged 3.6 points per game last year in just over 16 minutes per game. He played 482 minutes overall, second among the five freshmen. He averaged 5.7 points per game in the pre-ACC slate and scored in double figures four times. He showed his scoring potential in Clemson's victory at Iowa when he produced 13 points and hit 3-of-6 three-point shots.

"Sapp had a typical freshman year," Brownell said. "He played a lot early and hit the wall like a lot of freshmen do. He has put on 10 pounds during the offseason to help him absorb contact and finish plays



MILTON JENNINGS

more effectively in the paint this year. We need him to keep things simple. When he does that he is pretty effective."

K.J. McDaniels is a 6-foot-6 wing from Birmingham, AL who has great upside potential. He averaged 3.9 points per game last year when he played 10.1 minutes per game. He made 45 percent of his shots and had 20 blocked shots on defense, seven more than his turnover total.

The high-flying McDaniels was sixth on the team in scoring and fifth in ACC games where he averaged 4.9 points per game. He had some breakout games in ACC play, including 14 at Virginia Tech and 16 at Florida State.

"Athletically, K.J. is extremely gifted," Brownell said. "He helped us win some games last year with his athleticism. He has been pretty focused in the offseason and is shooting the ball well. With injuries to Devin and Jaron, he is going to see a lot of playing time on the wing. He will have the opportunity to show what he can do. He has the ability to create his own shot and can get an offensive rebound."

Coleman averaged 2.6 points and 1.3 rebounds per game last year, but he showed great improvement over the course of the season and will be a big loss for the Tiger backcourt.

"Devin had gotten comfortable as a scorer late in the year, and we saw that in the ACC Tournament when he led us in scoring."

Clemson got a boost in late September when Harrison's eligibility was granted. Instead of sitting out the usual one-year waiting period as a transfer, he will be on the court in November for Brownell's team. He averaged 3.2 points per game for BYU in 2011-12, and was a four-star prospect coming out of Christ School in Asheville, NC.


OVERVIEW
PLAYERS
STAFF
TRADITION
REVIEW
RECORDS





## 2012-13 SEASON OUTLOOK

OVERVIEW  
PLAYERS  
STAFF  
TRADITION  
REVIEW  
RECORDS



K.J.  
MCDANIELS

Two freshmen will be in the mix in the backcourt, Adonis Filer and Jordan Roper. Filer is a 6-foot-2 guard from Chicago, IL who played at Notre Dame Prep in Massachusetts last year, while Roper is a 5-foot-11 guard from Columbia, SC who played at Irmo High School.

Filer, whose brother played football at the University of Notre Dame, helped his prep school to the national semifinals of the National Championship last year. He possesses good quickness and is a fiery competitor.

Roper was ranked as the No. 84 senior prospect by PrepStars when he was a first-team all-state selection. He averaged 17.1 points and 4.6 assists per game as a senior and led Irmo to a state title as a junior as well.

"Adonis is a bigger, stronger freshman who has an outgoing personality," Brownell said. "He is not afraid

to make plays and likes to drive to the basket. Jordan is a good mid-range shooter who can score off the bounce. He is thin, but has a ton of spring."

### Frontcourt

As stated previously, Booker and Jennings will be the frontcourt and overall leaders in 2012-13. The two will be keys to Clemson's interior defense, which was a strength of the team last year when the Tigers allowed just 60.6 points per game, best by a Clemson team since 1950.

Booker is Clemson's top returning scorer with a 10.5 average. He also led the team in rebounding last year with a 7.0 average, and in blocked shots with 29. For his career, Booker is just three rebounds short of 500 and needs 252 points to reach 1,000.

"Devin is a gifted athlete," Brownell said. "His skill level has improved during his time here. He is stronger this year and has the physical tools to compete with anyone at this level. He is in a good place entering this year."

Jennings is Clemson's leading returning scorer from last season in terms of ACC games, when he averaged 10.9 points per game. He added 6.1 rebounds per game in league games as well. The former McDonald's All-American has improved each year he has been at Clemson in terms of scoring average and rebounding.

"Milton has some skills, especially when it comes to shooting," Brownell said. "He has improved in his strength in the offseason. He has a chance to make another major step in his career development."

Sullivan is a third returning letterman in the frontcourt. Sullivan was limited in playing time last season due to asthma problems, but he is much better heading into his sophomore year. The 6-foot-7 native of Gastonia, SC averaged 1.4 points and 1.1 rebounds last year in 210 minutes of play.

"Bernard was behind last year in terms of conditioning because of his asthma last year,"



BERNARD  
SULLIVAN

Brownell said. "It affected his stamina. But he has the ability to play longer now and he has the versatility to help us. He can drive from the post or hit the 15-footer."

The other three members of the roster in the frontcourt are true freshmen - Jaron Blossomgame of Alpharetta, GA, Josh Smith of Charlotte, NC, and Landry Nnoko of Yaounde, Cameroon. All three will compete for playing time this year.

Blossomgame is Clemson's most highly regarded signee from the 2012 class by many services. He was ranked as the No. 74 senior prospect by PrepStars, and No. 94 by ESPN. A first-team AAAA all-state selection, he averaged 25.8 points per game as a senior at Chattahoochee High School.

"It was obviously a big setback when Jaron suffered the injury," Brownell said. "He has missed the entire summer. When we saw him play during the recruiting process, you had to be impressed with how hard he plays. He is a good rebounder and competitive defender."

Nnoko is a 6-foot-10 center who is a long, athletic player, and he is the cousin of former UCLA standout Luc Richard Mbah a Moute. He was ranked as the No. 19 prospect at center by ESPN.

"Landry can really run the floor," Brownell said. "For a guy who has only played three years of basketball, he has a solid understanding of how the game should be played."

Smith is a 6-foot-8, 255-pounder who led Olympic High School to a 28-2 record last year and a fourth straight conference title. He averaged 12.5 points and 11.5 rebounds as a senior.

"Josh likes to bang down low in the paint, and that will serve him well in this league," Brownell said. "He runs very well for his size."



T.J.  
SAPP





# 2012-13 SCHEDULE BREAKDOWN

The full 2012-13 men's basketball schedule was released in September by the Atlantic Coast Conference. In addition to the first 18-game ACC schedule in school history, Clemson's non-conference slate will include home games against traditional powers Arizona and Purdue, as well as a trip to Orlando, FL for the Old Spice Classic over the Thanksgiving holiday.

"We have a very challenging schedule," said Clemson Head Coach Brad Brownell. "We're unbelievably excited to bring Purdue and Arizona to Littlejohn Coliseum. They're perennial NCAA teams. It's unbelievably hard to get those kind of games at home. Hopefully our fans will understand how special that is."

Purdue was previously announced in the spring as Clemson's opponent in the 2012 ACC/Big Ten Challenge. It will be the third meeting between the two schools in the event, but the first matchup between the two programs' head coaches, Brownell and Purdue's Matt Painter. The game is scheduled for Wednesday, Nov. 28 and will be televised by ESPNU at 7:15 PM.

The Arizona game will be the second in the home-and-home series with the Wildcats. The game will be played on Saturday, Dec. 8 before an ESPN2 audience at 8:00 PM. The Wildcats are under the direction of third-year Head Coach Sean Miller.


"The Arizona game is a great one for our fans," Brownell said. "We hope to have a great turnout. Arizona is a top 10 program, and I want to put our guys in that kind of game."

Preceding those two marquee home games will be a trip to Orlando, FL and the ESPN Wide World of Sports Complex. The Tigers will compete over four days in the prestigious Old Spice Classic for the first time.

Clemson's first round opponent is another of the nation's perennial contenders, the Gonzaga Bulldogs of the West Coast Conference. The two have met just once previously, with Gonzaga beating Clemson in the 1997 Top of the World Classic in Alaska. The two will square off at 9:00 PM on ESPN2 on Thursday, Nov. 22. The winner will advance to face the winner of Oklahoma vs. UTEP in the second round.

"With two more league games, Arizona and Purdue at home, plus Gonzaga and several other great teams in the Old Spice Classic, it's a great schedule," Brownell said. "Our guys will have to be ready to go."

Clemson will be ready to tip off the regular season on Monday, Nov. 12 against Presbyterian College at home. Other home games prior to the start of ACC play will be against Florida A&M (Dec. 15), SC State (Dec. 23) and The Citadel (Jan. 1).



2012-13 Schedule				
Date	Day	Opponent	Time	TV/Web
Nov. 5	Mon.	Lander (Exhibition)	7:00 PM	
Nov. 12	Mon.	Presbyterian	7:00 PM	ESPN3
Nov. 16	Fri.	at Furman	7:00 PM	ESPN3
Nov. 22	Thu.	# vs. Gonzaga	9:00 PM	ESPN2
Nov. 23	Fri.	# vs. Oklahoma/UTEP	TBA	ESPN2
Nov. 25	Sun.	# vs. TBA	TBA	TBA
Nov. 28	Wed.	^ Purdue	7:15 PM	ESPNU
Dec. 2	Sun.	at South Carolina	12:00 PM	ESPNU
Dec. 8	Sat.	Arizona	8:00 PM	ESPN2
Dec. 15	Sat.	Florida A&M	7:00 PM	
Dec. 19	Wed.	at Coastal Carolina	7:00 PM	ESPN3
Dec. 23	Sun.	SC State	2:00 PM	
Jan. 1	Tue.	The Citadel	4:00 PM	
Jan. 5	Sat.	* Florida State	4:00 PM	RSN
Jan. 8	Tue.	* at Duke	7:00 PM	ESPNU
Jan. 12	Sat.	* Virginia	12:00 PM	ACCN
Jan. 15	Tue.	* Wake Forest	7:00 PM	ESPNU
Jan. 20	Sun.	* at NC State	6:00 PM	ESPNU
Jan. 24	Thu.	* at Florida State	8:00 PM	ACCN
Jan. 27	Sun.	* Virginia Tech	1:00 PM	ACCN
Jan. 29	Tue.	* Georgia Tech	7:00 PM	RSN
Feb. 2	Sat.	* at Boston College	12:00 PM	ACCN
Feb. 7	Thu.	* at Virginia	7:00 PM	ESPN or ESPN2
Feb. 10	Sun.	* NC State	1:00 PM	ACCN
Feb. 14	Thu.	* at Georgia Tech	7:00 PM	RSN
Feb. 17	Sun.	* Miami	6:00 PM	ESPNU
Feb. 23	Sat.	* at Maryland	12:00 PM	ESPN2
Feb. 28	Thu.	* North Carolina	7:00 PM	ESPN or ESPN2
Mar. 2	Sat.	* at Virginia Tech	8:00 PM	RSN
Mar. 5	Tue.	* Boston College	7:00 PM	RSN
Mar. 9	Sat.	* at Miami	2:30 PM	ACCN
Mar. 14-17	Thu-Sun.	ACC Tournament (Greensboro, NC)	TBA	TBA

**Note:** All times are Eastern; \* - ACC regular season game; # - Old Spice Classic (Orlando, FL); ^ - ACC/Big Ten Challenge; RSN - Regional Sports Network (includes Fox Sports South, Fox Sports Florida, Fox Sports Carolinas, Comcast Sports Net & New England Sports Network)

## OVERVIEW

### PLAYERS

### STAFF

### TRADITION

### REVIEW

### RECORDS

The Tigers will take on three in-state foes on the road prior to conference play, starting with a trip to Furman on Nov. 16. The Clemson vs. South Carolina rivalry game on Sunday, Dec. 2 was recently added to ESPNU's lineup as a 12:00 PM tipoff. The third in-state road trip will be to Coastal Carolina for a game on Dec. 19.

The 18-game conference schedule was released in August and will feature home-and-home series against Boston College, Florida State, Georgia Tech, Miami, NC State, Virginia and Virginia Tech. Clemson will play home games only against North Carolina and Wake Forest, and road games only against Duke and Maryland.

"Conference play is a grind because of the familiarity you have with the teams in your league," Brownell said. "We play seven teams twice, and that's a lot. Those games will be battles."

Clemson's conference opener will be at home on Saturday, Jan. 5 against defending ACC Tournament Champion Florida State. It will mark the fourth time in the last eight years the Tigers have started their ACC slate against the Seminoles. Last season, Clemson knocked off FSU by a score of 79-59 in its conference opener.

The Tigers then play at Duke on Jan. 8 before returning home to face a 2012 NCAA Tournament team in Virginia on Jan. 12. Clemson will play back-to-back road games in January against teams that advanced in the 2012 NCAA Tournament, NC State (Jan. 20) and Florida State (Jan. 24).

Clemson will play four ACC road games in the month of February, including a Feb. 13 date with Georgia Tech in the Yellow Jackets' new home arena. Clemson's final eight ACC games will alternate home and away, starting with NC State visiting Littlejohn Coliseum on Feb. 9. The Tigers knocked off the Sweet 16 bound Wolfpack at home last season in overtime, 72-69.

North Carolina will make its first visit to Littlejohn Coliseum since Brownell's first season as head coach at Clemson. The Tigers and Tar Heels will tangle on Thursday, Feb. 28 at 7:00 PM in a game that will be shown on either ESPN or ESPN2. Clemson will have a quick two-day turnaround after that game, traveling to Blacksburg, VA to take on Virginia Tech on March 2.

Clemson's Senior Day ceremonies will be held on Tuesday, March 5 when the Tigers match up with Boston College. The Tigers end the 2012-13 regular season with a trip to Coral Gables, FL and game against Miami on Saturday, March 9.

The ACC Tournament will return to the Greensboro Coliseum in 2013. The event will take place Thursday through Sunday, March 14-17.





# ACC COMPOSITE SCHEDULE

<b>OVERVIEW</b>
<b>PLAYERS</b>
<b>STAFF</b>
<b>TRADITION</b>
<b>REVIEW</b>
<b>RECORDS</b>

**Friday, November 9**

Stetson at Miami	ESPN3	5:30
Gardner-Webb at North Carolina	RSN	7:00
Georgia State at Duke	ESPNU	7:00
Tulane at Georgia Tech	ESPN3	7:00
South Alabama at Florida State	ESPN3	7:00
Miami (Ohio) at NC State	ESPN3	7:00
Radford at Wake Forest	ESPN3	7:00
Kentucky vs. Maryland	ESPN	8:30
<i>Barclays Arena, New York, N.Y.</i>		
Virginia at George Mason		TBA

**Saturday, November 10**

East Tennessee State at Virginia Tech	ESPN3	2:00
---------------------------------------	-------	------

**Sunday, November 11**

FIU at Boston College	ESPN3	2:00
Florida Atlantic at North Carolina	ESPNU	2:30

**Monday, November 12**

Buffalo at Florida State	ESPN3	7:00
Rhode Island at Virginia Tech	ESPN3	7:00
Presbyterian at Clemson	ESPN3	7:00
Fairfield at Virginia	ESPN3	7:00
<i>NIT Season Tip-Off</i>		
Morehead State at Maryland	RSN	8:00

**Tuesday, November 13**

Virginia in NIT Season Tip-Off	ESPN3	7:00
<i>NIT Season Tip-Off, Charlottesville, Va.</i>		
Miami at Florida Gulf Coast		7:05
Duke vs. Kentucky	ESPN	9:00
<i>Georgia Dome, Atlanta, Ga.</i>		

**Wednesday, November 14**

Presbyterian at Georgia Tech	ESPN3	7:00
------------------------------	-------	------

**Thursday, November 15**

Boston College vs. Baylor	ESPNU	3:00
<i>Charleston (S.C.) Classic</i>		
NC State vs. Penn State	ESPN2	5:00
<i>Puerto Rico Tip-Off, San Juan, P.R.</i>		
VMI at Virginia Tech	ESPN3	7:00

**Friday, November 16**

Wake Forest vs. Connecticut	CBS SN	6:30
<i>Paradise Jam, St. Thomas, V.I.</i>		
Clemson at Furman	ESPN3	7:00
Jacksonville at Miami	RSN	7:00
Long Island at Maryland	ESPN3	7:00
BYU vs. Florida State	TruTV	7:00
<i>Barclays Center, New York, N.Y.</i>		
Boston College in Charleston Classic	ESPNU	TBA
<i>Charleston (S.C.) Classic</i>		
NC State in Puerto Rico Tip-Off	ESPN2/ESPNU	TBA
<i>Puerto Rico Tip-Off, San Juan, P.R.</i>		
North Carolina at Long Beach State	ESPNU	11:00

**Saturday, November 17**

Seattle at Virginia	ESPN3	4:00
Wake Forest in Paradise Jam	TBA	
<i>Paradise Jam, St. Thomas, V.I.</i>		
Florida State in Coaches vs. Cancer	TruTV	TBA
<i>Barclays Center, New York, N.Y.</i>		

**Sunday, November 18**

Florida Gulf Coast at Duke	ESPNU	8:00
Wake Forest in Paradise Jam	TBA	
<i>Paradise Jam, St. Thomas, V.I.</i>		
Boston College in Charleston Classic	ESPN2/ESPNU	TBA
<i>Charleston (S.C.) Classic</i>		
NC State in Puerto Rico Tip-Off	ESPN2/ESPNU	TBA
<i>Puerto Rico Tip-Off, San Juan, P.R.</i>		

**Monday, November 19**

North Carolina vs. Mississippi State	ESPN2	6:00
<i>Maui Invitational, Maui, Hawaii</i>		
Virginia Tech at UNC Greensboro	ESPN3	7:00
Wake Forest in Paradise Jam	TBA	
<i>Puerto Rico Tip-Off, San Juan, P.R.</i>		
Virginia in Pre-Season NIT	ESPN/ESPN2/ESPNU	TBA

**Tuesday, November 20**

Lafayette at Maryland	RSN	8:00
Virginia in Pre-Season NIT	ESPN/ESPN2/ESPNU	TBA
<i>Charlottesville, Va.</i>		
North Carolina in Maui Invitational	ESPN/ESPN2	TBA

**Wednesday, November 21**

Auburn at Boston College	ESPN3	4:00
North Florida at Florida State	RSN	7:00
North Carolina in Maui Invitational	ESPN/ESPN2/ESPNU	TBA
<i>Maui Invitational, Maui, Hawaii</i>		
Virginia in Preseason NIT	ESPN2/ESPNU	TBA
<i>Madison Square Garden, New York, N.Y.</i>		

**Thursday, November 22**

Minnesota vs. Duke	AXS	3:30
<i>Battle for Atlantis, Nassau, Bahamas</i>		
Clemson vs. Gonzaga	ESPN2	9:00
<i>Old Spice Classic, Orlando, Fla.</i>		
Georgia Tech vs. Rice	ESPNU	9:00
<i>Anaheim Classic, Anaheim, Calif.</i>		

**Friday, November 23**

Appalachian State at Virginia Tech	ESPN3	2:00
William & Mary at Wake Forest	ESPN3	7:00
Duke in Battle 4 Atlantis	NBCS	7:00
<i>Battle for Atlantis, Nassau, Bahamas</i>		
UNC Asheville at NC State	ESPN3	7:00
Virginia in Preseason NIT	ESPN	TBA
<i>Madison Square Garden, New York, N.Y.</i>		
Clemson in Old Spice Classic	ESPN2	TBA
<i>Old Spice Classic, Orlando, Fla.</i>		
Georgia Tech in Anaheim Classic	ESPN2/ESPNU	TBA
<i>Anaheim Classic, Anaheim, Calif.</i>		

**Saturday, November 24**

Detroit at Miami	ESPN3	7:00
Georgia Southern at Maryland	ESPN3	7:00
Duke in Battle 4 Atlantis	NBCS	TBA
<i>Battle for Atlantis, Nassau, Bahamas</i>		
Georgia Tech in Anaheim Classic	ESPN2	TBA
<i>Anaheim Classic, Anaheim, Calif.</i>		

**Sunday, November 25**

Bryant at Boston College	ESPN3	2:00
Clemson in Old Spice Classic	ESPN2/ESPNU	TBA
<i>Old Spice Classic, Orlando, Fla.</i>		
Georgia Tech in Anaheim Classic	ESPN2/ESPNU	TBA
<i>Anaheim Classic, Anaheim, Calif.</i>		

**Tuesday, November 27**

Iowa at Virginia Tech	ESPNU	7:15
Minnesota at Florida State	ESPN2	7:15
NC State at Michigan	ESPN	7:30
Maryland at Northwestern	ESPN2	9:15
Nebraska at Wake Forest	ESPNU	9:15
North Carolina at Indiana	ESPN	9:30

**Wednesday, November 28**

Virginia at Wisconsin	ESPN2	7:00
Purdue at Clemson	ESPNU	7:15
Michigan State at Miami	ESPN	7:30
Georgia Tech at Illinois	ESPN2	9:00
Boston College at Penn State	ESPNU	9:15
Ohio State at Duke	ESPN	9:30

**Saturday, December 1**

Delaware at Duke	RSN	2:00
Miami at Massachusetts	CBSSN	2:00
Oklahoma State at Virginia Tech	ESPNU	2:00
Green Bay at Virginia	RSN	4:00
UAB at North Carolina	ESPNU	6:00
Wake Forest at Richmond		6:00

**Sunday, December 2**

Clemson at South Carolina	ESPNU	12:00
Mercer at Florida State	ESPN3	2:00
George Mason vs. Maryland		5:00
<i>BB&amp;T Classic, Verizon Center, Washington, D.C.</i>		

**Tuesday, December 4**

Harvard at Boston College	ESPN3	7:00
Georgia at Georgia Tech	ESPNU	7:00
NC State vs. Connecticut	ESPN	9:00
<i>Jimmy V Classic, MSG, New York, N.Y.</i>		

**Wednesday, December 5**

Florida at Florida State	ESPN2	7:00
High Point at Wake Forest	ESPN3	7:00
UMES at Maryland	ESPN3	7:00
Tennessee at Virginia	ESPN3	7:00

**Saturday, December 8**

South Carolina State at Maryland	ESPN3	2:00
St. Francis (N.Y.) at Boston College	ESPN3	2:00
Cleveland State at NC State	ESPN3	2:00
Duke vs. Temple	ESPN	3:15
<i>Izod Center, East Rutherford, N.J.</i>		
Virginia Tech at West Virginia	ESPN2	4:00
Mississippi Valley State at Virginia	ESPN3	4:00
UNC Wilmington at Georgia Tech	ESPN3	7:00
Seton Hall at Wake Forest	ESPN3	7:00
East Tennessee State at North Carolina	ESPN3	7:30
Arizona at Clemson	ESPN2	8:00

**Sunday, December 9**

Maine at Florida State	ESPNU	4:00
------------------------	-------	------

**Monday, December 10**

Mississippi Valley State at Virginia Tech	ESPN3	7:00
---	-------	------

**Wednesday, December 12**

Monmouth at Maryland	ESPN3	8:00
----------------------	-------	------

**Friday, December 14**

Charlotte at Miami	RSN	7:00
--------------------	-----	------

**Saturday, December 15**

East Carolina at North Carolina	ESPNU	12:00
Georgia Southern at Virginia Tech	ESPN3	2:00
Norfolk State at NC State	RSN	4:00
Florida A&M at Clemson	ESPN3	7:00

**Sunday, December 16**

New Hampshire at Boston College	RSN	1:00
---------------------------------	-----	------

**Monday, December 17**

Alabama State at Georgia Tech	RSN	7:00
Louisiana-Monroe at Florida State	ESPNU	7:00

**Tuesday, December 18**

Furman at Wake Forest	RSN	7:00
Miami at Central Florida		7:00
Stanford at NC State	ESPN2	9:00

**Wednesday, December 19**

Clemson at Coastal Carolina	ESPN3	7:00
Cornell at Duke	ESPNU	7:00
Morgan State at Virginia	ESPN3	7:00
North Carolina at Texas	ESPN2	9:00

**Thursday, December 20**

Elon at Duke	ESPNU	7:00
--------------	-------	------

**Friday, December 21**

Stony Brook at Maryland	ESPN3	8:00
-------------------------	-------	------

**Saturday, December 22**

McNeese State at North Carolina	ESPNU	12:00
Providence at Boston College	ESPN3	2:00
Florida State at Charlotte	FSS	2:00
Wake Forest at UNC Greensboro		2:30
The Citadel at Georgia Tech	RSN	4:00
Virginia Tech vs. Bradley		8:00
<i>Las Vegas Classic, Las Vegas, Nev.</i>		
St. Bonaventure at NC State	ESPN3	TBA
Miami vs. Hawaii	ESPNU	TBA
<i>Diamond Head Classic, Honolulu, Hawaii</i>		
Virginia vs. Old Dominion		TBA
<i>Governor's Holiday Hoops Classic, Richmond, Va.</i>		

2012-13 MEN'S BASKETBALL GUIDE





# ACC COMPOSITE SCHEDULE

									OVERVIEW			
									PLAYERS			
									STAFF			
									TRADITION			
									REVIEW			
									RECORDS			
<b>Sunday, December 23</b>												
South Carolina State at Clemson	ESPN3	2:00										
Virginia Tech in Las Vegas Classic	CBSN	TBA										
<i>Las Vegas Classic, Las Vegas, Nev.</i>												
Miami in Diamond Head Classic	ESPN2/ESPNU	TBA										
<i>Diamond Head Classic. Honolulu, Hawaii</i>												
<b>Tuesday, December 25</b>												
Miami in Diamond Head Classic	ESPN2/ESPNU	TBA										
<i>Diamond Head Classic. Honolulu, Hawaii</i>												
<b>Saturday, December 29</b>												
Santa Clara at Duke	ESPN2	12:00										
Western Michigan at NC State	ESPNU	12:00										
Delaware State at Maryland	ESPN3	12:30										
Holy Cross at Boston College	ESPN3	2:00										
UNLV at North Carolina	ESPN2	2:00										
Virginia Tech at BYU	ESPNU	2:00										
Florida State vs. Tulsa	FSN	2:00										
<i>Orange Bowl Classic, Sunrise, Fla.</i>												
Fordham at Georgia Tech	ESPN3	7:00										
<b>Sunday, December 30</b>												
Wofford at Virginia	RSN	1:00										
<b>Monday, December 31</b>												
UNC Greensboro at NC State	ESPNU	1:00										
Dartmouth at Boston College	ESPN3	2:00										
<b>Tuesday, January 1</b>												
IUPUI at Maryland	ESPN3	3:00										
The Citadel at Clemson	ESPN3	4:00										
<b>Wednesday, January 2</b>												
Xavier at Wake Forest	ESPN3	7:00										
UT-Chattanooga at Georgia Tech	ESPN3	7:00										
Duke vs. Davidson	ESPN2	7:00										
<i>Time Warner Cable Coliseum, Charlotte, N.C.</i>												
Florida State at Auburn		8:00										
La Salle at Miami	RSN	9:00										
<b>Saturday, January 5</b>												
Wake Forest at Duke	ESPNU	12:00										
Virginia Tech at Maryland	ACCN	12:00										
Miami at Georgia Tech	ACCN	2:30										
NC State at Boston College	ESPN2	4:00										
Florida State at Clemson	RSN	4:00										
<b>Sunday, January 6</b>												
North Carolina at Virginia	ESPNU	8:00										
<b>Tuesday, January 8</b>												
Clemson at Duke	ESPNU	7:00										
<b>Wednesday, January 9</b>												
Boston College at Virginia Tech	RSN	7:00										
Florida State at Maryland	ACCN	8:00										
Georgia Tech at NC State	ACCN	8:00										
Virginia at Wake Forest	RSN	9:00										
<b>Thursday, January 10</b>												
Miami at North Carolina	ESPN/ESPNU	7:00										
<b>Saturday, January 12</b>												
Virginia at Clemson	ACCN	12:00										
Duke at NC State	ESPN	12:00										
North Carolina at Florida State	ESPN	2:00										
Virginia Tech at Georgia Tech	ACCN	2:30										
Boston College at Wake Forest	RSN	4:00										
<b>Sunday, January 13</b>												
Maryland at Miami	ESPNU	8:00										
<b>Tuesday, January 15</b>												
Wake Forest at Clemson	ESPNU	7:00										
<b>Wednesday, January 16</b>												
Miami at Boston College	RSN	7:00										
NC State at Maryland	ESPN2	7:00										
<b>Thursday, January 17</b>												
Georgia Tech at Duke	ESPN/ESPNU	9:00										
<b>Saturday, January 19</b>												
Maryland at North Carolina	ESPN	12:00										
Wake Forest at Virginia Tech	ACCN	2:00										
Florida State at Virginia	ACCN	4:00										
<b>Sunday, January 20</b>												
Clemson at NC State	ESPNU	6:00										
<b>Tuesday, January 22</b>												
NC State at Wake Forest	RSN	7:00										
Boston College at Maryland	ESPNU	9:00										
<b>Wednesday, January 23</b>												
Duke at Miami	ESPN	7:00										
Georgia Tech at North Carolina	ESPN	9:00										
<b>Thursday, January 24</b>												
Clemson at Florida State	ACCN	8:00										
Virginia at Virginia Tech	ACCN	8:00										
<b>Saturday, January 26</b>												
Maryland at Duke	CBS	1:00										
Boston College at Virginia	RSN	1:00										
Wake Forest at Georgia Tech	ACCN	3:00										
North Carolina at NC State	ESPN	7:00										
<b>Sunday, January 27</b>												
Virginia Tech at Clemson	ACCN	1:00										
Florida State at Miami	ESPNU	6:00										
<b>Tuesday, January 29</b>												
Georgia Tech at Clemson	RSN	7:00										
NC State at Virginia	ESPN2	7:00										
North Carolina at Boston College	ESPNU	9:00										
<b>Wednesday, January 30</b>												
Maryland at Florida State	ACCN	8:00										
Duke at Wake Forest	ACCN	8:00										
Miami at Virginia Tech	RSN	9:00										
<b>Saturday, February 2</b>												
Clemson at Boston College	ACCN	12:00										
Virginia Tech at North Carolina	ACCN	12:00										
Duke at Florida State	ESPN	2:00										
Wake Forest at Maryland	RSN	2:00										
Miami at NC State	CBS	4:00										
<b>Sunday, February 3</b>												
Virginia at Georgia Tech	ESPNU	3:00										
<b>Tuesday, February 5</b>												
Boston College at Miami	RSN	7:00										
Wake Forest at North Carolina	ESPNU	7:00										
Florida State at Georgia Tech	RSN	9:00										
<b>Thursday, February 7</b>												
Clemson at Virginia	ESPN/ESPNU	7:00										
NC State at Duke	ACCN	9:00										
Maryland at Virginia Tech	ACCN	9:00										
<b>Saturday, February 9</b>												
Florida State at Wake Forest	ESPN/ESPNU	12:00										
Georgia Tech at Virginia Tech	RSN	1:00										
North Carolina at Miami	ESPN/ESPNU	2:00										
<b>Sunday, February 10</b>												
NC State at Clemson	ACCN	1:00										
Virginia at Maryland	ACCN	1:00										
Duke at Boston College	ESPNU	6:00										
<b>Tuesday, February 12</b>												
Virginia Tech at Virginia	ESPNU	7:00										
<b>Wednesday, February 13</b>												
Wake Forest at Boston College	RSN	7:00										
Miami at Florida State	ESPN/ESPNU	7:00										
North Carolina at Duke	ESPN & ACCN	9:00										
<b>Thursday, February 14</b>												
Clemson at Georgia Tech	RSN	7:00										
<b>Saturday, February 16</b>												
Boston College at Florida State	ACCN	12:00										
Virginia at North Carolina	ACCN	12:00										
Virginia Tech at NC State	ESPN/ESPNU	2:00										
Georgia Tech at Wake Forest	RSN	2:00										
Duke at Maryland	ESPN/ESPNU	6:00										
<b>Sunday, February 17</b>												
Miami at Clemson	ESPNU	6:00										
<b>Tuesday, February 19</b>												
Florida State at NC State	ESPN2	7:00										
Maryland at Boston College	ACCN	9:00										
North Carolina at Georgia Tech	ACCN	9:00										
Virginia at Miami	ESPNU	9:00										
<b>Thursday, February 21</b>												
Duke at Virginia Tech	ESPN/ESPNU	9:00										
<b>Saturday, February 23</b>												
Clemson at Maryland	ESPN2	12:00										
Miami at Wake Forest	RSN	1:00										
NC State at North Carolina	ESPN/ESPNU	4:00										
<b>Sunday, February 24</b>												
Boston College at Duke	ACCN	2:00										
Georgia Tech at Virginia	ACCN	2:00										
Florida State at Virginia Tech	ESPNU	6:00										
<b>Tuesday, February 26</b>												
Wake Forest at Florida State	ESPNU	9:00										
<b>Wednesday, February 27</b>												
Virginia Tech at Miami	RSN	7:00										
Maryland at Georgia Tech	ACCN	8:00										
Boston College at NC State	ACCN	8:00										
<b>Thursday, February 28</b>												
North Carolina at Clemson	ESPN/ESPNU	7:00										
Duke at Virginia	ESPN/ESPNU	9:00										
<b>Saturday, March 2</b>												
Maryland at Wake Forest	ACCN	12:00										
Miami at Duke	ESPN	6:00										
Clemson at Virginia Tech	RSN	8:00										
<b>Sunday, March 3</b>												
Florida State at North Carolina	CBS	2:00										
Virginia at Boston College	ACCN	4:00										
NC State at Georgia Tech	ESPNU	6:00										
<b>Tuesday, March 5</b>												
Boston College at Clemson	RSN	7:00										
Virginia Tech at Duke	ESPNU	7:00										
<b>Wednesday, March 6</b>												
North Carolina at Maryland	ESPN/ESPNU	7:00										
Georgia Tech at Miami	ACCN	9:00										
Wake Forest at NC State	ACCN	9:00										
<b>Thursday, March 7</b>												
Virginia at Florida State	ESPN/ESPNU	9:00										
<b>Saturday, March 9</b>												
Georgia Tech at Boston College	ACCN	12:00										
NC State at Florida State	ESPN/ESPNU	2:00										
Clemson at Miami	ACCN	2:30										
Duke at North Carolina	ESPN	9:00										
<b>Sunday, March 10</b>												
Maryland at Virginia	ESPNU	6:00										
Virginia Tech at Wake Forest	ACCN	2:00										

**KEY**

ESPN/ESPNU denotes either ESPN or ESPNU; ACCN denotes ACC Network; RSN denotes Regional Sports Network (Comcast SportsNet, FOX Sports South/FOX Sports Carolinas, FOX Sports Florida, NESN)





# PRESEASON NOTES

## OVERVIEW

### Clemson to Play in 2012 Old Spice Classic

Clemson will face Gonzaga in the first round of the Old Spice Classic on Thursday, Nov. 22 in Orlando, FL, as announced by ESPN Regional Television. The Tigers and Bulldogs, who will face off for the first time since 1997, are slated for a 9:00 PM Eastern start at the ESPN Wide World of Sports Complex. The game will be televised live by ESPN2. The winner will face the winner of the Oklahoma vs. UTEP matchup on Friday, Nov. 23 at 7:30 PM. The losers bracket game is set for 5:30 PM ET.

In the only previous meeting between the two teams, Gonzaga beat fifth-ranked Clemson 84-71 to claim the 1997 Top of the World Classic Championship in Fairbanks, AK. The Bulldogs were coached by Dan Monson at the time, who is now the head man at Long Beach State. In that game, Matt Santangelo was 5-for-7 from three-point range and scored 19 to lead Gonzaga. The 'Zags hit 14-of-19 from three-point range in the victory, still the second-highest single-game percentage (.737) by a Clemson opponent. Greg Buckner led the Tigers with 19 points of his own. This will be Clemson's first game against a Mark Few coached Gonzaga team.

Gonzaga went 26-7 and advanced to the 2012 NCAA Tournament, where it defeated West Virginia in the second round before falling to Ohio State in the third round. The Bulldogs were 13-3 in the West Coast Conference before falling to St. Mary's in the championship game. Gonzaga returns six of its top nine scorers from a year ago, including sophomore Kevin Pangos, who led the 'Zags last season at 13.6 points per game. Elias Harris, a senior, was second on the team last season at 13.1 points per game.

The other side of the bracket features first round games pitting West Virginia vs. Marist, and Vanderbilt vs. Davidson.

ESPN2 will carry seven of the tournament games, including all four first-round games. ESPNU will air three and ESPN and ESPN3 will each have one game. The Championship Game will air Sunday, Nov. 25, at 7 p.m. ET on ESPN2. The entire tournament will be available through WatchESPN, accessible online at WatchESPN.com and through smartphones and tablets via the WatchESPN app to fans who receive their video subscription from an affiliated provider. The on-site games from the Old Spice Classic will air on ESPN3D.

This will be Clemson's first appearance in the seven-year history of the Old Spice Classic. Previous winners of the Old Spice Classic are Arkansas (2006), NC State (2007), Gonzaga (2008), Florida State (2009), Notre Dame (2010) and Dayton (2011).

### 2012 Old Spice Classic Schedule

#### Thursday, November 22

12:00 PM West Virginia vs. Marist ESPN2 / ESPN3D  
2 PM Vanderbilt vs. Davidson ESPN2 / ESPN3D  
7 PM UTEP vs. Oklahoma ESPN2 / ESPN3D  
9 PM **Clemson vs. Gonzaga** ESPN2 / ESPN3D

#### Friday, November 23

12:30 PM Semifinal #1 ESPN / ESPN3D  
3 PM Consolation #1 ESPNU / ESPN3D  
5:30 PM Consolation #2 ESPN2 / ESPN3D  
7:30 PM Semifinal #2 ESPN2 / ESPN3D

#### Sunday, November 25

11:30 PM 5th-place Game ESPNU / ESPN3D  
2 PM 7th-place Game ESPN3 / ESPN3D  
4:30 PM 3rd-place Game ESPNU / ESPN3D  
7 PM Championship Game ESPN2 / ESPN3D

### Clemson To Host Purdue in 2012 ACC/Big Ten Challenge

The Clemson men's basketball team will take on Purdue at Littlejohn Coliseum on Wednesday, Nov. 28 in the 14th annual ACC/Big Ten Challenge, presented by Dick's Sporting Goods. The game will be nationally televised by ESPNU, with a 7:15 PM start from Littlejohn Coliseum. The ACC won the first 10 challenges, while the Big Ten has won the last three.

All 12 games will also be available via WatchESPN, which delivers live access to ESPN, ESPN2, ESPNU and ESPN3 on PCs, smartphones and tablets to fans who receive ESPN's linear networks as part of their video subscription from Comcast, Time Warner Cable, Bright House Networks or Verizon FiOS TV.

Clemson has a 9-4 record in the history of the ACC/Big Ten Challenge. The Tigers have won six out of their last eight games in the event, including four straight as the road team. Last season, the Tigers won their fourth straight on the road with a convincing 71-55 triumph at Iowa. Clemson has also won at Penn State, Minnesota and Illinois during the four-game road winning streak in the challenge. Clemson is 4-2 at home in the history of the event.

This will serve as the fifth meeting between the two schools, and third matchup in the ACC/Big Ten Challenge. It will also be the first game played between the head coaches, Clemson's Brad Brownell and Purdue's Matt Painter. Brownell is 205-112 (.647) in 10 seasons, 38-27 (.585) in two years at Clemson. Painter has a career record of 185-82 (.693) in eight seasons, 160-77 (.675) in seven years at Purdue.

Brownell, a native of the Hoosier State, has never faced Purdue in his coaching career. His wife, Paula, earned her undergraduate degree from Purdue in 1991. Brownell grew up in Evansville, IN and played Division III basketball at DePauw University.

The first meeting between the two teams took place in 1971-72, with Clemson claiming a 72-66 win in overtime at home. The two programs met again in 1973-74, where the Tigers won at Purdue and again in overtime, 81-80. Clemson and Purdue have won a game apiece in the ACC/Big Ten Challenge, with the Boilermakers winning at home, 76-64 in 2003, and the Tigers defeating an eventual NCAA Tournament team 61-58 in 2007.

Clemson will return two starters in 2012-13, senior forwards Devin Booker and Milton Jennings. The Tigers will have 11 underclassmen among 13 scholarship players, five first-year freshmen and six sophomores. The Tigers went 16-15 in 2011-12, Brownell's second season, including 8-8 in the ACC. It was the fifth consecutive season the Tiger program was at least .500 in conference play, a first in school history.

Purdue went 22-13 last season and advanced to the third round of the NCAA Tournament. The Boilermakers lost three of their top four scorers, including All-Big Ten performer Robbie Hummel, to graduation. Purdue has advanced to the NCAA Tournament each of the last six seasons.

### 2012 ACC/Big Ten Challenge Schedule

#### Tuesday, Nov. 27

7:15 PM	Minnesota at Florida State	ESPN2
	Iowa at Virginia Tech	ESPNU
7:30 PM	NC State at Michigan	ESPN
9:15 PM	Maryland at Northwestern	ESPN2
	Nebraska at Wake Forest	ESPNU
9:30 PM	North Carolina at Indiana	ESPN

#### Wednesday, Nov. 28

7:00 PM	Virginia at Wisconsin	ESPN2
<b>7:15 PM</b>	<b>Purdue at Clemson</b>	<b>ESPNU</b>
7:30 PM	Michigan State at Miami	ESPN
9:00 PM	Georgia Tech at Illinois	ESPN2
9:15 PM	Boston College at Penn State	ESPNU
9:30 PM	Ohio State at Duke	ESPN

### Damarcus Harrison Joins Clemson Basketball Program

Damarcus Harrison joined the men's basketball program in August after transferring from Brigham Young University. He signed an athletic aid agreement with Clemson in August, and in late September was granted immediate eligibility by the NCAA after the Tigers filed a waiver on his behalf.

"We're excited to add Damarcus to our program," Brownell said. "He's an athletic wing with a good skill set, and will certainly provide our team with much needed depth at his position."

Harrison, originally from Greenwood, SC, helped the Cougars to the third round of the 2012 NCAA Tournament. The 6-foot-5 guard averaged 3.2 points per game in 8.8 minutes per game in 30 appearances last season as a freshman. Harrison scored a career-high 12 points against Iowa in the NCAA Tournament.

Harrison played two seasons at Greenwood High School before playing for Christ School in Arden, NC from 2009-11. He helped Christ School to consecutive NCISAA State Championships as a junior and senior. He was a first-team AAA all-state selection and Jordan Brand Regional Classic All-Star as a senior after averaging 12.7 points and 4.7 rebounds per game.

### Brownell Adds Steve Smith to Staff

Steve Smith, most recently an assistant coach at Georgia Southern, was named an assistant coach for the Clemson men's basketball program. Head Coach Brad Brownell made the announcement in May. He filled the void created on the staff when Associate Head Coach Rick Ray was named to the head position at Mississippi State in April.

Smith coached at Georgia Southern each of the last three seasons under former Georgia Tech assistant Charlton Young. There, Smith was part of a coaching staff charged with leading a program in the midst of a two-year probationary period due to NCAA sanctions stemming from the previous staff. This past season, Smith helped orchestrate an 11-win improvement in the regular season of the Southern Conference, the second-largest single-season turnaround in the conference's history.

In 2011-12, the Eagles went 15-15 overall, 12-6 in the Southern Conference. Smith coached Eric Ferguson to first-team All-SoCon honors, one year after he was named to the All-Freshman Team. He also coached Willie Powers III, a first-team All-SoCon selection in 2010 and third-team performer this past season.


Prior to three seasons in Statesboro, Smith was an assistant at USC Upstate in Spartanburg, SC from 2002-09. He was Eddie Payne's top assistant from 2005-09 during the program's transition into Division I basketball. Smith helped the Spartans to two straight NCAA Tournament appearances at the Division II level in 2005 and 2006.

In 2004-05, USC Upstate went 24-8 and earned a share of the regular season championship





# PRESEASON NOTES



in the Peach Belt Conference. The following season, the Spartans were 20-10 and won the PBC Tournament to again advance to the national tournament. USC Upstate moved into the Atlantic Sun Conference in 2007 for Smith's final two years on staff.

He coached a number of individual standouts during his time with the USC Upstate program. He coached Kevin Harrington and Jay Free, two-time All-Peach Belt performers who both scored over 1,000 points in their respective playing careers. Daniel Quinlan was the Peach Belt Freshman-of-the-Year in 2005 and PBC Tournament MVP in 2006. He coached Bobby Davis, the Spartans' leading career rebounder on a per game basis, for two seasons. He also coached C.J.

Paul, the older brother of former Wake Forest standout and current NBA great Chris Paul, to the 1,000-point club at Upstate.

Following a two-year playing career at Morgan State, Smith enlisted in the Army and served various assignments from 1994-2000. He joined an All-Army basketball team that played year-round and traveled the country playing exhibition games. After completing his service to the Army, he enrolled at Trinity College in 2000 and earned an undergraduate degree in information systems in 2002. He was an assistant women's coach at Allen University in Columbia, SC during that time.

## Coleman Suffers Torn Achilles, Will Miss Large Portion of 2012-13 Season

Sophomore guard Devin Coleman, one of Clemson's best players at the end of the 2011-12 season, suffered a torn Achilles tendon during a conditioning drill. He is expected to miss anywhere from 6-8 months of action after undergoing surgery on July 19. Coleman averaged 6.8 points per game over Clemson's final eight contests of his freshman season, which included a team-high 15-point performance in the ACC Tournament against Virginia Tech.

## Clemson Scoring Defense Outstanding Under Brad Brownell

Clemson allowed opponents just 60.6 points per game, second-best in the ACC and one of the top 30 figures nationally. It was the best scoring defense by a Clemson team since the 1948-49 team allowed just 54.2 points per game. Since 1950, Brad Brownell's first two Clemson teams have had the top scoring defenses in program history the last two seasons.

### Best Clemson Scoring Defenses since 1950

Year	GP	Points	PPG
<b>2011-12</b>	<b>31</b>	<b>1880</b>	<b>60.6</b>
<b>2010-11</b>	<b>34</b>	<b>2086</b>	<b>61.4</b>
1996-97	33	2028	61.5
1994-95	28	1749	62.5
1995-96	29	1826	63.0
1958-59	24	1540	64.2

## Clemson Enters 2012-13 With Record Five Straight .500 or Better Seasons in ACC Play

Clemson clinched at least a .500 ACC regular season with its victory over Virginia Tech on Senior Night and that was the fifth consecutive season of .500 or better play in conference competition. It marked the greatest era of ACC play in Clemson history. This was the first time Clemson had at least five straight seasons of .500 or better in ACC play.

Clemson finished the 2010-11 regular season with a 9-7 record, the fourth consecutive year the Tigers had a winning record in the ACC. This was the 15th time in 59 seasons in the ACC that Clemson has had a break even season or better record.

Brad Brownell was the first Clemson coach to lead the Tigers to a winning ACC regular season in his first year. The previous best in terms of percentage was a 5-7 record by Bill Foster in 1975-76. He is the first to have consecutive .500 or better ACC seasons to start his career.

### Clemson's Break Even or Better ACC Seasons

Year	W-L	Place	Coach
1963-64	8-6	3rd	Bobby Roberts
1965-66	8-6	3rd	Bobby Roberts
1966-67	9-5	4th	Bobby Roberts
1974-75	8-4	2nd	Tates Locke
1976-77	8-4	2nd	Bill Foster
1979-80	8-6	4th	Bill Foster
1986-87	10-4	2nd	Cliff Ellis

1988-89	7-7	6th	Cliff Ellis
1989-90	10-4	1st	Cliff Ellis
1996-97	9-7	4th	Rick Barnes
2007-08	10-6	3rd	Oliver Purnell
2008-09	9-7	5th	Oliver Purnell
2009-10	9-7	5th	Oliver Purnell
2010-11	9-7	5th	Brad Brownell
<b>2011-12</b>	<b>8-8</b>	<b>7th</b>	<b>Brad Brownell</b>

### ACC's Best Records the Last Five Seasons (regular season games only)

Rk	Team	W-L	Pct
1.	Duke	63-17	.788
2.	North Carolina	60-20	.750
3.	Florida State	50-30	.625
4.	<b>Clemson</b>	<b>45-35</b>	<b>.563</b>
5.	Maryland	41-39	.513
6.	Virginia Tech	39-41	.488
7.	Miami (FL)	34-46	.425
8.	Wake Forest	32-48	.400
	Boston College	32-48	.400
10.	Virginia	30-50	.375
11.	NC State	29-51	.363
12.	Georgia Tech	25-55	.313

## Clemson 13-1 in Brownell's Two Seasons When Holding Opponents to 50 or Less

In Brad Brownell's first season, Clemson held seven opponents to 50 points or less and compiled a 6-1 record in those games. The only team to defeat the Tigers when scoring less than 50 points was Virginia, who won 49-47 on Feb. 2, 2011. Clemson held five ACC schools to 50 or less last season, including three straight from Jan. 25 through Feb. 2, 2011.

In comparison, Clemson held a total of eight teams to 50 or less in the two seasons prior to Brownell's arrival, 2008-09 and 2009-10.

In 2011-12, Brownell's second season, the Tigers held seven opponents to 50 points or less. Not surprisingly, the Tigers won all seven games in that scenario, including a 56-37 dismantling of Georgia Tech at Philips Arena.

### Holding Opponents to 50 Points or Less Under Brad Brownell (13-1)

Date	Opponent	Result	Score
12-17-10	Savannah State	W	61-40
12-27-10	Delaware State	W	76-41
1-25-11	NC State	W	60-50
1-29-11	Florida State	W	62-44
2-2-11	Virginia	L	47-49
2-26-11	Wake Forest	W	63-49
3-11-11	Boston College	W	70-47
11-11-11	Gardner-Webb	W	65-44
11-16-11	The Citadel	W	73-50
11-25-11	Furman	W	59-49
12-17-11	Winthrop	W	60-40
12-19-11	Alabama State	W	70-45
2-14-12	Virginia	W	60-48
2-21-12	Georgia Tech	W	56-37

## Clemson Protecting the Basketball under Brownell

One area the Tigers were strong in all season was protecting the basketball. The Tigers had 375 turnovers in 31 games for an average of just 12.1 per game. That was the third fewest turnovers on a per game basis in Clemson history and the best since 1995-96, Rick Barnes' second year as head coach when the Tigers committed just 11.6 per game.

The record for fewest turnovers per game is 11.57 in 1994-95. Two of the six lowest turnover seasons in school history have been achieved under Brownell's watch.

### Clemson's Lowest Turnovers per Game Figures

Rk	Year	Turn	GP	TO/G	Coach
1.	1994-95	324	28	11.57	Rick Barnes
2.	1995-96	337	29	11.62	Rick Barnes
3.	<b>2011-12</b>	<b>375</b>	<b>31</b>	<b>12.10</b>	<b>Brad Brownell</b>
4.	1997-98	403	32	12.59	Rick Barnes
5.	1996-97	422	33	12.79	Rick Barnes
6.	<b>2010-11</b>	<b>449</b>	<b>34</b>	<b>13.21</b>	<b>Brad Brownell</b>
7.	2002-03	377	28	13.46	Larry Shyatt
8.	1981-82	378	28	13.50	Bill Foster
9.	1982-83	424	31	13.68	Bill Foster
10.	1980-81	430	31	13.87	Bill Foster

OVERVIEW

PLAYERS

STAFF

TRADITION

REVIEW

RECORDS





# TELEVISION & RADIO ROSTER

OVERVIEW


PLAYERS

STAFF


TRADITION

REVIEW

RECORDS



**#1 T.J. Sapp**  
G • 6-2 • 195 • So.  
Fort Lauderdale, FL




**#2 Carson Fields**  
G • 6-4 • 200 • So.  
Pewee Valley, KY



**#3 Adonis Filer**  
G • 6-2 • 185 • Fr.  
Chicago, IL



**#5 Jaron Blossomgame**  
F • 6-7 • 190 • Fr.  
Alpharetta, GA



**#12 Rod Hall**  
G • 6-1 • 210 • So.  
Augusta, GA



**#15 Devin Coleman**  
G • 6-2 • 200 • So.  
Philadelphia, PA



**#20 Jordan Roper**  
G • 5-11 • 155 • Fr.  
Columbia, SC



**#21 Damarcus Harrison**  
G • 6-4 • 195 • So.  
Greenwood, SC



**#22 Bernard Sullivan**  
F • 6-7 • 230 • So.  
Gastonia, NC



**#24 Milton Jennings**  
F • 6-9 • 225 • Sr.  
Summerville, SC



**#31 Devin Booker**  
F/C • 6-8 • 250 • Sr.  
Whitmire, SC



**#32 K.J. McDaniels**  
F • 6-6 • 195 • So.  
Birmingham, AL



**#33 Josh Smith**  
F • 6-8 • 255 • Fr.  
Charlotte, NC



**#35 Landry Nnoko**  
C • 6-10 • 240 • Fr.  
Yaounde, Cameroon



**Brad Brownell**  
Head Coach  
3rd Season at Clemson



**Mike Winiecki**  
Associate Head Coach  
3rd Season at Clemson



**Earl Grant**  
Assistant Coach  
3rd Season at Clemson



**Steve Smith**  
Assistant Coach  
3rd Season at Clemson



**Dick Bender**  
Director of Operations  
3rd Season at Clemson



**Darric Honnold**  
Strength & Conditioning Coach  
2nd Season at Clemson





# MEET THE PLAYERS




**THE 2012-13 SENIOR CLASS (L TO R):  
DEVIN BOOKER • FORWARD/CENTER • WHITMIRE, SC  
MILTON JENNINGS • FORWARD • SUMMERVILLE, SC**



# JARON BLOSSOMGAME

OVERVIEW  
PLAYERS  
STAFF  
TRADITION  
REVIEW  
RECORDS



**Overview:** Signed in the fall of 2011 with Brad Brownell's program...highest-rated signee of the 2012-13 freshman class...made a name for himself on the AAU circuit prior to his senior year of high school...played for Georgia Stars, the same AAU program that sent 2012 graduate Tanner Smith to Clemson...brother, Ronald,

is a sophomore at Chattahoochee Technical College...recruited by Clemson assistant Earl Grant...suffered a broken leg on April 16, 2012 during a workout...enrolled at Clemson in the summer of 2012 but did not participate in individual workouts due to physical therapy two times per day...slated to be ready for workouts prior to the start of the 2012-13 season...majoring in pre-business.

**In High School:** Four-star prospect according to ESPN...rated the nation's No. 74 senior prospect by PrepStars, No. 94 by ESPNU and No. 119 by Rivals.com...three-star prospect by Scout.com and 247sports.com...rated the ninth-best prospect in the state of Georgia by ESPN...McDonald's All-America nominee...first-team all-state at the AAAA level as a senior when he averaged 25.8 points per game...first-team All-Metro selection according to the Atlanta Journal-Constitution, he was also first-team all-region in 2011-12...played in the GACA All-Star Showcase as a senior, earning MVP honors for the North team...established Chattahoochee High School career records for points, rebounds and blocked shots...scored school single-game record with 42 points in season opener in 2011-12...had 33 points in Region 7-AAAA Championship game...posted 32 points and 10 rebounds in AAAA quarterfinal loss to Southwest DeKalb...second-team all-state selection as a junior when he averaged 24.0 points and 8.8 rebounds per game...made a name for himself on the AAU circuit in the summer of 2011 for the loaded Georgia Stars organization...averaged team-high 15.7 points per game and 8.4 rebounds per game at the prestigious Peach Jam in North Augusta, SC...MVP of the 2010 and 2011 Hooch Holiday Classic...MVP of the 2011 Turkey Shootout...first-team all-region as a junior...led Chattahoochee to a 25-5 record in 2010-11 and Sweet 16 appearance at the state tournament...played high school basketball for coach Kacey Martin...born Sept. 16, 1993.

**#5 · FRESHMAN · FORWARD**  
**6'7" · 190**  
**ALPHARETTA, GA**  
**CHATTAHOOCHEE HIGH SCHOOL**  
**PRE-BUSINESS**

**BRAD BROWNELL ON BLOSSOMGAME:**

*"Jaron is attacking his rehab and trying hard to get ready to play. What made him stand out during the recruiting process was how hard he played. We're ecstatic he's a part of our program, and we love how hard he's trying to work through this adversity."*



**Q&A with Jaron Blossomgame**

**Why did you choose to play basketball at Clemson?**  
*"I really liked the campus a lot. The coaching staff was loyal to me throughout my recruitment. They weren't in and out – they were with me from day one and committed to me."*

**What specifically about Coach Brownell and his program appealed to you?**  
*"I like their motion offense. We ran that in high school a bunch. I can see myself fitting in as a small forward in their scheme. I will finally be able to play my true position out on the floor. I played the four position a lot in high school because I was the biggest guy on my team."*

**What are your expectations as a freshman?**  
*"I believe we have a pretty good team this year. I hope we can be one of the top five in the ACC. Hopefully, we play as a team and everyone can contribute to the best of their abilities. If we do that, we'll have a shot at the title. As an individual, I want to go hard and earn some playing time."*

**What has been the biggest adjustment for you as you've moved into college?**  
*"Time management. You're on your own. Nobody's there to wake you up for class or to make you study. With all the homework, tutors and workouts, you have to manage your time well. But, I'm getting used to it."*

**OFF THE COURT**

**Who do you most admire?**  
*"My AAU coach, William Steele of the Georgia Stars. He took me in when I wasn't playing basketball and trained me hard from my freshman year and always believed in me."*

**If you could go anywhere in the world, where would you go and why?**  
*"Probably Hawaii. I've never been there, but it always looks nice in the pictures. I'd like to go somewhere outside the continental U.S."*

**Describe yourself using only three words.**  
*"Funny, smart and athletic."*

**Favorite movie:** *Inception*

**What is one food you wouldn't want to give up?**  
*"Italian food, such as chicken fettuccine."*



2012-13 MEN'S BASKETBALL GUIDE





# DEVIN BOOKER



**Overview:** Younger brother of 2010 senior and current Washington Wizards forward Trevor Booker...he and Trevor were the first brother combination to play for Clemson since Horace and Harvey Grant (1984-85)... Trevor was selected with the 23rd pick of the first round by the Minnesota Timberwolves,

then traded to the Wizards...brings a tremendous amount of explosiveness and athletic ability to the Tigers' frontcourt...second on the team with a 37.5-inch vertical leap...unlike his brother, is a right-handed shooter...possesses good size and can be a force on the glass...has shown an ability to score in the post in a variety of ways, including hook shots with both hands...has played in 97 career games heading into his final season at Clemson... has 63 starts under his belt and 2,101 career minutes played...has scored 748 points, 7.7 per game, in his three years with the program...needs three rebounds for 500 in his career...has increased his points per game and rebounds per game each of his three seasons at Clemson...committed to Clemson as a sophomore in high school...cousin, Jordan Hill, was a standout basketball player at the University of Arizona and was taken No. 8 overall in the 2009 NBA Draft...Hill played with the Lakers in 2011-12...majoring in sociology.

**In 2011-12:** Played in all 31 games, with 29 starts...averaged career-high 29.2 minutes per game...averaged 10.5 points and team-best 7.0 rebounds per game from starting post position...shot 70 percent at the free throw line, including 73 percent during ACC regular season games...had 82 offensive rebounds, 33 more than any other player on the Tiger team...ranked eighth in the ACC in offensive boards per game...blocked team-high 29 shots, the highest total of his three-year career...had 39 assists, also a single-season high...posted 24 steals, fourth-most on the team...scored double figures in 14 games, third-best on the



**#31 - SENIOR - FORWARD/CENTER**

**6'8" - 250**

**WHITMIRE, SC**

**UNION HIGH SCHOOL**

**SOCIOLOGY**

squad...led or tied for the team lead in rebounding in 18 games, including 12 of the final 15...led team with 47 dunks, the eighth-best single-season figure in Clemson history...that total is three more than Trevor had in any one season as a Tiger...posted five of Clemson's six double-doubles on the season, and seven double-figure rebound games.

**Best Games of 2011-12:** Scored career-high 22 points on 8-12 shooting against East Tennessee State, Clemson's final non-conference game...added seven boards and four blocks versus the Buccaneers...posted double-double with 16 points and 14 rebounds (seven offensive) at home against College of Charleston...scored 14 points at The Citadel...posted nine points and 12 rebounds in road win over Iowa... posted 13 points and eight rebounds at home against Alabama State...scored 16 with eight rebounds in second round Diamond Head Classic win over Southern Illinois...posted 13 points and seven boards in loss at Hawaii... posted 12 points and 13 rebounds in home loss to Duke...that total included seven offensive rebounds, which matched his career-high... scored 16 points and added seven boards and three blocks in 33 minutes against Wake Forest at home...scored 16 points at Virginia...posted double-double with 11 points and 11 boards at Virginia Tech...scored 14 points and added 12 rebounds and four blocks against Maryland... posted nine points and seven boards in road win over Wake Forest...scored 10 points, all in the second half, of Clemson's upset over a ranked Virginia team at

**BRAD BROWNELL ON BOOKER:**

*"Devin is athletically gifted. His skill level has improved during his time with us. He's always had the physical tools to play at this level, but the challenge has been mastering a basketball skill set. He's in a good place right now and is in position to be one of our breakout guys."*

home...had nine points and nine rebounds at North Carolina...had eight points, six rebounds and three steals in road win over Georgia Tech...posted nine points and 10 rebounds in overtime triumph over NC State...scored 11 points against Virginia Tech at home...notched double-double with 12 points and 10 boards at Florida State.

**In 2010-11:** Averaged 8.1 points and 5.5 rebounds per game and started all but one contest for the Tigers at a forward position...second-leading rebounder on the team behind Jerai Grant, he was fifth in scoring...averaged 24.3 minutes per game, more than double the playing time from his freshman season...outstanding from the free throw line, he shot 73 percent for the season but was best on the team at 86 percent (24-28) during the ACC regular season...after attempting just one three-pointer as a freshman, made 15-45 from long range as a sophomore...tied for second on the team with 15 blocked shots...tallied 22 steals, one of seven players on the roster with at least 20 steals...totaled 56 offensive rebounds, third-best on the team...scored double figures in 13 games and posted two double-doubles...led or tied for the team lead in rebounding in 10 games...second on the team with 24 dunks.

**Best Games of 2010-11:** Began the season with a career-high in scoring, he posted 16 points in the Tigers' win over Western Carolina...made 6-8 field goals and added seven rebounds against the Catamounts...posted 10 points and four rebounds versus Wofford...scored 14 points, including a free throw with 3.2 seconds left to send the game into overtime, in Paradise Jam victory over Seton Hall...totaled nine rebounds in loss to Michigan...did not start at Florida State on Dec. 12, his only non-start of the season, and responded with 12 points and seven rebounds...posted 10 points in 24 minutes at College of Charleston...posted nine points and six rebounds against Delaware State...made 3-3 from three-point range and scored 13 points against The Citadel...went 4-4 on field goals and free throws for a total of 12 points against Georgia Tech on Jan. 11...made 5-8 field goals and scored 11 points at North Carolina...first career double-double came at Maryland, where he posted 11 points and a career-high 11 rebounds...

Devin Booker - Career Stats													
Year	GP-GS	Min/Avg	FG-FA	Pct	3FG-FA	Pct	FT-FTA	Pct	OR/Reb/Avg	A-T	BS-ST	Pf-D	Pts/Avg
2009-10	32-1	370/11.6	60-107	.561	0-1	.000	24-45	.533	36/94/2.9	10-30	4-12	41-0	144/4.5
2010-11	34-33	827/24.3	102-228	.447	15-45	.333	58-79	.734	56/186/5.5	24-53	15-22	98-2	277/8.1
2011-12	31-29	904/29.2	124-270	.459	5-23	.217	74-106	.698	82/217/7.0	39-57	29-27	81-2	327/10.5
<b>Totals</b>	<b>97-63</b>	<b>2101/21.7</b>	<b>286-605</b>	<b>.473</b>	<b>20-69</b>	<b>.290</b>	<b>156-230</b>	<b>.678</b>	<b>174/497/5.1</b>	<b>73-140</b>	<b>48-61</b>	<b>220-4</b>	<b>748/7.7</b>

- OVERVIEW
- PLAYERS
- STAFF
- TRADITION
- REVIEW
- RECORDS


2012-13 MEN'S BASKETBALL GUIDE





# DEVIN BOOKER

- OVERVIEW
- PLAYERS
- STAFF
- TRADITION
- REVIEW
- RECORDS



Booker's Career Highs	
Points:	22 vs. East Tennessee State, 1/1/12
Field Goals Made:	8 vs. College of Charleston, 11/19/11; 8 vs. East Tennessee State, 1/1/12
Field Goal Attempts:	15 vs. Maryland, 2/7/12
Field Goal %:	(.800, 4-5) vs. many (4), last vs. Virginia Tech, 3/1/12
3-Pointers Made:	3 vs. The Citadel, 1/2/11
3-Point Attempts:	5 vs. Florida State, 1/29/11
Free Throws Made:	8 vs. Seton Hall, 11/22/10
Free Throw Attempts:	13 vs. Seton Hall, 11/22/10
Rebounds:	14 vs. College of Charleston, 11/19/11
Offensive Rebounds:	7 vs. College of Charleston, 11/19/11; 7 vs. Duke, 1/15/12
Assists:	3 vs. many (5), last vs. Virginia Tech, 3/1/12
Blocked Shots:	4 vs. East Tennessee State, 1/1/12; 4 vs. Maryland, 2/7/12
Steals:	3 vs. many (4), last vs. Virginia Tech, 3/1/12
Minutes:	40 vs. NC State, 2/25/12

field goals and finished with 10 points, with six rebounds...also had 11 points on 5-of-7 shooting in win over Furman... hit all four field goals for eight points in win over Long Beach State... posted nine points in road win over East Carolina, then followed with eight points against College of Charleston... in ACC play, had nine points in game at Boston College...scored two of his four at Maryland off an alley-oop from his older brother...posted seven points and four rebounds in just 12 minutes at home in win over Georgia Tech.

**In High School:** Consensus top-150 prospect, according to the national recruiting services...rated as the nation's No. 65 prospect by both [PrepStars](#) and [Scout.com](#), No. 96 by [Rivals.com](#), No. 101 by [HoopsReport.com](#), and No. 109 by [Hoop Scoop](#)...cited as the No. 24 power forward prospect by [Scout.com](#) and No. 28 by [Rivals.com](#)...No. 44 power forward prospect according to [ESPNU](#)...All-State selection at the AAA level as a senior...Region Player-of-the-Year in 2009...played in the Carolinas All-Star Classic, where he scored 17 points for South Carolina...led all scorers with 29 points in the Spartanburg Tip-Off Club All-Star Game...also won the dunk contest at that event...averaged 24.0 points, 13.7 rebounds, and 3.7 blocks per game as a senior...scored 1,514 points in his career and established a school record for scoring, breaking his brother Trevor's standard of 1,437...set high school's single-season scoring record with 625 points as a senior...averaged 22.1 points, 14.6 rebounds, and 3.7 blocks per game as a junior...All-Region selection his final three years...played at Union County High School for Joe Pitt...born 2/28/91.

totalled nine points and six rebounds in home win over Florida State on Jan. 29...tallied double-double against Wake Forest with 10 points and 10 rebounds... had one of his best all-around games with 14 points, five rebounds and three assists versus Virginia Tech... three of his field goals were off thunderous dunks... posted nine points and five boards in ACC Tournament loss to North Carolina...scored double figures in both NCAA Tournament games, tallying 10 against UAB and 13 versus West Virginia...made 6-9 shots against the Mountaineers and also pulled down eight rebounds and blocked a pair of shots.

**In 2009-10:** Appeared in all 32 games, with one starting assignment...averaged 4.5 points and 2.9 rebounds per game, while playing an average of just 11.6 minutes per game...second on the team with a 56.1 percent accuracy on field goals, which is the fourth-best mark in Clemson history by a freshman...pulled down 36 offensive rebounds, fourth-most on the team...reached double figures in the scoring column in three games, including a high of 14 against Florida State in February... played double figure minutes in 24 of the Tigers' 32 games...finished third on the team with 20 dunks, an example of his explosiveness.

**Best Games of 2009-10:** Top performance was a season-high 14-point outing versus the Seminoles in an important home win...hit 4-of-5 field goals and 6-of-7 free throws in 17 minutes off the bench...best effort in the non-conference portion of the schedule was against Western Carolina when he hit all four of his





# DEVIN BOOKER

## Booker vs. 2012-13 Opponents

Opponent	G-GS	Min	FG	3-PT	FT-FTA	Of-Rb	A-T	B-S	Pts	Avg
Arizona	1-1	31	3-10	0-1	3-3	3-5	2-3	0-0	9	9.0
Boston College	5-3	95	11-25	0-3	7-14	9-29	6-10	2-5	29	5.8
Citadel	2-2	41	11-19	4-5	1-7	2-7	0-3	3-0	27	13.5
Duke	4-2	79	10-29	2-5	1-3	8-21	0-11	0-3	23	5.8
Florida State	6-3	130	17-35	3-10	15-17	8-29	1-9	2-5	52	8.7
Furman	2-1	37	8-13	0-0	3-5	3-6	1-1	2-0	19	9.5
Georgia Tech	6-3	133	15-30	0-2	16-24	9-33	3-5	0-6	46	7.7
Maryland	4-2	88	13-32	1-1	7-11	11-28	3-5	5-1	34	8.5
Miami (FL)	4-3	83	9-20	0-3	8-9	3-10	2-3	2-5	26	6.5
NC State	5-3	115	9-30	0-2	5-7	4-18	5-6	1-4	23	4.6
North Carolina	5-4	103	14-34	1-4	4-5	9-26	4-5	2-2	33	6.6
South Carolina	3-2	64	3-12	0-1	4-4	7-14	2-4	0-1	10	3.3
SC State	1-1	15	3-5	0-0	0-0	2-5	2-1	0-0	6	6.0
UTEP	1-1	34	2-9	0-1	1-2	3-5	1-1	0-1	5	5.0
Virginia	4-3	96	14-30	3-7	4-5	8-15	4-5	3-2	35	8.8
Virginia Tech	5-3	119	14-28	1-3	16-22	8-30	7-11	3-1	45	9.0
Wake Forest	4-3	98	14-29	0-2	7-9	9-26	5-3	6-4	35	8.8



## Booker Game by Game, 2009-10

Date	Opponent	Min	F-FGA	3-3A	FT-FA	Of-RB	A-T	B-S	PF	Pts
11-13	Presbyterian	13	2-4	0-0	2-3	3-5	0-0	0-0	1	6
11-17	at Liberty	13	1-4	0-0	1-2	1-6	0-1	0-1	1	3
11-20	at UNC Greensboro	10	2-2	0-0	0-0	1-2	1-3	0-0	0	4
11-23	Winthrop	15	3-5	0-0	0-0	0-4	0-0	0-2	1	6
11-26	vs. Texas A&M	6	1-2	0-0	0-0	1-1	0-1	0-0	0	2
11-27	vs. Long Beach St.	17	4-4	0-0	0-2	1-5	0-2	0-1	2	8
11-29	vs. Butler	6	0-0	0-0	0-0	0-1	0-1	0-0	3	0
12-2	Illinois	8	2-3	0-0	0-0	1-1	0-2	0-0	1	4
12-6	S. Carolina	7	1-2	0-0	0-0	0-1	0-0	0-0	0	2
12-13	Furman	13	5-7	0-0	1-2	1-2	0-0	2-0	1	11
12-16	at E. Carolina	14	4-8	0-0	1-4	2-3	0-0	2-0	0	9
12-19	Charleston	13	4-5	0-0	0-1	1-4	2-3	0-0	0	8
12-22	W. Carolina	14	4-4	0-0	2-4	2-6	0-1	0-0	2	10
12-29	*SC State	15	3-5	0-0	0-0	2-5	2-1	0-0	0	6
1-3	at Duke	13	1-3	0-0	0-0	0-2	0-3	0-1	2	2
1-9	Boston Coll.	15	0-1	0-0	0-0	3-8	1-2	0-0	2	0
1-13	N. Carolina	11	1-3	0-0	0-0	1-3	0-0	0-0	0	2
1-16	at NC State	11	1-1	0-0	2-2	1-1	1-1	0-0	1	4
1-19	at Ga. Tech	11	1-2	0-0	3-8	1-3	0-0	0-2	3	5
1-23	Duke	11	0-1	0-0	1-2	1-4	0-3	0-0	2	1
1-26	at Boston Coll.	11	4-5	0-0	1-2	2-3	0-2	0-2	2	9
1-31	Maryland	7	2-3	0-0	0-0	1-1	0-1	0-0	0	4
2-6	at Va. Tech	9	1-3	0-0	0-0	0-2	1-0	0-0	3	2
2-10	Florida St.	17	4-5	0-0	6-7	0-2	0-0	0-1	4	14
2-13	Miami	10	0-1	0-0	2-2	0-0	0-0	0-1	0	2
2-20	Virginia	15	1-3	0-0	0-0	1-3	0-0	0-0	0	2
2-24	at Maryland	17	2-4	0-0	1-2	2-4	1-1	0-0	2	5
2-28	at Florida St.	6	1-3	0-0	0-0	1-1	0-1	0-0	0	2
3-2	Ga. Tech	11	3-5	0-0	1-2	3-4	0-0	0-0	3	7
3-7	at Wake Forest	7	0-1	0-0	0-0	1-2	0-0	0-1	1	0
3-11	vs. NC State (ACC)	13	1-5	0-0	0-0	0-1	0-0	0-0	2	2
3-19	vs. Missouri (NCAA)	11	1-3	0-1	0-0	2-4	1-2	0-0	2	2
Totals		370	60-107	0-1	24-45	36-94	10-30	4-12	41	144

OVERVIEW  
PLAYERS  
STAFF  
TRADITION  
REVIEW  
RECORDS

2012-13 MEN'S BASKETBALL GUIDE



# DEVIN BOOKER

OVERVIEW

PLAYERS

STAFF

TRADITION

REVIEW

RECORDS



2012-13 MEN'S BASKETBALL GUIDE

## Booker Game by Game, 2010-11

Date	Opponent	Min	F-FGA	3-3A	FT-FA	Of-RB	A-T	B-S	PF	Pts
11-12	*W. Carolina	25	6-8	1-2	3-3	3-7	2-0	0-0	0	16
11-15	*Wofford	28	4-8	1-2	1-2	2-4	0-1	0-1	3	10
11-19	*vs. Long Beach St.	29	3-6	0-1	1-2	0-2	3-2	1-3	2	7
11-21	*vs. Old Dominion	20	4-8	0-0	0-0	2-4	0-2	0-0	4	8
11-22	*vs. Seton Hall	32	3-6	0-0	8-13	3-8	0-1	1-1	4	14
11-26	*SC State	17	1-5	0-0	0-0	0-1	0-4	0-0	0	2
11-30	*Michigan	20	1-5	0-1	0-0	2-9	1-3	0-0	4	2
12-5	*at S. Carolina	26	0-3	0-1	2-2	3-4	0-2	0-0	2	2
12-12	at Florida State	23	4-6	1-3	3-3	3-7	0-3	0-0	2	12
12-17	*Savannah State	19	3-5	0-1	2-2	4-7	1-2	1-0	2	8
12-19	*UNC Greensboro	8	1-3	0-0	0-0	0-2	0-2	0-2	2	2
12-22	*at Charleston	24	4-8	0-1	2-2	2-5	0-1	0-0	3	10
12-27	*Delaware State	20	4-4	0-0	1-2	2-6	0-1	0-1	4	9
12-29	*East Carolina	23	1-3	0-1	3-4	3-8	0-0	0-0	4	5
1-2	*The Citadel	25	5-10	3-3	0-3	0-3	0-1	1-0	5	13
1-8	*Miami (FL)	24	2-6	0-2	5-6	1-3	2-0	1-1	0	9
1-12	*Georgia Tech	23	4-4	0-0	4-4	0-8	0-2	0-2	3	12
1-18	*at N. Carolina	22	5-8	1-2	0-0	3-5	1-1	1-0	4	11
1-22	*at Maryland	34	5-10	1-1	0-0	4-11	1-1	1-1	3	11
1-25	*NC State	24	2-8	0-2	0-0	1-2	0-1	0-2	4	4
1-29	*Florida State	31	3-8	2-5	1-1	1-6	0-3	2-2	1	9
2-2	*at Virginia	29	3-8	1-3	0-0	4-7	0-2	1-0	3	7
2-5	*at Georgia Tech	29	2-5	0-1	1-2	1-6	0-1	0-0	4	5
2-8	*Boston Coll.	26	2-6	0-2	1-2	0-6	2-2	0-1	3	5
2-12	*N. Carolina	19	0-6	0-1	2-2	1-4	1-1	0-0	5	2
2-17	*at NC State	27	2-7	0-0	0-0	0-4	0-2	0-0	2	4
2-20	*at Miami (FL)	24	4-7	0-0	0-0	1-3	0-1	0-1	3	8
2-26	*Wake Forest	28	4-9	0-1	2-2	1-10	1-2	1-0	2	10
3-2	*at Duke	18	3-11	2-4	0-0	0-2	0-2	0-1	3	8
3-5	*Virginia Tech	24	4-7	1-2	5-6	1-5	3-2	1-0	3	14
3-11	*vs. Boston Coll. (ACC)	23	1-6	0-1	4-6	0-7	2-2	1-2	2	6
3-12	*vs. N. Carolina (ACC)	24	4-8	0-0	1-2	3-5	0-0	0-1	3	9
3-15	*vs. UAB (NCAA)	29	2-7	1-1	5-6	1-7	3-1	0-0	3	10
3-17	*vs. W. Virginia (NCAA)	30	6-9	0-1	1-2	4-8	1-2	2-0	2	13
<b>Totals</b>		<b>827</b>	<b>102-228</b>	<b>15-45</b>	<b>58-79</b>	<b>56-186</b>	<b>24-53</b>	<b>15-22</b>	<b>98</b>	<b>277</b>


## Booker Game by Game, 2011-12

Date	Opponent	Min	F-FGA	3-3A	FT-FA	Of-RB	A-T	B-S	PF	Pts
11-11	*Gardner-Webb	31	2-6	0-1	4-4	1-3	2-3	0-1	3	8
11-16	*at The Citadel	16	6-9	1-2	1-4	2-4	0-2	2-0	2	14
11-19	*Charleston	37	8-14	0-0	0-0	7-14	1-3	2-1	1	16
11-22	*Coastal	35	3-11	0-2	1-2	2-4	0-1	1-0	2	7
11-25	*Furman	24	3-6	0-0	2-3	2-4	1-1	0-0	5	8
11-29	*at Iowa	24	4-6	1-1	0-0	2-12	1-1	0-0	4	9
12-4	*S. Carolina	31	2-7	0-0	2-2	4-9	2-2	0-1	2	6
12-10	*at Arizona	31	3-10	0-1	3-3	3-5	2-3	0-0	1	9
12-17	*Winthrop	25	4-7	0-1	1-5	2-7	1-3	1-1	4	9
12-19	*Alabama St.	24	3-7	0-0	7-8	2-8	2-3	1-3	1	13
12-22	*vs. UTEP	34	2-9	0-1	1-2	3-5	1-1	0-1	2	5
12-23	*vs. So. Illinois	29	7-9	0-0	2-3	1-8	2-2	0-0	4	16
12-25	*at Hawaii	33	6-14	1-2	0-0	4-7	0-1	2-0	1	13
1-1	*ETSU	38	8-12	0-0	6-8	4-7	1-0	4-1	2	22
1-7	*Florida State	22	1-1	0-0	3-4	0-3	1-1	0-1	3	5
1-12	*at Boston Coll.	20	4-7	0-0	1-4	4-5	1-2	1-0	4	9
1-15	*Duke	37	6-14	0-1	0-1	7-13	0-3	0-1	5	12
1-18	*at Miami	25	3-6	0-1	1-1	1-4	0-2	1-2	3	7
1-21	Georgia Tech	28	2-5	0-1	5-6	2-6	2-2	0-1	2	9
1-28	*Wake Forest	33	6-11	0-0	4-4	3-7	3-0	3-1	2	16
1-31	*at Virginia	23	5-10	2-4	4-4	0-1	2-2	0-0	4	16
2-4	*at Virginia Tech	26	3-9	0-0	5-5	4-11	0-2	1-0	3	11
2-7	*Maryland	30	4-15	0-1	6-9	4-12	1-2	4-0	2	14
2-11	*at Wake Forest	30	4-8	0-0	1-3	4-7	1-1	2-2	1	9
2-14	*Virginia	29	5-9	0-1	0-1	3-4	2-1	2-2	2	10
2-18	*at N. Carolina	29	4-9	0-1	1-1	1-9	2-3	1-1	1	9
2-21	*Georgia Tech	31	3-9	0-0	2-2	2-6	1-0	0-3	3	8
2-29	*NC State	40	3-9	0-0	3-5	2-10	4-2	1-2	3	9
3-1	Virginia Tech	27	4-5	0-0	3-4	2-4	3-0	0-1	2	11
3-4	*at Florida State	31	4-12	0-2	2-2	3-10	1-0	0-1	3	10
3-8	*vs. Virginia Tech (ACC)	27	2-4	0-1	3-6	1-8	4-0	0-0	4	7
<b>Totals</b>		<b>904</b>	<b>124-270</b>	<b>5-23</b>	<b>74-106</b>	<b>82-217</b>	<b>39-57</b>	<b>29-27</b>	<b>81</b>	<b>327</b>





# DEVIN COLEMAN



**Overview:** Member of Clemson's five-man signing class for 2011, he was one of three guards signed by Brad Brownell's staff...scoring guard by trade, he took some time adapting to Brownell's system and struggled early in the 2011-12 season before finishing on a high note during the regular season and

tournament portion of ACC play...shoots the ball with his left hand...possesses good strength and showed the ability to finish around the basket...first Clemson basketball signee from the Philadelphia area since Johnny Miller, who played for the Tigers from 1997-99 after transferring from Temple...came from a winning high school program...attended the same school as former Syracuse star Hakim Warrick, an NBA veteran since 2005...recruited by Mike Winiecki...majoring in parks, recreation & tourism management...member of the All-ACC Academic Team as a freshman, one of four players from Clemson named to the team... expected to miss 6-8 months of action while recovering from a torn Achilles tendon suffered during a conditioning drill in July.

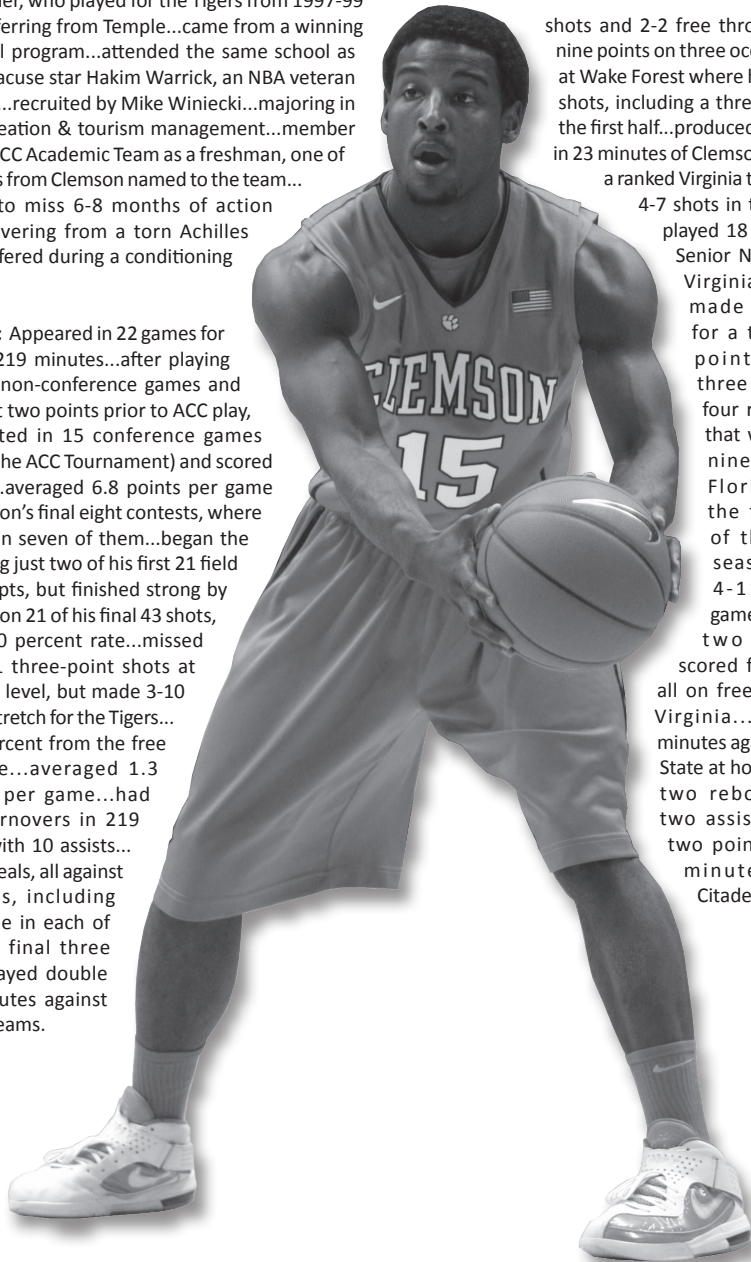
**In 2011-12:** Appeared in 22 games for a total of 219 minutes...after playing only eight non-conference games and scoring just two points prior to ACC play, he competed in 15 conference games (including the ACC Tournament) and scored 55 points...averaged 6.8 points per game over Clemson's final eight contests, where he played in seven of them...began the year making just two of his first 21 field goal attempts, but finished strong by converting on 21 of his final 43 shots, nearly a 50 percent rate...missed his first 11 three-point shots at the college level, but made 3-10 down the stretch for the Tigers... shot 73 percent from the free throw line...averaged 1.3 rebounds per game...had just 11 turnovers in 219 minutes, with 10 assists... had nine steals, all against ACC teams, including at least one in each of Clemson's final three games...played double figure minutes against nine ACC teams.

**Best Games of 2011-12:** Finished the season strong by leading the Tigers in scoring for the first time all year...posted 15 points in the first round of the ACC Tournament against Virginia Tech, making 6-10

**#15 · SOPHOMORE · GUARD**  
**6'2" · 200**  
**PHILADELPHIA, PA**  
**FRIENDS' CENTRAL HIGH SCHOOL**  
**PRTM**

**BRAD BROWNELL ON COLEMAN:**

*"Devin's injury is difficult because he was in a good place. Devin had gotten comfortable as a scorer, so that hurts. He finished last season on such a positive note, and had been shooting the ball very well this summer. But, we know he will attack his rehab the right way."*



shots and 2-2 free throws...scored nine points on three occasions, first at Wake Forest where he made 4-5 shots, including a three-pointer in the first half...produced nine points in 23 minutes of Clemson's win over a ranked Virginia team...made 4-7 shots in that game... played 18 minutes on Senior Night against Virginia Tech and made 3-6 shots for a total of six points...added three steals and four rebounds in that win...posted nine points at Florida State, the final game of the regular season...made 4-11 in that game and added two steals... scored four points, all on free throws, at Virginia...played 11 minutes against Florida State at home and had two rebounds and two assists...scored two points in eight minutes at The Citadel.

**In High School:** Three-star prospect according to ESPNU...played for the U.S. All-Stars in the 2011 Capital Classic in Upper Marlboro, MD...tied for team-high honors with 19 points in that all-star game...McDonald's All-America nominee...averaged 16.2 points per game as a senior...two-time first-team AA all-state selection... named first-team All-Southeastern Pennsylvania Boys Basketball as a senior by the **Philadelphia Inquirer**... four-time All-Friends League selection...named first-team All-**Main Line** his final three seasons...led high school to three straight state championships among independent schools, he scored 17 points in the championship final as a senior...led team to two consecutive Friends League championships...scored 19 points and grabbed 15 rebounds in a narrow loss to **USA Today's** No. 2 ranked school, St. Anthony (NJ) on Feb. 6, 2011...St. Anthony was named the high school national champion by **MaxPreps** after producing an unblemished 33-0 record...named Most Valuable Player at the 2010 Big Apple Invitational... posted 30 points and 12 rebounds in championship game against Quality Education Academy (NC)...led I-3 All-Stars to three consecutive championships at the annual Donofrio Classic, a tournament pitting teams comprised by the best players in Southeastern Pennsylvania against each other...he was Co-MVP of the 2011 event and also the 2010 MVP after scoring 31 points in the championship game...scored 15 points in the Mary Kline Classic in May of 2011, an event that benefitted cancer research...posted career totals of 1,528 points, 602 rebounds and 128 three-point goals...coached by Jason Polykoff...born Dec. 18, 1992.



**Devin Coleman - Career Stats**

Year	GP-GS	Min/Avg	FG-FA	Pct	3FG-FA	Pct	FT-FTA	Pct	OR/Reb/Avg	A-T	BS-ST	PF-D	Pts/Avg
2011-12	23-0	219/10.0	23-64	.359	3-21	.143	8-11	.727	3/28/1.3	10-11	1-9	13-0	57/2.6
<b>Totals</b>	<b>23-0</b>	<b>219/10.0</b>	<b>23-64</b>	<b>.359</b>	<b>3-21</b>	<b>.143</b>	<b>8-11</b>	<b>.727</b>	<b>3/28/1.3</b>	<b>10-11</b>	<b>1-9</b>	<b>13-0</b>	<b>57/2.6</b>

- OVERVIEW
- PLAYERS
- STAFF
- TRADITION
- REVIEW
- RECORDS

2012-13 MEN'S BASKETBALL GUIDE



# DEVIN COLEMAN

- OVERVIEW
- PLAYERS
- STAFF
- TRADITION
- REVIEW
- RECORDS



Coleman's Career Highs	
Points:	15 vs. Virginia Tech, 3/8/12
Field Goals Made:	6 vs. Virginia Tech, 3/8/12
Field Goal Attempts:	11 vs. Florida State, 3/4/12
Field Goal %:	(.800, 4-5) vs. Wake Forest, 2/11/12
3-Pointers Made:	1 vs. many (3), last vs. Virginia Tech, 3/8/12
3-Point Attempts:	4 vs. Virginia Tech, 3/8/12
Free Throws Made:	4 vs. Virginia, 1/31/12
Free Throw Attempts:	4 vs. Virginia, 1/31/12
Rebounds:	4 vs. Virginia Tech, 3/1/12
Offensive Rebounds:	1 vs. Florida State, 1/7/12
Assists:	2 vs. many (3), last vs. Florida State, 3/4/12
Blocked Shots:	1 vs. Wake Forest, 2/11/12
Steals:	3 vs. Virginia Tech, 3/1/12
Minutes:	26 vs. Virginia Tech, 3/8/12



Coleman Game by Game, 2011-12										
Date	Opponent	Min	F-FGA	3-3A	FT-FA	Of-RB	A-T	B-S	PF	Pts
11-11	Gardner-Webb	1	0-1	0-1	0-0	0-0	0-0	0-0	1	0
11-16	at The Citadel	8	1-1	0-0	0-0	0-0	1-1	0-0	0	2
11-19	Charleston	2	0-0	0-0	0-0	0-0	0-0	0-0	0	0
11-22	Coastal	DNP								
11-25	Furman	DNP								
11-29	at Iowa	2	0-0	0-0	0-0	0-0	0-2	0-0	0	0
12-4	S. Carolina	DNP								
12-10	at Arizona	5	0-2	0-2	0-0	0-0	0-0	0-0	0	0
12-17	Winthrop	4	0-1	0-1	0-0	0-2	0-1	0-0	0	0
12-19	Alabama St.	3	0-0	0-0	0-0	0-0	0-0	0-0	0	0
12-22	vs. UTEP	DNP								
12-23	vs. So. Illinois	2	0-0	0-0	0-0	0-0	0-0	0-0	0	0
12-25	at Hawaii	DNP								
1-1	ETSU	DNP								
1-7	Florida State	11	0-4	0-3	0-0	1-2	2-1	0-0	1	0
1-12	at Boston Coll.	7	0-3	0-1	0-0	0-2	0-0	0-0	1	0
1-15	Duke	7	0-3	0-1	1-2	0-1	1-0	0-1	0	1
1-18	at Miami	DNP								
1-21	Georgia Tech	DNP								
1-28	Wake Forest	14	1-2	0-0	0-0	0-3	1-0	0-1	1	2
1-31	at Virginia	21	0-3	0-0	4-4	0-3	0-1	0-0	2	4
2-4	at Virginia Tech	3	0-1	0-0	0-2	0-0	0-0	0-1	0	0
2-7	Maryland	7	0-2	0-2	0-0	0-0	0-0	0-0	0	0
2-11	at Wake Forest	14	4-5	1-1	0-0	1-2	2-0	1-0	3	9
2-14	Virginia	23	4-7	1-2	0-0	0-2	0-1	0-0	0	9
2-18	at N. Carolina	6	0-1	0-0	0-0	0-1	0-0	0-0	0	0
2-21	Georgia Tech	14	0-1	0-0	0-0	0-2	0-0	0-0	0	0
2-29	NC State	DNP								
3-1	Virginia Tech	18	3-6	0-1	0-0	1-4	0-1	0-3	1	6
3-4	at Florida State	21	4-11	0-2	1-1	0-1	2-2	0-2	2	9
3-8	vs. Virginia Tech (ACC)	26	6-10	1-4	2-2	0-3	1-1	0-1	1	15
<b>Totals</b>		<b>219</b>	<b>23-64</b>	<b>3-21</b>	<b>8-11</b>	<b>3-28</b>	<b>10-11</b>	<b>1-9</b>	<b>13</b>	<b>57</b>


## Coleman vs. 2012-13 Opponents

Opponent	G-GS	Min	FG	3-PT	FT-FTA	Of-Rb	A-T	B-S	Pts	Avg
Arizona	1-0	5	0-2	0-2	0-0	0-0	0-0	0-0	0	0.0
Boston College	1-0	7	0-3	0-1	0-0	0-2	0-0	0-0	0	0.0
The Citadel	1-0	8	1-1	0-0	0-0	0-0	1-1	0-0	2	2.0
Duke	1-0	7	0-3	0-1	1-2	0-1	1-0	0-1	1	1.0
Florida State	2-0	32	4-15	0-5	1-1	1-3	4-3	0-2	9	4.5
Georgia Tech	1-0	14	0-1	0-0	0-0	0-2	0-0	0-0	0	0.0
Maryland	1-0	7	0-2	0-2	0-0	0-0	0-0	0-0	0	0.0
North Carolina	1-0	6	0-1	0-0	0-0	0-1	0-0	0-0	0	0.0
Virginia	2-0	44	4-10	1-2	4-4	0-5	0-2	0-0	13	6.5
Virginia Tech	3-0	47	9-17	1-5	2-4	1-7	1-2	0-5	21	7.0
Wake Forest	2-0	28	5-7	1-1	0-0	1-5	3-0	1-1	11	5.5





# CARSON FIELDS



**Overview:** Preferred walk-on who came to Clemson in the fall of 2011...possesses a good shooting stroke and fills a scout team role at practice...majoring in engineering...named to the ACC Academic Honor Roll as a freshman in 2011-12...had team's top grade point average for the fall 2011 semester.

**In 2011-12:** Appeared in eight games for a total of nine minutes...biggest thrill was scoring a layup in the last minute of Clemson's big home win over Florida State to open the ACC schedule...played two minutes at The Citadel and recorded an assist...played final minute of games against Iowa, Winthrop, Alabama State, UTEP, North Carolina and Georgia Tech.

**In High School:** Played in the Louisville East-West All-Star Game and in the Kentucky East-West All-Star Game...averaged 16 points per game as a senior and was named to the all-district team...led South Oldham to district championships in 2009 and 2010...led team to 27-6 overall record and a runner-up finish in the region his junior year...coached by Steve Simpson...born 12/3/92.




**#2 · SOPHOMORE · GUARD**  
**6'4" · 200**  
**PEWEE VALLEY, KY**  
**SOUTH OLDHAM HIGH SCHOOL**  
**ENGINEERING**

**BRAD BROWNELL ON FIELDS:**

*"Carson has certainly improved his skill set since he joined us last season. He is a pretty good shooter, but more importantly, fills a vital role with our scout team. Academically, he's one of our top students. We're glad to have him as a part of our program."*

Fields' Career Highs	
Points:	2 vs. Florida State, 1/7/12
Field Goals Made:	1 vs. Florida State, 1/7/12
Field Goal Attempts:	1 vs. Iowa, 11/29/11; 1 vs. Florida State, 1/7/12
3-Pointers Made:	N/A
3-Point Attempts:	N/A
Free Throws Made:	N/A
Free Throw Attempts:	N/A
Rebounds:	1 vs. Alabama State, 12/19/11
Offensive Rebounds:	N/A
Assists:	1 vs. The Citadel, 11/16/11
Blocked Shots:	N/A
Steals:	N/A
Minutes:	2 vs. The Citadel, 11/16/11



Carson Fields - Career Stats													
Year	GP-GS	Min/Avg	FG-FA	Pct	3FG-FA	Pct	FT-FTA	Pct	OR/Reb/Avg	A-T	BS-ST	Pf-D	Pts/Avg
2011-12	8-0	9/1.1	1-2	.500	0-0	.000	0-0	.000	0/1/0.1	1-0	0-0	0-0	2/0.3
<b>Totals</b>	<b>8-0</b>	<b>9/1.1</b>	<b>1-2</b>	<b>.500</b>	<b>0-0</b>	<b>.000</b>	<b>0-0</b>	<b>.000</b>	<b>0/1/0.1</b>	<b>1-0</b>	<b>0-0</b>	<b>0-0</b>	<b>2/0.3</b>



- OVERVIEW
- PLAYERS
- STAFF
- TRADITION
- REVIEW
- RECORDS


- OVERVIEW
- PLAYERS
- STAFF
- TRADITION
- REVIEW
- RECORDS



**Overview:** Signed in the fall of 2011 with Brad Brownell's program...athletic, quick point guard who will challenge for playing time in the backcourt... has played with and against some of the nation's best players...played on same team with 2012 signees from Fordham (Mandell Thomas), Pittsburgh (Steven Adams) and

Xavier (Myles Davis)...played one year of prep school ball at Notre Dame Preparatory in Massachusetts, the same school that produced multiple NBA players, including former college Player-of-the-Year Michael Beasley...recruited by former Clemson assistant Rick Ray...brother, Steve, played linebacker at the University of Notre Dame...enrolled in August...possesses a 35-inch one-step vertical leap and only six percent body fat...majoring in parks, recreation & tourism management.

**In High School:** Three-star prospect according to most national recruiting services...rated as high as the nation's No. 117 prospect by Rivals.com...rated the No. 24 point guard in the nation by Rivals.com and No. 28 at his position by Scout.com...played at two different high schools in Indiana, prior to enrolling at Notre Dame Prep for 2011-12...rated No. 8 prospect in the state of Massachusetts by New England Recruiting Report...



#3 - FRESHMAN - GUARD

6'2" - 185

CHICAGO, IL

NOTRE DAME PREP

PRTM

**BRAD BROWNELL ON FILER:**

*"Adonis is an outgoing personality. He's a big-time emotional kid who plays with an edge. He's not afraid to make plays. He likes to drive to the basket. He'll have to adjust to the pace of the game, because he can sometimes get over-excited and try and play too fast."*

led Notre Dame to semifinals of National Prep Championship...scored 19 points in a win over South Kent (CT) and 18 in a BABC Classic loss to Tilton School (NH)...averaged 14.2 points and 4.5 assists per game as a junior for Mount Carmel High School in Illinois...was a Chicago Catholic League first-team selection...averaged 16 points and 4.5 rebounds per game as a senior at Bishop Noll Institute in Hammond, IN...led Bishop Noll to 26-1 overall record, with only loss coming in the state championship game...played for coach Ryan Hurd at Notre Dame Prep...also considered Oregon, Purdue, Tennessee and Utah...born July 11, 1993.

**Q&A with Adonis Filer**

**Why did you choose to play basketball at Clemson?**

*"Because it's more of a family here. When I came on my visit, everyone showed me love from the players on the team to Coach Brownell and his staff. Coach is from the Midwest, so that clicked with me. I just felt something special that I didn't feel on a lot of my other visits."*

**What's it been like adjusting to a small town like Clemson?**

*"It's different! The people here are ridiculously nice. I can walk down the street and say hello to anyone, and they'll say it back with a big smile on their face. In Chicago...not so much. I like the change, but it has been a big one for me."*

**What are the strengths and weaknesses to your game?**

*"I believe I'm a good leader. I'm very vocal - I like to talk and motivate my teammates. Even if I'm not playing as much as I want to, I'm still going to push my teammates because I like to win. I love defense, and I know that's what Coach Brownell wants in his program. As a player, I need to know when to tone it down. Sometimes, I get so amped up that I let my momentum take over. Coach Brownell always talks to me about my shooting, so I know I need to get better in that area. But, there's always room for improvement as a player."*

**OFF THE COURT**

**Who do you most admire?**

*"My parents, Steve and Debra Filer. My dad has stayed strong for us despite all we've been through as a family. He's helped us through every situation and has sacrificed for us. As much as I acted up and got in trouble as a kid, they always put me first and sacrificed for me. They put me in the situation I am in now, so I can't thank them enough."*

**Do you have any quirks or personality traits people may not know?**

*"I love slow jams. I could sit in my room and listen all day long. As tough as I am or as tough as everyone portrays me to be, I love slow music. I'm still tough... don't get me wrong."*

**Favorite musical artist:** Meek Mill

**What is one food you wouldn't want to give up?**  
*"Steak."*





# ROD HALL

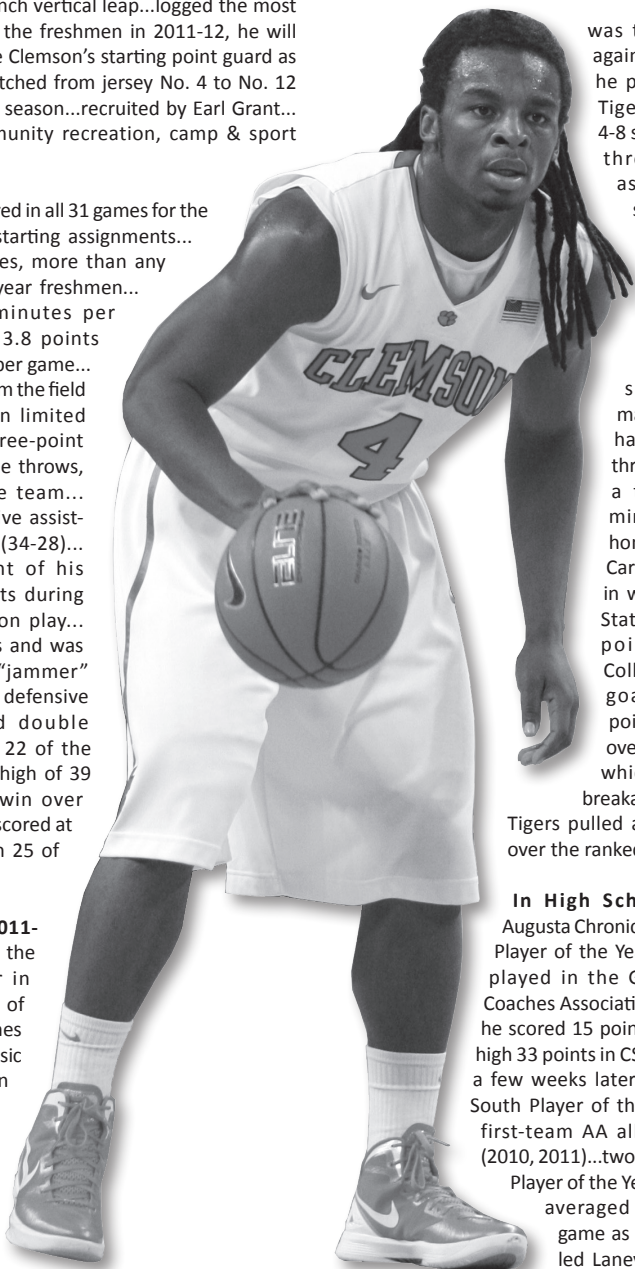


**Overview:** Signed in the late period with the program in the spring of 2011, he was one of five players to sign with Clemson in Brad Brownell's first recruiting class...brings a physical, defensive mindset to the guard position, an attribute that should serve him well in Brad Brownell's system...two-sport athlete in high school,

he was an all-state player in basketball and football... does not shy away from contact on the offensive end, showing a good ability to draw fouls and finish strong at the rim as a first-year player...tied for third on the team with a 35.5-inch vertical leap...logged the most minutes of any of the freshmen in 2011-12, he will be in the mix to be Clemson's starting point guard as a sophomore...switched from jersey No. 4 to No. 12 for his sophomore season...recruited by Earl Grant... majoring in community recreation, camp & sport management.

**In 2011-12:** Appeared in all 31 games for the Tigers, with nine starting assignments... logged 519 minutes, more than any of the other first-year freshmen... averaged 16.7 minutes per game...averaged 3.8 points and 1.3 rebounds per game... shot 44 percent from the field and 80 percent in limited attempts from three-point range...shot 52 free throws, fifth-most on the team... possessed a positive assist-to-turnover ratio (34-28)... made 49 percent of his field goal attempts during ACC regular season play... collected 14 steals and was a regular in the "jammer" role in Brownell's defensive scheme...played double figure minutes in 22 of the 31 games, with a high of 39 in the overtime win over Southern Illinois...scored at least two points in 25 of the 31 games.

**Best Games of 2011-12:** Top game was the overtime thriller in the second round of the Hawaiian Airlines Diamond Head Classic against Southern Illinois...scored season-high 18 in that win, making 5-10 field goals and 7-9 free throws... tied game in final seconds of regulation on a driving layup in which he was fouled and converted the free throw...Tigers eventually won in overtime... only other game in double figures



**#12 - SOPHOMORE - GUARD**  
**6'1" - 210**  
**AUGUSTA, GA**  
**LUCY C. LANEY HIGH SCHOOL**  
**PRTM**

**BRAD BROWNELL ON HALL:**

*"Rod is a competitor. He's a little quiet and needs to talk more, but he has an air of confidence about him. He's one of our best post passers because he knows how to lead guys into baskets. He's a strong defender and handles the ball well. He's gotten better at using ball screens."*

was the ACC opener against Florida State, he posted 11 in that Tiger victory...made 4-8 shots and 3-5 free throws, with four assists and three steals, against the Seminoles... scored seven at The Citadel, making 5-8 at the free throw line...posted seven at Iowa, making 3-6 shots... had six points and three assists without a turnover in 34 minutes of play at home against South Carolina...tallied five in win over Alabama State...scored seven points at Boston College on 3-4 field goals...posted six points in home win over Virginia, four of which came on late breakaway layups as the Tigers pulled away for the win over the ranked Cavaliers.

**In High School:** Two-time Augusta Chronicle Boys Basketball Player of the Year (2010, 2011)... played in the Georgia Athletic Coaches Association All-Star Game, he scored 15 points...scored game-high 33 points in CSRA All-Star Game a few weeks later...2011 GACA AA South Player of the Year...two-time first-team AA all-state selection (2010, 2011)...two-time Region 3-AA Player of the Year (2010, 2011)... averaged 24.7 points per game as a senior when he led Laney to the AA state

semifinals for the second straight season...averaged 21.9 points per game as a junior and led team to the AA state semifinals...coached by Jerry Hunter...standout football player at Laney, he was named to the Atlanta Journal-Constitution all-state team in 2010 at wide receiver...coached by Jerry Hunter...born Jan. 12, 1993.



**Rod Hall - Career Stats**

Year	GP-GS	Min/Avg	FG-FA	Pct	3FG-FA	Pct	FT-FTA	Pct	OR/Reb/Avg	A-T	BS-ST	Pf-D	Pts/Avg
2011-12	31-9	519/16.7	41-93	.441	4-5	.800	31-52	.596	12/39/1.3	34-28	0-14	36-1	117/3.8
<b>Totals</b>	<b>31-9</b>	<b>519/16.7</b>	<b>41-93</b>	<b>.441</b>	<b>4-5</b>	<b>.800</b>	<b>31-52</b>	<b>.596</b>	<b>12/39/1.3</b>	<b>34-28</b>	<b>0-14</b>	<b>36-1</b>	<b>117/3.8</b>

- OVERVIEW
- PLAYERS
- STAFF
- TRADITION
- REVIEW
- RECORDS





# ROD HALL

- OVERVIEW
- PLAYERS
- STAFF
- TRADITION
- REVIEW
- RECORDS



Hall's Career Highs	
Points:	18 vs. Southern Illinois, 12/23/11
Field Goals Made:	5 vs. Southern Illinois, 12/23/11
Field Goal Attempts:	10 vs. Southern Illinois, 12/23/11
Field Goal %:	.500 (3-6) vs. Iowa, 11/29/11; .500 (5-10) vs. Southern Illinois, 12/23/11
3-Pointers Made:	1 vs. many (4), last vs. Southern Illinois, 12/23/11
3-Point Attempts:	1 vs. many (5), last vs. Southern Illinois, 12/23/11
Free Throws Made:	7 vs. Southern Illinois, 12/23/11
Free Throw Attempts:	9 vs. Southern Illinois, 12/23/11
Rebounds:	4 vs. UTEP, 12/22/11; 4 vs. Miami, 1/18/12
Offensive Rebounds:	4 vs. UTEP, 12/22/11
Assists:	4 vs. Florida State, 1/7/12
Blocked Shots:	None
Steals:	3 vs. Florida State, 1/7/12; 3 vs. Virginia, 2/14/12
Minutes:	39 vs. Southern Illinois, 12/23/11



Hall Game by Game, 2011-12											
Date	Opponent	Min	F-FGA	3-3A	FT-FA	Of-RB	A-T	B-S	PF	Pts	
11-11	Gardner-Webb	16	1-1	0-0	0-0	0-1	1-1	0-0	1	2	
11-16	at The Citadel	17	1-3	0-0	5-8	0-0	1-1	0-0	2	7	
11-19	Charleston	13	1-2	0-0	1-1	1-3	0-0	0-0	1	3	
11-22	*Coastal Carolina	31	2-6	0-0	0-0	2-2	3-1	0-0	1	4	
11-25	*Furman	29	2-4	0-0	0-0	0-1	2-2	0-1	2	4	
11-29	*at Iowa	28	3-6	0-0	1-4	0-1	1-1	0-0	4	7	
12-4	*S. Carolina	34	2-2	1-1	1-2	0-0	3-0	0-0	5	6	
12-10	at Arizona	6	0-1	0-0	0-0	0-0	1-0	0-0	0	0	
12-17	*Winthrop	27	1-3	1-1	0-0	1-1	2-0	0-1	3	3	
12-19	*Alabama St.	21	2-2	1-1	0-2	0-2	2-0	0-1	2	5	
12-22	*vs. UTEP	24	1-9	0-1	2-2	4-4	1-0	0-0	1	4	
12-23	*vs. So. Illinois	39	5-10	1-1	7-9	0-2	2-4	0-1	0	18	
12-25	*at Hawaii	16	2-7	0-0	0-0	1-1	2-3	0-0	2	4	
1-1	ETSU	4	0-0	0-0	0-0	0-0	1-0	0-2	0	0	
1-7	Florida State	28	4-8	0-0	3-5	1-1	4-3	0-3	1	11	
1-12	at Boston Coll.	15	3-4	0-0	1-2	0-1	0-0	0-0	0	7	
1-15	Duke	7	0-0	0-0	2-4	0-1	0-1	0-0	0	2	
1-18	at Miami	13	0-3	0-0	0-0	0-4	2-0	0-0	0	0	
1-21	Georgia Tech	24	2-3	0-0	0-0	0-2	1-1	0-0	2	4	
1-28	Wake Forest	14	1-2	0-0	1-3	0-1	1-2	0-0	2	3	
1-31	at Virginia	7	0-0	0-0	0-0	0-0	0-0	0-0	0	0	
2-4	at Virginia Tech	9	1-2	0-0	0-0	1-1	1-1	0-0	2	2	
2-7	Maryland	11	0-0	0-0	2-2	0-1	0-1	0-0	1	2	
2-11	at Wake Forest	10	1-2	0-0	0-0	0-1	1-0	0-0	0	2	
2-14	Virginia	16	3-5	0-0	0-1	0-1	1-0	0-3	0	6	
2-18	at N. Carolina	9	0-0	0-0	2-4	0-1	0-0	0-1	1	2	
2-21	Georgia Tech	18	1-4	0-0	1-1	1-3	0-3	0-0	0	3	
2-29	NC State	8	1-1	0-0	2-2	0-0	0-1	0-0	1	4	
3-1	Virginia Tech	13	1-2	0-0	0-0	0-1	0-1	0-1	1	2	
3-4	at Florida State	8	0-1	0-0	0-0	0-1	1-1	0-0	1	0	
3-8	vs. Virginia Tech (ACC)	4	0-0	0-0	0-0	0-1	0-0	0-0	0	0	
<b>Totals</b>		<b>519</b>	<b>41-93</b>	<b>4-5</b>	<b>31-52</b>	<b>12-39</b>	<b>34-28</b>	<b>0-14</b>	<b>36</b>	<b>117</b>	

## Hall vs. 2012-13 Opponents

Opponent	G-GS	Min	FG	3-PT	FT-FTA	Of-Rb	A-T	B-S	Pts	Avg
Arizona	1-0	6	0-1	0-0	0-0	0-0	1-0	0-0	0	0.0
Boston College	1-0	15	3-4	0-0	1-2	0-1	0-0	0-0	7	7.0
The Citadel	1-0	17	1-3	0-0	5-8	0-0	1-1	0-0	7	7.0
Coastal Carolina	1-1	31	2-6	0-0	0-0	2-2	3-1	0-0	4	4.0
Duke	1-0	7	0-0	0-0	2-4	0-1	0-1	0-0	2	2.0
Florida State	2-0	36	4-9	0-0	3-5	1-2	5-4	0-3	11	5.5
Furman	1-1	29	2-4	0-0	0-0	0-1	2-2	0-1	4	4.0
Georgia Tech	2-0	42	3-7	0-0	1-1	1-5	1-4	0-0	7	3.5
Maryland	1-0	11	0-0	0-0	2-2	0-1	0-1	0-0	2	2.0
Miami	1-0	13	0-3	0-0	0-0	0-4	2-0	0-0	0	0.0
North Carolina	1-0	9	0-0	0-0	2-4	0-1	0-0	0-1	2	2.0
NC State	1-0	8	1-1	0-0	2-2	0-0	0-1	0-0	4	4.0
South Carolina	1-1	34	2-2	1-1	1-2	0-0	3-0	0-0	6	6.0
UTEP	1-1	24	1-9	0-1	2-2	4-4	1-0	0-0	4	4.0
Virginia	2-0	23	3-5	0-0	0-1	0-1	1-0	0-3	6	3.0
Virginia Tech	3-0	26	2-4	0-0	0-0	1-3	1-2	0-1	4	1.3
Wake Forest	2-0	24	2-4	0-0	1-3	0-2	2-2	0-0	5	2.5





# DAMARCUS HARRISON



**Overview:** Sophomore guard who transferred into the program from Brigham Young University...signed athletic aid agreement in August of 2012...played in all but five games for BYU as a freshman in 2011-12...possesses quality size and athleticism on the wing, a position in need of depth after injuries to Jaron Blossomgame

and Devin Coleman over the summer...originally from the Palmetto State, he played three years of high school ball in his hometown of Greenwood...recruited by the Tigers originally, he took official visits to BYU, Clemson and Florida State as a fifth-year senior at the Christ School in North Carolina...eligible immediately after the NCAA granted his waiver that was submitted in August...majoring in pre-business.

**In 2011-12 (at BYU):** Appeared in 30 games at an average of 8.8 minutes per contest...scored 3.2 points per game...added 13 steals, eighth-most on the team...scored at least two points in 17 of the Cougars' games...posted season-best 12 points in the second round of the NCAA Tournament, a win over Iona...made 4-6 shots in that game, including 2-4 from three-point range...tied season-high with 21 minutes played against the Gaels...also scored in BYU's tournament loss to Marquette...posted 11 points in win over Longwood...contributed nine points in loss to Wisconsin...scored eight against Baylor, including a memorable fastbreak dunk...posted eight against Cal State San Marcos...posted six points on three occasions, including versus Pepperdine and San Diego in West Coast Conference play...had five points, three rebounds and two assists in a win over Gonzaga in February.

**In High School:** Four-star prospect and the nation's No. 86 overall player in the class of 2011 according to Rivals.com...No. 37 shooting guard prospect in the nation according to ESPN...played in 2011 Jordan Brand Classic Regional All-Star Game...played three seasons at Greenwood High School before reclassifying as a junior and finishing his last two years at the Christ School in Arden, NC...helped Christ School to consecutive NCISAA AAA State Championships...first-team all-state as a senior after averaging 12.7 points, 4.7 rebounds, 1.8 steals and 1.7 assists per game...first-team all-Western North Carolina by the **Asheville Citizen-Times**...played alongside Duke red-shirt freshman Marshall Plumlee at Christ School...shared team MVP honors with Plumlee in 2010-11...averaged 12.5 points and 5.0 rebounds per game as a junior on a team with six D1-bound players...in his two years, Christ School had a 69-7 record...played AAU ball for the Carolina Ravens...coached by David Gaines at Christ School...born 1/1/92.



**#21 - SOPHOMORE - GUARD**  
**6'4" - 195**  
**GREENWOOD, SC**  
**CHRIST SCHOOL**  
**PRE-BUSINESS**

**BRAD BROWNELL ON HARRISON:**

*"Damarcus will provide depth in our backcourt. He's kind of a jack-of-all-trades perimeter player. He has size, can make a three and drives pretty well to the basket. He plays with reasonably good poise, and just needs to continue to get comfortable within our system."*

**Harrison's Career Highs (at BYU)**

<b>Points:</b>	12 vs. Iona, 3/13/12
<b>Field Goals Made:</b>	4 vs. Cal State San Marcos, 12/27/11; 4 vs. Iona, 3/13/12
<b>Field Goal Attempts:</b>	10 vs. Pepperdine, 2/11/12
<b>3-Pointers Made:</b>	3 vs. Longwood, 11/18/11
<b>3-Point Attempts:</b>	5 vs. Longwood, 11/18/11; 5 vs. Pepperdine, 2/11/12
<b>Free Throws Made:</b>	2 vs. many (3), last vs. Iona, 3/13/12
<b>Free Throw Attempts:</b>	3 vs. Prairie View, 11/11/11; 3 vs. Iona, 3/13/12
<b>Rebounds:</b>	3 vs. many (4), last vs. Iona, 3/13/12
<b>Offensive Rebounds:</b>	N/A
<b>Assists:</b>	2 vs. many (5), last vs. Gonzaga, 2/2/12
<b>Blocked Shots:</b>	1 vs. Baylor, 12/17/11
<b>Steals:</b>	2 vs. many (3), last vs. Pepperdine, 2/11/12
<b>Minutes:</b>	21 vs. Cal State San Marcos, 12/27/11; 21 vs. Iona, 3/13/12

**Harrison Game by Game, 2011-12 (at BYU)**

Date	Opponent	Min	F-FGA	3-3A	FT-FA	Of-RB	A-T	B-S	PF	Pts
11-11	at Utah State	4	0-1	0-0	0-0	0-0	0-1	0-0	1	0
11-15	BYU-Hawaii	15	2-6	1-2	1-1	1-2	2-3	0-0	1	6
11-18	Longwood	13	3-7	3-5	2-2	0-0	1-1	0-0	0	11
11-22	Prairie View	14	2-5	0-2	1-3	0-1	2-1	0-1	3	5
11-25	vs. Nevada	8	2-4	0-1	0-0	1-2	0-1	0-0	1	4
11-26	vs. Wisconsin	19	3-7	1-2	2-2	0-1	0-1	0-1	1	9
11-30	vs. Northern Arizona	14	2-8	0-2	0-0	0-1	0-0	0-1	0	4
12-3	vs. Oregon	5	0-1	0-1	0-2	0-1	0-1	0-2	0	0
12-7	Weber State	11	1-6	0-3	0-0	0-0	1-0	0-0	0	2
12-10	at Utah	8	1-5	1-4	0-0	0-0	0-0	0-0	1	3
12-17	Baylor	15	3-7	1-3	1-4	1-3	1-1	1-1	2	8
12-20	Buffalo	DNP								
12-22	UC Santa Barbara	8	0-2	0-2	0-0	0-0	2-0	0-1	0	0
12-27	Cal State San Marcos	21	4-8	0-4	0-1	1-3	2-3	0-2	0	8
12-29	at Saint Mary's	5	0-2	0-0	0-0	0-0	1-2	0-0	0	0
12-31	San Diego	5	3-4	0-0	0-0	0-2	0-0	0-0	0	6
1-5	at Loyola Marymount	DNP								
1-7	San Francisco	9	1-5	1-3	0-0	0-1	0-1	0-0	1	3
1-14	Santa Clara	2	0-2	0-1	0-0	0-1	0-0	0-0	0	0
1-16	at San Diego	1	0-0	0-0	0-0	0-1	0-1	0-0	0	0
1-19	Loyola Marymount	5	0-1	0-0	0-0	0-0	0-0	0-0	1	0
1-21	at Pepperdine	DNP								
1-25	at Virginia Tech	9	1-2	1-2	0-0	0-1	0-0	0-0	3	3
1-28	Saint Mary's	2	0-0	0-0	0-0	0-0	0-1	0-0	1	0
2-2	Gonzaga	8	2-2	1-1	0-0	1-3	2-2	0-1	0	5
2-4	at Portland	5	0-0	0-0	0-0	0-0	0-0	0-0	0	0
2-11	Pepperdine	20	2-10	1-5	1-1	1-2	0-1	0-2	3	6
2-16	at San Francisco	DNP								
2-18	at Santa Clara	5	0-1	0-0	0-0	0-0	0-1	0-0	1	0
2-23	at Gonzaga	3	0-2	0-0	0-0	0-0	0-0	0-0	0	0
2-25	Portland	1	0-0	0-0	0-0	0-0	0-0	0-0	0	0
3-2	vs. San Diego	DNP								
3-3	vs. Gonzaga	1	0-0	0-0	0-0	0-0	0-0	0-0	0	0
3-13	vs. Iona (NCAA)	21	4-6	2-4	2-3	0-3	1-2	0-1	3	12
3-15	vs. Marquette (NCAA)	8	1-5	0-2	0-0	1-2	0-1	0-0	1	2
Totals		265	37-109	13-49	10-19	7-30	15-25	1-13	24	97

**Damarcus Harrison - Career Stats**

Year	GP-GS	Min/Avg	FG-FA	Pct	3FG-FA	Pct	FT-FTA	Pct	OR/Reb/Avg	A-T	BS-ST	PF-D	Pts/Avg
2011-12	30-0	265/8.8	37-109	.339	13-49	.265	10-19	.526	7/30/1.0	15-25	1-13	24-0	97/3.2
<b>Totals</b>	<b>30-0</b>	<b>265/8.8</b>	<b>37-109</b>	<b>.339</b>	<b>13-49</b>	<b>.265</b>	<b>10-19</b>	<b>.526</b>	<b>7/30/1.0</b>	<b>15-25</b>	<b>1-13</b>	<b>24-0</b>	<b>97/3.2</b>

- OVERVIEW
- PLAYERS
- STAFF
- TRADITION
- REVIEW
- RECORDS

2012-13 MEN'S BASKETBALL GUIDE



# MILTON JENNINGS

- OVERVIEW
- PLAYERS
- STAFF
- TRADITION
- REVIEW
- RECORDS



**Overview:** Highest-rated recruit to enter Clemson in the last 15 years...consensus top-30 prospect, according to the national recruiting services, when he signed with Clemson...athletic, versatile forward who has an ability to help the Tigers on the perimeter and inside the paint...has appeared in 94 games, with 27 career starts...

veteran of 1,779 minutes at the college level, he has scored 657 points and grabbed 418 rebounds in three seasons with the Tigers...has shown individual improvement in two years with Brad Brownell's staff, averaging more points per game and rebounds per game each successive year he has been with the program...began to play his best basketball in the 2011-12 ACC regular season, averaging 10.9 points (best among returning players) and 6.1 rebounds per game over 14 contests...improved overall field goal percentage and three-point percentage as a junior...owns career averages of 7.0 points and 4.4 rebounds per game...first McDonald's All-American to sign with Clemson since Sharone Wright in 1991...first McDonald's All-American from the state of South Carolina since Raymond Felton, who played for North Carolina, in 2002...named Mr. Basketball in the state of South Carolina as a senior...majoring in sociology.

**In 2011-12:** Played in 28 games, with 23 starting assignments...averaged 9.7 points per game, fourth-most on the team...second on the squad at 5.6 rebounds per game...shot 44 percent overall, 33 percent from three-point range, both season-highs for the junior...second on the team with 49 offensive rebounds...averaged 26.4 minutes per game...led or tied for team lead in rebounding in seven games...scored double figures 13 times, including five of the last nine games...fourth on the team with 16 made three-point goals, he made 12 in the final eight games of the season...improved as a shot-blocker on the defensive end, as he totaled 25, second-most on the team...had the top blocks per game average at just under one per contest...posted 24 steals, fourth-most on the team...improved as a passer out of high-low sets, he had 31 assists for the season, 12 more than his highest season total in three years at Clemson...grabbed double digit rebounds three times, second-best on the squad...had one double-double.

**Best Games of 2011-12:** Top scoring effort was a 22-point performance against Furman, a career-high for the junior...also added 14 rebounds, another personal high...made 7-of-12 field

**#24 · SENIOR · FORWARD**

**6'9" · 225**

**SUMMERVILLE, SC**

**PINEWOOD PREP**

**SOCIOLOGY**



goals and 8-of-11 free throws in that win over the Paladins...finished season opener against Gardner-Webb with 10 points...had 10 and two blocks in 21 minutes at The Citadel...scored 12 points with six rebounds versus the College of Charleston...made all four field goal and free throw attempts in 12-point showing against Alabama State...scored 10 points against UTEP in 24 minutes...made 7-10 shots and scored 15 points against Florida State in ACC opener, a 20-point win for the Tigers...added eight rebounds and two blocks in that game against the Seminoles...scored nine points and added 12 rebounds at Boston College...made 7-13 shots against a top-10 Duke team and finished with 16 points and three assists...scored nine in consecutive games at Miami and home against Georgia Tech...made 3-4 from three-point range and posted 14 points and six rebounds against Maryland...posted 15 points on 6-11 shooting at Wake Forest...totaled 15 points, four offensive rebounds and two steals in road win over Georgia Tech...followed that with 17-point performance in home overtime victory over NC State...made 7-14 shots against the Wolfpack...grabbed 12 rebounds in Senior Night win over Virginia Tech...finished year out with 13 points and two blocks in 35 minutes against the Hokies in the ACC Tournament.

**In 2010-11:** One of the most

**BRAD BROWNELL ON JENNINGS:**

*"Hopefully, having played a lot of minutes will give Milt the confidence he needs to take hold of the next step in his career. He has shown the ability to be a good player at this level, but now he needs to perform consistently. He's in position to be a breakout guy."*

improved players on the roster, he was fourth on the team in scoring at 8.3 points per game...third on the team with an average of 5.2 rebounds per game...played in all 34 games and made four starts...averaged 20.1 minutes per game, the most by any Clemson reserve player...tied Jerai Grant for the team lead with four double-doubles...scored double figures in 13 games, tied with classmate Devin Booker...posted five double figure rebounding efforts...led or tied for the team lead in rebounding in eight games...led the team in free throw shooting with a .772 figure, he was the tallest Clemson player to lead the Tigers in free throw percentage since 7-footer Adam Allenspach in 2000...shot 29 percent from three, but that was a 12 percent improvement over his freshman season...quadrupled his three-point total, going from six as a freshman to 24 his sophomore year...made 43 more free throws and 53 more field goals as a second-year player...blocked 14 shots, fourth-best on the team...was at his best against the ACC's top two teams, Duke and North Carolina...averaged 12.3 points and 8.7 rebounds in four games against those two schools.

**Best Games of 2010-11:** Top scoring effort was 16 points, which he accomplished twice...most important 16-point game was in the ACC Tournament semifinals against North Carolina, where he made 6-8 field goals and 3-5 from three-point range...added seven rebounds in that game with the Heels...posted double-double with 15 points and 12 rebounds in Clemson's Feb. 12 home game against North Carolina...the 12 boards were a career-high...posted double-double at Duke on the Blue Devils' Senior Night with 10 points and 11 rebounds...opened the season with 14 points and four assists against Western Carolina...added 11 the next game against eventual Southern Conference champion Wofford...posted nine points in 20 minutes versus Old Dominion, an NCAA Tournament team...tallied first career double-double with 16 points and 10 rebounds in home win over SC State...notched eight points and six rebounds in road win over College of Charleston, a special game for the native of nearby Summerville...posted three straight double figure games to close the non-conference schedule during the regular season, he had 11 versus Delaware State, 13 against East Carolina and 10 versus The Citadel...scored 12 points in home win over Miami...scored eight

## Milton Jennings - Career Stats

Year	GP-GS	Min/Avg	FG-FA	Pct	3FG-FA	Pct	FT-FTA	Pct	OR/Reb/Avg	A-T	BS-ST	Pf-D	Pts/Avg
2009-10	32-0	358/11.2	40-107	.374	6-35	.171	18-28	.643	32/86/2.7	15-27	8-16	43-0	104/3.3
2010-11	34-4	682/20.1	98-239	.410	24-82	.293	61-79	.772	60/176/5.2	19-64	14-19	80-3	281/8.3
2011-12	28-23	739/26.4	107-244	.439	16-48	.333	42-71	.592	49/156/5.6	31-66	25-24	77-2	272/9.7
<b>Totals</b>	<b>94-27</b>	<b>1779/18.9</b>	<b>245-590</b>	<b>.415</b>	<b>46-165</b>	<b>.279</b>	<b>121-178</b>	<b>.680</b>	<b>141/418/4.4</b>	<b>65-157</b>	<b>47-59</b>	<b>200-5</b>	<b>657/7.0</b>





# MILTON JENNINGS



Jennings' Career Highs	
Points:	22 vs. Furman, 11/25/11
Field Goals Made:	7 vs. many (4), last vs. NC State, 2/25/12
Field Goal Attempts:	14 vs. North Carolina, 2/12/11; 14 vs. NC State, 2/25/12
Field Goal %:	(.833, 5-6) vs. UNC Greensboro, 11/20/09
3-Pointers Made:	3 vs. many (3), last vs. Virginia Tech, 3/8/12
3-Point Attempts:	7 vs. North Carolina, 2/12/11
Free Throws Made:	8 vs. Furman, 11/25/11
Free Throw Attempts:	11 vs. Furman, 11/25/11
Rebounds:	14 vs. Furman, 11/25/11
Offensive Rebounds:	5 vs. The Citadel, 1/2/11; 5 vs. Furman, 11/25/11
Assists:	5 vs. West Virginia, 3/17/11
Blocked Shots:	3 vs. East Tennessee State, 1/1/12
Steals:	3 vs. Presbyterian, 11/13/09; 3 vs. East Tennessee State, 1/1/12
Minutes:	37 vs. Furman, 11/25/11

- OVERVIEW
- PLAYERS
- STAFF
- TRADITION
- REVIEW
- RECORDS

boards and blocked two shots at Virginia Tech... posted seven points at Maryland...played season-high 19 minutes at Florida State and chipped in a 15-footer, four rebounds and two steals.

**In High School:** Played in the McDonald's All-America Game in Miami, posting four points and four rebounds for the victorious East squad... second-team All-American according to **Parade**...fourth-team All-American according to the **Louisville Courier-**

**Journal**...played in the Capital Classic, posting six points and five rebounds for the U.S. All-Stars...rated as the nation's No. 17 prospect by **PrepStars**, No. 23 by **Scout.com**, No. 24 by **Hoop Scoop**, No. 25 by **Rivals.com**, and No. 26 by **ESPNU**...two-time South Carolina Gatorade Player-of-the-Year...led Pinewood Prep to four consecutive SCISA championships at the AAA level...posted 22 points in the championship game his senior season...Mr. Basketball winner in 2009...four-time All-State selection...Most Outstanding Player at the 16th Annual Roundball Classic in West Ashley, SC as a senior...named Most Outstanding Defensive Player at the 2008 Tabernacle Christian Thanksgiving Classic in the Bahamas...named to All-Tournament team at Chick-fil-A Classic...posted 25 points and 14 rebounds playing against Duke signee Mason Plumlee in the championship game of that tournament in Columbia, S.C...averaged 20.1 points, 8.7 rebounds, and 2.2 blocks per game as a senior...posted 24 points and 12 rebounds vs. No. 1 Oak Hill Academy in the ESPN RISE National High School Invitational...named Boys Basketball Player-of-the-Year by the **Charleston Post & Courier** as a senior...averaged 18.9 points, 10.6 rebounds, and 4.2 blocks per game as a junior...scored 2,536 points and pulled down 1,372 rebounds in his prep career...played for coach Pat Eidson at Pinewood Prep...also earned a letter in cross country... chose Clemson over offers from Florida, Connecticut, Georgetown and UCLA...born 6/26/90.

at North Carolina...had nine, including a pair of threes, in comeback win over NC State...scored 10 points and grabbed nine rebounds in road game at NC State... totaled 10 points in ACC Tournament opener with Boston College...scored 11 points and hit 4-5 shots in NCAA Tournament win over UAB.

**In 2009-10:** Appeared as a reserve forward in all 32 games for the Tigers as a first-year freshman...averaged 3.3 points and 2.7 rebounds per game, while averaging 11.2 minutes of playing time per contest...struggled shooting the basketball, hitting 6-of-35 from three-point range (.171)...active on the glass, he was fifth on the team with 32 offensive rebounds...tallied 16 steals and eight blocked shots in limited action...reached double figures in the scoring column on two occasions.

**Best Games of 2009-10:** Top game of the season was at home against Virginia, he hit all four field goal attempts and a pair of free throws for 11-point total... accomplished that total in just 15 minutes...season-high in scoring was 14 at UNC Greensboro...hit 5-of-6 shots, including 2-for-3 from long range, in the win... posted five points and three steals in Clemson debut against Presbyterian College...tallied seven points on 3-of-6 shooting versus Butler in the 76 Classic, a team that advanced to the 2010 NCAA Tournament championship game...scored six points in win over Furman...posted eight points against East Carolina on the road and at home versus College of Charleston... tallied seven versus Western Carolina...grabbed seven rebounds at Georgia Tech...grabbed season-high eight





# MILTON JENNINGS

OVERVIEW

PLAYERS

STAFF


TRADITION

REVIEW

RECORDS

## Jennings vs. 2012-13 Opponents

Opponent	G-GS	Min	FG	3-PT	FT-FTA	Of-Rb	A-T	B-S	Pts	Avg
Arizona	1-1	21	2-6	0-0	0-0	1-7	0-1	0-0	4	4.0
Boston College	5-0	93	9-28	2-9	10-13	5-17	2-2	2-1	30	6.0
The Citadel	2-1	39	8-19	0-2	4-6	6-14	1-3	2-1	20	10.0
Duke	4-1	72	10-26	1-5	5-8	6-20	4-6	2-4	26	6.5
Florida State	6-3	114	13-41	0-10	7-10	13-32	2-10	2-6	33	5.5
Furman	2-1	51	9-17	0-1	10-13	5-16	1-1	0-3	28	14.0
Georgia Tech	6-2	98	15-33	3-9	4-11	8-16	6-11	4-5	37	6.2
Maryland	4-0	60	10-25	4-12	5-6	3-12	2-7	0-1	29	7.3
Miami (FL)	4-1	66	7-19	4-9	6-9	3-12	0-5	3-3	24	6.0
NC State	5-1	80	14-27	3-9	5-6	6-17	1-1	2-3	36	7.2
North Carolina	5-1	119	18-38	7-18	5-8	6-27	2-16	3-4	48	9.6
South Carolina	3-1	65	6-17	0-3	3-5	4-15	1-7	1-3	15	5.0
SC State	2-0	34	6-10	1-3	5-6	3-15	1-1	0-0	18	9.0
UTEP	1-0	24	5-7	0-1	0-0	2-4	0-1	0-1	10	10.0
Virginia	3-1	62	10-24	3-7	2-2	6-15	2-10	1-1	25	8.3
Virginia Tech	4-2	94	7-27	3-9	2-6	8-28	6-7	4-1	19	4.8
Wake Forest	4-2	74	11-29	3-6	3-4	5-20	3-8	3-5	28	7.0




## Jennings Game by Game, 2009-10

Date	Opponent	Min	F-FGA	3-3A	FT-FA	Of-RB	A-T	B-S	PF	Pts
11-13	Presbyterian	18	2-6	1-2	0-0	2-3	0-2	0-3	1	5
11-17	at Liberty	14	1-3	0-2	0-0	3-3	2-1	0-0	1	2
11-20	at UNC Greensboro	16	5-6	2-3	2-2	2-4	1-1	0-0	3	14
11-23	Winthrop	14	2-5	0-1	0-0	2-4	1-0	0-0	1	4
11-26	vs. Texas A&M	12	1-3	0-1	0-2	1-3	0-0	0-0	2	2
11-27	vs. Long Beach St.	16	0-2	0-1	0-0	1-3	1-2	1-0	2	0
11-29	vs. Butler	17	3-6	0-3	1-3	1-2	0-0	0-1	2	7
12-2	Illinois	10	0-2	0-0	0-0	1-3	0-1	0-0	2	0
12-6	S. Carolina	12	0-2	0-1	2-2	0-4	0-2	1-1	1	2
12-13	Furman	14	2-5	0-1	2-2	0-2	0-0	1-1	0	6
12-16	at E. Carolina	10	3-4	0-1	2-2	0-0	1-0	0-0	1	8
12-19	Charleston	15	4-6	0-1	0-0	3-6	0-1	1-1	0	8
12-22	W. Carolina	12	3-3	0-0	1-2	2-2	0-1	0-0	0	7
12-29	SC State	8	1-3	0-0	0-0	2-5	1-0	0-0	0	2
1-3	at Duke	6	0-2	0-0	0-0	1-1	0-3	0-1	0	0
1-9	Boston Coll.	15	1-4	0-2	2-2	0-1	0-0	1-0	1	4
1-13	N. Carolina	4	0-2	0-1	0-0	0-0	0-1	0-0	0	0
1-16	at NC State	4	0-0	0-0	0-0	0-0	0-0	0-0	2	0
1-19	at Ga. Tech	14	1-5	0-0	0-0	3-7	2-1	0-0	2	2
1-23	Duke	10	0-1	0-1	0-0	0-4	1-0	0-0	4	0
1-26	at Boston Coll.	7	1-4	0-1	0-0	0-0	0-0	0-1	2	2
1-31	Maryland	6	1-3	0-1	0-0	1-1	0-2	0-1	0	2
2-6	at Va. Tech	9	0-1	0-1	0-1	1-8	2-1	2-0	0	0
2-10	Florida St.	9	0-3	0-1	0-1	2-4	1-0	0-1	4	0
2-13	Miami	7	1-3	1-2	0-1	1-2	0-0	0-0	1	3
2-20	Virginia	15	4-4	1-1	2-2	0-1	0-0	0-0	2	11
2-24	at Maryland	14	2-7	1-4	2-2	0-2	0-1	0-0	2	7
2-28	at Florida St.	19	1-6	0-2	2-2	1-4	0-2	0-2	2	4
3-2	Ga. Tech	12	1-4	0-1	0-2	1-3	0-1	1-0	1	2
3-7	at Wake Forest	8	0-1	0-0	0-0	1-3	2-0	0-2	4	0
3-11	vs. NC State (ACC)	7	0-0	0-0	0-0	0-1	0-1	0-1	0	0
3-19	vs. Missouri (NCAA)	4	0-1	0-0	0-0	0-0	0-3	0-0	0	0
Totals		358	40-107	6-35	18-28	32-86	15-27	8-16	43	104





# MILTON JENNINGS



## Jennings Game by Game, 2010-11

Date	Opponent	Min	F-FGA	3-3A	FT-FA	Of-RB	A-T	B-S	PF	Pts
11-12	W. Carolina	21	4-7	0-2	6-6	2-4	4-1	2-1	3	14
11-15	Wofford	20	3-7	0-1	5-7	1-2	0-3	0-0	2	11
11-19	vs. Long Beach St.	20	1-3	1-1	0-0	2-4	1-3	0-0	4	3
11-21	vs. Old Dominion	20	3-6	1-2	2-2	0-3	0-2	0-2	2	9
11-22	vs. Seton Hall	25	3-9	1-3	1-3	2-5	0-2	1-0	2	8
11-26	SC State	26	5-7	1-3	5-6	1-10	0-1	0-0	2	16
11-30	Michigan	20	3-7	0-2	2-3	1-3	0-1	0-0	2	8
12-5	at South Carolina	22	3-7	0-1	0-1	2-7	1-0	0-2	4	6
12-12	*at Florida State	19	0-10	0-2	1-2	2-5	0-2	0-1	1	1
12-17	*Savannah State	23	2-10	0-1	4-5	4-10	0-2	0-0	2	8
12-19	*UNC Greensboro	21	3-7	1-2	0-0	2-7	0-4	1-0	5	7
12-22	*at Charleston	20	4-8	0-2	0-0	2-6	1-1	1-0	5	8
12-27	Delaware State	23	4-9	1-3	2-2	2-9	2-2	0-2	3	11
12-29	East Carolina	24	6-12	1-5	0-0	3-5	0-4	1-0	1	13
1-2	The Citadel	18	4-11	0-1	2-4	5-10	0-2	0-0	0	10
1-8	Miami (FL)	22	3-7	2-4	4-4	1-3	0-2	1-1	1	12
1-12	Georgia Tech	13	2-3	1-1	0-0	0-0	2-2	1-1	3	5
1-18	at N. Carolina	26	3-7	1-3	1-2	0-5	0-1	0-0	2	8
1-22	at Maryland	14	2-7	0-3	2-2	0-3	0-3	0-0	3	6
1-25	NC State	22	3-5	2-3	1-2	0-4	1-0	0-0	1	9
1-29	Florida State	11	1-2	0-1	3-4	3-4	0-2	0-0	3	5
2-2	at Virginia	17	4-10	1-2	0-0	4-6	0-5	1-1	3	9
2-5	at Georgia Tech	9	2-4	0-2	0-0	0-0	0-3	0-1	2	4
2-8	Boston Coll.	21	2-4	0-1	1-2	0-1	0-0	0-0	0	5
2-12	N. Carolina	30	6-14	2-7	1-3	4-12	0-5	2-2	2	15
2-17	at NC State	20	4-8	0-3	2-2	4-9	0-0	1-2	3	10
2-20	at Miami (FL)	10	0-2	0-1	0-0	0-2	0-1	0-0	1	0
2-26	Wake Forest	18	3-7	2-3	0-0	1-5	0-2	1-2	1	8
3-2	at Duke	29	3-10	0-2	4-4	4-11	0-1	1-1	3	10
3-5	Virginia Tech	15	0-5	0-1	0-0	2-4	0-1	0-0	3	0
3-11	vs. Boston Coll. (ACC)	17	2-6	2-4	4-4	1-3	2-1	0-0	0	10
3-12	vs. N. Carolina (ACC)	29	6-8	3-5	1-1	2-7	0-5	0-0	5	16
3-15	vs. UAB (NCAA)	17	4-5	1-2	2-2	0-3	0-0	0-0	3	11
3-17	vs. W. Virginia (NCAA)	20	0-5	0-3	5-6	3-4	5-0	0-0	3	5
<b>Totals</b>		<b>682</b>	<b>98-239</b>	<b>24-82</b>	<b>61-79</b>	<b>60-176</b>	<b>19-64</b>	<b>14-19</b>	<b>80</b>	<b>281</b>

## Jennings Game by Game, 2011-12

Date	Opponent	Min	F-FGA	3-3A	FT-FA	Of-RB	A-T	B-S	PF	Pts
11-11	*Gardner-Webb	25	4-9	1-1	1-3	1-4	2-5	2-1	2	10
11-16	*at The Citadel	21	4-8	0-1	2-2	1-4	1-1	2-1	3	10
11-19	*Charleston	24	5-13	1-2	1-2	3-6	0-1	1-1	3	12
11-22	*Coastal	18	4-8	0-1	0-1	2-5	1-2	0-1	4	8
11-25	*Furman	37	7-12	0-0	8-11	5-14	1-1	0-2	1	22
11-29	*at Iowa	23	1-5	0-1	0-0	0-1	1-5	1-0	3	2
12-4	*S. Carolina	31	3-8	0-1	1-2	2-4	1-5	0-0	1	7
12-10	*at Arizona	21	2-6	0-0	0-0	1-7	0-1	0-0	4	4
12-17	Winthrop	18	0-4	0-1	0-0	0-2	2-2	0-0	1	0
12-19	Alabama St.	23	4-4	0-0	4-4	0-3	2-4	1-0	3	12
12-22	vs. UTEP	24	5-7	0-1	0-0	2-4	0-1	0-1	2	10
12-23	vs. So. Illinois	15	1-5	0-0	1-2	3-7	0-3	1-1	0	3
12-25	at Hawaii	DNP								
1-1	*ETSU	35	2-7	0-1	3-6	0-5	3-2	3-3	3	7
1-7	*Florida State	29	7-10	0-0	1-1	2-8	0-3	2-0	2	15
1-12	*at Boston Coll.	33	3-10	0-1	3-5	4-12	0-1	1-0	2	9
1-15	*Duke	27	7-13	1-3	1-4	1-4	3-2	1-2	4	16
1-18	*at Miami	27	3-7	1-2	2-4	1-5	0-2	2-2	2	9
1-21	*Georgia Tech	26	3-6	0-0	3-6	0-1	2-3	1-1	3	9
1-28	*Wake Forest	25	2-10	0-1	1-2	2-7	0-3	2-0	3	5
1-31	*at Virginia	DNP								
2-4	*at Virginia Tech	DNP								
2-7	Maryland	26	5-8	3-4	1-2	2-6	2-1	0-0	4	14
2-11	*at Wake Forest	23	6-11	1-2	2-2	1-5	1-3	0-1	3	15
2-14	*Virginia	30	2-10	1-4	0-0	2-8	2-3	0-0	3	5
2-18	*at N. Carolina	30	3-7	1-2	2-2	0-3	2-5	1-2	2	9
2-21	*Georgia Tech	24	6-11	2-5	1-3	4-5	0-1	1-2	4	15
2-29	*NC State	27	7-14	1-3	2-2	2-3	0-0	1-0	5	17
3-1	*Virginia Tech	35	2-9	0-2	2-5	3-12	2-2	0-1	3	6
3-4	*at Florida State	27	4-10	0-4	0-0	3-7	1-1	0-2	5	8
3-8	vs. Virginia Tech (ACC)	35	5-12	3-5	0-0	2-4	2-3	2-0	2	13
<b>Totals</b>		<b>739</b>	<b>107-244</b>	<b>16-48</b>	<b>42-71</b>	<b>49-156</b>	<b>31-66</b>	<b>25-24</b>	<b>77</b>	<b>272</b>



# K.J. MCDANIELS

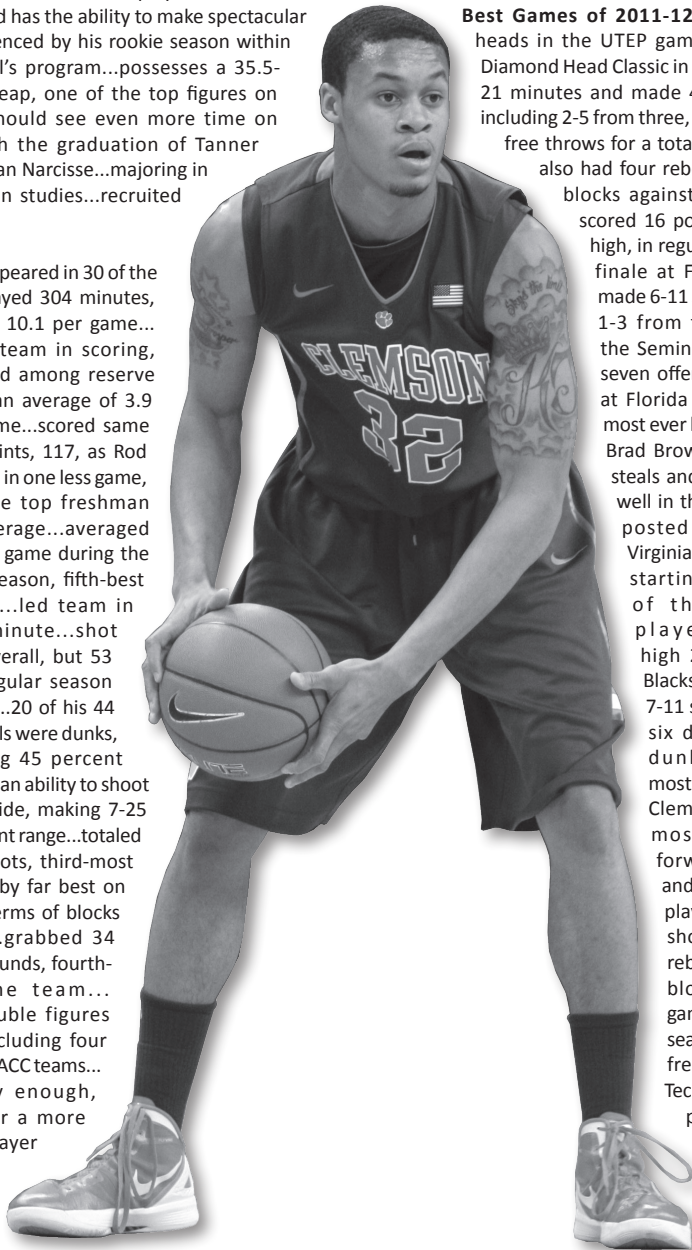
- OVERVIEW
- PLAYERS
- STAFF
- TRADITION
- REVIEW
- RECORDS



**Overview:** Signed in the late period in the spring of 2011 and was one of five first-year freshmen on Clemson's roster in 2011-12...played significant minutes in his first season at the small forward position...comes from a strong basketball pedigree...father, Kevin McDaniels, Sr., played at South Alabama from 1989-

91...Kevin was a second-team All-Sun Belt Conference selection in 1991 after leading the Jaguars in scoring at 13.4 points per game...South Alabama advanced to the NCAA Tournament that season after winning the Sun Belt Conference Tournament...plays with tremendous athleticism and has the ability to make spectacular plays, as evidenced by his rookie season within Brad Brownell's program...possesses a 35.5-inch vertical leap, one of the top figures on the roster...should see even more time on the wing with the graduation of Tanner Smith and Bryan Narcisse...majoring in communication studies...recruited by Earl Grant.

**In 2011-12:** Appeared in 30 of the 31 games...played 304 minutes, an average of 10.1 per game...sixth on the team in scoring, he was second among reserve players with an average of 3.9 points per game...scored same number of points, 117, as Rod Hall but played in one less game, so he was the top freshman scorer on average...averaged 4.9 points per game during the ACC regular season, fifth-best on the team...led team in points per minute...shot 45 percent overall, but 53 percent in regular season league games...20 of his 44 made field goals were dunks, an astounding 45 percent ratio...showed an ability to shoot from the outside, making 7-25 from three-point range...totaled 20 blocked shots, third-most on the team, by far best on the team in terms of blocks per minute...grabbed 34 offensive rebounds, fourth-most on the team...scored in double figures five times, including four games against ACC teams...interestingly enough, he was by far a more productive player away from Littlejohn Coliseum, as he shot just 24 percent at home...averaged 6.9 points per game and shot 58 percent from the floor in 12 road games.



**#32 • SOPHOMORE • FORWARD**  
**6'6" • 195**  
**BIRMINGHAM, AL**  
**CENTRAL PARK CHRISTIAN**  
**PRE-BUSINESS**

**BRAD BROWNELL ON MCDANIELS:**

*"K.J. is athletically gifted. He's continued to work on his basketball skill set. He's been pretty focused and is in better shape. He should be in position to make that next step. His minutes and responsibilities will increase. He has an opportunity to show what he can do."*

**Best Games of 2011-12:** First turned heads in the UTEP game to open the Diamond Head Classic in Hawaii...played 21 minutes and made 4-8 field goals, including 2-5 from three, along with 3-4 free throws for a total of 13 points... also had four rebounds and two blocks against the Miners... scored 16 points, a season-high, in regular season ACC finale at Florida State... made 6-11 shots, including 1-3 from three, against the Seminoles...collected seven offensive rebounds at Florida State, tied for most ever by a Tiger under Brad Brownell...had four steals and two blocks as well in that FSU game... posted 14 points at Virginia Tech in his lone starting assignment of the season... played season-high 28 minutes in Blacksburg and made 7-11 shots, including six dunks...the six dunks were the most in a game by a Clemson freshman, most by a small forward or guard, and the most by a player 6-foot-6 or shorter...had five rebounds and five blocks, a single-game high for the season among ACC freshmen, in that Tech game...had 11 points at Miami, making all three of his field goals and 5-8 free throws...

added five rebounds against the Hurricanes...posted 10 points at Georgia Tech, which included a pair of high-flying putback dunks in the second half...scored seven at Arizona...posted eight points in the game at Hawaii, with four rebounds and two blocks...scored five points and added a block and a steal in road win over Wake Forest.

**In High School:** Three-star prospect according to most of the national recruiting services...two-time NACA (National Association of Christian Athletes) All-American, winning the honor in 2010 as a junior and 2011 as a senior...2011 NACA Most Outstanding Player after leading Central Park Christian to its second consecutive national championship...2010 NACA All-Tournament Team selection...team compiled a 45-3 combined record in back-to-back seasons...averaged 18.2 points, 9.7 rebounds, 3.4 blocks and 3.3 assists per game as a senior for the 2010-11 season...2010 Neosho Holiday Classic All-Tournament Team choice...coached by Don Broadnax...born Feb. 9, 1993.



**K.J. McDaniels - Career Stats**

Year	GP-GS	Min/Avg	FG-FA	Pct	3FG-FA	Pct	FT-FTA	Pct	OR/Reb/Avg	A-T	BS-ST	Pf-D	Pts/Avg
2011-12	30-1	304/10.1	44-97	.454	7-25	.280	22-38	.579	34/55/1.8	7-13	20-10	26-0	117/3.9
<b>Totals</b>	<b>30-1</b>	<b>304/10.1</b>	<b>44-97</b>	<b>.454</b>	<b>7-25</b>	<b>.280</b>	<b>22-38</b>	<b>.579</b>	<b>34/55/1.8</b>	<b>7-13</b>	<b>20-10</b>	<b>26-0</b>	<b>117/3.9</b>

2012-13 MEN'S BASKETBALL GUIDE





# K.J. MCDANIELS



McDaniels' Career Highs	
Points:	16 vs. Florida State, 3/4/12
Field Goals Made:	7 vs. Virginia Tech, 2/4/12
Field Goal Attempts:	11 vs. Virginia Tech, 2/4/12; 11 vs. Florida State, 3/4/12
Field Goal %:	.800 (4-5) vs. Georgia Tech, 2/21/12
3-Pointers Made:	2 vs. UTEP, 12/22/11
3-Point Attempts:	5 vs. UTEP, 12/22/11
Free Throws Made:	5 vs. Miami, 1/18/12
Free Throw Attempts:	8 vs. Miami, 1/18/12
Rebounds:	8 vs. Florida State, 3/4/12
Offensive Rebounds:	7 vs. Florida State, 3/4/12
Assists:	2 vs. Virginia Tech, 2/4/12
Blocked Shots:	5 vs. Virginia Tech, 2/4/12
Steals:	4 vs. Florida State, 3/4/12
Minutes:	28 vs. Virginia Tech, 2/4/12

OVERVIEW

PLAYERS

STAFF

TRADITION

REVIEW

RECORDS



McDaniels Game by Game, 2011-12											
Date	Opponent	Min	F-FGA	3-3A	FT-FA	Of-RB	A-T	B-S	PF	Pts	
11-11	Gardner-Webb	5	0-1	0-0	0-0	1-1	0-0	0-0	1	0	
11-16	at The Citadel	9	0-0	0-0	1-2	0-1	0-1	2-0	2	1	
11-19	Charleston	4	0-1	0-0	0-0	0-0	0-1	0-0	2	0	
11-22	Coastal	9	1-3	0-1	0-0	0-2	0-0	0-0	0	2	
11-25	Furman	9	0-4	0-1	0-0	0-0	0-0	1-0	0	0	
11-29	at Iowa	5	1-2	0-0	1-1	0-1	1-0	0-0	1	3	
12-4	S. Carolina	2	0-0	0-0	0-0	0-0	0-0	0-0	0	0	
12-10	at Arizona	18	3-6	1-2	0-0	1-1	0-0	1-0	1	7	
12-17	Winthrop	9	1-2	1-1	1-2	0-1	0-0	0-0	0	4	
12-19	Alabama St.	13	2-7	1-2	0-0	3-5	0-0	2-0	0	5	
12-22	vs. UTEP	21	4-8	2-5	3-4	3-4	0-2	2-1	1	13	
12-23	vs. So. Illinois	9	0-0	0-0	1-2	0-1	0-0	0-0	0	1	
12-25	at Hawaii	14	3-6	0-0	2-2	2-4	0-0	2-1	2	8	
1-1	ETSU	5	0-1	0-1	0-0	0-0	0-0	0-0	1	0	
1-7	Florida State	2	0-0	0-0	0-0	1-2	0-0	0-0	0	0	
1-12	at Boston Coll.	5	0-0	0-0	0-0	0-0	1-0	0-0	0	0	
1-15	Duke	8	2-3	0-0	0-0	1-1	0-0	0-1	1	4	
1-18	at Miami	17	3-3	0-0	5-8	3-5	1-0	1-1	1	11	
1-21	Georgia Tech	7	0-2	0-0	0-0	0-0	0-2	0-0	0	0	
1-28	Wake Forest	DNP									
1-31	at Virginia	8	2-4	0-1	0-0	3-3	0-0	0-0	0	4	
2-4	*at Virginia Tech	28	7-11	0-1	0-3	3-5	2-1	5-0	2	14	
2-7	Maryland	14	1-4	0-0	0-0	0-2	0-0	1-0	1	2	
2-11	at Wake Forest	8	2-3	1-2	0-3	0-0	0-0	1-1	3	5	
2-14	Virginia	5	0-0	0-0	0-0	0-1	0-1	0-1	0	0	
2-18	at N. Carolina	15	1-4	0-3	2-2	1-1	0-2	0-0	2	4	
2-21	Georgia Tech	13	4-5	0-0	2-2	2-2	0-1	0-0	0	10	
2-29	NC State	6	1-3	0-0	0-0	1-1	1-1	0-0	0	2	
3-1	Virginia Tech	7	0-2	0-1	1-2	2-3	0-0	0-0	0	1	
3-4	at Florida State	22	6-11	1-3	3-5	7-8	1-0	2-4	3	16	
3-8	vs. Virginia Tech (ACC)	7	0-1	0-1	0-0	0-0	0-1	0-0	2	0	
<b>Totals</b>		<b>304</b>	<b>44-97</b>	<b>7-25</b>	<b>22-38</b>	<b>34-55</b>	<b>7-13</b>	<b>20-10</b>	<b>26</b>	<b>117</b>	

McDaniels vs. 2012-13 Opponents											
Opponent	G-GS	Min	FG	3-PT	FT-FTA	Of-Rb	A-T	B-S	Pts	Avg	
Arizona	1-0	18	3-6	1-2	0-0	1-1	0-0	1-0	7	7.0	
Boston College	1-0	5	0-0	0-0	0-0	0-0	1-0	0-0	0	0.0	
The Citadel	1-0	9	0-0	0-0	1-2	0-1	0-1	2-0	1	1.0	
Coastal Carolina	1-0	9	1-3	0-1	0-0	0-2	0-0	0-0	2	2.0	
Duke	1-0	8	2-3	0-0	0-0	1-1	0-0	0-1	4	4.0	
Florida State	2-0	24	6-11	1-3	3-5	8-10	1-0	2-4	16	8.0	
Furman	1-0	9	0-4	0-1	0-0	0-0	0-0	1-0	0	0.0	
Georgia Tech	2-0	20	4-7	0-0	2-2	2-2	0-3	0-0	10	5.0	
Maryland	1-0	14	1-4	0-0	0-0	0-2	0-0	1-0	2	2.0	
Miami	1-0	17	3-3	0-0	5-8	3-5	1-0	1-1	11	11.0	
North Carolina	1-0	15	1-4	0-3	2-2	1-1	0-2	0-0	4	4.0	
NC State	1-0	6	1-3	0-0	0-0	1-1	1-1	0-0	2	2.0	
South Carolina	1-0	2	0-0	0-0	0-0	0-0	0-0	0-0	0	0.0	
UTEP	1-0	21	4-8	2-5	3-4	3-4	0-2	2-1	13	13.0	
Virginia	2-0	13	2-4	0-1	0-0	3-4	0-1	0-1	4	2.0	
Virginia Tech	3-1	42	7-14	0-3	1-5	5-8	2-2	5-0	15	5.0	
Wake Forest	1-0	8	2-3	1-2	0-3	0-0	0-0	1-1	5	5.0	





# LANDRY NNOKO

- OVERVIEW
- PLAYERS
- STAFF
- TRADITION
- REVIEW
- RECORDS



**Overview:** Signed in the fall of 2011 with Brad Brownell's program...long, athletic center that will give Clemson a size upgrade in the frontcourt...has the ability to block shots, something Clemson sorely lacked in 2011-12...runs the floor well...raw to the game, he has only played three years of organized basketball...spent


two years in the United States at famed basketball school Montverde Academy, playing for one of the most successful high school coaches in the nation, Kevin Boyle, as a senior...cousin of current Milwaukee Bucks player and former UCLA standout Luc Richard Mbah a Moute...recruited to Clemson by former assistant Rick Ray...majoring in pre-business.

**In High School:** Three-star prospect according to most national recruiting services...rated as high as the nation's No. 19 prospect at the center position by ESPNU...No. 24 at his position according to Scout.com...led team to 23-4 overall record and No. 9 final standing in Powerade FAB 50 boys basketball rankings...helped team earn berth in ESPN Rise National High School Invitational, where it finished runner-up to Findlay Prep (NV)...posted eight points, four rebounds and two blocked shots in championship game but fouled out against a Findlay Prep team featuring two of the top post prospects in the country...also had three blocked shots in the tournament opener against La Lumiere...earned all-tournament honors at Kingdom of the Sun in Ocala, FL and at the Montverde Academy Invitational...coached by Kevin Boyle at Montverde...considered Florida State, George Washington and South Florida...born Apr. 9, 1994

**#35 • FRESHMAN • CENTER**  
**6'10" • 240**  
**YAOUNDE, CAMEROON**  
**MONTVERDE ACADEMY**  
**PRE-BUSINESS**

**BRAD BROWNELL ON NNOKO:**

*"Landry can really run the floor well. For a guy that's only played three years of basketball, his understanding is pretty good. He has size, is coachable, and wants to learn. He takes up space, and we definitely needed that. I'm encouraged by how hard he plays."*



**Q&A with Landry Nnoko**

**Why did you choose to play basketball at Clemson?**

*"I started playing three years ago. I have a cousin who plays for the Bucks (Luc Richard Mbah a Moute). But, he's not the reason I started playing. I just grabbed a ball one day and got into it. When I came to Clemson on my visit, I really enjoyed the campus and the coaching staff. I also knew I'd have an opportunity for playing time. Clemson is full of good people, too."*

**What specifically about Coach Brownell and his program appealed to you?**

*"Of all the visits I took, the other coaches seemed to act overly nice. But here, Coach Brownell was intense, but he was real with me at the same time."*

**What are the strengths and weaknesses to your game?**

*"I can be a rim protector, by rebounding and blocking shots. I will continue to develop my offensive game over the coming years under the coaching staff. But, my ability to play defense is what will get me on the court faster than anything else."*

**What has been the biggest adjustment for you as you've moved into college?**

*"Planning your schedule is challenging. Workouts have been intense, a lot different than high school. From what I hear, it's only supposed to get harder."*

**OFF THE COURT**

**Who do you most admire?**

*"My father, Daniel Nnoko. I've always looked up to him and how he fought hard in life to be successful."*

**If you could go anywhere, where would you go and why?**

*"Japan, because I'm really intrigued by the culture. I also really love Japanese food!"*

**Describe yourself using only two words.**

*"Funny and serious."*

**Favorite musical artist:** Lil Wayne

**Favorite movie:** Arthur

**What is one food you wouldn't want to give up?**

*"Burritos."*





# JORDAN ROPER



**Overview:** Signed in the fall of 2011 with Brad Brownell's program...will be in the mix for playing time at the point guard position...smaller guard, but extremely athletic...possesses a team-best 40-inch vertical leap...bench pressed over 210 pounds, nearly 50 pounds more than his body weight... high volume scorer with an

ability to shoot the basketball, especially from mid-range...won a state championship in South Carolina as a junior at Irmo High School...recruited by Clemson assistant Earl Grant...majoring in parks, recreation & tourism management.

**In High School:** Rated the nation's No. 84 senior prospect by PrepStars...three-star prospect according to both Rivals.com and Scout.com...McDonald's All-America nominee...first-team all-state selection as a senior after averaging 17.1 points, 4.6 assists and 2.3 steals per game...Region 4-AAAA Player-of-the-Year... South Carolina MVP of the Carolinas All-Star Classic after scoring a game-high 26 points...led South Carolina to a win in that contest...slam dunk contest champion at the Carolinas All-Star Classic...led Irmo to AAAA semifinals, where he scored 29 in a loss to Gaffney... MVP of the Impact Sports Invitational as a senior... earned all-tournament honors at the 2011 Arby's Classic in Bristol, TN after averaging 17 points per game...scored career-high 42 points as a senior in win over rival Lexington...made game-winning tip-in to lift Irmo over Richland Northeast in 2012...led Irmo to a 27-3 overall record and AAAA state championship as a junior in 2010-11...AAAA Player-of-the-Year at the state and regional level as a junior... averaged 20.4 points, 3.7 rebounds, 3.0 assists and 2.3 steals per game as a junior...hit 77 percent of his free throw attempts...Midlands AAAA Player-of-the-Year according to The State in 2010-11...three-time all-region selection...named to All-Tournament Team at both the Chick-fil-A Classic and Upward Holiday Classic as a junior...MVP of the Highlander Holiday Classic as a sophomore in 2009-10...Midlands AAAA All-Area as a sophomore according to The State...three-time recipient of team's Academic Excellence Award... finished high school career with totals of 1,698 points, 386 assists and 243 steals...second in Irmo High School history in career points behind only B.J. McKie, who went on to a standout career at South Carolina from 1995-99...played high school basketball for coach Tim Whipple...led Irmo to 87-22 overall record during his four years with the varsity squad...also considered VCU...born Nov. 2, 1993.



**#20 · FRESHMAN · GUARD**

**5'11" · 155**

**COLUMBIA, SC**

**IRMO HIGH SCHOOL**

**PRTM**

**BRAD BROWNELL ON ROPER:**

*"Jordan is efficient. He's a good shooter with a great mid-range pullup. While he's really thin, he has a ton of spring. He can get into his shot quick. He's a hard worker and a conscientious kid. He's stronger than he looks. Defensively, he will have to adjust to our style."*



- OVERVIEW
- PLAYERS
- STAFF
- TRADITION
- REVIEW
- RECORDS

**Q&A with Jordan Roper**

**What specifically about Coach Brownell and his program appealed to you?**  
*"I really like the defensive intensity. You can't have good offense without defense. Offensively, he lets guys play."*

**What skill set do you bring to the team ?**  
*"My strong suits are my speed and ability to shoot the basketball. Hopefully, I can be someone the team can rely on to make shots and score baskets. I definitely need to work on ball-handling and my strength."*

**What's been the biggest difference between a high school and college workout?**  
*"In high school, the 'intense' workouts are warmups compared to college. This summer, we work out for 40 minutes straight without a break and are expected to go as fast and hard as you can. But, you definitely improve and the results are tangible."*

**What are your expectations as a freshman?**  
*"As an individual, I want to contribute in some way – whether that's in practice or I'm out on the court playing. I want to bring something to the team that we can use. We're not here to compete; we're here to win ACC Championships. It doesn't bother me that some people will doubt us. Basketball is all about chemistry, and the team that works the hardest usually comes out on top."*

**What has been the biggest adjustment for you as you've moved into college?**  
*"Probably the intensity in individual workouts and the speed of the game. Time management hasn't been that bad for me."*

**OFF THE COURT**

**Who do you most admire?**  
*"My dad, Eric Roper. He taught me how to play. He played one year at Cincinnati, so he had some college experience."*

**If you could go anywhere, where would you go and why?**  
*"I'd probably go to Paris just to see all the sights."*

**Favorite musical artist:** Kanye West

**Favorite movie:** Ali, Ray



# T.J. SAPP

OVERVIEW  
PLAYERS  
STAFF  
TRADITION  
REVIEW  
RECORDS



**Overview:** Signed in the fall of 2010 with the program, along with Bernard Sullivan...was one of five first-year freshmen on the roster for the Tigers in 2011-12...energetic, infectious personality who saw plenty of playing time early on in his first season under Brad Brownell... has added strength and put on well over 10 pounds in

an attempt to make even more of an impact in year two...showed an ability to shoot from long distance at a consistent rate...second to Rod Hall among the five freshmen in minutes per game in 2011-12...with the graduation of Tanner Smith and Andre Young in the backcourt, will have a major opportunity to contribute more regularly as a sophomore... majoring in community recreation, camp & sport management...recruited to Clemson by former Associate Head Coach Rick Ray.

**In 2011-12:** Appeared in 30 of the 31 games...played 482 minutes, second-most among five first-year freshmen...averaged 16.1 minutes per game...only game he did not play was the Virginia Tech game in the ACC Tournament, Clemson's final game of the season... averaged 3.6 points and 1.6 rebounds per game...shot 32 percent from three-point range for the season, but 39 over the non-conference portion of the schedule...averaged 5.7 points per game prior to the start of the ACC schedule... scored double figures four times...tallied 22 steals, fifth-best on the team...earned nine starts, tied for the most among Clemson's freshman class... scored in 13 of Clemson's first 16 games, but in just four of the Tigers' final 15 games...made at least one three-point goal in 13 games...tallied two or more steals in six games.



**#1 • SOPHOMORE • GUARD**  
**6'2" • 195**  
**FORT LAUDERDALE, FL**  
**NORTHEAST HIGH SCHOOL**  
**PRTM**

**BRAD BROWNELL ON SAPP:**

*"He has put on 10 pounds to help absorb contact and better finish plays in the paint. His shot is a little better at this time than it was last year. When he keeps things simple, he's pretty effective. T.J. has a chance to earn a starting role and be a significant player on this team."*

**Best Games of 2011-12:** Scored 13 points on two occasions, first in Clemson's road win over Iowa in the Big Ten/ACC Challenge...came off the bench to play 22 minutes in that game, hitting 5-9 shots, including 3-6 from three-point range...also had 13 in Clemson's final non-conference game against East Tennessee State... made 4-9 shots, including 4-5 from three, in that win over the Buccaneers... played season-high 31 minutes and started that game for the Tigers...started first three games of the season, including the opener against Gardner-Webb when he notched 11 points on 4-6 shooting, 3-5 from long distance... scored 11 points in a start at Boston College...played 24 minutes against the Eagles and made 3-6 field goals and 3-3 free throws... converted a rare four-point play in the second half of that game at Boston College... scored seven points at The

Citadel and played 26 minutes, grabbing six rebounds and adding three steals...posted six points and two steals against Coastal Carolina...scored seven points against Alabama State...made 3-6 from three-point distance for nine points at Hawaii...played 23 minutes and recorded seven points in home overtime win against NC State...made 2-4 from three in that game with the Wolfpack.

**In High School:** Three-star prospect according to most of the national recruiting services...rated the No. 7 prospect in the state of Florida as a high school senior by FloridaHoops.com...2011 AAAAA first-team all-state selection by the Florida Association of Basketball Coaches...also named to the all-state team at the AAAAA level by the **Orlando Sentinel**...averaged 21.6 points per game as a senior...played in 2011 Florida vs. USA Basketball Hardwood Classic, he led Florida with 16 points and was named to the All-Showcase Team after the event...played in South Florida All-Star Basketball Showcase, leading Broward County Public School Team to victory over Dade County after scoring 19 points...won slam dunk contest in that event as well...named to All-Tournament Team at the 2010 Kreul Classic in Coral Springs, FL; his top game was a 31-point effort in an upset win over rival Dillard High School...also posted 24 against Dillard later in the season in a Feb. 5, 2011 game... AAAAA fourth-team all-state selection as a junior...averaged 19.4 points and 5.4 rebounds per game as a junior in 2009-10... All-Broward County selection by the Miami Herald... led his high school to No. 2 ranking in the state poll his junior season...coached by Gerald Gillion...born Daniel Timothy Sapp, Jr. on Sept. 27, 1992.



**T.J. Sapp - Career Stats**

Year	GP-GS	Min/Avg	FG-FA	Pct	3FG-FA	Pct	FT-FTA	Pct	OR/Reb/Avg	A-T	BS-ST	Pf-D	Pts/Avg
2011-12	30-9	482/16.1	38-122	.311	24-76	.316	7-16	.438	14/48/1.6	22-27	0-22	37-1	107/3.6
<b>Totals</b>	<b>30-9</b>	<b>482/16.1</b>	<b>38-122</b>	<b>.311</b>	<b>24-76</b>	<b>.316</b>	<b>7-16</b>	<b>.438</b>	<b>14/48/1.6</b>	<b>22-27</b>	<b>0-22</b>	<b>37-1</b>	<b>107/3.6</b>

2012-13 MEN'S BASKETBALL GUIDE





# T.J. SAPP



Sapp's Career Highs	
Points:	13 vs. Iowa, 11/29/11; 13 vs. East Tennessee State, 1/1/12
Field Goals Made:	5 vs. Iowa, 11/29/11
Field Goal Attempts:	9 vs. Iowa, 11/29/11; 9 vs. East Tennessee State, 1/1/12
Field Goal %:	(.667, 4-6) vs. Gardner-Webb, 11/11/11
3-Pointers Made:	4 vs. East Tennessee State, 1/1/12
3-Point Attempts:	6 vs. Iowa, 11/29/11; 6 vs. Hawaii, 12/25/11
Free Throws Made:	3 vs. Boston College, 1/12/12
Free Throw Attempts:	3 vs. Boston College, 1/12/12
Rebounds:	6 vs. The Citadel, 11/16/11
Offensive Rebounds:	2 vs. Hawaii, 12/25/11
Assists:	5 vs. Virginia, 1/31/12
Blocked Shots:	N/A
Steals:	3 vs. many (3), last vs. Boston College, 1/12/12
Minutes:	31 vs. East Tennessee State, 1/1/12

OVERVIEW

PLAYERS

STAFF

TRADITION

REVIEW

RECORDS



Sapp vs. 2012-13 Opponents										
Opponent	G-GS	Min	FG	3-PT	FT-FTA	Of-Rb	A-T	B-S	Pts	Avg
Arizona	1-0	24	1-8	0-3	0-0	0-0	1-1	0-1	2	2.0
Boston College	1-1	24	3-6	2-5	3-3	1-2	0-2	0-3	11	11.0
The Citadel	1-1	26	3-6	1-2	0-0	0-6	2-0	0-3	7	7.0
Coastal Carolina	1-0	14	2-4	1-3	1-2	1-2	1-1	0-2	6	6.0
Duke	1-1	27	0-1	0-1	0-0	0-1	0-3	0-0	0	0.0
Florida State	2-1	15	0-7	0-5	0-0	1-1	1-1	0-1	0	0.0
Furman	1-0	10	1-3	0-2	0-0	0-1	1-1	0-0	2	2.0
Georgia Tech	2-0	15	0-5	0-2	0-0	0-2	0-1	0-0	0	0.0
Maryland	1-0	7	0-2	0-2	0-0	1-1	0-1	0-0	0	0.0
Miami	1-1	19	1-5	0-3	0-0	1-1	0-0	0-1	2	2.0
North Carolina	1-0	6	1-2	1-1	0-0	0-1	0-1	0-0	3	3.0
NC State	1-0	23	2-5	2-4	1-2	1-3	0-0	0-2	7	7.0
South Carolina	1-0	12	1-3	0-1	0-0	0-0	0-1	0-1	2	2.0
UTEP	1-0	8	0-4	0-3	0-2	1-1	0-2	0-0	0	0.0
Virginia	2-1	23	1-6	1-3	1-2	0-2	5-0	0-1	4	2.0
Virginia Tech	2-0	18	0-3	0-1	0-0	1-1	0-1	0-0	0	0.0
Wake Forest	2-0	26	0-6	0-3	0-0	0-1	3-1	0-2	0	0.0

Sapp Game by Game, 2011-12											
Date	Opponent	Min	F-FGA	3-3A	FT-FA	Of-RB	A-T	B-S	PF	Pts	
11-11	*Gardner-Webb	30	4-6	3-5	0-0	0-2	0-1	0-1	1	11	
11-16	*at The Citadel	26	3-6	1-2	0-0	0-6	2-0	0-3	2	7	
11-19	*Charleston	24	1-3	1-3	0-0	1-2	0-1	0-0	0	3	
11-22	Coastal	14	2-4	1-3	1-2	1-2	1-1	0-2	1	6	
11-25	Furman	10	1-3	0-2	0-0	0-1	1-1	0-0	4	2	
11-29	at Iowa	22	5-9	3-6	0-0	0-3	2-2	0-0	2	13	
12-4	S. Carolina	12	1-3	0-1	0-0	0-0	0-1	0-1	1	2	
12-10	at Arizona	24	1-8	0-3	0-0	0-0	1-1	0-1	2	2	
12-17	Winthrop	16	2-4	1-3	0-0	1-5	1-2	0-1	0	5	
12-19	Alabama St.	26	3-6	1-3	0-0	1-4	1-0	0-0	1	7	
12-22	vs. UTEP	8	0-4	0-3	0-2	1-1	0-2	0-0	2	0	
12-23	vs. So. Illinois	10	0-1	0-1	0-1	0-0	1-1	0-0	1	0	
12-25	at Hawaii	26	3-8	3-6	0-2	2-3	1-2	0-0	5	9	
1-1	*ETSU	31	4-9	4-5	1-2	1-3	2-1	0-3	1	13	
1-7	*Florida State	10	0-3	0-2	0-0	0-0	1-1	0-1	3	0	
1-12	*at Boston Coll.	24	3-6	2-5	3-3	1-2	0-2	0-3	1	11	
1-15	*Duke	27	0-1	0-1	0-0	0-1	0-3	0-0	1	0	
1-18	*at Miami	19	1-5	0-3	0-0	1-1	0-0	0-1	1	2	
1-21	Georgia Tech	13	0-5	0-2	0-0	0-2	0-1	0-0	1	0	
1-28	Wake Forest	15	0-4	0-2	0-0	0-1	2-0	0-0	2	0	
1-31	*at Virginia	22	1-5	1-3	1-2	0-2	5-0	0-1	2	4	
2-4	at Virginia Tech	12	0-3	0-1	0-0	1-1	0-1	0-0	1	0	
2-7	Maryland	7	0-2	0-2	0-0	1-1	0-1	0-0	0	0	
2-11	at Wake Forest	11	0-2	0-1	0-0	0-0	1-1	0-2	1	0	
2-14	Virginia	1	0-1	0-0	0-0	0-0	0-0	0-0	0	0	
2-18	at N. Carolina	6	1-2	1-1	0-0	0-1	0-1	0-0	1	3	
2-21	Georgia Tech	2	0-0	0-0	0-0	0-0	0-0	0-0	0	0	
2-29	NC State	23	2-5	2-4	1-2	1-3	0-0	0-2	0	7	
3-1	Virginia Tech	6	0-0	0-0	0-0	0-0	0-0	0-0	0	0	
3-4	at Florida State	5	0-4	0-3	0-0	1-1	0-0	0-0	0	0	
3-8	vs. Virginia Tech (ACC)	DNP									
<b>Totals</b>		<b>482</b>	<b>38-122</b>	<b>24-76</b>	<b>7-16</b>	<b>14-48</b>	<b>22-27</b>	<b>0-22</b>	<b>37</b>	<b>107</b>	

2012-13 MEN'S BASKETBALL GUIDE



# JOSH SMITH

OVERVIEW  
PLAYERS  
STAFF  
TRADITION  
REVIEW  
RECORDS



**Overview:** One of two post players to sign with the Tiger in the early period of 2011... brings a great deal of size into the program at 6-foot-8, 255 pounds...possesses good footwork and outstanding hands...prefers to play within six to eight feet of the basket almost exclusively...quality passer out of the post according

to Head Coach Brad Brownell...will compete for playing time at the power forward position behind Milton Jennings and Bernard Sullivan...recruited to Clemson by assistant Earl Grant out of the Charlotte area, which has been fruitful for the Tiger program in recent years... comes from an athletic family, his parents both played basketball for Barber-Scotia College in Concord, NC... sister, Shameka, played basketball at Gardner-Webb and scored over 1,000 points in her career from 2002-07 with the Bulldogs...majoring in pre-business.

**In High School:** Led Olympic High to 28-2 overall record, a fourth straight conference championship, and berth in the AAAA regional semifinals...team was ranked among nation's top 50 high school teams for most of the season...North Carolina MVP of the Carolinas All-Star Classic after posting a double-double with 18 points and 13 rebounds...selected to play in Jordan Brand Classic Regional Game, but was unable to compete due to a finger injury...second-team all-state performer...first-team all-district selection, he averaged 12.5 points and 11.5 rebounds per game as a senior... led team to 2011 Upward Classic crown in Spartanburg, SC and scored 20 points in the championship game... earned Charlotte Observer Player-of-the-Week and ESPN FAB 50 Spotlight Player-of-the-Week honors after posting 22 points and 13 rebounds in win over Charlotte Catholic in January of 2012...two-time MEGA 7 all-conference selection...as a junior, averaged 10.8 points and 9.5 rebounds per game...shot 58 percent from the field...second-team all-district as a junior...invited to the Reebok Breakout Underclass Camp in July of 2010...MVP for the class of 2012 in the North Carolina vs. South Carolina Battle of the Classes...led Olympic to another 28-2 overall record, a

**#33 • FRESHMAN • FORWARD**

**6'8" • 255**

**CHARLOTTE, NC**

**OLYMPIC HIGH SCHOOL**

**PRE-BUSINESS**

**BRAD BROWNELL ON SMITH:**

*"Josh is not afraid of physicality. He likes to bang in the paint and embraces contact. He runs pretty well for a guy his size, and he has a good feel for how to play. He's in a great situation because he's backing up a proven player. He's coachable and wants to learn."*

conference crown, and a state sectional championship as a junior...led school to a 19-8 record and conference championship as a sophomore...played high school basketball for coach Ty Baumgardner...also considered East Carolina and Appalachian State...born Jan. 6, 1994.

## Q&A with Josh Smith

**Why did you choose to play basketball at Clemson?**

*"The atmosphere and the fanbase appealed to me. I believe I can learn a lot by playing four years at Clemson. I was gaining interest from other high major schools, but Clemson was my highest offer."*

**What specifically about Coach Brownell and his program appealed to you?**

*"I enjoy the way Coach Brownell teaches. He breaks each play down, so you can learn it in practice and apply what he's taught you."*

**What are the strengths and weaknesses to your game?**

*"I possess good footwork and hands. I'm starting to get a little more physical, which I'll need to do at this level."*

**What are your expectations as a freshman?**

*"I expect us to gain chemistry together to be as good as we can be. Individually, I want to put in the same amount of effort as everyone else has been doing so that I can gain the amount of playing time I deserve."*

**What has been the biggest adjustment for you as you've moved into college?**

*"Time management. If I don't manage it at all, it will be hard to keep up. It's also been good to get a better understanding of how to write a paper!"*

## OFF THE COURT

**Who do you most admire?**

*"My mother, Cynthia Smith."*

**If you could go anywhere, where would you go and why?**

*"Jamaica, to see the culture down there."*

**Do you have any quirks or personality traits people may not know?**


*"When people first meet me, I come off shy. But I'm really outgoing once people get to know me."*

**Favorite musical artist:** Drake or J. Cole

**Favorite movie:** ATL

**What is one food you wouldn't want to give up?**

*"Any kind of Chinese food. I love it."*



2012-13 MEN'S BASKETBALL GUIDE






# BERNARD SULLIVAN



**Overview:** Signed with the Tiger program in the fall of 2010, along with guard T.J. Sapp...one of five first-year freshmen to see significant playing time in 2011-12...one of five post players on the roster for 2012-13, he will have an opportunity to see more minutes at the power forward spot...athletic, undersized four

man who has a 33-inch vertical leap, one of the top figures on the team...suffers from asthma, a condition that affected his rookie season at Clemson...was unable to complete practices for most of the first two months...was given breathing treatments to help cope with the asthma, and it was controlled better from January through the end of the 2011-12 season...earned the Tiger Strength Award at the conclusion of the season due to consistent dedication in workouts and improved nutritional habits...most decorated signee in Brad Brownell's first class, he was rated a four-star prospect across the board...majoring in psychology...recruited by Rick Ray.

**In 2011-12:** Played the fewest minutes of Clemson's five first-year freshmen, but played behind a pair of veteran post players in Devin Booker and Milton Jennings...logged 210 minutes, an average of 7.5 per game, in 28 appearances...averaged 1.4 points and 1.1 rebounds per game, numbers that should increase by a wide margin in his sophomore season...struggled to finish plays during the first part of the season, he shot just 37 percent overall...did improve as the year progressed, as he made 9-18 shots in ACC regular season games...played double figure minutes in eight contests...best game may have come at Virginia Tech, where he provided seven points and made 3-4 field goals in nine minutes as the Tigers attempted to rally from a big deficit...added four rebounds in that game, one of which sparked a three-point play off the offensive glass...posted two points and three rebounds in 11 minutes at The Citadel...played 16 minutes at Arizona and had two points and two boards...scored four points on 2-5 shooting in 11 minutes against Alabama State...grabbed three rebounds in 12 minutes in overtime win over Southern Illinois...played season-



**#22 - SOPHOMORE - FORWARD**  
**6'7" - 230**  
**GASTONIA, NC**  
**DAVIDSON DAY SCHOOL**  
**PSYCHOLOGY**

high 20 minutes against Hawaii when Jennings was suspended...posted two points, two rebounds and a blocked shot in that game...scored four points in eight minutes in ACC opener win over Florida State, including a late dunk...played at 15 minutes at Wake Forest and had four rebounds...scored on a three-point play at Georgia Tech...made two baskets in 12 minutes at home against the Yellow Jackets, both after claiming offensive rebounds.

**In High School:** Four-star prospect according to both Rivals.com and Scout.com, he was the No. 83 overall prospect by Rivals and No. 87 by Scout...four-star prospect according to both services, he was listed as the No. 10 prospect at his position nationally by Rivals.com and No. 19 by Scout.com...four-star prospect according to ESPN, he was the No. 22 rated power forward among the 2011 class...MVP of the West team at the Jordan Brand Classic Regional All-Star Game in Charlotte on April 16...posted double-double with 17 points and 12 rebounds in that contest...first-team all-state selection among the North Carolina Independent Schools Athletic Association...Lake Norman Area Boys Basketball Player of the Year...named All-Southern Piedmont Athletic Association, he was also an SPAA All-Tournament Team choice...second-team All-Charlotte Observer as a senior...named to All-Tournament Team at Stop DWI Tournament in New York...averaged 15.6 points and 7.4 rebounds per game as a senior, while shooting 57 percent on field goals and

## BRAD BROWNELL ON SULLIVAN:

*"Bernard is better physically and from a stamina standpoint. He has the ability to play longer and still have some explosiveness. He's versatile in that he can make 17-foot shots and drive from the high post. He's had a good, solid offseason and is ready to play."*

71 percent on free throws...posted 34 points in win over Statesville Christian on Jan. 28, 2011...scored 31 in Davidson Day's upset over ESPNU's No. 24 ranked United Faith Academy on Feb. 11, 2011...coached by Ron Johnson at Davidson Day...named one of four U.S. Student of Character award winners at the school...played his first three seasons at North Mecklenburg High School in Charlotte, he was a three-time all-conference player before transferring to Davidson Day...averaged 18 points and 10 rebounds per game as a junior...played in the North-South "Battle of the Classes" All-Star Game...MVP of the 2009 Wilmington Holiday Classic...named to U17 All-Tournament Team at the Bob Gibbons Tournament of Champions on the AAU circuit in the summer of 2010...born Nov. 17, 1992.



## Bernard Sullivan - Career Stats

Year	GP-GS	Min/Avg	FG-FA	Pct	3FG-FA	Pct	FT-FTA	Pct	OR/Reb/Avg	A-T	BS-ST	Pf-D	Pts/Avg
2011-12	28-0	210/7.5	16-43	.372	0-4	.000	6-13	.462	8/30/1.1	3-14	3-0	24-0	38/1.4
<b>Totals</b>	<b>28-0</b>	<b>210/7.5</b>	<b>16-43</b>	<b>.372</b>	<b>0-4</b>	<b>.000</b>	<b>6-13</b>	<b>.462</b>	<b>8/30/1.1</b>	<b>3-14</b>	<b>3-0</b>	<b>24-0</b>	<b>38/1.4</b>

OVERVIEW  
 PLAYERS  
 STAFF  
 TRADITION  
 REVIEW  
 RECORDS

2012-13 MEN'S BASKETBALL GUIDE





# BERNARD SULLIVAN

- OVERVIEW
- PLAYERS**
- STAFF
- TRADITION
- REVIEW
- RECORDS



Sullivan's Career Highs	
Points:	7 vs. Virginia Tech, 2/4/12
Field Goals Made:	3 vs. Virginia Tech, 2/4/12
Field Goal Attempts:	5 vs. Hawaii, 12/25/11
Field Goal %:	.200 (1-5) vs. Hawaii, 12/25/11
3-Pointers Made:	N/A
3-Point Attempts:	1 vs. many (4), last vs. Wake Forest, 2/11/12
Free Throws Made:	<b>2 vs. Florida State, 1/7/12</b>
Free Throw Attempts:	3 vs. North Carolina, 2/18/12
Rebounds:	4 vs. Virginia Tech, 2/4/12; 4 vs. Wake Forest, 2/11/12
Offensive Rebounds:	2 vs. many (3), last vs. Virginia Tech, 2/4/12
Assists:	1 vs. many (3), last vs. NC State, 2/25/12
Blocked Shots:	1 vs. many (3), last vs. Hawaii, 12/25/11
Steals:	N/A
Minutes:	20 vs. Hawaii, 12/25/11



Sullivan Game by Game, 2011-12											
Date	Opponent	Min	F-FGA	3-3A	FT-FA	Of-RB	A-T	B-S	PF	Pts	
11-11	Gardner-Webb	6	1-2	0-0	0-0	0-0	0-0	1-0	0	2	
11-16	at The Citadel	11	1-2	0-0	0-2	2-3	0-1	1-0	0	2	
11-19	Charleston	DNP									
11-22	Coastal	DNP									
11-25	Furman	2	0-1	0-0	0-0	0-0	0-0	0-0	0	0	
11-29	at Iowa	7	0-0	0-0	0-0	0-2	0-2	0-0	0	0	
12-4	S. Carolina	2	0-0	0-0	0-0	0-1	0-0	0-0	1	0	
12-10	at Arizona	16	1-3	0-1	0-0	0-2	0-2	0-0	2	2	
12-17	Winthrop	15	1-2	0-0	0-0	0-2	0-1	0-0	3	2	
12-19	Alabama St.	11	2-5	0-0	0-0	0-1	1-1	0-0	3	4	
12-22	vs. UTEP	6	0-1	0-0	0-0	0-1	0-0	0-0	0	0	
12-23	vs. So. Illinois	12	0-4	0-0	1-2	1-3	0-1	0-0	0	1	
12-25	at Hawaii	20	1-5	0-1	0-0	1-2	1-1	1-0	2	2	
1-1	ETSU	2	0-0	0-0	0-0	0-0	0-0	0-0	0	0	
1-7	Florida State	8	1-1	0-0	2-2	0-1	0-1	0-0	2	4	
1-12	at Boston Coll.	3	0-0	0-0	0-0	0-0	0-0	0-0	0	0	
1-15	Duke	3	0-0	0-0	0-0	0-0	0-0	0-0	1	0	
1-18	at Miami	DNP									
1-21	Georgia Tech	12	2-3	0-1	0-0	2-3	0-0	0-0	1	4	
1-28	Wake Forest	5	0-1	0-0	0-0	0-0	0-0	0-0	0	0	
1-31	at Virginia	6	0-1	0-0	0-0	0-0	0-0	0-0	0	0	
2-4	at Virginia Tech	9	3-4	0-0	1-1	2-4	0-0	0-0	1	7	
2-7	Maryland	4	1-1	0-0	0-1	0-0	0-0	0-0	1	2	
2-11	at Wake Forest	15	0-2	0-1	0-0	0-4	0-2	0-0	2	0	
2-14	Virginia	2	0-0	0-0	0-0	0-0	0-0	0-0	1	0	
2-18	at N. Carolina	5	0-2	0-0	1-3	0-0	0-0	0-0	0	1	
2-21	Georgia Tech	8	1-2	0-0	1-1	0-0	0-1	0-0	2	3	
2-29	NC State	6	1-1	0-0	0-1	0-0	1-1	0-0	0	2	
3-1	Virginia Tech	3	0-0	0-0	0-0	0-0	0-0	0-0	0	0	
3-4	at Florida State	9	0-0	0-0	0-0	0-1	0-0	0-0	2	0	
3-8	vs. Virginia Tech (ACC)	2	0-0	0-0	0-0	0-0	0-0	0-0	0	0	
<b>Totals</b>		<b>210</b>	<b>16-43</b>	<b>0-4</b>	<b>6-13</b>	<b>8-30</b>	<b>3-14</b>	<b>3-0</b>	<b>24</b>	<b>38</b>	

## Sullivan vs. 2012-13 Opponents

Opponent	G-GS	Min	FG	3-PT	FT-FTA	Of-Rb	A-T	B-S	Pts	Avg
Arizona	1-0	16	1-3	0-1	0-0	0-2	0-2	0-0	2	2.0
Boston College	1-0	3	0-0	0-0	0-0	0-0	0-0	0-0	0	0.0
The Citadel	1-0	11	1-2	0-0	0-2	2-3	0-1	1-0	2	2.0
Duke	1-0	3	0-0	0-0	0-0	0-0	0-0	0-0	0	0.0
Florida State	2-0	17	1-1	0-0	2-2	0-2	0-1	0-0	4	2.0
Furman	1-0	2	0-1	0-0	0-0	0-0	0-0	0-0	0	0.0
Georgia Tech	2-0	20	3-5	0-1	1-1	2-3	0-1	0-0	7	3.5
Maryland	1-0	4	1-1	0-0	0-1	0-0	0-0	0-0	2	2.0
North Carolina	1-0	5	0-2	0-0	1-3	0-0	0-0	0-0	1	1.0
NC State	1-0	6	1-1	0-0	0-1	0-0	1-1	0-0	2	2.0
South Carolina	1-0	2	0-0	0-0	0-0	0-1	0-0	0-0	0	0.0
UTEP	1-0	6	0-1	0-0	0-0	0-1	0-0	0-0	0	0.0
Virginia	2-0	8	0-1	0-0	0-0	0-0	0-0	0-0	0	0.0
Virginia Tech	3-0	14	3-4	0-0	1-1	2-4	0-0	0-0	7	2.3
Wake Forest	2-0	20	0-3	0-1	0-0	0-4	0-2	0-0	0	0.0





# MEET THE COACHES



**THE 2012-13 COACHING STAFF (L TO R): EARL GRANT,  
DICK BENDER, HEAD COACH BRAD BROWNELL,  
MIKE WINIECKI, STEVE SMITH**



# HEAD COACH BRAD BROWNELL

OVERVIEW  
PLAYERS  
STAFF  
TRADITION  
REVIEW  
RECORDS



Brad Brownell was named the 22nd head men's basketball coach at Clemson University on April 13, 2010. He inherited a program that had fielded three straight NCAA Tournament teams, and took it to a school-record fourth straight appearance in his first season, 2010-11.

The Evansville, IN native set a Clemson record for wins by a first-year coach in 2010-11 when he took the Tigers to a 22-12 overall record. The Tigers won a first-round NCAA Tournament game against UAB, the program's first tournament victory in 14 years.

Brownell was the only first-year coach to lead his team to an NCAA Tournament win in 2011. He has now taken each of his three schools (Clemson, UNC Wilmington, Wright State) to the "Big Dance" in his first year at each stop.

Clemson compiled a 9-7 record during the ACC regular season and with a Senior Day victory over Virginia Tech on March 5, Brownell's squad clinched the No. 4 seed and a first-round bye at the ACC Tournament.

Brownell's Tigers won an ACC Tournament and NCAA Tournament game in the same season at Clemson for the first time since 1990. His club defeated Boston College 70-47 in the quarterfinals of the ACC Tournament, the second-largest margin of victory in Clemson history at the event.

Brownell, who finished second in voting for the ACC's Coach of the Year honor, led the Tigers to season sweeps of Georgia Tech and Miami (FL), as well as a 62-44 win at home over eventual Sweet 16 team and then-ranked No. 22 Florida State.

He coached Demontez Stitt to third-team All-ACC honors in 2011. Stitt went on to be named first-team All-ACC Tournament after back-to-back 20-point games against Boston College and North Carolina.

Fellow senior Jerai Grant flourished in his lone season with Brownell. Grant averaged career-highs 12.4 points and 6.7 rebounds per game, and was also an All-ACC Defensive Team member after finishing third in the conference in blocks per game.

In year two, Brownell's team went 16-15 and 8-8 in ACC play - a record fifth straight season the Tigers were .500 or better in conference games. He is the only Clemson coach to post a break-even or better record in conference play each of his first two seasons. His program defeated three teams that advanced to the NCAA Tournament, including eventual Sweet 16 participant NC State.

The Tigers also defeated ACC Tournament champion Florida State by 20 points, the Seminoles' largest margin of defeat all season, as well as a Virginia team ranked No. 22 at the time of the meeting.

Brownell won his 200th game as a head coach when the Tigers knocked off Wake Forest at home, 71-60. His team was second in the ACC in scoring defense for a second straight season, yielding just 60.6 points per game, best by a Clemson team since 1950. He coached Andre Young, a member of the All-ACC Defensive Team.

Academically, the men's basketball program recorded one of its best all-around years under Brownell's leadership in 2011-12. The team had the highest cumulative GPA on record for a semester (3.13) in the fall, also the top GPA among Clemson men's athletic teams. In the spring, four players were

named to the All-ACC Academic Team, including Tanner Smith, just the second four-time selection in Clemson history.

Brownell enters his 11th season with a career record of 205-112, and the .647 winning percentage is ranked No. 42 nationally among active Division I coaches. The percentage is third among active ACC coaches. Only Hall of Fame coaches Roy Williams of North Carolina and Mike Krzyzewski of Duke are higher.

Brownell was the head coach at UNC Wilmington from 2002-03 through the 2005-06 season and posted an 83-40 record, including a 52-20 mark against conference teams. In his four years at Wright State he posted an 84-45 record, including a 55-24 record against conference foes.

In each of his two previous head coaching stops he has taken the program to a school record number of wins as a Division I program. He had a 25-win season at UNC Wilmington in 2005-06 and a 23-win season at Wright State in 2006-07.

Brownell guided UNC Wilmington to the NCAA Tournament in 2003 and 2006 and Wright State to the NAAs in 2007. He is one of the few active coaches to take two different programs to the NCAA Tournament in consecutive years. Six of his eight teams finished in the top 100 of the RPI, quite an accomplishment at the mid-major level, including a No. 28 final RPI rating for the 2005-06 UNC Wilmington team.

Brownell was named the Colonial Athletic Association Coach-of-the-Year in 2002-03 and 2005-06 and the Horizon League Coach-of-the-Year in 2007-08. Additionally, Brownell was one of 15 finalists for the Hugh Durham Coach-of-the-Year Award for mid-major programs in 2007 and was the NABC District 10 Coach-of-the-Year. FoxSports.com also named him

the Mid-Major Coach-of-the-Year in 2006, his final year at UNC Wilmington.

Brownell was named the seventh head coach in Wright State history on March 31, 2006. His very first year, he led the Raiders to the NCAA Tournament for the first time since 1993. The team had a 23-10 final mark, and established a record for wins since the program entered the Division I level in 1987.

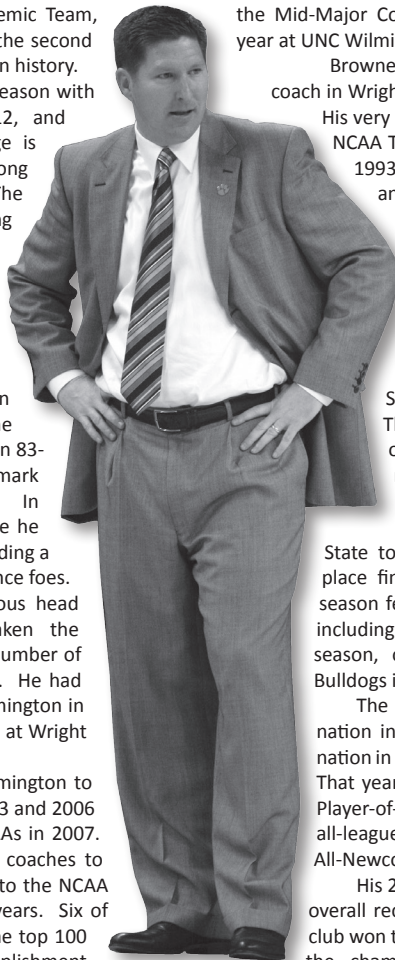
That 2006-07 team finished with a 15-3 record against Horizon League competition, including two conference tournament wins that gave Wright State the league championship. The 23 wins included a pair of wins over a 27-7 Butler team that would reach the Sweet 16 of the NCAA Tournament.

In 2007-08, he guided Wright State to a 21-win season and a second-place finish in the Horizon League. The season featured a 12-6 conference record, including a victory over Butler in the regular season, one of just four losses for the Bulldogs in 34 games that year.

The 2007-08 team finished 14th in the nation in scoring defense and 30th in the nation in three-point shooting at 39 percent. That year, he coached the Horizon League Player-of-the-Year, a first-team selection, an all-league defensive team member and two All-Newcomer members.

His 2008-09 team finished with a 20-13 overall record and a 12-6 league mark. His club won the San Juan Shootout and reached the championship game of the Horizon League Tournament. In 2009-10, Wright State was 20-12 with a third straight 12-6 Horizon League record. Also in 2010, Brownell coached guard Vaughn Duggins to second-team All-Horizon League honors, as well as the All-Defensive Team.

Brownell began his coaching career as a graduate assistant at Evansville under Jim Crews in 1991-92 and he helped that program to a 24-6 record. He served as an assistant at the University of Indianapolis in 1992-93 and 1993-94.



2012-13 MEN'S BASKETBALL GUIDE





# HEAD COACH BRAD BROWNELL

## Brownell's Career Profile

**Born:** November 15, 1968

**Family:** Wife, Paula, and children, Abby and Kate

**Education:** Earned a bachelor's degree from DePauw University in May, 1991. Earned a master's degree from University of Indianapolis in May, 1994.

**Playing Experience:** Earned three varsity letters at DePauw from 1988-91. Ranks seventh in school history in career assists.

**Assistant Coaching Experience:** Graduate Assistant at the University of Evansville (1991-92); Assistant Coach at the University of Indianapolis (1992-94); Assistant Coach at UNC Wilmington (1994-2002).

**Head Coaching Experience:** UNC Wilmington (2002-06); Wright State (2006-10); Clemson (2010-Present).

**Head Coaching Record:** 205-112 (.647), 10 seasons

**Honors:**

- Colonial Athletic Association Coach-of-the-Year, 2002-03 & 2005-06
- Horizon League Coach-of-the-Year, 2007-08
- NABC District 10 Coach-of-the-Year, 2006-07



He then started a 12-year-run at UNC Wilmington, eight as an assistant or associate head coach, and four as the head coach. He was an assistant for the Seahawks from 1994-95 through 2001-02. His final year as an assistant under Jerry Wainwright, UNC Wilmington posted a 23-10 record, including a 17-4 mark versus conference teams (including the CAA Tournament). That team defeated Southern California in the first round of the NCAA Tournament in overtime.

His first UNC Wilmington team (2002-03) won 24 games and won the CAA postseason tournament. His club lost in the first round of the NCAA Tournament to defending national champion Maryland on a Drew Nicholas shot at the buzzer, 75-73.

UNC Wilmington posted a 25-8 mark his final season, 2005-06, including a victory over Final Four participant George Mason, and won the CAA Tournament. The Seahawks lost in overtime to George Washington, 88-85, in the NCAA Tournament that year.

His four-year Colonial Athletic Association record was 61-22, the best league mark during the period. Brownell was twice named the CAA Coach-of-the-Year (2003 and 2006). He coached five All-CAA performers, one CAA Player-of-the-Year in Brett Blizzard, four All-Defensive Team selections, one Defensive Player-of-the-Year and seven CAA All-Academic honorees.

The 43-year old earned three letters as a player at DePauw University, a Division III school in Greencastle, IN. He ranks seventh in school history with 332 career assists. He led the Tigers in assists three straight seasons, while also leading DePauw in steals as a junior in 1989-90. Brownell also shot 78.2 percent from the free throw line over the course of his career, one of the top figures in DePauw history.

Brownell earned a bachelor's degree in history from DePauw in 1991 and completed his master's degree in the same field at the University of Indianapolis in 1994. He is a graduate of Harrison High School in Evansville, IN where he was a high school teammate of Calbert Cheaney, who later became the National Player-of-the-Year in 1993 at Indiana.

Brownell and his wife, Paula, have two daughters, Abby (14) and Kate (12).



## Brownell's Year-by-Year Coaching Record

2002-03	UNC Wilmington	Head Coach	24-7	.744	NCAA, 1st round
2003-04	UNC Wilmington	Head Coach	15-15	.500	
2004-05	UNC Wilmington	Head Coach	19-10	.655	
2005-06	UNC Wilmington	Head Coach	25-8	.758	NCAA, 1st round
2006-07	Wright State	Head Coach	23-10	.697	NCAA, 1st round
2007-08	Wright State	Head Coach	21-10	.677	
2008-09	Wright State	Head Coach	20-13	.606	
2009-10	Wright State	Head Coach	20-12	.625	
2010-11	Clemson	Head Coach	22-12	.647	NCAA, 2nd round
2011-12	Clemson	Head Coach	16-15	.516	

**Head Coaching Summary**

	at UNC Wilmington	(4 seasons)	83-40	.675	
	at Wright State	(4 seasons)	84-45	.651	
	at Clemson	(2 seasons)	38-27	.585	
<b>Totals</b>		<b>(10 seasons)</b>	<b>205-112</b>	<b>.647</b>	

OVERVIEW

PLAYERS

STAFF

TRADITION

REVIEW

RECORDS



# BROWNELL VS. ALL COMPETITION

## OVERVIEW

## PLAYERS

## STAFF

## TRADITION

## REVIEW

## RECORDS

Team	UNCW			Wright State			Clemson			TOTAL			OVERALL
	H	A	N	H	A	N	H	A	N	H	A	N	
Alabama-Birmingham (UAB)	-	-	-	-	-	-	-	-	1-0	-	-	1-0	1-0
Alabama State	-	-	-	-	-	-	1-0	-	-	1-0	-	-	1-0
Arizona	-	-	-	-	-	-	-	0-1	-	-	0-1	-	0-1
Arkansas-Little Rock	-	-	-	1-0	1-0	-	-	-	-	1-0	1-0	-	2-0
Belmont	-	-	-	-	-	2-0	-	-	-	-	-	2-0	2-0
Boston College	-	-	-	-	-	-	1-0	0-1	1-0	1-0	0-1	1-0	2-1
Bowling Green	-	-	-	0-1	-	-	-	-	-	0-1	-	-	0-1
Bradley	-	-	-	0-1	0-1	-	-	-	-	0-1	0-1	-	0-2
Butler	-	-	1-0	3-2	0-6	-	-	-	-	3-2	0-6	1-0	4-8
Cal State-Fullerton	-	-	-	1-0	1-0	-	-	-	-	1-0	1-0	-	2-0
Campbell	2-0	1-0	-	-	-	-	-	-	-	2-0	1-0	-	3-0
Central Michigan	-	-	-	1-0	0-1	-	-	-	-	1-0	0-1	-	1-1
Chattanooga	-	-	-	-	1-0	-	-	-	-	-	-	1-0	1-0
Chicago State	-	-	-	1-0	0-1	-	-	-	-	1-0	0-1	-	1-1
The Citadel	-	-	-	-	-	-	1-0	1-0	-	1-0	1-0	-	2-0
College of Charleston	0-2	1-1	-	-	-	-	0-1	1-0	-	0-3	2-1	-	2-4
Coastal Carolina	1-0	1-0	-	1-0	0-1	-	0-1	-	-	2-1	1-1	-	3-2
Cleveland State	-	-	-	3-1	2-2	-	-	-	-	3-1	2-2	-	5-3
Colorado	-	0-1	-	-	-	-	-	-	-	-	0-1	-	0-1
Dayton	-	0-1	-	-	-	-	-	-	-	-	0-1	-	0-1
Delaware	4-0	3-1	2-0	-	-	-	-	-	-	4-0	3-1	2-0	9-1
Delaware State	-	-	-	-	-	-	1-0	-	-	1-0	-	-	1-0
Detroit	-	-	-	5-0	4-0	1-0	-	-	-	5-0	4-0	1-0	10-0
Drexel	4-0	3-1	2-0	-	-	-	-	-	-	4-0	3-1	2-0	9-1
Duke	-	-	-	-	-	-	0-1	0-1	-	0-1	0-1	-	0-2
East Carolina	-	0-1	-	-	-	-	1-0	-	-	1-0	0-1	-	1-1
East Tennessee St.	1-0	0-1	-	-	-	-	1-0	-	-	2-0	0-1	-	2-1
Elon	1-0	1-0	-	-	-	-	-	-	-	1-0	1-0	-	2-0
Fairfield	-	0-1	-	-	-	-	-	-	-	-	0-1	-	0-1
Florida State	-	-	-	-	-	-	2-0	0-2	-	2-0	0-2	-	2-2
Furman	-	-	-	-	-	-	1-0	-	-	1-0	-	-	1-0
Gardner-Webb	-	-	-	-	-	-	1-0	-	-	1-0	-	-	1-0
George Mason	3-1	0-4	1-1	-	-	-	-	-	-	3-1	0-4	1-1	4-6
George Washington	-	-	0-1	-	-	-	-	-	-	-	-	0-1	0-1
Georgia State	1-0	1-0	-	-	-	-	-	-	-	1-0	1-0	-	2-0
Georgia Tech	-	-	-	-	-	-	2-0	2-0	-	2-0	2-0	-	4-0
Green Bay	-	-	-	5-0	1-3	-	-	-	-	5-0	1-3	-	6-3
Hawaii	-	-	-	-	-	-	-	0-1	-	-	0-1	-	0-1
Hofstra	4-0	2-2	2-0	-	-	-	-	-	-	4-0	2-2	2-0	8-2
Illinois-Chicago	0-1	0-1	-	4-0	3-1	-	-	-	-	4-1	3-2	-	7-3
Illinois State	-	-	-	0-1	0-1	-	-	-	-	0-1	0-1	-	0-2
IPFW	-	-	-	1-0	-	-	-	-	-	1-0	-	-	1-0
Iowa	-	-	-	-	-	-	-	1-0	-	-	1-0	-	1-0
Jacksonville	1-0	1-0	-	-	-	-	-	-	-	1-0	1-0	-	2-0
James Madison	3-0	4-0	1-0	-	-	-	-	-	-	3-0	4-0	1-0	8-0
LSU	-	-	-	-	0-1	-	-	-	-	-	0-1	-	0-1
Long Beach State	-	-	-	-	-	-	-	1-0	-	-	1-0	-	1-0
Loyola	-	-	-	4-0	3-1	-	-	-	-	4-0	3-1	-	7-1
Marist	-	-	-	1-0	0-1	-	-	-	-	1-0	0-1	-	1-1
Marshall	1-0	1-0	-	1-0	0-1	-	-	-	-	2-0	1-1	-	3-1
Maryland	-	-	0-1	-	-	-	0-1	0-1	-	0-1	0-1	0-1	0-3
Maryland-Eastern Shore	-	-	-	1-0	-	-	-	-	-	1-0	-	-	1-0
Miami (FL)	-	-	-	-	-	-	1-0	1-1	-	1-0	1-1	-	2-1
Miami (OH)	-	-	-	1-1	1-1	-	-	-	-	1-1	1-1	-	2-2
Michigan	-	-	-	-	-	-	0-1	-	-	0-1	-	-	0-1
Milwaukee	-	-	-	4-0	0-4	1-0	-	-	-	4-0	0-4	1-0	5-4
Mississippi State	-	-	-	-	0-1	-	-	-	-	-	0-1	-	0-1
Mississippi Valley State	-	-	-	-	-	1-0	-	-	-	-	-	1-0	1-0
Murray State	-	-	-	-	-	1-0	-	-	-	-	-	1-0	1-0
Norfolk State	-	-	-	1-0	-	-	-	-	-	1-0	-	-	1-0
North Carolina	0-1	0-1	-	-	-	-	0-1	0-2	0-1	0-2	0-3	0-1	0-6
NC State	-	0-1	-	-	-	-	2-0	0-1	-	2-0	0-2	-	2-2
North Texas	1-0	0-1	-	-	-	-	-	-	-	1-0	0-1	-	1-1
Northeastern	1-0	-	1-0	0-1	0-1	-	-	-	-	1-1	0-1	1-0	2-2
Northwestern	-	-	1-0	-	-	-	-	-	-	-	-	1-0	1-0
Ohio	-	-	-	-	0-1	-	-	-	-	-	0-1	-	0-1
Old Dominion	0-3	0-4	-	-	-	-	-	0-1	-	0-3	0-4	0-1	0-8
Oral Roberts	-	-	-	-	-	1-0	-	-	-	-	-	1-0	1-0
Pittsburgh	-	-	-	-	-	0-1	-	-	-	-	-	0-1	0-1
Portland State	-	-	-	-	-	1-0	-	-	-	-	-	1-0	1-0
Presbyterian	-	-	-	1-0	-	-	-	-	-	1-0	-	-	1-0
St. Bonaventure	-	-	-	1-0	1-0	-	-	-	-	1-0	1-0	-	2-0
Samford	-	-	-	-	-	1-0	-	-	-	-	-	1-0	1-0
Sam Houston State	-	-	-	1-0	0-1	-	-	-	-	1-0	0-1	-	1-1
Savannah State	-	-	-	-	-	-	1-0	-	-	1-0	-	-	1-0
Seton Hall	-	-	-	-	-	-	-	-	1-0	-	-	1-0	1-0
South Carolina	-	-	-	-	-	-	0-1	0-1	-	0-1	0-1	-	0-2
SC State	-	-	-	-	-	-	1-0	-	-	1-0	-	-	1-0

2012-13 MEN'S BASKETBALL GUIDE

Team	UNCW			Wright State			Clemson			TOTAL			OVERALL
	H	A	N	H	A	N	H	A	N	H	A	N	
South Florida	-	-	-	-	-	1-0	-	-	-	-	-	1-0	1-0
Southern Illinois	-	-	-	-	-	-	-	-	1-0	-	-	1-0	1-0
Texas-El Paso (UTEP)	-	-	-	-	-	-	-	-	0-1	-	-	0-1	0-1
Texas-San Antonio	1-0	1-0	-	-	-	-	-	-	-	1-0	1-0	-	2-0
Texas Tech	-	0-1	-	-	-	-	-	-	-	-	0-1	-	0-1
Toledo	-	-	-	1-0	1-0	-	-	-	-	1-0	1-0	-	2-0
Towson	4-0	2-1	-	-	-	-	-	-	-	4-0	2-1	-	6-1
UNC Asheville	2-0	1-0	-	-	-	-	-	-	-	2-0	1-0	-	3-0
UNC Greensboro	-	-	-	-	-	-	1-0	-	-	1-0	-	-	1-0
Valparaiso	-	-	-	3-1	2-1	0-1	-	-	-	3-1	2-1	0-1	5-3
Virginia	-	-	-	-	-	-	1-0	0-2	-	1-0	0-2	-	1-2
Virginia Commonwealth	4-0	2-2	0-1	-	-	-	-	-	-	4-0	2-2	0-1	6-3
Virginia Tech	-	-	-	-	-	-	2-0	0-1	0-1	-	-	0-1	2-2
Wake Forest	-	-	-	-	0-1	-	2-0	1-0	-	2-0	1-1	-	3-1
Washington	-	-	-	-	0-1	-	-	-	-	-	0-1	-	0-1
Western Carolina	-	-	-	-	-	-	1-0	-	-	1-0	-	-	1-0
West Virginia	-	-	-	-	-	-	-	-	0-1	-	-	0-1	0-1
William & Mary	4-0	3-1	-	-	-	-	-	-	-	4-0	3-1	-	7-1
Winthrop	-	-	-	-	-	-	1-0	-	-	1-0	-	-	1-0
Wisconsin	-	0-1	-	-	-	-	-	-	-	-	0-1	-	0-1
Wofford	-	-	-	-	-	-	1-0	-	-	1-0	-	-	1-0
Wyoming	-	1-0	-	-	-	-	-	-	-	-	1-0	-	1-0
Youngstown State	-	-	-	4-0	3-1	-	-	-	-	4-0	3-1	-	7-1
<b>TOTALS</b>	<b>44-8</b>	<b>29-28</b>	<b>10-4</b>	<b>50-9</b>	<b>24-34</b>	<b>10-2</b>	<b>26-7</b>	<b>7-15</b>	<b>5-5</b>	<b>120-24</b>	<b>60-77</b>	<b>25-11</b>	<b>205-112</b>





# BROWNELL CHRONOLOGICAL HISTORY

**November 15, 1968:** Bradley Robert Brownell was born in Evansville, IN - the same city he would later start his coaching career.

**March, 1990:** Brownell led DePauw University to the championship game of the Division III national tournament.

**May, 1991:** Brownell earned his undergraduate degree from DePauw in history.

**March 14, 1992:** As a graduate assistant under Jim Crews, Brownell helps the University of Evansville to a Mid-Continent Conference championship by defeating Butler 95-76 to earn a berth in the NCAA Tournament.

**June, 1994:** Brownell left his post at Indianapolis to become an assistant coach under Jerry Wainwright at UNC Wilmington.

**March 9, 1998:** With Brownell on staff, UNC Wilmington earned its first postseason berth in school history. The Seahawks went on to lose a close one, 56-52, at Wake Forest.

**March 6, 2000:** UNC Wilmington earned its first NCAA Tournament bid after defeating Richmond by a score of 57-47 in the championship game of the Colonial Athletic Association Tournament.

**December 4, 2001:** Brownell helped the Seahawks erase a nine-point deficit to earn victory over Minnesota at famed Williams Arena. It was the school's first win against a Big Ten foe.

**March 4, 2002:** UNC Wilmington beat Virginia Commonwealth, 66-51, in the championship game of the CAA Tournament to earn an NCAA bid.

**March 14, 2002:** UNC Wilmington, a No. 13 seed, upset No. 4 seed Southern Cal in the first round of the NCAA Tournament in Sacramento, CA in overtime, 93-89.

**April 24, 2002:** Brownell was promoted to head coach at UNC Wilmington after Wainwright resigned to take the head coaching job at Richmond.

**March 7, 2003:** Brownell was named Colonial Athletic Association Coach-of-the-Year and Seahawk senior Brett Blizzard was named CAA Player-of-the-Year at the postseason banquet in Richmond.

**March 10, 2003:** Brownell's team dominated Drexel, 72-60, in the CAA championship game. His first team finished the year with 18 victories over conference opponents, including nine straight to end the season.

**March 21, 2003:** Drew Nicholas hit a desperation three-pointer at the buzzer to lift defending national champion and No. 6 seed Maryland to a 75-73 win over Brownell's No. 11 seed UNC Wilmington team in the opening round of the NCAA Tournament. Seahawk freshman John Goldsberry hit all eight of his three-point attempts in the loss.

**March 4, 2005:** Goldsberry was named CAA Player-of-the-Year and was also named first-team All-CAA.

**November 15, 2006:** Brownell's team won the Black

Coaches Association Invitational championship after defeating Northwestern, 56-48. The Seahawks also defeated Butler and Wyoming in the event that was held in Laramie, WY. Goldsberry was named tournament MVP.

**March 2, 2006:** Brownell was named CAA Coach-of-the-Year for the second time in four seasons with UNC Wilmington.

**March 6, 2006:** UNC Wilmington defeated Hofstra 77-68 to win Brownell's second CAA Tournament championship. T.J. Carter scored 23 and was named MVP for the Seahawks.

**March 16, 2006:** George Washington rallied from an 18-point deficit to top UNC Wilmington in overtime, 88-85, in the first round of the NCAA Tournament.

**March 31, 2006:** Brownell was introduced as the seventh head coach in Wright State men's basketball history.

**February 5, 2007:** Brownell notched his 100th victory as a head coach as Wright State defeated Milwaukee 76-50 at home.

**February 10, 2007:** Brownell's team won its seventh straight conference game by defeating No. 18 Butler 77-65 at home.

**March 6, 2007:** Wright State knocked off No. 19 Butler for the second time in the 2006-07 season, this time in the championship game of the Horizon League Tournament. DaShaun Wood, league Player-of-the-Year, led the Raiders to a 60-55 win over the Bulldogs. It was the first NCAA Tournament bid for Wright State since 1993.

**December 8, 2007:** Wright State knocked off No. 18 Butler for the third straight time under Brownell. The Raiders won a defensive struggle, 43-42.

**February 20, 2008:** Brownell's team defeated Detroit, 59-58, to earn the school's 10th consecutive Horizon League win and 11th straight overall. The Raiders finished the season 12-6 in conference play.

**December 22, 2008:** Wright State captured the 2008 San Juan Shootout championship after beating Oral Roberts, South Florida and Murray State in consecutive days.


**November 24, 2009:** Brownell earned his 150th career head coaching win as Wright State defeated Central Michigan, 69-53.

**March 6, 2010:** Brownell's program secured its fourth consecutive 20-win season as Wright State downed Detroit by a score of 69-50 in the Horizon League Tournament.

**April 13, 2010:** Brownell was introduced as Clemson's 22nd head men's basketball coach in a press conference at the McFadden team room on campus.

**December 22, 2010:** Brownell's squad won 66-59 at College of Charleston, his first road win at Clemson.

**January 12, 2011:** Clemson shot 85 percent (17-20) in the second half of an 87-62 win over Georgia Tech.



**January 25, 2011:** Brownell guided the Tigers to a come-from-behind 60-50 victory over NC State after trailing by 19 points (31-12) in the opening half.

**January 29, 2011:** Brownell earned his first win at Clemson over a ranked team, as the Tigers upset No. 22 Florida State by a score of 62-44 at home.

**Feb. 20, 2011:** Clemson defeated Miami (FL) to give the Tigers their second sweep of an ACC foe in Brownell's first season.

**March 5, 2011:** Clemson defeated Virginia Tech on Senior Day, 69-60, to earn the No. 4 seed and a first-round bye in the ACC Tournament.

**March 15, 2011:** Clemson defeated UAB, 70-52, in the "First Four" round of the NCAA Tournament in Dayton, OH. It was Clemson's first tournament win in 14 years and Brownell's first in four tries as well.

**January 7, 2012:** Clemson defeated eventual ACC Tournament champion Florida State, 79-59. It was the Seminoles' largest margin of defeat in 2011-12.

**January 28, 2012:** Brownell won his 200th game as a head coach when Clemson beat Wake Forest, 71-60.

**February 11, 2012:** Brownell became just the second Tiger coach to lead his team to victory at Wake Forest's Lawrence Joel Coliseum. Clemson snapped an 18-game losing streak in the facility with a 78-58 victory over the Demon Deacons.

OVERVIEW

PLAYERS

STAFF

TRADITION

REVIEW

RECORDS



# ASSOCIATE HEAD COACH MIKE WINIECKI

OVERVIEW  
PLAYERS  
STAFF  
TRADITION  
REVIEW  
RECORDS



Mike Winiecki is in his first season as associate head coach at Clemson, his third overall as a member of the coaching staff. Winiecki was hired shortly after Brad Brownell was named head coach on April 13, 2010. Winiecki was an assistant coach under Brownell at Wright State from 2007-10.

He is in charge of instructing Clemson's post players.

"Mike and I have known each other for many years," Brownell said. "We worked together at UNC Wilmington and Wright State. He's a tremendous coach, especially for post players. He was an excellent player in college. He has great experience in the business. I think very highly of him."

Winiecki showed why Brownell was high on him in his first season with the program. He helped the Tigers to a 22-12 final record, including a 9-7 mark in the ACC. Clemson advanced to the NCAA Tournament a fourth straight season and won its first-round game over UAB, 70-52. It was Clemson's first NCAA Tournament win in 14 years.

The 6-foot-8 Winiecki had a major impact on Clemson's frontcourt players in year one of the Brownell era. He coached Jerai Grant to All-ACC Defensive Team honors. Grant led the team and was third in the ACC in blocks per game. He also improved his scoring average from 7.2 points per game as a junior to 12.4 as a senior under Winiecki's watch.

A pair of rising seniors, Devin Booker and Milton Jennings, have also had high individual moments in 2010-11 and 2011-12 under Winiecki's teaching. Both players increased their minutes per game, points per game and rebounds per game as sophomores and juniors. Both will be looked upon as leaders in 2012-13 for a young Tiger basketball team.

Booker was third on the 2011-12 team with an average of 10.5 points per game, and led the Tigers on the boards with 7.0 rebounds per game. Jennings finished the year strong, averaging 11.3 points per game over Clemson's final nine contests.

Winiecki was instrumental in the development of 7-foot-2 center Catalin Baciu, a senior in 2011-12. Rarely used prior to Brownell's arrival, Baciu accounted for 68 percent of his career points his senior season alone and led the Tigers with a .581 field goal percentage.

Winiecki signed Devin Coleman, a member of Clemson's five-man signing class for 2011-12. Coleman played in the 2011 Capital Classic and was arguably the Tigers' most consistent freshman toward the latter stages of the 2011-12 season. He led Clemson with 15 points in its final game, an ACC Tournament contest with Virginia Tech.

Winiecki is a familiar name from the Brownell coaching tree. He brought 18 years of coaching experience at the Division I level with him to Clemson.

He served as an assistant coach alongside Brownell under Jerry Wainwright at UNC Wilmington from 1998-2002. During that four-year stretch, Winiecki helped the Seahawks to a pair of NCAA Tournament appearances and a pair of Colonial Athletic Association championships (2000, 2002).

Winiecki spent each of the past three seasons with Brownell at Wright State. In three years with the Raiders' program, Winiecki helped the school to an 84-45 overall record. Wright State finished each of the last three regular seasons with a 12-6 record in the Horizon League.

A native of Richmond, VA and graduate of the University of Richmond, Winiecki coached at his alma mater on three separate occasions. His first job was as a graduate assistant in 1992-93 under Dick Tarrant.

After spending a year overseas playing in Portugal, Winiecki returned to Richmond in 1994 for three

## Winiecki's Career Profile

**Born:** Michael S. Winiecki on December 10, 1966 in Buffalo, NY.

**Education:** Graduated from Monacan High School in Richmond, VA in 1985. Earned bachelor's degree from the University of Richmond in 1989.

**Playing Experience:** Played four years at the University of Richmond, lettering from 1986-89. Earned first-team All-Colonial Athletic Association honors as a senior after averaging 17.6 points and 8.3 rebounds per game. Led the Spiders to Sweet 16 of the NCAA Tournament in 1988.

**Coaching Experience:** Graduate assistant at Richmond, 1992-93. Assistant coach at Richmond, 1994-96. Assistant coach at Campbell, 1996-98. Assistant coach at UNC Wilmington, 1998-2002. Assistant coach at Richmond, 2002-05. Assistant coach at Boston University, 2005-07. Assistant coach at Wright State, 2007-10. Assistant coach at Clemson, 2010-Present.



seasons as an assistant coach to Bill Dooley. Prior to his stint with UNC Wilmington, Winiecki spent two years as an assistant coach at Campbell (1996-98) before returning to coach his alma mater from 2002-05. He also was an assistant coach for two seasons at Boston University (2005-07).

Winiecki enjoyed a standout collegiate career with the Spider basketball program. He was a member of two NCAA Tournament teams (1986, 1988) and was All-Colonial in 1988-89 after averaging 17.6 points and 8.3 rebounds per game.

He finished his playing career with 1,031 points and helped Richmond's 1988 team to the Sweet 16 round of the NCAA Tournament as a No. 13 seed. Winiecki and his teammates defeated fourth-seeded Indiana and fifth-seeded Georgia Tech in the "Big Dance" that year.

A native of Buffalo, NY, Winiecki graduated from Monacan High School in Richmond, where he earned All-State honors as a senior after averaging 23.0 points and 11.4 rebounds per game.





# ASSISTANT COACH EARL GRANT



Earl Grant is in his third season as an assistant coach for the men's basketball program. Grant, a native of North Charleston, SC, came to Clemson in 2010 after serving as an assistant coach for three seasons at Wichita State.

"Earl really helps us with recruiting, especially with him being from the state of South Carolina," said Clemson Head Coach Brad Brownell. "He has a great base of recruiting South Carolina and Georgia. He's worked for a very good coach in successful programs. He knows what it takes to win. He's a guy who's wanted to be at Clemson. He's a rising star in our business because of how hard he works and the contacts he makes in recruiting."

That was evident in 2010-11, the first year of the Brownell era. Clemson put together a 22-12 overall record, 9-7 in the ACC. The Tigers earned the No. 4 seed for the ACC Tournament and advanced to the semifinals of that event in Greensboro. Clemson also went to a fourth consecutive NCAA Tournament, this time winning its first-round game in Dayton, OH over UAB, 70-52.

Demontez Stitt and Andre Young had outstanding seasons under the watchful eye of Grant. Stitt was third-team All-ACC and first-team All-ACC Tournament. Young was the ACC's leader with a 2.55 assist-to-turnover ratio. A year later, as a senior, Young led the conference in steals per game and was named to the All-ACC Defensive Team.

Grant helped the Tiger program to a 16-15 overall record in 2011-12, 8-8 in the ACC. It was the fifth straight season at .500 or better in league play for the Tigers, a program record. He was a big reason Clemson won games over eventual NCAA Tournament participants in Florida State, NC State and Virginia.

Clemson has been strong defensively in two seasons with Grant part of its coaching staff. In 2010-11, the Tigers were 24th nationally in scoring defense. Last season, Clemson yielded just 60.6 points per game to the opposition, the second-best figure among ACC schools.

He personally signed five of Clemson's 10 players recruited by Brownell's staff since it has been in place. In the fall of 2011, he inked three players, including South Carolina's AAAA Player-of-the-Year in Jordan Roper and Georgia native and consensus top-150



prospect Jaron Blossomgame.

Grant spent six years working under Gregg Marshall, first at Winthrop and then at Wichita State. He helped the Eagles to three consecutive Big South championships and three straight NCAA Tournament appearances.

In 2004-05, the Eagles were 27-6 overall. The next season, Winthrop finished the year with a 23-8 overall record and came within two points of upsetting Tennessee in the NCAA Tournament. In 2007, Grant helped the Eagles to a 29-5 overall record and unblemished 14-0 mark in Big South play.

The 2007 campaign was a memorable one for Winthrop. With Grant's assistance, the Eagles claimed a 74-64 upset over No. 6 seed Notre Dame in the opening round of the NCAA Tournament. It was Winthrop's first NCAA Tournament win in seven tries. Grant had a positive effect on the play of guard Torrell Martin, one of the Eagles' top players in the history of the program.

Grant was a part of Marshall's staff at Wichita State from 2007-10, when the Shockers made gradual improvement each season. In 2008-09, Wichita State made its first postseason appearance in three years and also defeated one of the nation's top mid-major programs in Siena during the regular season.

In 2009-10, Wichita State improved its win total

Grant's Career Profile	
<b>Born:</b>	Earl Grant, Jr. on Dec. 25, 1976 in North Charleston, SC.
<b>Education:</b>	Graduated from Stall High School in North Charleston, SC in 1996. Earned bachelor's degree from the Georgia College in psychology in 2000.
<b>Playing Experience:</b>	Played two years at Spartanburg Methodist College before transferring to Georgia College in Milledgeville, GA. Played at Georgia College from 1998-2000, helping the Bobcats to the Elite Eight of the NCAA Tournament in 2000. First-team All-Peach Belt selection as a senior.
<b>Coaching Experience:</b>	Assistant coach at The Citadel, 2002-04. Assistant coach at Winthrop, 2004-07. Assistant coach at Wichita State, 2007-10. Assistant coach at Clemson, 2010-Present.

- OVERVIEW
- PLAYERS
- STAFF
- TRADITION
- REVIEW
- RECORDS



by eight and finished 25-10, 12-6 in the Missouri Valley Conference. The Shockers advanced to the championship game of the MVC tournament and also earned a bid to the National Invitation Tournament.

Prior to joining Marshall's staff at Winthrop, Grant was an assistant coach at The Citadel from 2002-04.

Grant played two years at the Division II level at Georgia College in Milledgeville, GA. He led the school to two appearances in the NCAA Tournament and to consecutive Peach Belt Conference championships (1999, 2000). In 2000, the Bobcats advanced to the Elite Eight of the Division II national tournament. He was a first-team All-Peach Belt selection in 2000.

Grant earned an undergraduate degree in psychology from Georgia College in 2000. He and his wife, Jaci, have three sons: Trey (6), Eyaiah (4) and Elonzo (1).





# ASSISTANT COACH STEVE SMITH

OVERVIEW  
PLAYERS  
STAFF  
TRADITION  
REVIEW  
RECORDS



Steve Smith, most recently an assistant coach at Georgia Southern, is in his first season as an assistant coach for the Clemson men's basketball program. Head Coach Brad Brownell made the announcement over the summer.

"I'm very pleased to announce that Steve Smith has joined our basketball family as an assistant coach," Brownell said. "Steve is a terrific person with some very special life experiences. He has a good feel for the game and will be a good teacher and mentor to our players. He has strong recruiting ties in the Southeast and a real passion for Clemson. I'm very excited by his hire and with our coaching staff moving forward."

Smith coached at Georgia Southern each of the last three seasons under former Georgia Tech assistant Charlton Young. There, Smith was part of a coaching staff charged with leading a program in the midst of a two-year probationary period due to NCAA sanctions stemming from the previous staff. This past season, Smith helped orchestrate an 11-win improvement in the regular season of the Southern Conference, the second-largest single-season turnaround in the conference's history.

In 2011-12, the Eagles went 15-15 overall, 12-6 in the Southern Conference. Smith coached Eric Ferguson to first-team All-SoCon honors, one year after he was named to the All-Freshman Team. He also coached Willie Powers III, a first-team All-SoCon selection in 2010 and third-team performer this past season.

"Growing up in South Carolina, I knew the history and lineage of Clemson basketball and some of the great things they've done in the past," Smith said. "It's a highly respected academic institution and well thought of across the country. When Coach Brownell got here, it was an attractive position for me. It's a dream come true to be at Clemson on his staff. I really like his brand of basketball and like him as a person, as well as the staff they have in place. That sold me on this opportunity."

Prior to three seasons in Statesboro, Smith was an assistant at USC Upstate in Spartanburg, SC from 2002-09. He was Eddie Payne's top assistant from 2005-09 during the program's transition into Division I



basketball. Smith helped the Spartans to two straight NCAA Tournament appearances at the Division II level in 2005 and 2006.

In 2004-05, USC Upstate went 24-8 and earned a share of the regular season championship in the Peach Belt Conference. The following season, the Spartans were 20-10 and won the PBC Tournament to again advance to the national tournament. USC Upstate moved into the Atlantic Sun Conference in 2007 for Smith's final two years on staff.

He coached a number of individual standouts during his time with the USC Upstate program. He coached Kevin Harrington and Jay Free, two-time All-Peach Belt performers who both scored over 1,000 points in their respective playing careers. Daniel Quinlan was the Peach Belt Freshman-of-the-Year in 2005 and PBC Tournament MVP in 2006. He coached Bobby Davis, the Spartans' leading career rebounder on a per game basis, for two seasons. He also coached C.J. Paul, the older brother of former Wake Forest standout and current NBA great Chris Paul, to the 1,000-point club at Upstate.

Following a two-year playing career at Morgan State, Smith enlisted in the Army and served various assignments from 1994-2000. He joined an All-Army basketball team that played year-round and traveled the country playing exhibition games. After completing his service to the Army, he enrolled at

## Smith's Career Profile

**Born:** Steven Tyrone Smith on Dec. 11, 1972 in Hampton, SC.

**Education:** Graduated from Wade Hampton High School in Hampton, SC in 1991. Earned bachelor's degree from Trinity College in information systems in 2002.

**Playing Experience:** Earned two varsity letters as a player at Morgan State from 1991-94. Played on All-Army team that traveled the country playing exhibition games from 1994-2000.

**Coaching Experience:** Assistant women's coach at Allen University, 2000-02. Assistant coach at USC Upstate, 2002-09. Assistant coach at Georgia Southern, 2009-12. Assistant coach at Clemson, 2012-Present.



SMITH FAMILY

Trinity College in 2000 and earned an undergraduate degree in information systems in 2002. He was an assistant women's coach at Allen University in Columbia, SC during that time.

Smith is a native of Varnville, SC and was a two-time all-region player for Wade Hampton High School. He led the Red Devils to three conference championships.

Smith and his wife, the former Fran Thompson, have a daughter, Tayler, and a son, Jordan. They also serve as guardians for his nephew, Justin. His second cousin, Dwight Smith, was a professional baseball player for four teams, including the Atlanta Braves, where he was a member of the franchise's 1995 World Series team.





# DIRECTOR OF BASKETBALL OPERATIONS DICK BENDER



Dick Bender is in his third season as director of operations for the men's basketball program. Bender, who joined the program after a coaching stint at Tulane, was the top assistant coach at DePauw University when Clemson Head Coach Brad Brownell was a player from 1987-91.

"Dick is tremendous, he's just unbelievably loyal," Brownell said. "He coached me in college and worked for Royce Waltman for the better part of 14 years in two stints at DePauw and Indiana State. Dick is unbelievably organized. He serves as my chief of staff in terms of running this program. He makes sure our players are taken care of in a lot of ways. He's got so much experience in dealing with people. He'll be a good confidant for me in a lot of different situations."

Bender was an important part of the Tiger staff that led Clemson to a 22-12 final record in 2010-11. Clemson was 9-7 in the ACC, the No. 4 seed for the conference tournament in Greensboro, NC. The Tigers advanced to the NCAA Tournament for a record fourth straight season and won their first-round game over UAB, 70-52, in Dayton, OH.

In year two, the Tigers finished 16-15 and 8-8 in conference play. It was the fifth straight ACC regular season with at least a .500 record for the Clemson program, an all-time record at the school. In addition, the Tigers knocked off three NCAA Tournament teams in Florida State, NC State and Virginia. The 20-point win over ACC Tournament champion Florida State would prove to be the Seminoles' largest margin of defeat in 2011-12.

Bender brought nearly 25 years of collegiate coaching experience, including 18 at the Division I level, to the Tiger staff when he was hired in 2010. He began his collegiate coaching career at DePauw in 1987 under Waltman. He helped the Tigers to an outstanding four-year overall record of 80-30.

DePauw was ranked No. 1 in Division III twice during his tenure. Bender helped the Tigers to a national runner-up finish in the 1990 NCAA Tournament.

After his stint with DePauw, Bender served as an assistant coach under Ron Bradley at Radford from 1991-97. The Highlanders compiled the top conference record and non-conference record of all the teams in the Big South during Bender's six seasons with the program. He was part of the coaching staff that guided Radford to a 73-72 upset over LSU during the 1993-94 season.

Bender left Radford in 1997 and was reunited with Waltman as part of the staff at Indiana State. Bender coached with the Sycamores for 10 seasons from 1997-2007. He helped ISU to consecutive 20-win seasons and NCAA Tournament appearances in 1999-2000 and 2000-01.

In 1999-2000, the Sycamores compiled a 14-4 record in the Missouri Valley Conference and won the regular season title. Indiana State then won the MVC Tournament the following season. The Sycamores went on to upset No. 4 seed Oklahoma, 70-68, in the first round of the 2001 NCAA Tournament.

Bender was also part of the ISU staff that defeated perennial power Indiana in back-to-back seasons. The Sycamores defeated the Hoosiers in Bloomington by a score of 63-60 on Dec. 11, 1999, Bob Knight's final season at Indiana. Then, the following season, ISU won 59-58 with a buzzer-beater at home over Mike Davis' squad.

The native of Grantsville, MD graduated from Western Maryland in 1986 and earned a master's degree from DePauw in 1989. He was a two-year letterman and team MVP at Western Maryland. He was third in the nation in 1985-86 in free throw accuracy for Division III players with a 91 percent clip.

Bender and his wife, Beth, have two sons: Dalton (21) and Dillon (19). Dalton is a senior at Tulane and Dillon is a freshman basketball player at Anderson University.

## Bender's Career Profile

**Born:** Donald Richard Bender on Feb. 1, 1963 in Grantsville, MD.

**Education:** Graduated from Northern High School in Accident, MD in 1981. Earned bachelor's degree from Western Maryland in sociology in 1986. Earned master of arts degree from DePauw University in teaching in 1989.

**Playing Experience:** Earned two varsity letters as a player at Western Maryland. Was named team MVP as a senior in 1986 and ranked third in the nation in Division III in free throw percentage that season.

**Coaching Experience:** Assistant coach at DePauw, 1987-91. Assistant coach at Radford, 1991-97. Assistant coach at Indiana State, 1997-2001. Associate head coach at Indiana State, 2001-07. Assistant coach at Tulane, 2007-10. Director of basketball operations at Clemson, 2010-Present.



OVERVIEW

PLAYERS

STAFF

TRADITION

REVIEW

RECORDS





# STRENGTH & CONDITIONING COACH DARRIC HONNOLD

OVERVIEW  
PLAYERS  
STAFF  
TRADITION  
REVIEW  
RECORDS



Darric Honnold is in his second season as men's basketball strength & conditioning coach at Clemson. Honnold joined the Tiger staff after spending the previous nine years as an assistant strength & conditioning coach at the University of Kansas.

"We're really happy to have Darric and his family become a part of this program," Brownell said. "He came highly recommended and has gained a great deal of experience working with NBA-caliber players in his time at Kansas. He's excited to be here at Clemson."


In his first season with the Tigers, Honnold saw the program finish with a 16-15 overall record, including an 8-8 mark in the regular season of the ACC. It was a school-record fifth consecutive ACC record at .500 or better. The Tigers earned three wins over eventual NCAA Tournament participants, including 2012 Sweet 16 bound NC State.

During his time at Kansas, Honnold was directly responsible for the strength & conditioning efforts for baseball. He also worked with the women's basketball team from 2002-04, during which time he assisted with the men's program as well. Honnold served as the interim men's strength & conditioning coach in 2004 for several months, and continued to train former Kansas players who went on to the NBA during their summer offseasons.

Honnold also worked with swimming & diving and track & field, helping numerous All-American student-athletes that went on to professional careers, including some that competed at the 2008 Olympic Games in Beijing.

"I'm excited about the opportunity to serve the Clemson family," Honnold said. "I can't say enough great things about Head Coach Brad Brownell and his staff. I continually look forward to developing our student-athletes during their time in Clemson."

Prior to his tenure with KU, Honnold worked at Division II Winona State University in Minnesota as



a graduate assistant strength & conditioning coach from 2000-02. He assisted with the creation and development of the school's first wellness center and strength & conditioning program.

At Winona State, he also helped implement training programs for football, men's basketball and women's soccer, which combined to win multiple Northern Sun Intercollegiate Conference championships in his two years at the school.

Honnold was a volunteer strength & conditioning coach at his alma mater, Iowa State, from 1997-2000. He assisted with the implementation of training regimens for multiple sports, including the Cyclone men's and women's basketball teams which both won the Big XII Tournament and advanced to the Elite Eight and Sweet 16, respectively, in the NCAA Tournament.

Honnold is a registered coach with distinction through the National Strength & Conditioning

### Honnold's Career Profile

**Born:** Darric Honnold on Dec. 11, 1976 in Des Moines, IA.

**Education:** Graduated from Abraham Lincoln High School in Des Moines, IA in 1995. Earned bachelor's degree from Iowa State in exercise science in 2000. Earned master's degree in educational leadership from Winona State in 2002.


**Coaching Experience:** Volunteer strength & conditioning coach at Iowa State, 1997-2000. Graduate assistant strength & conditioning coach at Winona State, 2000-02. Assistant strength & conditioning coach at Kansas, 2002-11. Strength & conditioning coach at Clemson, 2011-Present.



Association and a sport performance and club coach through USA Weightlifting, and is also a Certified Strength & Conditioning Specialist (CSCS). He is a Level I coach through the Poliquin International Certification Program as well.

He earned an undergraduate degree in exercise science from Iowa State in 2000. In 2002, he received a master's degree in educational leadership at Winona State.

A native of Des Moines, IA, he and his wife, Candice, have four boys – Dominic, Cael, Caden and Luigi.



2012-13 MEN'S BASKETBALL GUIDE





# SUPPORT STAFF



**JONAH BAIZE**  
Graduate Manager  
1st Season

Jonah Baize is in his first season as the graduate manager for the Clemson men's basketball program in 2012-13. Baize, who played for the Tigers from 2007-11, replaced Tee Butters, who left

to pursue a business opportunity in his hometown of Raleigh, NC.

Baize (pronounced BAYZ) played from 2007-10 at Clemson under Oliver Purnell, before playing the 2010-11 season under Brad Brownell. He was a member of four teams that advanced to the NCAA Tournament, a first in school history.

Originally a walk-on, Baize earned a scholarship as a senior. Baize appeared in 24 career games, including a win over Winthrop his junior season in which he scored a career-high six points on consecutive three-point baskets. A two-time recipient of the team's Academic Excellence Award, Baize earned his undergraduate degree in sociology in 2011.

Following a brief stint playing professionally in Bahrain, Baize was a coach at the American International Basketball Institute in Charlotte, NC. He coached alongside his mentor, John Jordan, formerly the head coach at Veritas Christian Academy in Asheville, NC when Baize attended the school.

Baize, originally from Evansville, IN, played his final high school season at Veritas. He led Veritas to a national runner-up finish in 2007 among National Association of Christian Athletes (NACA) high schools. He averaged 11.2 points and 6.2 rebounds per game in 2006-07 as a Veritas senior and was named to the All-Western North Carolina Team.



**LUCAS MCKAY**  
Video Coordinator  
3rd Season

Lucas McKay is in his third season as an assistant director of video services with the men's basketball program. Head Coach Brad Brownell

announced McKay as part of his staff shortly after becoming the 22nd head coach in Clemson history. McKay came to Tigertown after serving as Brownell's administrative assistant at Wright State from 2007-10.

"I've known Lucas since he was 17 years old, when he was a manager for me at UNC Wilmington," Brownell said. "He's an incredibly hard worker. He's a guy who's used to putting in 16-hour days. He's a behind-the-scenes kind of guy. He helped me with my day-to-day dealings at Wright State. He's very good with video, and he's got a great feel for basketball. He's hungry to learn and move up in this

profession. He's from Raleigh and he loves the ACC. He's unbelievably appreciative of the opportunity to be here at Clemson."

McKay was an important part of the Tiger staff in 2010-11, when Clemson compiled a 22-12 overall record and advanced to the NCAA Tournament for a record fourth straight season. The Tigers were 9-7 in the ACC and earned a first-round bye in the ACC Tournament by virtue of being the No. 4 seed in the conference. Clemson also won its first NCAA Tournament game in 14 years in 2011 when the Tigers knocked off UAB, 70-52, in Dayton, OH as part of the "First Four" round.

In year two, the Tigers were 16-15 overall, but rallied to an 8-8 conference record. It was Clemson's fifth straight season at .500 or better in ACC play, a program record. The Tigers knocked off three eventual NCAA Tournament foes, including Sweet 16 participant NC State, during the 2011-12 season.

McKay worked under Brownell as a student manager at UNC Wilmington from 2003-06. He was a manager on Brownell's last team at UNC Wilmington, the 2005-06 squad that went 25-8 and won the

Colonial Athletic Association championship en route to an NCAA Tournament appearance. The Seahawks compiled a 59-33 record while McKay was a manager with the team.

McKay earned his undergraduate degree in political science from UNC Wilmington in December of 2006. He has worked several regional and national camps, including ones at Clemson, as a coach and administrator. After graduation, he spent one year as an assistant coach at Harrells

Christian Academy before rejoining Brownell at Wright State in 2007.

He worked as an administrative assistant under Brownell at Wright State. In three seasons with the Raider program, Brownell's teams put together an overall record of 61-35. McKay oversaw the day-to-day organization of the basketball office. His duties included supervision of the managerial staff, organizing recruiting mailouts, arranging travel and video editing. He earned his master's degree in student affairs in higher education from Wright State in June of 2009.

McKay is married to the former Lindsay Martin of Newton, NC. They have a son, Ethan.



## Men's Basketball Office Information

Assistant to the Head Coach:	Susan Ruark
Phone - (864) 656-1954	
Email - sruark@clemson.edu	
Administrative Specialist:	Keshana Ham
Phone - (864) 656-2217	
Email - ham@clemson.edu	
Director of Basketball Operations:	Dick Bender
Office - (864) 656-1958	
Email - dbender@clemson.edu	
Graduate Manager:	Jonah Baize
Office - (864) 656-4389	
Email - jonahb@clemson.edu	
Video Coordinator:	Lucas McKay
Office - (864) 656-1956	
Email - lmckay@clemson.edu	



MCKAY FAMILY



**ANDY MCPHERSON**  
Athletic Trainer  
1st Season

Andy McPherson is in his first season as the athletic trainer for the men's basketball team. He spent the last eight years as the head athletic trainer at Hampden-Sydney College in Virginia.

In 2011, McPherson was promoted to an assistant athletic director's position. In addition to his athletic training duties, he assisted with fundraising initiatives, developed community outreach projects and supervised the student-athlete advisory committee, among other tasks.

His primary responsibilities as head athletic trainer at Hampden-Sydney included working with the football and men's basketball teams. He also hired and supervised a staff of assistants and interns.

Prior to his time at Hampden-Sydney, he was a graduate assistant athletic trainer from 2002-04 at Illinois State University.

McPherson is a certified athletic trainer (ATC) and an approved clinical instructor (ACI). He has been a CPR/AED instructor for the American Heart Association as well. He is a member of athletic training associations at the state of Virginia, mid-Atlantic and national levels.

He earned an undergraduate degree in athletic training from Arkansas State in 2002. He earned a master's degree in kinesiology and recreation, with emphasis in exercise physiology, in 2004.

McPherson and his wife, Catherine, have three girls - Alley (5), Kendall (2) and Mary Cate (1).

- OVERVIEW
- PLAYERS
- STAFF
- TRADITION
- REVIEW
- RECORDS



# SUPPORT STAFF

- OVERVIEW
- PLAYERS
- STAFF
- TRADITION
- REVIEW
- RECORDS



**PHILIP SIKES**  
*Sports Information*  
*8th Season*

Philip Sikes is in his ninth year as a full-time staff member of the Clemson sports information office, his fifth as associate sports information director. He is in his eighth season in charge of the day-to-day publicity efforts for men's basketball, which includes the production of the team media guide, supervising press row and the in-game statistics crew, preparing news releases, and coordinating interviews with players and coaches.

The Aiken, SC native worked as a student intern and graduate assistant in the SID office prior to his full-time appointment in August of 2004. He has been involved with men's basketball and the track & field programs since 2005. Sikes is also the primary computer statistician for home football games.

As a graduate assistant, he designed the 2004 golf media guide with head SID Tim Bourret, and the publication was judged second in the nation by CoSIDA (College Sports Information Directors of America). Both his track & field media guides were judged sixth in the nation by CoSIDA in 2007, while the men's track & field media guide was second-best in the nation in 2008. In 2007, Sikes earned the Bob Bradley Award for outstanding support of the men's basketball program through his work efforts. In 2012, his men's basketball media guide was voted fourth-best in the nation by CoSIDA.

Sikes earned his undergraduate degree from Clemson in 2002 in parks, recreation, & tourism management. He completed his master's degree in human resource development in 2004.

He and his wife Jocelyn reside in Easley, SC and have two sons, Ryan (4) and Dylan (2). Jocelyn is a nurse practitioner at Clemson Family Medicine.



**Austin Reid**  
Head Student Manager



**Cassius Bosket**  
Student Manager



**Kenny Marchyshyn**  
Student Manager



**Heath Runion**  
Student Manager



**Bill Brewer**  
Volunteer Manager



**Stewart Brown**  
Volunteer Manager



**Ryan Click**  
Volunteer Manager



**Meredith Cole**  
Volunteer Manager



**Andrew Hendricks**  
Volunteer Manager



**Amanda Mahon**  
Volunteer Manager



**Tyler Stokes**  
Volunteer Manager



**Kelsey Carey**  
Office Assistant



**SUSAN RUARK**  
*Assistant to the Head*  
*Coach*  
*12th Season*

Susan Ruark is in her 12th season as personal assistant to the head coach of the men's basketball program. After assisting in the completion of the NCAA Self-Study in 2000,

Susan moved into her current position.

Susan handles all requests relating to Head Coach Brad Brownell and the day-to-day operation of the men's basketball office. She is responsible for the year-ending awards banquet as well as the program's alumni weekend each season. In 2012, she was instrumental in the planning of the 100th anniversary celebration held in February, and was the recipient of the Andy Balliet "Spirit of Clemson" Award as a result of her efforts at the year-ending team banquet.

A 1992 graduate of Clemson with a bachelor's degree in elementary education, Susan is married to Steve Ruark, also a 1992 graduate of Clemson. The couple has a son, Will (16).



**Carrie Eisengrein**  
Office Assistant



**Addy Enlow**  
Office Assistant



**Kay Meyer**  
Office Assistant



**Katie Steed**  
Office Assistant



**KESHANA HAM**  
*Administrative Specialist*  
*4th Season*

Keshana Ham is in her fourth season as a full-time administrative assistant at Clemson, but is in her sixth year affiliated in some capacity with the men's basketball program. She

also worked previously with the football office as a recruiting assistant.

Ham works primarily with the assistant coaches and assists with the day-to-day office operations,

organizes travel arrangements, updates the recruiting database, and assists with organizing special events.

The native of Darlington, SC earned her bachelor's degree in communication studies, with a minor in advertising, from Clemson in May of 2009.





# NCAA COMPLIANCE

This brief NCAA rules education is aimed at outlining basic rules to help potential students-athletes, parents, and boosters better understand the regulations. Clemson is committed to recruiting and conducting our athletic program with the highest level of integrity. If you have questions, contact Clemson's compliance services at (864) 656-1580, compliance-L@clemson.edu, or visit our website (ClemsonTigers.com).

## Are You a Booster?

The NCAA definition of a "representative of athletics interest" generally encompasses most individuals who regularly attend Clemson sporting events (reminder - once a representative, always a representative). Specifically, a booster or "representative of athletics interests" is any individual, independent agency, corporate entity, or other organization that is presently or has ever:

- Participated in promoting the institution's athletic program (such as buying season tickets to sporting events).
- Assisted in providing benefits (such as summer employment) to enrolled student-athletes.
- Assisted or been requested by the department of athletics staff to assist in the recruitment of prospective student-athletes.
- Attended Clemson University.
- Contributed to the department of athletics or IPTAY.
- Participated in or been a member of IPTAY.
- Been otherwise involved in the Clemson University athletics program.

## Ask Before You Act

*Prospective student-athletes may...*

- Identify outstanding potential student-athletes in your area and forward information, such as newspaper articles, to the coach of that sport at Clemson.
- Continue to establish friendships with friends and neighbors, even those with prospect-aged children. However, contact with those individuals for recruiting purposes is still prohibited.
- Attend, on your own initiative, events such as games and banquets where prospective student-athletes are present as long as you do not contact the prospect(s) or their family for recruiting purposes.
- Answer a call from a prospective student-athlete (you may not initiate the call) regarding only Clemson University in general, but not about Tiger athletics. Please promptly inform compliance services or the coach should this situation arise.
- Make donations to a high school if it is located in your community, the donation is not made at the request of Clemson or Clemson coaches, and the funds are distributed through established channels and not directed towards a specific student-athlete.

*Current student-athletes may...*

- Continue to come out and support student-athletes at Clemson athletic events.
- Provide summer employment to student-athletes, but only if you contact Clemson's office of compliance services (compliance-L@clemson.edu) first and the student-athlete is compensated for work actually performed at a rate commensurate with the going rate in the locality for similar services.



**Stephanie Ellison**  
Associate AD,  
Compliance Services



**Brad Woody**  
Assistant AD,  
Compliance Services



**Amanda Gray**  
Compliance  
Director



**Andy Campbell**  
Compliance  
Coordinator

## What Every Booster Should Know

- **Extra Benefit** - Any special arrangement by a Clemson employee, booster (IPTAY member), or alum to provide a prospective or enrolled student-athlete or their families/friends with a benefit not permitted by NCAA legislation. Examples of prohibited benefits are (but not limited to):
  - Arranging employment for family and friends of the student-athlete.
  - Free or reduced housing agreements.
  - Gifts of money, awards, food/drinks, or other tangible items.
  - Loans of money or automobiles.
  - Professional services without charge or at a discount.
  - Promises of employment or loans following college graduation.
  - Providing transportation for the student-athlete or their friends and family.
  - Use of ATM, credit, or other types of gift cards.
- **Institutional Control** - A central principle of the NCAA by-laws. Institutional control requires that Clemson University conducts its intercollegiate athletics program in compliance with NCAA rules and regulations. This includes booster activities.

- **Prospective Student-Athlete** - A student, regardless of their athletic ability, who has started classes for the ninth grade or any student enrolled at another two or four-year institution.
  - **Recruiting** - Any solicitation of a prospect or a prospect's family by Clemson's coaches or representatives of athletic interest for the purposes of securing the prospective student-athlete's ultimate enrollment and participation in athletics at Clemson. Only designated Clemson athletics department staff members may recruit.
- **Student-Athlete** - A student whose enrollment was solicited by a Clemson athletic department staff member or other representative of athletics interest with a goal of the student's ultimate participation in Clemson's athletics program. Student-athletes are not just those who were recruited or receive athletic scholarships, they are also those who participate in intercollegiate athletics.

## Activities That Will Harm Prospective Student-Athletes

- You may not...*
- Contact (including phone calls, texts, email) or interact with a prospective student-athlete or family members for the purpose of persuading them to attend Clemson.
  - Contact coaches, teachers, guidance counselors, or other school administrators in order to gain information on prospective student-athletes.
  - Make contact with a prospective student-athlete or the prospect's family during official or unofficial visits.

- Provide any other extra benefits to a prospective student-athlete, family, friends, or their coaches.
- Provide prospective student-athletes or their family and friends with transportation or financial assistance.

## Activities That Will Harm Current Student-Athletes

*You may not...*

- Generally provide benefits that are not available to other members of the Clemson student body.
- Provide extra benefits to student-athletes or their family and friends. Examples of prohibited benefits include (but not limited to):
  - Gifts of money, awards, food/drinks, occasional meals, or other tangible items.
  - Free or reduced housing agreements.
  - Loans of money or automobiles.
  - Providing transportation for the student-athlete or their family and friends.
  - Professional services without charge or at a discount.
  - Employment promises or loans after college graduation.
  - Sending student-athletes items to be autographed and returned, or using autographed items to raise funds for high schools.
  - Use of ATM, credit, or other types of gift cards.
  - Use the name/image of a current student-athlete to advertise, recommend, or promote products/services.

## Consequences

- Violations of these NCAA, ACC, and University policies can result in severe penalties, including:
- **Disassociation** - Clemson University may permanently disassociate itself with an athletic booster. You could lose the privilege of purchasing season tickets, the privilege of being an IPTAY member, or any other Clemson athletic-related benefit deemed appropriate.
  - **Harm to the Enrolled Student-Athlete** - Violations can also result in the enrolled student-athlete or entire team being unable to compete for Clemson University.

## See Something, Say Something

Please notify compliance services immediately of any potential violations involving Clemson University.



## Contact Information

Assoc. AD/Compliance Services...Stephanie Ellison  
Asst. AD/Compliance Services.....Brad Woody  
Compliance Director.....Amanda Gray  
Compliance Coordinator ..... Andy Campbell  
Compliance Services Phone .....(864) 656-1580  
Compliance Services Fax .....(864) 656-1243  
Ellison Email ..... saellis@clemson.edu  
Woody Email .....cbwoody@clemson.edu  
Gray Email ..... agray3@clemson.edu  
Campbell Email..... wcampb2@clemson.edu  
Address.....P.O. Box 31, Clemson, SC 29633  
Overnight Address.....Jervy Athletic Center,  
.....100 Perimeter Road; Clemson, SC 29634

- OVERVIEW
- PLAYERS
- STAFF
- TRADITION
- REVIEW
- RECORDS



# STAFF DIRECTORY

- OVERVIEW
- PLAYERS
- STAFF**
- TRADITION
- REVIEW
- RECORDS



**Rick Bagby**  
Director of Athletic  
Video Services



**Joey Batson**  
Director of  
Strength & Conditioning



**Sam Blackman**  
Sr. Associate Sports  
Information Director



**Tim Bourret**  
Assistant AD,  
Sports Information Dir.



**Dr. Larry Bowman**  
Team Orthopedic  
Surgeon



**Terrence Branch**  
Assistant Equipment  
Manager



**Donna Bullock**  
Assistant Athletic  
Trainer



**Bobby Couch**  
Associate AD,  
Athletic Development



**Wesley Cribb**  
Assistant Ticket  
Operations Manager



**Bill D'Andrea**  
Executive Sr. Associate  
Athletic Director




**Aaron Dunham**  
Associate Director of  
IPTAY Major Gifts



**Rick Franzblau**  
Assistant Strength &  
Conditioning Coach




**Travis Furbee**  
Assistant AD,  
IPTAY Annual Fund




**Matt Glenn**  
Assistant Director of  
Athletic Video Services




**Phil Grayson**  
Associate AD,  
Administration



**Larry Greenlee**  
Assistant Director of  
Strength & Conditioning



**Henry Guess**  
Assistant Director of  
Athletic Video Services



**Bert Henderson**  
Associate AD,  
Planned Giving



**Brian Hennessy**  
Associate Sports  
Information Director



**Van Hilderbrand**  
Associate AD,  
Event Management



**Katie Hill**  
Senior Associate  
Athletic Director



**Janie Hodge**  
NCAA Faculty  
Athletic Representative



**Dr. Loreto Jackson**  
Associate AD,  
Student-Athlete Performance



**Travis Johnston**  
Assistant Athletic  
Trainer



**Jeff Kallin**  
Assistant Sports  
Information Director



**Libby Kehn**  
Webmaster, Assistant  
Sports Information Dir.



**Barbara Kennedy-Dixon**  
Associate AD,  
Sr. Women's Administrator



**Brett Key**  
Assistant Director of  
Athletic Video Services



**Lindsey Leonard**  
IPTAY Assistant  
Director



**Dennis Love**  
Assistant Strength &  
Conditioning Coach



**Bob Mahony**  
Assistant Director of  
IPTAY Major Gifts



**Stephen Manderville**  
Assistant Director of  
Athletic Video Services



**Tim Match**  
Associate Athletic  
Director



**Kate McCrary**  
Director of  
Ticket Operations



**Tina Middleton**  
Assistant Ticket  
Operations Manager

2012-13 MEN'S BASKETBALL GUIDE





# STAFF DIRECTORY

OVERVIEW  
PLAYERS  
**STAFF**  
TRADITION  
REVIEW  
RECORDS



**Matt Money**  
Supervisor of  
Athletic Facilities



**Mike Money**  
Assistant AD,  
Marketing & Game Mgmt.



**Don Munson**  
Director of Creative  
Media Services




**Danny Poole**  
Director of  
Sports Medicine



**Raz Razayeski**  
Assistant Athletic  
Trainer



**Abe Reed**  
Assistant Equipment  
Manager



**Zack Reed**  
Basketball Assistant,  
Strength & Conditioning



**Dr. Len Reeves**  
Team Physician



**Robert Ricketts**  
Associate AD,  
Facilities & Grounds



**Abby Schreiter**  
Assistant Athletic  
Trainer



**John Seketa**  
Executive Director of  
Tiger Letterwinners Association



**Alphonso Smith**  
Director of  
Equipment



**Lynn Sparks**  
Director of  
Sales & Marketing



**Julia Stump**  
IPTAY Assistant  
Director



**Jeffie Trammell**  
Assistant Athletic  
Trainer



**Gary Wade**  
Assistant AD,  
Facilities



**Sharon Weaver**  
Athletic Insurance  
Coordinator



**Joe White**  
Assistant Director of  
IPTAY Major Gifts



**Linda White**  
Community Services  
Director



**Ford Williams**  
Assistant Director of  
IPTAY Major Gifts



**Jason Wilson**  
IPTAY Assistant  
Director



**Mike Wilson**  
Assistant Equipment  
Manager



**Kyle Young**  
Associate AD,  
Administration



Scorers Table Crew (L to R): Anne Holmes, Chris Nash, Sack Bagley, Robert Bradley


2012-13 MEN'S BASKETBALL GUIDE





# PRESIDENT JAMES F. BARKER

OVERVIEW  
PLAYERS  
STAFF  
TRADITION  
REVIEW  
RECORDS



Jim Barker has worn a lot of hats in his almost five decades as a member of the Clemson family - student, athlete, alumnus, teacher, dean, parent, fan, and president. On reflection, he thinks "student" is the most important.

"I often tell people I learned everything from plumbing to poetry in architecture school, and I use every bit of that knowledge as president of Clemson University."


A 1970 Clemson graduate, Barker was named president in 1999 with a mandate from the Board of Trustees to lead Clemson into the top ranks of American universities.

At his inaugural address in April of 2000, he said, "I am convinced that there is no university in America stronger than Clemson when we are 'One Clemson.' A united Clemson is unstoppable."

During the "One Clemson" decade that followed, the university harnessed the competitive, determined spirit of the Clemson family to transform itself from a respected state institution into one of the nation's finest public universities.

Clemson climbed from the third tier to a top-25 ranking among public universities in the 2012 U.S. News & World Report guide to colleges, and has been recognized for value, affordability, and return on investment by Kiplinger's and Bloomberg/BusinessWeek magazines.

Ninety-two percent of seniors would choose Clemson again according to the National Survey of Student Engagement. Clemson also ranks among the top public universities in the percentage of alumni who make gifts to their school, another indication of quality and alumni satisfaction.



Clemson continues to attract top students and faculty. It is the top choice of Palmetto Fellows, the state's best students. A record-setting 18,502 undergraduate applications were received for the 2012 fall semester, and freshman enrollment in the Calhoun Honors College is up 16 percent.

The university provides an unmatched educational experience - intellectual development - for students and research-driven economic development for the state of South Carolina.

Last year's news highlights also include the following:

- *Dedication ceremonies were held for the Larry Penley Golf Clubhouse, the Class of 1956 Academic Success Center, and the Lee Hall expansion and renovation. Work will be completed this year on a new Life Sciences building.*

- *The Will to Lead capital campaign, which raised \$608 million by the original completion date of June 30, 2012, has been extended, with a new goal of \$1 billion. Three families made gifts of at least \$5 million each to name the Glenn Department of Civil Engineering, and to build the Watt Family Innovation Center on campus and the Zucker Family Graduate Education Center near the wind turbine drivetrain test facility currently under construction in North Charleston, SC. These gifts support students, faculty, and facilities, including new athletic facilities.*

Barker is a leading voice in higher education for the state of South Carolina, as well as the nation. He served on the NCAA Division I Board of Directors for four years, including three as chairman, and chairs the Working Group, rewriting the rulebook for NCAA athletics.

He also delivered keynote addresses at the national Campus Development Summit and the South Carolina AIA conference in April of 2012.

For his leadership, Barker has received the Order of the Palmetto, South Carolina's highest civilian honor, and The Cliff's Business Person-of-the-Year Award from Greenville Magazine. He has also been awarded honorary doctorates from the Medical University of South Carolina, South Carolina State University, and Mars Hill College.



A native of Kingsport, TN, Barker received his bachelor of arts degree from Clemson in 1970 and his

master of architecture & urban design degree in 1973 from Washington University (Saint Louis, MO), which also recognized him with its Distinguished Alumnus Award. He is a Fellow of the American Institute of Architects and the Institute for Urban Design.

As Clemson's President, Barker remains committed to the classroom. Each spring, he is part of a team that teaches an undergraduate course exploring "a sense of place" in architecture, literature, and history.

In his spare time, what there is of it, he maintains the daily fitness regimen of a life-long athlete and enjoys playing with his grandchildren. He is widely acclaimed for his pen-and-ink drawings of campus buildings and his watercolor paintings.

Barker and his wife, Marcia, have two sons, Britt and Jacob, a daughter-in-law, Rita Bolt Barker, and two granddaughters, Madeline and Eliza.



2012-13 MEN'S BASKETBALL GUIDE





# ATHLETIC DIRECTOR TERRY DON PHILLIPS



The 2011-12 academic year was a rewarding time for Clemson Athletic Director Terry Don Phillips, who announced in August that the 2012-13 academic year will be his last at Clemson.

One of his goals when he came to Clemson was to help the school's football program return to championship form.

That goal became a reality when the Tiger football program under Dabo Swinney, who he had hired in December of 2008, led the Tigers to their first league title in 20 years with a resounding 38-10 win over #3 Virginia Tech in Charlotte, NC.

The program defeated a school-record four top-25 teams along the way, including two wins over future Hall of Fame Coach Frank Beamer's Hokies. That 38-10 victory in Charlotte gave the Tigers a 10-win season for the first time in 21 years.

It was also a successful season off the field. From an academic standpoint, Clemson's APR score of 983 was #7 among FBS schools, and Clemson was the only BCS school to win a conference title and finish in the top 10 in the nation in APR. Sixteen of Clemson's 19 sports had APR scores of 970 or better and those 19 sports had a collective GPA of 2.99, the highest on record.

Overall, six sports finished in the top 25 of their respective sports, there were three ACC Championships celebrated, and four wins over top-ranked teams. A defending National Champion was defeated in two different sports on Clemson's home turf as well.

The Tigers have competed at a high level since Phillips came to Clemson from Oklahoma State in the summer of 2002. In his first year, the Tigers won the National Championship in golf, just the fourth team national title in school history.

From 2008-09 through 2010-11, Clemson and Florida State were the only schools in the nation to go to a bowl game, the NCAA Men's Basketball Tournament, and the NCAA Baseball Tournament each season.

One of the reasons for Clemson's level of success as a total sports program has been Phillips' emphasis on improving facilities. In 2009, the football staff moved into the WestZone at Memorial Stadium. It was a day that brought a smile to everyone associated with the program, but especially Phillips, who had been working toward that day before he arrived in 2002.

Phillips' vision for the WestZone was to create a top-of-the-line facility for the football program, but at the same time have a positive effect on the total sports program. The facility at Memorial Stadium now creates more office space, new locker rooms, and training room and strength training facilities for the Olympic sports programs.

Every sport has realized a facilities enhancement since he came to Clemson and the construction has not stopped. The Tiger football program will enjoy a new indoor facility by the end of this year. The baseball program will soon break ground on a new locker room and player lounge facility, and the basketball programs are expected to break ground on a new facility within the next 18 months.

The Clemson men's golf program opened the Penley Building last fall and the women's golf program, which will begin play in 2013, will have a new facility at the Walker Course.

Phillips has been recognized for these accomplishments in recent years. He was named one of the 100 Most Influential Sports Educators in America in 2008 by The Institute for International Sport at the University of Rhode Island.

Phillips was also recognized nationally for his performance at Clemson in 2006 when he was honored by NACDA (National Association of Collegiate Directors of Athletics) as the 2005-06 Athletic Director-of-the-Year for the FBS Southeast Region. He was one of just four FBS athletic directors honored at the annual convention in New Orleans, LA.

Excellence in academics has been a lifelong pursuit. He has an undergraduate degree from Arkansas (1970), a master's degree from Virginia Tech (1974), a doctorate degree from Virginia Tech (1978), and a law degree from the University of Arkansas School of Law (1996). He is a member of the Arkansas Bar, South Carolina Bar, American Bar Association, and Sports Lawyers Association.

Phillips maintains a classroom presence by teaching a sports law section in Clemson's accountancy & legal studies department. In addition, he is past chair of the NCAA Division I Infractions Appeals Committee and continues to serve the committee as requested.

Prior to coming to Clemson, he served as athletic director at Oklahoma State. Football was transformed from a perennial losing status to very competitive, enjoying a return to bowl games after several years and establishing a winning record against rival Oklahoma. For this, he received the National Football Foundation Oklahoma Chapter Outstanding Contribution to Amateur Football Award in 2002.

Before leading the Cowboys, he was a senior associate athletic director at Arkansas (1988-94). He also served as athletic director at Liberty (1980,81) and Louisiana-Lafayette (1983-88). He was an assistant athletic director at Missouri (1981-83) and began his administrative career as an assistant athletic director at Florida (1979).

Phillips began his career in college athletics coaching football. He started as a graduate assistant at Arkansas in 1970 and 1971. He moved on to Virginia Tech as an assistant coach (1971-78) before joining the ranks of athletic administration. At Virginia Tech, he served on coaching staffs that included future Clemson Head Coaches Charley Pell and Danny Ford.

Winning has been on Phillips' resumé since his playing days at Arkansas. He lettered on three Frank Broyles teams, where he and his brother, Loyd, an Outland Trophy winner, were starting defensive tackles, the first brother combination to start together under Broyles. Arkansas had a 27-5 record in the three years, played in two Sugar Bowl games, and he played in the memorable 1969 national title game against Texas, a contest that continues to be featured on ESPN Classic.

In 2010, he joined Loyd in the University of Arkansas Hall of Honor.

Phillips has two children, John Dennis and Sarah-Jane, and three stepchildren, Meagan (Clemson graduate and former Tiger Band member), Marshall, and Madison. His wife, Tricia, is a graduate of the University of Missouri School of Journalism and earlier enjoyed a career in athletics and development. She is currently active in the Clemson and Seneca communities.



OVERVIEW

PLAYERS

STAFF

TRADITION

REVIEW

RECORDS

2012-13 MEN'S BASKETBALL GUIDE



# CLEMSON RADIO NETWORK

- OVERVIEW
- PLAYERS
- STAFF
- TRADITION
- REVIEW
- RECORDS



**Pete Yanity**  
Play-by-Play  
10th Season



**Tim Bourret**  
Color Commentator  
33rd Season



**Don Munson**  
"Tiger Calls" Host


The Clemson radio network, which is produced by Clemson Tiger Sports Properties in conjunction with Learfield Sports, can be heard throughout South Carolina, as well as portions of North Carolina and Georgia on a strong lineup of radio affiliates.

Each Clemson basketball broadcast is also carried live on the internet on [ClemsonTigers.com](http://ClemsonTigers.com). The broadcast begins coverage of each men's basketball game 30 minutes before tip-off with the Tiger pre-game show.

Following the game broadcast, there will be a review of the game, complete statistics, and interviews with players. The broadcast concludes with the Brad Brownell postgame show as Tiger fans will be able to hear Clemson's first-year head coach and his comments on each and every contest.

Providing the play-by-play coverage again this year will be Pete Yanity, sports director at WSPA-TV in Spartanburg. Yanity is in his 10th year providing play-by-play commentary. He joined the broadcast team during the 2003 football season under difficult circumstances. Jim Phillips, the voice of the Tigers for 36 years in football and men's basketball, passed away suddenly. Yanity moved from the sidelines to the play-by-play position in the fourth football game of the year and has served in that capacity ever since. He also began broadcasting Tiger basketball in 2003-04 and rarely misses a game.

Yanity has been the sports director at WSPA-TV, the CBS affiliate in Spartanburg, for over 20 years. He has also been a sideline analyst for 17 years on Carolina Panthers preseason football games and has considerable play-by-play experience for Comcast Sports Southeast covering various college events, including Clemson



2012-13 MEN'S BASKETBALL GUIDE

## 2012-13 Radio & Television Listings

### Radio Network Affiliates

Camden, SC	WCAM-AM	1590
Camden, SC	WPUB-FM	102.7
Charleston, SC	WQSC-AM	1340
Charlotte, NC	WZGV-AM	730
<b>Clemson, SC</b>	<b>WCCP-FM</b>	<b>104.9</b>
Clinton, SC	WLBG-AM	860
Columbia, SC	WZMJ-FM	93.1
Florence, SC	WSIM-FM	97.1
Greenville, SC	WOLT-FM	103.3
Greenwood, SC	WCRS-AM	1450
Lincolnton, NC	WLON-AM	1050
Loris, SC	WLSC-AM	1240
Moncks Corner, SC	WJKB-AM	950
Myrtle Beach, SC	WRNN-FM	99.5
Myrtle Beach, SC	WRNN-AM	1450
Newberry, SC	WKDK-AM	1240
Orangeburg, SC	WGFG-FM	105.3
Rock Hill, SC	WRHI-FM	94.3
Rock Hill, SC	WRHI-AM	1340
Sumter, SC	WWBD-FM	94.7
Union, SC	WBCU-FM	103.5
Union, SC	WBCU-AM	1460

**Note:** Flagship station in bold; affiliates subject to change.

### Brad Brownell TV Show Affiliates

#### Sunday Airings

11:00 AM	Myrtle Beach, SC	WPDE (ABC 15)
11:30 AM	Charleston, SC	WCIV (ABC 4)
12:00 PM	Columbia, SC	WACH (FOX 48)
12:30 PM	Augusta, GA	WFXG (FOX 54)

#### Weekday Airings

Tue	5:00 PM	Regional	CSS
-----	---------	----------	-----

football and baseball. From 1985-90, Yanity was a television sports director in Florence, SC, and Morgantown, WV.

For the 2001 and 2002 Clemson football seasons, he was the sideline reporter and host of the pregame, halftime, and postgame programming on the Clemson football radio network. A 1985 graduate of Ohio University, Yanity served as the host of Clemson's coach's television shows in the early 1990s and will serve as host for Brad Brownell's weekly show throughout the 2012-13 season.

Sports Information Director Tim Bourret will assist Yanity on the radio network this season. The native of West Hartford, CT is in his 33rd full season providing color commentary for Clemson basketball, the longest active tenure among color commentators in the ACC in any sport. Bourret worked with Phillips on basketball broadcasts for 23 years and as Phillips' color commentator on Clemson football games from 1982-88. Bourret and Phillips broadcast over 500 events together.

The 1977 Notre Dame graduate has play-by-play experience with Clemson football, baseball and basketball. He co-authored a book, **Basketball for Dummies**, with ESPN's Digger Phelps and **Sports Illustrated's** John Walters in 1997. In 2004, he published another book with Phelps, entitled **Digger Phelps Tales From The Hardwood**, that documented his 20-year run as Notre Dame's head coach. In 2008, he published **Clemson University Football Vault**, a book documenting the school's history on the gridiron.

The network also produces the 13 episodes of the Brad Brownell Show, a recap of the previous week's highlights. Yanity serves as host of this program that gives fans insight into coach's thoughts on previous games and takes an up-close look at Tiger players.

"Tiger Calls" with Head Coach Brad Brownell will also be broadcast throughout the season. Don Munson hosts the call-in show where fans get a chance to talk with Coach Brownell on the air about the team. A schedule of "Tiger Calls" for the season is available online at [ClemsonTigers.com](http://ClemsonTigers.com).

For more information concerning Clemson Tiger Sports Properties, contact general manager Gerry Dickey at (864) 654-5544. The company office is located at 135 Old Greenville Highway (Suite 203) in Clemson, across the street from the world-famous Esso Club.





# 2012-13 OPPONENTS

## PRESBYTERIAN COLLEGE

Monday, November 12 at Clemson, SC (7:00 PM)

### Quick Facts

Location	Clinton, SC
Enrollment	1,300
President	Dr. John V. Griffith
Athletic Director	Brian Reese
Nickname	Blue Hose
Colors	Garnet & Blue
Conference	Big South
Home Court	Ross E. Templeton Arena (2,500)
Press Row Phone	(864) 833-8332
SID Contact	Simon Whitaker
SID Email	swhitaker@presby.edu
Head Coach	Gregg Nibert (Marietta '79)
Record at Presbyterian	376-307 (23 Seasons)
Overall Record	Same
Assistant Coaches	Sean Dixon, Justin Smith, Brooks Savage
Starters Returning/Lost	1/4
Letterwinners Returning/Lost	8/5
2011-2012 Overall/Conference Record	14-15 / 8-10
Athletic Website	www.GoBlueHose.com

### Roster

Name	Pos.	Ht.	Wt.	Yr.	Hometown
Austin Anderson	G	6-5	165	Fr.	Piedmont, SC
Jake Campbell	C	7-0	245	Fr.	Centerville, OH
Matthew Citron	F	6-7	215	Fr.	Atlanta, GA
Joshua Clyburn	F	6-8	221	Jr.	Charlotte, NC
Jordan Downing	G	6-5	200	*So.	Huntersville, NC
Ryan Hargrave	F	6-6	235	Sr.	Taylorville, NC
Shea Jones	G	6-1	165	Fr.	Weston, FL
Mac Lake	F	6-3	181	So.	Prosperity, SC
Russell McCray	G	5-11	175	So.	Columbia, SC
Ryan McTavish	G	6-5	202	So.	Mt. Airy, MD
Khalid Mutakabbir	G	6-4	190	Sr.	Suwanee, GA
Jarvis Thibodeaux	F	6-8	205	Fr.	Houston, TX
William Truss	G	6-7	257	So.	Birmingham, AL
Eric Washington	G	5-10	173	So.	Columbia, SC

## FURMAN

Friday, November 16 at Greenville, SC (7:00 PM)

### Quick Facts

Location	Greenville, SC
Enrollment	2,980
President	Rod Smolla
Athletic Director	Dr. Gary Clark
Nickname	Paladins
Colors	Purple & White
Conference	Southern
Home Court	Timmons Arena (3,000)
Press Row Phone	(864) 294-3620
SID Contact	Jordan Caskey
SID Email	Jordan.Caskey@Furman.edu
Head Coach	Jeff Jackson (Cornell '84)
Record at Furman	78-107 (6 Seasons)
Overall Record	99-167 (9 Seasons)
Assistant Coaches	Bob Richey, Shammond Williams, David Wilson
Starters Returning/Lost	3/2
Letterwinners Returning/Lost	9/4
2011-2012 Overall/Conference Record	16-16/8-10
Athletic Website	www.FurmanPaladins.com

### Roster

Name	Pos.	Ht.	Wt.	Yr.	Hometown
Bobby Austin	G	6-3	200	Sr.	Cincinnati, OH
Keith Belfield	G/F	6-6	205	*Fr.	Charlotte, NC
Tyler Bisack	G	6-3	185	So.	Fairfield, CT
David Brown	G	5-10	170	So.	Mauldin, SC
Kevin Chuisseu	F	6-8	230	Fr.	Douala, Cameroon
Stephen Croone	G	6-0	170	Fr.	Covington, GA
Dominic Early	G/F	6-5	185	So.	Atlanta, GA
Kendrec Ferrara	F	6-9	225	Fr.	Cape Coral, FL
Tyler Hunt	F	6-7	232	So.	Oswego, NY
Bryant Irwin	F	6-7	220	Sr.	Bridgeport, WV
Jordan Lloyd	G	6-3	190	So.	Atlanta, GA
Aaron O'Neill	G	6-0	180	So.	Cincinnati, OH
Charlie Reddick	G/F	6-5	185	Jr.	Powder Springs, GA
Colin Reddick	F	6-9	240	Sr.	Powder Springs, GA
Graham Rogers	G	5-11	170	Jr.	Greer, SC
Larry Wideman	G	6-4	190	Fr.	Loris, SC
Vinny Zollo	F	6-9	240	So.	Winchester, KY



**TOURNAMENT BRACKET**  
ESPN Wide World of Sports Complex  
Orlando, FL

### Thursday, Nov. 22

12:00 PM	Game 1 (West Virginia vs. Marist)
2:00 PM	Game 2 (Vanderbilt vs. Davidson)
7:00 PM	Game 3 (Oklahoma vs. UTEP)
9:00 PM	Game 4 (Clemson vs. Gonzaga)

### Friday, Nov. 23

12:30 PM	Game 5 (Game 1 winner vs. Game 2 winner)
3:00 PM	Game 6 (Game 1 loser vs. Game 2 loser)
5:30 PM	Game 7 (Game 3 winner vs. Game 4 winner)
7:30 PM	Game 8 (Game 3 loser vs. Game 4 loser)

### Sunday, Nov. 25

11:30 AM	Game 9 (Game 6 winner vs. Game 8 winner)
2:00 PM	Game 10 (Game 6 loser vs. Game 8 loser)
4:30 PM	Game 11 (Game 5 loser vs. Game 7 loser)
7:00 PM	Game 12 (Championship, Game 5 winner vs. Game 7 winner)

## GONZAGA

Thursday, November 22 at Orlando, FL (9:00 PM)

### Quick Facts

Location	Spokane, WA
Enrollment	7,637
President	Thayne McCulloh
Athletic Director	Mike Roth
Nickname	Bulldogs, Zags
Colors	Blue & White
Conference	West Coast
Home Court	McCarthy Athletic Center (6,000)
Press Row Phone	(509) 313-4218
SID Contact	Oliver Pierce
SID Email	pierce@athletics.gonzaga.edu
Head Coach	Mark Few (Oregon '87)
Record at Gonzaga	342-90 (13 Seasons)
Overall Record	Same
Assistant Coaches	Tommy Lloyd, Ray Giacometti, Donny Daniels
Starters Returning/Lost	4/1
Letterwinners Returning/Lost	8/5
2011-2012 Overall/Conference Record	26-7/13-3
Athletic Website	www.GoZags.com

### Roster

Name	Pos.	Ht.	Wt.	Yr.	Hometown
Rem Bakamus	G	6-0	150	Fr.	Longview, WA
Drew Barham	G/F	6-7	195	Jr.	Memphis, TN
Gary Bell Jr.	G	6-1	220	So.	Kent, WA
Gerard Coleman	G	6-4	180	Jr.	Boston, MA
Sam Dower	C/F	6-9	255	So.	Brooklyn Park, MN
Kyle Drainginis	G	6-5	175	*Fr.	Nampa, ID
Elias Harris	F	6-8	239	Sr.	Speyer, Germany
Mike Hart	G	6-6	207	Sr.	Portland, OR
Przemek Karnowski	C	7-1	280	Fr.	Torun, Poland
Guy Landry Edi	G	6-6	218	Sr.	Agboville, Ivory Coast
Kelly Olynyk	F/C	7-0	250	*Jr.	Kamloops, BC
Kevin Pangos	G	6-2	182	So.	Newmarket, Ontario
David Stockton	G	5-11	165	Jr.	Spokane, WA

## OKLAHOMA

Friday, November 23 at Orlando, FL (TBA)

### Quick Facts

Location	Norman, OK
Enrollment	30,754
President	David L. Boren
Athletic Director	Joe Castiglione
Nickname	Sooners
Colors	Crimson & Cream
Conference	Big 12
Home Court	Lloyd Noble Center (12,000)
Press Row Phone	(405) 325-1024
SID Contact	Mike Houck
SID Email	mhouck@ou.edu
Head Coach	Lon Kruger (Kansas State '75)
Record at Oklahoma	15-16 (1 Season)
Overall Record	494-320 (26 Seasons)
Assistant Coaches	Chris Crutchfield, Steve Henson, Lew Hill
Starters Returning/Lost	5/0
Letterwinners Returning/Lost	8/4
2011-2012 Overall/Conference Record	15-16/5-13
Athletic Website	www.SoonerSports.com

### Roster

Name	Pos.	Ht.	Wt.	Yr.	Hometown
Casey Arent	C	6-10	229	Sr.	Penryn, CA
D.J. Bennett	F	6-8	203	Jr.	Chicago, IL
Cameron Clark	G	6-6	207	Jr.	Sherman, TX
C.J. Cole	F	6-6	220	Fr.	Sperry, OK
Isaiah Cousins	G	6-3	179	Fr.	Mount Vernon, NY
Andrew Fitzgerald	F	6-8	236	Sr.	Baltimore, MD
James Franchilla	G	5-10	150	So.	Dallas, TX
Sam Grooms	G	6-1	203	Sr.	Greensboro, NC
Buddy Hield	G	6-3	200	Fr.	Freeport, Bahamas
Je'lon Hornbeak	G	6-3	179	Fr.	Arlington, TX
Jarrod Kruger	G	6-1	174	So.	Topeka, KS
Amath M'Baye	F	6-9	215	Jr.	Bordeaux, France
Tyler Neal	F	6-7	227	Jr.	Oklahoma City, OK
Steve Noworyta	F	6-7	202	Fr.	Hainesport, NJ
Romero Osby	F	6-8	238	Sr.	Meridian, MS
Steven Pledger	G	6-4	224	Sr.	Chesapeake, VA
Ryan Spangler	F	6-8	225	So.	Blanchard, OK

## UTEP

Friday, November 23 at Orlando, FL (TBA)

### Quick Facts

Location	El Paso, TX
Enrollment	22,640
President	Diana Natalicio
Athletic Director	Bob Stull
Nickname	Miners
Colors	Orange & Blue
Conference	Conference USA
Home Court	Don Haskins Center (12,000)
Press Row Phone	(915) 747-5154
SID Contact	Jeff Darby
SID Email	jdarcy@utep.edu
Head Coach	Tim Floyd (Louisiana Tech '77)
Record at UTEP	40-27 (2 Seasons)
Overall Record	368-207 (18 Seasons)
Assistant Coaches	Phil Johnson, Ken DeWeese, Greg Foster
Starters Returning/Lost	3/2
Letterwinners Returning/Lost	6/4
2011-2012 Overall/Conference Record	15-17/7-9
Athletic Website	www.UTEPathletics.com

### Roster

Name	Pos.	Ht.	Wt.	Yr.	Hometown
John Bohannon	C	6-10	210	Jr.	Lancaster, TX
C.J. Cooper	G	6-0	170	So.	La Verne, CA
Twymond Howard	F/G	6-6	210	Fr.	Pearl, MS
Cedrick Lang	F	6-9	225	So.	Sioux Falls, SD
Malcolm Moore	F	6-7	220	Sr.	Iowa City, IA
McKenzie Moore	G	6-6	190	So.	Pleasant Hill, CA
Jalen Ragland	F/G	6-6	175	So.	Chillicothe, OH
Jacques Streeter	G	6-0	175	Sr.	Los Angeles, CA
Tyler Tafoya	G	6-3	160	Sr.	El Paso, TX
Konner Tucker	G	6-4	185	G	Fort Worth, TX
Hooper Vint	C	6-10	220	*Fr.	Van Buren, AR
Chris Washburn	F	6-8	240	Fr.	Grand Prairie, TX
Julian Washburn	F/G	6-7	205	So.	Duncanville, TX
Matt Willms	C	7-1	210	Fr.	Leamington, Ontario

OVERVIEW

PLAYERS

STAFF

TRADITION

REVIEW

RECORDS

2012-13 MEN'S BASKETBALL GUIDE



# 2012-13 OPPONENTS

## PURDUE

Wednesday, November 28 at Clemson, SC (7:15 PM)

### Quick Facts

Location	West Lafayette, IN
Enrollment	36,697
Interim President	Tim Sands
Athletic Director	Morgan J. Burke
Nickname	Boilermakers
Colors	Old Gold & Black
Conference	Big Ten
Home Court	Mackey Arena (14,846)
Press Row Phone	(765) 494-6365
SID Contact	Cory Walton
SID Email	cdwalton@purdue.edu
Head Coach	Matt Painter (Purdue '94)
Record at Purdue	160-77 (8 Seasons)
Overall Record	185-82 (9 Seasons)
Assistant Coaches	Jack Owens, Micah Shrewsbury, Greg Gary
Starters Returning/Lost	2/3
Letterwinners Returning/Lost	8/4
2011-2012 Overall/Conference Record	22-13/10-8
Athletic Website	www.PurdueSports.com

Roster					
Name	Pos.	Ht.	Wt.	Yr.	Hometown
Dru Anthrop	G	6-0	183	Sr.	Lafayette, IN
Neal Beshears	F	6-6	195	So.	Winchester, IN
D.J. Byrd	G/F	6-5	228	Sr.	Crawfordsville, IN
Travis Carroll	F	6-9	229	Jr.	Danville, IN
Rapheal Davis	G	6-5	211	Fr.	Ft. Wayne, IN
Donnie Hale	F	6-8	221	*Fr.	New Albany, IN
A.J. Hammons	C	7-0	280	Fr.	Carmel, IN
Anthony Johnson	G	6-3	191	So.	Chicago, IL
Ronnie Johnson	G	6-0	170	Fr.	Indianapolis, IN
Terone Johnson	G	6-2	199	Jr.	Indianapolis, IN
Jacob Lawson	F	6-8	217	So.	Reidsville, NC
Sandi Marcius	F	6-9	268	Jr.	Nedelisce, Croatia
Jay Simpson	F	6-9	268	Fr.	Champaign, IL
Stephen Toyra	G	6-3	165	Fr.	Lafayette, IN

## SOUTH CAROLINA

Sunday, December 2 at Columbia, SC (12:00 PM)

### Quick Facts

Location	Columbia, SC
Enrollment	30,721
President	Harris Pastides
Athletic Director	Ray Tanner
Nickname	Gamecocks
Colors	Garnet & Black
Conference	Southeastern
Home Court	Colonial Life Arena (18,000)
Press Row Phone	(803) 777-6182
SID Contact	Emily Feeney-Molinary
SID Email	efeeney@mailbox.sc.edu
Head Coach	Frank Martin (Florida International '93)
Record at South Carolina	0-0
Overall Record	117-54 (5 Seasons)
Assistant Coaches	Brad Underwood, Matt Figger, Lamont Evans
Starters Returning/Lost	2/3
Letterwinners Returning/Lost	9/3
2011-2012 Overall/Conference Record	10-21/12-6
Athletic Website	www.GamecocksOnline.com

Roster					
Name	Pos.	Ht.	Wt.	Yr.	Hometown
Michael Carrera	F	6-5	212	Fr.	Rockville, MD
Laimonas Chatkevicius	F	6-11	255	Fr.	Klaipeda, Lithuania
Bruce Ellington	G	5-9	197	Jr.	Moncks Corner, SC
Carlton Geathers	F	6-10	255	*So.	Georgetown, SC
Lakeem Jackson	F	6-5	235	Sr.	Charlotte, NC
Mindaugas Kacinas	F	6-7	210	Fr.	Klaipeda, Lithuania
Damien Leonard	G	6-4	190	So.	Greenville, SC
LaShay Page	G	6-2	195	Sr.	Dillon, SC
Shane Phillips	G	5-10	170	Sr.	Wheeling, WV
Brian Richardson	G	6-4	175	Jr.	Wilson, NC
R.J. Slawson	F	6-8	220	Jr.	Charleston, SC
Eric Smith	G	5-11	205	Jr.	Mullins, SC
Brenton Williams	G	5-11	175	Jr.	Kissimmee, FL

## ARIZONA

Saturday, December 8 at Clemson, SC (8:00 PM)

### Quick Facts

Location	Tucson, AZ
Enrollment	40,200
President	Dr. Ann Weaver Hart
Athletic Director	Greg Byrne
Nickname	Wildcats
Colors	Cardinal & Navy
Conference	Pac-12
Home Court	McKale Center (14,538)
Press Row Phone	(520) 621-4334
SID Contact	Richard Paige
SID Email	rpaige@email.arizona.edu
Head Coach	Sean Miller (Pittsburgh '92)
Record at Arizona	69-35 (3 seasons)
Overall Record	189-82 (8 seasons)
Assistant Coaches	James Whitford, Emmanuel Richardson, Joe Pasternack
Starters Returning/Lost	3/2
Letterwinners Returning/Lost	8/8
2011-2012 Overall/Conference Record	23-12/12-6
Athletic Website	www.ArizonaWildcats.com

Roster					
Name	Pos.	Ht.	Wt.	Yr.	Hometown
Brandon Ashley	F	6-8	230	Fr.	Oakland, CA
Angelo Chol	F	6-9	217	So.	San Diego, CA
Quinton Crawford	G	6-1	190	Sr.	Old Bridge, NJ
Jacob Hazzard	G	5-11	170	Fr.	Los Angeles, CA
Solomon Hill	F	6-6	226	Sr.	Los Angeles, CA
Grant Jerrett	F	6-10	220	Fr.	La Verne, CA
Nick Johnson	G	6-2	198	So.	Gilbert, AZ
Matt Korcheck	F	6-9	220	Jr.	Tucson, AZ
Mark Lyons	G	6-1	188	Sr.	Schednectady, NY
Jordin Mayes	G	6-2	196	Jr.	Los Angeles, CA
T.J. McConnell	G	6-1	180	Jr.	Pittsburgh, PA
Drew Mellon	F	6-5	210	So.	Santa Ana, CA
Kevin Parrom	G/F	6-6	215	Sr.	Bronx, NY
Kaleb Tarczewski	C	7-0	230	Fr.	Claremont, NH
Max Wiepking	F	6-6	210	Sr.	Englewood, CO
Gabe York	G	6-1	170	Fr.	Orange, CA

## FLORIDA A&M

Saturday, December 15 at Clemson, SC (7:00 PM)

### Quick Facts

Location	Tallahassee, FL
Enrollment	13,301
President	Dr. James Ammons
Athletic Director	Derek Horne
Nickname	Rattlers
Colors	Orange & Green
Conference	Mid-Eastern Athletic
Home Court	Multipurpose Center & Teaching Gymnasium (8,861)
Press Row Phone	(850) 599-3264
SID Contact	Ronnie Johnson
SID Email	ronjon_2001@yahoo.com
Head Coach	Clemon Johnson (Florida A&M '78)
Record at Florida A&M	10-23 (1 Season)
Overall Record	38-97 (5 Seasons)
Assistant Coaches	Maurice Sheals, Chad Johnson
Starters Returning/Lost	3/2
Letterwinners Returning/Lost	4/9
2011-2012 Overall/Conference Record	10-23/6-10
Athletic Website	www.FAMUathletics.com

Roster					
Name	Pos.	Ht.	Wt.	Yr.	Hometown
Jamie Adams	G	5-10	166	Jr.	Chicago, IL
Muhammad Abdul-Aleem	G	6-4	210	Jr.	Atlanta, GA
McWisdom Badejo	F/C	6-9	250	Fr.	Dallas, TX
Jamari Bradshaw	G/F	6-6	210	Jr.	Louisville, KY
D'Andre Bullard	G	6-3	170	Fr.	Apopka, FL
Jakari Bush	G	5-7	151	Fr.	Tallahassee, FL
Walter Davis	G	6-5	190	Jr.	Memphis, TN
Trey Kellum	F	6-6	205	Fr.	Peoria, IL
Reggie Lewis	G	6-2	200	Jr.	Cleveland, OH
Onyekachukwu Odi	F	6-8	230	Jr.	Nigeria, Africa
Markee Teal	F	6-7	235	Jr.	Ocala, FL

## COASTAL CAROLINA

Wednesday, December 19 at Conway, SC (7:00 PM)

### Quick Facts

Location	Conway, SC
Enrollment	9,274
President	David A. DeCenzo
Athletic Director	Hunter Yurachek
Nickname	Chanticleers
Colors	Teal, Bronze & Black
Conference	Big South
Home Court	The HTC Center (3,212)
Press Row Phone	(843) 349-2822
SID Contact	Sean Forrester
SID Email	sforreste@coastal.edu
Head Coach	Cliff Ellis
Record at Coastal Carolina	99-60 (5 Seasons)
Overall Record	711-409 (37 Seasons)
Assistant Coaches	Don Hogan, Benny Moss, Mamadou N'Diaye
Starters Returning/Lost	2/3
Letterwinners Returning/Lost	7/7
2011-2012 Overall/Conference Record	19-12/12-6
Athletic Website	www.GoCCUsports.com

Roster					
Name	Pos.	Ht.	Wt.	Yr.	Hometown
Bisi Addey	F	6-7	205	Sr.	Montgomery, AL
Charles Ashford	G	6-1	180	Sr.	Lexington, KY
Richie Berry	G	6-0	175	So.	Herndon, VA
Tristian Curtis	F	6-7	215	Fr.	Nassau, Bahamas
Justin Daniel	G	6-4	193	Fr.	Fort Worth, TX
Badou Digne	F	6-7	212	Fr.	Dakar, Senegal
Michel Enanga	F	6-5	210	Fr.	Yaounde, Cameroon
Warren Gillis	G	6-3	200	So.	Philadelphia, PA
Kierre Greenwood	G	6-2	175	Sr.	Cincinnati, OH
Tre'Von James	G/F	6-5	185	Fr.	Darlington, SC
Luka Ljeskovic	F	6-8	240	Fr.	Niksic, Montenegro
El Hadji Ndiequene	F	6-10	245	Jr.	Thies, Senegal
Danny Nieman	G	6-1	196	Sr.	Concord, NC
Anthony Raffa	G	6-1	170	Sr.	Sea Isle City, NJ
Ron Trapps	G	6-4	190	Fr.	Lancaster, SC

## SC STATE

Sunday, December 23 at Clemson, SC (2:00 PM)

### Quick Facts

Location	Orangeburg, SC
Enrollment	5,000
President	Dr. Cynthia A. Warrick
Athletic Director	Charlene Johnson
Nickname	Bulldogs
Colors	Garnet & Blue
Conference	Mid-Eastern Athletic
Home Court	Smith-Hammond-Middleton Memorial Center (3,200)
Press Row Phone	(803) 536-8653
SID Contact	Kendrick Lewis
SID Email	klewis19@scsu.edu
Head Coach	Tim Carter (Kansas '79)
Record at South Carolina State	63-96 (5 Seasons)
Overall Record	253-248 (16 Seasons)
Assistant Coaches	Murray Garvin, Kevin Spencer, Rio Pitt
Starters Returning/Lost	2/3
Letterwinners Returning/Lost	3/10
2011-2012 Overall/Conference Record	5-26/0-16
Athletic Website	www.scsuathletics.com

Roster					
Name	Pos.	Ht.	Wt.	Yr.	Hometown
Adama Adams	G	6-1	170	Jr.	Dakar, Senegal
Randall Black	G	6-4	180	Jr.	Cleveland, OH
Chasen Campbell	F	6-8	270	Jr.	Charlotte, NC
Phillip Henry	G	6-2	170	Fr.	Manning, SC
Matthew Hezekiah	F	6-11	235	Jr.	Jacksonville, FL
Devin Joint	G	6-4	190	So.	Darlington, SC
Terrance Linton	G	6-2	170	Fr.	Orlando, FL
Shaquille Mitchell	G	6-4	185	Fr.	Hollywood, SC
Patrick Meyers	G	6-2	175	Fr.	Orangeburg, SC
Darryl Palmer	F	6-7	190	Fr.	Summerville, SC
Luka Radovic	F	6-9	220	So.	Podgorica, Montenegro
Theron Stephens	G	5-9	165	Jr.	Reading, PA
Khalif Toombs	G	5-9	165	Sr.	Atlantic City, NJ
Dominique Youmans	F	6-10	230	Jr.	Philadelphia, PA





# 2012-13 OPPONENTS

## THE CITADEL

Tuesday, January 1 at Clemson, SC (4:00 PM)

### Quick Facts

Location	Charleston, SC
Enrollment	3,540
President	Lt. Gen. John W. Rosa, Jr.
Athletic Director	Larry W. Leckonby
Nickname	Bulldogs
Colors	Blue & White
Conference	Southern
Home Court	McAlister Field House (6,000)
Press Row Phone	(843) 953-2138
SID Contact	Jon Cole
SID Email	jon.cole@citadel.edu
Head Coach	Chuck Driesell (Maryland '85)
Record at The Citadel	16-46 (2 Seasons)
Overall Record	Same
Assistant Coaches	Rob Burke, Quinton Ferrell, J.D. Powell
Starters Returning/Lost	3/2
Letterwinners Returning/Lost	8/7
2011-2012 Overall/Conference Record	6-24/3-15
Athletic Website	www.CitadelSports.com

### Roster

Name	Pos.	Ht.	Wt.	Yr.	Hometown
C.J. Bray	F	6-7	249	So.	Charleston, SC
Stephen Elmore	F	6-6	225	Sr.	New York, NY
Mike Groselle	C	6-8	238	Sr.	Plano, TX
Marshall Harris III	G	6-1	175	So.	San Antonio, TX
P.J. Horgan	F	6-8	209	So.	Rio Rancho, NM
Michael Hundley	F	6-9	178	So.	Farmington Hills, MI
Janeil Jenkins	G	5-10	175	Fr.	Jacksonville, FL
Quinton Marshall	G	6-5	210	Fr.	Raleigh, NC
Lawrence Miller	G	6-1	186	So.	Charlotte, NC
Ashton Moore	G	6-0	168	So.	Suffolk, VA
Raemond Robinson	G/F	6-3	190	Fr.	Goose Creek, SC
Dylen Setzekorn	G/F	6-7	189	So.	Gainesville, GA
Matt Van Scyoc	G/F	6-6	210	Fr.	Green Lake, WI

## VIRGINIA

Saturday, January 12 at Clemson, SC (12:00 PM)  
Thursday, February 7 at Charlottesville, VA (7:00 PM)

### Quick Facts

Location	Charlottesville, VA
Enrollment	21,106
President	Teresa A. Sullivan
Athletic Director	Craig Littlepage
Nickname	Cavaliers
Colors	Orange & Navy Blue
Conference	Atlantic Coast
Home Court	John Paul Jones Arena (14,593)
Press Row Phone	(434) 296-5910
SID Contact	TBA
SID Email	TBA
Head Coach	Tony Bennett (Green Bay '92)
Record at Virginia	53-41 (3 Seasons)
Overall Record	122-74 (6 Seasons)
Assistant Coaches	Ritchie McKay, Ron Sanchez
Starters Returning/Lost	2/3
Letterwinners Returning/Lost	8/5
2011-2012 Overall/Conference Record	22-10/9-7
Athletic Website	www.VirginiaSports.com

### Roster

Name	Pos.	Ht.	Wt.	Yr.	Hometown
Justin Anderson	G	6-6	226	Fr.	Montross, VA
Darion Atkins	F	6-8	222	So.	Clinton, MD
Taylor Barnette	G	6-3	172	Fr.	Lexington, KY
Malcom Brogdon	G	6-5	215	So.	Norcross, GA
Doug Browman	G	5-11	176	Sr.	Midlothian, VA
Jontel Evans	G	5-11	188	Sr.	Hampton, VA
Anthony Gill	F	6-8	229	So.	Charlotte, NC
Joe Harris	G	6-6	211	Jr.	Chelan, WA
Paul Jerspersion	G	6-6	197	So.	Merrill, WI
Teven Jones	G	6-0	180	*Fr.	Kannapolis, NC
Caid Kirven	F	6-8	217	Fr.	Raleigh, NC
Justin Miller	G	6-1	175	Fr.	Columbia, MO
Akil Mitchell	F	6-8	234	Jr.	Charlotte, NC
Evan Nolte	F	6-8	207	Fr.	Milton, GA
Thomas Rogers	G	6-6	209	Jr.	Farmville, VA
Mike Tobey	F/C	6-11	227	Fr.	Monroe, NY

## FLORIDA STATE

Saturday, January 5 at Clemson, SC (4:00 PM)  
Thursday, January 24 at Tallahassee, FL (8:00 PM)

### Quick Facts

Location	Tallahassee, FL
Enrollment	41,710
President	Eric J. Barron
Athletic Director	Randy Spetman
Symbol	Seminoles
Colors	Garnet & Gold
Conference	Atlantic Coast
Home Court	Donald L. Tucker Center (12,100)
Press Row Phone	(850) 224-4098
SID Contact	Chuck Walsh
SID Email	cwalsh@fsu.edu
Head Coach	Leonard Hamilton (UT-Martin '71)
Record at Florida State	179-127 (11 Seasons)
Overall Record	379-337 (25 Seasons)
Assistant Coaches	Stan Jones, Corey Williams, Dennis Gates
Starters Returning/Lost	1/4
Letterwinners Returning/Lost	8/6
2011-2012 Overall/Conference Record	25-10/12-4
Athletic Website	www.Seminoles.com

### Roster

Name	Pos.	Ht.	Wt.	Yr.	Hometown
Boris Bojanovsky	C	7-3	240	Fr.	Bratislava, Slovak Republic
Devin Bookert	G	6-3	180	Fr.	Anchorage, AK
Montay Brandon	G	6-7	216	Fr.	High Point, NC
Robert Gilchrist	F	6-9	220	Jr.	London, England
Joell Hopkins	F	6-6	205	So.	Durham, NC
Ian Miller	G	6-3	186	Jr.	Charlotte, NC
Joey Moreau	G	6-2	179	Sr.	Henderson, NV
Michael Ojo	C	7-1	290	Fr.	Lagos, Nigeria
Rafael Portuondo	G	5-11	165	Sr.	Miami, FL
Terrance Shannon	F	6-8	240	*Jr.	Forsyth, GA
Michael Snaer	G	6-5	202	Sr.	Moreno Valley, CA
Aaron Thomas	G	6-5	195	Fr.	Cincinnati, OH
Kiel Turpin	C	7-0	240	*Jr.	Normal, IL
Terry Whisnant II	G	6-3	185	So.	Cherryville, NC
Okaro White	F	6-8	204	Jr.	Clearwater, FL

## WAKE FOREST

Tuesday, January 15 at Clemson, SC (7:00 PM)

### Quick Facts

Location	Winston-Salem, NC
Enrollment	4,775
President	Nathan Hatch
Athletic Director	Ron Wellman
Nickname	Demon Deacons
Colors	Old Gold & Black
Conference	Atlantic Coast
Home Court	Lawrence Joel Veterans Memorial Coliseum (14,665)
Press Row Phone	(336) 727-2945
SID Contact	Scott Wortman
SID Email	wortmasm@wfu.edu
Head Coach	Jeff Bzdelik (Illinois-Chicago '76)
Record at Wake Forest	21-42 (3 Seasons)
Overall Record	132-147 (9 Seasons)
Assistant Coaches	Jeff Battle, Rusty LaRue, Walt Corbean
Starters Returning/Lost	2/3
Letterwinners Returning/Lost	6/8
2011-2012 Overall/Conference Record	13-18/4-12
Athletic Website	www.WakeForestSports.com

### Roster

Name	Pos.	Ht.	Wt.	Yr.	Hometown
Arnaud William Adala Moto	F	6-6	225	Fr.	Yaounde, Cameroon
Tyler Cavanaugh	F	6-9	230	Fr.	Dewitt, NY
Chase Fischer	G	6-3	195	So.	Ripley, WV
Daniel Green	F	6-10	220	So.	Colleyville, TX
C.J. Harris	G	6-3	190	Sr.	Winston-Salem, NC
Spencer Jennings	G	6-1	180	Sr.	Midland, MI
Madison Jones	G	6-1	160	Fr.	Raleigh, NC
Travis McKie	F	6-7	220	Jr.	Richmond, VA
Codi Miller-McIntyre	G	6-3	195	Fr.	Concord, NC
Doug Niedrich	F	6-6	200	So.	Kildeer, IL
Aaron Rountree III	F	6-8	190	Fr.	Wilson, NC
Devin Thomas	F	6-9	240	Fr.	Harrisburg, PA
Andre Washington	C	7-0	220	Fr.	Roanoke, VA

## DUKE

Tuesday, January 8 at Durham, NC (7:00 PM)

### Quick Facts

Location	Durham, NC
Enrollment	6,526
President	Richard H. Brodhead
Athletic Director	Kevin White
Nickname	Blue Devils
Colors	Duke Blue & White
Conference	Atlantic Coast
Home Court	Cameron Indoor Stadium (9,314)
Press Row Phone	(919) 684-2489
SID Contact	Matt Plizga
SID Email	plizga@duaa.duke.edu
Head Coach	Mike Krzyzewski (Army '69)
Record at Duke	854-230 (32 Seasons)
Overall Record	927-289 (37 Seasons)
Assistant Coaches	Chris Collins, Steve Wojciechowski, Jeff Capel
Starters Returning/Lost	4/1
Letterwinners Returning/Lost	10/3
2011-2012 Overall/Conference Record	27-7/13-3
Athletic Website	www.GoDuke.com

### Roster

Name	Pos.	Ht.	Wt.	Yr.	Hometown
Quinn Cook	G	6-0	175	So.	Bowie, MD
Seth Curry	G	6-2	180	Sr.	Charlotte, NC
Andre Dawkins	G	6-4	200	Sr.	Chesapeake, VA
Josh Hairston	F	6-7	235	Jr.	Fredericksburg, VA
Rodney Hood	F	6-8	210	So.	Meridian, MS
Amile Jefferson	F	6-8	195	Fr.	Philadelphia, PA
Ryan Kelly	F	6-11	230	Sr.	Raleigh, NC
Alex Murphy	F	6-8	220	*Fr.	Wakefield, RI
Marshall Plumlee	F	6-11	225	*Fr.	Warsaw, IN
Mason Plumlee	F	6-10	235	Sr.	Warsaw, IN
Rasheed Sulaimon	G	6-4	190	Fr.	Houston, TX
Tyler Thornton	G	6-1	195	Jr.	Washington, D.C.
Todd Zafirovski	F	6-9	240	Sr.	Lake Forest, IL

## NC STATE

Sunday, January 20 at Raleigh, NC (6:00 PM)  
Sunday, February 10 at Clemson, SC (1:00 PM)

### Quick Facts

Location	Raleigh, NC
Enrollment	34,767
Chancellor	William Randolph "Randy" Woodson
Athletic Director	Debbie Yow
Nickname	Wolfpack
Colors	Red & White
Conference	Atlantic Coast
Home Court	PNC Arena (19,722)
Press Row Phone	(919) 861-6190
SID Contact	Dwayne Harrison
SID Email	dwayne_harrison@ncsu.edu
Head Coach	Mark Gottfried (Alabama '87)
Record at NC State	24-13 (1 Season)
Overall Record	302-168 (15 Seasons)
Assistant Coaches	Orlando Early, Bobby Lutz, Rob Moxley
Starters Returning/Lost	4/1
Letterwinners Returning/Lost	8/4
2011-2012 Overall/Conference Record	24-13/9-7
Athletic Website	www.GoPack.com

### Roster

Name	Pos.	Ht.	Wt.	Yr.	Hometown
Staats Battle	G	6-6	191	So.	Raleigh, NC
Lorenzo Brown	G	6-5	186	Jr.	Roswell, GA
Thomas de Thaele	F	6-8	244	So.	Dendermonde, Belgium
Richard Howell	F	6-8	257	Sr.	Marietta, GA
C.J. Leslie	F	6-9	200	Jr.	Holly Springs, NC
Jay Lewis	G	6-1	198	Sr.	Greensboro, NC
Tyler Lewis	G	5-11	157	Fr.	Statesville, NC
Rodney Purvis	G	6-2	195	Fr.	Raleigh, NC
Ralston Turner	G	6-5	209	Jr.	Muscle Shoals, AL
Jordan Vandenberg	C	7-1	264	*Jr.	Melbourne, Australia
T.J. Warren	F	6-8	233	Fr.	Durham, NC
Scott Wood	F	6-6	169	Sr.	Marion, IN

OVERVIEW

PLAYERS

STAFF

TRADITION

REVIEW

RECORDS

2012-13 MEN'S BASKETBALL GUIDE



# 2012-13 OPPONENTS

## VIRGINIA TECH

Sunday, January 27 at Clemson, SC (1:00 PM)  
Saturday, March 2 at Blacksburg, VA (8:00 PM)

### Quick Facts

Location	Blacksburg, VA
Enrollment	30,739
President	Charles W. Steger
Athletic Director	Jim Weaver
Nickname	Hokies
Colors	Chicago Maroon & Burnt Orange
Conference	Atlantic Coast
Home Court	Cassell Coliseum (10,600)
Press Row Phone	(540) 231-3048
SID Contact	Bill Dyer
SID Email	wdyer@vt.edu
Head Coach	James Johnson (Ferrum College '93)
Record at Virginia Tech	First Season
Overall Record	First Season
Assistant Coaches	Kurt Kanaskie, Mark Byinton, Ramon Williams
Starters Returning/Lost	3/2
Letterwinners Returning/Lost	6/3
2011-2012 Overall/Conference Record	16-17/4-12
Athletic Website	www.HokieSports.com

### Roster

Name	Pos.	Ht.	Wt.	Yr.	Hometown
C.J. Barksdale	F	6-8	232	So.	Danville, VA
Christian Beyer	F	6-7	200	So.	New Bern, NC
Robert Brown	G	6-5	190	So.	Clermont, FL
Jarrell Eddie	G/F	6-7	218	Jr.	Charlotte, NC
Erick Green	G	6-3	185	Sr.	Winchester, VA
Will Johnston	G	6-3	185	Fr.	Midlothian, VA
Marcus Patrick	G	5-9	165	Fr.	Ruttsburg, VA
Joey Racer	G	6-1	165	Gr.	Berryville, VA
Cadarian Raines	F	6-9	238	*Jr.	Petersburg, VA
Marquis Rankin	G	6-1	170	So.	Charlotte, NC
Adam Smith	G	6-1	170	So.	Jonesboro, GA
Joey van Zegeren	F	6-10	225	So.	Hoogeveen, The Netherlands
Marshall Wood	G/F	6-8	210	Fr.	Rustburg, VA

## GEORGIA TECH

Tuesday, January 29 at Clemson, SC (7:00 PM)  
Thursday, February 14 at Atlanta, GA (7:00 PM)

### Quick Facts

Location	Atlanta, GA
Enrollment	21,000
President	George P. "Bud" Peterson
Athletic Director	Dan Radakovich
Nickname	Yellow Jackets
Colors	White & Old Gold
Conference	Atlantic Coast
Home Court	McCamish Pavilion (8,600)
Press Row Phone	(404) 894-5458
SID Contact	Mike Stamus
SID Email	mstamus@athletics.gatech.edu
Head Coach	Brian Gregory (Oakland '90)
Record at Georgia Tech	11-20 (1 Season)
Overall Record	183-114 (9 Seasons)
Assistant Coaches	Chad Dollar, Josh Postorino, Billy Schmidt
Starters Returning/Lost	5/0
Letterwinners Returning/Lost	8/5
2011-2012 Overall/Conference Record	11-20/4-12
Athletic Website	www.RamblinWreck.com

### Roster

Name	Pos.	Ht.	Wt.	Yr.	Hometown
Chris Bolden	G	6-2	195	Fr.	Suwanee, GA
Robert Carter	F	6-8	245	Fr.	Thomasville, GA
Brooks Doyle	G	6-4	190	Fr.	Atlanta, GA
Corey Heyward	G	6-0	195	Fr.	Duluth, GA
Kammoon Holsey	F	6-8	226	*Jr.	Sparta, GA
Marcus Hunt	G/F	6-5	215	Fr.	College Park, GA
Pierre Jordan	G	6-0	170	Gr.	Dunwoody, GA
Daniel Miller	C	6-11	258	*Jr.	Loganville, GA
Jason Morris	G	6-5	210	Jr.	Augusta, GA
Aaron Peek	G	6-4	190	So.	Atlanta, GA
Stacey Poole	G	6-4	195	So.	Jacksonville, FL
Brandon Reed	G	6-3	180	*Jr.	Powder Springs, GA
Julian Royal	F	6-7	235	So.	Alpharetta, GA
Mfon Udofia	G	6-2	193	Sr.	Stone Mountain, GA

## BOSTON COLLEGE

Saturday, February 2 at Chestnut Hill, MA (12:00 PM)  
Tuesday, March 5 at Clemson, SC (7:00 PM)

### Quick Facts

Location	Chestnut Hill, MA
Enrollment	14,640
President	William P. Leahy, S.J.
Athletic Director	TBA
Nickname	Eagles
Colors	Maroon & Gold
Conference	Atlantic Coast
Home Court	Conte Forum (8,606)
Press Row Phone	(617) 552-8989
SID Contact	Dick Kelley
SID Email	kellejri@bc.edu
Head Coach	Steve Donahue (Ursinus '84)
Record at Boston College	30-35 (2 Seasons)
Overall Record	176-173 (12 Seasons)
Assistant Coaches	Nat Graham, Woody Kampmann, Akbar Waheed
Starters Returning/Lost	4/1
Letterwinners Returning/Lost	9/7
2011-2012 Overall/Conference Record	9-22/4-12
Athletic Website	www.BCEagles.com

### Roster

Name	Pos.	Ht.	Wt.	Yr.	Hometown
Ryan Anderson	F	6-8	220	So.	Lakewood, CA
John Cain Carney	F	6-7	220	So.	Philadelphia, PA
K.C. Caudill	C	6-10	275	So.	Brea, CA
Dennis Clifford	C	7-0	246	So.	Bridgewater, MD
Jordan Daniels	G	5-8	153	So.	Fontana, CA
Alex Dragicevich	G	6-7	221	Jr.	Northbrook, IL
Olivier Hanlan	G	6-4	185	Fr.	Aylmer, Quebec
Patrick Heckmann	G	6-5	199	So.	Mainz, Germany
Lonnie Jackson	G	6-3	173	So.	Valencia, CA
Eddie Odio	F	6-7	202	So.	Miami, FL
Joe Rahon	G	6-2	195	Fr.	San Diego, CA
Danny Rubin	G	6-5	185	Jr.	Chevy Chase, MD
Andrew Van Nest	F	6-10	235	Gr.	Weston, MA

## MIAMI (FL)

Sunday, February 17 at Clemson, SC (6:00 PM)  
Saturday, March 9 at Coral Gables, FL (2:30 PM)

### Quick Facts

Location	Coral Gables, FL
Enrollment	15,524
President	Dr. Donna E. Shalala
Athletic Director	TBA
Nickname	Hurricanes
Colors	Orange, Green & White
Conference	Atlantic Coast
Home Court	BankUnited Center (7,200)
Press Row Phone	(305) 284-2111
SID Contact	Amy Woodruff
SID Email	a.woodruff@miami.edu
Head Coach	Jim Larranaga (Providence '71)
Record at Miami	20-13 (1 Season)
Overall Record	490-347 (28 Seasons)
Assistant Coaches	Eric Konkol, Michael Huger, Chris Caputo
Starters Returning/Lost	4/1
Letterwinners Returning/Lost	10/2
2011-2012 Overall/Conference Record	20-13/9-7
Athletic Website	www.HurricaneSports.com

### Roster

Name	Pos.	Ht.	Wt.	Yr.	Hometown
Garrison Adams	G	6-6	195	Sr.	Apex, NC
Raphael Akpejori	F	6-10	236	Jr.	Lagos, Nigeria
Rion Brown	G	6-6	200	Jr.	Hinesville, GA
Bishop Daniels	G	6-3	176	*Fr.	Raleigh, NC
Julian Gamble	F/C	6-10	250	Sr.	Durham, NC
Justin Heller	G	6-2	180	So.	Boca Raton, FL
Tonye Jekiri	C	6-11	220	Fr.	Hialeah, FL
Reggie Johnson	C	6-10	292	Sr.	Winston-Salem, NC
Kenny Kadji	F/C	6-11	242	Sr.	Douala, Cameroon
Shane Larkin	G	5-11	176	So.	Orlando, FL
Trey McKinney Jones	G	6-5	220	Sr.	Milwaukee, WI
Durand Scott	G	6-5	203	Sr.	The Bronx, NY
Steve Sorenson	G	6-0	151	Fr.	Dallas, TX
Erik Swoope	F	6-6	233	Jr.	Lake Elsinore, CA

## MARYLAND

Saturday, February 23 at College Park, MD (12:00 PM)

### Quick Facts

Location	College Park, MD
Enrollment	37,641
President	Dr. Wallace D. Loh
Athletic Director	Kevin Anderson
Nickname	Terrapins
Colors	Red, White, Black & Gold
Conference	Atlantic Coast
Home Court	Comcast Center
Press Row Phone	(301) 314-8624
SID Contact	Zack Bolno
SID Email	zbolno@umd.edu
Head Coach	Mark Turgeon
Record at Miami	17-15 (1 Season)
Overall Record	267-174 (14 Seasons)
Assistant Coaches	Dalonte Hill, Bino Ranson, Scott Spinelli
Starters Returning/Lost	2/3
Letterwinners Returning/Lost	6/9
2011-2012 Overall/Conference Record	17-15/6-10
Athletic Website	www.UMterps.com

### Roster

Name	Pos.	Ht.	Wt.	Yr.	Hometown
Seth Allen	G	6-1	190	Fr.	Woodbridge, VA
Logan Aronhalt	G	6-3	210	*Sr.	Zanesville, OH
John Auslander	F	6-7	225	Jr.	Herndon, VA
Spencer Barks	F	6-9	225	So.	Poolesville, MD
Sam Cassell, Jr.	G	6-4	170	Fr.	Baltimore, MD
Shaquille Cleare	C	6-9	270	Fr.	Andros, Bahamas
Nick Faust	G	6-6	175	So.	Baltimore, MD
Pe'Shon Howard	G	6-3	195	Jr.	Los Angeles, CA
Jake Layman	G/F	6-8	190	Fr.	Wrentham, MA
Alex Len	C	7-1	225	So.	Antrastit, Ukraine
Conner Lipinski	G	5-10	155	Fr.	Gambrills, MD
Charles Mitchell	F	6-8	260	Fr.	Marietta, GA
James Padgett	F	6-8	225	Sr.	Brooklyn, NY
Evan Smotrycz	F	6-9	235	*So.	Reading, MA
Dezmine Wells	G/F	6-5	215	So.	Raleigh, NC

## NORTH CAROLINA

Thursday, February 28 at Clemson, SC (7:00 PM)

### Quick Facts

Location	Chapel Hill, NC
Enrollment	18,430
Chancellor	TBA
Athletic Director	Bubba Cunningham
Nickname	Tar Heels
Colors	Carolina Blue & White
Conference	Atlantic Coast
Home Court	Dean E. Smith Center
Press Row Phone	(919) 962-8815
SID Contact	Steve Kirschner
SID Email	stevekirschner@unc.edu
Head Coach	Roy Williams
Record at Miami	257-68 (9 Seasons)
Overall Record	675-169 (24 Seasons)
Assistant Coaches	Steve Robinson, C.B. McGrath, Hubert Davis
Starters Returning/Lost	1/4
Letterwinners Returning/Lost	7/9
2011-2012 Overall/Conference Record	32-6/14-2
Athletic Website	www.GoHeels.com

### Roster

Name	Pos.	Ht.	Wt.	Yr.	Hometown
Reggie Bullock	G	6-7	205	Jr.	Kinston, NC
Luke Davis	G	6-0	172	So.	Raleigh, NC
P.J. Hairston	G	6-5	220	So.	Greensboro, NC
Desmond Hubert	F	6-9	220	So.	Cream Ridge, NJ
Joel James	F	6-10	260	Fr.	West Palm Beach, FL
Brice Johnson	F	6-9	187	Fr.	Orangeburg, SC
James Michael McAdoo	F	6-9	230	So.	Norfolk, VA
Leslie McDonald	G	6-5	215	Jr.	Memphis, TN
Marcus Paige	G	6-5	157	Fr.	Marion, IA
Jackson Simmons	F	6-7	220	So.	Webster, NC
J.P. Tokoto	F	6-5	185	Fr.	Menomonee Falls, WI





# THIS IS TIGER BASKETBALL



**ELDEN CAMPBELL RETURNED TO CLEMSON IN FEBRUARY OF 2012 AND WAS HONORED AS A MEMBER OF THE SCHOOL'S 100TH ANNIVERSARY ALL-TIME TEAM.**



# VICKERY HALL

- OVERVIEW
- PLAYERS
- STAFF
- TRADITION**
- REVIEW
- RECORDS



Since its inception in 1991, the Student-Athlete Enrichment Programs have provided Clemson student-athletes a continued commitment to excellence. Our approach is to address the total student-athlete, and we are committed to coaching our student-athletes to success in the academic, personal growth, career, and community service arenas.

As an original member of the NCAA CHAMPS/Life Skills Program, we provide opportunities and services to address the changing needs and skills of student-athletes during college and after graduation. This program was selected for the FBS Athletic Director's Association "Program of Excellence" Award, a lifetime award recognizing CHAMPS/Life Skills excellence.

Clemson's commitment to provide its student-athletes with the best facilities is evident in many ways. From the soaring upper decks of Memorial Stadium and the beautiful WestZone, to the "New Littlejohn Coliseum," to the state-of-the-art strength training facility, young men and women from all of Clemson's intercollegiate varsity sports have the best in facilities for both training and competition.

The Student-Athlete Enrichment Programs are housed in Vickery Hall, located in the center of campus. The \$3-million structure is as impressive aesthetically as other athletic facilities. But the importance of Vickery Hall to our student-athletes

is not found in the structure itself, but in the many programs that the building houses.

Vickery Hall, located in the heart of Clemson's campus, opened its doors in 1991 as the first facility in the country constructed solely to provide academic support to student-athletes. The two-story, 27,000 square-foot building is open all day and into the evening hours to accommodate Clemson student-athletes' extended schedules.

Vickery Hall programs are dedicated to providing a holistic, educational experience by inspiring an environment of respect, integrity, and excellence. Through these services, Vickery Hall and the staff guides and encourages each individual to reach his or her full potential as a student, athlete, and citizen.

Vickery Hall is certified (as one of only 19 programs in the country to date) by the National Association of Academic Advisors for Athletics. The tutor and mentor programs are among only three athletic academic programs in the country certified at the highest level by the College Reading & Learning Association.

### Academic Commitment

Clemson student-athletes posted a school-record 2.99 GPA for the 2012 spring semester according to data released by the Office of Institutional Research & Planning. Clemson's 15 athletic programs had

## Basketball Academic Advising



**Leslie Moreland-Bishop**  
Imorel@clemson.edu

Leslie Moreland-Bishop is in her sixth season as the academic advisor for the men's basketball team. She is in her 12th year as a member of the Vickery Hall staff.

Moreland-Bishop came to Clemson in 2001 as the director of career services for student-athletes. She also worked as the academic advisor for the athletic department managers and athletic trainers from 2001-04. In 2004, Moreland-Bishop began working with the women's basketball program. She joined the men's basketball support staff in 2007. In the fall of 2011, the men's team set a semester record with a 3.13 GPA. In addition, 18 men's players have graduated since 2006.

Moreland-Bishop is a former student-athlete at the Division III level. She was a second-team all-conference performer in field hockey for Wittenberg University in Ohio. She helped the Tigers to three conference championships and three NCAA Tournament appearances during her time with the program. She also played softball and was a team captain for two seasons.

She worked as an assistant coach with the field hockey team at University of the Pacific in Stockton, CA from 1999-00. She also spent time as a experiential learning advisor at Pacific in 2001.

Moreland-Bishop earned her undergraduate degree in psychology from Wittenberg University in 1999. She earned a master's degree in educational counseling and psychology from Pacific in 2000.

In 2009, she earned a Ph.D. from Clemson in parks, recreation, & tourism management. Her dissertation was titled "The Impact of Transition out of Intercollegiate Athletics."

Moreland-Bishop, a native of Darnestown, MD, is married to David Bishop of Florence, SC. The couple has a son, Drake.

2012-13 MEN'S BASKETBALL GUIDE



**Rebecca Bowman**  
Associate Athletic Director,  
Athletic Academic Services



**Audrey Branch**  
Special Projects  
Coordinator



**Brooke Buffington**  
Assistant Director,  
Athletic Academic Services



**Jeff Carey**  
Learning Specialist



**Wayne Coffman**  
Associate Director,  
Athletic Academic Services



**Steve Coleman**  
Technical Consultant



**Karen Countryman**  
Administrative Assistant



**Raeneeva Davis**  
Learning Specialist



**Maria Herbst**  
Learning Specialist,  
Coordinator



**Priscilla Kanet**  
Associate Director,  
Athletic Academic Services



**Matt Lombardi**  
Assistant Director,  
Athletic Academic Services



**Yashica Martin**  
Associate Director,  
Athletic Academic Services



**Sam Plonk**  
Learning Specialist



**Ginty Porter**  
Associate Director,  
Athletic Academic Services



**Lindsey Ricketts**  
Assistant Director,  
Athletic Academic Services




**Reggie Simpkins**  
Associate Director,  
Athletic Academic Services






# VICKERY HALL

- OVERVIEW
- PLAYERS
- STAFF
- TRADITION
- REVIEW
- RECORDS



**BRYAN  
NARCISSE**



**TANNER  
SMITH**

228 student-athletes named to the academic honor roll, including 111 on the Dean's List and 43 on the President's List (4.0 GPA).

Seven programs posted at least a 3.0 GPA and four others were at 2.93 or better. It was the first time that 11 of the 15 programs had a GPA of at least 2.93.

Sixty-one student-athletes graduated from Clemson in May of 2012, including basketball seniors Catalin Baciu and Andre Young. The two other seniors, Bryan Narcisse and Tanner Smith, earned their degrees in December of 2011.

The men's basketball team had an outstanding year in the classroom in 2011-12. The team set a record for a semester GPA with a 3.13 figure for the fall of 2011. At year's end, four players were named to the All-ACC Academic Team and four to the ACC Academic Honor Roll.

Clemson's four selections to the All-ACC Academic Team were the most of any league school. Smith was named to the team for a fourth time, one of only two players in Clemson history to earn the honor every year (Shawan Robinson was the other). Young was named for the second time in his career, while freshmen Devin Coleman and T.J. Sapp both earned their first All-ACC Academic awards.

Smith was one of four athletes from Clemson to earn a Weaver-James-Corrigan postgraduate scholarship from the ACC.

### APR Scores

All 19 of Clemson's programs scored above the 925

APR threshold and 16 were above 970 according to data released by the NCAA.

The men's golf team had the highest among the 19 programs with a perfect 1,000 score, the sixth time in the last eight years the program has had a perfect score under Head Coach Larry Penley. Clemson's women's soccer (992), volleyball (989), men's tennis (988), women's cross country (985), and baseball (980) teams also scored at 980 or better.

Clemson Head Coach Brad Brownell has a great reputation when it comes to stressing the importance of academics to his players, a statement best illustrated by his APR scores.

In 10 years as a Division I head coach, Brownell has only had one APR figure lower than 936 and has had five cohorts with perfect scores. He has been above the national APR during all but one cohort.

<i>Brownell's Year-by-Year APR</i>		
<u>Year</u>	<u>School</u>	<u>APR</u>
2003-04	UNC Wilmington	981
2004-05	UNC Wilmington	1000
2005-06	UNC Wilmington	1000
	Wright State	854
2006-07	Wright State	952
2007-08	Wright State	1000
2008-09	Wright State	1000
2009-10	Wright State	936
	Clemson	1000
2011-11	Clemson	953

### Athletic Commitment

Clemson won three ACC Championships in the 2011-12 academic year, one in football and two in women's track & field.

The football team broke a 20-year drought with its conference championship after defeating No. 3 Virginia Tech in the ACC Championship Game. The team finished ranked in the top 25 and had a school-record four wins over top-25 teams.

The women's track & field program swept the ACC indoor and outdoor championships for the third straight year, giving the program six consecutive team titles.

Six programs finished the 2011-12 season with a top-25 ranking. The highest ranked team to end the season was women's track & field, which finished in a tie for fourth at the NCAA Outdoor Championships. The other sports that finished their respective seasons in the top 25 were football, men's golf, rowing, women's tennis, and women's indoor track & field.

While Brownell's team finished 16-15 on the season, the Tigers did manage an 8-8 record during the ACC regular season. It marked the fifth straight season Clemson was .500 or better in conference play, a record streak for the program.

Three Clemson student-athletes, Seth Broster (swimming), Alyssa Kulik (track), and Kim Ruck (track), were recipients of NCAA postgraduate scholarships. The Tiger athletic program had never previously had three award winners in the same academic year.



**CATALIN  
BACIU**




**ANDRE  
YOUNG**

2012-13 MEN'S BASKETBALL GUIDE






# LITTLEJOHN





# COLISEUM



## Littlejohn Coliseum History

- 1968-69 was a building era in college athletics. Littlejohn Coliseum was one of 11 major Division I schools to build a new basketball arena during those two years. Also building a new facility were Alabama, Auburn, Dayton, Houston, Miami, New Mexico State, Notre Dame, South Carolina, Stanford and Utah.
- Original cost was 3.1 million, but the 2003 renovation was 31 million, so just move the decimal.
- Original construction took 22 months.
- First game in facility was November 30, 1968, a 76-72 win over Georgia Tech. First made field goal a jumper by Dave Thomas (not the Wendy's guy). Second game was against LSU and Pete Maravich. Clemson "held" Maravich to 38 points, six under his average that year, but LSU won 86-85. The 500<sup>th</sup> men's basketball game in the facility was against Georgia Tech, in 2001.
- Facility was reopened on January 5, 2003 when Clemson played host to Duke in a nationally televised game on Fox Sports Net. Clemson played eight games in The Civic Center of Anderson in November and December of 2002 while renovation was being finished.
- Original capacity was 10,300, but got to as high as 11,200. Largest crowd was 13,863, an 87-82 overtime victory over No. 1 ranked Duke, the first time in history Clemson defeated the No. 1 ranked team in basketball. Doubleheader that night so there were 9,000 people there for the women's game with Duke.
- Clemson's men also defeated a No. 1 ranked North Carolina team 75-65 on Feb. 18, 2001, ending an 18-game winning streak for the Tar Heels.
- The Tigers defeated No. 4 Duke by a score of 74-47 in 2009, the worst defeat for a Blue Devil team since 1990.
- The facility played host to ESPN weekly show "College GameDay" in 2010, an event that drew over 4,000 fans.



# HUCKABEE



BPI 8000





# ANNEX

## The Huckabee Annex File

The Huckabee Annex was dedicated in April of 2002. The facility was made possible by the \$1 million contribution of an anonymous donor who wished to name the facility in honor of the late Joseph Lavern Huckabee.

A native of Marion, SC, Mr. Huckabee came to Clemson as a student in 1950 and served in the Air Force in the Korean war after his graduation. He was a member of IPTAY for 47 continuous years until his death in 2001 after a bout with cancer. He served on the Clemson Board of Visitors.

Huckabee was honored at a dinner in Clemson in December of 2001. "It is truly an honor for our family to be here to accept this naming opportunity," said Watts Huckabee, who spoke on behalf of the family. "I believe our father and your friend (the donor) chose to live a morally balanced life, focusing on how he could impact other lives with acts of kindness."

The generous gift toward the annex allowed Clemson to construct a modern \$7.5 million facility that serves Clemson's men's and women's program in all facets of their career as a Clemson Tiger.

The facility that was constructed over the tunnel end (South) of Littlejohn Coliseum includes a practice gym. It allows the Tigers to work on their game year-round in a private environment.

Equipment rooms and athletic training rooms are also a part of the facility. The athletic training room includes offices for the men's and women's athletic training staff. It is among the largest basketball-only facilities of its kind in the nation.

The men's basketball locker room is located on the second floor of the Huckabee Annex at Littlejohn Coliseum. The Tigers' locker room is a state-of-the-art area in which the players can study or relax in their time away from the classroom and basketball court. New lockers were added in the summer of 2004, along with new hardwood flooring and wainscoting. Each player locker is marked by a game action shot and jersey number.

The lounge area of the locker room is complete with leather couches, multiple plasma televisions with video game systems, and a pool table. A state-of-the-art audio system with ceiling speakers is also included within the locker room area. Adjacent to the living room area, which also features a kitchen and snack area, is a meeting area that includes another plasma television for watching game tape and white boards for drawing plays.

The team film room is also located on the second floor of the Huckabee Annex, just across from the team locker room. The film room was fitted with orange leather stadium seating for comfort and convenience, as well as a giant 133" diagonal screen with a Sony Cineza high definition projection system and Dolby Digital surround sound.

The strength training facility is also a part of the Huckabee Annex. Located on the third floor of the facility, the nearly 4,000 square foot area is adjacent to the concourse area of the Coliseum.

The third floor of the annex is also the home of Clemson basketball memorabilia area that provides modern documentation of the program's history. It showcases Clemson victories over number-one ranked teams, the 1990 ACC Championship trophy, and a banner area highlighting the program's accomplishments. Plaques honoring the members of Clemson's Athletic Hall of Fame were also recently put on display in the concourse area outside the strength training facility on the third floor.



# FUTURE FACILITY UPGRADES

- OVERVIEW
- PLAYERS
- STAFF
- TRADITION
- REVIEW
- RECORDS

## What are the Enhancement Goals?

- **STRENGTHEN** basketball identity
- **IMPACT** recruiting
- **PROVIDE** excellent practice facilities
- **IMPROVE** player & coach interaction
- **UTILIZE and RESPECT** existing assets



## What is in the new facility blueprint?

- Separate practice facilities for the men's and women's programs, built on the hill that divides the Avenue of Champions from the Lot 5 commuter parking area
- Addition of a court and a half for both men's and women's programs, allowing for more efficient use of practice time
- Offices for the head coach, assistant coaches, director of basketball operations, and support staff located on the second floor
- Larger, more modernized film rooms to aid with opponent scouting and individual player development
- Addition of recruiting room and historical lobby entrance, showing a greater appreciation for Clemson's basketball heritage
- Expanded space for athletic training room in closer proximity to the practice courts
- First floor locker room and second floor conference room to better serve the needs of the coaching staff

## Quoting Head Coach Brad Brownell

*"This kind of facility shows the commitment that Clemson is making to basketball. It's important for recruits to know we're making progress in our program. From a practical standpoint, our student-athletes need to have an environment in which they can get work done 24 hours a day, 365 days a year."*

.....  
• IN 2011, CLEMSON ANNOUNCED A \$50 MILLION PLAN TO UPGRADE ITS ATHLETIC FACILITIES. ENHANCING CLEMSON'S BASKETBALL PRACTICE FACILITIES WAS ONE OF THE DEPARTMENT'S TOP PRIORITIES. FUND RAISING HAS BEGUN FOR THE PROPOSED ADDITION TO LITTLEJOHN COLISEUM, SHOWN BELOW IN THE LATEST RENDERINGS.  
.....





# NATIONAL EXPOSURE

## Clemson's 2012-13 Television Schedule


Date	Day	Opponent	Time	TV
Nov. 22	Thu.	# vs. Gonzaga	9:00 PM	ESPN2
Nov. 23	Fri.	# vs. Oklahoma/UTEP	TBA	ESPN2
Nov. 25	Sun.	# vs. TBA	TBA	ESPN, ESPN2 or ESPNU
<b>Nov. 28</b>	<b>Wed.</b>	<b>^ Purdue</b>	<b>7:15 PM</b>	<b>ESPNU</b>
Dec. 2	Sun.	at South Carolina	12:00 PM	ESPNU
<b>Dec. 8</b>	<b>Sat.</b>	<b>Arizona</b>	<b>8:00 PM</b>	<b>ESPN2</b>
<b>Jan. 5</b>	<b>Sat.</b>	<b>* Florida State</b>	<b>4:00 PM</b>	<b>RSN</b>
Jan. 8	Tue.	* at Duke	7:00 PM	ESPNU
<b>Jan. 12</b>	<b>Sat.</b>	<b>* Virginia</b>	<b>12:00 PM</b>	<b>ACC Network</b>
<b>Jan. 15</b>	<b>Tue.</b>	<b>* Wake Forest</b>	<b>7:00 PM</b>	<b>ESPNU</b>
Jan. 20	Sun.	* at NC State	6:00 PM	ESPNU
Jan. 24	Thu.	* at Florida State	8:00 PM	ACC Network
<b>Jan. 27</b>	<b>Sun.</b>	<b>* Virginia Tech</b>	<b>1:00 PM</b>	<b>ACC Network</b>
<b>Jan. 29</b>	<b>Tue.</b>	<b>* Georgia Tech</b>	<b>7:00 PM</b>	<b>RSN</b>
Feb. 2	Sat.	* at Boston College	12:00 PM	ACC Network
Feb. 7	Thu.	* at Virginia	7:00 PM	ESPN or ESPN2
<b>Feb. 10</b>	<b>Sun.</b>	<b>* NC State</b>	<b>1:00 PM</b>	<b>ACC Network</b>
Feb. 14	Thu.	* at Georgia Tech	7:00 PM	RSN
<b>Feb. 17</b>	<b>Sun.</b>	<b>* Miami</b>	<b>6:00 PM</b>	<b>ESPNU</b>
Feb. 23	Sat.	* at Maryland	12:00 PM	ESPN2
<b>Feb. 28</b>	<b>Thu.</b>	<b>* North Carolina</b>	<b>7:00 PM</b>	<b>ESPN or ESPN2</b>
Mar. 2	Sat.	* at Virginia Tech	8:00 PM	RSN
<b>Mar. 5</b>	<b>Tue.</b>	<b>* Boston College</b>	<b>7:00 PM</b>	<b>RSN</b>
Mar. 9	Sat.	* at Miami	2:30 PM	ACC Network
Mar. 14-17	Thu-Sun.	ACC Tournament (Greensboro, NC)	TBA	TBA

**Note:** All times are Eastern; Home games denoted in **Bold**; \* - ACC regular season game; # - Old Spice Classic (Orlando, FL); ^ - ACC/Big Ten Challenge; RSN - Regional Sports Network (includes Fox Sports South, Fox Sports Florida, Fox Sports Carolinas, Comcast Sports Net, and New England Sports Network)



OVERVIEW  
PLAYERS  
STAFF  
TRADITION  
REVIEW  
RECORDS

— TWENTY-FOUR OF CLEMSON'S 30 GAMES WILL BE TELEVISED IN 2012-13, INCLUDING 13 BY THE ESPN FAMILY OF NETWORKS —



2012-13 MEN'S BASKETBALL GUIDE





# PLAYER DEVELOPMENT

- OVERVIEW
- PLAYERS
- STAFF
- TRADITION
- REVIEW
- RECORDS



JORDAN  
ROPER




ROD  
HALL



DAMARCUS  
HARRISON

T.J.  
SAPP



LANDRY  
NNOKO



K.J.  
MCDANIELS




MILTON  
JENNINGS





# STRENGTH TRAINING

- OVERVIEW
- PLAYERS
- STAFF
- TRADITION
- REVIEW
- RECORDS





OVERVIEW

PLAYERS

STAFF

TRADITION

REVIEW

RECORDS

## Tigers in the NBA - Throughout the Years

### Randy Mahaffey, F

Kentucky Colonels.....	1968-69
New York Nets.....	1969-70
Carolina Cougars.....	1970-71

### Skip Wise, G

San Antonio Spurs.....	1975-76
------------------------	---------

### Tree Rollins, C

Atlanta Hawks.....	1978-88
Cleveland Cavaliers.....	1989-90
Detroit Pistons.....	1990-91
Houston Rockets.....	1991-93
Orlando Magic.....	1993-95

### Larry Nance, F

Phoenix Suns.....	1982-88
Cleveland Cavaliers.....	1988-94

### Horace Grant, F

Chicago Bulls.....	1988-94
Orlando Magic.....	1994-99, 2001-03
Seattle SuperSonics.....	1999-2000
Los Angeles Lakers.....	2000-01, 2003-04

### Devin Gray, F

San Antonio Spurs, Sacramento Kings.....	1996-97
Houston Rockets.....	1999-2000

### Elden Campbell, C

Los Angeles Lakers.....	1990-99
Charlotte/New Orleans Hornets.....	1999-2002
Seattle SuperSonics.....	2002-03
Detroit Pistons.....	2003-05

### Dale Davis, F

Indiana Pacers.....	1991-2000, 2004-05
Portland Trailblazers.....	2000-04
Golden State Warriors.....	2004-05
Detroit Pistons.....	2005-07

### Chris Whitney, G

San Antonio Spurs.....	1993-95
Washington Wizards.....	1995-2002, 2003-04
Denver Nuggets.....	2002-03
Orlando Magic.....	2002-03

### Sharone Wright, C

Philadelphia 76ers.....	1994-95
Toronto Raptors.....	1995-98

### Greg Buckner, G

Dallas Mavericks.....	1999-2002, 2006-07
Philadelphia 76ers.....	2002-04
Denver Nuggets.....	2004-06

Minnesota Timberwolves.....	2007-08
Memphis Grizzlies.....	2008-09

### Harold Jamison, F

Miami Heat.....	1999-2000
Los Angeles Clippers.....	2001-02

### Will Solomon, G

Memphis Grizzlies.....	2001-02
Toronto Raptors, Sacramento Kings.....	2008-09

### Trevor Booker, F

Washington Wizards.....	2010-12
-------------------------	---------

### NBA World Champions

1991.....	Horace Grant, Chicago Bulls
1992.....	Horace Grant, Chicago Bulls
1993.....	Horace Grant, Chicago Bulls
2001.....	Horace Grant, Los Angeles Lakers
2004.....	Elden Campbell, Detroit Pistons

### NBA All-Stars

1968.....	Randy Mahaffey, Kentucky Colonels
1985.....	Larry Nance, Phoenix Suns
1989.....	Larry Nance, Cleveland Cavaliers
1993.....	Larry Nance, Cleveland Cavaliers
1994.....	Horace Grant, Chicago Bulls
2000.....	Dale Davis, Indiana Pacers

### Retired Number

Larry Nance.....	Cleveland Cavaliers, #22
------------------	--------------------------

### All-Time Team

Larry Nance.....	Cleveland Cavaliers (voted 1999)
------------------	----------------------------------

### NBA Slam Dunk Champion

1984.....	Larry Nance, Phoenix Suns
-----------	---------------------------

### Led NBA in Statistical Category

1983.....	Tree Rollins, Atlanta Hawks (Blocked Shots)
-----------	---

### NBA All Rookie Team, Second Team


1995.....	Sharone Wright, Philadelphia 76ers
-----------	------------------------------------

### NBA All Defense, First Team


1984.....	Tree Rollins, Atlanta Hawks
1989.....	Larry Nance, Cleveland Cavaliers

### NBA All Defense, Second Team

1992.....	Larry Nance, Cleveland Cavaliers
1993.....	Larry Nance, Cleveland Cavaliers
1994.....	Horace Grant, Chicago Bulls
1994.....	Horace Grant, Chicago Bulls
1995.....	Horace Grant, Orlando Magic
1996.....	Horace Grant, Orlando Magic



**TREE  
ROLLINS**



**LARRY  
NANCE**



**GREG  
BUCKNER**



**TREVOR  
BOOKER**





# NBA DRAFT HISTORY

## Clemson's NBA Draft History

Year	Player	Rd	Pick	Franchise
1952	John Snee, C	NA	NA	Milwaukee
1958	Ed Brinkley, C	8	57	Minneapolis Lakers
1960	George Krajack, G	18	101	New York Knicks
1964	Jim Brennan, G	9	75	Philadelphia Warriors
1967	Randy Mahaffey, F	2	16	Los Angeles Lakers
	Jim Sutherland, G	14	147	Seattle SuperSonics
1975	Wayne Croft, C	7	113	Kansas City Kings
1977	<b>Tree Rollins, C</b>	<b>1</b>	<b>14</b>	<b>Atlanta Hawks</b>
1978	Stan Rome, F	4	78	Cleveland Cavaliers
1980	Billy Williams, G	2	43	Houston Rockets
	John Campbell, C	3	58	Phoenix Suns
1981	<b>Larry Nance, C</b>	<b>1</b>	<b>20</b>	<b>Phoenix Suns</b>
1982	Horace Wyatt, C	7	138	Atlanta Hawks
1983	Fred Gilliam, F	6	123	Utah Jazz
1984	Murray Jarman, C	3	58	Phoenix Suns
1985	Vincent Hamilton, G	4	74	Indiana Pacers
1986	Glen McCants, C	7	144	Seattle SuperSonics
1987	<b>Horace Grant, C</b>	<b>1</b>	<b>10</b>	<b>Chicago Bulls</b>
	Michael Tait, G	5	101	Seattle SuperSonics
1990	<b>Elden Campbell, C</b>	<b>1</b>	<b>27</b>	<b>Los Angeles Lakers</b>
1991	Dale Davis, F	1	13	Indiana Pacers
1993	Chris Whitney, G	2	47	San Antonio Spurs
1994	<b>Sharone Wright, C</b>	<b>1</b>	<b>6</b>	<b>Philadelphia 76ers</b>
1998	Greg Buckner, G	2	53	Dallas Mavericks
2001	Will Solomon, G	2	33	Vancouver Grizzlies
2010	<b>Trevor Booker, F</b>	<b>1</b>	<b>23</b>	<b>Washington Wizards</b>



**TREVOR BOOKER**

OVERVIEW


PLAYERS

STAFF


TRADITION

REVIEW

RECORDS



**HORACE GRANT**



**ELDEN CAMPBELL**

2012-13 MEN'S BASKETBALL GUIDE





# TRADITION BY POSITION - GUARD

OVERVIEW

BY THE NUMBERS

PLAYERS

**1** Rank of **Will Solomon** among the ACC's scoring leaders in 1999-2000. He averaged 20.9 points per game.

STAFF

**4** Number of years **Demontez Stitt** started on an NCAA Tournament team - the only Clemson player that can make that claim. Stitt scored 1,365 points and added 419 assists in his stellar career from 2007-10.

TRADITION

REVIEW


**184** Number of steals by 2012 All-ACC Defensive Team member **Andre Young** over his career (2008-12). He ranks seventh all-time in Clemson history with that total.

RECORDS

**281** Number of three-point goals made in the career of 2009 senior **K.C. Rivers**. He ranks first on the school's all-time list, and 11th in ACC history for career three-point goals.

**592** Number of field goals in the career of **Terrell McIntyre**. The 5-foot-9 point guard (1995-99) is 10th in Clemson history in the statistical category.

**628** Number of rebounds by former Tiger great **Vincent Hamilton** in his career (1980-85), second-most among any guard in school history.



## Honor Roll • Tiger Guards

### All-American

Billy Williams ..... 1980

### All-Conference

Bill Yarborough ..... 1955-56  
 Vince Yockel ..... 1956, 58  
 Choppy Patterson ..... 1960-61  
 Jim Brennan ..... 1963-64  
 Jim Sutherland ..... 1965, 67  
 Butch Zatezalo ..... 1968-70  
 Skip Wise ..... 1975  
 Billy Williams ..... 1980  
 Vincent Hamilton ..... 1982  
 Chris Whitney ..... 1993  
 Terrell McIntyre ..... 1997-99  
 Will Solomon ..... 2000-01  
 Edward Scott ..... 2002-03  
 Cliff Hammonds ..... 2008  
 K.C. Rivers ..... 2008  
 Demontez Stitt ..... 2011

### All-ACC Tournament

Bill Yarborough ..... 1955  
 Choppy Patterson ..... 1961  
 Jim Brennan ..... 1962  
 Nick Milasnovich ..... 1964  
 Skip Wise ..... 1975  
 Billy Williams ..... 1980  
 Chris Whitney ..... 1993  
 Terrell McIntyre ..... 1998  
 Shawan Robinson ..... 2005  
 Cliff Hammonds ..... 2008  
 K.C. Rivers ..... 2008  
 Demontez Stitt ..... 2011

### All-ACC Defensive Team

Vernon Hamilton ..... 2006  
 Andre Young ..... 2012

### ACC Points Per Game Leaders

Butch Zatezalo ..... 23.0 ..... 1967-68  
 Butch Zatezalo ..... 25.8 ..... 1968-69  
 Terrell McIntyre ..... 17.9 ..... 1998-99  
 Will Solomon ..... 20.9 ..... 1999-2000

### ACC Field Goal Percentage Leader

Vincent Hamilton ..... 58.6 ..... 1981-82

### ACC Free Throw Percentage Leaders

Gary Burnisky ..... 89.8 ..... 1963-64  
 Jim Sutherland ..... 89.7 ..... 1966-67  
 Shawan Robinson ..... 91.3 ..... 2005-06

### ACC Steals Per Game Leader

Vernon Hamilton ..... 2.68 ..... 2005-06

### ACC Assist-to-Turnover Ratio Leader

Andre Young ..... 2.55 ..... 2010-11

### NBA Players

Will Solomon ..... 2001-02, 2008-09  
 Chris Whitney ..... 1993-2004  
 Skip Wise ..... 1975-76





# TRADITION BY POSITION - FORWARD

## BY THE NUMBERS

**1** Number of Clemson players that have earned ACC Rookie-of-the-Year honors. That player was **Greg Buckner**, who in 1995 led the Tigers' scrappy team in points, rebounds, field goal percentage, steals, and blocked shots. Buckner is the No. 1 scoring forward in Clemson history with 1,754 points.

**3** Number of Tiger forwards who have led the ACC in rebounding, including **Dale Davis**. He actually led the conference in rebounding three consecutive years.

**32** Number of starts made last season in the NBA by former Clemson great **Trevor Booker**. He averaged 8.4 points and 6.5 rebounds per game for the Washington Wizards before suffering a season-ending foot injury.

**497** Number of career rebounds by Tiger forward/center **Devin Booker** as he heads into his senior season. He led the Tigers in rebounds per game (7.0) last year as a junior, ranking 11th among ACC players.

**707** Number of rebounds in the career of **Richie Mahaffey** (1966-70). He was one of four Mahaffey brothers to play at Clemson between 1959-70 and collected the most rebounds out of the group. In total, the four combined to grab 2,728 rebounds for the Tigers during that span.



## Honor Roll • Tiger Forwards

### All-American

Dale Davis ..... 1990

### All-Conference

Randy Mahaffey ..... 1965, 67  
 Stan Rome ..... 1977  
 Larry Nance ..... 1981  
 Dale Davis ..... 1989-91  
 Devin Gray ..... 1994  
 Greg Buckner ..... 1997-98  
 Sharrod Ford ..... 2005  
 Trevor Booker ..... 2009-10

### All-ACC Tournament

Randy Mahaffey ..... 1967  
 Stan Rome ..... 1976  
 Larry Nance ..... 1981  
 Dale Davis ..... 1990  
 Greg Buckner ..... 1996  
 Trevor Booker ..... 2008  
 James Mays ..... 2008

### All-ACC Defensive Team

Trevor Booker ..... 2009, 2010

### ACC Rebounds Per Game Leaders

Dale Davis ..... 8.9 ..... 1988-89  
 Dale Davis ..... 11.3 ..... 1989-90  
 Dale Davis ..... 12.1 ..... 1990-91  
 Harold Jamison ..... 9.9 ..... 1998-99  
 Trevor Booker ..... 9.7 ..... 2008-09

### ACC Field Goal Percentage Leaders

Dale Davis ..... 67.0 ..... 1988-89  
 Dale Davis ..... 52.5 ..... 1989-90  
 Devin Gray ..... 57.2 ..... 1993-94  
 Trevor Booker ..... 57.1 ..... 2008-09

### NBA Players

Trevor Booker ..... 2010-11  
 Greg Buckner ..... 1999-2009  
 Dale Davis ..... 1991-2007  
 Sharrod Ford ..... 2005-06  
 Devin Gray ..... 1996-97, 1999-00  
 Harold Jamison ..... 1999-2000, 2001-02  
 Randy Mahaffey ..... 1968-71  
 Larry Nance ..... 1982-94

### First-Round NBA Draft Picks

Larry Nance (20) ..... 1981  
 Dale Davis (13) ..... 1991  
 Trevor Booker (23) ..... 2010

### NBA All-Stars

Randy Mahaffey ..... 1969  
 Larry Nance ..... 1985, 89, 93  
 Dale Davis ..... 2000

### NBA Slam Dunk Champion

Larry Nance ..... 1984

### NBA All-Defensive Team

Larry Nance ..... 1989



OVERVIEW

PLAYERS

STAFF

TRADITION

REVIEW

RECORDS



# TRADITION BY POSITION - CENTER

## OVERVIEW

## BY THE NUMBERS

### PLAYERS

**4** Number of NBA World Championship rings won by **Horace Grant**. He won three with the Chicago Bulls and one with the Los Angeles Lakers. He played in two other NBA Championship series, including 2004 with the Lakers. Grant was also Clemson's only ACC Player of the Year selection (1987).

### STAFF

### TRADITION

### REVIEW

**6** Draft position for Clemson center **Sharone Wright** in 1994. Wright, whose NBA career was cut short due to injury, is the highest overall selection in NBA Draft history for a Clemson player. He was inducted into Clemson's Hall of Fame in 2011.

### RECORDS

**78** Number of blocked shots in 2010-11 by **Jerai Grant**, one of the top 10 single-season figures in Clemson history. He concluded his career with a total of 197 blocks, sixth-most by a Tiger.

**119** Number of blocked shots by center **Tree Rollins** as a sophomore in 1974-75. In four years, Rollins never blocked fewer than 106 shots in a single season. He is Clemson's career leader with 450, and went on to play 18 years in the NBA with 2,542 career blocked shots.

**754** Number of field goals made by **Elden Campbell** over the course of his career at Clemson (1986-90). Campbell is the Tigers' all-time leader in the category and is still Clemson's No. 1 ranked scorer with 1,880 career points.



2012-13 MEN'S BASKETBALL GUIDE

## Honor Roll • Tiger Centers

### All-Americans

Banks McFadden .....	1938
Tree Rollins .....	1977
Horace Grant .....	1987
Elden Campbell .....	1990

### All-Conference

Banks McFadden .....	1938-40
Tree Rollins .....	1975-77
Horace Grant .....	1986-87
Elden Campbell .....	1988-90
Sharone Wright .....	1993-94

### All-ACC Tournament

Murray Jarman .....	1984
Sharone Wright .....	1994

### All-ACC Defensive Team

Jerai Grant .....	2011
-------------------	------

### ACC 50-Year Anniversary Team

Horace Grant .....	1983-87
Tree Rollins .....	1973-77

### ACC Player of the Year

Horace Grant .....	1986-87
--------------------	---------

### ACC Rebounds Per Game Leaders

Tree Rollins .....	11.7	1974-75
Tree Rollins .....	11.7	1976-77
Horace Grant .....	10.5	1985-86
Horace Grant .....	9.6	1986-87
Sharone Wright .....	10.5	1992-93

### ACC Field Goal Percentage Leaders

Horace Grant .....	65.6	1986-87
Elden Campbell .....	62.9	1987-88

### ACC Blocked Shots Per Game Leaders

Tree Rollins .....	3.9	1976-77
Elden Campbell .....	3.1	1987-88
Elden Campbell .....	3.0	1988-89
Elden Campbell .....	2.8	1989-90
Sharone Wright .....	2.3	1991-92
Sharone Wright .....	4.1	1992-93

### NBA Players

Elden Campbell .....	1990-2005
Horace Grant .....	1988-2004
Tree Rollins .....	1978-95
Sharone Wright .....	1994-98

### First-Round NBA Draft Picks

Tree Rollins (14) .....	1977
Horace Grant (10) .....	1987
Elden Campbell (27) .....	1990
Sharone Wright (6) .....	1994

### NBA All-Star

Horace Grant .....	1994
--------------------	------

### NBA World Champions

Horace Grant .....	1991-93, 2001
Elden Campbell .....	2004


### NBA All-Defensive Team

Tree Rollins (1 <sup>st</sup> ) .....	1984
Horace Grant (2 <sup>nd</sup> ) .....	1993, 1994, 1995, 1996





# 2011-12 YEAR IN REVIEW



**THE CLEMSON BENCH ERUPTS WITH JOY  
AFTER THIS THREE-POINTER BY ANDRE YOUNG LIFTED  
THE TIGERS TO AN OVERTIME WIN OVER NC STATE.**



# 2011-12 STATISTICS

## OVERVIEW

### OVERALL STATISTICS (16-15)

PLAYERS	##	Name	Gms	Sts	Min.	Avg.	Field Goals			3-PT			Rebounds				PF	DQ	A	TO	BK	S	Pts.	Avg.			
							FG	FGA	Pct.	FG	FGA	Pct.	OR	DR	TOT	Avg.											
STAFF	11	Young, Andre	31	31	1071	34.5	137	329	.416	66	190	.347	72	87	.828	17	68	85	2.7	40	0	97	41	1	52	412	13.3
TRADITION	05	Smith, Tanner	31	31	1011	32.6	122	267	.457	40	114	.351	62	86	.721	24	133	157	5.1	64	0	128	65	7	52	346	11.2
REVIEW	31	Booker, Devin	31	29	904	29.2	124	270	.459	5	23	.217	74	106	.698	82	135	217	7.0	81	2	39	57	29	27	327	10.5
RECORDS	24	Jennings, Milton	28	23	739	26.4	107	244	.439	16	48	.333	42	71	.592	49	107	156	5.6	77	2	31	66	25	24	272	9.7
	10	Baciu, Catalin	31	5	330	10.6	54	93	.581	0	0	.000	18	31	.581	36	29	65	2.1	38	0	1	26	17	7	126	4.1
	32	McDaniels, K.J.	30	1	304	10.1	44	97	.454	7	25	.280	22	38	.579	34	21	55	1.8	26	0	7	13	20	10	117	3.9
	04	Hall, Rod	31	9	519	16.7	41	93	.441	4	5	.800	31	52	.596	12	27	39	1.3	36	1	34	28	0	14	117	3.8
	01	Sapp, T.J.	30	9	482	16.1	38	122	.311	24	76	.316	7	16	.438	14	34	48	1.6	37	1	22	27	0	22	107	3.6
	15	Coleman, Devin	22	0	219	10.0	23	64	.359	3	21	.143	8	11	.727	3	25	28	1.3	13	0	10	11	1	9	57	2.6
	21	Narcisse, Bryan	31	17	452	14.6	29	77	.377	6	26	.231	16	23	.696	26	39	65	2.1	63	2	19	16	14	14	80	2.6
	22	Sullivan, Bernard	28	0	210	7.5	16	43	.372	0	4	.000	6	13	.462	8	22	30	1.1	24	0	3	14	3	0	38	1.4
	02	Fields, Carson	8	0	9	1.1	1	2	.500	0	0	.000	0	0	.000	0	1	1	0.1	0	0	1	0	0	0	2	0.3
	TM TEAM.....															40	32	72	2.3			11				0	
	Total.....		31				736	1701	.433	171	532	.321	358	534	.670	345	673	1018	32.8	499	8	392	375	117	231	2001	64.5
	Opponents.....		31				683	1585	.431	178	495	.360	336	478	.703	293	701	994	32.1	506	-	354	451	84	184	1880	60.6

Deadball Rebounds: Clemson 98, Opponents 73

### ACC REGULAR SEASON STATISTICS (8-8)

PLAYERS	##	Name	Gms	Sts	Min.	Avg.	Field Goals			3-PT			Rebounds				PF	DQ	A	TO	BK	S	Pts.	Avg.			
							FG	FGA	Pct.	FG	FGA	Pct.	OR	DR	TOT	Avg.											
STAFF	11	Young, Andre	16	16	536	33.5	77	179	.430	34	99	.343	31	43	.721	7	28	35	2.2	18	0	44	22	1	29	219	13.7
TRADITION	05	Smith, Tanner	16	16	529	33.1	64	144	.444	22	62	.355	35	48	.729	11	60	71	4.4	33	0	63	32	2	30	185	11.6
REVIEW	24	Jennings, Milton	14	13	389	27.8	60	136	.441	11	33	.333	21	38	.553	27	59	86	6.1	45	2	15	30	12	13	152	10.9
RECORDS	31	Booker, Devin	16	14	459	28.7	61	139	.439	2	11	.182	41	56	.732	42	70	112	7.0	43	1	23	27	16	18	165	10.3
	32	McDaniels, K.J.	15	1	165	11.0	29	55	.527	2	11	.182	13	25	.520	24	10	34	2.3	13	0	6	8	10	8	73	4.9
	10	Baciu, Catalin	16	3	218	13.6	31	55	.564	0	0	.000	10	17	.588	21	19	40	2.5	21	0	1	15	11	6	72	4.5
	04	Hall, Rod	16	0	210	13.1	18	37	.486	0	0	.000	14	24	.583	3	17	20	1.3	12	0	12	15	0	8	50	3.1
	15	Coleman, Devin	13	0	166	12.8	16	49	.327	2	13	.154	6	9	.667	3	20	23	1.8	11	0	8	6	1	8	40	3.1
	21	Narcisse, Bryan	16	12	249	15.6	12	36	.333	4	15	.267	10	11	.909	10	14	24	1.5	33	1	10	5	3	11	38	2.4
	01	Sapp, T.J.	16	5	203	12.7	8	48	.167	6	30	.200	5	7	.714	6	10	16	1.0	14	0	9	11	0	10	27	1.7
	22	Sullivan, Bernard	15	0	98	6.5	9	18	.500	0	2	.000	5	9	.556	4	9	13	0.9	13	0	1	5	0	0	23	1.5
	02	Fields, Carson	3	0	3	1.0	1	1	1.000	0	0	.000	0	0	.000	0	0	0	0.0	0	0	0	0	0	0	2	0.7
	TM TEAM.....															18	17	35	2.2			3				0	
	Total.....		16				386	897	.430	83	276	.301	191	287	.666	176	333	509	31.8	256	4	192	179	56	141	1046	65.4
	Opponents.....		16				369	820	.450	99	263	.376	170	247	.688	160	379	539	33.7	267	-	198	243	52	88	1007	62.9

Deadball Rebounds: Clemson 57, Opponents 30

### INDIVIDUAL CAREER STATISTICS

PLAYERS	##	Name	Gms	Sts	Min.	Avg.	Field Goals			3-PT			Rebounds				PF	DQ	A	TO	BK	S	Pts.	Avg.			
							FG	FGA	Pct.	FG	FGA	Pct.	OR	DR	TOT	Avg.											
STAFF	1	Sapp, T.J.	30	9	482	16.1	38	122	.311	24	76	.316	7	16	.438	14	34	48	1.6	37	1	22	27	0	22	107	3.6
TRADITION	2	Fields, Carson	8	0	9	1.1	1	2	.500	0	0	.000	0	0	.000	0	1	1	0.1	0	0	1	0	0	0	2	0.3
REVIEW	4	Hall, Rod	31	9	519	16.7	41	93	.441	4	5	.800	31	52	.596	12	27	39	1.3	36	1	34	28	0	14	117	3.8
RECORDS	5	Smith, Tanner	127	93	3167	24.9	333	777	.429	111	340	.326	209	288	.726	96	363	459	3.6	258	2	320	227	34	159	986	7.8
	10	Baciu, Catalin	75	5	493	6.6	79	145	.545	0	0	.000	26	52	.500	55	72	127	1.7	63	0	7	36	23	14	184	2.5
	11	Young, Andre	129	67	3489	27.0	406	1004	.404	236	629	.375	175	227	.771	62	206	268	2.1	176	1	342	163	4	184	1223	9.5
	15	Coleman, Devin	22	0	219	10.0	23	64	.359	3	21	.143	8	11	.727	3	25	28	1.3	13	0	10	11	1	9	57	2.6
	21	Narcisse, Bryan	102	23	1068	10.5	90	194	.464	17	60	.283	45	75	.600	60	91	151	1.5	138	4	39	55	35	37	242	2.4
	22	Sullivan, Bernard	28	0	210	7.5	16	43	.372	0	4	.000	6	13	.462	8	22	30	1.1	24	0	3	14	3	0	38	1.4
	24	Jennings, Milton	94	27	1779	18.9	245	590	.415	46	165	.279	121	178	.680	141	277	418	4.4	200	5	65	157	47	59	657	7.0
	31	Booker, Devin	97	63	2101	21.7	286	605	.473	20	69	.290	156	230	.678	174	323	497	5.1	220	4	73	140	48	61	748	7.7
	32	McDaniels, K.J.	30	1	304	10.1	44	97	.454	7	25	.280	22	38	.579	34	21	55	1.8	26	0	7	13	20	10	117	3.9

### MISCELLANEOUS STATISTICS

**Dunks:** (104) Booker 47, McDaniels 20, Jennings 11, Baciu 8, Smith 7, Narcisse 6, Sullivan 2, Coleman 1, Hall 1, Sapp 1

**Charges Taken:** (24) Smith 7, Sapp 4, Jennings 3, Sullivan 3, Young 3, Booker 1, Hall 1, McDaniels 1, Narcisse 1

**20-Point Games:** (7) Smith 3, Young 2, Booker 1, Jennings 1

**Double-Doubles:** (6) Booker 5, Jennings 1

**Double Figure Scoring:** (83) Young 24, Smith 17, Booker 14, Jennings 13, McDaniels 5, Sapp 4, Hall 2, Baciu 2, Coleman 1, Narcisse 1

**Double Figure Rebounding:** (13) Booker 7, Jennings 3, Smith 2, Narcisse 1

**Points Scored Last Five Minutes in Games Decided by 10 or Less or OT:** Smith 53, Young 39, Booker 39, Jennings 31, McDaniels 16, Hall 9, Sapp 5, Coleman 3, Sullivan 3, Narcisse 3

**Led Clemson in Scoring:** Young 14, Smith 7, Booker 5, Jennings 4, McDaniels 3, Coleman 1

**Led Clemson in Rebounding:** Booker 18, Jennings 8, Smith 7, McDaniels 1, Narcisse 1, Young 1

**Led Clemson in Assists:** Smith 22, Young 10, Coleman 1, Hall 1, Sapp 1

**Consecutive Field Goals Made:** 9 by Catalin Baciu vs. Iowa (last 4), 11/29/11 through South Carolina (4-4), 12/4/11, & Arizona (first 1), 12/10/11

**Consecutive Points Scored:** 15 by Andre Young vs. Georgia Tech, 1/21/12

**Consecutive Free Throws Made:** 28 by Andre Young from Alabama State, 12/19/11, through Florida State (first 10), 1/7/12

**Consecutive Three-Pointers Made:** 5 by Andre Young vs. Iowa, 11/29/11

**Largest Lead/Deficit:** +33 (66-33) vs. The Citadel, 11/16/11; -22 (52-74) vs. North Carolina, 2/18/12

**Largest Halftime Deficit:** -15 (24-39) vs. College of Charleston, 11/19/11



# 2011-12 RESULTS & LEADERS

16-15 Overall, 8-8 ACC, 8-6 Non-Conference, 11-5 Home, 4-8 Away, 1-2 Neutral

Date	Site	W-L	Score	Opponent (AP/USA)	Time/Attend.	Notes
11-11	H	W	65-44	Gardner-Webb	6,000	Young leads with 19 pts, Smith adds 14 rebs; Tigers yield just 15 second-half pts
11-16	A	W	73-50	The Citadel	5,186	Tigers hold Bulldogs to 30% FG shooting; Booker leads with 14 pts
11-19	H	L	69-72	College of Charleston	6,325	Comeback from 16 down falls just short; Booker posts double-double (16p, 14r)
11-22	H	L	59-60	Coastal Carolina	6,211	Young's 20-point effort not enough as Coastal hits a putback at the buzzer
11-25	H	W	59-49	Furman	7,126	Jennings' double-double (22p, 14r) lifts Tigers to 28th straight win over Furman
11-29	A	W	71-55	Iowa	10,449	Tigers hit season-high 11-of-21 from three; Young leads with 19 pts
12-4	H	L	55-58	South Carolina	7,238	Tigers score just 20 points in second half as Gamecocks rally from 10 down
12-10	A	L	47-63	Arizona	12,790	Young's 17 pts not enough as Clemson scores just 16 pts in first half
12-17	H	W	60-40	Winthrop	7,584	Smith ties career-high with 17 pts, Tigers shoot 50% for the contest
12-19	H	W	70-45	Alabama State	7,127	Booker, Jennings post double figures together for just third time all year
12-22	N1	L	48-61	vs. UTEP	6,751	Tigers shoot just 30% from field, McDaniels leads team in scoring with 13 pts
12-23	N1	W	83-75 (OT)	vs. Southern Illinois	6,676	Smith pours in career-high 26 pts; Tigers overcome eight-pt deficit with 4:27 left
12-25	A1	L	68-75	Hawaii	6,227	Hawaii shoots 60% in second half, rebound Tigers 37-29 for the game
1-1	H	W	65-58	East Tennessee State	6,287	Booker's career-high 22 pts leads Tigers to comeback win from nine down in 2nd
1-7	H	W	79-59	Florida State	8,026	Clemson shoots 49% against one of nation's top FG% defenses; Young scores 18
1-12	A	L	57-59	Boston College	3,829	Young, Sapp with double figures as Tigers suffer scoring drought in final minutes
1-15	H	L	66-73	Duke (6/8)	10,000	Booker's double-double, Jennings' 16 pts not enough as Duke uses 15-2 run in first half
1-18	A	L	73-76	Miami	4,420	Smith scores 23 points but Miami shoots 52% on FGs, 93% on FTs
1-21	H	W	64-62	Georgia Tech	9,135	Young pours in career-high 29 points and hits 7-of-9 from three-point range
1-28	H	W	71-60	Wake Forest	8,134	Tigers hit 13 of last 20 shots in first half to overcome deficit; Young leads with 19
1-31	A	L	61-65	Virginia (16/18)	10,919	Clemson scores 61 against nation's No. 2 scoring defense; Booker posts 16 pts
2-4	A	L	65-67	Virginia Tech	9,426	McDaniels posts 14 pts, 5 rebs & 5 blks; Tigers nearly rally from 17 pts down
2-7	H	L	62-64	Maryland	7,321	Another late rally falls short; Young leads with 15 pts, Booker posts double-double
2-11	A	W	78-58	Wake Forest	10,076	Clemson bags first win at Wake Forest since 1990; Smith 8-for-9 for 20 total pts
2-14	H	W	60-48	Virginia (22/22)	10,000	Tigers outscore Cavs by 12 in second half, shoot 54% after the break
2-18	A	L	52-74	North Carolina (8/7)	21,750	Clemson outrebounded by 13, shoot just 37%; Young leads Tigers with 13 pts
2-21	A	W	56-37	Georgia Tech	5,412	Tigers hold Tech to fewest points by opponent in an ACC regular season game
2-25	H	W	72-69 (OT)	NC State	10,000	Smith sends game to OT with two FTs, Young wins game with two late 3s in OT
3-1	H	W	58-56	Virginia Tech	8,735	Tigers overcome early 10-pt deficit; Smith FTs at 2:41 provide winning margin
3-4	A	L	72-80	Florida State (22/22)	8,421	'Noles 49 first-half pts too much to overcome; McDaniels provides 16 pts, 8 rebs
3-8	N2	L	63-68	Virginia Tech	19,520	Hokies overcome five-point halftime deficit; Coleman scores team-high 15 pts

N1 - Diamond Head Classic (Honolulu, HI); N2 - ACC Tournament (Atlanta, GA)

Home Attendance: 125,249 (16)      Average: 7,828  
 Total Attendance: 267,101 (31)      Average: 8,616

## Individual Leaders

Opponent	Top Scorer	Top Rebounder	Assists	Blocks	Steals
Gardner-Webb	Young (19)	Smith (14)	Smith (8)	Jennings, Smith (2)	Smith (5)
at The Citadel	Booker (14)	Smith (7)	Smith, Young (4)	Narcisse (3)	Sapp (3)
College of Charleston	Booker (16)	Booker (14)	Young (9)	Booker (2)	Smith, Young (2)
Coastal Carolina	Young (20)	Smith (7)	Young (4)	Booker, Narcisse (1)	Young (3)
Furman	Jennings (22)	Jennings (14)	Smith (5)	Narcisse (2)	Jennings, Young (2)
at Iowa	Young (19)	Smith (14)	Smith (8)	Narcisse (2)	Young (2)
South Carolina	Smith (12)	Booker (9)	Smith (5)	Baciu (1)	Booker, Sapp, Smith (1)
at Arizona	Young (17)	Jennings (7)	Smith (3)	Baciu, McDaniels (1)	Young (2)
Winthrop	Smith (17)	Booker (7)	Smith (5)	Smith (2)	5 players with (1)
Alabama State	Booker (13)	Booker (8)	Young (5)	McDaniels (2)	Booker (3)
#vs. UTEP	McDaniels (13)	Booker (5)	Smith, Young (2)	McDaniels (2)	Smith (3)
#vs. Southern Illinois	Smith (26)	Narcisse (12)	Smith (3)	Jennings (1)	Smith (3)
#at Hawaii	Young (14)	Booker (7)	Smith (5)	Booker, McDaniels (2)	Young (3)
East Tennessee State	Booker (22)	Young (8)	Young (7)	Booker (4)	Jennings, Sapp, Smith (3)
Florida State	Young (18)	Jennings (8)	Hall, Smith (4)	Baciu, Jennings (2)	Hall, Young (3)
at Boston College	Young (12)	Jennings (12)	Young (3)	4 players with (1)	Smith (4)
Duke	Jennings (16)	Booker (13)	Young (5)	Jennings, Young (1)	Jennings, Smith, Young (2)
at Miami	Smith (23)	Booker, McDaniels (5)	Smith (5)	Jennings (2)	Young (4)
Georgia Tech	Young (29)	Booker, Smith (6)	Smith (5)	Baciu, Jennings, Smith (1)	Smith (4)
Wake Forest	Young (19)	Booker (7)	Young (5)	Booker (3)	Smith (4)
at Virginia	Booker (16)	Smith (4)	Sapp (5)	Baciu (1)	Young (2)
at Virginia Tech	McDaniels, Young (14)	Booker (11)	Young (3)	McDaniels (5)	Coleman, Smith (1)
Maryland	Young (15)	Booker (12)	Smith (5)	Booker (4)	Young (3)
at Wake Forest	Smith (20)	Booker (7)	Smith (5)	Booker (2)	Booker, Sapp, Smith (2)
Virginia	Smith, Young (13)	Jennings (8)	Smith (4)	Booker (2)	Smith (4)
at North Carolina	Young (13)	Booker (9)	Smith (4)	Baciu, Booker, Jennings (1)	Jennings (2)
at Georgia Tech	Jennings (15)	Booker, Smith (6)	Smith (6)	Jennings (1)	Booker, Smith (3)
NC State	Jennings (17)	Booker (10)	Smith (5)	Booker, Jennings (1)	Young (3)
Virginia Tech	Smith (14)	Jennings (12)	Smith (4)	Baciu (2)	Coleman (3)
at Florida State	McDaniels, Young (16)	Booker (10)	Coleman, Smith, Young (2)	McDaniels (2)	McDaniels (4)
^vs. Virginia Tech	Coleman (15)	Booker (8)	Smith (6)	Jennings (2)	Coleman, Smith (1)

# - Diamond Head Classic (Honolulu, HI); ^ - ACC Tournament (Atlanta, GA)

OVERVIEW  
PLAYERS  
STAFF  
TRADITION  
REVIEW  
RECORDS

2012-13 MEN'S BASKETBALL GUIDE



# 2011-12 GAME-BY-GAME STATISTICS

	Opponent	Score	By Periods	FGM-A-Pct.	3FGM-A-Pct.	FTM-A-Pct.	Reb (O-D)	PF-DQ	A	TO	BS	S	1H-FG%	2H-FG%	Bench
OVERVIEW	H-Gardner-Webb	44	29-15	14-45-.311	5-16-.313	11-12-.917	23 (6-17)	15-0	8	18	0	9	.375	.238	9
PLAYERS	Clemson (1-0)	65	29-36	25-46-.543	7-15-.467	8-12-.667	32 (6-26)	14-0	17	18	7	9	.524	.560	11
STAFF	A-The Citadel	50	21-29	19-63-.302	5-19-.263	7-13-.538	38 (16-22)	18-0	7	16	0	9	.308	.297	13
	Clemson (2-0)	73	39-34	29-54-.537	4-9-.444	11-22-.500	40 (10-30)	19-0	14	16	11	6	.548	.522	23
TRADITION	H-College of Charleston	72	39-33	30-57-.526	5-17-.294	7-14-.500	32 (11-21)	8-0	12	11	2	6	.515	.542	12
	Clemson (2-1)	69	24-45	28-64-.438	6-22-.273	7-9-.778	35 (16-19)	15-0	13	9	3	6	.367	.500	13
REVIEW	H-Coastal Carolina	60	25-35	22-46-.478	4-9-.444	12-15-.800	29 (7-22)	17-0	12	13	1	6	.333	.636	6
RECORDS	Clemson (2-2)	59	33-26	23-57-.404	5-19-.263	8-13-.615	34 (15-19)	16-0	12	12	2	7	.400	.407	11
	H-Furman	49	24-25	17-41-.415	5-14-.357	10-16-.625	25 (6-19)	19-1	8	15	1	4	.474	.364	11
	Clemson (3-2)	59	24-35	20-48-.417	4-13-.308	15-20-.750	32 (11-21)	16-1	11	10	4	6	.375	.458	2
	A-Iowa	55	20-35	16-56-.286	3-11-.273	20-22-.909	27 (8-19)	11-1	5	10	3	8	.233	.346	29
	Clemson (4-2)	71	34-37	28-54-.519	11-21-.524	4-7-.571	42 (8-34)	21-0	20	19	3	2	.481	.556	27
	H-South Carolina	58	28-30	21-50-.420	5-15-.333	11-17-.647	33 (10-23)	16-0	8	8	5	6	.462	.375	20
	Clemson (4-3)	55	35-20	19-50-.380	5-18-.278	12-16-.750	33 (11-22)	15-1	13	11	1	3	.462	.292	16
	A-Arizona	63	29-34	25-49-.510	5-15-.333	8-14-.571	34 (7-27)	11-0	14	13	5	7	.435	.577	17
	Clemson (4-4)	47	16-31	19-60-.317	4-19-.211	5-5-1.000	30 (11-19)	18-0	9	12	2	5	.229	.440	15
	H-Winthrop	40	24-16	15-47-.319	3-15-.200	7-10-.700	25 (9-16)	18-0	5	13	1	5	.385	.238	13
	Clemson (5-4)	60	31-29	21-42-.500	7-14-.500	11-19-.579	32 (8-24)	16-0	15	12	4	5	.458	.556	11
	H-Alabama State	45	21-24	17-52-.327	6-17-.353	5-9-.556	27 (10-17)	20-1	11	16	2	5	.296	.360	15
	Clemson (6-4)	70	36-34	24-48-.500	4-14-.286	18-25-.720	40 (12-28)	14-0	16	16	5	8	.519	.476	31
	N-UTEP	61	24-37	22-43-.512	7-20-.350	10-12-.833	29 (4-25)	15-0	13	16	2	4	.556	.480	16
	Clemson (6-5)	48	24-24	17-56-.304	3-21-.143	11-16-.688	30 (16-14)	14-0	6	11	2	7	.321	.286	24
	N-Southern Illinois	75	31-31-13	28-66-.424	8-18-.444	11-15-.733	35 (11-24)	26-1	15	16	4	9	.444	.414	20
	Clemson (7-5)	83	24-38-21	26-61-.426	5-15-.333	26-34-.765	41 (14-27)	17-1	11	15	1	6	.308	.484	5
	A-Hawaii	75	31-44	26-53-.491	7-15-.467	16-19-.842	37 (10-27)	13-1	17	12	2	6	.393	.600	18
	Clemson (7-6)	68	34-34	26-64-.406	8-16-.500	8-12-.667	29 (13-16)	19-1	13	7	6	4	.452	.364	25
	H-East Tennessee State	58	32-26	20-44-.455	4-8-.500	14-23-.609	30 (7-23)	19-0	9	20	3	7	.478	.429	5
	Clemson (8-6)	65	28-37	22-50-.440	7-18-.389	14-22-.636	30 (9-21)	16-0	18	16	8	14	.370	.522	2
	H-Florida State	59	22-37	22-62-.355	5-19-.263	10-13-.769	34 (16-18)	24-1	10	16	1	9	.308	.389	27
	Clemson (9-6)	79	36-43	24-49-.490	3-14-.214	28-33-.848	35 (9-26)	17-0	14	12	5	8	.414	.600	28
	A-Boston College	59	26-33	20-40-.500	8-19-.421	11-20-.550	24 (1-23)	15-0	12	16	2	3	.409	.611	6
	Clemson (9-7)	57	28-29	20-51-.392	5-19-.263	12-19-.632	33 (10-23)	18-0	7	14	4	10	.423	.360	7
	H-Duke	73	32-41	25-57-.439	8-23-.348	15-18-.833	39 (13-26)	15-0	9	17	4	5	.414	.464	30
	Clemson (9-8)	66	28-38	26-66-.394	4-16-.250	10-20-.500	40 (18-22)	19-1	13	12	2	9	.364	.424	15
	A-Miami	76	42-34	27-52-.519	9-20-.450	13-14-.929	30 (7-23)	16-1	19	14	3	10	.571	.458	17
	Clemson (9-9)	73	39-34	27-57-.474	6-20-.300	13-20-.650	26 (9-17)	13-0	12	11	5	10	.481	.467	24
	H-Georgia Tech	62	19-43	21-48-.438	9-18-.500	11-21-.524	37 (14-23)	19-0	8	22	1	5	.333	.500	34
	Clemson (10-9)	64	34-30	22-47-.468	8-17-.471	12-20-.600	26 (6-20)	19-0	10	14	3	9	.448	.500	17
	H-Wake Forest	60	29-31	22-54-.407	3-10-.300	13-19-.684	41 (14-27)	18-1	13	15	5	4	.462	.357	11
	Clemson (11-9)	71	36-35	25-60-.417	6-15-.400	15-22-.682	35 (13-22)	18-0	16	8	7	10	.400	.440	7
	A-Virginia	65	26-39	24-43-.558	6-14-.429	11-15-.733	34 (7-27)	12-0	15	11	5	3	.500	.632	6
	Clemson (11-10)	61	30-31	22-54-.407	8-21-.381	9-11-.818	19 (6-13)	13-0	12	4	1	5	.480	.345	14
	A-Virginia Tech	67	42-25	24-58-.414	6-20-.300	13-15-.867	34 (14-20)	19-1	12	9	4	4	.457	.348	16
	Clemson (11-11)	65	28-37	25-66-.379	2-17-.118	13-19-.684	43 (22-21)	15-0	9	10	6	2	.323	.429	16
	H-Maryland	64	26-38	23-47-.489	8-11-.727	10-17-.588	36 (7-29)	17-0	14	15	2	7	.435	.542	4
	Clemson (11-12)	62	22-40	22-63-.349	7-20-.350	11-19-.579	37 (15-22)	18-1	12	9	7	5	.323	.375	20
	A-Wake Forest	58	36-22	16-43-.372	2-11-.182	24-29-.828	26 (9-17)	15-0	9	15	4	7	.435	.300	10
	Clemson (12-12)	78	42-36	32-55-.582	8-18-.444	6-12-.500	30 (10-20)	22-0	14	12	4	11	.643	.519	19
	H-Virginia	48	24-24	22-44-.500	3-16-.188	1-1-1.000	28 (3-25)	16-0	12	18	1	5	.524	.478	2
	Clemson (13-12)	60	24-36	23-50-.460	5-15-.333	9-13-.692	23 (5-18)	9-0	13	9	2	14	.375	.538	17
	A-North Carolina	74	31-43	31-63-.492	6-14-.429	6-8-.750	39 (11-28)	15-0	19	12	7	7	.412	.586	8
	Clemson (13-13)	52	22-30	18-48-.375	6-17-.353	10-16-.625	26 (5-21)	12-0	10	15	3	7	.321	.450	15
	A-Georgia Tech	37	18-19	15-48-.313	3-17-.176	4-11-.364	33 (15-18)	14-0	5	18	5	5	.400	.250	9
	Clemson (14-13)	56	27-29	23-51-.451	3-13-.231	7-9-.778	31 (10-21)	15-0	11	13	1	8	.407	.500	16
	H-NC State	69	30-32-7	30-60-.500	4-16-.250	5-13-.385	37 (13-24)	20-0	16	13	2	6	.538	.464	7
	Clemson (15-13)	72	34-28-10	25-57-.439	6-20-.300	16-21-.762	32 (10-22)	14-1	16	12	2	9	.448	.391	19
	H-Virginia Tech	56	31-25	21-49-.429	8-16-.500	6-11-.545	30 (6-24)	17-0	11	14	1	5	.480	.375	6
	Clemson (16-13)	58	33-25	22-50-.440	0-10-.000	14-25-.560	36 (11-25)	13-0	13	12	2	13	.444	.435	20
	A-Florida State	80	49-31	26-52-.500	11-19-.579	17-22-.773	37 (10-27)	14-0	14	18	5	3	.640	.370	39
	Clemson (16-14)	72	33-39	30-73-.411	6-24-.250	6-8-.750	37 (17-20)	21-1	10	12	2	11	.394	.425	25
	N-Virginia Tech	68	30-38	22-53-.415	7-23-.304	17-20-.850	31 (11-20)	13-0	12	11	1	5	.433	.391	3
	Clemson (16-15)	63	35-28	23-50-.460	8-22-.364	9-15-.600	29 (9-20)	13-0	12	12	2	2	.538	.375	17





# 2011-12 TEAM & INDIVIDUAL SUPERLATIVES

Category	Clemson Team High	Clemson Team Low
Total Points	83 vs. Southern Illinois, 12/23/11	47 vs. Arizona, 12/10/11
1st Half Points	42 vs. Wake Forest, 2/11/12	16 vs. Arizona, 12/10/11
2nd Half Points	45 vs. College of Charleston, 11/19/11	20 vs. South Carolina, 12/4/11
1st Half Field Goal %	64.3 vs. Wake Forest, 2/11/12	22.9 vs. Arizona, 12/10/11
2nd Half Field Goal %	60.0 vs. Florida State, 1/7/12	28.6 vs. UTEP, 12/22/11
Scoring Margin	+25 vs. Alabama State, 12/19/11	-16 vs. Arizona, 12/10/11
Field Goals Made	32 vs. Wake Forest, 2/11/12	17 vs. UTEP, 12/22/11
Field Goal Attempts	73 vs. Florida State, 3/4/12	42 vs. Winthrop, 12/17/11
Field Goal %	58.2 vs. Wake Forest, 2/11/12	30.4 vs. UTEP, 12/22/11
3-Pointers Made	11 vs. Iowa, 11/29/11	0 vs. Virginia Tech, 3/1/12
3-Point Attempts	24 vs. Florida State, 3/4/12	9 vs. The Citadel, 11/16/11
3-Point % (min. 10 att.)	52.4 vs. Iowa, 11/29/11	0.0 vs. Virginia Tech, 3/1/12
Free Throws Made	28 vs. Florida State, 1/7/12	4 vs. Iowa, 11/29/11
Free Throw Attempts	34 vs. Southern Illinois, 12/23/11	5 vs. Arizona, 12/10/11
Free Throw % (min. 10 att.)	84.8 vs. Florida State, 1/7/12	50.0 vs. The Citadel, 11/16/11; Duke, 1/15/12; Wake Forest, 2/11/12
Rebounds	43 vs. Virginia Tech, 2/4/12	19 vs. Virginia, 1/31/12
Offensive Rebounds	22 vs. Virginia Tech, 2/4/12	5 vs. Virginia, 2/14/12; North Carolina, 2/18/12
Rebound Margin	+15 vs. Iowa, 11/29/11	-15 vs. Virginia, 1/31/12
Assists	20 vs. Iowa, 11/29/11	7 vs. Boston College, 1/12/12
Turnovers	22 vs. Iowa, 11/29/11	4 vs. Virginia, 1/31/12
Blocked Shots	11 vs. The Citadel, 11/16/11	1 vs. many (4), last vs. Georgia Tech, 2/21/12
Steals	14 vs. East Tennessee State, 1/1/12; Virginia, 2/14/12	2 vs. Iowa, 11/29/11; Virginia Tech, 2/4/12; Virginia Tech, 3/8/12
Fouls	22 vs. Wake Forest, 2/11/12	9 vs. Virginia, 2/14/12

Category	Opponent Team High	Opponent Team Low
Total Points	80 by Florida State, 3/4/12	37 by Georgia Tech, 2/21/12
1st Half Points	49 by Florida State, 3/4/12	18 by Georgia Tech, 2/21/12
2nd Half Points	44 by Hawaii, 12/25/11	15 by Gardner-Webb, 11/11/11
1st Half Field Goal %	64.0 by Florida State, 3/4/12	23.3 by Iowa, 11/29/11
2nd Half Field Goal %	63.6 by Coastal Carolina, 11/22/11	23.8 by Gardner-Webb, 11/11/11; Winthrop, 12/17/11
Field Goals Made	31 by North Carolina, 2/18/12	14 by Gardner-Webb, 11/11/11
Field Goal Attempts	66 by Southern Illinois, 12/23/11	40 by Boston College, 1/12/11
Field Goal %	52.6 by College of Charleston, 11/19/11	28.6 by Iowa, 11/29/11
3-Pointers Made	11 by Florida State, 3/4/12	2 by Wake Forest, 2/11/12
3-Point Attempts	23 by Duke, 1/15/12; Virginia Tech, 3/8/12	8 by East Tennessee State, 1/1/12
3-Point % (min. 10 att.)	72.7 by Maryland, 2/7/12	17.6 by Georgia Tech, 2/21/12
Free Throws Made	24 by Wake Forest, 2/11/12	1 by Virginia, 2/14/12
Free Throw Attempts	29 by Wake Forest, 2/11/12	1 by Virginia, 2/14/12
Free Throw % (min. 10 att.)	92.9 by Miami, 1/18/12	36.4 by Georgia Tech, 2/21/12
Rebounds	41 by Wake Forest, 1/28/12	23 by Gardner-Webb, 11/11/11
Offensive Rebounds	16 by The Citadel, 11/16/11; Florida State, 1/7/12	1 by Boston College, 1/12/11
Assists	19 by Miami, 1/18/12; North Carolina, 2/18/12	5 by Iowa, 11/29/11; Winthrop, 12/17/11; Georgia Tech, 2/21/12
Turnovers	22 by Georgia Tech, 1/21/12	8 by South Carolina, 12/4/11
Blocked Shots	7 by North Carolina, 2/18/12	0 by The Citadel, 11/16/11
Steals	10 by Miami, 1/18/12	3 by Virginia, 1/31/12
Fouls	26 by Southern Illinois, 12/23/11	8 by College of Charleston, 11/19/11


Category	Clemson Individual Best	Opponent Individual Best
Points	29 by Andre Young vs. Georgia Tech, 1/21/12	27 by many (3), last by Terrell Stoglin (Maryland), 2/7/12
Field Goals Made	9 by Andre Young vs. Georgia Tech, 1/21/12	9 by many (3), last by Harrison Barnes (North Carolina), 2/18/12
Field Goal Attempts	16 by Tanner Smith vs. Southern Illinois, 12/23/11	19 by Chris Gradnigo (Coastal Carolina), 11/22/11
Field Goal Perfection	4 by Catalin Baciu vs. South Carolina, 12/4/11 Milton Jennings vs. Alabama State, 12/19/11	2 by Darion Atkins (Virginia), 1/31/12
3-Pointers Made	7 by Andre Young vs. Georgia Tech, 1/21/12	6 by Zane Johnson (Hawaii), 12/25/11
3-Point Attempts	10 by Andre Young vs. College of Charleston, 11/19/11	12 by Zane Johnson (Hawaii), 12/25/11
3-Point Perfection	1 by many (10), last by Bryan Narcisse vs. Miami, 1/18/12	3 by Sean Mosley (Maryland), 2/7/12
Free Throws Made	10 by Andre Young vs. Florida State, 1/7/12	9 by Adam Sollazzo (East Tennessee State), 1/1/12
Free Throw Attempts	12 by Andre Young vs. Florida State, 1/7/12	12 by Adam Sollazzo (East Tennessee State), 1/1/12
Free Throw Perfection	6 by many (3), last by Bryan Narcisse vs. Wake Forest, 1/28/12	8 by Erick Green (Virginia Tech), 3/8/12
Rebounds	14 by many (4), last by Tanner Smith vs. Iowa, 11/29/11	14 by Miles Plumlee (Duke), 1/15/12
Offensive Rebounds	7 by many (3), last by K.J. McDaniel vs. Florida State, 3/4/12	6 by Miles Plumlee (Duke), 1/15/12 Bernard James (Florida State), 3/4/12
Assists	9 by Andre Young vs. College of Charleston, 11/19/11	13 by Kendall Marshall (North Carolina), 2/18/12
Blocked Shots	5 by K.J. McDaniel vs. Virginia Tech, 2/4/12	5 by Damontre Harris (South Carolina), 12/4/11
Steals	5 by Tanner Smith vs. Gardner-Webb, 11/11/11	4 by many (3), last by Terrell Stoglin (Maryland), 2/7/12
Minutes	43 by Andre Young vs. Southern Illinois, 12/23/11 ^Tanner Smith vs. NC State, 2/25/12	43 by ^C.J. Williams (NC State), 2/25/12

Bold denotes a Clemson home game; ^ - denotes one overtime period.



# 2011-12 SENIOR CATALIN BACIU

OVERVIEW  
PLAYERS  
STAFF  
TRADITION  
REVIEW  
RECORDS



**Overview:** Appeared in 75 career games over four years with the Tiger program, starting five games his senior season...highest-rated player in the 2008 signing class...true 7-footer who spent a ton of time in the weight room after arriving at Clemson only about 210 pounds...played

in nine games as a freshman in 2008-09, 12 as a sophomore in 2009-10, 23 as a junior in 2010-11, and all 31 games as a senior in 2011-12...scored 68 percent of his career points and played 67 percent of his career minutes as a senior...earned the team's Tiger Strength Award after his freshman and junior seasons...nicknamed 'Bobo,' which comes from part of the translation for "freshman" in Romanian...he picked up the nickname competing against older players back home...name is pronounced kuh-tuh-LEEN BY-choo...played high school basketball in the U.S. as a junior and senior...played at Veritas Christian Academy in Fletcher, NC after coming over from Romania...played with Jonah Baize, a former walk-on at Clemson, as a junior at Veritas...speaks four languages...played at the Under 20 European Championships for his home country in the summer of 2007...averaged 7.1 points and 7.1 rebounds per game as the youngest member of Romania's team...traveled to East Asia with Athletes in Action in the summer of 2011, he played an average of about 25 minutes per game and scored double digits in a pair of contests against the Beijing Ducks, a member of the Chinese Basketball Association...on track to earn sociology degree with emphasis in criminal justice at the May, 2012 commencement ceremony...earned 2012 Tom Lynch Most Improved Award at the season-ending team banquet...signed to play professionally for CS U-Mobitelco in his home country in the summer of 2012.

**In 2011-12:** Showed tremendous individual improvement as a senior, playing in all 31 games at an average of 10.6 minutes per game...averaged 4.1 points per game, fifth-best on the team...led Tigers with a 58.1 percent field goal accuracy...blocked 17 shots, fourth-most on the team...started five games, including Senior Night against Virginia Tech...scored 10 points on two occasions, first against South Carolina in December and then on the road against Miami...scored nine points at The Citadel in the second game of the season, where he dazzled the crowd with a finger-roll after a drive from midcourt...made 4-5 shots and scored eight points in Big Ten/ACC Challenge road win over Iowa...earned first start against Winthrop and totaled five points and three rebounds...scored nine points and added five boards in 14 active minutes against Florida State in the ACC opener...scored six points in 12 minutes against Georgia Tech at home...scored six points at Virginia on 3-3 shooting...scored seven at Virginia Tech and followed with six versus Maryland...posted five points and a block on the road at ACC regular season champion North Carolina...scored four points in 13 minutes against NC State...scored eight points in 13 minutes on Senior Night against the Hokies...scored at least two points in 24 of the 31 games.

**In 2010-11:** Averaged 1.1 points and 1.1 rebounds per game in

23 appearances off the bench...appeared in 10 ACC regular season games and in both tournament games as well...played in more games as a junior than either of his first two seasons combined...made 10-17 field goals for the year for a 59 percent accuracy...began the season strong with six points and four rebounds in nine minutes against Western Carolina...scored a basket and grabbed three rebounds in the win over Wofford...posted four points in seven minutes against Old Dominion, a team that won the Colonial Athletic Association crown and competed in the NCAA Tournament...played in all three games against North Carolina, scoring a field goal in the game at Chapel Hill and totaling three points in the ACC Tournament semifinal versus the Tar Heels...grabbed three rebounds and blocked a shot in eight minutes at Florida State.

**In 2009-10:** Averaged 1.3 points and 1.4 rebounds per game in 12 appearances...averaged 3.4 minutes of playing time per contest...hit 7-15 shots on the season...top performance for the year was against Furman, when he hit 3-5 shots for a total of six points...in 12 minutes against College of Charleston, he scored four points and added five rebounds, all off the defensive glass...also scored field goals in wins over UNC Greensboro and Winthrop...also had two steals in the win over the Eagles.


**In 2008-09:** Averaged 2.0 points and 2.1 rebounds per game in nine appearances...sat out the first five games of the season due to playing professionally in Romania prior to coming to the United States...made 8-20 shots in his first year, 40 percent...averaged 4.9 minutes of playing time in his nine appearances...first action was against Savannah State on Nov. 25, where he played nine minutes and posted four points, two rebounds, and two blocked shots...scored four points in nine minutes against SC State, while grabbing a career-high six rebounds (four offensive)...posted two points, four rebounds, and two assists versus North Florida...in five minutes of play, hit two baskets and scored four points against East Carolina...first ACC field goal was against North Carolina, he was 1-2 versus the Heels...scored two points in final four minutes of the 29-point blowout of Maryland at home.

**In High School:** Consensus top-100 prospect by the recruiting services...rated as high as the No. 55 player nationally by Scout.com...also rated No. 64 by Prep Stars, No. 83 by Hoops Report, No. 89 by Hoop Scoop, and No. 98 by Rivals.com...rated as the nation's 10th best prospect at the center position by Scout.

## Baciu's Career Highs

Points:	10 vs. South Carolina, 12/4/11; 10 vs. Miami, 1/18/12
Field Goals Made:	4 vs. many (4), last vs. Miami, 1/18/12
Field Goal Attempts:	10 vs. The Citadel, 11/16/11
Field Goal %:	(.800, 4-5) vs. Iowa, 11/29/11
Free Throws Made:	3 vs. Florida State, 1/7/12
Free Throw Attempts:	6 vs. Western Carolina, 11/12/10
Rebounds:	6 vs. SC State, 12/13/08; 6 vs. The Citadel, 11/16/11
Offensive Rebounds:	4 vs. SC State, 12/13/08
Assists:	2 vs. SC State, 12/13/08
	2 vs. North Florida, 12/16/08
Blocked Shots:	2 vs. many (3), last vs. Virginia Tech, 3/1/12
Steals:	2 vs. Winthrop, 11/23/09
Minutes:	23 vs. Virginia Tech, 2/4/12

com...averaged 22.6 points, 14.7 rebounds, and 6.9 blocks per game as a senior...finalist for McDonald's All-America honors and North Carolina's Gatorade Player-of-the-Year award...also named a finalist for the World team for the Nike Hoop Summit...established nine school records in just two years at Veritas...holds the school's career record for points (1,781), rebounds (1,091), and blocked shots (494)...holds single-game records at Veritas for points scored (50), rebounds (26), and blocked shots (16)...played in the 2008 Charm City Challenge for the U.S. All-Stars...named Most Outstanding Player at the 2008 Bahamas Holiday Invitational...averaged 23 points, 13 rebounds and four blocks per game as a junior when he led Veritas to a runner-up finish at the NACA championship...played for coach John Jordan at Veritas...chose Clemson over offers from Memphis, NC State, Virginia, Virginia Tech, and South Carolina...born 8/26/88.



## Catalin Baciu - Career Stats


Year	GP-GS	Min/Avg	FG-FA	Pct	3FG-FA	Pct	FT-FTA	Pct	OR/Reb/Avg	A-T	BS-ST	Pf-D	Pts/Avg
2008-09	9-0	44/4.9	8-20	.400	0-0	.000	2-5	.400	7/19/2.1	4-1	2-3	6-0	18/2.0
2009-10	12-0	41/3.4	7-15	.467	0-0	.000	1-2	.500	3/17/1.4	2-5	1-3	5-0	15/1.3
2010-11	23-0	78/3.4	10-17	.588	0-0	.000	5-14	.357	9/26/1.1	0-4	3-1	14-0	25/1.1
2011-12	31-5	330/10.6	54-93	.581	0-0	.000	18-31	.581	36/65/2.1	1-26	17-7	38-0	126/4.1
<b>Totals</b>	<b>75-5</b>	<b>493/6.6</b>	<b>79-145</b>	<b>.545</b>	<b>0-0</b>	<b>.000</b>	<b>26-52</b>	<b>.500</b>	<b>55/127/1.7</b>	<b>7-36</b>	<b>23-14</b>	<b>63-0</b>	<b>184/2.5</b>

2012-13 MEN'S BASKETBALL GUIDE





# 2011-12 SENIOR BRYAN NARCISSE



**Overview:** Long, athletic forward who signed in the 2008 spring period with the Tigers...played in 102 career games, with 23 starts, in his four years with the Clemson program...after appearing in 37 games his first two years with the program, played in all 65 contests his final two seasons under

Brad Brownell...finished career with 242 points, 151 rebounds, 37 steals and 35 blocked shots...big reason the Tiger defense was among the best in the ACC all four seasons he played at Clemson...played 1,068 minutes in his career, just over 10 per game...made 17 career three-point goals...earned the team's Mr. Effort Award at the season-ending banquet in 2009, and then earned the team's Air Force ROTC Award in 2010...2012 Tiger Pride Award winner...an outstanding student, he was inducted into North Augusta High School's Hall of Fame his senior year...was a member of the Beta Club, French Club and Math Honor Society...father, Bernard Bowman, played basketball for South Carolina State from 1985-88...earned undergraduate degree in communication studies in December of 2011...he and Tanner Smith were the first Tiger basketball players to compete with degrees in hand since Bruce Martin in 1994-95...competed in the College Slam Dunk Contest on ESPN in New Orleans, the site of the Final Four...finished third in the contest after a perfect dunk in the semifinals in which he caught a pass off the shot clock and converted a windmill dunk that brought the crowd to its feet...drafted by the Harlem Globetrotters in June.

**In 2011-12:** Appeared in all 31 games, with 17 starts at a forward position...averaged career-high 14.6 minutes per game...scored 2.6 points per game and added 2.1 rebounds per contest...shot 70 percent from the free throw line, but 90 percent (10-11) during the regular season portion of the ACC schedule...fifth on the team with 14 blocked shots...also fifth on the team with 26 offensive rebounds...had just 16 turnovers in 452 minutes of action, a major reason the Tigers were the ACC leaders in turnover margin...scored seven points in season opener against Gardner-Webb...swatted three shots and added four rebounds in 18 minutes at The Citadel...made 4-6 field goals and tallied eight points in 22 minutes against College of Charleston...grabbed six rebounds against Furman...scored seven points against Alabama State...scored seven points and grabbed career-best 12 rebounds in 31 minutes of play in overtime victory over Southern Illinois...scored four points against Duke...scored career-high 11 points versus Wake Forest at home, the same day he was honored prior to the game for graduating from Clemson...made 6-6 from the foul line versus the Deacons.

**In 2010-11:** Played in all 34 games, with four starting assignments...averaged 12.6 minutes per game, playing a total of 428 minutes after just 188 in two years coming into the season...averaged 2.9 points and 1.6 rebounds per game, but his averages were even higher (3.5 and 1.9) during the ACC regular season...shot 50 percent from the field, one of the top marks on the team...made nine three-point baskets as a junior, he had made only two (both in the

same game) in his career prior to the season...tied for second on the team with 15 blocked shots, he had 11 during the regular season of the ACC...had career-best 18 steals and was a major reason the Tigers led the conference in scoring defense...started four consecutive games for the Tigers between Jan. 22 at Maryland and Feb. 2 at Virginia...Clemson played without regular starter Tanner Smith for two of those games...Smith was injured at North Carolina on Jan. 18...best performance was in the come-from-behind win over NC State on Jan. 25...made 4-of-8 field goals, including two highlight-reel dunks to ignite Clemson's comeback from a 19-point deficit...played career-high 33 minutes in that victory...matched career-high in scoring with 10 points apiece versus Delaware State on Dec. 27 and at North Carolina on Jan. 18...made 4-of-6 shots in Chapel Hill, including 2-of-4 from three-point range...posted seven points in 18 minutes in the home game against the Tar Heels, hitting another pair of three-point goals.

**In 2009-10:** Played in 21 of the 32 games...averaged 5.8 minutes per game and made two starts, both in the 76 Classic...made 17 of 30 shots for the season for 57 percent field goal accuracy...averaged 1.9 points per game and added five blocks and three steals on the season...posted pair of double figure scoring efforts, all within the first six games of the season...best game of the season was arguably against Long Beach State, when he hit all five of his field goal attempts in a starting assignment and totaled 10 points in 24 minutes...added four rebounds, a block and a steal against the 49ers...also scored 10 points in season opener against Presbyterian College...hit 4-of-7 shots against the Blue Hose, including 2-for-3 from three-point range...those were the only made three-point goals of his career...came off the bench to spark a comeback in first round of the 76 Classic versus Texas A&M...scored seven and added three rebounds against the Aggies...made ESPN's Top 10 Plays on SportsCenter the next morning with a steal and high-flying dunk in the second half of that game.

**In 2008-09:** Appeared in 16 games with an average playing time of 4.2 minutes per contest...averaged 1.5 points per game...made 8-15 shots for the season, 53 percent...connected on 8-12 free throws, 67 percent...averaged 0.8 rebounds per game and contributed defensively with a pair of steals and a blocked shot...committed just three turnovers in 67 minutes on the season, his average of one every 22 minutes ranked as the best on the team...played in five consecutive games in January and in the final four games of the

Narcisse's Career Highs	
Points:	11 vs. Wake Forest, 1/28/12
Field Goals Made:	5 vs. Long Beach State, 11/27/09
Field Goal Attempts:	8 vs. NC State, 1/25/11; 8 vs. Virginia, 1/31/12
Field Goal %:	(1.000, 5-5) vs. Long Beach State, 11/27/09
3-Pointers Made:	2 vs. many (3), last vs. North Carolina, 2/12/11
3-Point Attempts:	4 vs. North Carolina, 1/18/11
Free Throws Made:	6 vs. Wake Forest, 1/28/12
Free Throw Attempts:	6 vs. Wake Forest, 1/28/12
Rebounds:	12 vs. Southern Illinois, 12/23/11
Offensive Rebounds:	5 vs. Southern Illinois, 12/23/11
Assists:	2 vs. many (5), last vs. Iowa, 11/29/11
Blocked Shots:	3 vs. Georgia Tech, 1/12/11; 3 vs. The Citadel, 11/16/11
Steals:	2 vs. many (5), last vs. Wake Forest, 1/28/12
Minutes:	33 vs. NC State, 1/25/11

season for the Tigers...top game was early in the year against Wofford, where he posted a season-best eight points in 11 minutes...made 2-3 field goals and 4-4 from the charity stripe against the Terriers...made 2-3 baskets and totaled four points in season opener versus Hofstra.

**In High School:** All-State selection according to the South Carolina Basketball Coaches Association...averaged 14 points, 10 rebounds, and four blocks per game his senior year...played in the 2008 Carolinas All-Star Classic and reached double figures in the scoring column by halftime of that event...area Player-of-the-Year by the **Augusta Chronicle**...played in the CSRA (Georgia/South Carolina) All-Star Game...won the dunk contest at the Savannah Holiday Classic...co-captain for the Yellow Jackets' track & field team...won the 2008 AAAA state title in the high jump (6'6") for his track & field team...finished runner-up at the state championships with the same clearance in 2007...earned four letters in basketball and two apiece in track & field and cross country...played high school ball for coach Al Young...chose Clemson over Western Kentucky...born 10/18/90.



Bryan Narcisse - Career Stats													
Year	GP-GS	Min/Avg	FG-FA	Pct	3FG-FA	Pct	FT-FTA	Pct	OR/Reb/Avg	A-T	BS-ST	Pf-D	Pts-Avg
2008-09	16-0	67/4.2	8-15	.533	0-1	.000	8-12	.667	6/13/0.8	5-3	1-2	11-0	24/1.5
2009-10	21-2	121/5.8	17-30	.567	2-8	.250	4-8	.500	10/20/1.0	5-13	5-3	19-1	40/1.9
2010-11	34-4	428/12.6	36-72	.500	9-25	.360	17-32	.531	18/53/1.6	10-23	15-18	45-1	98/2.9
2011-12	31-17	452/14.6	29-77	.377	6-26	.231	16-23	.696	26/65/2.1	19-16	14-14	63-2	80/2.6
<b>Totals</b>	<b>102-23</b>	<b>1068/10.5</b>	<b>90-194</b>	<b>.464</b>	<b>17-60</b>	<b>.283</b>	<b>45-75</b>	<b>.600</b>	<b>60/151/1.5</b>	<b>39-55</b>	<b>35-37</b>	<b>138-4</b>	<b>242/2.4</b>



# 2011-12 SENIOR TANNER SMITH

OVERVIEW  
PLAYERS  
STAFF  
TRADITION  
REVIEW  
RECORDS



**Overview:** Valuable contributor to the Tiger program in his four seasons at Clemson...appeared in 127 games during that time, with 93 starts...finished his career with 986 points, averaging 7.8 points per game...a well-rounded player, he also had 459 career rebounds, 320 assists

and 159 steals...ranks 11th in the Clemson record books for career steals...played 3,167 minutes in his career, an average of 24.9 per game...made 111 career three-point goals, culminating with a career-high 40 as a senior in 2011-12...displayed steady improvement across all areas of his game from his freshman season to his senior year...when he was 12 years old he formed a nonprofit called Tanner's Totes, which delivers tote bags full of items designed to help preteens and teenagers cope with long term care in hospitals across the country...first came up with the idea while writing a school paper in the fourth grade...his father was diagnosed with cancer when Tanner was a young child...his dad is cancer-free but suffers from what is known as Graft vs. Host disease...as a result of he and his family's charitable efforts, Tanner's Totes was profiled by ABC, CBS, ESPN College GameDay, HGTV and CNN Headline News after he signed with the Tiger basketball program in November of 2007...presented with a special Coaches vs. Cancer Award at the team's season-ending banquet in 2009...four-time member of the All-ACC Academic Team, he and Shawan Robinson are the only four-time honorees in Clemson history...earned team's Mr. Effort Award as a sophomore...2011 Tiger Pride Award winner...earned the 2011 C.J. Spiller Award, given by the student body to a student-athlete in appreciation of their dedication through athletic endeavors, commitment to academics, and exceptional representation of Clemson University to the community, state and country...earned undergraduate degree in marketing from Clemson in December of 2011...he and Bryan Narcisse were the first Tiger basketball players to compete with degrees in hand since Bruce Martin in 1994-95...two-time team Academic Excellence Award winner...co-recipient of the 2012 Paul Bowie Most Valuable Player Award along with roommate Andre Young...signed to play professionally for Landstede Zwolle in the Netherlands in 2012-13.

**In 2011-12:** Named to All-ACC Academic Team for the fourth straight season, becoming only the second player in Clemson history to be named to the team every year he was eligible...Capital One Academic All-District selection for the third straight year...started all 31 games at guard and led the Tigers with 128 assists...tallest player to lead Clemson in assists since 6-foot-6 Jeff Reisinger in 1973-74...finished third in the ACC with 4.1 assists per game...only player in the ACC to average at least 10 points, five rebounds and four assists per game...second on the team with 11.2 points per game...played 32.6 minutes per game, second on the team to roommate Andre Young...averaged 5.1 rebounds per game, third-most on the team...tied Young for the team lead with 52 steals, the two led the ACC in steals per game during the regular season...possessed a 1.97 assist-

to-turnover ratio, fourth-best in the ACC...second on the team with 40 three-point goals, he led the team in accuracy behind the arc at 35 percent...shot career-high 45.7 percent overall from the field...led or tied for the team lead in assists in 22 of 31 games...that total included the final nine games of the season...averaged 11.6 points per game during the ACC regular season...shot 72 percent from the free throw line, second-best on the team...scored double figures in 17 games, including three 20-point games...all three 20-point games were away from home.

**In 2010-11:** Named to All-ACC Academic Team for the third straight season, one of eight players in Clemson history to be named three times...started 30 of 32 games, he missed two mid-season due to a knee injury suffered in the Jan. 18 game at North Carolina...third on the team in playing time, averaging 29.3 minutes per game...averaged 7.8 points per game, sixth-best on the team...third on the team with 89 assists, he also had a 1.48 assist-to-turnover ratio...third on the team in three-pointers, he made 31-93 for a .333 figure...one of six players on the team over 70 percent from the free throw line, he shot 72.8 percent for the season...added 3.5 rebounds per game and was third on the squad with 41 steals as well...led team in charges taken with 15, he was especially proficient in that area during the first half of the season...scored double figures in 12 games...led or tied for team lead in assists in nine games...shot better from the field (.440) and three-point range (.389) during ACC play...played well at home, averaging 8.6 points per game in 17 contests.

**In 2009-10:** Named to All-ACC Academic Team for the second straight season...started all 32 games at guard for the Tigers and averaged 8.7 points per game, fourth-best on the team...a willing rebounder, he was third on the squad with 4.2 caroms per contest...averaged 24.9 minutes per game...improved his free throw shooting from 66.7 percent as a freshman to 74 percent as a sophomore...ranked second on the team, behind only first-team All-ACC forward Trevor Booker, in free throw attempts (100)...doubled his assist total from his freshman season, he was fourth on the team with 69 as a sophomore...defensively, contributed 37 steals, fifth-best on the team, and 13 blocked shots...reached double figures in the scoring column 13 times...posted two double-doubles on the season, both in non-conference action...led or tied for the team lead in assists in seven games...took nine charges, third-best total on the team...his numbers slightly improved on the road, as he averaged 9.3 points and 4.8 rebounds per game in 11 contests.

## Smith's Career Highs

Points:	26 vs. Southern Illinois, 12/23/11
Field Goals Made:	8 vs. many (3), last vs. Wake Forest, 2/11/12
Field Goal Attempts:	16 vs. Southern Illinois, 12/23/11
Field Goal %:	(.889, 8-9) vs. Wake Forest, 2/11/12
3-Pointers Made:	4 vs. many (3), last vs. Virginia, 1/31/12
3-Point Attempts:	7 vs. many (4), last vs. Miami, 1/18/12
Free Throws Made:	8 vs. Southern Illinois, 12/23/11
Free Throw Attempts:	9 vs. Southern Illinois, 12/23/11
Rebounds:	14 vs. Gardner-Webb, 11/11/11; 14 vs. Iowa, 11/29/11
Offensive Rebounds:	4 vs. many (3), last vs. Georgia Tech, 1/19/10
Assists:	8 vs. many (3), last vs. Iowa, 11/29/11
Blocked Shots:	2 vs. many (5), last vs. Winthrop, 12/17/11
Steals:	5 vs. North Carolina, 1/13/10; 5 vs. Gardner-Webb, 11/11/11
Minutes:	43 vs. North Carolina, 3/12/11; 43 vs. NC State, 2/25/12

**In 2008-09:** Named to All-ACC Academic Team...appeared in all 32 games for the Tigers and played an average of 13.2 minutes per contest...averaged 3.6 points and 1.8 rebounds per game...shot 45 percent from the field, including 36 percent on three-point shots...made 8-12 three-point goals in an important eight-game stretch...shot the ball well during December as well, making 60 percent of his field goals between the Liberty game on Dec. 7 and the NC State game on Jan. 10...important contributor defensively, especially in the fullcourt press...tallied 29 steals for the season, which ranked fifth on the team despite less playing time...posted a pair of double figure scoring games, including the season opener...had seven games with at least two or more steals...played double figure minutes in all but four games.

**In High School:** Three-star prospect by Scout.com, ranked as the No. 22 small forward in the nation by that service...just outside the national top 150 by Rivals.com, Hoop Scoop and Prep Stars...second-team All-State at the AA level as a senior, honorable mention his junior season...named state championship game MVP in 2008...averaged 11.7 points, 7.3 assists, and 6.1 rebounds per game his senior year...averaged 25 points per game as a junior playing without Trey Thompkins (former Georgia standout and now NBA player) on Wesleyan's team...first player in Wesleyan history to record at least 1,500 points, 500 rebounds, and 500 assists in a career...played in the Capital Classic All-Star Game in Washington, D.C. and was a teammate of Andre Young on the U.S. All-Star squad...played in the Gwinnett County All-Star Game...played AAU ball for the Georgia Stars...played high school ball for Skip Matherly...chose Clemson over offers from Oregon, Michigan, Vanderbilt, Georgia, and Cincinnati...born 3/30/90.

## Tanner Smith - Career Stats

Year	GP-GS	Min/Avg	FG-FA	Pct	3FG-FA	Pct	FT-FTA	Pct	OR/Reb/Avg	A-T	BS-ST	Pf-D	Pts-Avg
2008-09	32-0	422/13.2	43-96	.448	15-42	.357	14-21	.667	15/57/1.8	34-36	6-29	53-0	115/3.6
2009-10	32-32	798/24.9	89-222	.401	25-91	.275	74-100	.740	38/133/4.2	69-66	13-37	69-1	277/8.7
2010-11	32-30	936/29.3	79-192	.411	31-93	.333	59-81	.728	19/112/3.5	89-60	8-41	72-1	248/7.8
2011-12	31-31	1011/32.6	122-267	.457	40-114	.351	62-86	.721	24/157/5.1	128-65	7-52	64-0	346/11.2
<b>Totals</b>	<b>127-93</b>	<b>3167/24.9</b>	<b>333-777</b>	<b>.429</b>	<b>111-340</b>	<b>.326</b>	<b>209-288</b>	<b>.726</b>	<b>96/459/3.6</b>	<b>320-227</b>	<b>34-159</b>	<b>258-2</b>	<b>986/7.8</b>

2012-13 MEN'S BASKETBALL GUIDE





# 2011-12 SENIOR ANDRE YOUNG



**Overview:** Appeared in 129 career games over four seasons for the Tigers, with 67 starts...scored 1,223 point, 25th-most in Clemson history, and averaged 9.5 points per game...fourth in Clemson history with 236 career three-point goals... finished with more steals (184) than turnovers (163) in

his career, a key statistic...seventh in Clemson history in steals...produced a career 2.1 assist-to-turnover ratio, third-best in school history and among the 25 best in ACC history...led the Tigers in steals as a sophomore and junior, and then tied roommate Tanner Smith for steals lead as a senior...increased his minutes, points and rebounds per game in each of his three seasons with the program...played 3,489 minutes in his career, No. 12 in the Clemson record books, for an average of 27 minutes per game...averaged 14.5 points per game in four NCAA Tournament contests, tied for third-best in Clemson history...made more three-point goals (14) than any player in school history in the NCAA Tournament...earned a pair of awards at the 2010 team banquet, including one for the top free throw percentage on the team...also received inaugural Spark Plug Award, as a result of his high scoring average off the bench for the Tigers...earned the team's Air Force ROTC Award as a freshman...honor is presented to the player best exhibiting the core values of the Air Force, as demonstrated by integrity, service before self, and all-around excellence...shares same birthday, March 16, as former teammate Demontez Stitt, one year apart...earned his undergraduate degree in health science in May, 2012...co-recipient of the 2012 Paul Bowie Most Valuable Player Award along with roommate Tanner Smith...signed to play professionally for the Eiffel Towers in the Netherlands in 2012-13.

**In 2011-12:** Started all 31 games for the Tigers and led the team in minutes played with 1,071, an average of 34.5 per contest...named to the All-ACC Defensive Team after leading the conference in steals per game during the regular season...leading scorer for the Tigers at 13.3 points per game, he broke into Clemson's career 1,000-point club during the season...second on the team with 97 assists...led team with 2.4 assist-to-turnover ratio, second in the ACC to North Carolina's Kendall Marshall (and 30th in the nation)...leading three-point shooter on the team, he made 66 for the season and the next highest figure by any Tiger player was 40 by Tanner Smith...led team with 82.8 percent shooting from the free throw line...led team in scoring in 14 of 31 games...posted double figures in the scoring column in 24 games, best on the team by a wide margin...scored two 20-point games, second-most on the team...led or tied for team lead in assists 10 times...scored 15 consecutive points during the Georgia Tech, one of the biggest scoring streaks in the last 20 years by any Clemson player...made 28 consecutive free throws at one point during the season, as he did not miss from the Alabama State game on Dec. 19 until the final moments of the win over Florida State game on Jan. 7...led Tigers in scoring during conference play with 13.7 points per game.

**In 2010-11:** Played in all 34 games, with 33 starts...third-leading

scorer on the squad with 11.1 points per game...averaged 32.3 minutes per game, second-highest on the team behind Demontez Stitt...leading three-point shooter, he made 80-202 for 39.6 percent accuracy...shot 70.5 percent from the foul line, including an 84.2 percent clip during the ACC regular season...second on the team with 102 assists, he led the squad and the entire ACC with a 2.55 assist-to-turnover ratio...that figure was 21st in the nation...led team in steals with 47, he was a big reason Clemson led the ACC and ranked among the NCAA leaders in scoring defense...posted 20 double figure scoring efforts, including a pair of games with at least 20 points...led or tied for the team lead in scoring in seven games...led or tied for team lead in assists in 17 games...made at least one three-pointer in 33 of the 34 games, the only game he did not was against Wake Forest on Feb. 26...had a streak of 28 consecutive games with at least one three-pointer, which dated to the final game of the 2009-10 season...made at least two three-point shots in 25 games...had at least one steal in 30 of the 34 games...played well away from home, he averaged 11.8 points per game in 17 contests outside of Littlejohn Coliseum.

**In 2009-10:** Appeared in all 32 games, all but three as a reserve...All-ACC Academic Team selection alongside roommate Tanner Smith...started three games while Demontez Stitt recovered from a foot sprain...third on the team in scoring at 9.2 points per game...averaged 26.3 minutes per game, third-highest on the team...led the Tigers with 60 three-point goals, he was second on the squad with a 37.5 percent accuracy from long distance...led Clemson in steals with 54, he was fifth in the ACC with 1.7 steals per game...third on the team in assists with 77...earned team's Free Throw Percentage Award after making 80 percent of his attempts...posted double figures in the scoring column 13 times...ranked second on the squad behind fellow point guard Stitt with 10 charges taken...averaged 9.4 points per game during the regular season of the ACC...finished the season strong by scoring double figures in eight of the final 11 games...had at least one steal in 25 of the 32 games...made at least one three-point goal in 28 of the 32 games.

**In 2008-09:** Played in all 32 games as backup to point guard Demontez Stitt...averaged 14.9 minutes of playing time per game...averaged 4.4 points and 2.1 assists per game...ranked third on the team with 30 three-point goals...shot 39 percent from three-point range, one of the top figures on the team...ranked second on the squad with 66 assists...led team with a

Young's Career Highs	
Points:	29 vs. Georgia Tech, 1/21/12
Field Goals Made:	9 vs. Georgia Tech, 1/21/12
Field Goal Attempts:	14 vs. many (6), last vs. Florida State, 3/4/12
Field Goal %:	(.800, 4-5) vs. Maryland, 2/17/09 (.800, 4-5) vs. Georgia Tech, 2/22/09
3-Pointers Made:	7 vs. Georgia Tech, 1/21/12
3-Point Attempts:	11 vs. North Carolina, 1/18/11; 11 vs. Maryland, 1/22/11
Free Throws Made:	10 vs. Florida State, 1/7/12
Free Throw Attempts:	12 vs. Florida State, 1/7/12
Rebounds:	8 vs. East Tennessee State, 1/1/12
Offensive Rebounds:	4 vs. North Carolina, 2/12/11
Assists:	9 vs. Maryland, 1/22/11; 9 vs. College of Charleston, 11/19/11
Blocked Shots:	1 vs. North Florida, 12/16/08; 1 vs. SC State, 11/26/10
Steals:	7 vs. Maryland, 1/31/10
Minutes:	43 vs. Southern Illinois, 12/23/11

2.87 assist-to-turnover ratio, which ranks best in school history given a minimum of 50 assists...had only 23 turnovers on the season, an average of just one every 20.8 minutes of play...ranked fourth on the team with 31 steals, despite playing in a backup role the entire season...first freshman in Clemson history with more steals than turnovers...had more turnovers than assists in only four of the 32 games...led or tied for the team lead in assists in seven games...posted double figures in the scoring column in three games...compiled better numbers away from home, as he averaged 5.5 points per game at road or neutral sites...shot 50 percent from behind the arc in games away from home...closed the season with 12 assists and just one turnover over the final five games...had just one turnover in his final 85 minutes of action...made at least one three-point goal in eight of his last nine games, he made 15 of his final 27 attempts from beyond the arc.

**In High School:** Top 100 prospect according to many recruiting services...No. 78 player nationally by **Prep Stars**, No. 78 by **Scout.com**, and listed No. 100 by **Hoop Scoop**...member of the top 150 by **Rivals.com**...rated as the nation's ninth-best point guard by **Scout.com**...led team to runner-up finish in the GISA (Georgia Independent Schools Association) state tournament...holds career record for points, assists, and steals...scored 2,062 points in his outstanding career...scored six points and added six assists for the winning U.S. All-Star team in the Capital Classic...played with current roommate Tanner Smith in that all-star contest...won the three-point shootout at the event...averaged 21.5 points and six assists per game as a junior...led Deerfield-Windsor to four region championships...named Region Player-of-the-Year in 2006 and 2008...state long jump champion in track & field in 2008...played AAU ball for the Georgia Blazers...played high school ball for coach Gordy Gruhl...chose Clemson over offers from Butler and Wichita State...born 3/16/90.

Andre Young - Career Stats													
Year	GP-GS	Min/Avg	FG-FA	Pct	3FG-FA	Pct	FT-FTA	Pct	OR/Reb/Avg	A-T	BS-ST	Pf-D	Pts-Avg
2008-09	32-0	478/14.9	49-130	.377	30-77	.390	12-19	.632	4/26/0.8	66-23	1-31	34-0	140/4.4
2009-10	32-3	842/26.3	93-232	.401	60-160	.375	48-60	.800	15/69/2.2	77-59	0-54	45-1	294/9.2
2010-11	34-33	1098/32.3	127-313	.406	80-202	.396	43-61	.705	26/88/2.6	102-40	2-47	57-0	377/11.1
2011-12	31-31	1071/34.5	137-329	.416	66-190	.347	72-87	.828	17/85/2.7	97-41	1-52	40-0	412/13.3
<b>Totals</b>	<b>129-67</b>	<b>3489/27.0</b>	<b>406-1004</b>	<b>.404</b>	<b>236-629</b>	<b>.375</b>	<b>175-227</b>	<b>.771</b>	<b>62/268/2.1</b>	<b>342-163</b>	<b>4-184</b>	<b>176-1</b>	<b>1223/9.5</b>



# 2011-12 ACC STANDINGS & SUPERLATIVES

- OVERVIEW
- PLAYERS
- STAFF
- TRADITION
- REVIEW
- RECORDS

Final ACC Standings											
Team	ACC Games					Overall					
	W	L	Pct.	Hm	Rd	W	L	Pct.	Hm	Rd	Neu
North Carolina	14	2	.875	7-1	7-1	32	6	.842	17-1	8-2	7-3
Duke	13	3	.813	5-3	8-0	27	7	.794	13-3	8-1	6-3
Florida State	12	4	.750	7-1	5-3	25	10	.714	15-2	5-5	5-3
Virginia	9	7	.563	5-3	4-4	22	10	.688	13-3	7-4	2-3
NC State	9	7	.563	4-4	5-3	24	13	.649	13-6	5-4	6-3
Miami	9	7	.563	6-2	3-5	20	13	.606	14-4	4-8	2-1
<b>Clemson</b>	<b>8</b>	<b>8</b>	<b>.500</b>	<b>6-2</b>	<b>2-6</b>	<b>16</b>	<b>15</b>	<b>.516</b>	<b>11-5</b>	<b>4-8</b>	<b>1-2</b>
Maryland	6	10	.375	5-3	1-7	17	15	.531	13-4	1-8	3-3
Virginia Tech	4	12	.250	3-5	1-7	16	17	.485	11-7	3-8	2-2
Wake Forest	4	12	.250	3-5	1-7	13	18	.419	9-7	3-8	1-3
Georgia Tech	4	12	.250	3-5	1-7	11	20	.355	7-9	3-9	1-2
Boston College	4	12	.250	4-4	0-8	9	22	.290	8-9	0-9	1-4

## ACC INDIVIDUAL HONORS

### All-ACC First Team


Tyler Zeller, Sr., North Carolina	*186
Mike Scott, Sr., Virginia	184
John Henson, Jr., North Carolina	170
Austin Rivers, Fr., Duke	164
Harrison Barnes, So., North Carolina	153

### All-ACC Second Team

Kendall Marshall, So., North Carolina	151
Terrell Stoglin, So., Maryland	131
Michael Snaer, Jr., Florida State	127
C.J. Leslie, So., NC State	99
Erick Green, So., Virginia Tech	70

### All-ACC Third Team

Seth Curry, Jr., Duke	65
C.J. Harris, So., Wake Forest	57
Lorenzo Brown, So., NC State	52
Kenny Kadji, Jr., Miami	45
Mason Plumlee, Jr., Duke	43



ANDRE YOUNG

## ACC Player of the Year

Tyler Zeller, Sr., North Carolina

## ACC Coach of the Year

Leonard Hamilton, Florida State

## ACC All-Tournament Teams

### First Team

Michael Snaer, Florida State  
 Tyler Zeller, North Carolina  
 Kendall Marshall, North Carolina  
 Luke Loucks, Florida State  
 C.J. Leslie, NC State

### Second Team

Harrison Barnes, North Carolina  
 Bernard James, Florida State  
 Lorenzo Brown, NC State  
 Austin Rivers, Duke  
 Terrell Stoglin, Maryland

## ACC Tournament MVP

Michael Snaer, Florida State

## All-ACC Freshman Team

Austin Rivers, Duke	*61
Ryan Anderson, Boston College	*61
Dorian Finney-Smith, Virginia Tech	53
Shane Larkin, Miami	43
Nick Faust, Maryland	41

## ACC Rookie of the Year

Austin Rivers, Duke

## ACC Defensive Player of the Year


John Henson, North Carolina

## All-ACC Defensive Team

John Henson, Jr., North Carolina	*61
Bernard James, Sr., Florida State	54
Jontel Evans, So., Virginia	39
Michael Snaer, Jr., Florida State	31
<b>Andre Young, Sr., Clemson</b>	<b>29</b>

## ACC Player of the Week Selections

Nov. 14	John Henson, North Carolina
Nov. 21	Dorenzo Hudson, Virginia Tech Bernard James, Florida State
Nov. 28	Ryan Kelly, Duke
Dec. 5	Terrell Stoglin, Maryland
Dec. 12	John Henson, North Carolina
Dec. 19	Mike Scott, Virginia



TANNER SMITH

Dec. 26	Mike Scott, Virginia
Jan. 2	Lorenzo Brown, NC State
Jan. 9	Mike Scott, Virginia
Jan. 16	Deividas Dulkys, Florida State
Jan. 23	Michael Snaer, Florida State
Jan. 30	Mason Plumlee, Duke
Feb. 6	Reggie Johnson, Miami
Feb. 13	Tyler Zeller, North Carolina
Feb. 20	Harrison Barnes, North Carolina
Feb. 27	John Henson, North Carolina
Mar. 5	Mike Scott, Virginia

## ACC Rookie of the Week Selections

Nov. 14	Austin Rivers, Duke
Nov. 21	Chase Fischer, Wake Forest
Nov. 28	Austin Rivers, Duke
Dec. 5	Shane Larkin, Miami
Dec. 12	Austin Rivers, Duke
Dec. 19	Lonnie Jackson, Boston College
Dec. 26	Quinn Cook, Duke
Jan. 2	Quinn Cook, Duke
Jan. 9	Alex Len, Maryland
Jan. 16	Dennis Clifford, Boston College
Jan. 23	Austin Rivers, Duke
Jan. 30	Austin Rivers, Duke
Feb. 6	Austin Rivers, Duke
Feb. 13	Austin Rivers, Duke
Feb. 20	Ryan Anderson, Boston College
Feb. 27	Austin Rivers, Duke
Mar. 5	Austin Rivers, Duke

\* Unanimous selection





# 2011-12 ACC INDIVIDUAL STATISTICS

Player, Class, Team	POINTS PER GAME						
	NCAA	G	FG	3FG	FT	Pts	PG
Terrell Stoglin, So., Md.	6	32	220	91	159	690	21.6
Mike Scott, Sr., UVa	40	32	215	6	139	575	18.0
Harrison Barnes, So., UNC	74	38	229	49	141	648	17.1
C.J. Harris, Jr., WF	93	30	153	49	146	501	16.7
Tyler Zeller, Sr., UNC		38	220	0	181	621	16.3
Travis McKie, So., WF		31	175	33	115	498	16.1
Erick Green, Jr., VT		31	170	42	101	483	15.6
Austin Rivers, Fr., Duke		34	174	58	121	527	15.5
C.J. Leslie, So., NCS		34	192	4	112	500	14.7
Michael Snaer, Jr., FSU		35	167	67	88	489	14.0
John Henson, Jr., UNC		35	205	0	69	479	13.7
<b>Andre Young, Sr., Clem.</b>		<b>31</b>	<b>137</b>	<b>66</b>	<b>72</b>	<b>412</b>	<b>13.3</b>
Seth Curry, Jr., Duke		34	141	64	103	449	13.2
Durand Scott, Jr., Miami		30	136	19	97	388	12.9
Lorenzo Brown, So., NCS		37	165	27	113	470	12.7
Scott Wood, Jr., NCS		36	132	95	88	447	12.4
Ryan Kelly, Jr., Duke		31	107	40	113	367	11.8
Kenny Kadji, Jr., Miami		32	137	28	73	375	11.7
Joe Harris, So., UVa		32	121	49	71	362	11.3
Ryan Anderson, Fr., BC		31	125	23	74	347	11.2
<b>Tanner Smith, Sr., Clem.</b>		<b>31</b>	<b>122</b>	<b>40</b>	<b>62</b>	<b>346</b>	<b>11.2</b>
Mason Plumlee, Jr., Duke		34	143	0	93	379	11.1
Dorenzo Hudson, Sr., VT		33	118	35	88	359	10.9
Richard Howell, Jr., NCS		37	158	0	84	400	10.8
Malcolm Grant, Sr., Miami		31	105	68	57	335	10.8

Player, Class, Team	REBOUNDS PER GAME			
	G	REB	PG	
John Henson, Jr., UNC	23	35	348	9.9
Tyler Zeller, Sr., UNC	28	38	365	9.6
Richard Howell, Jr., NCS	37	37	342	9.2
Mason Plumlee, Jr., Duke	41	34	312	9.2
Mike Scott, Sr., UVa	73	32	265	8.3
Bernard James, Sr., FSU	87	35	283	8.1
Ryan Anderson, Fr., BC	31	229	7.4	
C.J. Leslie, So., NCS	34	249	7.3	
Miles Plumlee, Jr., Duke	34	242	7.1	
Dorian Finney-Smith, Fr., VT	33	232	7.0	

Player, Class, Team	FIELD GOAL PERCENTAGE			
	G	FG-FGA	Pct	
Mike Scott, Sr., UVa	21	32	215-382	.563
Tyler Zeller, Sr., UNC	27	38	220-398	.553
C.J. Leslie, So., NCS	47	34	192-366	.525
John Henson, Jr., UNC	71	35	205-410	.500
Travis McKie, So., WF	93	31	175-366	.478
C.J. Harris, Jr., WF	97	30	153-321	.477
Harrison Barnes, So., UNC	38	229-521	.440	
Erick Green, Jr., VT	31	170-388	.438	
Austin Rivers, Fr., Duke	34	174-402	.433	
Terrell Stoglin, So., Md.	32	220-533	.413	

Player, Class, Team	THREE-POINT FG PERCENTAGE			
	G	3FG-FGA	Pct	
Scott Wood, Jr., NCS	28	36	95-232	.409
Terrell Stoglin, So., Md.	48	32	91-237	.384
Andre Young, Sr., Clem.	31	66-190	.347	
Malcolm Grant, Sr., Miami	31	68-206	.330	

Player, Class, Team	FREE THROW PERCENTAGE			
	G	FTM-FTA	Pct	
Seth Curry, Jr., Duke	22	34	103-118	.873
Michael Snaer, Jr., FSU	51	35	88-104	.846
C.J. Harris, Jr., WF	56	30	146-173	.844
Sean Mosley, Sr., Md.	68	32	91-109	.835
Erick Green, Jr., VT	80	31	101-122	.828
Dorenzo Hudson, Sr., VT	33	33	88-108	.815
Mike Scott, Sr., UVa	32	32	139-172	.808
Tyler Zeller, Sr., UNC	38	38	181-224	.808
Ryan Kelly, Jr., Duke	31	31	113-140	.807
Durand Scott, Jr., Miami	30	30	97-122	.795

Player, Class, Team	ASSISTS PER GAME			
	G	Assists	Avg/G	
Kendall Marshall, So., UNC	2	36	351	9.8
Lorenzo Brown, So., NCS	12	37	234	6.3
Luke Loucks, Sr., FSU	35	35	152	4.3
<b>Tanner Smith, Sr., Clem.</b>	<b>31</b>	<b>31</b>	<b>128</b>	<b>4.1</b>
Jontel Evans, Jr., UVa	32	32	124	3.9

<b>Andre Young, Sr., Clem.</b>	<b>31</b>	<b>97</b>	<b>3.1</b>
Durand Scott, Jr., Miami	30	93	3.1
Erick Green, Jr., VT	31	88	2.8
Tony Chennault, So., WF	31	88	2.8
Mfon Udofia, Jr., GT	31	88	2.8

Player, Class, Team	STEALS PER GAME			
	G	Steals	PG	
Lorenzo Brown, So., NCS	70	37	67	1.8
<b>Tanner Smith, Sr., Clem.</b>	<b>31</b>	<b>52</b>	<b>1.7</b>	
<b>Andre Young, Sr., Clem.</b>	<b>31</b>	<b>52</b>	<b>1.7</b>	
Sammy Zeglinski, Sr., UVa	30	47	1.6	
Shane Larkin, Fr., Miami	32	50	1.6	
Jontel Evans, Jr., UVa	32	50	1.6	
Erick Green, Jr., VT	31	41	1.3	
Deividas Dulkys, Sr., FSU	35	46	1.3	
Seth Curry, Jr., Duke	34	43	1.3	
Luke Loucks, Sr., FSU	35	42	1.2	

Player, Class, Team	THREE-POINT GOALS PER GAME			
	G	3FG	PG	
Terrell Stoglin, So., Md.	19	32	91	2.8
Scott Wood, Jr., NCS	46	36	95	2.6
Malcolm Grant, Sr., Miami	31	68	2.2	
<b>Andre Young, Sr., Clem.</b>	<b>31</b>	<b>66</b>	<b>2.1</b>	
Andre Dawkins, Jr., Duke	34	67	2.0	
Sammy Zeglinski, Sr., UVa	30	59	2.0	
Michael Snaer, Jr., FSU	35	67	1.9	
Seth Curry, Jr., Duke	34	64	1.9	
Reggie Bullock, So., UNC	38	71	1.9	
Lonnie Jackson, Fr., BC	31	57	1.8	

Player, Class, Team	BLOCKED SHOTS PER GAME			
	G	Blocks	PG	
John Henson, Jr., UNC	12	35	101	2.9
Daniel Miller, So., GT	21	31	75	2.4
Bernard James, Sr., FSU	29	35	82	2.3
Carson Desrosiers, So., WF	47	31	60	1.9
Mason Plumlee, Jr., Duke	86	34	55	1.6
Kenny Kadji, Jr., Miami	89	32	51	1.6
C.J. Leslie, So., NCS	93	34	54	1.6
Tyler Zeller, Sr., UNC	38	58	1.5	
Xavier Gibson, Sr., FSU	35	44	1.3	
Ryan Kelly, Jr., Duke	31	31	1.0	

Player, Class, Team	ASSIST-TO-TURNOVER RATIO			
	Asst	Turn	Ratio	
Kendall Marshall, So., UNC	1	351	101	3.48
<b>Andre Young, Sr., Clem.</b>	<b>30</b>	<b>97</b>	<b>41</b>	<b>2.37</b>
Lorenzo Brown, So., NCS	83	234	118	1.98
<b>Tanner Smith, Sr., Clem.</b>	<b>85</b>	<b>128</b>	<b>65</b>	<b>1.97</b>
Durand Scott, Jr., Miami	93	54	1.72	
Luke Loucks, Sr., FSU	152	89	1.71	
Jontel Evans, Jr., UVa	124	77	1.61	

Player, Class, Team	OFFENSIVE REBOUNDS PER GAME		
	G	No.	PG
Tyler Zeller, Sr., UNC	38	146	3.8
Richard Howell, Jr., NCS	37	135	3.7
James Padgett, Jr., Md.	32	107	3.3
Bernard James, Sr., FSU	35	107	3.1
Mason Plumlee, Jr., Duke	34	99	2.9
Miles Plumlee, Sr., Duke	34	99	2.9
Dorian Finney-Smith, Fr., VT	33	91	2.8
<b>Devin Booker, Jr., Clem.</b>	<b>31</b>	<b>82</b>	<b>2.7</b>
John Henson, Jr., UNC	35	89	2.5
Kammeon Holsey, So., GT	31	71	2.3

Player, Class, Team	MINUTES PER GAME		
	G	Minutes	Avg/G
C.J. Harris, Jr., WF	30	1052	35.1
<b>Andre Young, Sr., Clem.</b>	<b>31</b>	<b>1071</b>	<b>34.6</b>
Erick Green, Jr., VT	31	1071	34.6
Travis McKie, So., WF	31	1070	34.5
Lorenzo Brown, So., NCS	37	1268	34.3
Durand Scott, Jr., Miami	30	997	33.2
Austin Rivers, Fr., Duke	34	1129	33.2
Kendall Marshall, So., UNC	36	1188	33.0
Scott Wood, Jr., NCS	36	1183	32.9
Terrell Stoglin, So., Md.	32	1045	32.7

OVERVIEW  
PLAYERS  
STAFF  
TRADITION  
REVIEW  
RECORDS

2012-13 MEN'S BASKETBALL GUIDE



# 2011-12 ACC TEAM STATISTICS

OVERVIEW  
PLAYERS  
STAFF  
TRADITION  
REVIEW  
RECORDS

## SCORING OFFENSE

Team	NCAA	G	W-L	Pts.	PG
North Carolina	3	38	32-6	3091	81.3
Duke	16	34	27-7	2628	77.3
NC State	58	37	24-13	2697	72.9
Miami	104	33	20-13	2332	70.7
Florida State	126	35	25-10	2443	69.8
Maryland	153	32	17-15	2198	68.7
Wake Forest	225	31	13-18	2029	65.5
Virginia Tech	234	33	16-17	2147	65.1
Clemson	248	31	16-15	2001	64.5
Virginia	280	32	22-10	2000	62.5
Georgia Tech	313	31	11-20	1866	60.2
Boston College	323	31	9-22	1833	59.1

## SCORING DEFENSE

Team	NCAA	G	W-L	Pts.	PG
Virginia	2	32	22-10	1735	54.2
<b>Clemson</b>	<b>27</b>	<b>31</b>	<b>16-15</b>	<b>1880</b>	<b>60.6</b>
Virginia Tech	53	33	16-17	2057	62.3
Georgia Tech	59	31	11-20	1940	62.6
Florida State	66	35	25-10	2201	62.9
Miami	143	33	20-13	2181	66.1
North Carolina	170	38	32-6	2549	67.1
NC State	187	37	24-13	2501	67.6
Boston College	219	31	9-22	2125	68.5
Duke	222	34	27-7	2334	68.6
Wake Forest	261	31	13-18	2182	70.4
Maryland	265	32	17-15	2263	70.7

## SCORING MARGIN

Team	NCAA	G	Off.	Def.	Mar.
North Carolina	4	38	81.3	67.1	14.3
Duke	40	34	77.3	68.6	8.6
Virginia	41	32	62.5	54.2	8.3
Florida State	56	35	69.8	62.9	6.9
NC State	84	37	72.9	67.6	5.3
Miami	93	33	70.7	66.1	4.6
<b>Clemson</b>	<b>109</b>	<b>31</b>	<b>64.5</b>	<b>60.6</b>	<b>3.9</b>
Virginia Tech	135	33	65.1	62.3	2.7
Maryland	230	32	68.7	70.7	-2.0
Georgia Tech	239	31	60.2	62.6	-2.4
Wake Forest	276	31	65.5	70.4	-4.9
Boston College	314	31	59.1	68.5	-9.4

## FIELD GOAL PERCENTAGE

Team	NCAA	G	FG	FGA	Pct.
North Carolina	68	38	1134	2473	.459
NC State	71	37	977	2134	.458
Virginia	75	32	721	1576	.457
Duke	79	34	874	1915	.456
Florida State	80	35	877	1923	.456
<b>Clemson</b>	<b>175</b>	<b>31</b>	<b>736</b>	<b>1701</b>	<b>.433</b>
Miami	189	33	814	1890	.431
Wake Forest	202	31	689	1613	.427
Georgia Tech	203	31	700	1639	.427
Maryland	213	32	743	1747	.425
Virginia Tech	246	33	754	1797	.420
Boston College	291	31	629	1543	.408

## FREE THROW PERCENTAGE

Team	NCAA	G	FT	FTA	Pct.
Wake Forest	42	31	485	659	.736
Virginia Tech	60	33	434	599	.725
Virginia	66	32	403	558	.722
Miami	75	33	454	630	.721
Florida State	112	35	473	669	.707
NC State	123	37	545	774	.704
Duke	131	34	606	864	.701
North Carolina	210	38	629	922	.682
Boston College	234	31	350	520	.673
<b>Clemson</b>	<b>243</b>	<b>31</b>	<b>358</b>	<b>534</b>	<b>.670</b>
Maryland	260	32	539	812	.664
Georgia Tech	281	31	308	471	.654

## THREE-POINT FIELD GOAL PERCENTAGE

Team	NCAA	G	3FG	FGA	Pct.
Duke	57	34	274	739	.371
Virginia Tech	71	33	205	562	.365
NC State	108	37	198	557	.355
Florida State	115	35	216	611	.354
Miami	130	33	250	714	.350
Maryland	178	32	173	510	.339
Boston College	180	31	225	664	.339
North Carolina	197	38	194	579	.335
Wake Forest	205	31	166	499	.333
Virginia	211	32	155	469	.330
<b>Clemson</b>	<b>236</b>	<b>31</b>	<b>171</b>	<b>532</b>	<b>.321</b>
Georgia Tech	259	31	158	507	.312

## THREE-POINT FIELD GOALS PER GAME

Team	NCAA	G	Stl.	PG
Duke	31	34	274	8.1
Miami	57	33	250	7.6
Boston College	75	31	225	7.3
Virginia Tech	159	33	205	6.2
Florida State	164	35	216	6.2
<b>Clemson</b>	<b>224</b>	<b>31</b>	<b>171</b>	<b>5.5</b>
Maryland	238	32	173	5.4
Wake Forest	243	31	166	5.4
NC State	245	37	198	5.4
North Carolina	270	38	194	5.1
Georgia Tech	273	31	158	5.1

## FIELD GOAL PERCENTAGE DEFENSE

Team	NCAA	G	FG	FGA	Pct.
Florida State	5	35	749	1965	.381
North Carolina	23	38	957	2431	.394
Virginia	28	32	636	1589	.400
Georgia Tech	35	31	669	1658	.403
NC State	97	37	889	2140	.415
Virginia Tech	102	33	733	1757	.417
Miami	124	33	778	1847	.421
Maryland	156	32	808	1888	.428
<b>Clemson</b>	<b>172</b>	<b>31</b>	<b>683</b>	<b>1585</b>	<b>.431</b>
Duke	180	34	864	1996	.433
Boston College	198	31	775	1777	.436
Wake Forest	221	31	791	1795	.441

## THREE-POINT FIELD GOAL PERCENTAGE DEFENSE

Team	NCAA	G	3FG	FGA	Pct.
Virginia Tech	2	33	155	554	.280
Virginia	5	32	149	515	.289
Florida State	38	35	221	715	.309
Duke	66	34	153	482	.317
North Carolina	70	38	275	862	.319
Miami	99	33	209	641	.326
Maryland	124	32	195	588	.332
NC State	127	37	236	710	.332
Georgia Tech	194	31	199	573	.347
Boston College	209	31	211	604	.349
Wake Forest	232	31	219	617	.355
<b>Clemson</b>	<b>253</b>	<b>31</b>	<b>178</b>	<b>495</b>	<b>.360</b>

## REBOUND MARGIN

Team	NCAA	G	Own	Opp.	Mar.
North Carolina	1	38	45.0	34.6	10.5
NC State	44	37	37.6	33.3	4.3
Georgia Tech	60	31	35.1	31.6	3.5
Florida State	68	35	36.4	33.4	3.0
Duke	84	34	36.7	34.1	2.6
Virginia	85	32	32.2	29.6	2.6
Maryland	112	32	36.7	34.8	1.9
<b>Clemson</b>	<b>159</b>	<b>31</b>	<b>32.8</b>	<b>32.1</b>	<b>0.8</b>
Miami	190	33	34.8	34.9	-0.2
Virginia Tech	202	33	33.7	34.1	-0.4
Wake Forest	305	31	32.1	36.3	-4.2
Boston College	326	31	29.8	35.8	-6.0

## TURNOVER MARGIN

Team	NCAA	G	Own	Opp.	Mar.
<b>Clemson</b>	<b>40</b>	<b>31</b>	<b>12.1</b>	<b>14.5</b>	<b>2.5</b>
Miami	77	33	11.6	13.2	1.6
Virginia	96	32	11.5	12.9	1.4
North Carolina	98	38	11.9	13.3	1.4
Virginia Tech	141	33	11.8	12.6	.7
Duke	153	34	12.2	12.8	.6
NC State	193	37	12.7	12.5	-0.2
Wake Forest	214	31	12.7	12.1	-0.6
Florida State	242	35	16.1	15.2	-1.0
Maryland	304	32	13.3	10.9	-2.4
Boston College	316	31	14.6	11.8	-2.9
Georgia Tech	321	31	14.5	11.2	-3.3

## ASSIST-TO-TURNOVER RATIO

Team	NCAA	G	Own	Opp.	Mar.
North Carolina	8	38	17.3	11.9	1.45
NC State	27	37	15.6	12.7	1.23
Virginia	92	32	12.3	11.5	1.07
<b>Clemson</b>	<b>107</b>	<b>31</b>	<b>12.6</b>	<b>12.1</b>	<b>1.05</b>
Miami	125	33	11.9	11.6	1.03
Duke	129	34	12.4	12.2	1.02
Virginia Tech	145	33	11.7	11.8	.99
Wake Forest	199	31	11.7	12.7	.92
Maryland	277	32	10.6	13.3	.80
Boston College	282	31	11.4	14.6	.78
Georgia Tech	300	31	11	14.5	.76
Florida State	301	35	12.2	16.1	.76

## ASSISTS PER GAME

Team	NCAA	G	Stl.	PG
North Carolina	4	38	659	17.3
NC State	17	37	577	15.6
<b>Clemson</b>	<b>186</b>	<b>31</b>	<b>392</b>	<b>12.7</b>
Duke	202	34	423	12.4
Virginia	212	32	394	12.3
Florida State	221	35	427	12.2
Miami	251	33	392	11.9
Wake Forest	261	31	363	11.7
Virginia Tech	264	33	386	11.7
Boston College	270	31	354	11.4
Georgia Tech	298	31	340	11.0
Maryland	311	32	339	10.6

## BLOCKED SHOTS PER GAME

Team	NCAA	G	Blk.	PG
Florida State	7	35	213	6.1
North Carolina	8	38	221	5.8
Georgia Tech	26	31	152	4.9
Wake Forest	47	31	142	4.6
Maryland	61	32	139	4.3
NC State	87	37	150	4.1
Duke	89	34	136	4.0
<b>Clemson</b>	<b>112</b>	<b>31</b>	<b>117</b>	<b>3.8</b>
Miami	135	33	118	3.6
Virginia Tech	181	33	107	3.2
Boston College	225	31	89	2.9
Virginia	238	32	88	2.8

## STEALS PER GAME

Team	NCAA	G	Stl.	PG
Florida State	67	35	265	7.6
<b>Clemson</b>	<b>76</b>	<b>31</b>	<b>231</b>	<b>7.5</b>
North Carolina	128	38	259	6.8
NC State	139	37	249	6.7
Virginia	169	32	207	6.5
Miami	178	33	210	6.4
Duke	196	34	210	6.2
Virginia Tech	269	33	183	5.6
Wake Forest	289	31	162	5.2
Georgia Tech	294	31	161	5.2
Boston College	308	31	153	4.9
Maryland	336	32	137	4.3

2012-13 MEN'S BASKETBALL GUIDE





# 2011-12 BOXSCORES

## Game #1: Clemson 65, Gardner-Webb 44

Nov. 11, 2011 at Littlejohn Coliseum, Clemson, SC  
Gardner-Webb 0-1

#	Player	tot-fg		3-pt		ft		f ta		rebounds			pf	tp	a	to	bk	s	min	
		fg	fga	fg	fga	ft	f ta	of	de	tot										
05	Johnson, Stefan	f	2	7	0	0	0	0	0	2	0	2	3	4	0	0	0	2	27	
54	Byron, Mike	c	0	1	0	0	4	4	0	1	1	0	4	0	1	0	0	15		
10	Landis, Max	g	2	8	2	4	0	0	0	3	3	2	6	1	4	0	2	26		
11	Dawson, Jason	g	3	8	1	4	0	0	0	2	2	1	7	0	4	0	1	30		
15	Buggs, Laron	g	3	8	1	2	7	8	1	6	7	3	14	1	2	0	1	32		
00	Harper, Donta	1	3	0	0	0	0	0	1	0	1	0	2	0	3	0	0	12		
04	Strange, Tyler	1	3	1	3	0	0	0	0	3	3	2	3	2	0	0	2	20		
24	Hartley, Kevin	1	5	0	3	0	0	0	0	1	1	3	2	3	3	0	1	21		
31	Butler, Santoiné	0	0	0	0	0	0	0	0	0	0	0	0	0	1	0	0	6		
33	Hensley, Corey	1	2	0	0	0	0	0	0	0	0	1	2	1	0	0	0	11		
TEAM																				
Totals.....		14	45	5	16	11	12			6	17	23	15	44	8	18	0	9	200	
TOTAL FG%	1st Half: 9-24 37.5%	2nd Half: 5-21 23.8%																	Game: 31.1%	DEADBALL
3-Pt. FG%	1st Half: 4-9 44.4%	2nd Half: 1-7 14.3%																	Game: 31.3%	REBOUNDS
F Throw %	1st Half: 7-8 87.5%	2nd Half: 4-4 100%																	Game: 91.7%	0

Clemson 1-0

#	Player	tot-fg		3-pt		ft		f ta		rebounds			pf	tp	a	to	bk	s	min	
		fg	fga	fg	fga	ft	f ta	of	de	tot										
24	Jennings, Milton	f	4	9	1	1	1	3	1	3	4	2	10	2	5	2	1	25		
31	Booker, Devin	f	2	6	0	1	4	4	1	2	3	3	8	2	3	0	1	31		
01	Sapp, T.J.	g	4	6	3	5	0	0	0	2	2	1	11	0	1	0	1	30		
05	Smith, Tanner	g	3	4	0	1	0	0	1	13	14	1	6	8	5	2	5	33		
11	Young, Andre	g	7	9	3	4	2	2	0	3	3	0	19	2	1	0	1	36		
04	Hall, Rod	1	1	0	0	0	0	0	0	1	1	1	2	1	1	0	0	16		
10	Baciu, Catalin	0	2	0	0	0	1	0	0	0	0	1	0	0	1	1	0	3		
15	Coleman, Devin	0	1	0	1	0	0	0	0	0	0	1	0	0	0	0	0	1		
21	Narcisse, Bryan	3	5	0	2	1	2	1	1	2	3	7	2	0	1	0	1	14		
22	Sullivan, Bernard	1	2	0	0	0	0	0	0	0	0	0	2	0	0	1	0	6		
32	McDaniels, K.J.	0	1	0	0	0	0	0	1	0	1	1	0	0	0	0	0	5		
TEAM		1 1 2 1																		
Totals.....		25	46	7	15	8	12			6	26	32	14	65	17	18	7	9	200	
TOTAL FG%	1st Half: 11-21 52.4%	2nd Half: 14-25 56.0%																	Game: 54.3%	DEADBALL
3-Pt. FG%	1st Half: 4-7 57.1%	2nd Half: 3-8 37.5%																	Game: 46.7%	REBOUNDS
F Throw %	1st Half: 3-5 60.0%	2nd Half: 5-7 71.4%																	Game: 66.7%	2

Officials: Bryan Kersey, Tim Nestor, William Humes  
Technical fouls: Gardner-Webb-None. Clemson-None.  
Attendance: 6000

Score by Periods	1st	2nd	Total
Gardner-Webb	29	15	44
Clemson	29	36	65

## Game #2: Clemson 73, The Citadel 50

Nov. 16, 2011 at McAlister Field House, Charleston, SC  
Clemson 2-0

#	Player	tot-fg		3-pt		ft		f ta		rebounds			pf	tp	a	to	bk	s	min	
		fg	fga	fg	fga	ft	f ta	of	de	tot										
01	Sapp, T.J.	*	3	6	1	2	0	0	0	6	6	2	7	2	0	0	3	26		
05	Smith, Tanner	*	5	7	1	1	0	1	1	6	7	3	11	4	2	0	0	29		
11	Young, Andre	*	3	6	1	3	1	2	0	3	3	0	8	4	1	0	2	28		
24	Jennings, Milton	*	4	8	0	1	2	2	1	3	4	3	10	1	2	1	21			
31	Booker, Devin	*	6	9	1	2	1	4	2	2	4	2	14	0	2	2	0	16		
02	Fields, Carson	0	0	0	0	0	0	0	0	0	0	0	0	1	0	0	0	2		
04	Hall, Rod	1	3	0	0	5	8	0	0	0	0	2	7	1	1	0	0	17		
10	Baciu, Catalin	4	10	0	0	1	1	2	4	6	3	9	0	4	1	0	15			
15	Coleman, Devin	1	1	0	0	0	0	0	0	0	0	0	2	1	1	0	0	8		
21	Narcisse, Bryan	1	2	0	0	0	0	1	3	4	2	2	0	1	3	0	0	18		
22	Sullivan, Bernard	1	2	0	0	0	2	2	1	3	0	2	0	1	1	0	11			
32	McDaniels, K.J.	0	0	0	0	1	2	0	1	1	2	1	0	1	2	0	0	9		
TEAM		1 1 2 1																		
Totals.....		29	54	4	9	11	22			10	30	40	19	73	14	16	11	6	200	
TOTAL FG%	1st Half: 17-31 54.8%	2nd Half: 12-23 52.2%																	Game: 53.7%	DEADBALL
3-Pt. FG%	1st Half: 3-5 60.0%	2nd Half: 1-4 25.0%																	Game: 44.4%	REBOUNDS
F Throw %	1st Half: 2-4 50.0%	2nd Half: 9-18 50.0%																	Game: 50.0%	4

The Citadel 1-2

#	Player	tot-fg		3-pt		ft		f ta		rebounds			pf	tp	a	to	bk	s	min	
		fg	fga	fg	fga	ft	f ta	of	de	tot										
03	MORABBI, Cosmo	*	3	7	2	4	0	0	1	0	1	1	8	1	1	0	1	23		
11	WRIGHT, DeVontae	*	2	13	1	4	2	2	0	5	5	4	7	2	3	0	0	23		
25	BRAY, C.J.	*	0	4	0	4	0	0	0	3	3	0	0	0	0	0	0	15		
31	GROSELLE, Mike	*	7	13	0	0	2	6	5	6	11	4	16	0	3	0	1	37		
34	HOLSTON, Bo	*	3	9	1	2	1	2	3	2	5	2	8	1	2	0	1	24		
10	HARRIS III, Marshall	0	0	0	0	1	2	0	1	1	1	1	1	1	3	0	1	16		
12	MOORE, Ashton	0	4	0	1	0	0	0	0	1	1	0	0	1	1	0	1	12		
15	ROBERTSON, Jordan	0	0	0	0	0	0	0	1	0	1	3	0	0	0	0	1	8		
20	SMITH, Barry	1	6	0	2	0	0	1	1	2	1	2	0	1	0	0	0	21		
24	MILLER, Lawrence	1	4	1	2	0	0	0	0	0	0	2	3	1	1	0	1	11		
44	HORGAN, P.J.	2	3	0	0	1	1	0	2	2	0	5	0	0	0	0	0	10		
TEAM		5 1 6 1																		
Totals.....		19	63	5	19	7	13			16	22	38	18	50	7	16	0	9	200	
TOTAL FG%	1st Half: 8-26 30.8%	2nd Half: 11-37 29.7%																	Game: 30.2%	DEADBALL
3-Pt. FG%	1st Half: 1-6 16.7%	2nd Half: 4-13 30.8%																	Game: 26.3%	REBOUNDS
F Throw %	1st Half: 4-6 66.7%	2nd Half: 3-7 42.9%																	Game: 53.8%	4

Officials: Ray Natilli, Ron Groover, Alan Spainhour  
Technical fouls: Clemson Tigers-None. The Citadel-None.  
Attendance: 5186

Score by Periods	1st	2nd	Total
Clemson	39	34	73
The Citadel	21	29	50

## Game #3: College of Charleston 72, Clemson 69

Nov. 19, 2011 at Littlejohn Coliseum, Clemson, SC  
College of Charleston 3-0

#	Player	tot-fg		3-pt		ft		f ta		rebounds			pf	tp	a	to	bk	s	min	
		fg	fga	fg	fga	ft	f ta	of	de	tot										
30	Wiggins, Antwaune	f	9	14	4	8	0	0	2	5	7	1	22	1	2	0	0	37		
44	Wiedeman, Trent	f	7	13	0	1	1	3	2	6	8	4	15	1	2	0	0	31		
01	Baru, Adjehi	c	3	8	0	0	2	3	3	6	9	3	8	1	1	2	0	31		
04	Lawrence, Andrew	g	6	8	1	3	2	3	2	3	5	0	15	5	0	0	2	36		
32	Scott, Jordan	g	0	2	0	1	0	0	0	0	0	0	1	2	0	1	1	17		
05	Sundberg, Matt	0	2	0	2	0	0	0	0	0	0	0	0	0	0	0	1	9		
11	Johnson, Nori	0	1	0	0	0	0	0	1	0	1	0	0	0	1	0	1	3		
22	Stitt, Anthony	3	5	0	1	2	5	0	1	1	0	8	2	0	0	0	0	27		
25	Carlton, James	2	4	0	1	0	0	0	0	0	0	4	1	2	0	1	9			
TEAM		1 1 1 1																		
Totals.....		30	57	5	17	7	14			11	21	32	8	72	12	11	2	6	200	
TOTAL FG%	1st Half: 17-33 51.5%	2nd Half: 13-24 54.2%																	Game: 52.6%	DEADBALL
3-Pt. FG%	1st Half: 3-10 30.0%	2nd Half: 2-7 28.6%																	Game: 29.4%	REBOUNDS
F Throw %	1st Half: 2-5 40.0%	2nd Half: 5-9 55.6%																	Game: 50.0%	1

Clemson 2-1

#	Player	tot-fg		3-pt		ft		f ta		rebounds			pf	tp	a	to	bk	s	min
		fg	fga	fg	fga	ft	f ta	of	de	tot									
24	Jennings, Milton	f	5	13	1	2	1	2	3	3	6	3	12	0	1	1	1	24	
31	Booker, Devin	f	8	14	0	0	0	0	7	7	14	1	16	1	3	2	1	37	
01	Sapp, T.J.	g	1	3	1	3	0	0	1	1	2	0	3	0	1	0	0	24	
05	Smith, Tanner	g	5	11	2	6	3	4	0	1	1	3	15	1	1	0	2	34	
11	Young, Andre	g	3	13	2	10	2	2	0	3	3	2	10	9	1	0	2	38	
04	Hall, Rod	1	2	0	0	1	1	1	1	2	3	1	3	0	0	0	0	13	
10	Baciu, Catalin	1	1	0	0	0	0	0	1	0	1	1	2	0	0	0	0	2	
15	Coleman, Devin	0	0	0	0	0	0	0	0	0	0	0	0	0	0	0	0	2	
21	Narcisse, Bryan	4	6	0	1	0	0	1	1	2	2	8	2	1	0	0	0	22	
32	McDaniels, K.J.	0	1	0	0	0	0	0	0	0	0	2	0	0	1	0	0	4	
TEAM		2 1 3 3																	
Totals.....		28	64	6	22	7	9			16	19	35	15	69	13	9	3	6	200
TOTAL FG%																			

# 2011-12 BOXSCORES

## Game #5: Clemson 59, Furman 49

Nov. 25, 2011 at Littlejohn Coliseum, Clemson, SC

Furman 3-2		tot-fg		3-pt		ft		fta		rebounds		pf		tp		a		bk		s		min	
#	Player	fg	fga	fg	fga	ft	fta	of	de	tot	pf	tp	a	to	bk	s	min						
15	Irwin, Bryant	f	4	12	2	6	3	5	2	5	7	0	13	0	2	1	0	35					
24	Sebirumbi, Brandon	f	0	0	0	3	5	1	0	1	5	3	0	1	0	1	14						
44	Toler, Chris	f	3	5	0	1	2	0	3	3	3	7	1	1	0	0	30						
03	Brown, Richard	g	3	7	0	0	3	4	0	4	4	2	9	3	4	0	33						
22	Austin, Bobby	g	3	5	0	2	0	0	2	2	2	6	1	4	0	0	27						
10	Loyd, Jordan	0	1	0	0	0	0	0	1	1	0	0	1	0	0	0	8						
12	Reddick, Charlie	3	7	3	6	0	0	0	1	1	4	9	1	1	0	2	25						
35	Early, Dominic	0	1	0	0	0	0	1	0	1	0	0	1	0	0	0	11						
43	Reddick, Colin	1	3	0	0	0	0	0	2	2	3	2	0	2	0	0	17						
TEAM		2 1 3																					
Totals.....		17	41	5	14	10	16	6	19	25	19	49	8	15	1	4	200						
TOTAL FG%		1st Half: 9-19 47.4%		2nd Half: 8-22 36.4%		Game: 41.5%		DEADBALL															
3-Pt. FG%		1st Half: 3-7 42.9%		2nd Half: 2-7 28.6%		Game: 35.7%		REBOUNDS															
F Throw %		1st Half: 3-5 60.0%		2nd Half: 7-11 63.6%		Game: 62.5%		3															

Clemson 3-2		tot-fg		3-pt		ft		fta		rebounds		pf		tp		a		bk		s		min	
#	Player	fg	fga	fg	fga	ft	fta	of	de	tot	pf	tp	a	to	bk	s	min						
24	Jennings, Milton	f	7	12	0	0	8	11	5	9	14	1	22	1	1	0	2	37					
31	Booker, Devin	f	3	6	0	0	2	3	2	2	4	5	8	1	1	0	0	24					
04	Hall, Rod	g	2	4	0	0	0	0	0	1	1	2	4	2	0	1	29						
05	Smith, Tanner	g	3	8	1	4	1	2	1	2	3	2	8	5	3	1	37						
11	Young, Andre	g	4	8	3	6	4	4	0	2	2	1	15	0	2	0	37						
01	Sapp, T.J.	1	3	0	2	0	0	0	1	1	4	2	1	1	0	0	10						
10	Baciu, Catalin	0	0	0	0	0	0	0	0	0	0	0	0	0	0	0	1						
21	Narcisse, Bryan	0	2	0	0	0	0	2	4	6	1	0	1	0	2	0	14						
22	Sullivan, Bernard	0	1	0	0	0	0	0	0	0	0	0	0	0	0	0	2						
32	McDaniels, K.J.	0	4	0	1	0	0	0	0	0	0	0	0	0	1	0	9						
TEAM		1 1																					
Totals.....		20	48	4	13	15	20	11	21	32	16	59	11	10	4	6	200						
TOTAL FG%		1st Half: 9-24 37.5%		2nd Half: 11-24 45.8%		Game: 41.7%		DEADBALL															
3-Pt. FG%		1st Half: 1-6 16.7%		2nd Half: 3-7 42.9%		Game: 30.8%		REBOUNDS															
F Throw %		1st Half: 5-6 83.3%		2nd Half: 10-14 71.4%		Game: 75.0%		3															

Officials: Mike Eades, Louie Andrakakos, Jeff Nichols

Technical fouls: Furman-None. Clemson-None.

Attendance: 7126

Score by Periods		1st	2nd	Total
Furman		24	25	49
Clemson		24	35	59

## Game #6: Clemson 71, Iowa 55

Nov. 29, 2011 at Carver-Hawkeye Arena, Iowa City, IA

Clemson 4-2		tot-fg		3-pt		ft		fta		rebounds		pf		tp		a		bk		s		min	
#	Player	fg	fga	fg	fga	ft	fta	of	de	tot	pf	tp	a	to	bk	s	min						
05	Smith, Tanner	f	3	7	1	5	0	0	1	13	14	1	7	8	2	0	0	34					
24	Jennings, Milton	f	1	5	0	1	0	0	0	1	1	3	2	1	5	1	0	23					
31	Booker, Devin	c	4	6	1	1	0	0	2	10	12	4	9	1	1	0	0	24					
04	Hall, Rod	g	3	6	0	0	1	4	0	1	1	4	7	1	1	0	0	28					
11	Young, Andre	g	6	10	5	6	2	2	1	0	1	3	19	4	1	0	2	28					
01	Sapp, T.J.	5	9	3	6	0	0	0	3	3	2	13	2	2	0	0	22						
02	Fields, Carson	0	1	0	0	0	0	0	0	0	0	0	0	0	0	0	1						
10	Baciu, Catalin	4	5	0	0	0	0	3	1	4	2	8	0	1	0	0	10						
15	Coleman, Devin	0	0	0	0	0	0	0	0	0	0	0	0	0	0	0	2						
21	Narcisse, Bryan	1	3	1	2	0	0	0	2	2	1	3	2	1	2	0	16						
22	Sullivan, Bernard	0	0	0	0	0	0	0	2	2	0	0	0	0	0	0	7						
32	McDaniels, K.J.	1	2	0	0	1	1	0	1	1	1	1	3	1	0	0	5						
TEAM		1 1																					
Totals.....		28	54	11	21	4	7	8	34	42	21	21	20	19	3	2	200						
TOTAL FG%		1st Half: 13-27 48.1%		2nd Half: 15-27 55.6%		Game: 51.9%		DEADBALL															
3-Pt. FG%		1st Half: 7-14 50.0%		2nd Half: 4-7 57.1%		Game: 52.4%		REBOUNDS															
F Throw %		1st Half: 1-1 100%		2nd Half: 3-6 50.0%		Game: 57.1%		2															

Iowa 4-3		tot-fg		3-pt		ft		fta		rebounds		pf		tp		a		bk		s		min	
#	Player	fg	fga	fg	fga	ft	fta	of	de	tot	pf	tp	a	to	bk	s	min						
01	Basabe, Melsahn	f	1	6	0	0	0	0	1	0	1	0	1	0	2	0	1	0	20				
15	McCabe, Zach	f	3	4	0	0	1	1	2	5	7	5	7	0	3	0	2	19					
25	May, Eric	f	1	6	0	3	0	0	0	2	2	1	2	1	0	0	0	12					
05	Gatens, Matt	g	1	6	0	1	6	7	0	0	0	2	8	0	1	0	1	33					
24	Cartwright, Bryce	g	2	11	0	1	3	4	0	2	2	0	7	2	2	0	1	28					
00	Olaseni, Gabriel	0	0	0	0	0	0	0	0	0	0	0	0	0	1	0	0	5					
02	Oglesby, Josh	4	9	3	4	4	4	1	2	3	0	15	0	0	0	0	25						
04	Marble, Roy Devyn	2	8	0	1	2	2	0	0	0	0	6	1	0	1	1	17						
14	McCarty, Stephen	0	0	0	0	0	0	0	0	0	0	0	0	0	0	0	2						
20	Brommer, Andrew	0	2	0	0	2	2	2	1	3	0	2	0	1	0	0	15						
30	White, Aaron	2	4	0	1	0	0	0	4	4	2	4	0	0	0	0	17						
32	Stubbs, Brandon	0	0	0	0	2	2	0	0	0	0	2	0	0	0	0	2						
34	Stokes, Darius	0	0	0	0	0	0	0	1	1	1	0	0	0	1	1	3						
35	Archie, Devon	0	0	0	0	0	0	0	0	0	0	0	0	0	0	0	2						
TEAM		2 2 4																					
Totals.....		16	56	3	11	20	22	8	19	27	11	55	5	10	3	8	200						
TOTAL FG%		1st Half: 7-30 23.3%		2nd Half: 9-26 34.6%		Game: 28.6%		DEADBALL															
3-Pt. FG%		1st Half: 0-4 0.0%		2nd Half: 3-7 42.9%		Game: 27.3%		REBOUNDS															
F Throw %		1st Half: 6-7 85.7%		2nd Half: 14-15 93.3%		Game: 90.9%		0															

Officials: Ed Hightower, Mark Whitehead, D.J. Cartstensen

Technical fouls: Clemson-None. Iowa-None.

Attendance: 10449

Score by Periods		1st	2nd	Total
Clemson		34	37	71
Iowa		20	35	55

## Game #7: South Carolina 58, Clemson 55

Dec. 4, 2011 at Littlejohn Coliseum, Clemson, SC

South Carolina 3-5		tot-fg		3-pt		ft		fta		rebounds		pf		tp		a		bk		s		min	
#	Player	fg	fga	fg	fga	ft	fta	of	de	tot	pf	tp	a	to	bk	s	min						
13	Gill, Anthony	f	3	7	2	3	2	4	0	6	6	4	10	0	0	0	24						
15	Cooke, Malik	f	2	10	0	2	2	4	5	3	8	2	6	1	1	0	4	35					
24	Harris, Damontre	f	4	9	0	0	2	2	3	3	6	2	10	0	1	5	1	35					
30	Jackson, Lakeem	f	4	5	0	1	0	1	1	3	4	1	8	2	2	0	25						
05	Smith, Eric	g	2	3	0	1	0	0	2	2	2	4	3	1	0	0	22						
02	Richardson, Brian	3	4	2	3	1	2	1	2	3	0	9	0	0	0	0	22						
23	Ellington, Bruce	2	8	1	4	4	4	0	0	0	3	9	2	2	0	1	23						
32	Leonard, Damien	1	3	0	1	0	0	0	0	0	0	2	0	0	0	0	5						
33	Slawson, R.J.	0	0	0	0	0	0	0	1	1	2	0	0	0	0	0	6						
45	Geathers, Carlton	0	1	0	0	0	0	0	0	0	0	0	0	0	0	0	3						
TEAM		3 3																					
Totals.....		21	50	5	15	11	17	10	23	33	16	58	8	8	5	6	200						
TOTAL FG%		1st Half: 12-26 46.2%		2nd Half: 9-24																			



# 2011-12 BOXSCORES

## Game #9: Clemson 60, Winthrop 40

Dec. 17, 2011 at Littlejohn Coliseum, Clemson, SC

Winthrop 4-7		tot-fg		3-pt		ft		fta		rebounds		of		de		tot		pf		tp		a		to		bk		s		min	
##	Player	fg	fga	fg	fga	ft	fta	of	de	tot	pf	tp	a	to	bk	s	min														
12	Bourne, James	f	0	0	0	0	0	0	3	3	0	0	0	1	0	1	20														
43	Valentine, George	f	2	2	0	0	0	1	3	4	2	4	0	2	0	0	32														
03	Smith, Andre	g	0	3	0	2	0	0	0	0	2	0	0	0	0	0	6														
04	Middleton, Reggie	g	3	12	1	4	4	1	3	4	4	11	1	4	0	0	29														
21	Jones, Andre	g	5	13	2	4	0	2	1	1	1	12	0	1	0	2	35														
00	Henry, Derrick	0	0	0	0	0	0	0	0	0	0	0	0	0	0	1	2														
02	Gamble, Gideon	1	8	0	4	0	0	1	3	4	4	2	1	1	1	0	23														
05	Morgan, Matt	4	8	0	1	2	2	4	1	5	1	10	1	2	0	0	24														
11	King, Reggie	0	0	0	0	0	0	0	0	0	3	0	0	1	0	0	11														
14	Diop, Shola	0	0	0	0	0	0	0	0	0	0	0	0	0	0	0	3														
15	Jerome, Joab	0	0	0	0	1	2	0	1	1	1	1	2	1	0	1	14														
23	Brown, Larry	0	1	0	0	0	0	0	0	0	0	0	0	0	0	0	1														
TEAM								2		1		3																			
Totals.....		15	47	3	15	7	10	9	16	25	18	40	5	13	1	5	200														
TOTAL FG%		1st Half: 10-26 38.5%		2nd Half: 5-21 23.8%		Game: 31.9%		DEADBALL																							
3-Pt. FG%		1st Half: 2-7 28.6%		2nd Half: 1-8 12.5%		Game: 20.0%		REBOUNDS																							
F Throw %		1st Half: 2-2 100%		2nd Half: 5-8 62.5%		Game: 70.0%																									

### Clemson 5-4

Clemson 5-4		tot-fg		3-pt		ft		fta		rebounds		of		de		tot		pf		tp		a		to		bk		s		min	
##	Player	fg	fga	fg	fga	ft	fta	of	de	tot	pf	tp	a	to	bk	s	min														
05	Smith, Tanner	f	5	9	2	3	5	6	0	5	5	0	17	5	2	2	1	30													
31	Booker, Devin	f	4	7	0	1	1	5	2	5	7	4	9	1	3	1	25														
10	Baciu, Catalin	c	2	2	0	0	1	2	2	1	3	2	5	0	1	1	0	17													
04	Hall, Rod	g	1	3	1	1	0	0	1	0	1	3	2	0	0	1	27														
11	Young, Andre	g	5	8	2	3	3	4	0	0	0	1	15	4	0	0	1	30													
01	Sapp, T.J.	2	4	1	3	0	0	0	1	4	5	0	5	1	2	0	0	16													
02	Fields, Carson	0	0	0	0	0	0	0	0	0	0	0	0	0	0	0	1	1													
15	Coleman, Devin	0	1	0	1	0	0	0	2	2	0	0	0	1	0	0	4														
21	Narcisse, Bryan	0	0	0	0	0	0	0	1	1	2	0	0	0	0	0	8														
22	Sullivan, Bernard	1	2	0	0	0	0	0	2	2	3	2	0	1	0	0	15														
24	Jennings, Milton	0	4	0	1	0	0	0	2	2	1	0	2	2	0	0	18														
32	McDaniels, K.J.	1	2	1	1	1	2	0	1	1	0	4	0	0	0	0	9														
TEAM								2		1		3																			
Totals.....		21	42	7	14	11	19	8	24	32	16	60	15	12	4	5	200														
TOTAL FG%		1st Half: 11-24 45.8%		2nd Half: 10-18 55.6%		Game: 50.0%		DEADBALL																							
3-Pt. FG%		1st Half: 3-9 33.3%		2nd Half: 4-5 80.0%		Game: 50.0%		REBOUNDS																							
F Throw %		1st Half: 6-10 60.0%		2nd Half: 5-9 55.6%		Game: 57.9%																									

Officials: Bryan Kersey, Tim Nestor, Bob Testa  
 Technical fouls: Winthrop-None. Clemson-None.  
 Attendance: 7584

Score by Periods	1st	2nd	Total
Winthrop	24	16	40
Clemson	31	29	60

## Game #11: UTEP 61, Clemson 48

Dec. 22, 2011 at Stan Sheriff Center, Honolulu, HI (Diamond Head Classic)

UTEP 5-5		tot-fg		3-pt		ft		fta		rebounds		of		de		tot		pf		tp		a		to		bk		s		min	
##	Player	fg	fga	fg	fga	ft	fta	of	de	tot	pf	tp	a	to	bk	s	min														
10	WASHBURN, Julian	*	1	2	0	1	0	0	0	2	2	0	2	1	3	0	0	13													
11	STREETER, Jacques	*	2	4	1	2	2	2	0	1	1	2	7	3	0	1	34														
23	McCULLLEY, Gabriel	*	3	7	0	2	0	0	0	6	6	4	6	0	2	1	23														
24	PEREZ, Michael	*	8	12	3	6	6	7	0	3	3	1	25	2	2	0	40														
31	LANG, Cedrick	*	2	3	0	0	1	1	2	5	7	4	5	1	3	0	33														
05	COOPER, C.J.	4	7	3	6	0	0	0	0	1	1	1	11	2	0	0	22														
15	RAGLAND, Jalen	0	0	0	0	0	0	0	0	0	0	1	0	0	0	0	5														
21	BOHANNON, John	2	6	0	1	1	2	1	5	6	2	5	0	3	1	0	25														
55	CAMPBELL, D'Von	0	2	0	2	0	0	0	0	1	1	0	0	0	0	1	5														
Team								1		2																					
Totals.....		22	43	7	20	10	12	4	25	29	15	61	13	16	2	4	200														
TOTAL FG%		1st Half: 10-18 55.6%		2nd Half: 12-25 48.0%		Game: 51.2%		DEADBALL																							
3-Pt. FG%		1st Half: 1-6 16.7%		2nd Half: 6-14 42.9%		Game: 35.0%		REBOUNDS																							
F Throw %		1st Half: 3-4 75.0%		2nd Half: 7-8 87.5%		Game: 83.3%																									

### Clemson 6-5

Clemson 6-5		tot-fg		3-pt		ft		fta		rebounds		of		de		tot		pf		tp		a		to		bk		s		min	
##	Player	fg	fga	fg	fga	ft	fta	of	de	tot	pf	tp	a	to	bk	s	min														
04	Hall, Rod	*	1	9	0	1	2	2	4	0	4	1	4	1	0	0	24														
05	Smith, Tanner	*	3	4	1	2	0	0	0	4	4	4	7	2	2	0	35														
10	Baciu, Catalin	*	1	3	0	0	0	0	1	0	1	1	2	0	0	0	6														
11	Young, Andre	*	1	9	0	6	4	4	1	3	4	0	6	2	2	0	38														
31	Booker, Devin	*	2	9	0	1	1	2	3	2	5	2	5	1	1	0	34														
01	Sapp, T.J.	0	4	0	3	0	2	1	0	1	2	0	0	2	0	0	8														
02	Fields, Carson	0	0	0	0	0	0	0	0	0	0	0	0	0	0	0	1														
21	Narcisse, Bryan	0	2	0	2	1	2	1	0	1	1	1	0	0	0	0	3														
22	Sullivan, Bernard	0	1	0	0	0	0	0	1	1	0	0	0	0	0	0	6														
24	Jennings, Milton	5	7	0	1	0	0	2	2	4	2	10	0	1	0	1	24														
32	McDaniels, K.J.	4	8	2	5	3	4	3	1	4	1	13	0	2	2	1	21														
Team								1		1																					
Totals.....		17	56	3	21	11	16	16	14	30	14	48	6	11	2	7	200														
TOTAL FG%		1st Half: 9-28 32.1%		2nd Half: 8-28 28.6%		Game: 30.4%		DEADBALL																							
3-Pt. FG%		1st Half: 1-10 10.0%		2nd Half: 2-11 18.2%		Game: 14.3%		REBOUNDS																							
F Throw %		1st Half: 5-6 83.3%		2nd Half: 6-10 60.0%		Game: 68.8%																									

Officials: Ted Valentine, Chris Beaver, John Stigliano  
 Technical fouls: UTEP-None. Clemson-None.  
 Attendance: 6751

Score by Periods	1st	2nd	Total
UTEP	24	37	61
Clemson	24	24	48

## Game #10: Clemson 70, Alabama State 45

Dec. 19, 2011 at Littlejohn Coliseum, Clemson, SC

Alabama State 2-8		tot-fg		3-pt		ft		fta		rebounds		of		de		tot		pf		tp		a		to		bk		s		min	
##	Player	fg	fga	fg	fga	ft	fta	of	de	tot	pf	tp	a	to	bk	s	min														
02	Page, Luther	f	1	5	0	0	1	2	1	1	2	4	3	0	1	0	0	24													
20	Washington, Kenderek	f	4	11	2	6	0	0	3	2	5	1	10	2	4	0	0	33													
04	Middlebrooks, Jeff	g	1	5	1	4	2	2	1	2	3	2	5	3	2	0	0	33													
05	White, Ivory	g	1	5	1	2	0	0	2	3	5	4	3	2	2	1	0	22													
21	Butler, Tramaime	g	4	13	1	2	0	0	2	3	5	5	9	2	2	0	0	25													
03	Mason, Josh	0	1	0	0	0	1	0	0	0	0	0	0	0	1	0	0	10													
10	Watts, Ryan	0	0	0	0	0	0	1	0	1	0	1	3	0	2	1	0	13													
11	Crawford, Phillip	3	5	0	0	0	0	0	1	1	0	6	0	2	0	1	17														
24	Brown, Stephawn	3	7	1	3	2	4	0	3	3	1	9	0	1	1	2	23														
TEAM								2		2																					
Totals.....		17	52	6	17	5	9	10	17	27	20	45	11	16	2	5	200														
TOTAL FG%		1st Half: 8-27 29.6%		2nd Half: 9-25 36.0%		Game: 32.7%		DEADBALL																							
3-Pt. FG%		1st Half: 3-9 33.3%		2nd Half: 3-8 37.5%		Game: 35.3%		REBOUNDS																							
F Throw %		1st Half: 2-4 50.0%		2nd Half: 3-5 60.0%		Game: 55.6%																									

### Clemson 6-4

Clemson 6-4		tot-fg		3-pt		ft		fta		rebounds		of		de		tot		pf		tp		a		to		bk		s		min	
##	Player	fg	fga	fg	fga	ft	fta	of	de	tot	pf	tp	a	to	bk	s	min														
21	Narcisse, Bryan	f	2	2	0	0	3	6	1	2	3																				

# 2011-12 BOXSCORES

## Game #13: Hawaii 75, Clemson 68

Dec. 25, 2011 at Stan Sheriff Center, Honolulu, HI (Diamond Head Classic)

Clemson 7-6		tot-fg		3-pt		ft		fta		rebounds		pf		tp		a		bk		s		min	
#	Player	fg	fga	fg	fga	ft	fta	of	de	tot	pf	tp	a	to	bk	s	min						
04	Hall, Rod	* 2	7	0	0	0	0	1	0	1	2	4	2	3	0	0	16						
05	Smith, Tanner	* 4	7	2	3	2	3	0	3	3	2	12	5	0	0	34							
11	Young, Andre	* 5	13	2	4	2	2	1	3	4	1	14	4	0	0	38							
21	Narcisse, Bryan	* 0	1	0	0	0	0	0	1	1	2	0	0	0	1	7							
31	Booker, Devin	* 6	14	1	2	0	0	4	3	7	1	13	0	1	2	33							
01	Sapp, T.J.	3	8	3	6	0	2	2	1	3	5	9	1	2	0	26							
10	Baciu, Catalin	2	3	0	0	2	3	1	0	1	2	6	0	0	0	12							
22	Sullivan, Bernard	1	5	0	1	0	0	1	1	2	2	2	1	1	1	20							
32	McDaniels, K.J.	3	6	0	0	2	2	2	2	4	2	8	0	2	1	14							
Team																							
Totals.....		26	64	8	16	8	12	13	16	29	19	68	13	7	6	4	200						
TOTAL FG%		1st Half: 14-31 45.2%		2nd Half: 12-33 36.4%		Game: 40.6%		DEADBALL															
3-Pt. FG%		1st Half: 4-6 66.7%		2nd Half: 4-10 40.0%		Game: 50.0%		REBOUNDS															
F Throw %		1st Half: 2-4 50.0%		2nd Half: 6-8 75.0%		Game: 66.7%		1,1															

Hawaii 7-5		tot-fg		3-pt		ft		fta		rebounds		pf		tp		a		bk		s		min	
#	Player	fg	fga	fg	fga	ft	fta	of	de	tot	pf	tp	a	to	bk	s	min						
03	Johnson, Zane	* 8	14	6	12	5	6	0	3	3	0	27	2	2	0	2	39						
05	Thomas, Joston	* 3	10	0	0	2	2	0	6	6	1	8	0	1	0	0	29						
11	Ostrowski, Jeremiah	* 1	3	0	1	0	0	1	2	3	3	2	8	3	0	1	31						
15	Joaquim, Vander	* 6	11	0	0	2	2	1	9	10	1	14	1	1	2	0	37						
31	Wiseman, Trevor	* 3	4	0	0	0	0	3	3	6	2	6	2	2	0	0	28						
01	Miles, Bobby	0	0	0	0	0	0	0	0	0	0	0	0	0	0	0	3						
02	Jefferson, Garrett	1	2	0	0	1	2	1	1	2	0	3	0	0	1	5							
04	Stokes, Shaquille	0	0	0	0	5	6	0	0	0	0	5	1	1	0	2	7						
13	Rozitis, Davis	0	0	0	0	0	0	0	0	0	1	0	0	0	0	0	+						
21	Brereton, Hauns	4	9	1	2	1	1	1	3	4	5	10	1	1	0	0	21						
Team																							
Totals.....		26	53	7	15	16	19	10	27	37	13	75	17	12	2	6	200						
TOTAL FG%		1st Half: 11-28 39.3%		2nd Half: 15-25 60.0%		Game: 49.1%		DEADBALL															
3-Pt. FG%		1st Half: 3-7 42.9%		2nd Half: 4-8 50.0%		Game: 46.7%		REBOUNDS															
F Throw %		1st Half: 6-8 75.0%		2nd Half: 10-11 90.9%		Game: 84.2%		3,1															

Officials: Mike Thibodeaux, Jon Stigliano, Chris Beaver  
 Technical fouls: Clemson-None. Hawaii-None.  
 Attendance: 6227

Score by Periods	1st	2nd	Total
Clemson	34	34	68
Hawaii	31	44	75

## Game #14: Clemson 65, East Tennessee State 58

Jan. 1, 2012 at Littlejohn Coliseum, Clemson, SC

East Tennessee State 5-7		tot-fg		3-pt		ft		fta		rebounds		pf		tp		a		bk		s		min	
#	Player	fg	fga	fg	fga	ft	fta	of	de	tot	pf	tp	a	to	bk	s	min						
41	Brown, Isiah	f 1	5	0	0	0	2	1	1	2	3	2	1	1	1	2	23						
02	Jones, Jarvis	g 1	1	1	1	0	2	0	2	2	2	3	1	1	0	1	24						
13	Hubbard, Tommy	g 7	12	1	3	4	5	0	8	8	3	19	1	3	1	1	36						
23	Dubose, Marcus	g 1	4	0	1	0	0	0	3	3	2	2	0	2	0	0	20						
43	Sollazzo, Adam	g 8	16	2	3	9	12	1	5	6	2	27	5	8	0	0	39						
05	Cooley, Sheldon	2	5	0	0	0	0	1	0	1	3	4	0	2	0	2	21						
21	Walton, John	0	0	0	0	1	2	1	0	1	0	1	0	1	0	1	12						
34	Poderis, Lukas	0	1	0	0	0	0	1	1	2	4	0	1	1	1	0	25						
TEAM																							
Totals.....		20	44	4	8	14	23	7	23	30	19	58	9	20	3	7	200						
TOTAL FG%		1st Half: 11-23 47.8%		2nd Half: 9-21 42.9%		Game: 45.5%		DEADBALL															
3-Pt. FG%		1st Half: 2-3 66.7%		2nd Half: 2-5 40.0%		Game: 50.0%		REBOUNDS															
F Throw %		1st Half: 8-11 72.7%		2nd Half: 6-12 50.0%		Game: 60.9%		5															

Clemson 8-6		tot-fg		3-pt		ft		fta		rebounds		pf		tp		a		bk		s		min	
#	Player	fg	fga	fg	fga	ft	fta	of	de	tot	pf	tp	a	to	bk	s	min						
24	Jennings, Milton	f 2	7	0	1	3	6	0	5	5	3	7	3	2	3	3	35						
31	Booker, Devin	f 8	12	0	0	6	8	4	3	7	2	22	1	0	4	1	38						
01	Sapp, T.J.	g 4	9	4	5	1	2	1	2	3	1	13	2	1	0	3	31						
05	Smith, Tanner	g 4	12	1	5	0	2	2	3	5	3	9	4	6	0	3	32						
11	Young, Andre	g 3	8	2	6	4	4	1	7	8	4	12	7	4	0	1	37						
04	Hall, Rod	0	0	0	0	0	0	0	0	0	0	0	1	0	0	2	4						
10	Baciu, Catalin	0	0	0	0	0	0	0	0	0	0	0	0	0	0	0	1						
21	Narcisse, Bryan	1	1	0	0	0	0	0	0	0	2	2	0	3	1	1	15						
22	Sullivan, Bernard	0	0	0	0	0	0	0	0	0	0	0	0	0	0	0	2						
32	McDaniels, K.J.	0	1	0	1	0	0	0	0	0	1	0	0	0	0	0	5						
TEAM																							
Totals.....		22	50	7	18	14	22	9	21	30	16	65	18	16	8	14	200						
TOTAL FG%		1st Half: 10-27 37.0%		2nd Half: 12-23 52.2%		Game: 44.0%		DEADBALL															
3-Pt. FG%		1st Half: 4-12 33.3%		2nd Half: 3-6 50.0%		Game: 38.9%		REBOUNDS															
F Throw %		1st Half: 4-9 44.4%		2nd Half: 10-13 76.9%		Game: 63.6%		4															

Officials: Mike Eades, Ron Groover, Brian Shey  
 Technical fouls: East Tennessee State-None. Clemson-None.  
 Attendance: 6287

Score by Periods	1st	2nd	Total
East Tennessee State	32	26	58
Clemson	28	37	65

## Game #15: Clemson 79, Florida State 59

Jan. 7, 2012 at Littlejohn Coliseum, Clemson, SC

Florida State 9-6, 0-1		tot-fg		3-pt		ft		fta		rebounds		pf		tp		a		bk		s		min	
#	Player	fg	fga	fg	fga	ft	fta	of	de	tot	pf	tp	a	to	bk	s	min						
01	Gibson, Xavier	f 3	5	0	0	0	0	3	1	4	5	6	0	4	0	0	16						
05	James, Bernard	f 4	8	0	0	2	3	4	4	8	3	10	0	2	0	2	32						
03	Loucks, Luke	g 1	6	0	2	2	2	1	2	3	1	4	3	2	0	0	19						
04	Dulkys, Delvidas	g 1	3	1	3	2	2	0	3	3	2	5	1	0	0	1	16						
21	Snaer, Michael	g 3	8	1	2	0	0	0	0	0	1	7	0	2	0	0	27						
10	White, Okaro	1	5	0	0	0	0	1	2	3	4	2	0	0	0	0	13						
12	Peterson, Jeff	1	6	0	2	3	4	0	1	1	1	5	4	3	1	3	21						
24	Space, Antwan	0	1	0	1	0	0	0	1	1	0	0	0	0	0	0	2						
30	Miller, Ian	7	17	2	6	0	0	2	4	6	3	16	1	3	0	2	33						
31	Whisnant, Terry	1	3	1	3	1	2	0	0	0	1	4	1	0	0	1	16						
50	Kreft, Jon	0	0	0	0	0	0	1	0	1	3	0	0	0	0	0	5						
TEAM																							
Totals.....		22	62	5	19	10	13	16	18	34	24	59	10	16	1	9	200						
TOTAL FG%		1st Half: 8-26 30.8%		2nd Half: 14-36 38.9%		Game: 35.5%		DEADBALL															
3-Pt. FG%		1st Half: 2-10 20.0%		2nd Half: 3-9 33.3%		Game: 26.3%		REBOUNDS															
F Throw %		1st Half: 4-5 80.0%		2nd Half: 6-8 75.0%		Game: 76.9%		1															

Clemson 9-6, 1-0		tot-fg		3-pt		ft		fta		rebounds		pf		tp		a		bk		s		min	
#	Player	fg	fga	fg	fga	ft	fta	of	de	tot	pf	tp	a	to	bk	s	min						
24	Jennings, Milton	f 7	10	0	1	1	1	2	6	8	2	15	0	3	2	0	29						
31	Booker, Devin	f 1	1	0	0	3	4	0	3	3	5	1	1	0	1	1	22						
01	Sapp, T.J.	g 0	3	0	2	0	0	0	0	0	3	0	1	1	0	1	10						
05	Smith, Tanner	g 3	9	1	4	6	6	1	4	5	3	13	4	0	0	0	30</						



# 2011-12 BOXSCORES

## Game #17: Duke 73, Clemson 66

Jan. 15, 2012 at Littlejohn Coliseum, Clemson, SC

Duke 15-2, 3-0		tot-fg		3-pt		ft		f ta		rebounds		pf		tp		a to bk		s min															
#	Player	fg	fga	fg	fga	ft	fta	of	de	tot	pf	tp	a	to	bk	s	min																
05	Plumlee, Mason	f	4	6	0	0	4	4	3	4	7	4	12	1	2	0	0	26															
34	Kelly, Ryan	f	3	8	0	2	3	1	3	4	2	8	2	2	1	1	26																
00	Rivers, Austin	g	2	7	0	2	0	1	0	1	1	2	4	0	2	0	28																
02	Cook, Quinn	g	4	6	2	3	0	0	1	1	0	10	2	2	0	0	19																
30	Curry, Seth	g	2	9	1	4	4	1	2	3	1	9	2	2	0	1	31																
03	Thornton, Tyler	g	0	3	0	3	0	1	2	3	1	0	2	1	0	1	12																
13	Gbinjia, Michael	g	0	0	0	0	0	0	0	0	1	0	0	1	0	0	4																
15	Hairston, Josh	g	0	1	0	0	0	0	0	0	1	0	0	0	0	0	4																
20	Dawkins, Andre	g	7	12	5	9	5	6	0	2	2	0	24	0	1	2	1	27															
21	Plumlee, Miles	g	3	5	0	0	0	0	6	8	14	3	6	0	4	1	1	23															
TEAM								1		3		4																					
Totals.....		25		57		8		23		15		18		13		26		39		15		73		9		17		4		5		200	
TOTAL FG%		1st Half: 12-29 41.4%		2nd Half: 13-28 46.4%		Game: 43.9%		DEADBALL																									
3-Pt. FG%		1st Half: 4-14 28.6%		2nd Half: 4-9 44.4%		Game: 34.8%		REBOUNDS																									
F Throw %		1st Half: 4-5 80.0%		2nd Half: 11-13 84.6%		Game: 83.3%																											

### Clemson 9-8, 1-2

Clemson 9-8, 1-2		tot-fg		3-pt		ft		f ta		rebounds		pf		tp		a to bk		s min													
#	Player	fg	fga	fg	fga	ft	fta	of	de	tot	pf	tp	a	to	bk	s	min														
24	Jennings, Milton	f	7	13	1	3	1	4	1	3	4	4	16	3	2	1	2	27													
31	Booker, Devin	f	6	14	0	1	0	1	7	6	13	5	12	0	3	0	1	37													
01	Sapp, T.J.	g	0	1	0	1	0	0	0	1	1	1	0	0	3	0	0	27													
05	Smith, Tanner	g	4	12	1	3	2	4	2	5	7	1	11	4	1	0	2	34													
11	Young, Andre	g	4	14	2	7	2	2	0	3	3	1	12	5	0	1	2	34													
04	Hall, Rod	g	0	0	0	0	2	4	0	1	1	0	2	0	1	0	0	7													
10	Baciu, Catalin	g	2	4	0	0	1	3	0	3	3	4	4	0	2	0	0	8													
15	Coleman, Devin	g	0	3	0	1	1	2	0	1	1	0	1	1	0	0	1	7													
21	Narcisse, Bryan	g	1	2	0	0	2	2	2	4	2	4	0	0	0	0	0	8													
22	Sullivan, Bernard	g	0	0	0	0	0	0	0	0	1	4	0	0	0	0	0	3													
32	McDaniels, K.J.	g	2	3	0	0	0	0	1	0	1	1	4	0	0	0	1	8													
TEAM								2		2																					
Totals.....		26		66		4		16		10		20		18		22		40		19		66		13		12		9		200	
TOTAL FG%		1st Half: 12-33 36.4%		2nd Half: 14-33 42.4%		Game: 39.4%		DEADBALL																							
3-Pt. FG%		1st Half: 0-5 0.0%		2nd Half: 4-11 36.4%		Game: 25.0%		REBOUNDS																							
F Throw %		1st Half: 4-7 57.1%		2nd Half: 6-13 46.2%		Game: 50.0%																									

Officials: Karl Hess, Roger Ayers, Joe Lindsay  
 Technical fouls: Duke-Dawkins, Andre. Clemson-None.  
 Attendance: 10000

Score by Periods		1st	2nd	Total
Duke		32	41	73
Clemson		28	38	66

## Game #18: Miami 76, Clemson 73

Jan. 18, 2012 at BankUnited Center, Coral Gables, FL

Clemson 9-9, 1-3		tot-fg		3-pt		ft		f ta		rebounds		pf		tp		a to bk		s min													
#	Player	fg	fga	fg	fga	ft	fta	of	de	tot	pf	tp	a	to	bk	s	min														
01	Sapp, T.J.	*	1	5	0	3	0	0	1	0	1	1	2	0	0	0	1	19													
05	Smith, Tanner	*	8	13	4	7	3	4	0	2	2	2	23	5	5	0	0	36													
11	Young, Andre	*	4	12	0	6	0	0	1	1	2	1	8	4	2	0	4	37													
24	Jennings, Milton	*	3	7	1	2	2	4	1	4	5	2	9	0	2	2	2	27													
31	Booker, Devin	*	3	6	0	1	1	1	1	3	4	3	7	0	2	1	2	25													
04	Hall, Rod	g	0	3	0	0	0	0	0	4	4	0	0	2	0	0	0	13													
10	Baciu, Catalin	g	4	7	0	0	2	3	2	1	3	1	10	0	0	1	0	19													
21	Narcisse, Bryan	g	1	1	1	1	0	0	0	0	0	2	3	0	0	0	0	7													
32	McDaniels, K.J.	g	3	3	0	0	5	8	3	2	5	1	11	1	0	1	1	17													
TEAM								1		3		4																			
Totals.....		27		57		6		20		13		20		9		17		26		13		73		12		11		5		100	
TOTAL FG%		1st Half: 13-27 48.1%		2nd Half: 14-30 46.7%		Game: 47.4%		DEADBALL																							
3-Pt. FG%		1st Half: 6-12 50.0%		2nd Half: 0-8 0.0%		Game: 30.0%		REBOUNDS																							
F Throw %		1st Half: 7-11 63.6%		2nd Half: 6-9 66.7%		Game: 65.0%																									

### Miami 10-6, 1-2

Miami 10-6, 1-2		tot-fg		3-pt		ft		f ta		rebounds		pf		tp		a to bk		s min													
#	Player	fg	fga	fg	fga	ft	fta	of	de	tot	pf	tp	a	to	bk	s	min														
01	Durand Scott	*	4	5	2	2	0	0	1	5	6	2	10	4	2	0	2	32													
03	Malcolm Grant	*	5	12	4	7	2	2	0	3	3	0	16	4	0	2	34														
04	Trey McKinney Jones	*	4	11	2	5	2	2	0	6	6	3	12	3	4	0	2	31													
35	Kenny Kadji	*	5	8	0	2	4	4	0	1	1	5	14	1	0	1	24														
42	Reggie Johnson	*	2	3	0	0	3	4	1	6	7	4	7	3	2	2	29														
00	Shane Larkin	g	0	1	0	0	2	2	1	0	1	1	2	3	1	0	3	12													
05	DeQuan Jones	g	5	7	0	1	0	0	1	1	2	0	10	1	1	0	0	14													
15	Rion Brown	g	2	5	1	3	0	0	1	1	2	1	5	0	2	0	0	24													
TEAM								2		2																					
Totals.....		27		52		9		20		13		14		7		23		30		16		76		19		14		3		100	
TOTAL FG%		1st Half: 16-28 57.1%		2nd Half: 11-24 45.8%		Game: 51.9%		DEADBALL																							
3-Pt. FG%		1st Half: 4-9 44.4%		2nd Half: 5-11 45.5%		Game: 45.0%		REBOUNDS																							
F Throw %		1st Half: 6-6 100%		2nd Half: 7-8 87.5%		Game: 92.9%																									

Officials: Bryan Kersey, Mike Eades, Raymond Styons  
 Technical fouls: Clemson-None. Miami-None.  
 Attendance: 4420

Score by Periods		1st	2nd	Total
Clemson		39	34	73
Miami		42	34	76

## Game #19: Clemson 64, Georgia Tech 62

Jan. 21, 2012 at Littlejohn Coliseum, Clemson, SC

Georgia Tech 8-11, 1-4		tot-fg		3-pt		ft		f ta		rebounds		pf		tp		a to bk		s min	
#	Player	fg	fga	fg	fga	ft	fta	of	de	tot	pf	tp	a	to	bk	s	min		
24	Holsley, Kammeon	f	1	2	0	0	2	3	3	1	4	3	4	1	4	0	0	20	
05	Miller, Daniel	c	3	8	0	0	0	0	1	5	6	3	6	0	3	1	0	33	
00	Udofia, Mfon	g	3	9	2	5	2	4	2	3	5	2	10	1	4	0	0	31	
02	Jordan, Pierre	g	1	1	1	0	0	0	0	3	3	1	3	1	2	0	1	15	
23	Reed, Brandon	g	2	7	1	3	0	0	0	3	3	3	5	1	3	0	1	28	
01	Royal, Julian	g	3	5	1	1	2	2	2	0									

# 2011-12 BOXSCORES

## Game #21: Virginia 65, Clemson 61

Jan. 31, 2012 at John Paul Jones Arena, Charlottesville, VA

Clemson 11-10, 3-4		tot-fg		3-pt		ft		f ta		rebounds		pf		tp		a to bk		s min															
##	Player	fg	fga	fg	fga	ft	fta	of	de	tot	pf	tp	a	to	bk	s	min																
21	Narcisse, Bryan	f	3	8	0	2	0	1	1	2	3	6	0	0	0	1	29																
31	Booker, Devin	f	5	10	2	4	4	0	1	1	4	16	2	2	0	0	23																
01	Sapp, T.J.	g	1	5	1	3	1	2	0	2	2	4	5	0	0	1	22																
05	Smith, Tanner	g	5	8	4	5	0	0	0	4	4	14	3	0	0	0	32																
11	Young, Andre	g	3	12	1	6	0	0	0	1	1	0	7	2	0	0	35																
04	Hall, Rod	g	0	0	0	0	0	0	0	0	0	0	0	0	0	0	7																
10	Baciu, Catalin	g	3	3	0	0	0	1	0	1	1	6	0	1	1	1	17																
15	Coleman, Devin	g	0	3	0	0	4	0	0	3	3	2	4	0	1	0	21																
22	Sullivan, Bernard	g	0	1	0	0	0	0	0	0	0	0	0	0	0	0	6																
32	McDaniels, K.J.	g	2	4	0	1	0	0	0	3	0	3	0	4	0	0	8																
TEAM										2		2																					
Totals.....		22		54		8		21		9		11		6		13		19		13		61		12		4		1		5		200	
TOTAL FG%		1st Half: 12-25 48.0%		2nd Half: 10-29 34.5%		Game: 40.7%		DEADBALL		REBOUNDS																							
3-Pt. FG%		1st Half: 2-6 33.3%		2nd Half: 6-15 40.0%		Game: 38.1%																											
F Throw %		1st Half: 4-5 80.0%		2nd Half: 5-6 83.3%		Game: 81.8%																											

Virginia 18-3, 5-2		tot-fg		3-pt		ft		f ta		rebounds		pf		tp		a to bk		s min															
##	Player	fg	fga	fg	fga	ft	fta	of	de	tot	pf	tp	a	to	bk	s	min																
23	Scott, Mike	f	8	11	0	0	7	8	1	9	10	1	23	0	2	3	1	34															
25	Mitchell, Akil	f	2	5	0	0	4	6	1	6	7	1	8	1	2	0	0	35															
01	Evans, Jontel	g	2	4	0	0	0	0	0	3	3	4	4	6	5	0	1	24															
12	Harris, Joe	g	7	9	5	6	0	0	1	2	3	2	19	3	1	0	0	36															
13	Zeglinski, Sammy	g	2	8	1	7	0	1	0	4	4	1	5	4	1	0	1	36															
02	Jespersion, Paul	g	0	0	0	0	0	0	0	0	0	0	0	0	0	0	0	5															
22	Brogdon, Malcolm	g	1	4	0	1	0	0	1	1	2	1	2	1	0	0	0	22															
32	Atkins, Darion	g	2	2	0	0	0	0	1	1	2	2	4	0	0	2	0	8															
TEAM										2		1		3																			
Totals.....		24		43		6		14		11		15		7		27		34		12		65		15		11		5		3		200	
TOTAL FG%		1st Half: 12-24 50.0%		2nd Half: 12-19 63.2%		Game: 55.8%		DEADBALL		REBOUNDS																							
3-Pt. FG%		1st Half: 1-6 16.7%		2nd Half: 5-8 62.5%		Game: 42.9%																											
F Throw %		1st Half: 2-5 40.0%		2nd Half: 10-13 76.9%		Game: 73.3%																											

Officials: Ed Corbett, Sean Corbin, Joe Lindsay  
 Technical fouls: Clemson-None. Virginia-None.  
 Attendance: 10919

Score by Periods	1st	2nd	Total
Clemson	30	31	61
Virginia	26	39	65

## Game #22: Virginia Tech 67, Clemson 65

Feb. 4, 2012 at Cassell Coliseum, Blacksburg, VA

Clemson 11-11, 3-5		tot-fg		3-pt		ft		f ta		rebounds		pf		tp		a to bk		s min															
##	Player	fg	fga	fg	fga	ft	fta	of	de	tot	pf	tp	a	to	bk	s	min																
21	Narcisse, Bryan	f	0	3	0	2	0	1	0	0	0	3	0	1	0	0	23																
32	McDaniels, K.J.	f	7	11	0	1	0	3	2	5	2	14	2	1	5	0	28																
31	Booker, Devin	c	3	9	0	0	5	5	4	7	11	3	11	0	2	1	0	26															
05	Smith, Tanner	g	4	14	0	5	2	2	3	3	6	2	10	2	3	0	1	34															
11	Young, Andre	g	4	13	2	8	4	4	0	3	3	1	14	3	0	0	33																
01	Sapp, T.J.	g	0	3	0	1	0	0	1	0	1	1	0	0	1	0	12																
04	Hall, Rod	g	1	2	0	0	0	0	1	0	1	2	2	1	1	0	9																
10	Baciu, Catalin	g	3	6	0	0	1	1	5	4	9	0	7	0	0	0	23																
15	Coleman, Devin	g	0	1	0	0	0	0	0	0	0	0	0	0	0	0	1	3															
22	Sullivan, Bernard	g	3	4	0	0	1	1	2	2	4	1	7	0	0	0	9																
TEAM										3		3																					
Totals.....		25		66		2		17		13		19		22		21		43		15		65		9		10		6		2		200	
TOTAL FG%		1st Half: 10-31 32.3%		2nd Half: 15-35 42.9%		Game: 37.9%		DEADBALL		REBOUNDS																							
3-Pt. FG%		1st Half: 0-8 0.0%		2nd Half: 2-9 22.2%		Game: 11.8%																											
F Throw %		1st Half: 8-11 72.7%		2nd Half: 5-8 62.5%		Game: 68.4%																											

Virginia Tech 13-10, 2-6		tot-fg		3-pt		ft		f ta		rebounds		pf		tp		a to bk		s min															
##	Player	fg	fga	fg	fga	ft	fta	of	de	tot	pf	tp	a	to	bk	s	min																
14	Victor Davila	f	2	5	0	0	2	3	2	2	4	3	6	0	2	0	0	25															
15	Dorian Finney-Smith	f	5	8	2	3	0	0	3	5	8	2	12	1	1	1	1	35															
10	Marquis Rankin	g	3	6	1	3	1	1	1	0	1	2	8	1	2	0	1	18															
11	Erick Green	g	3	11	1	3	3	4	1	1	2	3	10	2	1	0	2	33															
31	Jarell Eddie	g	5	12	2	6	3	3	1	5	6	5	15	3	1	2	0	35															
01	Robert Brown	g	1	3	0	2	0	0	0	1	1	0	2	3	0	0	10																
04	Cadarian Raines	g	4	6	0	0	0	0	2	2	4	2	8	0	0	1	15																
05	Dorenzo Hudson	g	1	5	0	3	4	4	1	2	3	1	6	2	1	0	0	22															
42	C.J. Barksdale	g	0	2	0	0	0	0	0	1	1	1	0	0	0	0	7																
TEAM										3		1		4																			
Totals.....		24		58		6		20		13		15		14		20		34		19		67		12		9		4		4		200	
TOTAL FG%		1st Half: 16-35 45.7%		2nd Half: 8-23 34.8%		Game: 41.4%		DEADBALL		REBOUNDS																							
3-Pt. FG%		1st Half: 4-11 36.4%		2nd Half: 2-9 22.2%		Game: 30.0%																											
F Throw %		1st Half: 6-6 100%		2nd Half: 7-9 77.8%		Game: 86.7%																											

Officials: Jamie Luckie, Roger Ayers, Brian Dorsey  
 Technical fouls: Clemson-None. Virginia Tech-None.  
 Attendance: 9426

Score by Periods	1st	2nd	Total
Clemson	28	37	65
Virginia Tech	42	25	67


## Game #23: Maryland 64, Clemson 62

Feb. 7, 2012 at Littlejohn Coliseum, Clemson, SC

Maryland 14-9, 4-5		tot-fg		3-pt		ft		f ta		rebounds		pf		tp		a to bk		s min	
##	Player	fg	fga	fg	fga	ft	fta	of	de	tot	pf	tp	a	to	bk	s	min		
30	Pankey, Ashton	f	3	8	0	0	2	2	6	8	2	6	1	0	0	0	26		
35	Padgett, James	f	3	7	0	0	2	2	3	5	2	8	2	1	0	0	22		
12	Stoglin, Terrell	g	9	11	4	6	5	6	0	4	4	2	27	1	3	0	33		
14	Mosley, Sean	g	5	9	3	3	4	0	0	0	3	16	6	0	0	2	34		
21	Howard, Pe'Shon	g	1	5	1	1	0	2	0	3	3	2	3	2	0	1	32		
05	Faust, Nick	g	1	3	0	1	0	0	0	5	5	0	2	1	3	0	25		
10	Weijis, Berend	g	2	2	0	0	0	0	1	2	3	0	0	0	1	1	10		
11	Parker, Mychal	g	0	0	0	0	0	0	1	1	2	0	0	0	3	0	5		
25	Len, Alex	g	1	2	0	0	0	1	0	3	3	4	2	1	1	0	11		
TEAM										1		3		4					
Totals.....		23		47		8		11		10		17		7					



# 2011-12 BOXSCORES



## Game #25: Clemson 60, Virginia 48

Feb. 14, 2012 at Littlejohn Coliseum, Clemson, SC

Virginia 19-6, 6-5

##	Player	tot-fg		3-pt		rebounds			pf	tp	a	to	bk	s	min				
		fg	fga	fg	fga	of	de	tot											
23	Scott, Mike	f	6	11	1	2	0	0	0	8	8	3	13	0	2	0	0	34	
25	Mitchell, Akil	f	2	3	0	0	0	0	0	2	4	6	0	4	0	3	0	0	27
01	Evans, Jontel	g	8	11	0	0	1	1	0	4	4	4	17	3	3	1	1	33	
13	Zeglinski, Sammy	g	1	5	1	5	0	0	0	4	4	2	3	6	2	0	2	38	
22	Brogdon, Malcolm	g	4	8	1	4	0	0	0	2	2	2	9	3	4	0	2	34	
02	Jespersion, Paul	0	1	0	1	0	0	0	0	0	0	0	0	0	0	0	0	4	
12	Harris, Joe	1	5	0	4	0	0	0	1	1	2	3	2	0	3	0	0	21	
32	Atkins, Darion	0	0	0	0	0	0	0	0	0	0	2	0	0	1	0	0	9	
TEAM																			
Totals.....		22	44	3	16	1	1	3	25	28	16	48	12	18	1	5	200		
TOTAL FG%		1st Half: 11-21 52.4%		2nd Half: 11-23 47.8%		Game: 50.0%		DEADBALL											
3-Pt. FG%		1st Half: 2-9 22.2%		2nd Half: 1-7 14.3%		Game: 18.8%		REBOUNDS											
F Throw %		1st Half: 0-0 0.0%		2nd Half: 1-1 100%		Game: 100%													

OVERVIEW

PLAYERS

STAFF

TRADITION

REVIEW

RECORDS

Clemson 13-12, 5-6

##	Player	tot-fg		3-pt		rebounds			pf	tp	a	to	bk	s	min				
		fg	fga	fg	fga	of	de	tot											
21	Narcisse, Bryan	f	0	1	0	1	2	2	0	0	0	1	2	1	0	1	15		
24	Jennings, Milton	f	2	10	1	4	0	0	2	6	8	3	5	2	3	0	0	30	
31	Booker, Devin	c	5	9	0	0	0	1	3	1	4	2	10	2	1	2	2	29	
05	Smith, Tanner	g	5	9	1	4	2	2	0	2	2	2	13	4	2	0	4	34	
11	Young, Andre	g	3	6	2	4	5	7	0	3	3	0	13	3	0	0	2	35	
01	Sapp, T.J.	0	1	0	0	0	0	0	0	0	0	0	0	0	0	0	0	1	
04	Hall, Rod	3	5	0	0	0	1	0	1	1	1	0	6	1	0	0	3	16	
10	Baciu, Catalin	1	2	0	0	0	0	0	0	1	1	0	2	0	0	0	1	10	
15	Coleman, Devin	4	7	1	2	0	0	0	0	2	2	0	9	0	1	0	0	23	
22	Sullivan, Bernard	0	0	0	0	0	0	0	0	0	0	1	0	0	0	0	0	2	
32	McDaniels, K.J.	0	0	0	0	0	0	0	0	1	1	0	0	0	1	0	1	5	
TEAM																			
Totals.....		23	50	5	15	9	13	5	18	23	9	60	13	9	2	14	200		
TOTAL FG%		1st Half: 9-24 37.5%		2nd Half: 14-26 53.8%		Game: 46.0%		DEADBALL											
3-Pt. FG%		1st Half: 3-9 33.3%		2nd Half: 2-6 33.3%		Game: 33.3%		REBOUNDS											
F Throw %		1st Half: 3-5 60.0%		2nd Half: 6-8 75.0%		Game: 69.2%													

Officials: Ed Corbett, Joe Lindsay, Tony Greene

Technical fouls: Virginia-None. Clemson-None.

Attendance: 10000

Score by Periods

	1st	2nd	Total
Virginia	24	24	48
Clemson	24	36	60

## Game #26: North Carolina 74, Clemson 52

Feb. 18, 2012 at Dean E. Smith Center, Chapel Hill, NC

Clemson 13-13, 5-7

##	Player	tot-fg		3-pt		rebounds			pf	tp	a	to	bk	s	min				
		fg	fga	fg	fga	of	de	tot											
21	Narcisse, Bryan	f	0	1	0	0	0	0	0	0	0	0	1	0	0	1	17		
24	Jennings, Milton	f	3	7	1	2	2	2	0	3	3	2	9	2	5	1	2	30	
31	Booker, Devin	f	4	9	0	1	1	1	1	8	9	1	9	2	3	1	1	27	
05	Smith, Tanner	g	2	6	1	3	1	2	0	3	3	0	6	4	1	0	1	36	
11	Young, Andre	g	5	13	3	7	0	0	1	1	2	2	13	1	3	0	1	35	
01	Sapp, T.J.	1	2	1	1	0	0	0	0	1	1	1	3	0	1	0	0	6	
02	Fields, Carson	0	0	0	0	0	0	0	0	0	0	0	0	0	0	0	0	1	
04	Hall, Rod	0	0	0	0	2	4	0	0	1	1	1	2	0	0	0	1	9	
10	Baciu, Catalin	2	3	0	0	1	2	1	1	2	1	2	5	0	0	1	10	13	
15	Coleman, Devin	0	1	0	0	0	0	0	0	1	1	0	0	0	0	0	0	6	
22	Sullivan, Bernard	0	2	0	0	1	3	0	0	0	0	0	1	0	0	0	0	5	
32	McDaniels, K.J.	1	4	0	3	2	2	2	1	0	1	2	4	0	2	0	0	15	
TEAM																			
Totals.....		18	48	6	17	10	16	5	21	26	12	52	10	15	3	7	200		
TOTAL FG%		1st Half: 9-28 32.1%		2nd Half: 9-20 45.0%		Game: 37.5%		DEADBALL											
3-Pt. FG%		1st Half: 2-10 20.0%		2nd Half: 4-7 57.1%		Game: 35.3%		REBOUNDS											
F Throw %		1st Half: 2-3 66.7%		2nd Half: 8-13 61.5%		Game: 62.5%													

North Carolina 23-4, 10-2

##	Player	tot-fg		3-pt		rebounds			pf	tp	a	to	bk	s	min				
		fg	fga	fg	fga	of	de	tot											
31	Henson, John	f	6	14	0	0	1	2	1	7	8	1	13	1	0	3	2	31	
40	Barnes, Harrison	f	9	18	3	6	3	4	2	5	7	1	24	2	3	0	2	31	
44	Zeller, Tyler	f	6	9	0	0	2	2	2	5	7	2	14	0	3	1	1	30	
05	Marshall, Kendall	g	2	4	0	1	0	0	0	1	1	3	4	13	3	0	1	35	
35	Bullock, Reggie	g	4	7	3	5	0	0	3	3	6	1	11	2	1	0	0	28	
11	White, Stilman	0	0	0	0	0	0	0	0	0	0	2	0	1	0	0	0	4	
14	Hubert, Desmond	2	2	0	0	0	0	0	2	0	2	0	4	0	0	1	1	7	
15	Hairston, P.J.	0	3	0	2	0	0	0	0	2	2	1	0	0	1	0	0	6	
21	Simmons, Jackson	0	1	0	0	0	0	0	0	1	1	0	0	0	0	0	0	1	
22	Dupont, David	0	0	0	0	0	0	0	0	0	0	0	0	0	0	0	0	0	
24	Watts, Justin	1	2	0	0	0	0	0	0	0	0	2	2	0	0	1	0	13	
30	Crouch, Patrick	0	0	0	0	0	0	0	0	0	0	1	0	0	1	0	0	1	
34	Cooper, Stewart	0	0	0	0	0	0	0	0	0	0	0	0	0	0	0	0	1	
43	McAdoo, James Michae	1	3	0	0	0	0	0	0	3	3	1	2	0	0	1	0	11	
TEAM																			
Totals.....		31	63	6	14	6	8	11	28	39	15	74	19	12	7	7	200		
TOTAL FG%		1st Half: 14-34 41.2%		2nd Half: 17-29 58.6%		Game: 49.2%		DEADBALL											
3-Pt. FG%		1st Half: 3-7 42.9%		2nd Half: 3-7 42.9%		Game: 42.9%		REBOUNDS											
F Throw %		1st Half: 0-0 0.0%		2nd Half: 6-8 75.0%		Game: 75.0%													

Officials: Les Jones, Jim Burr, Dwayne Gladden  
 Technical fouls: Clemson-None. North Carolina-None.  
 Attendance: 21750

Score by Periods

	1st	2nd	Total
Clemson	22	30	52
North Carolina	31	43	74

## Game #27: Clemson 56, Georgia Tech 37

Feb. 21, 2012 at Philips Arena, Atlanta, GA

Clemson 14-13, 6-7

##	Player	tot-fg		3-pt		rebounds			pf	tp	a	to	bk	s	min			
		fg	fga	fg	fga	of	de	tot										
21	Narcisse, Bryan	f	0	1	0	1	0	0	0	1	1	2	0	0	1	0	14	
24	Jennings, Milton	f	6	11	2	5	1	3	4	1	5	4	15	0	1	1	2	24
31	Booker, Devin	c	3	9	0	0	2	2	2	4	6	3	8	1	0	0	3	31
05	Smith, Tanner	g	4	7	0	3	0	0	0	6	6	1	8	6	3	0	3	33
11	Young, Andre</																	





# RECORDS & HISTORY



**GREG BUCKNER (ABOVE) WAS ONE OF MANY FORMER GREATS WHO RETURNED TO CLEMSON LAST FEBRUARY FOR THE 100TH ANNIVERSARY ALUMNI CELEBRATION.**



# INDIVIDUAL RECORDS

## OVERVIEW

## PLAYERS

## STAFF

## TRADITION

## REVIEW

## RECORDS

### MOST POINTS

<b>Game</b>		
Overall:	58	(29 FG, 0 FT) by James Erwin vs. Butler Guards, Feb. 9, 1912
	50	by J.W. Stribling vs. Erskine, Feb. 17, 1916
	46	(17 FG, 12 FT) by Bill Yarborough vs. South Carolina, Jan. 18, 1955
	46	(19 FG, 8 FT) by Butch Zatezalo vs. Wake Forest, Feb. 18, 1969
In Fike Fieldhouse:	46	(17 FG, 12 FT) by Bill Yarborough vs. South Carolina, Jan. 18, 1955
In Littlejohn Coliseum:	43	by Will Solomon vs. Virginia, Jan. 15, 2000
Away:	46	(19 FG, 8 FT) by Butch Zatezalo vs. Wake Forest, Feb. 18, 1969
At Neutral Site:	43	by Butch Zatezalo vs. NC State (at Charlotte, NC), Feb. 14, 1970
By a Freshman:	38	by Skip Wise vs. Pennsylvania, Nov. 30, 1974
By a Sophomore:	46	(17 FG, 12 FT) by Bill Yarborough vs. South Carolina, Jan. 18, 1955
By a Junior:	46	(19 FG, 8 FT) by Butch Zatezalo vs. Wake Forest, Feb. 18, 1969
By a Senior:	58	(29 FG, 0 FT) by James Erwin vs. Butler Guards, Feb. 9, 1912
vs. ACC Team:	46	(17 FG, 12 FT) by Bill Yarborough vs. South Carolina, Jan. 18, 1955
	46	(19 FG, 8 FT) by Butch Zatezalo vs. Wake Forest, Feb. 18, 1969
By a Non-Starter:	34	(9 FG, 8 3-Pt FG, 8 FT) by David Young vs. Wake Forest, Jan. 12, 1991
By a Guard:	46	(17 FG, 12 FT) by Bill Yarborough vs. South Carolina, Jan. 18, 1955
	46	(19 FG, 8 FT) by Butch Zatezalo vs. Wake Forest, Feb. 18, 1969
By a Center:	58	(29 FG, 0 FT) by James Erwin vs. Butler Guards, Feb. 9, 1912
By a Forward:	37	by Garry Helms vs. Georgia Tech, Feb. 22, 1966
In Season Opener:	34	by Bill Yarborough vs. Presbyterian, Dec. 1, 1955
Player's First Game:	33	by Van Gregg vs. Georgia Tech, Nov. 28, 1972
Day:	80	by James Erwin (scored 22 vs. Furman and 58 vs. Butler Guards), Feb. 9, 1912
Overtime:	12	\$by Terrence Oglesby vs. Florida State, Jan. 12, 2008
Season:	651	(247 FG, 157 FT) by Bill Yarborough, 1954-55
	651	(*256 FG, 138 FT) by Horace Grant, 1986-87
Career:	1,880	(*754 FG, 369 FT) by Elden Campbell, 1986-90

\* - includes one three-point goal; \$ - double overtime game

### BEST SCORING AVERAGE

Season:	28.3	by Bill Yarborough, 1954-55 (651 points in 23 games)
Season/Non-Starter:	14.4	by Devin Gray, 1993-94
Career:	23.48	by Butch Zatezalo, 1967-70 (1,761 points in 75 games)

### POINTS PER MINUTE

Game (Min. 15 Pts.):	2.17 to 1	(17 in 8 Min.) by Anthony Jenkins vs. Wake Foest, Feb. 16, 1983
Season*:	.661	(645 in 976 Min.) by Butch Zatezalo, 1968-69
Career:	.617	(1766 in 2864 Min.) by Butch Zatezalo, 1967-70

\* - minutes played statistics unavailable for 1954-55 when Bill Yarborough averaged 28.3 points per game. If he averaged 40 minutes a game, he would have a .713 figure.

### DOUBLE-FIGURE SCORING GAMES

Season:	32	by Terrell McIntyre, 1998-99 (35 games)
Every Game:	30-30	by Will Solomon, 1999-00
	24-24	by Butch Zatezalo, 1969-70
	23-23	by Bill Yarborough, 1954-55
Consecutive Games:	52	by Will Solomon (all 30 of 1999-2000 and first 22 of 2000-01)
Career:	97	by Elden Campbell, 1986-90
		by Greg Buckner, 1994-98
		by Terrell McIntyre, 1995-99
% of Games Played:	.933	(70-75) by Butch Zatezalo, 1967-70

### 20-POINT GAMES

Season:	22	by Bill Yarborough, 1954-55
% of Games Played:	.957	(22-23) by Bill Yarborough, 1954-55
Consecutive Games:	19	by Bill Yarborough (last three of 1953-54 and first 16 of 1954-55)
Career:	52	by Butch Zatezalo, 1967-70
% of Games Played:	.693	(52-75) by Butch Zatezalo, 1967-70
By a Freshman:	12	by Skip Wise, 1974-75

### Pre-World War II Scoring Highs

58.....	James Erwin vs. Butler Guards, Feb. 9, 1912
50.....	J.W. Stribling vs. Erskine, Feb. 17, 1916
31.....	Julian Robertson vs. Piedmont, Feb. 15, 1919
30.....	James Erwin vs. Wofford, Mar. 9, 1912
27.....	Banks McFadden vs. South Carolina, Feb. 19, 1938
25.....	James Erwin vs. Atlanta Agriculture, Jan. 31, 1914
25.....	Eddis Freeman vs. Presbyterian, Feb. 2, 1945
24.....	Dude Buchanan vs. The Citadel, Feb. 21, 1941
24.....	Marion Craig vs. Wake Forest, Jan. 12, 1943
22.....	James Erwin vs. Furman, Feb. 9, 1912
22.....	Caughman vs. Furman, Jan. 10, 1914
22.....	Alex Swails vs. Georgia Tech, Jan. 12, 1935
22.....	Alex Swails vs. Furman, Feb. 7, 1935
22.....	Banks McFadden vs. Presbyterian, Jan. 8, 1938
22.....	Banks McFadden vs. Furman, Jan. 12, 1940
22.....	Banks McFadden vs. The Citadel, Feb. 23, 1940
22.....	Dude Buchanan vs. North Carolina, Feb. 10, 1941
21.....	Ted Simons vs. Royal Athletic Club, Dec. 15, 1932
21.....	Banks McFadden vs. Wake Forest, Feb. 16, 1938
21.....	Banks McFadden vs. The Citadel, Feb. 20, 1939
21.....	Dude Buchanan vs. NC State, Jan. 13, 1940
21.....	Butch Butler vs. George Washington, Jan. 14, 1941
21.....	Marion Craig vs. Georgia Tech, Jan. 22, 1941
21.....	Marion Craig vs. Furman, Feb. 14, 1941
21.....	Marion Craig vs. Wake Forest, Jan. 14, 1942
21.....	Walt Sears vs. Furman, Feb. 10, 1942
21.....	Marion Craig vs. The Citadel, Feb. 24, 1943
21.....	Leonard Riddle vs. Presbyterian, Feb. 1, 1944
21.....	Whitey Graham vs. Wofford, Feb. 6, 1945
20.....	John Erwin vs. Furman, Feb. 9, 1912
20.....	Walter Colbert vs. Presbyterian College, Feb. 23, 1917
20.....	Alex Swails vs. Wofford, Jan. 15, 1935
20.....	Clyde Pennington vs. Presbyterian, Jan. 8, 1936
20.....	Clyde Pennington vs. South Carolina, Feb. 15, 1936
20.....	Banks McFadden vs. Wofford, Feb. 27, 1938
20.....	Banks McFadden vs. NC State, Jan. 19, 1940
20.....	Banks McFadden vs. South Carolina, Feb. 9, 1940

### 30-POINT GAMES

Season:	9	by Bill Yarborough, 1954-55
% of Games Played:	.391	(9-23) by Bill Yarborough, 1954-55
Consecutive:	2	by many players, many times
Career:	16	by Butch Zatezalo, 1967-70
% of Games Played:	.213	(16-75) by Butch Zatezalo, 1967-70

### 40-POINT GAMES

Season:	2	by Bill Yarborough, 1954-55
Career:	2	by Bill Yarborough, 1952-57
		by Butch Zatezalo, 1967-70
		by Will Solomon, 1998-01

### MOST FIELD GOALS

Game:	29	by James Erwin vs. Butler Guards, Feb. 9, 1912
	19	by Butch Zatezalo at Wake Forest, Feb. 18, 1969
Consecutive Made:	16	by Greg Buckner 1994-95, (hit last vs. Appalachian State, 8-8 vs. The Citadel, 7-7 vs. Miami (FL))
Season:	256 (Att. 390)	by Horace Grant, 1986-87
Career:	754 (Att. 1342)	by Elden Campbell, 1986-90

### MOST FIELD GOALS ATTEMPTED

Game:	42 (Made 13)	by Bill Yarborough vs. NC State, Dec. 14, 1954
Season:	623 (Made 247)	by Bill Yarborough, 1954-55
Career:	1,557 (Made 588)	by Bill Yarborough, 1952-57

### BEST FIELD GOAL PERCENTAGE

Game:	1.000 (9-9)	by Tree Rollins vs. Boston College, Dec. 28, 1976
Game (Min. 10 Att.):	.923 (12-13)	by Larry Middleton vs. Rider, Dec. 1, 1985
	(12-13)	by Horace Grant vs. Georgia State, Nov. 28, 1986
	(12-13)	by Dale Davis vs. Georgia Tech, Mar. 4, 1989
Season:	.674 (174-258)	by Harold Jamison, 1998-99 (Min. 100 made)
Career:	.6088 (454-746)	by Harold Jamison, 1995-99 (Min. 200 Made)

### THREE-POINT FIELD GOALS

Game:	8	by David Young vs. Wake Forest, Jan. 12, 1991
		by Chris Whitney at North Carolina, Feb. 17, 1993
		by Terrell McIntyre at Florida State, Jan. 12, 1999
		by Will Solomon vs. Virginia, Jan. 15, 2000





# INDIVIDUAL RECORDS

		by Tony Stockman at North Carolina, Feb. 27, 2002
		by K.C. Rivers at Virginia, Feb. 7, 2008
<b>Season:</b>	99	by Terrell McIntyre, 1998-99
<b>Season/Game:</b>	3.17	by Will Solomon (95 in 30 games ), 2000-01
<b>Career:</b>	281	by K.C. Rivers, 2005-09
<b>Career/Game:</b>	2.88	by Chris Whitney (167 in 58 games), 1991-93

## THREE-POINT GOAL ATTEMPTS

<b>Game:</b>	16	by Lou Richie vs. Evansville at Honolulu, HI; Dec. 27, 1993
		by Terrell McIntyre vs. Florida State, Mar. 4, 1999
<b>Season:</b>	252	by Will Solomon, 2000-01
<b>Season/Game:</b>	8.4	by Will Solomon (252 in 30 games), 2000-01
<b>Career:</b>	729	by K.C. Rivers, 2005-09
<b>Career/Game:</b>	6.97	by Chris Whitney (404 in 58 games), 1991-93

## THREE-POINT GOAL PERCENTAGE

<b>Game:</b>	1.000	by Marc Campbell (7-7) vs. Maryland, Feb. 19, 1983; vs. Virginia (7-7), Feb. 23, 1983.
<b>Season:</b>	.515 (70-136)	by Michael Tait, 1986-87
<b>Consecutive Made:</b>	14	by Marc Campbell vs. Maryland, Feb. 19, 1983; vs. Virginia, Feb. 23, 1983 (17'9" distance)
	10	by Michael Tait vs. S. Carolina, Feb. 7, 1987; vs. NC State, Feb. 11, 1987
<b>Career:</b>	.515 (70-136)	by Michael Tait, 1985-87 (Min. 50 Att.)

## MOST FREE THROWS

<b>Game:</b>	17 (Att. 17)	by Butch Zatezalo vs. Maryland, Jan. 17, 1968
<b>Season:</b>	189 (Att. 229)	by Butch Zatezalo, 1968-69
<b>Career:</b>	501 (Att. 610)	by Butch Zatezalo, 1967-70
<b>Consecutive Made:</b>	41	by Jim Brennan, 1961-62

## MOST FREE THROWS ATTEMPTED

<b>Game:</b>	19 (Made 10)	by Dale Davis vs. SC State, Dec. 17, 1990
	19 (Made 8)	by Chris Hobbs vs. Wake Forest, Feb. 13, 2002
<b>Season:</b>	229 (Made 189)	by Butch Zatezalo, 1968-69
<b>Career:</b>	610 (Made 501)	by Butch Zatezalo, 1967-70

## BEST FREE THROW PERCENTAGE

<b>Game:</b>	1.000	12 times, the last being (10-10) by Shawan Robinson vs. NC State, Jan. 29, 2006 (Min. 10 made)
<b>Season:</b>	91.3 (84-92)	by Shawan Robinson, 2005-06 (Min. 50 made)
<b>Career:</b>	84.9 (260-306)	by Jim Sutherland, 1964-67 (Min. 100 made)

## REBOUNDS

<b>Game:</b>	30	by Tommy Smith vs. Georgia, Feb. 21, 1955
<b>Season:</b>	395	by Dale Davis, 1989-90
<b>Average:</b>	13.6	by Ron Richardson, 1951-52
<b>Career:</b>	1,311	by Tree Rollins, 1973-77
<b>Average:</b>	11.9	by Tree Rollins, 1973-77

## MOST OFFENSIVE REBOUNDS

<b>Game:</b>	11	by Dale Davis vs. SC State, Dec. 17, 1990
		by Harold Jamison vs. South Carolina, Dec. 17, 1997
<b>Season:</b>	166	by Dale Davis, 1989-90
<b>Career:</b>	485	by Dale Davis, 1987-91

## MOST DOUBLE-DOUBLES

<b>Season:</b>	20	by Dale Davis, 1989-90
<b>Career:</b>	61	by Tree Rollins, 1973-77

## ASSISTS

<b>Game:</b>	20	by Grayson Marshall vs. Maryland-Eastern Shore, Nov. 25, 1985
<b>Season:</b>	262	by Grayson Marshall, 1985-86
<b>Average:</b>	7.93 (238-30)	by Edward Scott, 2001-02
<b>Career:</b>	857	by Grayson Marshall, 1984-88
<b>Average:</b>	7.02 (857-122)	by Grayson Marshall, 1984-88

## DOUBLE-FIGURE ASSIST GAMES

<b>Season:</b>	11	by Grayson Marshall, 1985-86
<b>Career:</b>	25	by Grayson Marshall, 1984-88

## ASSISTS BY A POST PLAYER

<b>Game:</b>	9	by Trevor Booker vs. East Carolina, Dec. 16, 2009
<b>Season:</b>	95	by James Mays, 2006-07
<b>Career:</b>	224	by Trevor Booker, 2006-10

## DOUBLE-DOUBLES WITH ASSISTS

<b>Season:</b>	5	by Derrick Johnson, 1976-77
		by Edward Scott, 2001-02
<b>Career:</b>	8	by Edward Scott, 1999-2003

## MOST FOULS

<b>Season:</b>	110	by Chris Hobbs, 2001-02
<b>Career:</b>	383	by Chris Hobbs, 2000-04

OVERVIEW

PLAYERS

STAFF

TRADITION


REVIEW

RECORDS



# INDIVIDUAL RECORDS

OVERVIEW  
PLAYERS  
STAFF  
TRADITION  
REVIEW  
RECORDS



GRAYSON  
MARSHALL

## ASSIST-TURNOVER RATIO

**Game:** 11 to 0 by Grayson Marshall at NC State, Feb. 11, 1987  
**Season:** 2.99 to 1 (221-74) by Grayson Marshall, 1986-87  
**Career:** 2.47 to 1 (857-347) by Grayson Marshall, 1984-88  
 By Non-Guard: 1.772 to 1 by Clarke Bynum, 1980-84

## BLOCKED SHOTS

**Game:** 10 by Tree Rollins vs. Presbyterian, Dec. 13, 1975; vs. Duke, Feb. 23, 1977; vs. Jacksonville, Dec. 16, 1976 by Sharone Wright vs. UNC Greensboro, Dec. 12, 1992; vs. Maryland, Jan. 26, 1993  
**Season:** 124 by Sharone Wright, 1992-93  
**Average:** 4.25 (119-28) by Tree Rollins, 1974-75  
**Career:** 450 by Tree Rollins, 1973-77  
**Average:** 4.09 (450-110) by Tree Rollins, 1973-77

## STEALS

**Game:** 7 by Stan Rome vs. Maryland, Jan. 19, 1977 by Devin Gray vs. The Citadel, Dec. 19, 1992 by Terrell McIntyre vs. Georgia Tech, Mar. 1, 1998 by K.C. Rivers vs. Duke, Feb. 4, 2009 by Andre Young vs. Maryland, Jan. 31, 2010  
**Season:** 83 by Vernon Hamilton, 2005-06  
**Average:** 2.68 (83-31) by Vernon Hamilton, 2005-06  
**Career:** 271 by Vernon Hamilton, 2003-07  
**Average:** 2.13 (271-127) by Vernon Hamilton, 2003-07

## MOST DUNKS

**Game:** 8 by Tree Rollins vs. Wake Forest, Jan. 15, 1977  
**Season:** 62 by Harold Jamison, 1998-99  
**Career:** 160 by Elden Campbell, 1986-90

## MOST CHARGES TAKEN

(Since 1978-79)

**Game:** 4 by Marvin Dickerson vs. North Carolina, Jan. 27, 1979 by Bobby Conrad vs. North Carolina, Jan. 27, 1979 by Marc Campbell vs. Georgia Tech, Jan. 26, 1984  
**Season:** 32 by Bobby Conrad, 1978-79  
**Career:** 62 by Bobby Conrad, 1976-80

## GAMES PLAYED

**Season:** 36 by Trevor Booker, 2006-07 by Vernon Hamilton, 2006-07 by Cliff Hammonds, 2006-07 by James Mays, 2006-07 by Sam Perry, 2006-07 by David Potter, 2006-07 by K.C. Rivers, 2006-07 by Raymond Sykes, 2006-07

## Clemson Individual Records in ACC Play Only

### Single-Season Records

Points	399	Bill Yarborough, 1954-55
Points Per Game	28.5	Bill Yarborough, 1954-55
Field Goals	151	Bill Yarborough, 1954-55
Field Goal %	.644 (76-118)	Harold Jamison, 1998-99
Three-Point Goals	54	Chris Whitney, 1992-93
Three-Point Attempts	135	Chris Whitney, 1992-93
Three-Point %	.548 (40-73)	Michael Tait, 1986-87
Free Throws	111	Butch Zatezalo, 1968-69
Free Throw Attempts	133	Butch Zatezalo, 1968-69
Free Throw %	.943 (50-53)	Gary Burnisky, 1963-64
Rebounds	180	Sharone Wright, 1993-94
Rebounds Per Game	12.8	Tree Rollins, 1974-75
Assists	133	Edward Scott, 2001-02
Assists Per Game	9.3	Edward Scott, 2001-02
Blocked Shots	68	Sharone Wright, 1992-93
Blocks Per Game	4.25	Sharone Wright, 1992-93
Steals	47	Vernon Hamilton, 2005-06
Steals Per Game	3.1	Vernon Hamilton, 2005-06
Minutes	624	Edward Scott, 2002-03
Minutes Per Game	39.0	Edward Scott, 2002-03

### Single-Game Records

Points	46	Bill Yarborough vs. South Carolina, 1-18-1955
Field Goals	19	Butch Zatezalo at Wake Forest, 2-18-1969
Field Goal Attempts	42 (made 13)	Bill Yarborough vs. NC State, 12-14-1955
Field Goal %	.923 (12-13)	Dale Davis vs. Georgia Tech, 3-4-1989
Three-Point Goals	8	many (6), last by K.C. Rivers vs. Virginia, 2-7-2008
Three-Point Attempts	16 (made 5)	Terrell McIntyre vs. Florida State, 3-4-1999
Three-Point %	1.000 (7-7)	Marc Campbell vs. Maryland, 2-19-1983
	1.000 (7-7)	Marc Campbell vs. Virginia, 2-23-1983
Free Throws	17	Butch Zatezalo vs. Maryland, 1-15-1968
Free Throw Attempts	19 (made 8)	Chris Hobbs vs. Wake Forest, 2-13-2002
Free Throw %	1.000 (17-17)	Butch Zatezalo vs. Maryland, 1-15-1968
Rebounds	23	Tree Rollins vs. Maryland, 1-19-1977
Blocks	16	Edward Scott vs. Wake Forest, 2-13-2002
Blocked Shots	10	Tree Rollins vs. Duke, 2-23-1977
	10	Sharone Wright vs. Maryland, 1-26-1993
Steals	7	many (4), last by Andre Young vs. Maryland, 1-31-2010
Minutes	55	Vincent Hamilton vs. Duke, 2-24-1982

**Career:** 134 by Cliff Hammonds, 2004-08 by K.C. Rivers, 2005-09 by Trevor Booker, 2006-10 by David Potter, 2006-10

## GAMES STARTED

**Season:** 36 by Trevor Booker, 2006-07 by Vernon Hamilton, 2006-07 by Cliff Hammonds, 2006-07  
**Career:** 134 by Trevor Booker, 2006-10  
 Consecutive Starts: 134 by Trevor Booker, 2006-10

## MINUTES PLAYED

**Game:** 55 by Vincent Hamilton vs. Duke, Feb. 24, 1982  
**Season:** 1,250 by Terrell McIntyre, 1998-99  
**Career:** 4,285 by Cliff Hammonds, 2004-08

## MINUTES PER GAME

**Season:** 39.04 by Butch Zatezalo, 1968-69  
**Career:** 38.2 by Butch Zatezalo, 1967-70

## MOST WINS

**Season:** 26 by Elden Campbell, 1989-90 by Marion Cash, 1989-90 by Dale Davis, 1989-90 by Derrick Forrest, 1989-90 by Kirkland Howling, 1989-90 by Sean Tyson, 1989-90 by David Young, 1989-90  
**Career:** 93 by Trevor Booker, 2006-10 by David Potter, 2006-10 by K.C. Rivers, 2005-09 91 by Jerai Grant, 2007-11 88 by Raymond Sykes, 2005-09 by Demontez Stitt, 2007-11 84 by Elden Campbell, 1986-90 by Cliff Hammonds, 2004-08





# INDIVIDUAL GAME BESTS

## CLEMSON INDIVIDUAL SCORING

#	Name	Site-Opponent	Date
58	James Erwin	N2-Butler Guards	2-9-1912
50	J.W. Stribling	H-Erskine	2-17-1916
46	Bill Yarborough	H-South Carolina	1-18-1955
46	Butch Zatezalo	A-Wake Forest	2-18-1969
43	Butch Zatezalo	N1-NC State	2-14-1970
43	Will Solomon	H-Virginia	1-15-2000
41	Will Solomon	H-Georgia Tech	1-24-2001
40	Bill Yarborough	H-Virginia	12-17-1954
39	Choppy Patterson	H-The Citadel	12-17-1960
38	Bill Yarborough	H-Duke	1-11-1956
38	Butch Zatezalo	H-Wake Forest	2-27-1969
38	Skip Wise	H-Pennsylvania	11-30-1974
37	Garry Helms	H-Georgia Tech	2-22-1966
37	Will Solomon	A-Penn State	12-1-1999
36	Bill Yarborough	H-Wake Forest	2-26-1955
36	Butch Zatezalo	H-Duke	1-20-1968
36	Edward Scott	H-Florida State	2-23-2002

N1 - Charlotte, NC; N2 - Greenville, SC

## OPPONENT INDIVIDUAL SCORING

#	Name	Site-Opponent	Date
56	Darrell Floyd	A-Furman	2-24-1955
49	Pete Maravich	N1-Louisiana State	12-20-1969
45	George Glamack	A-North Carolina	2-10-1941
45	Buzz Wilkinson	A-Virginia	2-14-1955
45	Lennie Rosenbluth	H-North Carolina	1-14-1956
45	Lennie Rosenbluth	N2-North Carolina	3-7-1957
44	Grady Wallace	A-South Carolina	3-2-1957
43	Hawkeye Whitney	H-NC State	1-30-1979
42	Bob McCarthy	A-Virginia	2-13-1956
42	Tate Armstrong	A-Duke	2-24-1976

N1 - Charlotte, NC; N2 - Raleigh, NC

## CLEMSON POINTS PER MINUTE

(Minimum 15 Points Scored since 1968-69)

Ratio	Pts-Min	Player	Site-Opponent	Date
2.17	17-8	Anthony Jenkins	H-Wake Forest	2-16-1983
1.29	18-14	Shawan Robinson	H-Bethune-Cookman	11-18-2005
1.24	26-21	Elden Campbell	N2-Florida International	12-29-1987
1.20	30-25	Anthony Jenkins	H-Duke	3-2-1983
1.20	24-20	Horace Grant	H-Florida International	1-12-1987
1.20	24-20	K.C. Rivers	H-Western Carolina	12-23-2006
1.18	26-22	Stan Rome	H-Tennessee Tech	12-11-1976
1.18	26-22	Rayfield Ragland	H-Miami (FL)	12-20-1994
1.17	21-18	Cliff Hammonds	H-East Tennessee State	12-9-2005
1.16	43-37	Will Solomon	H-Virginia	1-15-2000
1.15	46-40	Butch Zatezalo	H-Wake Forest	2-18-1969
1.15	23-20	Marty Patterson	H-Duke	2-27-1974
1.15	23-20	Colon Abraham	H-Roanoke	2-26-1977

N1 - Charlotte, NC; N2 - Tampa, FL; Note: Anthony Jenkins has the record for 10 points or more with 11 points in two minutes (5.5) vs. Washington in Anchorage, AK, Nov. 28, 1983.

## OPPONENT POINTS PER MINUTE

(Minimum 15 Points Scored)

Ratio	Pts-Min	Player	Site-Opponent	Date
1.40	56-40	Darrell Floyd	A-Furman	2-24-1955
1.37	41-30	Kenny Smith	H-North Carolina	1-28-1987
1.33	20-15	Jo Jo Hunter	A-Maryland	1-16-1978
1.29	27-21	Walter Davis	H-North Carolina	1-9-1974
1.26	29-23	Bob Verga	A-Duke	1-12-1965
1.228	43-34	Hawkeye Whitney	H-NC State	1-30-1979
1.225	49-40	Pete Maravich	H-Louisiana State	12-20-1969
1.19	19-16	B.J. Elder	H-Georgia Tech	2-6-2002
1.18	33-28	Pete Maravich	A-Louisiana State	1-24-1968
1.17	42-36	Tate Armstrong	A-Duke	2-25-1976
1.17	21-18	Kyle Julius	N1-Furman	12-29-1999

N1 - Greenville, SC

## HIGHEST SCORING % OF TEAM'S POINTS - CLEMSON

%	Pts-Team	Player	Site-Opponent	Date
.744	58-78	James Erwin	N1-Butler Guards	2-9-1912
.548	46-84	Butch Zatezalo	A-Wake Forest	2-18-1969
.529	46-87	Bill Yarborough	H-South Carolina	1-18-1955
.524	33-63	Bill Yarborough	H-Maryland	1-8-1955
.518	29-56	Bill Yarborough	A-Presbyterian	2-1-1955
.514	36-70	Butch Zatezalo	H-Duke	2-20-1968
.512	43-84	Butch Zatezalo	N2-NC State	2-14-1970
.507	38-75	Skip Wise	H-Pennsylvania	11-30-1974

N1 - Greenville, SC; N2 - Charlotte, NC

## HIGHEST SCORING % OF TEAM'S POINTS - OPPONENT

%	Pts-Team	Player	Site-Opponent	Date
.597	43-72	Hawkeye Whitney	H-NC State	1-30-1979
.592	45-76	George Glamack	A-North Carolina	2-10-1941
.556	45-81	Lennie Rosenbluth	N1-North Carolina	3-7-1957
.507	36-71	Mark Macon	H-Temple	1-19-1991
.494	39-79	Harold Deane	H-Virginia	1-10-1996
.492	30-61	Jason Stewart	H-Furman	12-16-1995
.488	20-41	Tim Duncan	H-Wake Forest	1-21-1996
.486	35-72	Rich Yunkus	A-Georgia Tech	1-6-1971
.483	28-58	Damous Anderson	H-Florida State	2-12-2000
.479	35-73	Vince Taylor	A-Duke	3-24-1982
.475	29-61	Lee Raker	A-Virginia	1-20-1979

N1 - Raleigh, NC

## POINTS BY 2 PLAYERS - CLEMSON

Pts	Players	Site-Opponent	Date
74	James Erwin 58, John Erwin 16	N1-Butler Guards	2-9-1912
64	Zatezalo 46, Thomas 18	A-Wake Forest	2-18-1969
62	Helms 37, Gardner 25	H-Georgia Tech	2-22-1966
62	Randy Mahaffey 34, Richie Mahaffey 28	H-Virginia	1-14-1967
62	Ragland 32, Gray 30	A-Charleston Southern	12-1-1993
61	Yarborough 46, Holzschuh 15	H-South Carolina	1-18-1955
61	Yarborough 34, Holzschuh 27	H-Georgia	2-21-1955
61	Zatezalo 35, Yates 26	H-Virginia	2-24-1969
60	Scott 30, Stockman 30	H-Wake Forest	2-13-2002

N1 - Greenville, SC

## POINTS BY 2 PLAYERS - OPPONENT

Pts	Players	Site-Opponent	Date
75	Floyd 56, Thomas 19	A-Furman	2-24-1955
71	Hemric 41, Davis 30	A-Wake Forest	2-4-1955
71	Wilkinson 45, McCarthy 26	A-Virginia	2-14-1955
70	Maravich 49, Hester 21	H-Louisiana State	12-20-1969
69	Wallace 44, Perizola 25	A-South Carolina	3-2-1957
67	Hansbrough 39, Ellington 28	A-North Carolina	2-10-2008
66	Hemric 37, Brooks 29	H-Wake Forest	2-19-1952
65	Jackson 36, Jacobson 29	N1-Minnesota	3-20-1997

N1 - NCAA Midwest Regional at San Antonio, TX

## CLEMSON INDIVIDUAL FIELD GOALS

#	(Att)	Name	Site-Opponent	Date
29	(NA)	James Erwin	N2-Butler Guards	2-9-1912
19	(38)	Butch Zatezalo	A-Wake Forest	2-18-1969
17	(NA)	Bill Yarborough	H-South Carolina	1-18-1955
17	(NA)	Choppy Patterson	H-The Citadel	12-17-1960
17	(31)	Skip Wise	H-Pennsylvania	11-30-1974
16	(20)	Garry Helms	H-Georgia Tech	2-22-1966
16	(28)	Butch Zatezalo	H-Virginia	2-24-1969
16	(32)	Butch Zatezalo	N1-NC State	2-14-1970

N1 - Charlotte, NC; N2 - Greenville, SC

## OPPONENT INDIVIDUAL FIELD GOALS

#	(Att)	Name	Site-Opponent	Date
22	(NA)	Darrell Floyd	A-Furman	2-24-1955
22	(30)	Pete Maravich	N3-Louisiana State	12-20-1969
19	(31)	Lennie Rosenbluth	N1-North Carolina	3-7-1957
18	(NA)	Grady Wallace	A-South Carolina	3-2-1957
18	(29)	Tate Armstrong	A-Duke	2-25-1976
18	(31)	Hawkeye Whitney	H-NC State	1-30-1979
17	(NA)	Frank Selvy	A-Furman	1-12-1954
17	(22)	David Thompson	A-NC State	2-4-1973
17	(20)	Dick Miller	H-Niagara	1-3-1973
17	(25)	Albert King	N2-Maryland	2-29-1980
17	(23)	Frank Burnell	H-Stetson	11-28-1981

N1 - Raleigh, NC; N2 - Greensboro, NC; N3 - Charlotte, NC

## CLEMSON INDIVIDUAL FIELD GOAL ATTEMPTS

FGA	FGM	Name	Site-Opponent	Date
42	13	Bill Yarborough	H-NC State	12-14-1955
38	19	Butch Zatezalo	A-Wake Forest	2-18-1969
37	11	Butch Zatezalo	H-Furman	1-4-1968
32	16	Butch Zatezalo	N1-NC State	2-14-1970
31	17	Skip Wise	H-Pennsylvania	11-30-1974
30	17	Choppy Patterson	H-The Citadel	12-17-1960
30	13	Jim Brennan	N2-Baylor	12-30-1963
30	11	Butch Zatezalo	H-South Carolina	1-6-1968
29	15	Choppy Patterson	A-Maryland	2-28-1961
29	10	Edward Scott	A-Wake Forest	3-1-2003

N1 - Charlotte, NC; N2 - El Paso, TX

OVERVIEW  
PLAYERS  
STAFF  
TRADITION  
REVIEW  
RECORDS

2012-13 MEN'S BASKETBALL GUIDE



# INDIVIDUAL GAME BESTS

## OVERVIEW

## PLAYERS

## STAFF

## TRADITION

## REVIEW

## RECORDS

FGA	FGM	Name	Site-Opponent	Date
32	16	Alberto Baptiste	H-Rider	12-15-1979
32	10	Pete Maravich	H-Louisiana State	12-7-1968
31	18	Hawkeye Whitney	H-NC State	1-30-1979
31	11	Billy Cunningham	H-North Carolina	12-3-1963
30	22	Pete Maravich	N1-Louisiana State	12-20-1969
30	9	Walt Williams	H-Maryland	2-22-1992
29	18	Tate Armstrong	A-Duke	2-25-1976
29	14	Pete Maravich	A-Louisiana State	1-24-1968
28	14	Bob Verga	H-Duke	2-14-1967
28	11	Walt Williams	N1-Maryland	3-12-1992

N1 - Charlotte, NC

### CLEMSON INDIVIDUAL FIELD GOAL PERCENTAGE (Min. 10 Attempts)

Pct	FG-FGA	Name	Site-Opponent	Date
.923	12-13	Larry Middleton	H-Rider	12-1-1985
.923	12-13	Horace Grant	H-Georgia State	11-28-1986
.923	12-13	Dale Davis	H-Georgia Tech	3-4-1989
.909	10-11	Stan Rome	H-Maryland	1-22-1975
.909	10-11	John Campbell	H-Furman	1-23-1980
.909	10-11	Elden Campbell	N1-Florida International	12-29-1987
.909	10-11	Devin Gray	A-Duke	1-27-1992
.909	10-11	Corey Wallace	H-Liberty	12-5-1992
.909	10-11	Sharone Wright	H-NC State	3-3-1993
.900	9-10	Chris Dodds	H-West Virginia Tech	12-16-1980
.900	9-10	Horace Grant	H-Florida International	1-12-1987
.900	9-10	Dale Davis	A-The Citadel	11-28-1989
.900	9-10	Andre Bovain	N2-Texas	12-28-1991
.900	9-10	Devin Gray	A-West Virginia	3-21-1994
.900	9-10	Sharone Wright	H-Appalachian State	1-24-1994

N1 - Tampa, FL; N2 - El Paso, TX. Miscellaneous - Highest Perfect Game: 9-9 by Tree Rollins vs. Boston College at Milwaukee, WI, 12-28-76; Best % (Min. 20 Att.): .800 (16-20) by Garry Helms vs. Georgia Tech at Clemson, SC, 2-22-66; Best % (Min. 30 Att.): .567 (17-30) by Choppy Patterson vs. The Citadel, 12-17-60

### OPPONENT INDIVIDUAL FIELD GOAL PERCENTAGE (Min. 10 Attempts)

Pct.	FG-FGA	Name	Site-Opponent	Date
1.000	10-10	Mike Crenshaw	H-Georgia	12-5-1963
1.000	10-10	Matt Geiger	A-Georgia Tech	3-8-1992
.933	14-15	Keith Gatlin	H-Maryland	2-17-1985
.909	10-11	Rick Katherman	H-Duke	2-4-1970
.909	10-11	Vann Williford	H-NC State	2-1-1969
.909	10-11	Brent Kell	N1-Evansville	12-27-1993
.909	10-11	Kenny Holmes	A-South Carolina	2-6-1982
.900	9-10	Wally Walker	H-Virginia	1-25-1976
.900	9-10	Rick Carlisle	A-Virginia	1-22-1983

N1 - Honolulu, HI.

### 3-POINT GOALS - CLEMSON

Made	Att	Name	Site-Opponent	Date
8	12	Will Solomon	H-Virginia	1-15-2000
8	12	Tony Stockman	A-North Carolina	2-27-2002
8	11	Terrell McIntyre	A-Florida State	1-12-1999
8	11	K.C. Rivers	A-Virginia	2-7-2008
8	10	David Young	H-Wake Forest	1-12-1991
8	10	Chris Whitney	A-North Carolina	2-17-1993
7	16	Lou Richie	N1-Evansville	12-27-1993
7	13	Terrell McIntyre	H-Florida State	2-14-1999
7	13	Will Solomon	N2-North Carolina	3-9-2001
7	13	Tony Stockman	N3-Morris Brown	11-17-2001
7	10	K.C. Rivers	A-Virginia Tech	1-29-2009
7	10	Chris Whitney	A-Maryland	1-25-1992
7	10	Chris Whitney	A-Georgia Tech	3-8-1992
7	9	Andre Young	H-Georgia Tech	1-21-2012
7	7	Marc Campbell	H-Virginia	2-23-1983
7	7	Marc Campbell	A-Maryland	2-19-1983

N1 - Honolulu, HI; N2 - Atlanta, GA; N3 - Virgin Islands

### 3-POINT GOALS - OPPONENTS

Made	Att	Name	Site-Opponent	Date
11	17	Craig Dawson	H-Wake Forest	2-13-2002
8	15	Harold Deane	H-Virginia	1-10-1996
8	15	Rashod Johnson	N4-W. Michigan	3-13-1998
8	13	Mark Macon	H-Temple	1-19-1991
8	13	Rashad McCants	A-North Carolina	3-2-2004
8	11	Jeff McInnis	H-North Carolina	2-14-1996
7	14	Bernard Barrow	H-George Washington	12-22-1999
7	13	William Cook	N1-Appalachian State	12-10-1994

7	13	Jason Stewart	H-Furman	12-16-1995
7	12	Peca Arsic	N3-Delaware	11-29-1996
7	12	Darius Lane	H-Seton Hall	11-21-2000
7	13	Ian Chadwick	H-Wofford	11-21-1999
7	11	lan Andersen	A-Charlotte	11-22-2008
7	11	Todd Billet	H-Virginia	1-18-2003
7	10	Shane Battier	H-Duke	3-1-2000
7	9	Shaun Fein	H-Georgia Tech	1-24-2001

N1 - Greensboro, NC; N2 - Miami, FL; N3 - San Juan, PR; N4 - Chicago, IL

### 3-POINT ATTEMPTS - CLEMSON

Att	Made	Name	Site-Opponent	Date
16	7	Lou Richie	N2-Evansville	12-27-1993
16	5	Terrell McIntyre	N1-Florida State	3-4-1999
14	6	Tony Stockman	A-Florida State	1-24-2002
13	7	Terrell McIntyre	H-Florida State	2-14-1999
13	7	Will Solomon	N3-North Carolina	3-9-2001
13	7	Tony Stockman	N4-Morris Brown	11-17-2001
13	6	Tony Stockman	A-Maryland	1-20-2002
13	5	Terrence Oglesby	A-North Carolina	1-21-2009
13	4	Terrence Oglesby	H-Georgia Tech	1-25-2009
13	3	Terrell McIntyre	A-Virginia	2-21-1998

N1 - Charlotte, NC; N2 - Honolulu, HI; N3 - Atlanta, GA; N4 - Virgin Islands

### 3-POINT ATTEMPTS - OPPONENTS

Att	Made	Name	Site-Opponent	Date
22	6	Walt Williams	H-Maryland	2-22-1992
17	11	Craig Dawson	H-Wake Forest	2-23-2002
17	4	Levell Sanders	A-Seton Hall	12-19-1997
15	8	Harold Deane	H-Virginia	1-10-1996
15	8	Rashod Johnson	N1-Western Michigan	3-13-1998
15	6	Curtis Staples	A-Virginia	2-21-1998
15	3	Tony Rutland	H-Wake Forest	1-21-1996
15	2	Dave Mooney	H-Coastal Carolina	12-12-1987

N1 - Chicago, IL

### 3-POINT PERCENTAGE - CLEMSON

(Min. 5 Made)

Pct.	Md-At	Name	Site-Opponent	Date
1.000	7-7	Marc Campbell	A-Maryland	2-19-1983
1.000	7-7	Marc Campbell	H-Virginia	2-23-1983
1.000	5-5	Michael Tait	H-Virginia	1-31-1987
1.000	5-5	Corey Wallace	A-West Virginia	3-21-1994
.857	6-7	Michael Tait	N1-Wake Forest	1-10-1987
.857	6-7	Rayfield Ragland	A-Charleston Southern	12-1-1993
.857	6-7	Bruce Martin	A-Maryland	2-25-1995
.857	6-7	Andrius Jurkunas	A-NC State	2-27-2000
.857	6-7	Will Solomon	H-North Carolina	2-6-2000
.857	6-7	Shawan Robinson	H-Hampton	11-19-2004
.857	6-7	Terrence Oglesby	A-East Carolina	12-5-2007
.833	5-6	Marc Campbell	A-Duke	1-29-1983
.833	5-6	Anthony Jenkins	H-Wake Forest	2-16-1983
.833	5-6	Michael Brown	H-North Carolina	1-28-1987
.833	5-6	Michael Tait	H-Winthrop	1-26-1987
.833	5-6	Andrius Jurkunas	A-Miami (FL)	12-23-1995
.833	5-6	Tony Christie	H-Virginia	1-20-1998
.833	5-6	Edward Scott	H-Florida State	2-23-2002
.833	5-6	Shawan Robinson	H-North Carolina	1-31-2004
.833	5-6	Troy Mathis	N2-Puerto Rico-Mayaguez	12-19-2005
.833	5-6	Cliff Hammonds	H-Boston College	1-20-2007
.833	5-6	David Potter	A-Liberty	11-17-2009

Consecutive Made: 14 by Marc Campbell vs. Maryland, Virginia, 1982-83; 10 by Michael Tait vs. South Carolina, NC State, 1986-87

N1 - Greensboro, NC; N2 - San Juan, Puerto Rico

### 3-POINT GOAL PERCENTAGE - OPPONENTS

(Minimum 5 Made)

Pct.	Md-At	Name	Site-Opponent	Date
1.000	6-6	Sam Cassell	H-Florida State	1-20-1993
.857	6-7	Frank Young	N5-West Virginia	3-29-2007
.833	5-6	Matt Doherty	N1-North Carolina	3-11-1983
.833	5-6	Rusty LaRue	H-Wake Forest	1-22-1994
.833	5-6	Travis Best	A-Georgia Tech	2-1-1995
.777	7-9	Shaun Fein	H-Georgia Tech	1-24-2001
.727	8-11	Jeff McInnis	H-North Carolina	2-14-1996
.714	5-7	Ralph Lewis	N2-Saint Mary's	3-16-1989
.714	5-7	Brian Howard	A-NC State	1-3-1990
.714	5-7	Tom Gugliotta	H-NC State	2-10-1991
.714	5-7	Matt Santangelo	N3-Gonzaga	11-23-1997
.714	5-7	Kyle Julius	N4-Furman	12-29-1999

N1 - Atlanta, GA; N2 - Boise, ID; N3 - Fairbanks, AK; N4 - Greenville, SC; N5 - New York, NY





# INDIVIDUAL GAME BESTS

## CLEMSON INDIVIDUAL FREE THROWS MADE

Made	Att	Name	Site-Opponent	Date
17	17	Butch Zatezalo	H-Maryland	1-15-1968
16	17	Butch Zatezalo	H-Wake Forest	2-27-1969
15	18	Bill Yarborough	A-Maryland	2-14-1956
14	18	Jim Brennan	H-Virginia	2-29-1964
14	16	Richie Mahaffey	H-Virginia	1-14-1967
14	16	Bill Yarborough	H-Duke	1-11-1956

## OPPONENT INDIVIDUAL FREE THROWS MADE

Made	Att	Name	Site-Opponent	Date
22	26	Steve Nye	H-Presbyterian	12-4-1952
20	23	Malcolm Delaney	A-Virginia Tech	2-6-2010
19	24	Lennie Rosenbluth	A-North Carolina	1-14-1956
18	22	Pete Maravich	H-Louisiana State	12-7-1968
17	20	Bucky Allen	H-Duke	12-4-1956
17	19	Steve Lawrence	A-Furman	2-10-1966
17	19	Charlie Davis	A-Wake Forest	2-18-1969
17	19	Tyler Hansbrough	A-North Carolina	2-10-2008
17	18	Jerry Smith	H-Furman	12-30-1961

## CLEMSON INDIVIDUAL FREE THROW ATTEMPTS

Att	Made	Name	Site-Opponent	Date
19	10	Dale Davis	H-SC State	12-17-1990
19	8	Chris Hobbs	H-Wake Forest	2-13-2002
18	13	Butch Zatezalo	H-South Carolina	1-6-1968
18	15	Bill Yarborough	A-Maryland	2-14-1956
18	14	Jim Brennan	H-Virginia	2-29-1964
18	13	Vince Yockel	A-The Citadel	1-30-1956
18	11	Horace Grant	H-Wake Forest	2-18-1987
18	10	Dale Davis	H-Western Carolina	1-16-1991
18	10	Dale Davis	H-Wisconsin-Green Bay	12-8-1990
17	17	Butch Zatezalo	H-Maryland	1-15-1968
17	16	Butch Zatezalo	H-Wake Forest	2-27-1969
17	13	Choppy Patterson	A-Syracuse	12-2-1960
17	13	Bud Martin	H-Furman	1-19-1972
17	12	Vince Yockel	N1-Miami (FL)	1-5-1956
17	12	Butch Zatezalo	H-NC State	2-1-1969
17	11	Randy Mahaffey	H-NC State	2-4-1967
17	11	Richie Mahaffey	H-Maryland	1-15-1968
17	10	Vernon Hamilton	H-Florida State	2-27-2005
17	9	Vince Yockel	H-Virginia	1-3-1958
17	8	Trevor Booker	H-Western Carolina	12-22-2009

N1 - Mobile, AL

## OPPONENT INDIVIDUAL FREE THROW ATTEMPTS

Att	Made	Name	Site-Opponent	Date
26	22	Steve Nye	H-Presbyterian	12-4-1952
24	19	Lennie Rosenbluth	A-North Carolina	1-14-1956
23	20	Malcolm Delaney	A-Virginia Tech	2-6-2010
22	18	Pete Maravich	H-Louisiana State	12-7-1968
22	13	Joe Smith	A-Maryland	2-25-1995
21	16	Harry Daniels	A-The Citadel	12-16-1961
20	17	Bucky Allen	H-Duke	12-4-1956
20	10	Dickie Hemric	H-Wake Forest	1-14-1953
19	17	Steve Lawrence	A-Furman	2-10-1966
19	17	Charlie Davis	A-Wake Forest	2-18-1969
19	17	Tyler Hansbrough	A-North Carolina	2-10-2008
19	14	Alvin Jones	H-Georgia Tech	1-24-2001
19	12	John Adams	H-Presbyterian	1-15-1956

## CLEMSON HIGHEST INDIVIDUAL PERFECT FREE THROW SHOOTING GAMES

#-Att	Name	Site-Opponent	Date
17-17	Butch Zatezalo	H-Maryland	1-15-1968
13-13	Butch Zatezalo	A-Furman	1-23-1969
12-12	Dick Yeary	N2-North Carolina	12-8-1956
12-12	Bobby Conrad	N1-Wake Forest	2-7-1979
12-12	Fred Gilliam	A-South Carolina	12-6-1980
11-11	Butch Zatezalo	A-Furman	1-23-1969
11-11	David Angel	H-NC State	1-20-1973
11-11	Marty Patterson	H-Duke	2-27-1974

N1 - Greensboro, NC; N2 - Charlotte, NC

## OPPONENT HIGHEST INDIVIDUAL PERFECT FREE THROW SHOOTING GAMES

#-Att	Name	Site-Opponent	Date
16-16	Paul Long	H-Wake Forest	1-31-1967
16-16	Charlie Davis	H-Wake Forest	2-28-1970
14-14	Doug Edwards	A-Florida State	2-8-1992
14-14	Matt Heldman	A-Illinois	12-13-1997
13-13	Bruce Grim	A-Furman	1-27-1977
12-12	Jerry Smith	A-Furman	1-29-1962

12-12	Dick Esleek	A-Furman	1-23-1969
12-12	Charlie Davis	H-Wake Forest	2-27-1969
12-12	Chuck Eidson	A-South Carolina	2-12-2003
11-11	Walter Davis	H-North Carolina	1-9-1974
11-11	John Roche	H-South Carolina	1-26-1970
11-11	Zam Fredrick	H-South Carolina	2-8-1981
11-11	Steve Bucknall	A-North Carolina	2-25-1989
11-11	Cherokee Parks	A-Duke	1-4-1995
11-11	Justin Gray	A-Wake Forest	3-1-2003

## CLEMSON INDIVIDUAL REBOUNDS

#	Name	Site-Opponent	Date
30	Tommy Smith	H-Georgia	2-21-1955
25	Donnie Mahaffey	H-Georgia	1-3-1963
24	Donnie Mahaffey	H-The Citadel	1-14-1963
24	Tree Rollins	N1-Delaware	12-28-1973
23	Tree Rollins	H-Tennessee Tech	12-11-1976
23	Tree Rollins	H-Maryland	1-19-1977
22	David Angel	N1-Auburn	12-30-1971
22	Tree Rollins	H-Harvard	11-28-1975
22	Tree Rollins	H-Baptist	12-6-1975
21	Earle Maxwell	N2-North Carolina	2-18-1961
21	David Angel	H-Virginia	1-27-1973
21	Dale Davis	H-North Carolina	2-1-1989
21	Dale Davis	H-SC State	12-17-1990

N1 - Greenville, SC; N2 - Charlotte, NC

## OPPONENT INDIVIDUAL REBOUNDS

#	Name	Site-Opponent	Date
36	Dickie Hemric	A-Wake Forest	2-4-1955
29	Paul Silas	H-Creighton	12-15-1962
28	Ronnie Shavlik	A-NC State	2-4-1956
28	Fred Lentz	H-South Carolina	3-2-1957
27	Billy Cunningham	N1-North Carolina	2-16-1963
25	Dave Cowens	A-Florida State	1-22-1970
25	Tom Owens	N1-South Carolina	2-13-1970
23	Pete Brennan	H-North Carolina	1-18-1958
23	Jim Fox	H-South Carolina	2-13-1965
23	J.J. Hickson	A-NC State	2-16-2008
21	Ronnie Shavlik	NC State	2-5-1955
21	George Stepanovich	NC State	1-31-1959
21	Mike Lewis	A-Duke	1-9-1968
21	Will Hetzel	H-Maryland	2-22-1969
21	Tom Burselon	A-NC State	1-17-1972

N1 - Charlotte, NC

## CLEMSON INDIVIDUAL OFFENSIVE REBOUND BESTS

(Since 1978-79)

Reb	Name	Site-Opponent	Date
11	Dale Davis	H-SC State	12-17-1990
11	Harold Jamison	H-South Carolina	12-17-1997
10	Horace Grant	H-Georgia State	12-18-1985
10	Horace Grant	H-Wake Forest	2-18-1987
10	Dale Davis	H-Duke	3-2-1988
10	Sharone Wright	A-Alabama-Birmingham	3-22-1993
10	Sharrrod Ford	H-Georgia Tech	2-28-2004
10	James Mays	A-Maryland	1-13-2007
9	Horace Grant	H-Duke	2-26-1986
9	Dale Davis	A-Maryland	1-9-1988
9	Dale Davis	N1-Middle Tennessee	12-27-1988
9	Dale Davis	A-NC State	1-3-1990
9	Dale Davis	H-Furman	12-2-1990
9	Dale Davis	N2-Florida Atlantic	12-21-1990
9	Dale Davis	H-Georgia Tech	3-2-1991
9	Sharone Wright	N3-Appalachian State	12-28-1992
9	Devin Gray	A-Florida State	2-20-1993
9	Sharrrod Ford	A-Miami	1-26-2005

N1 - Portland, OR; N2 - Miami, FL; N3 - Charlotte, NC

## DUNKS BY CLEMSON

Dunks	Name	Site-Opponent	Date
8	Tree Rollins	H-Wake Forest	1-15-1977
7	Moose Campbell	H-North Carolina	1-2-1980
7	Sharone Wright	H-Appalachian State	1-24-1994
7	Harold Jamison	H-Butler	3-18-1999
6	Larry Nance	H-Illinois Tech	12-13-1980
6	Harold Jamison	H-NC State	1-5-1999
6	Akin Akingbala	H-Georgia Tech	3-4-2006
6	K.J. McDaniels	A-Virginia Tech	2-4-2012

OVERVIEW

PLAYERS

STAFF

TRADITION

REVIEW

RECORDS

2012-13 MEN'S BASKETBALL GUIDE



# INDIVIDUAL GAME BESTS

## OVERVIEW

## PLAYERS

## STAFF

## TRADITION

## REVIEW

## RECORDS

### CHARGES TAKEN BY CLEMSON

CT	Name	Site-Opponent	Date
4	Marvin Dickerson	H-North Carolina	1-27-1979
4	Bobby Conrad	H-North Carolina	1-27-1979
4	Marc Campbell	A-Georgia Tech	1-26-1984

### CLEMSON INDIVIDUAL ASSISTS

#	Name	Site-Opponent	Date
20	Grayson Marshall	H-Maryland-Eastern Shore	11-25-1985
18	Derrick Johnson	N1-Boston College	12-28-1976
16	Derrick Johnson	H-Buffalo	12-14-1976
16	Edward Scott	H-Wake Forest	2-13-2002
15	Mike Eppley	H-Saint Francis (NY)	1-4-1983
14	Chris Whitney	H-Liberty	12-5-1992
14	Edward Scott	H-Charleston Southern	12-22-2001
13	Grayson Marshall	H-Middle Tennessee	3-13-1986
13	Lou Richie	H-Florida State	2-19-1994
13	Lou Richie	H-Southern Mississippi	3-17-1994
13	Edward Scott	H-NC State	1-15-2002

N1 - Milwaukee, WI; N2 - Little Rock, AR; N3 - Greensboro, NC

### OPPONENT INDIVIDUAL ASSISTS

#	Name	Site-Opponent	Date
17	Tyrone Bogues	N1-Wake Forest	1-10-1987
14	Brian Oliver	A-Georgia Tech	1-25-1989
13	Sidney Lowe	A-NC State	2-4-1981
13	Sidney Lowe	A-NC State	2-9-1983
13	Neal Murray	H-Middle Tennessee	12-15-1984
13	Steve Hale	A-North Carolina	2-23-1985
13	Drew Barry	A-Georgia Tech	3-13-1993
13	Steve Blake	A-Maryland	1-20-2002
13	Greivis Vasquez	A-Maryland	2-24-2010
13	Kendall Marshall	A-North Carolina	2-18-2012

N1 - Greensboro, NC

### CLEMSON INDIVIDUAL BLOCKED SHOTS

#	Name	Site-Opponent	Date
10	Tree Rollins	H-Presbyterian	12-13-1975
10	Tree Rollins	H-Jacksonville	12-16-1976
10	Tree Rollins	H-Duke	2-23-1977
10	Sharone Wright	H-UNC-Greensboro	12-12-1992
10	Sharone Wright	H-Maryland	1-26-1993
9	Tree Rollins	H-Saint John's	12-1-1973
9	Tree Rollins	H-Maryland	1-22-1975
9	Sharrod Ford	A-Maryland	2-22-2005
8	Tree Rollins	H-Virginia	1-26-1974
8	Tree Rollins	H-Furman	12-29-1973
8	Tree Rollins	A-Furman	1-23-1974
8	Tree Rollins	H-Virginia	1-25-1975
8	Tree Rollins	H-NC State	2-22-1975
8	Tree Rollins	H-North Carolina	1-20-1977
8	Tree Rollins	H-North Carolina	1-29-1977
8	Elden Campbell	H-Florida International	1-12-1987
8	Elden Campbell	H-Radford	12-9-1989
8	Sharone Wright	N1-Maryland	3-12-1992
8	Sharone Wright	H-Duke	1-15-1994
8	Sharrod Ford	H-ETSU	12-15-2003
8	Trevor Booker	H-North Carolina	1-17-2007
8	Jerai Grant	H-East Carolina	12-29-2010

N1 - Charlotte, NC

### OPPONENT INDIVIDUAL BLOCKED SHOTS

#	Name	Site-Opponent	Date
10	Cherokee Parks	N2-Duke	3-11-1994
7	Mike Gminski	A-Duke	2-20-1980
7	Tim Duncan	A-Wake Forest	1-21-1995
7	Sam Harris	H-Old Dominion	11-18-2007
6	Mike Gminski	N1-Duke	3-3-1977
6	Derrick Lewis	A-Maryland	1-16-1985
6	Cedric Lewis	A-Maryland	1-5-1991
6	Mark Strickland	H-Temple	1-19-1991
6	Brendan Haywood	A-North Carolina	1-17-2001
6	Matt Minoff	H-Yale	1-2-2002
6	Jarvis Varnado	A-Mississippi State	11-15-2007
5	Mike Davis	A-Maryland	1-6-1978
5	Mike Reddick	H-Stetson	11-27-1981
5	Mike Brittain	H-South Carolina	12-3-1983
5	Tim Duncan	H-Wake Forest	1-23-1997
5	Scott Williams	A-North Carolina	1-27-1990
5	Jason Maxiell	A-Cincinnati	12-17-2003

N1 - Greensboro, NC; N2 - Charlotte, NC

### CLEMSON INDIVIDUAL STEALS

#	Name	Site-Opponent	Date
7	Stan Rome	H-Maryland	1-19-1977
7	Devin Gray	H-The Citadel	12-19-1992
7	Terrell McIntyre	H-Georgia Tech	3-1-1998
7	K.C. Rivers	H-Duke	2-4-2009
7	Andre Young	H-Maryland	1-31-2010
6	Stan Rome	H-Maryland	2-11-1978
6	Fred Gilliam	H-Maryland	2-9-1980
6	Mike Eppley	A-South Carolina	1-27-1983
6	Michael Tait	H-Maryland	1-17-1987
6	Marion Cash	N1-Villanova	12-27-1989
6	David Young	H-Furman	12-2-1990
6	Corey Wallace	H-Howard	12-5-1992
6	Lou Richie	H-Florida State	2-19-1994
6	Iker Iturbe	H-NC State	3-1-1995
6	Greg Buckner	H-Maryland	12-4-1997
6	Edward Scott	N2-Duke	3-9-2000
6	Vernon Hamilton	H-UNC Asheville	11-23-2004
6	Cheyenne Moore	H-Georgia Tech	2-8-2005
6	Vernon Hamilton	H-Wofford	12-6-2005
6	Vernon Hamilton	H-North Carolina	1-17-2007
6	James Mays	H-Furman	11-12-2007
6	K.C. Rivers	N2-North Carolina	3-16-2008

N1 - San Diego, CA; N2 - Charlotte, NC

### OPPONENT INDIVIDUAL STEALS

#	Name	Site-Opponent	Date
10	Mo Rivers	A-NC State	1-12-1974
10	Zakee Wadood	H-ETSU	12-15-2003
7	Steve Dade	H-Catholic	11-24-1978
7	Mark Price	A-Georgia Tech	1-26-1984
7	Nate McMillian	H-NC State	2-5-1986
7	Chad Leonard	H-The Citadel	12-18-1994
7	Delvon Arrington	H-Florida State	2-23-2002
7	Javaris Crittenton	A-Georgia Tech	2-3-2007

### THE 20-20 CLUB

(20 Points and 20 Rebounds in the Same Game)

#### By Clemson

Pts-Reb	Name	Site-Opponent	Date
23-30	Tommy Smith	H-Georgia	2-21-1955
21-20	Earle Maxwell	H-Virginia	2-3-1961
25-20	Tommy Mahaffey	H-South Carolina	2-21-1961
20-20	Donnie Mahaffey	A-Virginia Military	1-28-1963
21-20	Donnie Mahaffey	H-Virginia	2-8-1963
27-22	David Angel	N1-Auburn	12-30-1971
22-20	Tree Rollins	H-Saint John's	12-1-1973
28-23	Tree Rollins	H-Tennessee Tech	12-11-1976
20-20	Tree Rollins	H-Georgia Tech	1-8-1977
22-23	Tree Rollins	H-Maryland	1-19-1977
21-20	Horace Grant	H-Georgia State	12-18-1985
33-20	Horace Grant	H-Wake Forest	2-18-1987
21-21	Dale Davis	H-North Carolina	2-1-1989
21-21	Dale Davis	H-SC State	12-17-1990

N1 - Greenville, SC

#### By Opponents

Pts-Reb	Name	Site-Opponent	Date
26-23	Pete Brennan	H-North Carolina	1-18-1958
21-21	Lee Shaffer	N-North Carolina	3-5-1959
27-20	Art Heyman	N1-Duke	3-2-1962
23-29	Paul Silas	H-Creighton	12-15-1962
27-20	Jim Barnes	A-Texas-El Paso	12-28-1963
30-23	Jim Fox	H-South Carolina	2-13-1965
33-21	Will Hetzel	H-Maryland	2-22-1969
29-25	Dave Cowens	A-Florida State	1-22-1970
22-25	Tom Owens	N2-South Carolina	2-13-1970
24-21	Tom Burleson	A-NC State	1-17-1972
22-20	Eric Williams	H-Wake Forest	1-11-2006

N1 - Raleigh, NC; N2 - Charlotte, NC

### CLEMSON TRIPLE-DOUBLES

(at least 10 points, rebounds, assists, or blocked shots in a game)

12-13-1975	by Tree Rollins vs. Presbyterian at Clemson (20 points, 14 rebounds, 10 blocks)
2-23-1977	by Tree Rollins vs. Duke at Clemson (16 points, 15 rebounds, 10 blocks)
12-12-1992	by Sharone Wright vs. UNC Greensboro at Clemson (21 points, 15 rebounds, 10 blocks)
1-26-1993	by Sharone Wright vs. Maryland at Clemson (12 points, 14 rebounds, 10 blocks)





# INDIVIDUAL SEASON BESTS

## POINTS

1.	Bill Yarborough	1954-55	651
	Horace Grant	1986-87	651
3.	Butch Zatezalo	1968-69	645
4.	Terrell McIntyre	1998-99	627
	Will Solomon	1999-00	627
6.	Will Solomon	2000-01	591
7.	Elden Campbell	1989-90	575
8.	Butch Zatezalo	1969-70	564
9.	Billy Williams	1979-80	562
10.	Horace Grant	1985-86	556
11.	Butch Zatezalo	1967-68	552
12.	Vince Yockel	1955-56	544
13.	Dale Davis	1989-90	537
14.	Elden Campbell	1987-88	525
15.	Sharone Wright	1993-94	522
16.	Greg Buckner	1997-98	521
17.	Greg Buckner	1996-97	516
18.	Elden Campbell	1988-89	507
19.	K.C. Rivers	2006-07	504
20.	Devin Gray	1992-93	500
	K.C. Rivers	2007-08	500

## SCORING AVERAGE

1.	Bill Yarborough	1954-55	28.3
2.	Butch Zatezalo	1968-69	25.8
3.	Butch Zatezalo	1967-68	23.0
4.	Butch Zatezalo	1969-70	21.7
5.	Horace Grant	1986-87	21.0
6.	Vince Yockel	1955-56	20.92
7.	Will Solomon	1999-00	20.90
8.	Vince Yockel	1956-57	19.8
9.	Will Solomon	2000-01	19.7
10.	Garry Helms	1965-66	19.2

## POINTS PER MINUTE

Rk	Player	Year	Pts	Min	Pt/M
1.	Butch Zatezalo	1968-69	645	976	.661
2.	Elden Campbell	1987-88	525	808	.650
3.	Horace Grant	1986-87	651	1010	.645
4.	Stan Rome	1976-77	427	680	.630
5.	Elden Campbell	1988-89	507	814	.623
6.	Anthony Jenkins	1982-83	209	340	.615
7.	Stan Rome	1975-76	304	508	.598
8.	Will Solomon	2000-01	591	998	.592
9.	Will Solomon	1999-00	627	1079	.581
10.	Terrence Oglesby	2007-08	356	619	.575

Note: Since 1968-69, minimum of 200 points scored

## REBOUNDS


1.	Dale Davis	1989-90	395
2.	Sharone Wright	1993-94	362
3.	Tree Rollins	1976-77	359
4.	Horace Grant	1985-86	357
5.	Harold Jamison	1998-99	346
6.	Dale Davis	1990-91	340
7.	Tree Rollins	1974-75	328
8.	Ron Richardson	1951-52	327
9.	Tree Rollins	1973-74	316
10.	Sharone Wright	1992-93	314

## REBOUND AVERAGE

1.	Ron Richardson	1951-52	13.6
2.	Tree Rollins	1976-77	12.8
3.	Marvin Robinson	1951-52	12.6
4.	Tree Rollins	1973-74	12.2
5.	Dale Davis	1990-91	12.1
6.	Tree Rollins	1974-75	11.7
7.	Richie Mahaffey	1967-68	11.5
8.	Charles Gage	1953-54	11.35
9.	Dale Davis	1989-90	11.29
10.	Tom Mahaffey	1960-61	11.27

## DOUBLE-DOUBLES

1.	Dale Davis	1989-90	20
2.	Tree Rollins	1976-77	19
	Dale Davis	1990-91	19
4.	Sharone Wright	1993-94	18
5.	Tom Mahaffey	1960-61	16
	Tree Rollins	1973-74	16
	Horace Grant	1985-86	16



8.	Sharone Wright	1992-93	15
9.	Tree Rollins	1974-75	14
10.	Harold Jamison	1998-99	14

## OFFENSIVE REBOUNDS

(Since 1978-79)

1.	Dale Davis	1989-90	166
2.	Horace Grant	1985-86	144
3.	Sharone Wright	1992-93	128
4.	Harold Jamison	1997-98	126
5.	Sharone Wright	1993-94	124
6.	Harold Jamison	1998-99	123
7.	Dale Davis	1990-91	122
8.	Sharone Wright	1991-92	120
9.	Horace Grant	1986-87	114
10.	Trevor Booker	2006-07	112

## FIELD GOALS MADE

1.	Horace Grant	1986-87	256
2.	Bill Yarborough	1954-55	247
3.	Billy Williams	1979-80	229
4.	Butch Zatezalo	1968-69	228
5.	Elden Campbell	1989-90	225
6.	Elden Campbell	1987-88	217
7.	Butch Zatezalo	1969-70	213
	Will Solomon	1999-00	213
9.	Vince Yockel	1955-56	210
10.	Garry Helms	1965-66	209

## FIELD GOAL ATTEMPTS

1.	Bill Yarborough	1954-55	623
2.	Butch Zatezalo	1968-69	538
3.	Will Solomon	1999-00	531
4.	Butch Zatezalo	1967-68	515
5.	Butch Zatezalo	1969-70	483
6.	Bill Yarborough	1955-56	480
7.	Vince Yockel	1955-56	476
8.	Choppy Patterson	1960-61	465
9.	Will Solomon	2000-01	461
10.	Terrell McIntyre	1998-99	456

## FIELD GOAL PERCENTAGE

(Min. of 125 Attempts)

1.	Harold Jamison	1998-99	.674
2.	Dale Davis	1988-89	.670
3.	Horace Grant	1986-87	.656
4.	Jerai Grant	2009-10	.632
5.	Elden Campbell	1987-88	.629
6.	Dale Davis	1989-90	.625
7.	Trevor Booker	2006-07	.602
8.	Horace Wyatt	1981-82	.601
9.	Harold Jamison	1996-97	.597
10.	Jerry Pryor	1987-88	.593

## THREE-POINT FIELD GOALS

Rk	Player	Year	Gms	Att	Made
1.	Terrell McIntyre	1998-99	35	246	99
2.	Will Solomon	2000-01	30	252	95
3.	Will Solomon	1999-00	30	248	93
4.	Terrence Oglesby	2008-09	32	237	92
5.	K.C. Rivers	2006-07	36	223	88
6.	Chris Whitney	1992-93	30	213	87
7.	Terrence Oglesby	2007-08	34	211	85
8.	Chris Whitney	1991-92	28	191	80
	Tony Stockman	2001-02	27	220	80
	K.C. Rivers	2007-08	34	199	80
	Andre Young	2010-11	34	202	80

## THREE-POINT FIELD GOALS PER GAME

Rk	Player	Year	Md	GP	3Pt/G
1.	Will Solomon	2000-01	95	30	3.16
2.	Will Solomon	1999-00	93	30	3.10
3.	Chris Whitney	1992-93	87	30	2.90
4.	Terrence Oglesby	2008-09	92	32	2.88
5.	Chris Whitney	1991-92	80	28	2.86
	Tony Stockman	2001-02	80	28	2.86
7.	Terrell McIntyre	1998-99	99	35	2.83
8.	Terrence Oglesby	2007-08	85	34	2.50
9.	K.C. Rivers	2006-07	88	36	2.44
10.	Tony Stockman	2000-01	75	31	2.42

## THREE-POINT FIELD GOAL ACCURACY

(Min. 25 Made)

Rk	Player	Year	FGM-FGA	Pct.
1.	Michael Tait	1986-87	70-136	.515
2.	Marc Campbell	# 1982-83	37-73	.507
3.	Shawan Robinson	2002-03	28-59	.475
4.	Anthony Jenkins	# 1982-83	31-66	.470
5.	Anthony Jenkins	1986-87	60-133	.451
6.	Michael Brown	1986-87	34-76	.447
7.	Bruce Martin	1994-95	64-144	.444
8.	Jeff Brown	1993-94	65-151	.430
9.	Andrius Jurkunas	1995-96	51-121	.421
10.	Chris Whitney	1991-92	80-191	.419

# - 17'9" distance on three-point goals.

## FREE THROWS MADE

1.	Butch Zatezalo	1968-69	189
2.	Butch Zatezalo	1967-68	174
3.	Richie Mahaffey	1967-68	165
4.	Bill Yarborough	1954-55	157
5.	Sharone Wright	1993-94	150
6.	Choppy Patterson	1960-61	146
7.	Horace Grant	1985-86	140
8.	Jim Brennan	1963-64	139
9.	Butch Zatezalo	1969-70	138
	Horace Grant	1986-87	138

## FREE THROW ATTEMPTS

1.	Richie Mahaffey	1967-68	250
2.	Sharone Wright	1993-94	233
3.	Butch Zatezalo	1968-69	229
4.	Dale Davis	1989-90	213
5.	Butch Zatezalo	1967-68	212
6.	Elden Campbell	1989-90	207
7.	Dale Davis	1990-91	205
8.	Bill Yarborough	1954-55	198
9.	Horace Grant	1986-87	195
10.	Horace Grant	1985-86	193

## FREE THROW PERCENTAGE

1.	Shawan Robinson	2005-06	.913
2.	Gary Burnisky	1963-64	.898
3.	Jim Sutherland	1966-67	.897
4.	John Snee	1950-51	.860
5.	Tim Kincaid	1987-88	.856
6.	Jim Sutherland	1965-66	.850
7.	Choppy Patterson	1960-61	.844
8.	Bud Martin	1972-73	.842
9.	David Young	1990-91	.833
10.	Jim Brennan	1963-64	.832

Note: Minimum of 2.5 free throws per game and must play 75% of team's games.

OVERVIEW

PLAYERS

STAFF

TRADITION

REVIEW

RECORDS

2012-13 MEN'S BASKETBALL GUIDE



# INDIVIDUAL SEASON BESTS

OVERVIEW

PLAYERS

STAFF

TRADITION

REVIEW

RECORDS

### DUNKS

(Since 1967-68)

1.	Harold Jamison	1998-99	62
2.	Akin Akingbala	2005-06	59
3.	Larry Nance	1980-81	55
4.	Sharone Wright	1993-94	54
5.	Tree Rollins	1976-77	53
	Dale Davis	1990-91	53
7.	Devin Gray	1992-93	50
8.	<b>Devin Booker</b>	<b>2011-12</b>	<b>47</b>
9.	Elden Campbell	1987-88	46
10.	Moose Campbell	1979-80	44
	Elden Campbell	1989-90	44
	Trevor Booker	2006-07	44

### CHARGES TAKEN

(Since 1978-79)

1.	Bobby Conrad	1978-79	32
2.	Marvin Dickerson	1978-79	24
3.	Jerry Pryor	1987-88	21
4.	Bobby Conrad	1979-80	20
	Grayson Marshall	1984-85	20
6.	Billy Williams	1978-79	18
	Demontez Stitt	2008-09	18
8.	Billy Williams	1979-80	16
	Chris Hobbs	2003-04	16
10.	Fred Gilliam	1980-81	15
	Iker Iturbe	1996-97	15
	Tanner Smith	2010-11	15

### STEALS

(Since 1975-76)

1.	Vernon Hamilton	2005-06	83
2.	Chris Whitney	1992-93	73
3.	Vernon Hamilton	2006-07	70
4.	James Mays	2006-07	69
5.	Vernon Hamilton	2004-05	68
6.	Cliff Hammonds	2007-08	66
7.	K.C. Rivers	2007-08	64
8.	Greg Buckner	1994-95	63
9.	Bobby Conrad	1979-80	60
	Devin Gray	1992-93	60
	Cliff Hammonds	2006-07	60

### STEALS PER GAME

1.	Vernon Hamilton	2005-06	2.68
2.	Chris Whitney	1992-93	2.43
3.	Sean Tyson	1990-91	2.42
4.	Greg Buckner	1994-95	2.25
5.	Vernon Hamilton	2004-05	2.13
6.	Devin Gray	1992-93	2.00
	Terrell McIntyre	1997-98	2.00
8.	Vernon Hamilton	2006-07	1.94
	Cliff Hammonds	2007-08	1.94
10.	James Mays	2006-07	1.92

### BLOCKED SHOTS

(Since 1973-74)

1.	Sharone Wright	1992-93	124
2.	Tree Rollins	1974-75	119
3.	Tree Rollins	1975-76	117
4.	Tree Rollins	1976-77	108
5.	Tree Rollins	1973-74	106
6.	Sharone Wright	1993-94	99
7.	Elden Campbell	1989-90	97
8.	Elden Campbell	1987-88	88
9.	Elden Campbell	1988-89	87
10.	Trevor Booker	2006-07	78
	Jerai Grant	2010-11	78

### BLOCKED SHOTS PER GAME

1.	Tree Rollins	1974-75	4.25
2.	Tree Rollins	1975-76	4.18
3.	Sharone Wright	1992-93	4.13
4.	Tree Rollins	1973-74	4.08
5.	Tree Rollins	1976-77	3.86
6.	Elden Campbell	1987-88	3.14
7.	Elden Campbell	1988-89	3.00
8.	Sharone Wright	1993-94	2.91
9.	Elden Campbell	1989-90	2.77
10.	Dale Davis	1990-91	2.64

### ASSISTS

(Since 1969-70)

1.	Grayson Marshall	1985-86	262
2.	Edward Scott	2001-02	238
3.	Grayson Marshall	1986-87	221
4.	Chris Whitney	1991-93	193
5.	Grayson Marshall	1984-85	192
6.	Terrell McIntyre	1998-99	188
7.	Chris Dodds	1980-81	187
8.	Grayson Marshall	1987-88	182
	Lou Richie	1993-94	182
10.	Marion Cash	1989-90	174

### ASSIST/TURNOVER RATIO

(Min. 50 Assists)

Rk	Ratio	(Ast-TO)	Player	Year
1.	2.99	(221-74)	Grayson Marshall	1986-87
2.	2.87	(66-23)	Andre Young	2008-09
3.	2.82	(262-93)	Grayson Marshall	1985-86
4.	2.76	(124-45)	Marc Campbell	1982-83
5.	2.55	(102-40)	Andre Young	2010-11
6.	2.49	(147-59)	Cliff Hammonds	2006-07
7.	2.42	(104-43)	Marc Campbell	1983-84
8.	2.36	(97-41)	Andre Young	2011-12
9.	2.26	(154-68)	Terrell McIntyre	1997-98
10.	2.22	(80-36)	Vincent Hamilton	1980-81
	2.22	(133-60)	Cliff Hammonds	2007-08

### ASSISTS PER GAME

1.	Edward Scott	2001-02	7.93
2.	Grayson Marshall	1985-86	7.71
3.	Grayson Marshall	1986-87	7.37
4.	Grayson Marshall	1984-85	6.62
5.	Chris Whitney	1992-93	6.43
6.	Grayson Marshall	1987-88	6.27
7.	Derrick Johnson	1976-77	6.04
8.	Chris Dodds	1980-81	6.03
9.	Edward Scott	2002-03	5.75
10.	Chris Whitney	1991-92	5.75

### MINUTES PLAYED


(Since 1968-69)

1.	Terrell McIntyre	1998-99	1250
2.	Cliff Hammonds	2006-07	1204
3.	Grayson Marshall	1985-86	1186
4.	Cliff Hammonds	2007-08	1162
5.	Vernon Hamilton	2006-07	1134
6.	Chris Whitney	1992-93	1126
7.	Marion Cash	1989-90	1105
	Terrell McIntyre	1996-97	1105
	Edward Scott	2001-02	1105
10.	Horace Grant	1985-86	1099
11.	Andre Young	2010-11	1098
12.	Demontez Stitt	2010-11	1093
13.	Billy Williams	1979-80	1088
14.	Will Solomon	1999-00	1079
15.	Dale Davis	1989-90	1077
	Edward Scott	2002-03	1077
17.	Greg Buckner	1996-97	1071
	Andre Young	2011-12	1071
19.	Vincent Hamilton	1984-85	1062
20.	Grayson Marshall	1987-88	1056

### MINUTES PLAYED PER GAME

(Since 1968-69)

1.	Butch Zatezalo	1968-69	39.04
2.	Edward Scott	2002-03	38.46
3.	Chris Whitney	1992-93	37.75
4.	Butch Zatezalo	1969-70	37.62
5.	Edward Scott	2001-02	36.80
6.	Vincent Hamilton	1984-85	36.63
7.	Grayson Marshall	1987-88	36.41
8.	Will Solomon	1999-00	35.97





# YEARLY LEADERS

## SCORING

Year	Name	FG	3Pt	FT	PTS	AVG
1937-38	Banks McFadden, C	126		55	307	13.3
1938-39	Banks McFadden, C	110		64	284	11.8
1939-40	Banks McFadden, C	89		41	219	13.7
1940-41	Marion Craig, F	127		25	279	12.7
1941-42	C.C. Graham, F	137		26	100	6.3
1942-43	Marion Craig, F	98		14	210	13.1
1943-44	Leonard Riddle, G	54		17	125	11.4
1944-45	Eddis Freeman, G	63		51	177	11.1
1945-46	June Pruitt, F	102		42	246	12.3
1946-47	June Pruitt, F	85		37	207	10.4
1947-48	Leonard Riddle, G	97		71	265	11.5
1948-49	Doug Haugk, F	96		37	229	10.9
1949-50	Johnny Snee, G	123		31	277	13.9
1950-51	Johnny Snee, G	124		49	297	17.5
1951-52	Johnny Snee, G	144		50	338	14.7
1952-53	John McGraw, C	99		50	248	13.8
1953-54	Ames Wells, G	133		89	355	15.2
1954-55	Bill Yarborough, G	247		157	651	28.3
1955-56	Vince Yockel, F	210		124	544	20.9
1956-57	Vince Yockel, F	178		118	474	19.8
1957-58	Vince Yockel, F	125		82	332	13.8
1958-59	George Krajack, F	122		69	313	13.0
1959-60	Choppy Patterson, G	151		125	427	16.4
1960-61	Choppy Patterson, G	174		146	494	19.0
1961-62	Jim Brennan, G	183		95	461	17.1
1962-63	Jim Brennan, G	144		111	399	16.6
1963-64	Jim Brennan, G	159		139	457	18.3
1964-65	Randy Mahaffey, C	145		108	398	17.3
1965-66	Garry Helms, G	209		62	480	19.2
1966-67	Jim Sutherland, G	183		104	470	18.8
1967-68	Butch Zatezalo, G	189		174	552	23.0
1968-69	Butch Zatezalo, G	228		189	645	25.8
1969-70	Butch Zatezalo, G	213		138	546	21.7
1970-71	Dave Angel, C	123		109	355	13.7
1971-72	Dave Angel, C	116		129	361	13.9
1972-73	Van Gregg, G	151		51	353	13.6
1973-74	Van Gregg, G	147		64	358	13.8
1974-75	Skip Wise, G	188		86	462	18.5
1975-76	Tree Rollins, C	170		43	383	13.7
1976-77	Stan Rome, F	174		79	427	15.3
1977-78	Stan Rome, F	141		60	342	12.7
1978-79	Billy Williams, G	157		68	382	13.2
1979-80	Billy Williams, G	229		104	562	17.6
1980-81	Larry Nance, C	207		80	494	15.9
1981-82	Vincent Hamilton, G	181		58	420	15.0
1982-83	Raymond Jones, C	135	0	86	356	11.5
1983-84	Murray Jarman, C	157		90	404	15.0
1984-85	Vincent Hamilton, G	158		61	437	15.1
1985-86	Horace Grant, F	208		140	556	16.4
1986-87	Horace Grant, C	256	1	138	651	21.0
1987-88	Elden Campbell, C	217	0	91	525	18.8
1988-89	Elden Campbell, C	205	2	95	507	17.5
1989-90	Elden Campbell, C	225	1	124	575	16.4
1990-91	Dale Davis, C	191	0	119	501	17.9
1991-92	Chris Whitney, G	119	80	56	374	13.4
1992-93	Devin Gray, F	197	13	93	500	16.7
1993-94	Sharone Wright, C	186	0	150	422	15.4
1994-95	Greg Buckner, F	141	13	41	336	12.0
1995-96	Greg Buckner, F	144	1	92	381	13.1
1996-97	Greg Buckner, F	190	17	119	516	15.6
1997-98	Greg Buckner, G	204	19	94	521	16.3
1998-99	Terrell McIntyre, G	199	99	130	627	17.9
1999-00	Will Solomon, G	213	93	108	627	20.9
2000-01	Will Solomon, G	183	95	130	591	19.7
2001-02	Jamar McKnight, F	135	45	36	351	12.5
2002-03	Edward Scott, G	165	44	122	496	17.7
2003-04	Sharrod Ford, C	116	0	100	332	11.9
2004-05	Sharrod Ford, C	185	0	107	477	14.9
2005-06	Shawan Robinson, G	123	63	84	393	12.3
2006-07	K.C. Rivers, G/F	183	88	50	504	14.0
2007-08	K.C. Rivers, G/F	188	80	44	500	14.7
2008-09	Trevor Booker, F	189	9	104	491	15.3
2009-10	Trevor Booker, F	188	9	101	486	15.2
2010-11	Demontez Stitt, G	152	44	115	463	14.5
2011-12	Andre Young, G	137	66	72	412	13.3

## FIELD GOAL PERCENTAGE

(Minimum of 100 Attempts)

Year	Name	FG	FGA	PCT
1952-53	Tommy McCullough, F	68	170	.400
1953-54	Ames Wells, G	133	322	.413
1954-55	Tommy Smith, F	57	130	.438

1955-56	Vince Yockel, F	210	476	.441
1956-57	Ed Brinkley, G	131	280	.468
1957-58	George Krajack, F	96	210	.457
1958-59	George Krajack, F	122	294	.415
1959-60	Tom Mahaffey, F	73	159	.459
1960-61	Tom Mahaffey, F	131	302	.434
1961-62	Tom Mahaffey, F	72	159	.453
1962-63	Mike Bohonak, F	66	161	.410
1963-64	Donnie Mahaffey, C	88	181	.486
1964-65	Randy Mahaffey, C	145	291	.498
1965-66	Garry Helms, F	209	406	.515
1966-67	Randy Mahaffey, C	155	305	.508
1967-68	Tripp Jones, F	86	184	.467
1968-69	Curt Eckard, C	60	124	.484
1969-70	Richie Mahaffey, C	84	153	.549
1970-71	Dave Angel, C	123	238	.517
1971-72	Dave Angel, C	116	258	.450
1972-73	Jeff Reisinger, F	130	246	.528
1973-74	Tree Rollins, C	144	265	.543
1974-75	Stan Rome, F	121	229	.528
1975-76	Tree Rollins, C	170	313	.543
1976-77	Tree Rollins, C	167	288	.580
1977-78	Chubby Wells, F	88	157	.561
1978-79	Billy Williams, G	157	298	.527
1979-80	Larry Campbell, C	130	224	.580
1980-81	John Nance, C	207	360	.575
1981-82	*Horace Wyatt, C	125	208	.601
1982-83	Murray Jarman, C	81	155	.523
1983-84	Murray Jarman, C	157	276	.569
1984-85	Raymond Jones, F	80	136	.588
1985-86	Horace Grant, F	208	356	.584
1986-87	Horace Grant, C	256	390	.656
1987-88	Elden Campbell, C	217	345	.629
1988-89	Dale Davis, F	146	218	.670
1989-90	Dale Davis, F	205	328	.625
1990-91	Ricky Jones, F	116	212	.547
1991-92	Corey Wallace, F	77	143	.538
1992-93	Sharone Wright, C	178	314	.567
1993-94	Devin Gray, F	178	311	.572
1994-95	Greg Buckner, F	141	268	.526
1995-96	Harold Jamison, C	69	133	.519
1996-97	Harold Jamison, F	92	154	.597
1997-98	Harold Jamison, F	119	201	.592
1998-99	Harold Jamison, F	174	258	.674
1999-00	Adam Allenspach, F	127	278	.457
2000-01	Chris Hobbs, F	77	136	.566
2001-02	Roy Hendersson, C	100	183	.546
2002-03	Sharrod Ford, C	88	156	.564
2003-04	Sharrod Ford, C	116	216	.537
2004-05	Akin Akingbala, F	73	123	.593
2005-06	Akin Akingbala, C	148	257	.576
2006-07	Trevor Booker, C	159	264	.602
2007-08	Raymond Sykes, C/F	67	117	.573
2008-09	^Raymond Sykes, C/F	107	185	.578
2009-10	Jerai Grant, F/C	86	136	.632
2010-11	Jerai Grant, F/C	157	275	.571
2011-12	Devin Booker, F/C	124	270	.459

\* - Vincent Hamilton led the ACC with .586 figure (Wyatt did not have enough attempts to qualify for ACC stats)

^ - Trevor Booker led the ACC with a .571 figure (Sykes did not have enough attempts to qualify for ACC stats)

## FREE THROW PERCENTAGE

(Minimum of 30 Attempts)

Year	Name	FT	FTA	PCT.
1952-53	Joe Murray, G	32	48	.667
1953-54	Barry Ryan, F	57	83	.687
1954-55	Bill Yarborough, F	122	154	.792
1955-56	Ed Brinkley, C	74	99	.747
1956-57	Dick Yearly, G	41	50	.820
1957-58	Vince Yockel, F	82	106	.774
1958-59	George Krajack, F	69	98	.704
1959-60	Choppy Patterson, G	125	154	.812
1960-61	Choppy Patterson, G	146	173	.844
1961-62	Jim Brennan, G	95	122	.779
1962-63	Jim Brennan, G	111	134	.828
1963-64	Gary Burnisky, F	79	88	.898
1964-65	Jim Sutherland, G	65	83	.783
1965-66	Jim Sutherland, G	91	107	.850
1966-67	Jim Sutherland, G	104	116	.897
1967-68	Butch Zatezalo, G	174	212	.821
1968-69	Butch Zatezalo, G	189	229	.825
1969-70	Butch Zatezalo, G	138	169	.817
1970-71	Dave Thomas, G	66	90	.733

1971-72	Terrell Suit, G	61	81	.753
1972-73	Bud Martin, G	64	76	.842
1973-74	Wayne Croft, F	60	75	.800
1974-75	Skip Wise, G	86	114	.754
1975-76	David Brown, G	75	94	.798
1976-77	Colon Abraham, F	64	77	.831
1977-78	Greg Coles, G	61	78	.782
1978-79	Bobby Conrad, G	50	62	.806
1979-80	Fred Gilliam, F	38	45	.844
1980-81	Fred Gilliam, F	57	67	.851
1981-82	Fred Gilliam, F	29	35	.829
1982-83	Anthony Jenkins, F	30	34	.882
1983-84	Anthony Jenkins, F	27	32	.844
1984-85	Vincent Hamilton, G	61	76	.803
1985-86	Larry Middleton, G	57	76	.750
1986-87	Larry Middleton, G	52	67	.776
1987-88	Tim Kincaid, G	89	104	.856
1988-89	Tim Kincaid, G	58	75	.773
1989-90	Kirkland Howling, G	46	65	.708
1990-91	David Young, G	50	60	.833
1991-92	Chris Whitney, G	56	73	.767
1992-93	Chris Whitney, G	85	106	.802
1993-94	Merl Code, G	38	47	.809
1994-95	Bruce Martin, G	28	32	.875
1995-96	Terrell McIntyre, G	80	101	.792
1996-97	Merl Code, G	92	114	.807
1997-98	Terrell McIntyre, G	88	113	.779
1998-99	Terrell McIntyre, G	130	164	.743
1999-00	Adam Allenspach, C	77	104	.740
2000-01	Tony Stockman, G	46	55	.836
2001-02	Jamar McKnight, G	36	48	.750
2002-03	Edward Scott, G	122	165	.739
	Tomas Nagys, F	51	69	.739
2003-04	Shawan Robinson, G	58	77	.753
2004-05	Shawan Robinson, G	41	49	.837
2005-06	Shawan Robinson, G	84	92	.913
2006-07	K.C. Rivers, G/F	50	68	.735
2007-08	Terrence Oglesby, G	57	67	.851
2008-09	Terrence Oglesby, G	71	84	.845
2009-10	Andre Young, G	48	60	.800
2010-11	Milton Jennings, F	61	79	.772
2011-12	Andre Young, G	72	87	.828

## POINTS PER MINUTE

(Minimum of 100 Minutes Played)

Year	Name	PTS	MINS	AVG
1975-76	Stan Rome, F	304	508	.598
1976-77	Stan Rome, F	427	680	.630
1977-78	Billy Williams, G	134	253	.530
1978-79	Derrick Johnson, G	322	748	.430
1979-80	Billy Williams, G	562	1088	.517
1980-81	Larry Nance, F	494	887	.557
1981-82	Joe Ward, G	114	232	.491
1982-83	Anthony Jenkins	209	340	.615
1983-84	Murray Jarman, C	404	864	.468
1984-85	Harlan Graham, G	52	105	.495
1985-86	Horace Grant, F	556	1099	.506
1986-87	Horace Grant, C	651	1010	.645
1				

# YEARLY LEADERS

OVERVIEW  
PLAYERS  
STAFF  
TRADITION  
REVIEW  
RECORDS

## REBOUNDED

Year	Name	REB	AVG
1952-53	John McGraw, C	177	11.1
1953-54	Charley Gage, F	261	11.3
1954-55	Tommy Smith, F	161	8.5
1955-56	Gene Seay, C	262	10.5
1956-57	Gene Seay, C	166	7.5
1957-58	George Krajack, F	165	6.9
1958-59	George Krajack, F	154	6.4
1959-60	Tom Mahaffey, F	195	7.5
1960-61	Tom Mahaffey, F	293	11.3
1961-62	Donnie Mahaffey, C	176	6.8
1962-63	Donnie Mahaffey, C	267	10.7
1963-64	Donnie Mahaffey, C	223	8.9
1964-65	Randy Mahaffey, C	224	9.7
1965-66	Randy Mahaffey, C	256	10.2
1966-67	Randy Mahaffey, C	225	9.0
1967-68	Richie Mahaffey, C	276	11.5
1968-69	Ronnie Yates, F	153	6.4
1969-70	Richie Mahaffey, C	145	9.1
1970-71	Dave Angel, C	180	6.9
1971-72	Dave Angel, C	253	9.7
1972-73	Dave Angel, C	174	6.7
1973-74	Tree Rollins, C	316	12.2
1974-75	Tree Rollins, C	328	11.7
1975-76	Tree Rollins, C	308	11.0
1976-77	Tree Rollins, C	359	12.8
1977-78	John Campbell, C	195	7.2
1978-79	Larry Nance, F	210	7.2
1979-80	Larry Nance, F	259	8.1
1980-81	Larry Nance, C	237	7.6
1981-82	Horace Wyatt, C	187	6.7
1982-83	Raymond Jones, C	219	7.1
1983-84	Murray Jarman, C	149	5.5
1984-85	Vincent Hamilton, G	200	6.9
1985-86	Horace Grant, F	357	10.5
1986-87	Horace Grant, C	299	9.6
1987-88	Dale Davis, F	223	7.7
1988-89	Dale Davis, F	258	8.9
1989-90	Dale Davis, F	395	11.3
1990-91	Dale Davis, C	340	12.1
1991-92	Sharone Wright, C	227	8.1
1992-93	Sharone Wright, C	314	10.5
1993-94	Sharone Wright, C	362	10.6
1994-95	Greg Buckner, F	165	5.9
1995-96	Harold Jamison, C	172	5.9
1996-97	Harold Jamison, F	187	5.7
1997-98	Harold Jamison, F	232	7.3
1998-99	Harold Jamison, F	346	9.9
1999-00	Adam Allenspach, C	206	7.1
2000-01	Chris Hobbs, F	190	6.3
2001-02	Ray Henderson, C	265	8.8
2002-03	Sharrod Ford, C	191	6.8
2003-04	Sharrod Ford, C	202	7.1
2004-05	Sharrod Ford, C	261	8.2
2005-06	Akin Akingbala, C	263	8.2
2006-07	James Mays, F	232	6.4
2007-08	Trevor Booker, C	249	7.3
2008-09	Trevor Booker, F	311	9.7
2009-10	Trevor Booker, F	268	8.4
2010-11	Jerai Grant, F/C	228	6.7
2011-12	Devin Booker, F/C	217	7.0

## ASSISTS

1969-70	Butch Zatezalo, G	80
1970-71	John Coakley, G	38
1971-72	Terrell Suit, G	40
1972-73	Ron DiPasquale, G	42
1973-74	Jeff Reisinger, F	45
1974-75	Jo Jo Bethea, G	81
1975-76	Derrick Johnson, G	98
1976-77	Derrick Johnson, G	169
1977-78	Derrick Johnson, G	132
1978-79	Bobby Conrad, G	101
1979-80	Bobby Conrad, G	157
1980-81	Chris Dodds, G	187
1981-82	Mike Eppley, G	89
1982-83	Marc Campbell, G	124
1983-84	Marc Campbell, G	104
1984-85	Grayson Marshall, G	192


1985-86	Grayson Marshall, G	262
1986-87	Grayson Marshall, G	221
1987-88	Grayson Marshall, G	182
1988-89	Marion Cash, G	161
1989-90	Marion Cash, G	174
1990-91	David Young, G	100
1991-92	Chris Whitney, G	161
1992-93	Chris Whitney, G	193
1993-94	Lou Richie, G	182
1994-95	Merl Code, G	111
1995-96	Terrell McIntyre, G	90
1996-97	Terrell McIntyre, G	145
1997-98	Terrell McIntyre, G	154
1998-99	Terrell McIntyre, G	188
1999-00	Will Solomon, G	95
2000-01	Edward Scott, G	127
2001-02	Edward Scott, G	238
2002-03	Edward Scott, G	161
2003-04	Vernon Hamilton, G	91
2004-05	Shawan Robinson, G	94
2005-06	Cliff Hammonds, G	105
2006-07	Cliff Hammonds, G	147
2007-08	Cliff Hammonds, G	133
2008-09	Demontez Stitt, G	121
2009-10	Demontez Stitt, G	94
2010-11	Demontez Stitt, G	107
2011-12	Tanner Smith, G	128

## STEALS

1975-76	Derrick Johnson, G	47
1976-77	Stan Rome, F	52
1977-78	Derrick Johnson, G	46
1978-79	Derrick Johnson, G	45
1979-80	Bobby Conrad, G	60
1980-81	Chris Dodds, G	39
1981-82	Vincent Hamilton, G	32
1982-83	Marc Campbell, G	25
1983-84	Vincent Hamilton, G	29
1984-85	Grayson Marshall, G	37
1985-86	Grayson Marshall, G	48
1986-87	Michael Tait, G	54
1987-88	Grayson Marshall, G	53
1988-89	Derrick Forrest, G	48
1989-90	Derrick Forrest, G	57
1990-91	Sean Tyson, F	46
1991-92	Andre Bovain, G	49
1992-93	Chris Whitney, G	73
1993-94	Lou Richie, G	47
1994-95	Greg Buckner, F	63
1995-96	Terrell McIntyre, G	37
1996-97	Terrell McIntyre, G	42
1997-98	Terrell McIntyre, G	58
1998-99	Terrell McIntyre, G	57
1999-00	Will Solomon, G	38
2000-01	Tony Stockman, G	44
2001-02	Edward Scott, G	44
2002-03	Chey Christie, G	45
2003-04	Vernon Hamilton, G	50
2004-05	Vernon Hamilton, G	68
2005-06	Vernon Hamilton, G	83
2006-07	Vernon Hamilton, G	70
2007-08	Cliff Hammonds, G	66
2008-09	K.C. Rivers, G/F	55
2009-10	Andre Young, G	54
2010-11	Andre Young, G	47
2011-12	Tanner Smith, G	52
	Andre Young, G	52

## BLOCKED SHOTS

1973-74	Tree Rollins, C	106
1974-75	Tree Rollins, C	119
1975-76	Tree Rollins, C	117
1976-77	Tree Rollins, C	108
1977-78	John Campbell, C	53
1978-79	Larry Nance, F	34
1979-80	John Campbell, C	46
1980-81	Larry Nance, F	28
1981-82	Horace Wyatt, F	9
1982-83	Raymond Jones, C	30
1983-84	Raymond Jones, C	27
1984-85	Glen McCants, C	38



1985-86	Glen McCants, C	46
1986-87	Elden Campbell, C	62
1987-88	Elden Campbell, C	88
1988-89	Elden Campbell, C	87
1989-90	Elden Campbell, C	97
1990-91	Dale Davis, C	74
1991-92	Sharone Wright, C	63
1992-93	Sharone Wright, C	124
1993-94	Sharone Wright, C	99
1994-95	Greg Buckner, F	12
	Andy Kelly, F	12
1995-96	Andrius Jurkunas, F	34
1996-97	Harold Jamison, C	25
1997-98	Adam Allenspach, C	19
1998-99	Tom Wideman, C	18
1999-00	Chucky Gilmore, C	25
2000-01	Tomas Nagys, F	17
2001-02	Ray Henderson, C	36
2002-03	Ray Henderson, C	25
2003-04	Sharrod Ford, C	64
2004-05	Sharrod Ford, C	68
2005-06	Akin Akingbala, C	41
2006-07	Trevor Booker, C	78
2007-08	Trevor Booker, C	63
2008-09	Trevor Booker, F	63
2009-10	Jerai Grant, F/C	54
2010-11	Jerai Grant, F/C	78
2011-12	Devin Booker, F/C	29


## DOUBLE-DOUBLES

1957-58	Walt Gibbons, C	5
1958-59	Walt Gibbons, C	4
1959-60	Ed Krajack, G	7
1960-61	Tom Mahaffey, F	16
1961-62	Tom Mahaffey, F	5
1962-63	Donnie Mahaffey, C	8
1963-64	Donnie Mahaffey, C	7
1964-65	Randy Mahaffey, C	10
1965-66	Randy Mahaffey, C	11
1966-67	Randy Mahaffey, C	9
1967-68	Richie Mahaffey, C	13
1968-69	Richie Mahaffey, C	5
	Ronnie Yates, F	5
1969-70	Greg Latin, F	11
1970-71	Dickie Foster, F	4
1971-72	David Angel, C	9
1972-73	Jeff Reisinger, F	4
1973-74	Tree Rollins, C	16
1974-75	Tree Rollins, C	14
1975-76	Tree Rollins, C	12
1976-77	Tree Rollins, C	19

1977-78	John Campbell, C	5
1978-79	Larry Nance, F	4
1979-80	Larry Nance, F	10
1980-81	Larry Nance, C	6
1981-82	Horace Wyatt, C	3
1982-83	Raymond Jones, C	5
1983-84	Raymond Jones, F	1
	Murray Jarman, C	1
1984-85	Horace Grant, F	7
1985-86	Horace Grant, F	16
1986-87	Horace Grant, C	13
1987-88	Elden Campbell, C	5
	Dale Davis, F	5
1988-89	Dale Davis, F	8
1989-90	Dale Davis, F	20
1990-91	Dale Davis, C	19
1991-92	Sharone Wright, C	8
1992-93	Sharone Wright, C	15
1993-94	Sharone Wright, C	18
1994-95	Iker Iturbe, F	2
1995-96	Tom Wideman, C	1
	Greg Buckner, F	1
1996-97	Three with	1
1997-98	Harold Jamison, F	4
1998-99	Harold Jamison, F	14
1999-00	Adam Allenspach, C	6
2000-01	Adam Allenspach, C	6
	Chris Hobbs, F	6
2001-02	Ray Henderson, C	9
2002-03	Sharrod Ford, C	3
2003-04	Sharrod Ford, C	7
2004-05	Sharrod Ford, C	10
2005-06	Akin Akingbala, C	10
2006-07	James Mays, F	7
2007-08	Trevor Booker, C	7
2008-09	Trevor Booker, F	13
2009-10	Trevor Booker, F	9
2010-11	Jerai Grant, F/C	4
	Milton Jennings, F	4
2011-12	Devin Booker, F/C	5

## PLAYING TIME

1975-76	Tree Rollins, C	861
1976-77	Tree Rollins, C	778
1977-78	Derrick Johnson, G	765
1978-79	Larry Nance, F	837
1979-80	Billy Williams, G	1,088
1980-81	Chris Dodds, G	895
1981-82	Vincent Hamilton, G	992
1982-83	Raymond Jones, C	832
1983-84	Murray Jarman, C	864
1984-85	Vincent Hamilton, G	1,062
1985-86	Grayson Marshall, G	1,186
1986-87	Horace Grant, C	1,010
1987-88	Grayson Marshall, G	1,056
1988-89	Derrick Forrest, G	894





# YEARLY LEADERS

1989-90	Marion Cash, G	1,105
1990-91	Dale Davis, C	971
1991-92	Chris Whitney, G	982
1992-93	Chris Whitney, G	1,126
1993-94	Sharone Wright, C	1,027
1994-95	Merl Code, G	916
1995-96	Greg Buckner, F	950
1996-97	Terrell McIntyre, G	1,105
1997-98	Greg Buckner, F	1,022
1998-99	Terrell McIntyre, G	1,250
1999-00	Will Solomon, G	1,079
2000-01	Edward Scott, G	1,000
2001-02	Edward Scott, G	1,105
2002-03	Edward Scott, G	1,077
2003-04	Sharrod Ford, C	803
2004-05	Cliff Hammonds, G	968
2005-06	Cliff Hammonds, G	951
2006-07	Cliff Hammonds, G	1,204
2007-08	Cliff Hammonds, G	1,162
2008-09	K.C. Rivers, G/F	991
2009-10	Trevor Booker, F	984
2010-11	Andre Young, G	1,098
2011-12	Andre Young, G	1,071

## DUNKS

1976-77	Tree Rollins, C	53
1977-78	John Campbell, C	23
1978-79	Larry Nance, F	27
1979-80	John Campbell, C	44
1980-81	Larry Nance, C	55
1981-82	Horace Wyatt, C	21
1982-83	Raymond Jones, C	16
1983-84	Murray Jarman, C	13
1984-85	Horace Grant, F	22
1985-86	Horace Grant, F	33
1986-87	Elden Campbell, C	27
1987-88	Elden Campbell, C	46
1988-89	Elden Campbell, C	43
1989-90	Elden Campbell, C	44
1990-91	Dale Davis, C	53
1991-92	Sharone Wright, C	28
1992-93	Devin Gray, F	50
1993-94	Sharone Wright, C	54
1994-95	Greg Buckner, F	19
1995-96	Greg Buckner, G	21
1996-97	Harold Jamison, F	23
1998-99	Harold Jamison, F	62
1999-00	Adam Allenspach, C	13
2000-01	Ray Henderson, F	14
2001-02	Ray Henderson, C	18
2002-03	Sharrod Ford, C	19
2003-04	Akin Akingbala, F	26
2004-05	Sharrod Ford, C	24
2005-06	Akin Akingbala, C	59
2006-07	Trevor Booker, C	44
2007-08	Trevor Booker, C	34
2008-09	Trevor Booker, F	37
2009-10	Jerai Grant, F/C	42
2010-11	Jerai Grant, F/C	38
2011-12	Devin Booker, F/C	47

## CHARGES TAKEN

1978-79	Bobby Conrad, G	32
1979-80	Bobby Conrad, G	20
1980-81	Fred Gilliam, G	15
1981-82	David Shaffer, F	8
1982-83	David Shaffer, F	12
1983-84	Marc Campbell, G	9
1984-85	Grayson Marshall, G	20
1985-86	Jerry Pryor, F	13
1986-87	Grayson Marshall, G	13
1987-88	Jerry Pryor, F	21
1988-89	Jerry Pryor, F	9
1989-90	Marion Cash, G	10
1990-91	Ricky Jones, F	5
1991-92	Devin Gray, F	7
1992-93	Devin Gray, F	7
1993-94	Lou Richie, G	6
1994-95	Merl Code, G	6
	Bill Harder, G	6
	Bruce Martin, G	6

1995-96	Bill Harder, G	11
1996-97	Iker Iturbe, F	15
1997-98	Iker Iturbe, F	10
1998-99	Harold Jamison, F	14
1999-00	Tomas Nagys, F	12
2000-01	Dustin Braddick, G	7
2001-02	Chris Hobbs, F	13
2002-03	Chey Christie, G	11
2003-04	Chris Hobbs, F	16
2004-05	Sharrod Ford, C	11
2005-06	Sam Perry, F	10
2006-07	James Mays, F	11
2007-08	K.C. Rivers, G/F	9
2008-09	Demontez Stitt, G	18
2009-10	Demontez Stitt, G	14
2010-11	Tanner Smith, G	15
2011-12	Tanner Smith, G	7

## OFFENSIVE REBOUNDS

1978-79	Larry Nance, F	78
1979-80	Larry Nance, F	94
1980-81	Larry Nance, F	76
1981-82	Horace Wyatt, C	68
1982-83	Raymond Jones, C	93
1983-84	Vincent Hamilton, G	60
1984-85	Vincent Hamilton, G	84
1985-86	Horace Grant, F	144
1986-87	Horace Grant, F	114
1987-88	Dale Davis, F	97
1988-89	Dale Davis, F	100
1989-90	Dale Davis, F	166
1990-91	Dale Davis, C	122
1991-92	Sharone Wright, C	120
1992-93	Sharone Wright, C	128
1993-94	Sharone Wright, C	124
1994-95	Rayfield Ragland, F	59
1995-96	Harold Jamison, C	80
1996-97	Harold Jamison, F	90
1997-98	Harold Jamison, F	126
1998-99	Harold Jamison, F	123
1999-00	Adam Allenspach, C	79
2000-01	Chris Hobbs, F	65
2001-02	Ray Henderson, C	86
2002-03	Sharrod Ford, C	71
2003-04	Sharrod Ford, C	80
2004-05	Sharrod Ford, C	110
2005-06	Akin Akingbala, C	96
2006-07	Trevor Booker, C	112
2007-08	James Mays, F	98
2008-09	Trevor Booker, F	107
2009-10	Trevor Booker, F	89

2010-11	Jerai Grant, F/C	89
2011-12	Devin Booker, F/C	82

## THREE-POINT GOALS

1982-83	Marc Campbell, G	37
1986-87	Michael Tait, G	70
1987-88	Grayson Marshall, G	22
1988-89	Derrick Forrest, G	49
1989-90	David Young, G	39
1990-91	David Young, G	50
1991-92	Chris Whitney, G	80
1992-93	Chris Whitney, G	87
1993-94	Jeff Brown, F	65
1994-95	Bruce Martin, G	64
1995-96	Andrius Jurkunas, F	51
1996-97	Terrell McIntyre, G	61
1997-98	Terrell McIntyre, G	56
1998-99	Terrell McIntyre, G	99
1999-00	Will Solomon, G	93
2000-01	Will Solomon, G	95
2001-02	Tony Stockman, G	80
2002-03	Edward Scott, G	44
2003-04	Shawan Robinson, G	43
2004-05	Shawan Robinson, G	69
2005-06	Shawan Robinson, G	63
2006-07	K.C. Rivers, G/F	88
2007-08	Terrence Oglesby, G	85
2008-09	Terrence Oglesby, G	92
2009-10	Andre Young, G	60
2010-11	Andre Young, G	80
2011-12	Andre Young, G	66

## THREE-POINT FIELD GOALS PER GAME

1982-83	Marc Campbell, G	1.94
1986-87	Michael Tait, G	2.25
1987-88	Donnell Bruce, G	0.76
1988-89	Derrick Forrest, G	1.63
1989-90	David Young, G	1.11
1990-91	David Young, G	1.78
1991-92	Chris Whitney, G	2.86
1992-93	Chris Whitney, G	2.90
1993-94	Jeff Brown, F	2.17
1994-95	Bruce Martin, G	2.29
1995-96	Andrius Jurkunas, F	1.76
1996-97	Terrell McIntyre, G	1.85
1997-98	Terrell McIntyre, G	1.93
1998-99	Terrell McIntyre, G	2.83
1999-00	Will Solomon, G	3.10
2000-01	Will Solomon, G	3.17
2001-02	Tony Stockman, G	2.86
2002-03	Edward Scott, G	1.57

2003-04	Shawan Robinson, G	1.54
2004-05	Shawan Robinson, G	2.16
2005-06	Shawan Robinson, G	1.97
2006-07	K.C. Rivers, G/F	2.44
2007-08	Terrence Oglesby, G	2.50
2008-09	Terrence Oglesby, G	2.88
2009-10	Andre Young, G	1.88
2010-11	Andre Young, G	2.35
2011-12	Andre Young, G	2.13

## THREE-POINT FIELD GOAL ACCURACY

(Minimum of 30 Attempts)

1982-83	Marc Campbell, G	37-73	.507
1986-87	Michael Tait, G	70-136	.515
1987-88	Chris Duncan, G	15-44	.341
	Donnell Bruce, G	15-44	.341
1988-89	David Young, G	36-97	.371
1989-90	Kirkland Howling, G	38-101	.376
1990-91	David Young, G	50-142	.352
1991-92	Ryan Amestoy, F	14-30	.467
1992-93	Chris Whitney, G	87-213	.408
1993-94	Jeff Brown, F	65-151	.430
1994-95	Bruce Martin, G	64-144	.444
1995-96	Andrius Jurkunas, F	51-121	.421
1996-97	Terrell McIntyre, G	61-172	.355
1997-98	Tony Christie, F	54-130	.415
1998-99	Terrell McIntyre, G	99-246	.402
1999-00	Will Solomon, G	93-248	.375
2000-01	Pasha Bains, G	28-69	.406
2001-02	Jamar McKnight, F	45-120	.375
2002-03	Shawan Robinson, G	28-59	.475
2003-04	Shawan Robinson, G	43-115	.374
2004-05	Shawan Robinson, G	69-171	.404
2005-06	Troy Mathis, G	19-45	.422
2006-07	K.C. Rivers, G/F	88-223	.395
2007-08	Terrence Oglesby, G	85-211	.403
2008-09	K.C. Rivers, G/F	69-176	.392
2009-10	Demontez Stitt, G	33-84	.393
2010-11	Andre Young, G	80-202	.396
2011-12	Tanner Smith	40-114	.351

## ASSIST/TURNOVER RATIO

(Minimum of 300 minutes played)

Year	Player	AsT-TO	Ratio
1975-76	Bruce Harman, G	58-40	1.45
1976-77	Greg Coles, G	61-35	1.74
1977-78	Derrick Johnson, G	132-67	1.97
1978-79	Bobby Conrad, G	105-55	1.91
1979-80	Fred Gilliam, F	38-20	1.90
1980-81	Vincent Hamilton, G	80-36	2.22
1981-82	Chris Dodds, G	74-36	2.06
1982-83	Marc Campbell, G	124-45	2.76
1983-84	Marc Campbell, G	104-43	2.42
1984-85	Grayson Marshall, G	192-95	2.02
1985-86	Grayson Marshall, G	262-93	2.82
1986-87	Grayson Marshall, G	221-74	2.99
1987-88	Grayson Marshall, G	182-85	2.14
1988-89	Tim Kincaid, G	107-63	1.69
1989-90	David Young, G	142-66	2.15
1990-91	David Young, G	100-68	1.47
1991-92	Chris Whitney, G	161-94	1.71
1992-93	Chris Whitney, G	193-110	1.75
1993-94	Lou Richie, G	182-87	2.09
1994-95	Merl Code, G	111-67	1.66
1995-96	Bill Harder, G	56-32	1.75
1996-97	Terrell McIntyre, G	145-66	2.20
1997-98	Terrell McIntyre, G	154-68	2.26
1998-99	Johnny Miller, G	74-34	1.90
1999-00	Dustin Braddick, F	49-37	1.32
2000-01	Edward Scott, G	127-74	1.72
2001-02	Edward Scott, G	238-109	2.18
2002-03	Edward Scott, G	161-79	2.04
2003-04	Vernon Hamilton, G	91-87	1.05
2004-05	Cliff Hammonds, G	88-64	1.38
2005-06	Cliff Hammonds, G	105-57	1.84
2006-07	Cliff Hammonds, G	147-59	2.49
2007-08	Cliff Hammonds, G	133-60	2.22
2008-09	Andre Young, G	66-23	2.87
2009-10	Trevor Booker, F	81-62	1.31
2010-11	Andre Young, G	102-40	2.55
2011-12	Andre Young, G	97-41	2.36



# CLASS RECORDS

## OVERVIEW

## PLAYERS

## STAFF

## TRADITION

## REVIEW

## RECORDS

### MOST GAMES

#### As a Freshman

Trevor Booker	36	2006-07
David Potter	36	2006-07
Will Solomon	34	1998-99
Terrence Oglesby	34	2007-08
Jerry Pryor	33	1985-86
Vincent Whitt	33	1996-97
Cory Stanton	33	2010-11

#### As a Sophomore

K.C. Rivers	36	2006-07
Raymond Sykes	36	2006-07
David Young	35	1989-90
Adam Allenspach	35	1998-99
Grayson Marshall	34	1985-86
Trevor Booker	34	2007-08
David Potter	34	2007-08
<b>Devin Booker</b>	<b>34</b>	<b>2010-11</b>
<b>Milton Jennings</b>	<b>34</b>	<b>2010-11</b>

#### As a Junior

Cliff Hammonds	36	2006-07
James Mays	36	2006-07
Sam Perry	36	2006-07
Dale Davis	35	1989-90
Sean Tyson	35	1989-90
Andrius Jurkunas	35	1998-99

#### As a Senior

Vernon Hamilton	36	2006-07
Elden Campbell	35	1989-90
Marion Cash	35	1989-90
Derrick Forrest	35	1989-90
Kirkland Howling	35	1989-90
Harold Jamison	35	1998-99
Terrell McIntyre	35	1998-99
Tom Wideman	35	1998-99

### MOST FIELD GOALS MADE

#### As a Freshman

Skip Wise	188	1974-75
Trevor Booker	159	2006-07
Tree Rollins	144	1973-74
Greg Buckner	141	1994-95
Sharone Wright	137	1991-92

#### As a Sophomore

Elden Campbell	217	1987-88
Will Solomon	213	1999-00
Vince Yockel	210	1955-56
Devin Gray	197	1992-93
Butch Zatezalo	189	1967-68

### As a Junior

Bill Yarborough	247	1954-55
Butch Zatezalo	228	1968-69
Horace Grant	208	1985-86
Elden Campbell	205	1988-89
Dale Davis	205	1989-90

### As a Senior

Horace Grant	256	1986-87
Billy Williams	229	1979-80
Elden Campbell	225	1989-90
Butch Zatezalo	213	1969-70
Garry Helms	209	1965-66

### BEST FIELD GOAL PERCENTAGE

(Min. 100 attempts)

#### As a Freshman

Sharrod Ford	60.6	2001-02
Trevor Booker	60.2	2006-07
Chris Hobbs	56.6	2000-01
<b>Devin Booker</b>	<b>56.1</b>	<b>2009-10</b>
Elden Campbell	55.4	1986-87

#### As a Sophomore

Dale Davis	67.0	1988-89
Elden Campbell	62.9	1987-88
Akin Akingbala	60.6	2003-04
Harold Jamison	59.7	1996-97
Vincent Hamilton	58.6	1981-82

### As a Junior

Jerai Grant	63.2	2009-10
Dale Davis	62.5	1989-90
Jerry Pryor	59.3	1987-88
Akin Akingbala	59.3	2004-05
Harold Jamison	59.2	1997-98

### As a Senior

Harold Jamison	67.4	1998-99
Horace Grant	65.6	1986-87
Horace Wyatt	60.1	1981-82
Raymond Jones	58.8	1984-85
John Campbell	58.0	1979-80

### MOST FREE THROW ATTEMPTS

#### As a Freshman

Harold Jamison	135	1995-96
Skip Wise	114	1974-75
Sharone Wright	112	1991-92
Demontez Stitt	109	2007-08
Chris Hobbs	96	2000-01

#### As a Sophomore

Butch Zatezalo	212	1967-68
Vince Yockel	173	1955-56
Dave Angel	165	1970-71
Chris Hobbs	162	2001-02

### As a Junior

Richie Mahaffey	250	1967-68
Sharone Wright	233	1993-94
Butch Zatezalo	229	1968-69
Dale Davis	213	1989-90
Bill Yarborough	198	1954-55


### As a Senior

Richie Mahaffey	214	1969-70
Elden Campbell	207	1989-90
Dale Davis	205	1990-91
Horace Grant	195	1986-87
Harold Jamison	188	1998-99

### MOST FREE THROWS MADE

#### As a Freshman

Skip Wise	86	1974-75
Harold Jamison	83	1995-96
Demontez Stitt	83	2007-08
Terrell McIntyre	80	1995-96
Sharone Wright	63	1991-92



Dale Davis	223	1987-88
Chris Hobbs	190	2000-01

### As a Sophomore

Tree Rollins	328	1974-75
Sharone Wright	314	1992-93
Dale Davis	258	1988-89
Trevor Booker	249	2007-08
Randy Mahaffey	224	1965-66

### As a Junior

Dale Davis	395	1989-90
Sharone Wright	362	1993-94
Horace Grant	357	1985-86
Trevor Booker	311	2008-09
Tree Rollins	308	1975-76

### As a Senior

Tree Rollins	359	1976-77
Harold Jamison	346	1998-99
Dale Davis	340	1990-91
Ron Richardson	327	1951-52
Horace Grant	299	1986-87

### MOST OFFENSIVE REBOUNDS

#### As a Freshman

Sharone Wright	120	1991-92
Trevor Booker	112	2006-07
Dale Davis	97	1987-88
Harold Jamison	80	1995-96
Vincent Hamilton	70	1980-81

### As a Sophomore

Sharone Wright	128	1992-93
Dale Davis	100	1988-89
Raymond Jones	93	1982-83
Trevor Booker	92	2007-08
Harold Jamison	90	1996-97

### As a Junior

Dale Davis	166	1989-90
Horace Grant	144	1985-86
Harold Jamison	126	1997-98
Sharone Wright	124	1993-94
Trevor Booker	107	2008-09

### As a Senior

Harold Jamison	123	1998-99
Dale Davis	122	1990-91
Horace Grant	114	1986-87
Sharrod Ford	110	2004-05
James Mays	98	2007-08

### BEST REBOUND AVERAGE

#### As a Freshman

Tree Rollins	12.2	1973-74
Sharone Wright	8.1	1991-92
Dale Davis	7.7	1987-88
Trevor Booker	6.4	2006-07
Chris Hobbs	6.3	2000-01

### As a Sophomore

Tree Rollins	11.7	1974-75
Sharone Wright	10.5	1992-93
Randy Mahaffey	9.7	1964-65
Dale Davis	8.9	1988-89
Vince Yockel	8.4	1955-56

### As a Junior

Marvin Robinson	12.8	1951-52
Richie Mahaffey	11.5	1967-68
Tommy Mahaffey	11.3	1960-61
Dale Davis	11.3	1989-90
Tree Rollins	11.0	1975-76

### As a Senior

Ron Richardson	13.6	1951-52
Tree Rollins	12.8	1976-77
Dale Davis	12.1	1990-91
Charley Gage	11.3	1953-54
John McGraw	11.1	1952-53

### As a Sophomore

Butch Zatezalo	174	1967-68
Choppy Patterson	125	1959-60
Vince Yockel	124	1955-56
Randy Mahaffey	108	1964-65
Will Solomon	108	1999-00

### As a Junior

Butch Zatezalo	189	1968-69
Richie Mahaffey	165	1967-68
Bill Yarborough	157	1954-55
Sharone Wright	150	1993-94
Choppy Patterson	146	1960-61

### As a Senior

Jim Brennan	139	1963-64
Butch Zatezalo	138	1969-70
Horace Grant	138	1986-87
Terrell McIntyre	130	1998-99
Elden Campbell	124	1989-90

### BEST FREE THROW PERCENTAGE

(Min. 30 Attempts)

#### As a Freshman

Anthony Jenkins	88.2	1982-83
Terrence Oglesby	85.1	2007-08
Fred Gilliam	84.4	1979-80
Tony Stockman	83.6	2000-01
Merl Code	80.9	1993-94

#### As a Sophomore

Derrick Johnson	88.7	1976-77
Tim Kincaid	85.6	1987-88
Fred Gilliam	85.1	1980-81
Terrence Oglesby	84.5	2008-09
Anthony Jenkins	84.4	1983-84

### As a Junior

Johnny Snee	85.2	1950-51
Jim Sutherland	85.0	1965-66
Choppy Patterson	84.4	1960-61
Shawan Robinson	83.7	2004-05
David Young	83.3	1990-91


### As a Senior

Shawan Robinson	91.3	2005-06
Gary Burnisky	89.8	1963-64
Jim Sutherland	89.7	1966-67
Bruce Martin	87.5	1994-95
Jim Brennan	83.2	1963-64

### MOST REBOUNDS

#### As a Freshman

Tree Rollins	316	1973-74
Trevor Booker	232	2006-07
Sharone Wright	227	1991-92





# CLASS RECORDS

## MOST POINTS SCORED

As a Freshman		
Skip Wise	462	1974-75
Trevor Booker	374	2006-07
Tony Stockman	373	2000-01
Terrell McIntyre	369	1995-96
Terrence Oglesby	356	2007-08

## As a Sophomore

Will Solomon	627	1999-00
Butch Zatezalo	552	1967-68
Vince Yockel	544	1955-56
Elden Campbell	525	1987-88
K.C. Rivers	504	2006-07

## As a Junior

Bill Yarborough	651	1954-55
Butch Zatezalo	645	1968-69
Will Solomon	591	2000-01
Horace Grant	556	1985-86
Dale Davis	537	1989-90

## As a Senior

Horace Grant	651	1986-87
Terrell McIntyre	627	1998-99
Elden Campbell	575	1989-90
Butch Zatezalo	564	1969-70
Billy Williams	562	1979-80

## BEST SCORING AVERAGE

As a Freshman		
Skip Wise	18.4	1974-75
Terrell McIntyre	12.7	1995-96
Tree Rollins	12.4	1973-74
June Pruitt	12.3	1945-46
Sharone Wright	12.0	1991-92
Greg Buckner	12.0	1994-95

## As a Sophomore

Butch Zatezalo	23.0	1967-68
Vince Yockel	20.92	1955-56
Will Solomon	20.90	1999-00
Elden Campbell	18.8	1987-88
Randy Mahaffey	17.3	1964-65

## As a Junior

Bill Yarborough	28.3	1954-55
Butch Zatezalo	25.8	1968-69
Vince Yockel	19.8	1956-57
Will Solomon	19.7	2000-01
Choppy Patterson	19.0	1960-61

## As a Senior

Butch Zatezalo	21.7	1969-70
Horace Grant	21.0	1986-87
Garry Helms	19.2	1965-66
Jim Sutherland	18.8	1966-67
Bill Yarborough	18.7	1955-56

## MOST ASSISTS

### As a Freshman

Grayson Marshall	192	1984-85
Derrick Johnson	98	1975-76
Eric Burks	97	1990-91
Demontez Stitt	97	2007-08
Vernon Hamilton	91	2003-04

### As a Sophomore

Grayson Marshall	262	1985-86
Derrick Johnson	169	1976-77
Terrell McIntyre	145	1996-97
David Young	142	1989-90
Tim Kincaid	128	1987-88

### As a Junior

Edward Scott	238	2001-02
Grayson Marshall	221	1986-87
Chris Dodds	187	1980-81
Marion Cash	161	1988-89
Chris Whitney	161	1991-92

### As a Senior

Chris Whitney	193	1992-93
Terrell McIntyre	188	1998-99
Grayson Marshall	182	1987-88
Lou Richie	182	1993-94
Marion Cash	174	1989-90


## MINUTES PLAYED

### As a Freshman

Cliff Hammonds	968	2004-05
Trevor Booker	936	2006-07
Greg Buckner	911	1994-95
Terrell McIntyre	905	1995-96
Vincent Hamilton	884	1980-81

### As a Sophomore

Grayson Marshall	1186	1985-86
Terrell McIntyre	1105	1996-97
Will Solomon	1079	1999-00
K.C. Rivers	1045	2006-07
Edward Scott	1000	2000-01



**BILL  
YARBOROUGH**

### As a Junior

Cliff Hammonds	1204	2006-07
Edward Scott	1105	2001-02
Horace Grant	1099	1985-86
Andre Young	1098	2010-11
Dale Davis	1077	1989-90

### As a Senior

Terrell McIntyre	1250	1998-99
Cliff Hammonds	1162	2007-08
Vernon Hamilton	1134	2006-07
Chris Whitney	1126	1992-93
Marion Cash	1105	1989-90

## BLOCKED SHOTS

### As a Freshman

Tree Rollins	106	1973-74
Trevor Booker	78	2006-07
Sharone Wright	63	1991-92
Elden Campbell	62	1986-87
Dale Davis	38	1987-88

### As a Sophomore

Sharone Wright	124	1992-93
Tree Rollins	119	1974-75
Elden Campbell	88	1987-88
Trevor Booker	63	2007-08
John Campbell	53	1977-78

### As a Junior

Tree Rollins	117	1975-76
Sharone Wright	99	1993-94
Elden Campbell	87	1988-89
Sharrod Ford	64	2003-04
Trevor Booker	63	2008-09

### As a Senior

Tree Rollins	108	1976-77
Elden Campbell	97	1989-90
Jerai Grant	78	2010-11
Dale Davis	74	1990-91
Sharrod Ford	68	2004-05

## THREE POINT FIELD GOALS

### As a Freshman

Terrence Oglesby	85	2007-08
Tony Stockman	75	2000-01
Cliff Hammonds	60	2004-05
Andrius Jurkunas	51	1995-96
K.C. Rivers	44	2005-06

### As a Sophomore

Will Solomon	93	1999-00
Terrence Oglesby	92	2008-09
K.C. Rivers	88	2006-07
Tony Stockman	80	2001-02
Terrell McIntyre	61	1996-97

### As a Junior

Chris Whitney	80	1991-92
K.C. Rivers	80	2007-08
Andre Young	80	2010-11
Cliff Hammonds	75	2006-07
Shawan Robinson	69	2004-05

### As a Senior

Terrell McIntyre	99	1998-99
Chris Whitney	87	1992-93
Michael Tait	70	1986-87
Andre Young	66	2011-12
Jeff Brown	65	1993-94

## STEALS

### As a Freshman

Greg Buckner	63	1994-95
Vernon Hamilton	50	2003-04
Derrick Johnson	47	1975-76
K.C. Rivers	47	2005-06
Tony Stockman	44	2000-01

### As a Sophomore


Vernon Hamilton	68	2004-05
Devin Gray	60	1992-93
Cliff Hammonds	56	2005-06
Andre Young	54	2009-10
Merl Code	52	1994-95

### As a Junior

Vernon Hamilton	83	2005-06
James Mays	69	2006-07
K.C. Rivers	64	2007-08
Cliff Hammonds	60	2006-07
Terrell McIntyre	58	1997-98

### As a Senior

Chris Whitney	73	1992-93
Vernon Hamilton	70	2006-07
Cliff Hammonds	66	2007-08
Bobby Conrad	60	1979-80
Billy Williams	58	1979-80



**CHRIS  
WHITNEY**

OVERVIEW

PLAYERS

STAFF

TRADITION

REVIEW

RECORDS

2012-13 MEN'S BASKETBALL GUIDE



# CAREER RECORDS

## OVERVIEW

## PLAYERS

## STAFF

## TRADITION

## REVIEW

## RECORDS

### POINTS SCORED

Rk	Name	Yrs	Years	GP	Avg	Pts
1.	Elden Campbell	4	1986-90	123	15.3	1880
2.	Terrell McIntyre	4	1995-99	126	14.6	1839
3.	Butch Zatezalo	3	1967-70	75	23.5	1761
4.	Greg Buckner	4	1994-98	122	14.4	1754
5.	Trevor Booker	4	2006-10	134	12.9	1725
6.	Horace Grant	4	1983-87	122	13.9	1696
7.	K.C. Rivers	4	2005-09	134	12.6	1684
8.	Dale Davis	4	1987-91	121	13.6	1650
9.	Bill Yarborough	5	1952-57	85	18.3	1553
10.	Vincent Hamilton	5	1980-85	116	13.2	1530
11.	Cliff Hammonds	4	2004-08	134	10.9	1465
12.	Tree Rollins	4	1973-77	110	13.3	1463
13.	Will Solomon	3	1998-01	94	15.2	1431
14.	Stan Rome	4	1974-78	109	12.5	1365
	Demontez Stitt	4	2007-11	126	10.8	1365
16.	Vince Yockel	3	1955-58	74	18.2	1350
17.	Larry Nance	4	1977-81	117	11.5	1341
18.	Devin Gray	4	1991-95	94	14.1	1322
19.	Jim Brennan	3	1961-64	76	17.3	1317
20.	Sharone Wright	3	1991-94	92	14.2	1308
21.	Vernon Hamilton	4	2003-07	127	9.7	1238
22.	Harold Jamison	4	1995-99	129	9.5	1231
23.	Jim Sutherland	3	1964-67	71	17.3	1230
24.	Edward Scott	4	1999-2003	112	10.9	1226
25.	Andre Young	4	2008-12	129	9.5	1223
26.	Shawan Robinson	4	2002-06	120	9.8	1177
27.	Randy Mahaffey	3	1964-67	73	16.0	1171
28.	Sharrod Ford	4	2001-05	118	9.8	1154
29.	Choppy Patterson	4	1959-63	76	14.8	1131
30.	Jerry Pryor	4	1985-89	123	9.1	1124
31.	Billy Williams	3	1977-80	85	12.7	1078
32.	Johnny Snee	4	1948-52	82	13.1	1077
33.	Colon Abraham	4	1974-78	106	10.0	1061
34.	Richie Mahaffey	4	1966-70	75	13.6	1019
35.	Derrick Johnson	4	1975-79	111	9.1	1014

### BEST SCORING AVERAGE

Rk	Name	Yrs	Years	GP	Pts	Avg
1.	Butch Zatezalo	3	1967-70	75	1761	23.48
2.	Bill Yarborough	5	1952-57	85	1553	18.27
3.	Vince Yockel	3	1955-58	74	1350	18.24
4.	Jim Brennan	3	1961-64	76	1317	17.33
5.	Jim Sutherland	3	1964-67	71	1230	17.32
6.	Randy Mahaffey	4	1966-70	73	1171	16.04
7.	Elden Campbell	4	1986-90	123	1880	15.28
8.	Will Solomon	3	1998-01	94	1431	15.22
9.	Choppy Patterson	4	1959-63	76	1131	14.88
10.	Terrell McIntyre	4	1995-99	126	1839	14.60
11.	Chris Whitney	2	1991-93	58	844	14.55
12.	Greg Buckner	4	1994-98	122	1754	14.38
13.	Sharone Wright	3	1991-94	92	1308	14.22
14.	Devin Gray	4	1991-95	94	1322	14.06
15.	Horace Grant	4	1983-87	122	1696	13.90
16.	Dale Davis	4	1987-91	121	1650	13.63
17.	Richie Mahaffey	4	1966-70	75	1020	13.60
18.	Tree Rollins	4	1973-77	110	1463	13.30
19.	Vincent Hamilton	5	1980-85	116	1530	13.19
20.	Johnny Snee	4	1948-52	82	1077	13.13

### DOUBLE-FIGURE SCORING GAMES

Rk	Name	Yrs	Years	GP	%GP	DF
1.	Elden Campbell	4	1986-90	123	.789	97
	Greg Buckner	4	1994-98	122	.795	97
	Terrell McIntyre	4	1995-99	126	.770	97
4.	Trevor Booker	4	2006-10	134	.701	94
5.	K.C. Rivers	4	2005-09	134	.672	90
6.	Tree Rollins	4	1973-77	110	.773	85
7.	Vincent Hamilton	5	1980-85	116	.724	84
8.	Dale Davis	4	1987-91	121	.686	83
9.	Horace Grant	4	1983-87	122	.664	81
10.	Sharone Wright	3	1991-94	92	.815	75
	Cliff Hammonds	4	2004-08	134	.559	75
12.	Stan Rome	4	1974-78	109	.661	72
	Demontez Stitt	4	2007-11	126	.571	72
14.	Devin Gray	4	1991-95	94	.755	71
15.	Butch Zatezalo	3	1967-70	75	.933	70
	Larry Nance	4	1977-81	117	.598	70

### 20-POINT SCORING GAMES

Rk	Name	Yrs	Years	GP	%GP	20+
1.	Butch Zatezalo	3	1967-70	75	.693	52
2.	Bill Yarborough	5	1952-57	85	.447	38
3.	Elden Campbell	4	1986-90	123	.276	34
4.	Vince Yockel	3	1955-58	74	.432	32
5.	Jim Brennan	3	1961-64	76	.395	30
	Will Solomon	3	1998-01	94	.319	30
7.	Horace Grant	4	1983-87	122	.230	28
	Terrell McIntyre	4	1995-99	126	.222	28
9.	Jim Sutherland	3	1964-67	71	.366	26
10.	Dale Davis	4	1987-91	121	.198	24

### REBOUNDS

Rk	Name	Yrs	Years	GP	R/G	Reb
1.	Tree Rollins	4	1973-77	110	11.9	1311
2.	Dale Davis	4	1987-91	121	10.0	1216
3.	Trevor Booker	4	2006-10	134	7.9	1060
4.	Horace Grant	4	1983-87	122	8.0	981
5.	Harold Jamison	4	1995-99	129	7.3	937
6.	Sharone Wright	3	1991-94	92	9.8	903
7.	Elden Campbell	4	1986-90	123	6.8	836
8.	Larry Nance	4	1977-81	117	6.7	784
9.	Sharrod Ford	4	2001-05	118	6.5	762
10.	Tom Wideman	4	1995-99	129	5.6	723
11.	K.C. Rivers	4	2005-09	134	5.4	721
12.	Richie Mahaffey	4	1966-70	75	9.4	707
13.	Randy Mahaffey	3	1965-67	73	9.7	706
14.	Chris Hobbs	4	2000-04	116	5.9	679
15.	Donnie Mahaffey	3	1961-64	76	8.8	666
16.	Tommy Mahaffey	3	1959-62	76	8.5	649
17.	Ray Henderson	4	1999-2003	112	5.7	633
18.	Vincent Hamilton	5	1980-85	116	5.4	628
19.	James Mays	4	2004-08	108	5.8	622
20.	Dave Angel	3	1970-73	78	7.8	607
21.	Horace Wyatt	4	1978-82	119	5.1	604
22.	Greg Buckner	4	1994-98	122	4.9	592
23.	Jerry Pryor	4	1985-89	123	4.8	585
24.	Raymond Jones	5	1980-85	117	4.9	578
25.	Jerai Grant	4	2007-11	127	4.3	541

### BEST REBOUND AVERAGE

(Min. 40 Games Played)

Rk	Name	Yrs	Years	GP	Reb	Avg
1.	Tree Rollins	4	1973-77	110	1311	11.9
2.	Marvin Robinson	2	1951-53	41	483	11.8
3.	Dale Davis	4	1987-91	121	1216	10.0
4.	Sharone Wright	3	1991-94	92	903	9.8
5.	Randy Mahaffey	3	1964-67	73	706	9.7
6.	Richie Mahaffey	4	1966-70	75	707	9.4
7.	Gene Seay	2	1955-57	47	428	9.1
8.	Donnie Mahaffey	3	1961-64	76	666	8.8
9.	Tommy Mahaffey	3	1959-62	76	649	8.5
10.	Horace Grant	4	1983-87	122	981	8.0


### MINUTES PLAYED

Rk	Name	Yrs	Years	GP	MPG	Min
1.	Cliff Hammonds	4	2004-08	134	32.0	4285
2.	Terrell McIntyre	4	1995-99	126	33.3	4200
3.	Grayson Marshall	4	1984-88	122	33.3	4064
4.	Edward Scott	4	1999-2003	112	35.5	3971
5.	Greg Buckner	4	1994-98	122	32.4	3954
6.	Vincent Hamilton	5	1980-85	116	33.7	3906
7.	K.C. Rivers	4	2005-09	134	28.9	3873
8.	Trevor Booker	4	2006-10	134	28.4	3808
9.	Vernon Hamilton	4	2003-07	127	28.6	3636
10.	Demontez Stitt	4	2007-11	126	27.9	3513
11.	Dale Davis	4	1987-91	121	28.9	3498
12.	Andre Young	4	2008-12	129	27.0	3489
13.	Harold Jamison	4	1995-99	129	26.1	3364
14.	Horace Grant	4	1983-87	122	27.6	3363
15.	Elden Campbell	4	1986-90	123	26.0	3194
16.	Tanner Smith	4	2008-12	127	24.9	3167
17.	Tree Rollins	4	1973-77	110	27.7	3045
18.	Larry Nance	4	1977-81	117	25.3	2958
19.	Jerry Pryor	4	1985-89	123	24.0	2956
20.	Horace Wyatt	4	1978-82	119	24.4	2903





# CAREER RECORDS



GAMES PLAYED						
Rk	Name	Yrs	Years	Min	Min/G	GP
1.	Cliff Hammonds	4	2004-08	4285	32.0	134
	K.C. Rivers	4	2005-09	3873	28.9	134
	Trevor Booker	4	2006-10	3808	28.4	134
	David Potter	4	2006-10	2209	16.5	134
5.	Harold Jamison	4	1995-99	3364	26.1	129
	Tom Wideman	4	1995-99	2767	21.4	129
	Andre Young	4	2008-12	3489	27.0	129
8.	Sam Perry	4	2004-08	1946	15.2	128
9.	Vernon Hamilton	4	2003-07	3636	28.6	127
	Jerai Grant	4	2007-11	2269	17.9	127
	Tanner Smith	4	2008-12	3167	24.9	127

STARTS					
Rk	Name	Yrs	Years	GP	Starts
1.	Trevor Booker	4	2006-10	134	#134
2.	Cliff Hammonds	4	2004-08	134	133
3.	Greg Buckner	4	1994-98	122	#122
4.	Terrell McIntyre	4	1995-99	126	112
5.	Demontez Stitt	4	2007-11	126	111
6.	Tree Rollins	4	1973-77	110	#110
7.	Tom Wideman	4	1995-99	129	109
	Edward Scott	4	1999-2003	112	109
9.	Vincent Hamilton	5	1980-85	116	105
10.	Grayson Marshall	4	1984-88	122	97
	Dale Davis	4	1987-91	121	97

# - Consecutive

PERSONAL FOULS						
Rk	Name	Yrs	Years	GP	F/G	Fouls
1.	Chris Hobbs	4	2000-04	116	3.30	383
2.	Tree Rollins	4	1973-77	110	3.42	376
3.	Tom Wideman	4	1995-99	129	2.80	361
4.	Raymond Jones	5	1980-85	117	3.01	352
	Elden Campbell	4	1986-90	123	2.86	352
6.	Dale Davis	4	1987-91	121	2.88	348
7.	Horace Grant	4	1983-87	122	2.76	337
8.	Harold Jamison	4	1995-99	129	2.60	335
9.	Larry Nance	4	1977-81	117	2.72	318
10.	Andrius Jurkunas	4	1995-00	115	2.72	316

FIELD GOALS MADE						
Rk	Name	Yrs	Years	GP	FG/G	FG
1.	Elden Campbell	4	1986-90	123	6.13	754
2.	Trevor Booker	4	2006-10	134	5.13	687

3.	Greg Buckner	4	1994-98	122	5.57	679
4.	Horace Grant	4	1983-87	122	5.41	660
5.	Vincent Hamilton	5	1980-85	116	5.62	652
6.	Tree Rollins	4	1973-77	110	5.85	643
7.	Dale Davis	4	1987-91	121	5.23	633
8.	Butch Zatezalo	3	1967-70	75	8.40	630
9.	K.C. Rivers	4	2005-09	134	4.66	625
10.	Terrell McIntyre	4	1995-99	126	4.70	592
11.	Bill Yarborough	5	1952-57	85	6.92	588
12.	Stan Rome	4	1974-78	109	5.07	553
	Larry Nance	4	1977-81	117	4.73	553
14.	Devin Gray	4	1991-95	94	5.77	542
15.	Cliff Hammonds	4	2004-08	134	4.02	539

FIELD GOAL ATTEMPTS						
Rk	Name	Yrs	Years	GP	FGA/G	FGA
1.	Bill Yarborough	5	1952-57	85	18.3	1557
2.	Butch Zatezalo	3	1967-70	75	20.5	1536
3.	Terrell McIntyre	4	1995-99	126	11.3	1426
4.	K.C. Rivers	4	2005-09	134	10.6	1425
5.	Greg Buckner	4	1994-98	122	11.0	1346
6.	Elden Campbell	4	1986-90	122	10.9	1342
7.	Vincent Hamilton	5	1980-85	116	10.7	1244
8.	Trevor Booker	4	2006-10	134	9.2	1228
9.	Cliff Hammonds	4	2004-08	134	9.1	1217
10.	Vince Yockel	3	1955-58	74	16.2	1202

BEST FIELD GOAL PERCENTAGE (Min. 200 Field Goals Made)						
Rk	Name	Yrs	Years	FGM	FGA	Pct
1.	Harold Jamison	4	1995-99	454	746	.609
2.	Horace Grant	4	1983-87	660	1104	.598
3.	Dale Davis	4	1987-91	633	1076	.5882
4.	Akin Akingbala	4	2002-06	284	483	.5880
5.	Jerai Grant	4	2007-11	321	555	.587
6.	Raymond Sykes	4	2005-09	216	373	.579
7.	John Campbell	4	1977-80	283	501	.565
8.	Trevor Booker	4	2006-10	687	1228	.559
9.	Elden Campbell	4	1986-90	754	1342	.562
10.	Murray Jarman	4	1980-84	242	440	.550

THREE-POINT GOALS						
Rk	Name	Yrs	Years	GP	Att	Goals
1.	K.C. Rivers	4	2005-09	134	729	281
2.	Terrell McIntyre	4	1995-99	126	696	259
3.	Cliff Hammonds	4	2004-08	134	697	244
4.	Andre Young	4	2008-12	129	629	236
5.	Will Solomon	3	1998-01	94	585	214
6.	Shawan Robinson	4	2002-06	120	538	203
7.	Terrence Oglesby	2	2007-09	66	448	177
8.	Chris Whitney	2	1991-93	58	404	167
9.	Tony Stockman	2	2000-02	59	416	155
10.	Andrius Jurkunas	4	1995-00	115	414	146

THREE-POINT FIELD GOALS PER GAME (Min. Two Years & 30 Made)						
Rk	Name	Yrs	Years	Md	Gms	3G/G
1.	Chris Whitney	2	1991-93	167	58	2.88
2.	Terrence Oglesby	2	2007-09	177	66	2.68
3.	Tony Stockman	2	2000-02	155	59	2.63
4.	Will Solomon	3	1998-01	214	94	2.28
5.	Michael Tait	2	1985-87	70	31	2.26
6.	K.C. Rivers	4	2005-09	281	134	2.10
7.	Terrell McIntyre	4	1995-99	259	126	2.06
8.	Marc Campbell	4	1980-84	37	19	1.95
9.	Anthony Jenkins	4	1982-87	91	47	1.94
10.	Andre Young	4	2008-12	236	129	1.83

THREE-POINT FIELD GOAL PERCENTAGE (Min. 50 Attempts)						
Rk	Name	Yrs	Years	FGM	FGA	Pct.
1.	Michael Tait	2	1985-87	70	136	.515
2.	Marc Campbell	4	1980-84	37	73	.507
3.	Anthony Jenkins	4	1982-87	91	199	.457
4.	Michael Brown	1	1986-87	34	76	.447
5.	Chris Whitney	2	1991-93	167	404	.413
6.	Terrence Oglesby	2	2007-09	177	448	.395
7.	Bruce Martin	4	1991-95	129	336	.384
8.	K.C. Rivers	4	2005-09	281	729	.385
9.	Jamar McKnight	2	2000-02	54	143	.378
10.	Shawan Robinson	4	2002-06	203	538	.377

OVERVIEW  
PLAYERS  
STAFF  
TRADITION  
REVIEW  
RECORDS

2012-13 MEN'S BASKETBALL GUIDE



# CAREER RECORDS

OVERVIEW

PLAYERS

STAFF

TRADITION

REVIEW

RECORDS

## FREE THROW ATTEMPTS

Rk	Name	Yrs	Years	GP	A/G	FTA
1.	Dale Davis	4	1987-91	121	5.38	651
2.	Butch Zatezalo	3	1967-70	75	8.13	610
3.	Richie Mahaffey	4	1966-70	75	8.01	601
4.	Harold Jamison	4	1995-99	129	4.63	597
5.	Elden Campbell	4	1986-90	123	4.68	576
6.	Horace Grant	4	1983-87	122	4.37	533
7.	Trevor Booker	4	2006-10	134	3.93	526
8.	Greg Buckner	4	1994-98	122	4.26	520
9.	Bill Yarborough	5	1952-57	85	5.93	504
10.	Terrell McIntyre	4	1995-99	126	3.98	501

## FREE THROWS MADE

Rk	Name	Yrs	Years	GP	M/G	FTM
1.	Butch Zatezalo	3	1967-70	75	6.68	501
2.	Terrell McIntyre	4	1995-99	126	3.14	396
3.	Dale Davis	4	1987-91	121	3.17	384
4.	Bill Yarborough	5	1952-57	85	4.44	377
5.	Horace Grant	4	1983-87	122	3.07	375
6.	Richie Mahaffey	4	1966-70	75	4.92	369
	Elden Campbell	4	1986-90	123	3.00	369
8.	Greg Buckner	4	1994-98	122	2.84	346
9.	Jim Brennan	3	1961-64	76	4.54	345
10.	Demontez Stitt	4	2007-11	126	2.73	344
11.	Trevor Booker	4	2006-10	134	2.45	328
12.	Vince Yockel	3	1955-58	74	4.38	324
13.	Harold Jamison	4	1995-99	129	2.50	323
14.	Randy Mahaffey	3	1964-67	73	4.37	319
15.	Choppy Patterson	4	1959-63	76	4.14	315

## BEST FREE THROW PERCENTAGE

(Min. 100 Made)

Rk	Name	Yrs	Years	FTM	FTA	Pct
1.	Jim Sutherland	3	1964-67	260	306	.850
2.	Gary Burnisky	3	1961-64	145	171	.8479
3.	Terrence Oglesby	2	2007-09	128	151	.8476
4.	Fred Gilliam	4	1979-83	148	177	.8364
5.	Derrick Johnson	4	1975-79	152	182	.8362
6.	Butch Zatezalo	3	1967-70	501	610	.835
7.	Shawan Robinson	4	2002-06	194	233	.833
8.	Jim Brennan	3	1967-70	345	423	.825
9.	Merl Code	4	1993-97	235	287	.819
10.	Choppy Patterson	4	1959-63	315	390	.816

## STEALS

Rk	Name	Yrs	Years	GP	S/G	Steals
1.	Vernon Hamilton	4	2003-07	127	2.13	271
2.	Cliff Hammonds	4	2004-08	134	1.68	225
3.	K.C. Rivers	4	2005-09	134	1.57	210
4.	Terrell McIntyre	4	1995-99	126	1.54	194
5.	Grayson Marshall	4	1984-88	122	1.55	189
6.	Derrick Johnson	4	1975-79	111	1.69	188
7.	Andre Young	4	2008-12	129	1.43	184
8.	Greg Buckner	4	1994-98	122	1.47	179
9.	James Mays	4	2004-08	108	1.54	166
10.	Demontez Stitt	4	2007-11	126	1.30	164
11.	Tanner Smith	4	2008-12	127	1.25	159
12.	Andre Bovain	4	1990-94	108	1.40	151
13.	Trevor Booker	4	2006-10	134	1.07	144
14.	Devin Gray	4	1991-95	94	1.51	142
15.	Bobby Conrad	4	1976-80	116	1.22	141

## STEALS PER GAME

(Min. 2 Years)

Rk	Name	Yrs	Years	St	GP	S/G
1.	Vernon Hamilton	4	2003-07	271	127	2.13
2.	Chris Whitney	2	1991-93	114	58	1.97
3.	Derrick Johnson	4	1975-79	188	111	1.69
4.	Cliff Hammonds	4	2004-08	225	134	1.68
5.	Derrick Forrest	2	1988-90	105	65	1.62
6.	K.C. Rivers	4	2005-09	210	134	1.57
7.	Marion Cash	2	1988-90	102	65	1.56
8.	Grayson Marshall	4	1984-88	189	122	1.55
9.	James Mays	4	2004-08	166	108	1.54
	Terrell McIntyre	4	1995-99	194	126	1.54

## BLOCKED SHOTS

Rk	Name	Yrs	Years	GP	B/G	BS
1.	Tree Rollins	4	1973-77	110	4.09	450
2.	Elden Campbell	4	1986-90	123	2.71	334
3.	Sharone Wright	3	1991-94	92	3.11	286
4.	Trevor Booker	4	2006-10	134	1.86	249
5.	Dale Davis	4	1987-91	121	1.73	210
6.	Jerai Grant	4	2007-11	127	1.55	197
7.	Sharrod Ford	4	2001-05	118	1.50	177
8.	John Campbell	4	1977-80	84	1.50	126
9.	Glen McCants	4	1982-86	108	1.05	113
10.	Raymond Sykes	4	2005-09	124	0.82	102

## BLOCKS PER GAME

(Min. 50 Games Played)

Rk	Name	Yrs	Years	BS	GP	BS/G
1.	Tree Rollins	4	1973-77	450	110	4.09
2.	Sharone Wright	3	1991-94	286	92	3.11
3.	Elden Campbell	4	1986-90	334	123	2.71
4.	Trevor Booker	4	2006-10	249	134	1.86
5.	Dale Davis	4	1987-91	210	121	1.73
6.	Jerai Grant	4	2007-11	197	127	1.55
7.	John Campbell	3	1977-80	126	84	1.50
	Sharrod Ford	4	2001-05	177	118	1.50
9.	Glen McCants	4	1982-86	113	108	1.05
10.	James Mays	4	2004-08	94	108	0.87

## ASSISTS

Rk	Name	Yrs	Years	GP	A/G	Ast
1.	Grayson Marshall	4	1984-88	122	7.02	857
2.	Edward Scott	4	1999-03	112	5.31	595
3.	Terrell McIntyre	4	1995-99	126	4.58	577
4.	Derrick Johnson	4	1975-79	111	4.29	476
5.	Cliff Hammonds	4	2004-08	134	3.53	473
6.	Demontez Stitt	4	2007-11	126	3.33	419
7.	Bobby Conrad	4	1976-80	116	3.47	402
8.	Vernon Hamilton	4	2003-07	127	3.14	399
9.	Marc Campbell	4	1980-84	106	3.43	364
10.	Chris Whitney	2	1991-93	58	6.10	354

## ASSISTS PER GAME

(Min. 50 Games Played)

Rk	Name	Yrs	Years	Ast	GP	A/G
1.	Grayson Marshall	4	1984-88	857	122	7.02
2.	Chris Whitney	2	1991-93	354	58	6.10
3.	Edward Scott	4	1999-03	595	112	5.31
4.	Marion Cash	2	1988-90	335	64	5.23
5.	Terrell McIntyre	4	1995-99	577	126	4.58
6.	Derrick Johnson	4	1975-79	476	111	4.29
7.	Lou Richie	2	1992-94	239	57	4.19
8.	Chris Dodds	3	1979-82	325	83	3.92
9.	Mike Eppley	4	1980-84	268	69	3.88

## ASSIST/TURNOVER RATIO

(Min. 100 Assists)

Rk	Name	Yrs	Years	Ast	TO	Ratio
1.	Grayson Marshall	4	1984-88	857	347	2.47
2.	Marc Campbell	4	1980-84	364	162	2.25
3.	Andre Young	4	2008-12	342	163	2.10
4.	Cliff Hammonds	4	2004-08	473	240	1.97
5.	Lou Richie	2	1992-94	239	122	1.96
6.	Chris Dodds	3	1979-82	325	172	1.89
	Edward Scott	4	1999-03	595	315	1.89
8.	Warren Wallace	3	1982-85	125	67	1.87
9.	Terrell McIntyre	4	1995-99	577	318	1.81
10.	Clarke Bynum	4	1980-84	179	101	1.772

## DOUBLE-DOUBLES

Rk	Name	Yrs	Years	GP	%GP	DD
1.	Tree Rollins	4	1973-77	110	.555	61
2.	Dale Davis	4	1987-91	121	.430	52
3.	Sharone Wright	3	1991-94	92	.446	41
4.	Horace Grant	4	1983-87	122	.295	36
5.	Trevor Booker	4	2006-10	134	.239	32
6.	Randy Mahaffey	3	1964-67	73	.411	30
7.	Tom Mahaffey	3	1959-62	76	.355	27
8.	Richie Mahaffey	3	1966-69	75	.347	26
9.	Elden Campbell	4	1986-90	123	.195	24
10.	Sharrod Ford	4	2001-05	118	.186	22

2012-13 MEN'S BASKETBALL GUIDE





# TEAM RECORDS



## Miscellaneous Single-Game Records

**Points in a First Half:** 69 vs. Boston College, 12/28/76

**Points in a Second Half:** 72 vs. Morehead State, 11/11/92

**Points in Overtime:** 24 vs. Georgia Tech, 2/5/92 (95-78)

**Victory Margin in an Overtime Game:** +17 (95-78) vs. Georgia Tech, 2/5/92

**Most Points by Both Teams:** 233 vs. Wake Forest (Clemson 118, Wake Forest 115 in 2 OTs), 2/13/02

**Most Players Fouled Out:** 6 vs. Presbyterian, 12/11/51; North Carolina, 1/14/56; North Carolina, 1/28/98

**Fewest Points:** 5 vs. Tennessee, 1/13/27

**Fewest Points by Opponent:** 5 by Presbyterian, 2/22/23

**Fewest Turnovers by Both Teams:** 9 vs. N.C. State, 2/1/97 (Clemson 6, N.C. State 3)

**Most Turnovers by Both Teams:** 73, Purdue vs. Clemson, 12/5/73

**Most Players With a Three-Point Goal:** 8 vs. Virginia, 1/22/83; 8 vs. Presbyterian, 11/13/09

OVERVIEW

PLAYERS

STAFF

TRADITION

REVIEW

RECORDS

**MOST POINTS**

**Game:** 133 (52 FG, 29 FT) vs. Tennessee Tech, 12/11/76

**Season:** 2,777 in 1989-90 in 35 games (1,060 FG, 117 3-PT FG, 540 FTM)

**Per Game:** 86.6 in 1976-77 in 28 games (2,425 pts)

**VICTORY MARGIN**

**Game:** +73 (112-39) vs. Armstrong State, 12/17/86

**Season:** +17.7 Points per game (86.6-68.9), 1976-77

**MOST FIELD GOALS MADE**

**Game:** 52 (Att. 85) vs. Tennessee Tech, 12/11/76

**Season:** 1,060 (Att. 2,148) in 1989-90

**MOST FIELD GOALS ATTEMPTED**

**Game:** 98 (made 31) vs. Furman, 1/7/60

**Season:** 2,148 (made 1,060) in 1989-90

**BEST FIELD GOAL ACCURACY**

**Game:** 70.1 (48-68) vs. Florida Southern, 2/28/76

**Season:** 52.9 (990-1873) in 1986-87

**THREE-POINT FIELD GOALS MADE**

**Game:** 16 vs. Puerto Rico-Mayaguez, 12/19/05 at Virginia, 2/7/08

**Season:** 271 in 2007-08

**Per Game:** 8.00 (248 in 31 games) in 2000-01

**Consecutive:** 12 vs. Virginia, 1/22/83

**THREE-POINT FIELD GOAL ATTEMPTS**

**Game:** 42 at North Carolina, 1/15/94

**Season:** 740 in 2005-06

**Per Game:** 23.13 (740 in 32 games) in 2005-06

**THREE-POINT FIELD GOAL PERCENTAGE**

**Game:** .846 (11-13) vs. North Carolina, 1/31/04

**Season:** .448 (203-453) in 1986-87

**MOST FREE THROWS MADE**

**Game:** 40 (Att. 54) vs. The Citadel, 1/3/66

**Season:** 40 (Att. 53) vs. Maryland, 1/12/68

**Consecutive:** 24 vs. Mercer, 12/30/92

**Season:** 624 (Att. 912) in 1955-56

**MOST FREE THROW ATTEMPTS**

**Game:** 55 (Made 37) at Furman, 2/24/55

**Season:** 912 (Made 624) in 1955-56

**BEST FREE THROW ACCURACY**

**Game:** 95.7 (22-23) vs. Duke, 1/7/97

**Season:** 73.4 (364-496) in 1981-82

**MOST REBOUNDS**

**Game:** 71 vs. West Virginia Tech, 12/16/80

**Season:** 1,430 in 1989-90

**REBOUND MARGIN**

**Game:** +4.3 vs. West Virginia Tech, 12/16/80

**Season:** +8.2 (30.5-38.7), 1998-99

**MOST STEALS**

**Game:** 25 vs. Hampton, 11/19/04

**Season:** 352 in 2005-06

**Per Game:** 11.0 in 2005-06

**MOST ASSISTS**

**Game:** 36 vs. West Virginia Tech, 12/16/80

**Season:** 636 in 1980-81

**MOST PERSONAL FOULS**

**Game:** 43 vs. Presbyterian, 12/11/51

**Season:** 683 in 1997-98

**MOST BLOCKED SHOTS**

**Game:** 16 vs. Radford, 12/9/89

**Season:** 235 in 1989-90

**Per Game:** 6.71 in 1989-90

**FEWEST TURNOVERS COMMITTED**

**Game:** 3 vs. North Carolina, 3/10/95

**Per Game:** 11.57 324 in 28 games in 1994-95

**TURNOVERS FORCED**

**Game:** 47 vs. Appalachian State, 12/7/74

**Per Game:** 21.4 599 in 28 games in 1976-77

**MOST DUNKS**

**Game:** 16 vs. Georgia State, 1/15/90

**Season:** 176 in 1989-90

**Per Game:** 5.02 in 1989-90

**MOST CHARGES TAKEN**

**Game:** 11 vs. North Carolina, 1/27/79

**Season:** 109 in 1978-79

**Per Game:** 3.76 in 1978-79

**OFFENSIVE REBOUNDS**

**Game:** 33 at North Carolina, 1/9/92

**Season:** 536 in 2007-08

**Per Game:** 15.76 in 2007-08

**ASSIST/TURNOVER RATIO**

**Game:** 5.33/1 (32-6) vs. Illinois Tech, 12/13/80

**Season:** 1.48/1 (636-430) in 1980-81



# TEAM GAME BESTS

OVERVIEW  
PLAYERS  
STAFF  
TRADITION  
REVIEW  
RECORDS

## SCORING - CLEMSON

Pts	Site-Opponent	Date
133	H-Tennessee Tech (78)	12-11-1976
128	N1-Boston College (76)	12-28-1976
125	H-Texas Christian (62)	11-27-1977
124	H-West Virginia Tech (70)	12-16-1980
122	H-Florida Southern (79)	2-28-1976
120	H-Roanoke (56)	2-26-1978
120	A-Charleston Southern (103)	12-1-1993
118	H-Wake Forest (115)	2-13-2002
117	H-Georgia State (59)	1-15-1990
115	H-South Carolina (91)	2-8-1981
114	H-The Citadel (69)	2-6-1956
114	H-Radford (76)	12-9-1989
114	H-Morehead State (69)	11-30-1991

## SCORING - OPPONENTS

Pts	Site-Opponent	Date
124	A-Furman (87)	2-24-1955
122	A-Florida State (80)	1-22-1970
120	A-Wake Forest (65)	2-4-1955
119	A-NC State (85)	2-5-1955
119	A-NC State (87)	1-31-1970
115	A-Duke (54)	12-3-1954
115	H-North Carolina (83)	1-13-1968
115	A-Duke (74)	1-7-2001
115	H-Wake Forest (118)	2-14-2002
113	A-NC State (59)	2-20-1954
113	A-South Carolina (85)	3-2-1957
112	H-NC State (72)	12-14-1954
112	A-Duke (73)	1-27-1992

## HIGHEST SCORING HALVES - CLEMSON

Pts	Opponent	1/2	Date	CU-OPP
72	Morehead State	2nd	11-30-91	114-69
71	Tennessee Tech	2nd	12-11-76	133-78
69	Boston College	1st	12-28-76	128-76
69	South Carolina	2nd	2-8-81	115-91
69	Radford	2nd	12-9-89	114-76
69	Charleston Southern	2nd	12-1-93	120-103
67	Texas Christian	2nd	11-25-77	125-62
66	Virginia	2nd	1-13-93	82-100
65	Georgia Southern	2nd	12-4-76	110-55
65	Roanoke	1st	2-26-77	120-56

## HIGHEST SCORING HALVES - OPPONENTS

Pts	Opponent	1/2	Date	CU-OPP
70	North Carolina	2nd	1-28-87	99-108
67	Furman	1st	2-24-55	87-124
66	Wake Forest	1st	2-4-55	65-120
65	Florida State	2nd	1-22-70	80-122
65	Furman	2nd	1-25-78	68-87
65	North Carolina	2nd	3-11-83	79-105
64	North Carolina	2nd	2-13-70	87-119
63	Duke	1st	12-3-54	54-115
63	NC State	2nd	2-5-55	85-119
63	South Carolina	2nd	3-2-57	85-113

## FIELD GOAL PERCENTAGES - CLEMSON

Pct	FG-FGA	Site-Opponent	Date
.701	48-68	H-Florida Southern	2-28-1976
.700	14-20	N1-South Carolina	3-5-1970
.698	44-63	H-Saint Francis (NY)	1-4-1984
.692	27-39	H-Georgia Tech	1-12-2011
.676	25-37	N2-Iona	11-21-1997
.675	27-40	A-Virginia	2-21-1984
.673	37-55	H-North Carolina-Asheville	1-11-1992
.667	40-60	H-Baylor	12-19-1983
.667	24-36	A-Furman	1-31-1981
.667	28-42	H-South Carolina	12-12-1981
.659	27-41	H-North Carolina-Asheville	12-12-1998

N1 - Charlotte, NC; N2 - Fairbanks, AK

## FIELD GOAL PERCENTAGES - OPPONENTS

Pct	FG-FGA	Site-Opponent	Date
.714	50-70	N1-Louisiana State	12-20-1969
.684	39-57	N2-North Carolina	2-1-1984
.683	28-41	N3-Gonzaga	11-23-1997
.679	36-53	A-Duke	2-27-1985
.676	23-34	H-Wake Forest	2-26-1971

.667	26-39	A-North Carolina	1-26-1980
.653	32-49	H-NC State	2-1-1969
.647	44-68	A-Duke	1-27-1992
.646	31-48	A-Virginia	1-17-1982
.646	31-48	A-Virginia	2-22-1986
.644	29-45	H-Georgia Tech	1-24-1967
.641	25-39	A-NC State	1-29-1980

N1 - Charlotte, NC; N2 - Greensboro, NC; N3 - Fairbanks, AK

## WORST FIELD GOAL PERCENTAGES - CLEMSON

Pct	FG-FGA	Site-Opponent	Date
.238	15-63	A-Virginia	2-12-1994
.240	12-50	A-Virginia	1-11-1995
.254	15-59	A-Miami (FL)	1-18-2006
.260	19-73	H-Duke	1-23-1982
.262	17-65	H-Georgia Tech	2-28-1968
.272	22-81	A-North Carolina	1-9-1992
.273	18-66	A-North Carolina	1-26-1997
.280	14-50	A-Wake Forest	2-12-1997
.286	18-63	A-North Carolina	1-14-1996
.286	16-56	N2-Illinois	12-29-1998
.286	14-49	N2-Oregon State	11-28-1999
.292	21-72	H-South Carolina	2-7-1970
.293	17-58	N4-Seton Hall	11-22-2010

N1 - El Paso, TX; N2 - Greenville, SC; N3 - Greensboro, NC; N4 - St. Thomas, Virgin Islands

## WORST FIELD GOAL PERCENTAGES - OPPONENTS

Pct	FG-FGA	Site-Opponent	Date
.180	9-50	H-Wofford	2-6-1996
.200	13-65	A-Wake Forest	1-4-1964
.211	16-76	N1-Florida International	12-29-1987
.211	12-57	H-East Carolina	12-29-2004
.220	9-41	N2-Army	12-29-1993
.226	12-53	H-Radford	11-30-1998
.229	11-48	H-Savannah State	12-17-2010
.237	14-59	H-Georgia	3-10-1999
.239	16-67	H-Armstrong State	12-17-1986
.250	15-60	H-Stetson	11-16-1998
.259	14-54	H-North Florida	12-16-2008
.261	12-46	A-South Carolina	12-17-1996
.263	15-57	H-Charleston Southern	12-22-2001
.268	11-41	A-Florida State	2-15-1998

N1 - Tampa, FL; N2 - Honolulu, HI

## FIELD GOALS MADE - CLEMSON

No	Att	Site-Opponent	Date
52	85	H-Tennessee Tech	12-11-1976
50	79	H-Bowling Green State	11-27-1981
50	78	H-Roanoke	2-26-1977
49	86	N1-Boston College	12-28-1976
49	85	H-Furman	12-1-1976
48	83	H-West Virginia Tech	12-16-1980
48	68	H-Florida Southern	2-28-1976
46	85	H-Georgia Southern	12-17-1979
46	79	H-Colgate	2-1-1979
46	75	H-Texas Christian	11-27-1977
46	74	H-South Carolina	2-8-1981

N1 - Milwaukee, WI

## FIELD GOALS MADE - OPPONENTS

No	Att	Site-Opponent	Date
52	NA	A-NC State	2-5-1955
50	105	H-Florida State	1-22-1970
50	70	H-Louisiana State	12-20-1969
47	95	A-South Carolina	2-7-1970
46	87	A-Duke	1-12-1965
46	81	A-Maryland	2-23-1970
46	80	N1-North Carolina	2-13-1970
46	NA	A-NC State	2-20-1954

N1 - Charlotte, NC

## FIELD GOAL ATTEMPTS - CLEMSON

No	Made	Site-Opponent	Date
98	31	H-Furman	1-7-1960
94	41	H-Duke	1-11-1962
91	31	H-Furman	1-4-1968
89	40	A-North Carolina	2-10-2008
88	35	H-Furman	1-15-1962
86	49	N1-Boston College	12-28-1976
86	45	H-Catholic	11-24-1978

86	44	H-Wake Forest	2-28-1970
86	40	H-Georgia Tech	2-5-1992
86	39	H-Appalachian State	12-7-1974

N1 - Milwaukee, WI

## FIELD GOAL ATTEMPTS - OPPONENTS

No	Made	Site-Opponent	Date
105	50	H-Florida State	1-22-1970
95	47	A-South Carolina	2-7-1970
94	35	H-Austin Peay State	11-29-1975
91	39	A-Duke	1-9-1968
91	34	H-West Virginia Tech	12-16-1980
90	41	H-North Carolina	2-16-1968
90	37	A-Virginia	1-14-1967
88	41	H-Wake Forest	2-13-2002
88	28	N1-Lafayette	12-20-1957

N1 - Charlotte, NC

## THREE-POINT GOALS - CLEMSON

No	Att	Site-Opponent	Date
16	28	N2-Puerto Rico-Mayaguez	12-19-2005
16	26	A-Virginia	2-7-2008
15	37	N1-Evansville	12-27-1993
15	28	A-Maryland	1-20-2002
15	27	H-Western Carolina	12-23-2006
15	23	A-Virginia	1-22-1983
14	30	H-Presbyterian	11-13-2009
14	28	H-Georgia Tech	1-24-2001
14	25	A-Virginia Tech	1-29-2009
13	30	A-Virginia	1-2-2005
13	29	H-Maryland	1-2-2001
13	24	A-Charleston Southern	12-1-1993
13	24	H-Florida State	1-12-2007
13	22	A-Virginia Tech	3-1-2006
13	20	H-Winthrop	1-26-1987

N1 - Honolulu, HI; N2 - San Juan, Puerto Rico

## THREE-POINT GOALS - OPPONENTS

No	Att	Site-Opponent	Date
19	42	H-Wake Forest	2-13-2002
17	31	H-Georgia Tech	1-24-2001
17	29	N4-Duke	3-9-2000
15	47	A-Charleston Southern	12-1-1993
15	38	H-George Washington	12-22-1999
15	32	H-Wofford	11-24-2001
15	31	H-NC State	1-15-2002
15	29	H-NC State	1-29-2006
15	25	H-Ohio State	12-1-2004
14	37	N3-California	3-25-1999
14	31	A-Georgia Tech	3-4-2000
14	31	A-NC State	2-23-2002
14	31	A-NC State	2-2-2003
14	27	A-Davidson	12-19-1993
14	27	H-South Carolina	2-9-1994
14	24	N1-North Carolina	3-11-1983
14	19	N2-Gonzaga	11-23-1997

N1 - Atlanta, GA; N2 - Fairbanks, AK; N3 - New York, NY; N4 - Charlotte, NC

## THREE-POINT ATTEMPTS - CLEMSON

No	Made	Site-Opponent	Date
42	12	A-North Carolina	1-15-1994
38	9	H-North Carolina	1-14-1995
37	15	N1-Evansville	12-27-1993
33	9	N2-Villanova	3-21-2008
33	7	H-Georgia Tech	3-7-1993
32	8	H-Wake Forest	1-11-2006
31	11	H-George Washington	12-22-1999
31	9	H-Winthrop	12-18-1999
31	10	H-East Tennessee St.	12-9-2005
31	9	H-Florida State	1-4-2006
31	12	A-Minnesota	11-29-2006
31	9	H-East Carolina	1-3-2009

N1 - Honolulu, HI; N2 - Tampa, FL

## THREE-POINT ATTEMPTS - OPPONENTS

No	Made	Site-Opponent	Date
47	15	A-Charleston Southern	12-1-1993
42	19	H-Wake Forest	2-13-2001
38	15	H-George Washington	12-22-1999
38	12	H-Virginia	1-15-2000

2012-13 MEN'S BASKETBALL GUIDE





# TEAM GAME BESTS

37	14	N2-Xavier	3-23-1999
37	8	H-Auburn	3-18-1993
37	6	H-NC State	2-18-2004
35	8	N1-La Salle	3-17-1990
35	8	H-The Citadel	11-25-2000
34	12	H-North Carolina	2-15-2003
34	10	A-Seton Hall	12-19-1997
N1 - Hartford, CT; N2 - New York, NY			

### THREE-POINT PERCENTAGES - CLEMSON

(Minimum 10 Attempts)

Pct	FG-FGA	Site-Opponent	Date
.846	11-13	H-North Carolina	1-31-2004
.800	8-10	N1-Delaware State	12-29-1986
.800	8-10	*H-Winthrop	12-19-2002
.786	11-14	H-Georgia Tech	1-12-2011
.688	11-16	A-Virginia	2-14-1987
.688	11-16	H-Mercer	12-5-1987
.667	12-18	H-Virginia	2-23-1983
.667	10-15	H-Duke	3-2-1983
.667	10-15	A-Duke	1-4-1995
.667	8-12	H-Maryland	2-22-2005

N1 - Little Rock, AR; \*Anderson, SC

### THREE-POINT PERCENTAGES - OPPONENTS

(Minimum 10 Attempts)

Pct	FG-FGA	Site-Opponent	Date
.909	10-11	A-Duke	2-1-1988
.737	14-19	N3-Gonzaga	11-23-1997
.727	8-11	H-Maryland	2-7-2012
.684	13-19	N1-Evansville	12-27-1994
.667	8-12	A-Maryland	2-19-1983
.667	12-18	A-North Carolina	2-21-1987
.647	11-17	A-Wake Forest	1-24-1993
.643	9-14	A-NC State	1-9-2007
.625	10-16	A-Wake Forest	2-21-1996
.615	8-13	A-Maryland	2-24-2010
.611	11-18	N2-Coppin State	12-21-1990

N1 - Honolulu, HI; N2 - Miami, FL; N3 - Fairbanks, AK

### FREE THROWS MADE - CLEMSON

Made	Att	Site-Opponent	Date
40	53	H-Maryland	1-15-1968
40	54	H-The Citadel	12-3-1966
39	51	H-Georgia Tech	1-29-1972
38	46	H-NC State	12-11-1956
38	45	H-Mercer	12-30-1992
37	55	A-Furman	2-24-1955
37	49	N1-North Carolina	12-8-1956
37	48	A-Florida State	2-8-1992
36	48	H-NC State	2-15-1980
36	45	H-Wake Forest	2-27-1969

N1 - Charlotte, NC

### FREE THROWS MADE - OPPONENTS

Made	Att	Site-Opponent	Date
47	72	H-Furman	1-29-1955
42	52	A-Wake Forest	2-27-1969
41	59	A-North Carolina	1-28-1998
38	51	A-South Carolina	1-27-1983
38	49	A-Duke	1-31-1990
38	46	A-Virginia Tech	2-6-2010
37	47	N1-North Carolina	3-11-2005
36	52	A-Furman	2-22-1958
36	49	A-Wake Forest	2-4-1955
36	46	A-Presbyterian	12-16-1952
36	46	N2-Auburn	12-21-1966
36	45	H-Wake Forest	2-27-1969
36	45	H-Presbyterian	12-4-1952

N1 - Washington, DC; N2 - Birmingham, AL

### FREE THROW ATTEMPTS - CLEMSON

No	Made	Site-Opponent	Date
55	37	A-Furman	2-24-1955
54	40	H-The Citadel	12-3-1966
53	40	H-Maryland	1-15-1968
52	32	H-Georgia State	1-15-1990
51	39	H-Georgia Tech	1-29-1972
50	35	H-Indiana State	1-30-1971
50	32	H-Radford	12-9-1989
49	37	N1-North Carolina	12-8-1956

48	36	H-NC State	2-16-1980
48	33	H-Maryland	2-8-1997
N1 - Charlotte, NC			

### FREE THROW ATTEMPTS - OPPONENTS

No	Made	Site-Opponent	Date
72	47	H-Furman	1-29-1955
59	41	A-North Carolina	1-28-1998
53	33	H-North Carolina-Charlotte	12-15-1990
52	42	A-Wake Forest	2-18-1969
52	36	A-Furman	2-22-1958
52	34	A-Virginia	2-18-1976
51	38	A-South Carolina	1-27-1983
51	34	H-North Carolina	1-14-1995
50	30	A-Maryland	2-25-1995
49	38	A-Duke	1-31-1990
49	36	A-Wake Forest	2-4-1955
49	35	A-Wake Forest	1-4-1964
49	33	A-Wake Forest	3-1-2003
49	30	A-Furman	2-24-1955

### FREE THROW PERCENTAGES - CLEMSON

(Min. of 15 Attempts)

Pct.	Made-Att	Site-Opponent	Date
.957	22-23	H-Duke	1-7-1997
.941	16-17	H-Maryland	1-12-1970
.933	14-15	A-George Washington	2-21-1951
.933	14-15	A-Virginia	2-18-1989
.909	20-22	H-South Carolina	2-7-1987
.906	29-32	H-South Carolina	1-5-1979
.906	29-32	N1-Wake Forest	2-7-1979
.905	19-21	H-Texas A&M	1-7-1995
.905	19-21	H-Wofford	11-21-1999
.900	18-20	H-Duke	2-27-1974
.900	18-20	H-North Carolina	1-13-2010

N1 - Greensboro, NC

### FREE THROW PERCENTAGES - OPPONENTS

(Min. of 15 Attempts)

Pct.	Made-Att	Site-Opponent	Date
.952	20-21	A-Minnesota	12-28-1974
.947	18-19	N1-Wake Forest	2-15-1984
.947	18-19	H-Wake Forest	2-22-1995
.941	16-17	N2-Seton Hall	12-4-1990
.941	16-17	H-Wisconsin-Green Bay	12-8-1991
.941	16-17	N3-Duke	3-15-2008
.938	15-16	H-Georgia	12-5-1963
.933	14-15	H-Presbyterian	12-11-1982
.933	14-15	H-NC State	2-10-1991
.931	27-29	A-North Carolina	1-31-1976

N1 - Greensboro, NC; N2 - Syracuse, NY; N3 - Charlotte, NC

### TOTAL REBOUNDS - CLEMSON

(Includes Team Rebounds)

No	Site-Opponent	Date
71	H-West Virginia Tech	12-16-1980
71	H-Georgia State	1-15-1990
68	H-South Carolina	2-21-1961
65	H-Georgia	1-3-1963
64	H-Furman	2-3-1966
64	H-Duke	2-15-1975
63	H-Virginia	2-3-1961
63	H-Harvard	11-28-1975
63	N1-Florida International	12-29-1987

N1 - Tampa, FL

### TOTAL REBOUNDS - OPPONENTS

(Includes Team Rebounds)

No	Site-Opponent	Date
74	A-Florida State	1-22-1970
71	A-South Carolina	2-7-1970
70	H-South Carolina	1-26-1970
68	N1-NC State	1-31-1959
67	A-Creighton	12-15-1962
65	N1-North Carolina	2-16-1968
63	A-Duke	1-9-1968
62	H-The Citadel	11-25-2000
61	A-Duke	3-2-1962

N1 - Charlotte, NC

### REBOUND MARGIN - CLEMSON

No	CU-Opp	Site-Opponent	Date
+43	71-28	H-West Virginia Tech	12-16-1980
+39	65-26	H-Georgia	1-3-1963
+34	64-30	H-Duke	2-15-1975
+32	54-22	H-Wake Forest	1-6-1986
+31	59-28	H-Roanoke	2-26-1977
+30	52-22	H-Wagner	12-10-1988
+29	40-11	H-Samford	12-29-2007
+28	68-40	H-South Carolina	2-21-1961
+28	62-34	A-Furman	12-3-1975
+28	53-25	H-E. Tennessee State	12-15-2003

N1 - Greenville, SC

### REBOUND MARGIN - OPPONENTS

No	Opp-CU	Site-Opponent	Date
+38	67-29	A-Creighton	12-15-1962
+36	68-32	N1-NC State	1-31-1959
+34	65-31	N1-North Carolina	2-16-1968
+34	74-40	A-Florida State	1-22-1970
+30	53-23	A-Duke	12-4-1965
+30	71-41	A-South Carolina	2-7-1970
+29	52-23	A-Wake Forest	2-1-1965
+29	57-28	A-North Carolina	1-15-1994

N1 - Charlotte, NC

### LARGEST VICTORIES - CLEMSON

No	CU-Opp	Site-Opponent	Date
+73	112-39	H-Armstrong State	12-17-1986
+72	78-6	N1-Butler Guards	2-9-1912
+67	108-41	H-Illinois Tech	12-13-1980
+63	125-62	H-Texas Christian	11-27-1977
+59	72-13	H-Erskine	2-19-1916
+58	103-45	H-Prairie View A&M	12-16-1986
+58	117-59	H-Georgia State	1-15-1990
+55	110-55	H-Georgia Southern	12-4-1976
+55	133-78	H-Tennessee Tech	12-11-1976

N1 - Greenville, SC

### LARGEST VICTORIES - OPPONENTS

No	CU-Opp	Site-Opponent	Date
+61	54-115	A-Duke	12-3-1954
+60	15-75	A-Georgia	1-31-1913
+55	65-120	A-Wake Forest	2-4-1955
+54	59-113	A-NC State	2-20-1954
+50	10-60	A-Atlanta Agriculture	2-1-1913
+49	18-67	A-Kentucky	1-16-1933
+48	12-60	H-Auburn	1-26-1920
+48	21-69	A-NC State	1-15-1947

### LARGEST ACC VICTORIES - CLEMSON

No	CU-Opp	Site-Opponent	Date
+34	100-66	H-Duke	2-15-1975
+34	82-48	N1-Boston College	3-14-2008
+33	78-45	H-Florida State	2-14-1999
+31	82-51	A-Virginia	2-7-2008
+29	78-49	A-Florida State	2-15-1998
+29	93-64	H-Maryland	2-17-2009
+28	92-64	H-Georgia Tech	2-28-1999

N1-Charlotte, NC

### ASSISTS - CLEMSON

No	Site-Opponent	Date
36	H-West Virginia Tech	12-16-1980
36	H-Bowling Green State	11-27-1981
35	H-Saint Francis (NY)	1-4-1984
34	H-Florida State	11-27-1976
34	H-Catholic	11-24-1978
33	N1-Boston College	12-28-1976
32	H-Illinois Tech	12-13-1980
32	H-Duke	2-8-1981

N1 - Milwaukee, WI

### ASSISTS - OPPONENTS

No	Site-Opponent	Date
35	A-Georgia Tech	2-1-1968
29	N1- Wake Forest	1-10-1987
29	A-Maryland	2-25-2003
28	A-Georgia Tech	1-6-1971
28	N1-North Carolina	2-1-1984
28	A-North Carolina	2-21-1987

OVERVIEW

PLAYERS

STAFF

TRADITION

REVIEW

RECORDS

2012-13 MEN'S BASKETBALL GUIDE



# TEAM GAME BESTS

## OVERVIEW

28	*H-Liberty	12-28-2002
27	H-South Carolina	2-9-1985
27	A-North Carolina	1-9-1992
27	A-North Carolina	1-15-1994
27	A-Duke	1-7-2001
27	A-Maryland	1-20-2002

## PLAYERS

## STAFF

## TRADITION

N1 - Greensboro, NC; \* - Anderson, SC

## REVIEW

## RECORDS

No	Site-Opponent	Date
16	H-Radford	12-9-1989
15	H-Florida International	1-12-1987
14	N1-Florida International	12-29-1987
14	N3-Texas Christian	11-15-2008
14	H-Savannah State	11-25-2008
13	H-Duke	2-23-1977
13	H-Maryland	2-22-2005
12	H-Presbyterian	12-13-1975
12	H-Rider	1-13-1988
12	H-Youngstown State	1-18-1989
12	N2-Saint Mary's	3-16-1989
12	A-American-Puerto Rico	11-24-1989
12	H-Georgia State	1-15-1990
12	H-UNC Greensboro	12-12-1992
12	H-North Carolina	1-17-2007
12	H-Furman	11-12-2007

N1 - Tampa, FL; N2 - Boise, ID; N3 - Charleston, SC

### BLOCKED SHOTS - OPPONENTS

No	Site-Opponent	Date
11	A-Maryland	1-16-1985
11	N2-Duke	3-11-1994
11	A-Maryland	2-28-2004
11	H-Old Dominion	11-18-2007
10	A-Georgia Tech	1-24-1991
10	A-North Carolina	1-9-1992
10	A-Duke	1-7-2001
10	A-Virginia Tech	3-1-2006
9	A-North Carolina	1-27-1990
9	H-Duke	1-5-1994
9	A-Maryland	1-26-1994
9	N1-Wake Forest	3-4-1976
9	A-Wake Forest	1-21-1995
9	H-Wake Forest	1-23-1997
9	A-Maryland	2-24-1999
9	A-North Carolina	1-17-2001
9	A-Maryland	2-25-2003

N1 - Greensboro, NC; N2 - Charlotte, NC

### STEALS - CLEMSON

No	Site-Opponent	Date
25	H-Hampton	11-19-2004
25	H-Furman	11-12-2007
20	H-Georgia Southern	12-4-1976
20	H-Western Carolina	2-11-1998
20	H-North Carolina	1-17-2007
19	H-Tennessee Tech	12-11-1976
19	H-Wake Forest	1-12-1991
19	H-North Carolina	1-31-1991
19	H-Morehead State	11-30-1991
19	H-S.C. State	11-23-2005
19	A-Charleston Southern	11-26-2005
19	H-Presbyterian	11-13-2009
19	A-Liberty	11-17-2009

### STEALS - OPPONENTS

No	Site-Opponent	Date
26	A-NC State	1-12-1974
21	N1-North Carolina	1-5-1977
21	H-Virginia Tech	2-8-2006
20	H-East Tennessee State	12-15-2003
17	A-Duke	2-22-1978
17	N1-North Carolina	1-3-1979
17	H-South Carolina	12-6-2003
17	A-Georgia Tech	2-3-2007

N1 - Greensboro, NC

### FEWEST TURNOVERS - CLEMSON

No	Site-Opponent	Date
3	N2-North Carolina	3-10-1995
4	A-Virginia	1-31-2012

5	H-NC State	3-3-1993
5	N2-Wake Forest	3-9-1996
5	H-Maryland	2-22-2000
6	A-Furman	12-30-1966
6	N1-North Carolina	2-18-1966
6	H-Illinois Tech	12-13-1980
6	H-NC State	1-9-1984
6	H-South Carolina	2-9-1994
6	H-Furman	2-8-1995
6	N2-North Carolina	3-8-1996
6	A-Virginia	12-7-1996
6	A-NC State	2-1-1997
6	N2-Wake Forest	3-6-1998
6	H-North Carolina	2-6-2000
6	N1-Florida State	3-7-2002
6	A-Wake Forest	3-1-2003
6	H-East Carolina	1-3-2009

N1 - Charlotte, NC; N2 - Greensboro, NC

### FEWEST TURNOVERS - OPPONENTS

No	Site-Opponent	Date
3	A-NC State	2-1-1997
3	H-George Washington	12-22-2000
4	A-South Carolina	2-11-1984
4	A-Virginia	2-14-1987
5	H-Virginia	1-11-1986
5	A-Virginia	1-10-1988
5	A-Maryland	2-7-1989
5	*H-Cincinnati	12-22-2003
6	A-Maryland	2-26-1966
6	N2-South Carolina	3-5-1970
6	A-Georgia Tech	1-5-1980
6	A-NC State	2-4-1981
6	H-Southern Mississippi	12-4-1982
6	A-NC State	2-8-1984
6	N1-Wake Forest	3-7-1987
6	N2-Maryland	3-12-1992
6	A-Virginia Tech	3-17-1995
6	A-Seton Hall	12-19-1997
6	N3-Oregon State	11-28-1999
6	A-Maryland	1-20-2002
6	A-Virginia	1-22-2005

N1 - Landover, MD; N2 - Charlotte, NC; N3 - Greenville, SC;  
\* - Anderson, SC

### FEWEST TURNOVERS - BOTH TEAMS

No	CU-Opp	Site-Opponent	Date
9	6-3	A-NC State	2-1-1997
11	3-8	N2-North Carolina	3-10-1995
13	7-6	N1-South Carolina	3-5-1970
14	6-8	A-Furman	12-30-1966
14	6-8	H-NC State	1-9-1984
14	9-5	H-Virginia	1-11-1986
14	9-5	A-Virginia	1-10-1988
14	5-9	H-NC State	3-3-1993
14	7-7	H-North Carolina	2-18-2001
14	6-8	N1-Florida State	3-7-2002

N1 - Charlotte, NC; N2 - Greensboro, NC

### MOST TURNOVERS - CLEMSON

No	Site-Opponent	Date
41	A-Furman	12-6-1972
38	A-NC State	1-12-1974
36	H-Austin Peay State	11-29-1975
35	A-Purdue	12-5-1973
35	A-Charleston Southern	12-1-1993
30	H-NC State	2-22-1975
30	N1-North Carolina	1-5-1977
30	A-Duke	1-29-2000

N1 - Greensboro, NC

### MOST TURNOVERS - OPPONENTS

No	Site-Opponent	Date
47	H-Appalachian State	12-7-1974
38	A-Purdue	12-5-1973
37	H-Hampton	11-19-2004
37	H-Furman	11-12-2007
36	H-Auburn	11-30-1973
35	H-Georgia Southern	12-4-1976
35	H-Texas Christian	11-25-1977

### MOST TURNOVERS - BOTH TEAMS

No	CU-Opp	Site-Opponent	Date
73	35-38	A-Purdue	12-5-1973
71	41-30	A-Furman	12-6-1972
69	22-47	H-Appalachian State	12-7-1974
66	32-34	H-Furman	1-23-1974
65	38-27	A-NC State	1-12-1974
60	25-35	H-Georgia Southern	12-4-1976
59	35-24	A-Charleston Southern	12-1-1993

### ASSIST/TURNOVER RATIO - CLEMSON

Ratio	Ast-TO	Site-Opponent	Date
5.33/1	32-6	H-Illinois Tech	12-13-1980
5.00/1	25-5	H-NC State	3-3-1993
4.00/1	32-8	H-South Carolina	2-9-1981
3.83/1	23-6	H-NC State	1-9-1984
3.75/1	30-8	H-MD-Eastern Shore	2-27-1982
3.66/1	22-6	H-South Carolina	2-9-1994
3.63/1	29-8	H-Western Carolina	2-11-1998
3.60/1	36-10	H-Bowling Green St.	11-27-1981
3.44/1	31-9	H-Baylor	12-19-1983
3.42/1	24-7	H-Florida State	2-12-2000
3.33/1	10-3	N1-North Carolina	3-10-1995

N1 - Greensboro, NC

### ASSIST/TURNOVER RATIO - OPPONENTS

Ratio	Ast-TO	Site-Opponent	Date
4.80/1	24-5	A-Maryland	2-7-1989
4.75/1	19-4	A-Virginia	2-14-1987
4.66/1	14-3	H-George Washington	12-22-1999
4.50/1	27-6	A-Maryland	1-20-2002
4.33/1	26-6	A-NC State	2-14-1981
4.25/1	17-4	A-South Carolina	2-11-1985
3.43/1	24-7	A-Marquette	12-20-1980
3.20/1	16-5	H-Virginia	1-11-1986
3.00/1	18-6	A-NC State	2-8-1984
3.00/1	15-5	A-Virginia	1-10-1988
3.00/1	9-3	A-NC State	2-1-1997

### DUNKS - CLEMSON

Dunks	Site-Opponent	Date
16	H-Georgia State	1-15-1990
12	H-Youngstown State	1-18-1989
12	H-Western Carolina	1-17-1990
11	H-Radford	12-9-1989
10	H-Wofford	2-6-1996
10	H-Western Carolina	2-11-1998
9	N1-Delaware State	12-29-1987
9	H-Appalachian State	1-24-1994
9	H-Butler	3-18-1999
9	N2-Boston College	3-14-2008

N1 - Little Rock, AR; N2 - Charlotte, NC

### CHARGES TAKEN - CLEMSON

CT	Site-Opponent	Date
11	H-North Carolina	1-27-1979
9	H-Catholic	11-24-1978
7	H-NC State	1-7-1987
6	H-Western Carolina	12-16-1978
6	H-Siena	11-30-1979
6	H-Maryland	2-29-1980
6	H-Baltimore	2-28-1981

### OFFENSIVE REBOUNDS - CLEMSON

(Since 1979-80)

Reb	Site-Opponent	Date
33	A-North Carolina	1-9-1992
28	H-Georgia State	1-15-1990
27	A-American-Puerto Rico	12-24-1989
27	A-Florida Atlantic	12-21-1990
26	N1-Florida State	3-4-1999
26	H-Wake Forest	2-13-2002
26	H-South Carolina	12-3-2005
25	H-Georgia State	11-28-1980
25	H-Hofstra	1-20-1990
25	H-Wagner	12-10-1988
25	A-North Carolina	1-26-1997

N1 - Charlotte, NC





# TEAM SEASON BESTS

WINS		
1.	1986-87	25-6
	2006-07	25-11
3.	1989-90	24-8
	2007-08	24-10
5.	1979-80	23-9
	1996-97	23-10
	2008-09	23-9
8.	1976-77	22-6
	<b>2010-11</b>	<b>22-12</b>
10.	2009-10	21-11

WINNING PERCENTAGE (Min. 20 games played)		
1.	1986-87	25-6 .806
2.	1976-77	22-6 .785
3.	1989-90	24-8 .750
4.	1979-80	23-9 .719
	2008-09	23-9 .719
6.	1951-52	17-7 .708
7.	2007-08	24-10 .706
8.	1996-97	23-10 .697
9.	2006-07	25-11 .694
10.	1966-67	17-8 .680

GAMES PLAYED		
1.	2006-07	36
2.	1998-99	35
3.	1985-86	34
	1993-94	34
	2007-08	34
	<b>2010-11</b>	<b>34</b>
7.	1996-97	33
8.	1979-80	32
	1989-90	32
	1997-98	32
	2004-05	32
	2005-06	32
	2008-09	32
	2009-10	32

POINTS		
1.	1989-90	2,777
2.	2007-08	2,693
3.	1986-87	2,669
4.	2006-07	2,636
5.	1979-80	2,559
6.	1993-94	2,557
7.	1985-86	2,546
8.	1998-99	2,508
9.	2008-09	2,507
10.	1976-77	2,425

SCORING AVERAGE		
1.	1976-77	86.6
2.	1986-87	86.1
3.	1955-56	86.0
4.	1975-76	83.4
5.	1977-78	82.6
6.	1969-70	80.3
	1974-75	80.3
8.	1979-80	80.0
9.	1988-89	79.8
10.	1989-90	79.3

SCORING MARGIN		
1.	1976-77	+17.7
2.	1986-87	+14.6
3.	2008-09	+10.3
4.	1979-80	+9.8
5.	1989-90	+9.4
	2007-08	+9.4
7.	1977-78	+8.9
	2009-10	+8.9
9.	1980-81	+8.7
10.	1975-76	+8.3

FIELD GOALS MADE		
1.	1989-90	1,060
2.	1985-86	1,020
3.	2006-07	1,017

4.	2007-08	1,000
5.	1979-80	999
6.	1986-87	990
7.	1976-77	978
8.	1975-76	966
9.	1980-81	955
10.	1974-75	935

FIELD GOAL ATTEMPTS		
1.	2007-08	2,191
2.	2006-07	2,170
3.	1989-90	2,148
4.	1985-86	2,146
5.	1955-56	2,004
6.	1993-94	1,984
7.	2008-09	1,971
8.	1979-80	1,958
9.	2005-06	1,955
10.	1974-75	1,918
	1982-83	1,918

FIELD GOAL PERCENTAGE		
1.	1986-87	.529
2.	1977-78	.521
3.	1976-77	.518
4.	1981-82	.514
5.	1975-76	.511
6.	1979-80	.510
	1980-81	.510
8.	1983-84	.504
9.	1978-79	.498
	1988-89	.498

FREE THROWS MADE		
1.	1955-56	624
2.	1979-80	561
3.	1996-97	543
4.	1989-90	540
5.	1998-99	521
6.	1966-67	519
7.	1969-70	513
8.	1967-68	512
9.	1971-72	509
10.	1985-86	506

FREE THROW ATTEMPTS		
1.	1955-56	912
2.	1989-90	886
3.	1998-99	840
4.	1979-80	839
5.	1996-97	799
6.	1993-94	767
7.	1969-70	763
8.	1967-68	755
9.	1997-98	751
10.	1966-67	736

FREE THROW PERCENTAGE		
1.	1981-82	.734
2.	1956-57	.732
3.	1973-74	.725
4.	1960-61	.716
	1986-87	.716
6.	1972-73	.715
7.	1957-58	.713
8.	1971-72	.708
9.	1959-60	.707
10.	1966-67	.705

REBOUNDS		
1.	1989-90	1,430
2.	1998-99	1,354
3.	1993-94	1,327
4.	1985-86	1,309
5.	2007-08	1,305
6.	1961-62	1,284
7.	2006-07	1,264
8.	1974-75	1,222
9.	1975-76	1,198
10.	2001-02	1,193

REBOUND AVERAGE		
1.	1961-62	47.6
2.	1962-63	45.4
3.	1967-68	44.8
4.	1960-61	44.7
5.	1955-56	44.0
6.	1965-66	43.9
7.	1959-60	43.8
8.	1966-67	43.6
9.	1975-76	42.8
10.	1963-64	42.5

REBOUND MARGIN		
1.	1998-99	+8.2
2.	1975-76	+5.8
3.	2001-02	+5.3
4.	1985-86	+4.9
	1984-85	+4.9
	1974-75	+4.9
7.	1989-90	+4.5
	1996-97	+4.5
9.	1999-00	+4.4
10.	1980-81	+4.3
	1986-87	+4.3

OFFENSIVE REBOUNDS (Since 1978-79)		
1.	2007-08	536
2.	1998-99	491
3.	1989-90	490
4.	2006-07	489
5.	1993-94	467
6.	2005-06	466
7.	2008-09	462
8.	2004-05	450
9.	2001-02	442
10.	1984-85	429

ASSISTS		
1.	1980-81	636
2.	1985-86	613
3.	1979-80	610
4.	1982-83	603
5.	1989-90	602
6.	1976-77	573
7.	1986-87	572
8.	1983-84	571
9.	2006-07	562
10.	1981-82	557

ASSISTS/GAME		
1.	1980-81	20.52
2.	1976-77	20.46
3.	1983-84	20.39
4.	1981-82	19.89
5.	1982-83	19.45
6.	1979-80	19.06
7.	1986-87	18.45
8.	1985-86	18.03
9.	1988-89	17.57
10.	1989-90	17.20

STEALS		
1.	2005-06	352
2.	2006-07	342
3.	2007-08	334
4.	1989-90	331
5.	2004-05	319
6.	1976-77	305
7.	2009-10	301
8.	1992-93	298
	2008-09	298
10.	<b>2010-11</b>	<b>272</b>

STEALS/GAME		
1.	2005-06	11.00
2.	1976-77	10.89
3.	2004-05	9.97
4.	1992-93	9.93
5.	2007-08	9.82
6.	2006-07	9.50

Three-Point Distances		
1982-83	17'9"	(15 ACC games and vs. Presbyterian)
	19'9"	(3 games in Alaska Shootout)
1986-87	19'9"	(All games)
to 2007-08		
2008-09	20'9"	(All games)
to Present		

7.	1989-90	9.45
8.	2009-10	9.41
9.	2008-09	9.31
10.	1990-91	9.28

BLOCKED SHOTS		
1.	1989-90	235
2.	2006-07	191
3.	1988-89	189
4.	2008-09	187
5.	2007-08	185
6.	1975-76	179
7.	1992-93	173
8.	1974-75	167
	1987-88	167
10.	2004-05	166

BLOCKED SHOTS/GAME		
1.	1989-90	6.71
2.	1975-76	6.39
3.	1988-89	6.30
4.	2008-09	5.84
5.	1992-93	5.77
6.	1987-88	5.76
7.	1976-77	5.68
8.	2007-08	5.44
9.	1990-91	5.32
10.	2006-07	5.31

FEWEST TURNOVERS/GAME		
1.	1994-95	11.57
2.	1995-96	11.62
3.	<b>2011-12</b>	<b>12.10</b>
4.	1997-98	12.54
5.	1996-97	12.79
6.	<b>2010-11</b>	<b>13.21</b>
7.	2002-03	13.46
8.	1981-82	13.50
9.	1982-83	13.68
10.	1980-81	13.87

ASSIST/TURNOVER RATIO			
Rk	Ratio	(Ast-TO)	Year
1.	1.479	636-430	1980-81
2.	1.474	557-378	1981-82
3.	1.422	603-424	1982-83
4.	1.344	571-425	1983-84
5.	1.282	610-476	1979-80
6.	1.269	613-483	1985-86
7.	1.240	573-462	1976-77
8.	1.235	400-324	1994-95
9.	1.201	484-403	1997-98
10.	1.192	572-480	1986-87

DUNKS		
1.	1989-90	176
2.	1988-89	124
3.	1993-94	115
4.	1992-93	113
5.	2007-08	112
6.	2009-10	108
7.	<b>2011-12</b>	<b>104</b>
8.	2006-07	100
9.	1987-88	99
	1998-99	99

CHARGES TAKEN		
1.	1978-79	109
2.	1979-80	88
3.	<b>2010-11</b>	<b>61</b>

4.	1980-81	58
5.	1985-86	54
	1996-97	54
7.	2008-09	49
8.	1986-87	48
9.	1999-00	47
10.	1998-99	46

THREE-POINT GOALS		
1.	2007-08	271
2.	2008-09	256
3.	2000-01	248
	2006-07	248
5.	1993-94	240
6.	2005-06	238
7.	1998-99	233
8.	<b>2010-11</b>	<b>217</b>
9.	2009-10	216
10.	1986-87	203

THREE-POINT GOALS/GAME		
1.	2000-01	8.00
	2008-09	8.00
3.	2007-08	7.97
4.	2005-06	7.44
5.	1993-94	7.06
6.	1994-95	7.04
7.	2006-07	6.89
8.	2009-10	6.75
9.	1998-99	6.66
10.	1986-87	6.55

THREE-POINT ATTEMPTS		
1.	2005-06	740
2.	2007-08	728
3.	2006-07	725
4.	1992-94	699
5.	2000-01	692
6.	2008-09	684
7.	1998-99	665
8.	2009-10	631
9.	<b>2010-11</b>	<b>630</b>
10.	2004-05	596

THREE-POINT ATTEMPTS/GAME		
1.	2005-06	23.13
2.	2000-01	22.32

# STATISTICAL TRENDS

	Season	Record	Pts	PPG	FG	FGA	FG%	FT	FTA	FT%	REB	REB/G	PF
OVERVIEW	1956-57	17-7	1,739	72.5	624	1,567	.398	491	671	.732	804	33.5	465
			1,977	82.4	714	1,703	.419	549	778	.706	988	41.2	372
PLAYERS	1957-58	8-16	1,650	68.7	636	1,630	.390	378	530	.713	906	37.8	460
			1,723	71.8	644	1,618	.398	435	663	.656	1,006	41.8	391
STAFF	1958-59	8-16	1,365	56.9	531	1,445	.367	303	445	.681	891	37.1	405
			1,540	64.2	565	1,521	.371	410	561	.731	1,143	47.6	340
TRADITION	1959-60	10-16	1,668	64.2	652	1,744	.374	364	515	.707	1,140	43.8	472
			1,838	70.7	674	1,616	.419	390	697	.703	1,252	48.2	386
REVIEW	1960-61	10-16	1,742	67.0	645	1,625	.385	452	631	.716	1,162	44.7	424
			1,834	70.5	710	1,701	.471	414	603	.687	1,177	45.3	442
RECORDS	1961-62	12-15	1,947	72.1	753	1,836	.410	441	662	.667	1,284	47.6	581
			2,014	74.6	729	1,708	.427	556	794	.700	1,237	45.8	526
	1962-63	12-13	1,685	67.4	648	1,590	.408	389	568	.685	1,135	45.4	441
			1,673	66.9	637	1,575	.404	399	584	.683	1,109	44.4	449
	1963-64	13-12	1,755	70.2	663	1,592	.416	429	623	.689	1,063	42.5	452
			1,725	69.0	641	1,499	.428	443	621	.713	1,096	43.8	475
	1964-65	8-15	1,707	74.2	654	1,449	.451	399	596	.669	942	40.9	498
			1,741	75.7	632	1,434	.441	477	673	.713	893	31.7	635
	1965-66	15-10	1,922	76.9	718	1,579	.455	486	696	.698	1,098	43.9	509
			1,834	73.4	681	1,566	.435	472	666	.709	1,052	42.1	521
	1966-67	17-8	1,851	74.0	666	1,441	.462	519	736	.705	1,082	43.3	461
			1,758	70.3	664	1,576	.421	430	576	.721	988	39.5	549
	1967-68	4-20	1,716	71.5	602	1,520	.396	512	755	.678	1,074	44.8	478
			1,793	82.2	764	1,638	.466	445	625	.712	1,141	47.5	570
	1968-69	6-19	1,900	79.2	717	1,672	.429	466	702	.664	986	41.1	510
			2,050	85.4	768	1,545	.497	514	705	.729	1,173	48.9	524
	1969-70	7-19	2,089	80.3	788	1,778	.443	513	763	.672	1,040	40.0	487
			2,348	90.3	949	1,864	.509	450	615	.732	1,280	49.2	552
	1970-71	9-17	1,531	58.9	538	1,206	.446	455	717	.635	868	33.4	526
			1,714	65.9	626	1,378	.454	462	648	.713	1,000	38.5	565
	1971-72	10-16	1,649	63.4	570	1,328	.429	509	719	.708	978	37.6	518
			1,719	66.1	633	1,385	.457	453	645	.702	934	35.9	561
	1972-73	12-14	1,816	69.8	701	1,568	.447	414	579	.715	1,039	39.9	551
			1,804	69.4	720	1,590	.453	364	504	.722	1,003	38.6	598
	1973-74	14-12	1,777	68.3	734	1,675	.438	309	426	.725	1,079	41.5	555
			1,803	69.3	717	1,571	.456	369	508	.726	972	37.4	505
	1974-75	17-11	2,249	80.3	935	1,918	.487	379	565	.671	1,222	42.0	650
			2,018	72.1	762	1,694	.449	494	712	.694	1,097	37.1	595

## Longest Winning Streaks

### Overall - 17 games (twice)

1. Began with the first game in the 1986-87 season, a 108-91 win over Georgia State on Nov. 28, and ended with a 105-103 loss to Duke on Jan. 24, 1987.
2. Began with the first game of the 2006-07 season, an 83-44 win over Arkansas State on Nov. 10, and ended with a 92-87 loss at Maryland on Jan. 13, 2007.

**Note:** Both winning streaks also most consecutive wins to open season

### Home - 29 games

Began with a 75-58 win over Maryland on Jan. 7, 1989 and ended in a 108-100 loss to UNC Charlotte on Dec. 15, 1990.

### Away - 10 games

Began on Dec. 14, 1986 with a 71-65 win over South Carolina, and ended with a 96-80 loss to North Carolina on Feb. 21, 1987.

### ACC - 7 games

Began with an 80-60 win over N.C. State on Feb. 4, 1967 and ended with a 73-71 loss to Virginia on Feb. 27, 1967.

### ACC Home - 13 games

Began with a 75-58 win over Maryland on Jan. 7, 1989 and ended on Jan. 8, 1991 with a 82-78 loss to Virginia.

### ACC Away - 5 games

Began on Jan. 10, 1987 with a 91-88 overtime win against Wake Forest, and ended on Feb. 21, 1987 with a 96-80 loss to North Carolina.

### Non-Conference - 18 games


Began on Nov. 10, 2006 with an 83-44 win over Arkansas State, and ended with a 78-73 loss in the NIT championship game to West Virginia on Mar. 29, 2007.

### Home Non-Conference - 20 games

Began with a 69-53 win over Louisiana Tech in the first round of the NIT on Mar. 15, 2006 and ended with a 82-72 loss to Charlotte on Jan. 9, 2008.

### Road Non-Conference - 12 games

Began on Nov. 12, 2006 with a 74-70 win over Old Dominion and ended with a 64-60 loss at South Carolina on Dec. 5, 2010.





# STATISTICAL TRENDS

Season	Record	Pts	PPG	FG-FGA	Pct.	3FG-FGA	Pct	FT-FTA	Pct	Off	Reb-Avg	PF	AS-TO	CT-D	BS-ST
1975-76	18-10	2,336	83.4	966-1,889	.551			404-600	.673		1,198-42.8	623	458-562		179-245
		2,102	75.1	814-1,834	.444			474-683	.694		1,037-37.0	593	316-534		-227
1976-77	22-6	2,425	86.6	978-1,890	.518			469-702	.668		1,190-42.1	586	573-462		159-305
		1,930	68.9	758-1,794	.423			414-595	.696		1,077-38.5	645	299-599		-219
1977-78	15-12	2,230	82.6	900-1,728	.521			430-617	.697		1,015-37.6	604	465-445		117-228
		1,991	73.7	771-1,664	.463			449-647	.694		965-35.7	602	279-508		-195
1978-79	19-10	2,087	72.0	849-1,733	.490			389-569	.684	347	1,007-34.7	597	447-480	109-62	96-243
		1,901	65.6	747-1,564	.478			407-562	.724		918-31.7	606	331-559		51-210
1979-80	23-9	2,559	80.0	999-1,958	.510			561-839	.669	370	1,173-36.7	631	610-476	88-96	123-270
		2,245	70.2	875-1,844	.475			496-680	.729		1,074-33.4	756	507-578		75-220
1980-81	20-11	2,339	75.5	955-1,873	.510			429-612	.691	390	1,115-36.0	562	636-430	58-90	79-218
		2,070	66.8	820-1,782	.460			430-603	.713		983-31.7	635	442-473		49-220
1981-82	14-14	1,950	69.6	793-1,542	.514			364-496	.734	299	873-31.2	516	574-378	43-31	36-148
		1,825	65.2	726-1,475	.492			373-543	.687		806-28.8	514	395-399		56-198
1982-83	11-20	2,343	75.6	912-1,918	.475	123-283	.435	396-574	.690	344	1,076-34.7	694	603-424	41-36	81-181
		2,418	78.0	887-1,801	.493	86-203	.424	558-782	.713		1,098-35.4	594	503-435		85-180
1983-84	14-14	2,001	71.5	827-1,625	.509			347-504	.688	298	986-35.2	530	571-425	41-45	108-163
		1,907	68.1	742-1,646	.451			423-610	.693		920-32.9	519	428-396		54-180
1984-85	16-13	2,176	75.0	894-1,878	.476			388-589	.659	429	1,157-39.9	549	486-439	44-59	94-185
		2,060	71.0	829-1,774	.467			402-578	.696		1,016-35.0	568	475-453		103-198
1985-86	19-15	2,546	74.9	1,020-2,146	.475			506-719	.704	426	1,309-38.5	632	613-483	54-72	108-202
		2,294	67.5	904-2,012	.449			486-689	.705		1,144-33.6	659	533-510		93-214
1986-87	25-6	2,669	86.1	990-1,873	.529	203-453	.448	486-679	.716	350	1,129-36.4	555	572-480	48-72	137-218
		2,216	71.5	823-1,884	.437	138-341	.405	432-574	.753	320	995-32.1	613	438-476		85-207
1987-88	14-15	2,156	74.3	840-1,667	.504	93-312	.298	383-598	.640	331	1,043-36.0	506	480-463	45-99	167-190
		2,088	72.0	793-1,775	.447	121-327	.370	381-566	.673	348	996-34.3	542	416-417		55-206
1988-89	19-11	2,395	79.8	915-1,837	.498	127-371	.342	438-678	.646	384	1,142-38.1	572	527-486	30-124	189-227
		2,269	75.6	832-1,811	.459	143-368	.389	462-668	.692	328	1,035-34.5	588	506-462		67-223
1989-90	26-9	2,777	79.3	1,060-2,148	.493	117-397	.295	540-886	.609	490	1,430-40.8	663	602-556	30-176	235-331
		2,447	69.3	889-2,170	.410	174-519	.335	495-708	.699	440	1,273-36.4	736	494-598		89-269
1990-91	11-17	2,063	73.7	801-1,735	.462	121-406	.298	340-543	.626	373	1,076-38.4	528	454-436	19-94	149-260
		2,147	76.7	748-1,728	.433	184-463	.397	467-639	.731	397	1,040-37.1	489	425-436		91-267
1991-92	14-14	2,144	76.6	820-1,743	.470	161-422	.382	343-575	.597	412	1,055-37.7	554	454-454	19-73	103-249
		2,133	75.5	748-1,710	.437	159-497	.320	458-652	.702	407	1,056-37.7	499	441-459		98-239
1992-93	17-13	2,376	79.2	876-1,857	.472	192-554	.347	432-649	.666	413	1,121-37.4	536	510-491	26-113	173-298
		2,301	76.7	850-1,889	.450	202-570	.354	399-590	.676	436	1,116-37.2	551	504-503		92-244
1993-94	18-16	2,557	75.2	910-1,984	.459	240-699	.343	497-767	.648	467	1,327-39.0	605	553-570	24-115	144-255
		2,477	72.9	878-2,093	.419	252-706	.357	469-660	.711	452	1,188-34.9	625	511-468		110-276
1994-95	15-13	1,794	64.1	652-1,424	.458	197-554	.356	293-421	.696	288	844-30.1	516	400-324	31-36	47-212
		1,749	62.5	578-1,324	.437	208-602	.346	385-552	.697	285	826-29.5	451	346-369		79-149
1995-96	18-11	1,971	68.0	691-1,551	.446	149-440	.339	440-668	.659	346	999-34.5	535	374-337	22-62	86-199
		1,826	63.0	610-1,435	.425	211-609	.346	395-575	.687	299	898-31.0	560	366-407		82-157
1996-97	23-10	2,249	68.2	774-1,746	.443	158-509	.310	543-799	.680	380	1,155-35.0	633	458-422	54-52	85-228
		2,028	61.5	688-1,611	.427	180-575	.313	472-710	.665	325	1,005-30.5	683	363-492		86-207
1997-98	18-14	2,309	72.2	842-1,783	.472	164-485	.338	461-751	.614	369	1,082-33.8	683	484-403	33-80	90-256
		2,090	65.3	677-1,569	.431	198-547	.362	538-792	.679	334	1,032-32.3	640	359-525		94-186
1998-99	20-15	2,508	71.7	877-1,910	.459	233-665	.350	521-840	.620	491	1,354-38.7	668	527-534	46-99	111-227
		2,263	64.7	769-1,872	.411	244-768	.318	481-711	.677	358	1,066-30.5	742	437-491		96-249
1999-00	10-20	1,933	64.4	680-1,682	.404	189-570	.332	384-572	.671	398	1,173-39.1	614	389-462	47-33	93-146
		2,100	70.0	682-1,667	.409	251-712	.353	485-717	.676	333	1,042-34.7	579	422-341		125-227
2000-01	12-19	2,298	74.1	797-1,879	.424	248-692	.358	456-658	.702	384	1,185-38.2	668	434-496	32-44	69-187
		2,471	79.7	853-1,945	.439	261-751	.348	504-760	.663	417	1,207-38.9	621	512-451		116-239
2001-02	13-17	2,173	72.4	794-1,797	.442	172-543	.317	413-658	.628	442	1,193-41.1	549	426-460	38-71	101-214
		2,214	73.8	769-1,762	.436	256-699	.366	420-615	.683	341	1,039-35.8	595	442-412		92-230
2002-03	15-13	1,916	68.4	685-1,551	.442	135-389	.347	411-626	.657	376	1,004-35.9	536	351-377	33-52	74-199
		1,907	68.1	668-1,542	.433	210-610	.344	361-526	.686	333	943-33.7	585	409-404		89-195
2003-04	10-18	1,839	65.7	649-1,504	.432	134-418	.321	407-645	.631	398	1,050-37.5	523	359-537	40-55	125-191
		1,986	70.9	704-1,648	.427	175-526	.333	403-558	.722	352	940-33.6	594	389-394		85-291
2004-05	16-16	2,294	71.7	832-1,878	.443	198-596	.332	432-719	.601	450	1,186-37.1	652	463-565	39-59	166-319
		2,218	69.3	771-1,764	.437	182-497	.366	494-726	.680	378	1,122-35.1	636	414-589		96-305
2005-06	19-13	2,378	74.3	853-1,955	.436	238-740	.322	434-703	.617	466	1,184-37.0	636	456-497	30-91	142-352
		2,172	67.9	781-1,739	.449	155-441	.351	455-686	.663	360	1,150-35.9	622	376-607		104-270
2006-07	25-11	2,636	73.2	1,017-2,170	.469	248-725	.342	354-612	.578	489	1,264-35.1	606	562-512	45-100	191-342
		2,365	65.7	878-1,954	.449	195-565	.345	414-584	.709	391	1,194-33.2	616	454-625		100-239
2007-08	24-10	2,693	79.2	1,000-2,191	.456	271-728	.372	422-677	.623	536	1,305-38.4	664	535-505	42-112	185-334
		2,372	69.8	860-1,967	.437	171-561	.305	481-671	.717	435	1,229-36.1	609	418-609		120-230
2008-09	23-9	2,507	78.3	912-1,971	.463	256-684	.374	427-621	.688	462	1,189-37.2	575	478-456	49-94	187-298
		2,177	68.0	794-1,842	.431	190-529	.359	399-599	.666	429	1,127-35.2	577	427-549		106-243
2009-10	21-11	2,350	73.4	851-1,878	.453	216-631	.342	432-654	.661	420	1,178-36.8	564	453-480	41-108	151-301
		2,065	64.5	746-1,768	.422	148-503	.294	425-626	.679	381	1,112-34.8	587	384-551		100-263
20															


# NCAA TOURNAMENT RECORDS

- OVERVIEW
- PLAYERS
- STAFF
- TRADITION
- REVIEW
- RECORDS**

Category	Clemson	Individual Records
<b>Points:</b>	26	by Dale Davis vs La Salle, 3-17-1990
<b>Field Goals:</b>	10	by Billy Williams vs Brigham Young, 3-8-1980 by Elden Campbell vs. Saint Mary's, 3-16-1989 by Elden Campbell vs. Arizona, 3-8-1989 by Jerai Grant vs. UAB, 3-15-2011
<b>Field Goal Attempts:</b>	19	by Billy Williams vs. Brigham Young, 3-8-1980 by Billy Williams vs. UCLA, 3-15-1980
<b>Field Goal % (min. 8 att.):</b>	.875	by Harold Jamison (7-8) vs. Western Michigan, 3-13-1998
<b>3-Point Goals:</b>	5	by David Young vs. Saint Mary's, 3-16-1989 by Andrius Jurkunas vs. Georgia, 3-14-1996 by Andre Young vs. Missouri, 3-19-2010
<b>3-Point Attempts:</b>	11	by K.C. Rivers vs. Villanova, 3-21-2008
<b>Free Throws:</b>	10	by Dale Davis vs. La Salle, 3-17-1990 by Mohamed Woni vs. Minnesota, 3-20-1997
<b>Free Throw Attempts:</b>	14	by Dale Davis vs. La Salle, 3-17-1990
<b>Free Throw Perfection:</b>	10-10	by Mohamed Woni vs. Minnesota, 3-20-1997
<b>Rebounds:</b>	17	by Dale Davis vs. La Salle (3-17-1990), Connecticut, (3-22-1990)
<b>Offensive Rebounds:</b>	8	by Tom Wideman vs. Tulsa, 3-16-1997
<b>Assists:</b>	8	by Billy Williams vs. Brigham Young, 3-8-1980
<b>Blocked Shots:</b>	4	by Elden Campbell vs. Saint Mary's, 3-16-1989
<b>Steals:</b>	4	by Terrell McIntyre vs. Western Michigan, 3-13-1998 by Tanner Smith vs. UAB, 3-15-2011
<b>Minutes:</b>	42	by Merl Code vs. Minnesota, 3-20-1997 by Terrell McIntyre vs. Minnesota, 3-20-1997

Opponents	Opponents
36	by Bobby Jackson of Minnesota, 3-20-1997
12	by Lionel Simmons of La Salle, 3-17-1990
23	by Roshod Johnson of Western Michigan, 3-13-1998
.833	by Alan Taylor (10-12) of Brigham Young, 3-8-1980
8	by Roshod Johnson of Western Michigan, 3-13-1998
15	by Roshod Johnson of Western Michigan, 3-13-1998
12	by Bobby Jackson of Minnesota, 3-20-1997
13	by Bobby Jackson of Minnesota, 3-20-1997
8-8	by Mike Sanders of UCLA, 3-15-1980
15	by Scott Burrell of Connecticut, 3-22-1990
6	by Erick Newman of Saint Mary's, 3-16-1989 by Scott Burrell of Connecticut, 3-22-1990
8	by Mike Brooks of Lamar, 3-12-1980
4	by Anthony Cook of Arizona, 3-8-1989
4	by Jason Kimbrough of Western Michigan, 3-13-1998
49	by Bobby Jackson of Minnesota, 3-20-1997

Category	Clemson	Team Records	Opponents
<b>Points:</b>	84	vs. Minnesota, 3-20-1997	94
<b>Field Goals:</b>	32	vs. Utah State, 3-6-1980 vs. Saint Mary's, 3-16-1989	33
<b>Field Goal Attempts:</b>	67	vs. UCLA, 3-15-1980	73
<b>Field Goal %:</b>	.604	vs. Saint Mary's (32-53), 3-16-1989	.556
<b>3-Point Goals:</b>	12	vs. Missouri, 3-19-2010	12
<b>3-Point Attempts:</b>	33	vs. Villanova, 3-21-2008	35
<b>Free Throws:</b>	28	vs. Tulsa, 3-16-1997	34
<b>Free Throw Attempts:</b>	38	vs. Tulsa, 3-16-1997	45
<b>Free Throw %:</b>	.857	vs Michigan, 3-19-2009	.778
<b>Rebounds:</b>	55	vs. La Salle, 3-17-1990	40
<b>Offensive Rebounds:</b>	23	vs. Tulsa, 3-16-1997	16
<b>Assists:</b>	19	vs. UCLA, 3-15-1980	17
<b>Turnovers:</b>	23	vs. Lamar, 3-12-1980	20
<b>Blocked Shots:</b>	12	vs. Saint Mary's, 3-16-1989	7
<b>Steals:</b>	10	vs. UAB, 3-15-2011	11



## Clemson's NCAA Tournament History - Game-by-Game (9-11)

Year	Site	Regional	Seed	Opponent	W	L	Score	Clemson's Top Players
1980	Ogden, UT	West	6	Utah State	W		76-73	Williams 22 pts, Gilliams 14 pts, Nance 13 pts
	Ogden, UT	West	6	Brigham Young	W		71-66	Williams 16 pts, Nance 16 pts, 11 reb
	Tucson, AZ	West	6	Lamar	W		74-66	Nance 16 pts, Campbell 15 pts, 12 reb
	Tucson, AZ	West	6	UCLA		L	74-85	Williams 18 pts, Gilliam 13 pts, 9 reb
1987	Atlanta, GA	Southeast	4	Southwest Missouri State		L	59-65	Grant 16 pts, Brown 14 pts, Middleton 11 pts
1989	Boise, ID	West	9	Saint Mary's	W		83-70	Campbell 20 pts, Young 19 pts, Davis 18 pts
	Boise, ID	West	9	Arizona		L	68-94	Campbell 24 pts, Forrest 21 pts, Cash 13 pts
1990	Hartford, CT	East	5	Brigham Young	W		49-47	Campbell 15 pts
	Hartford, CT	East	5	La Salle	W		79-75	Davis 26 pts & 17 reb, Tyson 17 pts & 11 reb
	East Rutherford, NJ	East	5	Connecticut		L	70-71	Davis 15 pts & 17 reb, Campbell 15 pts & 8 reb
1996	Albuquerque, NM	West	9	Georgia		L	74-81	Buckner 20 pts, Jurkunas 19 pts
1997	Kansas City, MO	Midwest	4	Miami (OH)	W		68-56	Buckner 22 pts & 9 reb, Code 12 pts, Iturbe 7 reb
	Kansas City, MO	Midwest	4	Tulsa	W		65-59	McIntyre 16 pts, Code 15 pts, Wideman 11 reb
	San Antonio, TX	Midwest	4	Minnesota		L	84-90 <sup>AA</sup>	Buckner 22 pts, McIntyre 17 pts, Woni 12 pts & 10-10 FTs
1998	Chicago, IL	Midwest	6	Western Michigan		L	72-75	Jamison 14 pts & 10 rebs, McIntyre 10 pts, 7 asts, 6 rebs, 4 stls
2008	Tampa, FL	Midwest	5	Villanova		L	69-75	Rivers 15 pts, Stitt 14 pts (4-4 on 3-pt goals)
2009	Kansas City, MO	South	7	Michigan		L	59-62	Booker 18 pts & 11 rebs; Rivers 13 pts & 9 rebs
2010	Buffalo, NY	East	7	Missouri		L	78-86	Stitt 21 pts, Young 19 pts (combined 9-13 on 3-pt goals)
2011	Dayton, OH	East (First Four)	12	UAB	W		70-52	Grant 22 pts, 7 rebs
	Tampa, FL	East	12	West Virginia		L	76-84	Young 22 pts, Stitt 16 pts

<sup>A</sup> - overtime; Note: 1990 games vacated.






# NCAA TOURNAMENT RECORDS

Name	Trn	GP	FG-A	Pct	3Pt-A	Pct	FT-A	Pct	Reb	PF	A-T	B-S	Min	Pts	Avg
Zavier Anderson	1	2	0-1	.000	0-0	.000	0-0	.000	5	4	1-6	0-2	20	0	0.0
Catalin Baciu	1	1	0-0	.000	0-0	.000	0-0	.000	0	0	0-0	0-0	1	0	0.0
Jonah Baize	1	1	0-0	.000	0-0	.000	0-0	.000	0	0	0-0	0-0	1	0	0.0
<b>Devin Booker</b>	<b>2</b>	<b>3</b>	<b>9-19</b>	<b>.474</b>	<b>1-3</b>	<b>.333</b>	<b>6-8</b>	<b>.750</b>	<b>19</b>	<b>7</b>	<b>5-5</b>	<b>2-0</b>	<b>70</b>	<b>25</b>	<b>8.3</b>
Trevor Booker	3	3	14-24	.583	0-0	.000	7-15	.467	26	9	7-5	3-5	87	35	11.7
Colby Brown	2	4	0-2	.000	0-0	.000	1-2	.500	2	0	0-1	1-0	14	1	0.3
Michael Brown	1	1	6-7	.857	2-3	.667	0-0	.000	1	3	1-0	2-0	20	14	14.0
Wayne Buckingham	1	3	3-8	.375	0-0	.000	1-4	.250	6	2	0-4	0-0	24	7	2.3
Greg Buckner	3	5	31-61	.510	2-7	.286	18-28	.642	25	13	14-5	1-1	160	72	14.4
Elden Campbell	3	6	36-64	.562	1-2	.500	14-21	.667	36	21	1-18	14-4	170	87	14.5
John Campbell	1	4	14-23	.608			4-12	.333	28	13	4-9	1-1	94	32	8.0
Marion Cash	2	5	15-38	.395	4-8	.500	18-27	.667	21	16	23-19	0-3	168	52	10.4
Brian Chester	1	1	0-0	.000	0-0	.000	0-0	.000	0	0	0-0	0-0	0	0	0.0
Tony Christie	3	5	11-25	.440	4-11	.363	6-11	.554	4	10	3-9	1-2	91	32	6.4
Merl Code	1	3	7-30	.233	4-19	.211	19-23	.830	11	7	4-3	1-1	100	37	12.3
Bobby Conrad	1	4	6-16	.375			10-15	.667	7	16	15-10	0-4	103	22	5.5
Dale Davis	2	5	23-36	.638	0-0	.000	17-26	.654	57	10	2-9	7-6	169	63	12.6
Chris Dodds	1	4	12-23	.521			5-8	.625	6	4	11-12	3-1	83	29	7.3
Derrick Forrest	2	5	24-48	.500	4-14	.286	6-9	.667	25	12	15-14	4-7	152	58	11.6
Fred Gilliam	1	4	18-32	.563			5-6	.833	20	7	7-4	0-0	98	41	10.3
Horace Grant	1	1	7-11	.636	0-0	.000	2-3	.667	7	3	2-6	0-3	40	16	16.0
Jerai Grant	3	4	20-37	.541	0-0	.000	9-12	.750	24	6	4-4	4-1	106	49	12.3
Cliff Hammonds	1	1	4-10	.400	0-6	.000	0-0	.000	7	2	2-0	0-2	32	8	8.0
Bill Harder	2	2	1-3	.333	1-2	.500	0-0	.000	3	1	0-0	0-0	15	6	3.0
Jeff Holstein	1	1	0-0	.000			0-0	.000	0	0	0-0	0-0	1	0	0.0
Kirkland Howling	2	5	4-18	.222	3-15	.200	3-5	.600	5	5	1-3	0-0	55	14	2.8
Iker Iturbe	2	4	11-29	.380	2-6	.333	8-16	.500	23	11	9-10	0-5	92	32	8.0
Harold Jamison	3	5	12-21	.571	0-0	.000	2-7	.286	32	13	5-9	5-2	117	26	5.2
Anthony Jenkins	1	1	0-2	.000	0-1	.000	0-0	.000	2	0	2-1	0-1	10	0	0.0
<b>Milton Jennings</b>	<b>2</b>	<b>3</b>	<b>4-11</b>	<b>.364</b>	<b>1-5</b>	<b>.200</b>	<b>7-8</b>	<b>.875</b>	<b>7</b>	<b>6</b>	<b>5-3</b>	<b>0-0</b>	<b>41</b>	<b>16</b>	<b>5.3</b>
Danny Johnson	1	1	2-3	.667	2-3	.667	0-0	.000	0	1	0-0	0-0	5	6	6.0
Noel Johnson	1	1	2-5	.400	2-4	.500	0-0	.000	0	2	0-1	0-0	15	6	6.0
Ricky Jones	2	4	3-7	.428			1-3	.333	4	2	3-3	1-0	31	7	1.8
Andrius Jurkunas	2	4	7-14	.500	5-10	.500	1-2	.500	7	6	0-3	1-1	43	20	5.0
Tim Kincaid	1	2	0-5	.000			1-2	.500	1	3	3-4	1-2	19	1	0.5
Shawn Lastinger	1	2	1-3	.333	1-2	.500	0-0	.000	1	1	1-0	0-0	6	3	3.0
Grayson Marshall	1	1	1-2	.500	1-1	1.000	0-0	.000	2	2	5-4	0-0	37	3	3.0
James Mays	1	1	1-2	.500	0-0	.000	2-6	.333	3	5	1-3	0-1	30	4	4.0
Terrell McIntyre	3	5	23-53	.444	6-18	.333	11-11	1.000	11	12	17-11	1-10	190	63	12.6
Larry Middleton	1	1	4-8	.500	0-2	.000	3-3	1.000	3	5	4-1	0-1	27	11	11.0
Johnny Miller	1	1	4-10	.400	2-6	.333	0-0	.000	3	2	2-1	0-1	23	10	10.0
Larry Nance	1	4	23-48	.479			12-20	.600	37	13	8-13	3-2	126	58	14.5
Bryan Narcisse	2	3	1-3	.333	0-1	.000	0-0	.000	3	6	1-0	0-1	17	2	0.7
Terrence Oglesby	2	2	2-19	.105	2-15	.133	8-8	1.000	4	5	2-5	0-1	32	14	7.0
Sam Perry	1	1	1-4	.250	0-0	.000	0-0	.000	2	3	0-1	0-0	15	2	2.0
David Potter	3	3	4-17	.235	2-9	.222	2-3	.667	6	10	2-3	0-0	53	12	4.0
Jerry Pryor	2	3	4-10	.400			0-1	.000	6	2	2-1	1-0	47	8	2.7
K.C. Rivers	2	2	9-28	.321	4-16	.250	6-6	1.000	13	4	4-3	2-4	59	28	14.0
Bill Ross	1	4	2-3	.667			0-0	.000	2	0	0-0	0-0	13	4	1.0
Tanner Smith	3	4	6-23	.261	0-6	.000	5-6	.833	13	9	8-7	0-6	124	17	4.3
Cory Stanton	1	2	2-2	1.000	0-0	.000	0-0	.000	0	1	3-0	0-0	13	4	2.0
Demontez Stitt	4	5	21-48	.438	9-19	.474	9-11	.818	14	14	16-17	3-4	144	60	12.0
Raymond Sykes	2	2	6-8	.750	0-0	.000	0-0	.000	6	3	0-0	2-0	30	12	6.0
Michael Tait	1	1	2-6	.333	2-4	.500	0-0	.000	3	3	2-1	0-0	26	6	6.0
Sean Tyson	1	3	13-25	.520			2-8	.250	18	1	7-5	0-4	63	28	9.3
Vincent Whitt	2	4	2-7	.286	0-0	.000	1-3	.333	9	8	2-1	0-0	38	5	1.3
Tom Wideman	3	5	10-18	.556	0-0	.000	6-12	.500	31	13	10-7	1-2	101	26	5.2
Billy Williams	1	4	31-67	.462			14-18	.778	15	10	16-14	1-4	142	76	19.0
Mitchell Wiggins	1	4	8-17	.470			0-4	.000	8	8	1-1	0-0	56	16	4.0
Mohamed Woni	2	4	4-9	.444	0-0	.000	10-10	1.000	12	6	1-9	1-0	74	18	4.5
Horace Wyatt	1	4	8-18	.444			1-4	.250	18	12	6-6	0-1	90	17	4.3
Andre Young	3	4	17-35	.486	14-28	.500	10-10	1.000	7	5	8-3	0-6	114	58	14.5
David Young	2	5	10-22	.454	6-15	.300	2-2	1.000	7	8	12-10	2-2	95	28	5.6



JERAI GRANT



BILLY WILLIAMS

## Clemson's NCAA Tournament Statistical Leaders

POINTS			THREE-POINT GOALS			REBOUNDS			STEALS		
Player	Pts		Player	3FGs		Player	Rebs		Player	Stls	
Greg Buckner	31		Andre Young	14		Dale Davis	57		Terrell McIntyre	10	
Elden Campbell	87		Demontez Stitt	9		Larry Nance	37		Derrick Forrest	7	
Billy Williams	76		David Young	6		Elden Campbell	36		Dale Davis	6	
Greg Buckner	72		Terrell McIntyre	6		Harold Jamison	32		Tanner Smith	6	
Terrell McIntyre	63								Andre Young	6	
Dale Davis	63										
SCORING AVERAGE			FREE THROWS			ASSISTS			BLOCKED SHOTS		
Player	GP	PPG	Player	FTs		Player	Asts		Player	Blks	
Billy Williams	4	19.0	Merl Code	19		Marion Cash	23		Elden Campbell	14	
Horace Grant	1	16.0	Greg Buckner	18		Terrell McIntyre	17		Dale Davis	7	
Elden Campbell	6	14.5	Marion Cash	18		Billy Williams	16		Harold Jamison	5	
Larry Nance	4	14.5	Dale Davis	17		Demontez Stitt	16				
Andre Young	4	14.5									
FIELD GOALS			FREE THROW PERCENTAGE			MINUTES PLAYED					
Player	FGs		Player	FT-A	Pct	Player	Mins				
Elden Campbell	36		Terrell McIntyre	11-11	1.000	Terrell McIntyre	190				
Billy Williams	31					Elden Campbell	170				
						Dale Davis	169				
						Marion Cash	168				

2012-13 MEN'S BASKETBALL GUIDE





# ACC TOURNAMENT HISTORY

- OVERVIEW
- PLAYERS
- STAFF
- TRADITION
- REVIEW
- RECORDS

Date	Site	CU Seed	Opponent (Seed)	W / L	Margin	Score	CU Top Scorer	Opp. Top Scorer
3-5-54	Raleigh	7	Maryland (2)	L	-16	59-75	Bill Yarborough (25)	Gene Shue (28)
3-3-55	Raleigh	8	NC State (1)	L	-25	76-101	Bill Yarborough (34)	Ronnie Shavlik (27)
3-1-56	Raleigh	8	NC State (1)	L	-4	84-88	Vince Yockel (25)	John Maglio (27)
3-7-57	Raleigh	8	North Carolina (1)	L	-20	61-81	Brinkley/Yockel (16)	Len Rosenbluth (45)
3-6-58	Raleigh	6	North Carolina (3)	L	-11	51-62	Walt Gibbons (17)	Pete Brennan (22)
3-5-59	Raleigh	7	North Carolina (2)	L	-24	69-93	G. Krajack/E. Krajack (16)	Lee Shaffer (21)
3-3-60	Raleigh	7	Wake Forest (2)	L	-15	59-74	George Krajack (19)	Len Chappell (24)
3-2-61	Raleigh	5	Maryland (4)	L	-16	75-91	Choppy Patterson (28)	Robert Eicher (23)
3-1-62	Raleigh	6	NC State (3)	W	+21	67-46	Brennan/T. Mahaffey (15)	Russ Marvel (12)
3-2-62	Raleigh	6	Duke (2)	W	+5	77-72	Jim Brennan (34)	Art Heyman (27)
3-3-62	Raleigh	6	Wake Forest (1)	L	-11	66-77	Jim Brennan (21)	Len Chappell (31)
2-28-63	Raleigh	4	NC State (5)	L	-1	78-79	Gary Burnisky (15)	Pete Auksrel (12)
3-5-64	Raleigh	3	Maryland (6)	W	+14	81-67	Nick Milasnovich (30)	George Suder (13)
3-6-64	Raleigh	3	Wake Forest (2)	L	-22	64-86	Jim Brennan (19)	Bob Leonard (25)
3-4-65	Raleigh	6	Maryland (3)	L	-11	50-61	Randy Mahaffey (18)	Gary Ward (18)
3-3-66	Raleigh	3	South Carolina (6)	L	-8	52-60	Garry Helms (17)	Skip Harlieka (22)
3-9-67	Greensboro	4	Wake Forest (5)	L	-2	61-63	Randy Mahaffey (21)	Jerry Montgomery (18)
3-7-68	Greensboro	7	Duke (2)	L	-3	40-43	Randy Mahaffey (16)	Mike Lewis (13)
3-6-69	Charlotte	8	North Carolina (1)	L	-24	70-94	Butch Zatezalo (28)	Clark/Delany (22)
3-5-70	Charlotte	8	South Carolina (1)	L	-1	33-34	Ronnie Yates (12)	Tom Owens (9)
3-11-71	Greensboro	8	North Carolina (1)	L	-35	41-76	Dave Thomas (17)	Lee Dedmon (15)
3-9-72	Greensboro	7	Maryland (2)	L	-2	52-54	Mike Browning (21)	Tom McMullen (16)
3-8-73	Greensboro	6	Maryland (3)	L	-16	61-77	Van Gregg (14)	Jim O'Brien (21)
3-7-74	Greensboro	5	Virginia (4)	L	-5	63-68	Tree Rollins (17)	Gus Gerard (30)
3-6-75	Greensboro	3	Duke (6)	W	+2	78-76	Wayne Croft (20)	Will Hodge (16)
3-7-75	Greensboro	3	North Carolina (2)	L	-5	71-76	Skip Wise (22)	Phil Ford (29)
3-4-76	Landover	4	Wake Forest (5)	W	+13	76-63	Stan Rome (20)	Brown/Shellenberger (14)
3-5-76	Landover	4	North Carolina (1)	L	-8	74-82	Stan Rome (18)	Walter Davis (17)
3-3-77	Greensboro	3	Duke (6)	W	+8	82-74	Stan Rome (19)	Jim Spanarkel (23)
3-4-77	Greensboro	3	Virginia (7)	L	-12	60-72	Tree Rollins (14)	Bobby Stokes (16)
3-1-78	Greensboro	7	Duke (2)	L	-11	72-83	John Campbell (16)	Kenny Denard (22)
3-1-79	Greensboro	5	Maryland (4)	L	-8	67-75	Billy Williams (15)	Albert King (20)
2-28-80	Greensboro	4	Virginia (5)	W	+8	57-49	Williams/Nance (14)	Ralph Sampson (17)
2-29-80	Greensboro	4	Maryland (1)	L	-6	85-91	Billy Williams (19)	Albert King (38)
3-5-81	Landover	6	Wake Forest (3)	L	-9	71-80	Larry Nance (27)	Frank Johnson (32)
3-5-82	Greensboro	7	Virginia (2)	L	-2	54-56	Vince Hamilton (22)	Ralph Sampson (13)
3-11-83	Atlanta	8	North Carolina (1)	L	-26	79-105	Raymond Jones (27)	Doherty/Jordan (28)
3-9-84	Greensboro	8	North Carolina (1)	L	-12	66-78	Murray Jarman (28)	Matt Doherty (22)
3-8-85	Atlanta	6	NC State (3)	L	-7	63-70	Glenn Corbit (22)	Spud Webb (18)
3-7-86	Greensboro	7	Georgia Tech (2)	L	-18	61-79	Horace Grant (22)	Ferrell-Price (20)
3-6-87	Landover	2	Wake Forest (7)	L	-7	62-69	Horace Grant (19)	Bogues/Watson (21)
3-11-88	Greensboro	7	NC State (2)	L	-7	72-79	Elden Campbell (19)	Charles Shackelford (26)
3-10-89	Atlanta	6	Virginia (3)	L	-17	73-90	Dale Davis (21)	John Crotty (18)
3-9-90	Charlotte	1	Wake Forest (8)	W	+9	79-70	Forrest/Tyson (16)	Chris King (21)
3-10-90	Charlotte	1	Virginia (5)	L	-3	66-69	Dale Davis (21)	John Crotty (16)
3-8-91	Charlotte	8	North Carolina (1)	L	-8	59-67	Dale Davis (15)	Hubert Davis (15)
3-12-92	Charlotte	9	Maryland (8)	L	-6	75-81	Chris Whitney (28)	Walt Williams (38)
3-12-93	Charlotte	7	Florida State (2)	W	+12	87-75	Sharone Wright (14)	James Edwards (22)
3-13-93	Charlotte	7	Georgia Tech (6)	L	-8	61-69	Chris Whitney (21)	James Forrest (26)
3-10-94	Charlotte	8	NC State (9)	W	+13	76-63	Devin Gray (23)	Lakista McCuller (14)
3-11-94	Charlotte	8	Duke (1)	L	-13	64-77	Devin Gray (19)	Grant Hill (23)
3-10-95	Greensboro	7	North Carolina (2)	L	-16	62-78	Greg Buckner (15)	Donald Williams (15)
3-8-96	Greensboro	6	North Carolina (3)	W	+2	75-73	Buckner, McIntyre (20)	Jeff McInnis (22)
3-9-96	Greensboro	6	Wake Forest (2)	L	-8	60-68	Greg Buckner (16)	Tim Duncan (22)
3-7-97	Greensboro	4	Maryland (5)	L	-15	61-76	Greg Buckner (17)	Obinna Ekezie (20)
3-6-98	Greensboro	5	Wake Forest (4)	W	+19	75-56	Greg Buckner (31)	Robert O'Kelley (23)
3-7-98	Greensboro	5	Duke (1)	L	-2	64-66	Iker Iturbe (19)	Roshown McLeod (17)
3-4-99	Charlotte	7	Florida State (8)	L	-2	85-87	Terrell McIntyre (28)	Terrell Baker (28)
3-9-00	Charlotte	9	Duke (1)	L	-31	63-94	Will Solomon (14)	Shane Battier (19)
3-8-01	Atlanta	9	Florida State (8)	W	+2	66-64	Ray Henderson (15)	Antwuan Dixon (23)
3-9-01	Atlanta	9	North Carolina (1)	L	-18	81-99	Will Solomon (23)	Jason Capel (23)
3-7-02	Charlotte	9	Florida State	L	-7	84-91	Edward Scott (23)	Delvon Arrington (24)
3-13-03	Greensboro	8	Florida State	L	-11	61-72	Shawan Robinson (14)	Tim Pickett (22)
3-11-04	Greensboro	9	Virginia (8)	L	-4	79-83	Vernon Hamilton (19)	Todd Billet (20)
3-10-05	Washington, D.C.	9	Maryland (8)	W	+12	84-72	Shawan Robinson (24)	Chris McCray (24)
3-11-05	Washington, D.C.	9	North Carolina (1)	L	-7	81-88	Shawan Robinson (17)	Raymond Felton (29)
3-9-06	Greensboro	9	Miami, FL (8)	L	-3	63-66	Vernon Hamilton (17)	Guillermo Diaz (22)
3-8-07	Tampa	8	Florida State (9)	L	-1	66-67	Trevor Booker (18)	Al Thornton (25)
3-14-08	Charlotte	3	Boston College (11)	W	+34	82-48	James Mays (15)	Tyrese Rice (15)
3-15-08	Charlotte	3	Duke (2)	W	+4	78-74	Trevor Booker (18)	Greg Paulus (17)
3-16-08	Charlotte	3	North Carolina (1)	L	-5	81-86	K.C. Rivers (28)	Wayne Ellington (24)
3-12-09	Atlanta	5	Georgia Tech (12)	L	-5	81-86	Trevor Booker (17)	Lewis Clinch (32)
3-11-10	Greensboro	6	NC State (11)	L	-2	57-59	Trevor Booker (17)	Tracy Smith (19)
3-11-11	Greensboro	4	Boston College (5)	W	+23	70-47	Demontez Stitt (20)	Joe Trapani (20)
3-12-11	Greensboro	4	North Carolina (1)	L	-5	87-92	Demontez Stitt (25)	Harrison Barnes (40)
3-8-12	Atlanta	7	Virginia Tech (10)	L	-5	63-68	Devin Coleman (15)	Erick Green (24)

^ - overtimes





# ACC TOURNAMENT RECORDS

vs. Boston College (2-0)																	
Year	W/L	CU	DU	Rd	Site	CU Top Scorer	BC Top Scorer										
2008	W	82	48	Quar	Char.	Mays (15)	Rice (15)	Quar	Char.	Zatezalo (28)	Bunting, Clark (22)						
2011	W	70	47	Quar	Gre.	Stitt (20)	Trapani (20)	Quar	Gre.	Thomas (17)	Dedmon (15)						
vs. Duke (4-5)																	
Year	W/L	CU	DU	Rd	Site	CU Top Scorer	DU Top Scorer										
1962	W	77	72	Semi	Ral.	Brennan (34)	Heyman (27)	Semi	Gre.	Wise (22)	Ford (29)						
1968	L	40	43	Quar	Gre.	Mahaffey (16)	Lewis (13)	Semi	Lan.	Rome (18)	Davis (17)						
1975	W	78	76	Quar	Gre.	Croft (20)	Hodge (16)	Quar	Atl.	Jones (27)	Doherty, Jordan (28)						
1977	W	78	76	Quar	Gre.	Rome (19)	Spanarkel (23)	Quar	Gre.	Jarman (28)	Doherty (22)						
1978	L	72	83	Quar	Gre.	Campbell (16)	Dennard (22)	Quar	Char.	D. Davis (15)	H. Davis (15)						
1994	L	64	77	Quar	Char.	Gray (19)	Topll (23)	First	Gre.	Buckner (15)	Williams (15)						
1998	L	64	66	Quar	Gre.	Iturbe (19)	McLeod (17)	First	Gre.	Buckner, McIntyre (20)	McInnis (22)						
2000	L	63	94	First	Char.	Solomon (14)	Battier (19)	Quar	Atl.	Solomon (23)	Capel (23)						
2008	W	78	74	Semi	Char.	Booker (18)	Paulus (17)	Quar	DC	Robinson (17)	Felton (29)						
								Final	Char.	Rivers (28)	Ellington (24)						
								2011*	L	87	92	Semi	Gre	Stitt (25)	Barnes (40)		
vs. Florida State (2-4)																	
Year	W/L	CU	GT	Rd	Site	CU Top Scorer	FS Top Scorer										
1993	W	87	75	Quar	Char.	Wright (24)	Edwards (22)	Year	W/L	CU	NCS	Rd	Site	CU Top Scorer	NCS Top Scorer		
1999	L	85	87	First	Char.	McIntyre (28)	Baker (28)	1955	L	76	101	Quar	Ral.	Yarborough (34)	Shavik (27)		
2001	W	66	654	First	Atl.	Henderson (15)	Dixon (23)	1956	L	84	88	Quar	Ral.	Yockel (25)	Maglio (27)		
2002	L	84	91	First	Char.	Scott (23)	Arrington (24)	1962	W	67	46	Quar	Ral.	Brennan, T. Mahaffey (15)	Marvel (12)		
2003	L	61	72	First	Gre.	Robinson (14)	Pickett (22)	1963	L	78	79	Quar	Ral.	Burnisky (15)	Auksel (12)		
2007	L	66	67	First	Tam.	Booker (18)	Thornton (25)	1985	L	63	70	Quar	Atl.	Corbit (26)	Marvel (18)		
								1988	L	72	79	Quar	Gre.	Campbell (19)	Shackelford (26)		
								1994	W	76	63	First	Char.	Gray (19)	McCuller (14)		
								2010	L	57	59	First	Gre.	T. Booker (17)	Smith (19)		
vs. Georgia Tech (0-3)																	
Year	W/L	CU	GT	Rd	Site	CU Top Scorer	GT Top Scorer										
1986	L	61	79	Quar	Gre.	Grant (22)	Ferrell, Price (20)	vs. N.C. State (2-6)									
1993	L	61	69	Quar	Char.	Whitney (21)	Forrest (26)	Year	W/L	CU	NCS	Rd	Site	CU Top Scorer	NCS Top Scorer		
2009	L	81	85	First	Atl.	Booker (17)	Clinch (32)	1955	L	76	101	Quar	Ral.	Yarborough (34)	Shavik (27)		
								1956	L	84	88	Quar	Ral.	Yockel (25)	Maglio (27)		
								1962	W	67	46	Quar	Ral.	Brennan, T. Mahaffey (15)	Marvel (12)		
								1963	L	78	79	Quar	Ral.	Burnisky (15)	Auksel (12)		
								1985	L	63	70	Quar	Atl.	Corbit (26)	Marvel (18)		
								1988	L	72	79	Quar	Gre.	Campbell (19)	Shackelford (26)		
								1994	W	76	63	First	Char.	Gray (19)	McCuller (14)		
								2010	L	57	59	First	Gre.	T. Booker (17)	Smith (19)		
vs. Maryland (2-9)																	
Year	W/L	CU	MD	Rd	Site	CU Top Scorer	MD Top Scorer										
1954	L	59	75	Quar	Ral.	Yarborough (25)	Shue (28)	vs. South Carolina (0-2)									
1961	L	75	81	Quar	Ral.	Patterson (28)	Eicher (23)	Year	W/L	CU	SC	Rd	Site	CU Top Scorer	SC Top Scorer		
1964	W	81	67	Quar	Ral.	Milasinovich (30)	Suder (13)	1966	L	52	60	Quar	Ral.	Helms (17)	Harlicka (22)		
1965	L	50	61	Quar	Ral.	Mahaffey (18)	Ward (18)	1970	L	33	34	Quar	Char.	Yates (12)	Owens (9)		
1972	L	53	54	Quar	Gre.	Browning (21)	McMillen (16)										
1973	L	61	77	Quar	Gre.	Gregg (14)	O'Brien (21)										
1979	L	67	75	Quar	Gre.	Williams (15)	King (20)										
1980	L	85	91	Semi	Gre.	Williams (19)	King (38)										
1992	L	75	81	First	Char	Whitney (18)	Williams (38)										
1997	L	67	76	First	Gre.	Buckner (17)	Ekezie (20)										
2005	W	84	72	First	DC	Robinson (24)	McCray (24)										
vs. Miami (FL) (0-1)																	
Year	W/L	CU	UM	Rd	Site	CU Top Scorer	UM Top Scorer										
2006	L	66	63	First	Gre.	Hamilton (17)	Diaz (22)	vs. Virginia (1-6)									
								Year	W/L	CU	VA	Rd	Site	CU Top Scorer	VA Top Scorer		
								1974	L	63	68	Quar	Gre.	Rollins (17)	Gerard (30)		
								1977	L	60	72	Semi	Gre.	Rollins (14)	Stokes (16)		
								1980	W	57	49	Quar	Gre.	Nance, Williams (14)	Sampson (17)		
								1982	L	54	56	Quar	Gre.	Hamilton (22)	Sampson (13)		
								1989	L	73	90	Quar	Atl.	Davis (21)	Crotty (18)		
								1990	L	66	69	Semi	Char.	Davis (21)	Crotty (16)		
								2004	L	79	83	First	Gre.	Hamilton (19)	Billet (20)		
vs. North Carolina (1-15)																	
Year	W/L	CU	NC	Rd	Site	CU Top Scorer	NC Top Scorer										
1957	L	61	81	Quar	Ral.	Brink (16)	Rosenbluth (45)	vs. Virginia Tech (0-1)									
1958	L	51	62	Quar	Ral.	Brennan (22)	Ribbons (17)	Year	W/L	CU	VA	Rd	Site	CU Top Scorer	VA Top Scorer		
1959	L	69	93	Quar	Ral.	E. Krajack, G. Krajack (16)	Shaffer (21)	2012	L	63	68	First	Atl.	Coleman (15)	Green (24)		
								vs. Wake Forest (2-7)									
								Year	W/L	CU	WF	Rd	Site	CU Top Scorer	WF Top Scorer		
								1960	L	59	74	Quar	Ral.	G. Krajack (19)	Chappell (24)		
								1962	L	66	77	Final	Ral.	Brennan (21)	Chappell (31)		
								1964	L	64	86	Semi	Ral.	Brennan (19)	Leonard (25)		
								1967**	L	61	63	Quar	Gre.	Ra. Mahaffey (21)	Montgomery (18)		
								1976	W	76	63	Quar	Lan.	Rome (20)	Shellenberger (14)		
								1981	L	71	80	Quar	Lan.	Nance (27)	Johnson (32)		
								1987	L	62	69	Quar	Lan.	Grant (19)	Bogues, Watson (21)		
								1990	W	79	70	Quar	Char.	Forrest, Tyson (16)	King (21)		
								1996	L	60	68	Quar	Gre.	Buckner (16)	Duncan (22)		

- OVERVIEW
- PLAYERS
- STAFF
- TRADITION
- REVIEW
- RECORDS

## TEAM SUPERLATIVES

Points:	87	vs. Florida State (1st), 1993; North Carolina (Semi), 2011	105	by North Carolina (1st), 1983
Field Goals:	36	vs. Maryland (Semi), 1980	36	by many
Field Goal Attempts:	83	vs. NC State (1st), 1955	97	by NC State (1st), 1955
Field Goal Percentage:	.700	vs. South Carolina (14-20) (1st), 1970	.610	by Maryland (36-59) (Semi), 1980
3-Point Goals:	12	vs. North Carolina (2nd), 2001	17	by Duke (1st), 2000
3-Point Attempts:	29	vs. Georgia Tech (2nd), 1993	29	by Duke (1st), 2000
Free Throws:	30	vs. NC State (1st), 1956	37	by North Carolina (2nd), 2005
Free Throw Attempts:	43	vs. Maryland (1st), 1954	47	by North Carolina (2nd), 2005
Free Throw Percentage:	.895	vs. North Carolina (1st), 1958	.941	by Duke (16-17) (Semi), 2008
Rebounds:	55	vs. Wake Forest (1st), 1976	67	by NC State (1st), 1955
Rebound Margin:	+20	vs. Florida State (1st), 1999	+27	by North Carolina (1st), 1969
Assists:	24	vs. Maryland (2nd), 1980; vs. North Carolina (1st), 1984	23	by Maryland (2nd), 1980
Blocked Shots:	11	vs. Maryland (1st), 1992	11	by Duke (2nd), 1994
Steals:	15	vs. Duke (1st), 1977	15	by Duke (1st), 2000

## INDIVIDUAL SUPERLATIVES

Points:	34	by Bill Yarborough vs. NC State (1st), 1955	45	by Lennie Rosenbluth of North Carolina (1st), 1957
Field Goals:	15 <td>by Bill Yarborough vs. NC State (1st), 1955</td> <td>19</td> <td>by Lennie Rosenbluth of North Carolina (1st), 1957</td>	by Bill Yarborough vs. NC State (1st), 1955	19	by Lennie Rosenbluth of North Carolina (1st), 1957
Field Goals Attempts:	42	by Bill Yarborough vs. NC State (1st), 1955	31	by Lennie Rosenbluth of North Carolina (1st), 1957
Field Goal Percentage (Min. 10 Att):	.769	by Glenn Corbit vs. NC State (10-13) (1st), 1985	.833	by Greg Manning of Maryland (12-14) (2nd), 1980
3-Point Goals:	7	by Will Solomon vs. North Carolina (2nd), 2001	6	by Jason Capel of North Carolina (2nd), 2001
3-Point Attempts:	16	by Terrell McIntyre vs. Florida State (1st), 1999	12	by Harrison Barnes of North Carolina (Semi), 2011
3-Point Percentage:	.800	by Chris Whitney vs. Florida State (4-5) (1st), 1993	1.000	by Walt Williams of Maryland (1st), 1992
Free Throws:	11	by Vince Yockel vs. NC State (1st), 1956	15	by Lewis Clinch of Georgia Tech (1st), 2009
Free Throw Attempts:	16	by Bill Yarborough vs. Maryland (1st), 1954	18	by Mike Dunleavy of Duke (4-4) (1st), 2000
Free Throw Percentage (Min. 10 Att):	.909	by Jim Brennan vs. Wake Forest (10-11) (Semi), 1962	.929	by Jason Capel of North Carolina (6-6) (2nd), 2001
Rebounds:	20	by Harold Jamison vs. Florida State (1st), 1999	21	by Phil Ford of North Carolina (Semi), 1975
Assists:	11	by Bobby Conrad vs. Maryland (Semi), 1980	18	by Phil Ford of North Carolina (Semi), 1975
Minutes:	50	by Randy Mahaffey vs. Wake Forest, (1st), 1967	50	by Lee Shaffer of North Carolina (1st), 1959
Blocked Shots:	8	by Jim Sutherland vs. Wake Forest, (1st), 1967	13	by Drew Barry of Georgia Tech (2nd), 1993
Steals:	6	by Sharon Wright vs. Maryland (1st), 1992	50	by Paul Long of Wake Forest, (1st), 1967
		by Edward Scott vs. Duke (1st), 2000	50	by Jerry Montgomery of Wake Forest (1st), 1967
		by K.C. Rivers vs. North Carolina (final), 2008	10	by Cherokee Parks of Duke (2nd), 1994
			6	by Mark Price of Georgia Tech (1st), 1986

2012-13 MEN'S BASKETBALL GUIDE



# NIT RESULTS & RECORDS

- OVERVIEW
- PLAYERS
- STAFF
- TRADITION
- REVIEW
- RECORDS

	TEAM	
Category	Clemson	Opponent
Points:	99 vs. Middle Tennessee, 3-13-1986	91 by Providence, 3-15-1975
Field Goals:	37 vs. Providence, 3-15-1975	36 by Providence, 3-15-1975
Field Goal Attempts:	73 vs. Temple, 3-12-1981	76 by Middle Tennessee, 3-13-1986
Field Goal %:	.654 (34-54) vs. West Virginia, 3-21-1994	.627 by Providence, 3-15-1975
3-Point Goals:	10 vs. West Virginia, 3-21-1994	14 by Xavier, 3-23-1999
3-Point Attempts:	28 vs. California, 3-25-1999	37 by Auburn, 3-18-1993
Free Throws:	25 vs. Middle Tennessee, 3-13-1986	34 by Temple, 3-12-1981
Free Throw Attempts:	34 vs. Syracuse, 3-21-2007	47 by Temple, 3-12-1981
Free Throw %:	.875 (7-8) vs. Mississippi, 3-12-1982	.889 (16-18) by Xavier, 3-23-1999
Rebounds:	57 vs. Georgia, 3-10-1999	45 by Wyoming, 3-20-1986
Rebound Margin:	+22 vs. West Virginia, 3-21-1994	+12 by Wyoming, 3-20-1986
Assists:	23 vs. many	18 by West Virginia, 3-29-2007
Turnovers:	20 vs. West Virginia, 3-21-1994	24 by Mississippi, 3-19-2007
Blocked Shots:	8 vs. Mississippi, 3-19-2007	4 by Tennessee-Chattanooga, 3-15-1985
		by East Tennessee State, 3-14-2007
		by Mississippi, 3-19-2007
Steals:	14 vs. Mississippi, 3-19-2007	14 by Texas A&M, 3-16-2005

	INDIVIDUAL	
Category	Clemson	Opponent
Points:	34 by Larry Nance vs. Temple, 3-12-1981	27 by Billy McCaffrey (Vanderbilt), 3-23-1994
Field Goals:	12 by Horace Grant vs. Georgia, 3-17-1986	12 by Joe Hassett (Providence), 3-15-1975
		by Gerald Wilkins (Tennessee-Chattanooga), 3-15-1985
Field Goals Attempts:	20 by Devin Gray vs. Vanderbilt, 3-23-1994	20 by Don Hartry (Providence), 3-15-1975
	by Terrell McIntyre vs. California, 3-25-1999	by Kim Cooksey (Middle Tennessee), 3-13-1986
Field Goal % (Min. 10 Att):	.900 (9-10) by Devin Gray vs. West Virginia, 3-21-1994	.750 (12-16) by Joe Hassett (Providence), 3-15-1975
3-Point Goals:	6 by Bruce Martin at Virginia Tech, 3-17-1995	6 by Wesley Person (Auburn), 3-18-1993
		by Bernard Haslett (Southern Mississippi), 3-17-1994
		by Frank Young (West Virginia), 3-29-2007
3-Point Attempts:	11 by K.C. Rivers vs. West Virginia, 3-29-2007	14 by Bernard Haslett (Southern Mississippi), 3-17-1994
3 Point %:	1.000 (5-5) by Corey Wallace vs. West Virginia, 3-21-1994	1.000 (4-4) by Billy McCaffrey (Vanderbilt), 3-23-1994
Free Throws:	12 by Larry Nance vs. Temple, 3-12-1981	10 by Ray Harrison (Georgia), 3-10-1999
Free Throw Attempts:	15 by Larry Nance vs. Temple, 3-12-1981	14 by Ray Harrison (Georgia), 3-10-1999
Free Throw % (Min. 10 Att):	.917 (11-12) by Horace Grant vs. Middle Tennessee, 3-13-1986	100.0 (8-8) by Lavon Williams (Kentucky), 3-7-1979
Rebounds:	17 by Tom Wideman vs. Butler, 3-18-1999	16 by Ronnie McAdoo (Old Dominion), 3-12-1979
		by Fennis Dembo (Wyoming), 3-20-1986
Assists:	13 by Grayson Marshall vs. Middle Tennessee, 3-13-1986	9 by Sean Dent (Wyoming), 3-20-1986
	by Lou Richie vs. Southern Mississippi, 3-17-1994	
Minutes:	45 by Larry Nance vs. Old Dominion, 3-12-1979	50 by Ronnie McAdoo (Old Dominion), 3-12-1979
Blocked Shots:	5 by Sharone Wright vs. Auburn, 3-18-1993	3 by Roger Steig (Mississippi), 3-12-1982
Steals:	5 by Vernon Hamilton vs. Mississippi, 3-19-2007	6 by Thomas Jackson (Butler), 3-18-1999
	by Cliff Hammonds vs. West Virginia, 3-29-2007	

## Clemson's National Invitation Tournament History - Game-by-Game (15-14)

Date	Site	Opponent	W	L	Margin	Score	Clemson Top Scorer	Opponent Top Scorer
3-15-75	New York, NY	Providence		L	-5	86-91	Stan Rome (20)	Joe Hassett (24)
3-7-79	Lexington, KY	Kentucky	W		+1	68-67 OT	Billy Williams (16)	Kyle Macy (21)
3-12-79	Clemson, SC	Old Dominion		L	-2	59-61 OT	Billy Williams (14)	Ronnie McAdoo (14)
3-12-81	Clemson, SC	Temple		L	-8	82-90	Larry Nance (34)	Keith Parham (25)
3-12-82	Clemson, SC	Mississippi		L	-4	49-53	Horace Wyatt (14)	Carlos Clark (25)
3-15-85	Chattanooga, TN	Tennessee-Chattanooga		L	-2	65-67	Grant/Hamilton (16)	Gerald Wilkins (26)
3-13-86	Clemson, SC	Middle Tennessee	W		+18	99-81	Horace Grant (33)	Kim Cooksey (25)
3-17-86	Athens, GA	Georgia	W		+12	77-65	Grant/Corbit (24)	Donald Hartry (17)
3-20-86	Laramie, WY	Wyoming		L	-5	57-62	Grayson Marshall (19)	Fennis Dembo (19)
3-18-88	Hattiesburg, MS	Southern Mississippi		L	-5	69-74	Elden Campbell (16)	David Hamilton (18)
3-18-93	Clemson, SC	Auburn	W		+12	84-72	Devin Gray (23)	Wesley Person (28)
3-22-93	Birmingham, AL	Alabama-Birmingham		L	-1	64-65	Sharone Wright (18)	Robert Shannon (19)
3-17-94	Clemson, SC	Southern Mississippi	W		+11	96-85	Andre Bovain (20)	Bernard Haslett (22)
3-21-94	Morgantown, WV	West Virginia	W		+17	96-79	Devin Gray (22)	Perviree Green (22)
3-23-94	Nashville, TN	Vanderbilt		L	-15	74-89	Sharone Wright (15)	Bill McCaffrey (27)
3-17-95	Blacksburg, VA	Virginia Tech		L	-8	54-62	Bruce Martin (18)	D. Watlington (20)
3-10-99	Clemson, SC	Georgia	W		+20	77-57	Terrell McIntyre (19)	Jumaine Jones (20)
3-16-99	Piscataway, NJ	Rutgers	W		+10	78-68	Terrell McIntyre (16)	Dahntay Jones (20)
3-18-99	Clemson, SC	Butler	W		+20	89-69	Harold Jamison (26)	Thomas Jackson (17)
3-23-99	New York, NY	Xavier	W		+3	79-76	Terrell McIntyre (20)	Gary Lumpkin (16)
3-25-99	New York, NY	California		L	-1	60-61	Terrell McIntyre (17)	Geno Carlisle (16)
3-16-05	College Station, TX	Texas A&M		L	-8	74-82	Cliff Hammonds (26)	Joseph Jones (25)
3-15-06	Clemson, SC	Louisiana Tech	W		+16	69-53	Akin Akingbala (16)	Paul Millsap (19)
3-20-06	Louisville, KY	Louisville		L	-6	68-74	Akin Akingbala (19)	Taquan Dean (20)
3-14-07	Clemson, SC	East Tennessee St.	W		+7	64-57	<b>K.C. Rivers (17)</b>	Courtney Pigram (25)
3-19-07	Clemson, SC	Mississippi	W		+21	89-68	<b>Trevor Booker (21)</b>	Todd Abernethy (18)
3-21-07	Clemson, SC	Syracuse	W		+4	74-70	<b>K.C. Rivers (29)</b>	Eric Devendorf (23)
3-27-07	New York, NY	Air Force	W		+1	68-67	<b>K.C. Rivers (19)</b>	Nick Welch (16)
3-29-07	New York, NY	West Virginia		L	-5	73-78	<b>K.C. Rivers (18)</b>	Frank Young (24)





# ACC BESTS & TOP-25 STATISTICAL RANKINGS

Opponent	Points
Boston College	128 (N), 12-28-1976
Duke	103 (H), 1-24-1987
Florida State	108 (H), 11-27-1976
Georgia Tech	106 (H), 2-22-1966
Maryland	97 (A), 2-22-2005
Miami (FL)	98 (N), 1-5-1956
North Carolina	99 (H), 1-28-1987
	99 (H), 1-14-1956
N.C. State	103 (H), 2-21-1976
Virginia	104 (H), 1-10-1970
Virginia Tech	87 (H), 1-22-1966
Wake Forest	104 (H), 2-28-1970

Opponent	Points
Boston College	23, Tree Rollins (N), 12-28-1976
Duke	38, Bill Yarborough (H), 1-11-1956
Florida State	36, Edward Scott (H), 2-23-2002
Georgia Tech	41, Will Solomon (H), 1-24-2001
Maryland	35, Butch Zatezalo (A), 1-13-1969
	35, Butch Zatezalo (H), 1-15-1968
	35, Choppy Patterson (A), 2-25-1961
Miami (FL)	28, K.C. Rivers (A), 12-21-2008
North Carolina	35, Butch Zatezalo (N), 2-15-1969
N.C. State	43, Butch Zatezalo (N), 2-14-1970
Virginia	43, Will Solomon (H), 1-15-2000
Virginia Tech	33, Butch Zatezalo (A), 1-25-1969
Wake Forest	46, Butch Zatezalo (A), 2-18-1969

## Team Bests

Field Goal Percentage
.570 (49-86), (N), 12-28-1976
.655 (36-55), (H), 2-28-1990
.579 (44-76), (H), 11-27-1976
.692 (27-39), (H), 1-12-2011
.623 (33-53) (A), 2-4-1987
.509 (29-57), (H), 12-20-1994
.592 (29-49) (A), 1-27-1982
.620 (31-50) (H), 1-31-1998
+22 (95-73) (H), 1-29-1994
.675 (27-40) (A), 2-21-1984
.524 (23-45), (A), 1-23-1971
.596 (31-52) (H), 2-8-1978


## Victory Margin

+52 (128-76), (N), 12-28-1976
+34 (100-66), (H), 2-15-1975
+33 (78-45), (H), 2-15-1999
+29 (98-69), (H), 1-8-1977
+29 (93-64) (H), 2-17-2009
+20 (75-55), (H), 12-20-1994
+20 (93-73) (H), 1-29-1977
+22 (92-70) (H), 2-22-1975
+31 (82-51) (A), 2-7-2008
+14 (46-32), (A), 2-5-1936
+27 (87-61) (A), 1-4-1964
+27 (91-64) (H), 1-6-1986

## Individual Bests

Rebounds
13, Trevor Booker (A), 2-10-2009
20, Horace Grant (H), 2-26-1986
20, Harold Jamison (N), 3-4-1999
20, Tree Rollins (H), 1-8-1977
20, Dale Davis (A), 3-3-1990
23, Tree Rollins (H), 1-19-1977

16, Trevor Booker (A), 12-21-2008
21, Earle Maxwell (N), 2-18-1961
21, Dale Davis (H), 2-1-1989
18, Richie Mahaffey (A), 2-3-1968
18, Dale Davis (H), 2-12-1990
21, David Angel (H), 1-27-1973
18, Ken Gardner (H), 1-22-1966
20, Horace Grant (H), 2-18-1987



OVERVIEW  
PLAYERS  
STAFF  
TRADITION  
REVIEW  
RECORDS

## Tigers in the Final NCAA Top 25 Statistical Rankings

YEAR	PLAYER/TEAM	RANK	CATEGORY	STAT	YEAR	PLAYER/TEAM	RANK	CATEGORY	STAT
1954-55	Bill Yarborough	4th	Scoring	28.3	1989-90	Clemson	10th	Field Goal Percentage Defense	.410
1955-56	Clemson	9th	Scoring	86.0	1990-91	Dale Davis	10th	Rebounds/Game	12.1
1956-57	Clemson	9th	Free Throw Percentage	.732		Dale Davis	17th	Blocked Shots/Game	2.8
1959-60	Choppy Patterson	16th	Free Throw Percentage	.812	1992-93	Sharone Wright	2nd	Blocked Shots/Game	4.1
1960-61	Choppy Patterson	8th	Free Throw Percentage	.844		Sharone Wright	20th	Rebounds/Game	10.5
1962-63	Jim Brennan	20th	Free Throw Percentage	.828		Chris Whitney	24th	Assists/Game	6.4
1965-66	Jim Sutherland	14th	Free Throw Percentage	.850	1993-94	Sharone Wright	19th	Rebounds/Game	10.6
1966-67	Jim Sutherland	4th	Free Throw Percentage	.897		Sharone Wright	15th	Blocked Shots/Game	4.13
1968-69	Butch Zatezalo	14th	Scoring	25.8	1994-95	Clemson	6th	Scoring Defense	62.5
1975-76	Clemson	10th	Field Goal Percentage	.551	1995-96	Clemson	12th	Scoring Defense	63.0
1976-77	Tree Rollins	12th	Rebounds/Game	12.8	1996-97	Clemson	19th	Scoring Defense	61.5
	Clemson	7th	Field Goal Percentage Defense	.423	1998-99	Harold Jamison	18th	Rebounds/Game	9.9
	Clemson	2nd	Scoring Margin	17.7		Clemson	8th	Rebound Margin	+8.2
	Clemson	14th	Scoring	86.6	1999-00	Will Solomon	16th	Scoring	20.9
1977-78	Clemson	13th	Field Goal Percentage	.521		Will Solomon	17th	3-Point Field Goals/Game	3.2
1979-80	Clemson	16th	Scoring Margin	+9.8	2000-01	Will Solomon	19th	3-Point Field Goals/Game	3.17
1981-82	Clemson	20th	Free Throw Percentage	.734	2001-02	Edward Scott	3rd	Assists/Game	7.9
1983-84	Clemson	1st	Assists/Game	20.5	2003-04	Sharrod Ford	21st	Blocked Shots/Game	2.3
1984-85	Clemson	22nd	Rebound Margin	4.9	2004-05	Clemson	7th	Steals/Game	10.3
	Grayson Marshall	20th	Assists/Game	6.6		Clemson	20th	Blocked Shots/Game	5.2
1985-86	Horace Grant	10th	Rebounds/Game	10.5	2005-06	Clemson	2nd	Steals/Game	11.0
	Grayson Marshall	13th	Assists/Game	7.7		Shawan Robinson	3rd	Free Throw Percentage	91.3
1986-87	Horace Grant	3rd	Field Goal Percentage	.656		Vernon Hamilton	15th	Steals/Game	2.7
	Michael Tait	10th	3-Point Field Goal Percentage	.510	2006-07	Clemson	12th	Steals/Game	9.5
	Grayson Marshall	15th	Assists/Game	7.4		Clemson	21st	Blocked Shots/Game	5.3
	Clemson	4th	Scoring	86.1	2007-08	Clemson	4th	Steals/Game	9.8
	Clemson	15th	3-Point Field Goal Percentage	.448		Clemson	18th	Blocked Shots/Game	5.4
	Clemson	7th	3-Point Field Goals/Game	6.5		Clemson	19th	Scoring	79.2
1987-88	Elden Campbell	10th	Field Goal Percentage	.629	2008-09	Clemson	7th	Steals/Game	9.3
	Elden Campbell	8th	Blocked Shots/Game	3.0		Clemson	10th	Blocked Shots/Game	5.8
1988-89	Dale Davis	3rd	Field Goal Percentage	.670		Clemson	16th	Scoring Margin	+10.3
	Elden Campbell	9th	Blocked Shots/Game	2.9		Clemson	17th	Scoring	78.3
1989-90	Dale Davis	13th	Rebounds/Game	11.3		Trevor Booker	22nd	Rebounds/Game	9.7
	Dale Davis	10th	Field Goal Percentage	.625	2009-10	Clemson	8th	Steals/Game	9.4
	Elden Campbell	16th	Blocked Shots/Game	2.8		Clemson	10th	3-Point FG Percentage Defense	29.4
	Clemson	24th	Scoring Margin	+9.4	2010-11	Clemson	24th	Scoring Defense	61.4
						Andre Young	21st	Assist-to-Turnover Ratio	2.55

2013 MEN'S BASKETBALL GUIDE



# RECORD BY DAY

OVERVIEW  
PLAYERS  
STAFF  
TRADITION  
REVIEW  
RECORDS

Day	Home	Away	Neutral	Overall	Win %
Nov. 10			1-0	1-0	100.0
Nov. 11	1-0		1-0	2-0	100.0
Nov. 12	1-0	2-0		3-0	100.0
Nov. 13	2-0			2-0	100.0
Nov. 14	1-0		1-0	2-0	100.0
Nov. 15	2-0	1-0	2-0	5-0	100.0
Nov. 16	1-0	1-0	1-0	3-0	100.0
Nov. 17	2-0	1-0	1-0	4-0	100.0
Nov. 18	2-0			2-0	100.0
Nov. 19	4-1		2-0	6-1	85.7
Nov. 20		1-0	0-1	1-1	50.0
Nov. 21	4-1	0-1	1-1	5-3	62.5
Nov. 22	0-1	1-0	2-0	3-1	75.0
Nov. 23	4-0		0-2	4-2	66.7
Nov. 24	7-0	1-0	1-0	9-0	100.0
Nov. 25	6-0		2-0	8-0	100.0
Nov. 26	6-1	1-1	2-2	9-4	69.2
Nov. 27	5-0		2-2	7-2	77.7
Nov. 28	9-0	2-0	0-2	11-2	84.6
Nov. 29	8-1	3-0	2-1	13-2	86.7
Nov. 30	10-2	1-0	1-0	12-2	85.7
Dec. 1	10-1	2-5	0-1	12-7	63.2
Dec. 2	9-1	3-3	1-1	13-5	72.2
Dec. 3	12-2	1-8		13-10	56.5
Dec. 4	8-5	0-3	1-2	9-10	47.4
Dec. 5	11-3	3-4		14-7	66.7
Dec. 6	7-4	2-2	1-0	10-6	62.5
Dec. 7	7-1	2-2	0-1	9-4	69.2
Dec. 8	3-2	2-3	1-1	6-6	50.0
Dec. 9	6-2	0-3		6-5	54.5
Dec. 10	4-0	0-4	1-0	5-4	55.5
Dec. 11	7-2	1-2		8-4	66.7
Dec. 12	4-1	0-5		4-6	40.0
Dec. 13	5-5	0-1	1-1	6-7	46.1
Dec. 14	10-1	3-2		13-3	81.3
Dec. 15	8-3	0-5		8-8	50.0
Dec. 16	12-2	7-5	2-1	21-8	72.4
Dec. 17	11-2	8-7	1-1	20-10	66.7
Dec. 18	7-3	4-6	1-1	12-10	54.5
Dec. 19	8-1	4-2	7-3	19-6	76.0
Dec. 20	4-1	1-4	7-2	12-7	63.2
Dec. 21	2-0	2-2	5-5	9-7	69.2
Dec. 22	6-1	2-2	1-3	9-6	60.0
Dec. 23	1-0	1-0	1-2	3-2	60.0
Dec. 25		0-1		0-1	0.0
Dec. 26	1-0			1-0	100.0
Dec. 27	1-0	0-2	3-3	4-5	44.4
Dec. 28	4-0	2-6	12-5	18-11	62.1
Dec. 29	5-1	2-1	16-8	23-10	69.7
Dec. 30	4-0	7-3	7-5	18-8	69.2
Dec. 31	2-0	1-0	2-0	5-0	100.0

Jan. 1	1-0	1-2			
Jan. 2	6-3	0-11	2-0	8-14	36.4
Jan. 3	6-3	3-11	0-1	9-15	37.5
Jan. 4	5-5	7-9	0-1	12-15	44.4
Jan. 5	3-6	6-8	1-1	10-15	40.0
Jan. 6	6-4	1-10	0-1	7-15	31.8
Jan. 7	8-10	5-7		13-17	43.3
Jan. 8	7-6	4-7		11-13	45.8
Jan. 9	5-6	2-8		7-14	33.3
Jan. 10	7-4	5-11		12-15	44.4
Jan. 11	9-10	5-10		14-20	41.2
Jan. 12	8-7	3-17		11-24	31.4
Jan. 13	12-5	1-11		13-16	44.8
Jan. 14	8-7	9-6	0-1	17-14	54.8
Jan. 15	8-9	2-10		10-19	34.5
Jan. 16	7-6	3-13		10-19	34.5
Jan. 17	6-5	5-12		11-17	39.3
Jan. 18	13-4	3-6		16-10	61.5
Jan. 19	7-9	1-10		8-19	29.6
Jan. 20	8-5	1-9		9-14	39.1
Jan. 21	6-7	5-7		11-14	44.0
Jan. 22	7-3	3-6		10-9	52.6
Jan. 23	4-8	3-5		7-13	35.0
Jan. 24	6-6	1-10		7-16	30.4
Jan. 25	6-5	2-6		8-11	42.1
Jan. 26	7-5	4-7		11-12	47.8
Jan. 27	6-4	0-8		6-12	33.3
Jan. 28	7-6	3-8		10-14	41.7
Jan. 29	8-4	4-8		12-12	50.0
Jan. 30	11-2	4-4	0-1	15-7	68.2
Jan. 31	6-5	1-14	0-1	7-20	25.9
Feb. 1	10-1-1	5-16	0-1	15-18-1	46.4
Feb. 2	11-6	4-10		15-16	48.4
Feb. 3	9-6	2-9		11-15	42.3
Feb. 4	10-4	5-9	0-1	15-14	51.7
Feb. 5	5-4	6-9		11-13	45.8
Feb. 6	8-8	3-14		11-22	33.3
Feb. 7	6-5	7-6	1-0	14-11	56.0
Feb. 8	11-8	4-8		15-16	48.4
Feb. 9	5-7	7-7	1-1	13-15	46.4
Feb. 10	6-4	7-14	0-1	13-19	40.6
Feb. 11	3-3	6-4	0-1	9-8	52.9
Feb. 12	8-8	5-13	0-2	14-22	37.8
Feb. 13	8-6	5-6	0-2	13-14	48.1
Feb. 14	16-4	5-14	1-2	22-20	52.4
Feb. 15	12-4	10-8	0-4	22-16	57.9
Feb. 16	10-5	3-11	1-3	14-19	42.4
Feb. 17	11-1	4-8	1-3	16-12	57.1
Feb. 18	7-9	3-11	1-2	11-22	33.3
Feb. 19	3-4	3-12	1-2	7-18	28.0
Feb. 20	7-7	6-11	1-1	14-19	42.4
Feb. 21	10-7	8-11		18-18	50.0
Feb. 22	10-4	6-8		16-12	57.1
Feb. 23	12-6	3-7	0-1	15-14	51.7
Feb. 24	7-4	3-10	0-3	10-17	37.0
Feb. 25	9-1	3-8		12-9	57.1
Feb. 26	6-9	3-3		9-12	42.8
Feb. 27	6-3	2-6	0-2	8-11	42.1
Feb. 28	9-2	1-7	2-2	12-11	52.2
Feb. 29	1-0	1-1	0-3	2-4	33.3
Mar. 1	8-1	4-3	1-3	13-7	65.0
Mar. 2	6-0	3-6	2-3	11-9	55.0
Mar. 3	3-1	0-3	3-3	5-7	46.2
Mar. 4	4-1	1-4	3-3	8-8	50.0
Mar. 5	4-1	2-4	1-7	7-12	36.8
Mar. 6		0-2	3-5	3-7	30.0
Mar. 7	0-1	1-1	0-8	1-10	9.1
Mar. 8		0-3	3-5	3-8	27.3
Mar. 9	2-0		1-7	3-7	30.0
Mar. 10	1-0		2-3	3-3	50.0
Mar. 11			1-7	1-7	12.5
Mar. 12	1-2		2-3	3-5	37.5
Mar. 13	1-0		0-4	1-4	20.0
Mar. 14	1-0		2-1	3-1	75.0
Mar. 15	1-0	0-1	3-2	4-3	57.1
Mar. 16		1-1	2-0	3-1	75.0
Mar. 17	1-0	1-1	1-1	3-2	60.0
Mar. 18	2-0	0-1	0-1	2-2	50.0
Mar. 19	1-0		0-2	1-2	33.3


## Versus Ranked Opponents

Year	Overall	Top 20	Top 10	Top 5	#1
1951-52	0-2	0-2	0-0	0-0	0-0
1952-53	0-0	0-0	0-0	0-0	0-0
1953-54	0-1	0-1	0-0	0-0	0-0
1954-55	0-5	0-5	0-3	0-2	0-0
1955-56	0-5	0-5	0-3	0-2	0-0
1956-57	1-5	1-5	1-3	0-2	0-1
1957-58	2-5	2-5	1-3	0-2	0-1
1958-59	0-4	0-4	0-4	0-3	0-0
1959-60	0-5	0-5	0-0	0-0	0-0
1960-61	0-4	0-4	0-4	0-2	0-0
1961-62	1-3	1-3	1-2	0-0	0-0
1962-63	0-2	0-2	0-2	0-1	0-0
1963-64	0-3	0-3	0-2	0-1	0-0
1964-65	0-4	0-4	0-2	0-0	0-0
1965-66	0-1	0-1	0-1	0-1	0-1
1966-67	2-0	2-0	1-0	1-0	0-0
1967-68	0-4	0-4	0-4	0-2	0-0
1968-69	0-3	0-3	0-3	0-3	0-0
1969-70	0-8	0-8	0-7	0-4	0-0
1970-71	1-6	1-6	0-2	0-1	0-0
1971-72	1-8	1-8	0-6	0-2	0-0
1972-73	0-8	0-8	0-7	0-3	0-0
1973-74	0-7	0-7	0-7	0-5	0-1
1974-75	3-6	3-6	3-3	2-2	0-0
1975-76	3-6	3-6	2-5	2-3	0-0
1976-77	3-3	3-3	2-3	2-0	0-0
1977-78	3-4	3-4	0-2	0-2	0-0
1978-79	3-4	3-4	2-2	1-1	0-0
1979-80	6-4	6-4	3-1	1-0	1-0
1980-81	2-8	2-8	0-4	0-2	0-1
1981-82	0-8	0-8	0-6	0-5	0-1
1982-83	0-6	0-6	0-4	0-3	0-1
1983-84	2-7	2-7	0-4	0-3	0-3
1984-85	3-5	3-5	2-2	0-1	0-0
1985-86	0-8	0-8	0-7	0-6	0-3
1986-87	1-4	1-4	0-2	0-2	0-1
1987-88	2-5	2-5	1-3	0-1	0-0
1988-89	4-6	2-5	2-3	0-2	0-1
1989-90	3-4	3-4	1-2	1-2	0-0
1990-91	1-7	0-6	0-5	0-0	0-0
1991-92	2-6	1-5	0-4	0-3	0-2
1992-93	3-8	2-6	1-5	0-4	0-1
1993-94	2-6	2-6	1-4	1-4	0-2
1994-95	1-9	1-8	1-5	0-3	0-0
1995-96	4-5	3-5	1-2	0-0	0-0
1996-97	5-5	4-5	3-3	1-2	0-0
1997-98	3-6	2-6	1-6	0-5	0-2
1998-99	1-5	1-5	0-5	0-4	0-1
1999-00	1-6	0-5	0-3	0-3	0-0
2000-01	1-12	1-11	1-8	1-3	1-0
2001-02	2-6	2-5	2-3	1-3	0-2
2002-03	0-6	0-6	0-2	0-1	0-0
2003-04	2-9	2-9	0-3	0-3	0-1
2004-05	1-5	0-5	0-5	0-3	0-1
2005-06	0-3	0-3	0-1	0-1	0-1
2006-07	1-4	0-3	0-1	0-1	0-0
2007-08	1-4	1-4	1-4	1-3	0-2
2008-09	1-4	1-3	1-3	1-2	0-0
2009-10	2-3	2-3	1-2	0-0	0-0
2010-11	1-4	0-3	0-2	0-1	0-0
2011-12	1-3	0-3	0-2	0-0	0-0
<b>Totals</b>	<b>82-312</b>	<b>69-295</b>	<b>36-196</b>	<b>16-120</b>	<b>2-29</b>
<b>Pct.</b>	<b>(.263)</b>	<b>(.234)</b>	<b>(.184)</b>	<b>(.133)</b>	<b>(.069)</b>

Mar. 20		0-2	0-1	0-3	0.0
Mar. 21	1-0	1-0	0-1	2-1	66.7
Mar. 22		0-1	0-1	0-2	0.0
Mar. 23		0-1	1-0	1-1	50.0
Mar. 25			0-1	0-1	0.0
Mar. 27			1-0	1-0	100.0
Mar. 29			0-1	0-1	0.0

**Note:** Clemson has one unknown home date; 2012-13 dates in **bold**. Games from November to December of 2002 were played at the Anderson Civic Center and are considered home games.

2012-13 MEN'S BASKETBALL GUIDE





# RECORD BY MONTH

YEAR	COACH	NOV/DEC	JAN	FEB	MAR	OVERALL	
1911-12	Frank Dobson			3-0	1-0	4-0	
1912-13	Frank Dobson		3-1	6-4		9-5	
1913-14	John Erwin		1-2	0-1		1-3	
1914-15	John Erwin			2-3	1-2	3-5	
1915-16	A. H. Ward		1-2	1-4-1		2-6-1	
1916-17	Country Morris		2-1	6-1		8-2	
1917-18	Jiggs Donahue			3-0	0-2	3-2	
1918-19	Jiggs Donahue		1-1	2-0		3-1	
1919-20	Country Morris		1-6	6-0	1-0	8-6	
1920-21	Larry Conover		3-1	6-4	1-0	10-5	
1921-22	E. R. Stewart		3-9	5-4		8-13	
1922-23	E. R. Stewart		3-4	7-2	1-0	11-6	
1923-24	Bud Sanders		0-7	2-10		2-17	
1924-25	Bud Sanders		2-9	2-5		4-14	
1925-26	A. A. Gillian		2-9	2-8		4-17	
1926-27	Josh Cody		0-6	2-7		2-13	
1927-28	Josh Cody	0-4	3-7	6-3		9-14	
1928-29	Josh Cody	0-1	6-7	8-3	1-1	15-12	
1929-30	Josh Cody		2-0	7-5		16-9	
1930-31	Josh Cody		2-0	3-4	1-3	6-7	
1931-32	Joe Davis	1-0	2-6	4-7		7-13	
1932-33	Joe Davis	1-0	2-6	7-3		10-9	
1933-34	Joe Davis		3-7	4-5		7-12	
1934-35	Joe Davis		8-0	7-3		15-3	
1935-36	Joe Davis	2-0	6-2	7-4	0-1	15-7	
1936-37	Joe Davis	0-2	2-6	4-7		6-15	
1937-38	Joe Davis	1-0	4-2	9-4	2-1	16-7	
1938-39	Joe Davis		1-3	4-4	7-1	4-0	16-8
1939-40	Joe Davis	0-2	5-4	4-6		9-12	
1940-41	Rock Norman		1-4	3-6	4-4	8-14	
1941-42	Rock Norman			0-8	3-6	3-14	
1942-43	Rock Norman	1-0	2-3	0-10		3-13	
1943-44	Rock Norman		0-5	1-5		1-10	
1944-45	Rock Norman		3-3	5-5		8-8	
1945-46	Rock Norman	0-2	5-3	4-6		9-11	
1946-47	Banks McFadden	2-0	2-6	3-6	0-1	7-13	
1947-48	Banks McFadden	0-5	1-6	5-6		6-17	
1948-49	Banks McFadden	1-5	3-2	6-4		10-11	
1949-50	Banks McFadden	3-2	2-3	5-5		10-10	
1950-51	Banks McFadden	1-2	4-1	6-3	0-1	11-7	
1951-52	Banks McFadden	6-2	4-2	7-2	0-1	17-7	
1952-53	Banks McFadden	2-4	3-4	2-3		8-10	
1953-54	Banks McFadden	1-7	3-3	1-6	0-1	5-18	
1954-55	Banks McFadden	1-5	0-7	1-8	0-1	2-21	
1955-56	Banks McFadden	5-4	3-6	1-6	0-1	9-17	
1956-57	Press Maravich	2-7	1-3	4-5	0-2	7-17	
1957-58	Press Maravich	4-5	2-4	1-6	1-1	8-16	
1958-59	Press Maravich	3-6	2-7	3-2	0-1	8-16	
1959-60	Press Maravich	4-5	3-5	3-5	0-1	10-16	
1960-61	Press Maravich	3-7	3-5	4-3	0-1	10-16	
1961-62	Press Maravich	4-4	3-4	3-6	2-1	12-15	
1962-63	Bobby Roberts	2-6	5-2	5-5		12-13	
1963-64	Bobby Roberts	3-6	3-2	6-3	1-1	13-12	
1964-65	Bobby Roberts	3-4	3-2	2-8	0-1	8-15	
1965-66	Bobby Roberts	4-2	4-4	7-3	0-1	15-10	
1966-67	Bobby Roberts	4-2	6-4	7-1	0-1	17-8	
1967-68	Bobby Roberts	1-2	2-8	1-9	0-1	4-20	
1968-69	Bobby Roberts	2-4	2-6	2-8	0-1	6-19	
1969-70	Bobby Roberts	1-4	5-6	1-8	0-1	7-19	
1970-71	Tates Locke	3-1	3-8	3-6	0-2	9-17	
1971-72	Tates Locke	4-2	5-4	0-8	1-2	10-16	
1972-73	Tates Locke	4-4	3-5	5-4	0-1	12-14	
1973-74	Tates Locke	7-2	3-5	3-4	1-1	14-12	
1974-75	Tates Locke	5-5	5-2	5-2	2-2	17-11	
1975-76	Bill Foster	8-2	6-3	3-4	1-1	18-10	
1976-77	Bill Foster	9-1	6-2	6-2	1-1	22-6	
1977-78	Bill Foster	9-1	2-7	4-3	0-1	15-12	
1978-79	Bill Foster	9-0	4-5	5-3	1-2	19-10	
1979-80	Bill Foster	8-1	6-4	6-3	3-1	23-9	
1980-81	Bill Foster	10-1	5-5	5-3	0-2	20-11	
1981-82	Bill Foster	7-1	3-6	4-5	0-2	14-14	
1982-83	Bill Foster	5-6	2-7	2-6	2-1	11-20	
1983-84	Bill Foster	7-2	4-4	2-7	1-1	14-14	
1984-85	Cliff Ellis	7-2	4-5	4-4	1-2	16-13	
1985-86	Cliff Ellis	12-1	2-5	3-6	2-3	19-15	
1986-87	Cliff Ellis	9-0	10-2	6-2	0-2	25-6	
1987-88	Cliff Ellis	7-2	4-4	1-7	2-2	14-15	
1988-89	Cliff Ellis	7-2	5-3	4-4	3-2	19-11	
1989-90	Cliff Ellis	7-2	8-3	8-0	1-3	24-8	
1990-91	Cliff Ellis	8-2	1-9	1-5	1-1	11-17	

YEAR	COACH	NOV/DEC	JAN	FEB	MAR	OVERALL
1991-92	Cliff Ellis	6-1	4-5	4-5	0-3	14-14
1992-93	Cliff Ellis	8-0	2-6	4-4	3-3	17-13
1993-94	Cliff Ellis	6-3	5-5	3-5	4-3	18-16
1994-95	Rick Barnes	8-0	3-5	2-6	2-2	15-13
1995-96	Rick Barnes	9-0	4-4	4-4	1-3	18-11
1996-97	Rick Barnes	11-1	6-2	3-5	3-2	23-10
1997-98	Rick Barnes	10-3	2-6	4-3	2-2	18-14
1998-99	Larry Shyatt	11-2	1-7	4-4	4-2	20-15
1999-00	Larry Shyatt	6-6	1-7	3-4	0-3	10-20
2000-01	Larry Shyatt	9-4	1-7	1-6	1-2	12-19
2001-02	Larry Shyatt	9-4	2-6	2-6	0-1	13-17
2002-03	Larry Shyatt	9-0	2-5	4-4	0-4	15-13
2003-04	Oliver Purnell	7-4	2-6	1-6	0-2	10-18
2004-05	Oliver Purnell	9-3	1-7	4-3	2-3	16-16
2005-06	Oliver Purnell	11-2	3-4	2-5	3-2	19-13
2006-07	Oliver Purnell	14-0	4-4	2-5	5-2	25-11
2007-08	Oliver Purnell	11-1	4-4	5-2	4-3	24-10
2008-09	Oliver Purnell	13-0	5-2	4-4	1-3	23-9
2009-10	Oliver Purnell	12-2	4-4	4-2	1-3	21-11
2010-11	Brad Brownell	10-4	5-2	4-3	3-2	22-12
2011-12	Brad Brownell	7-6	4-4	4-3	1-2	16-15
<b>Totals</b>	<b>21 coaches</b>	<b>422-203</b>	<b>318-448</b>	<b>381-440-1</b>	<b>79-114</b>	<b>1200-1206-1</b>

- OVERVIEW
- PLAYERS
- STAFF
- TRADITION
- REVIEW
- RECORDS

## Clemson in the Weekly Polls

1974-75			3-13-90			1-4-99				
Date	AP	UPI	Final	17	17	18	21	20		
2-4-75	16	15								
2-11-75	18	NR								
2-18-75	16	NR								
2-25-75	11	15								
3-4-75	14	14								
3-11-75	14	19								
Final	NR	17								
1976-77			1994-95			2006-07				
Date	AP	UPI	Date	AP	USA	Date	AP	USA		
12-7-76	16	20	1-10-95	18	25	12-11-06	NR	25		
12-14-76	13	14	1-17-95	NR	24	12-18-06	NR	22		
12-21-76	11	10				12-25-06	25	21		
12-28-76	10	11				1-1-07	23	18		
1-4-77	16	15				1-8-07	17	14		
1-11-77	17	NR				1-15-07	19	16		
1-25-77	19	NR				1-22-07	19	17		
2-1-77	16	18				1-29-07	25	21		
2-8-77	15	20								
2-15-77	18	20								
2-22-77	19	NR								
3-1-77	18	NR								
1979-80			1995-96			2007-08				
Date	AP	UPI	Date	AP	USA	Date	AP	USA		
1-8-80	18	16	12-25-95	24	NR	11-19-07	24	22		
1-15-80	17	14	1-2-96	22	24	11-26-07	18	18		
1-22-80	12	13	1-9-96	16	20	12-3-07	18	17		
1-29-80	16	17	1-16-96	19	20	12-10-07	15	15		
2-5-80	16	NR	1-23-96	18	20	12-17-07	15	15		
2-12-80	10	16	1-30-96	24	21	12-24-07	21	20		
2-19-80	12	18				12-31-07	19	19		
2-26-80	17	19				1-7-08	18	19		
1980-81			1996-97			2008-09				
Date	AP	UPI	Date	AP	USA	Date	AP	USA		
1-5-81	20	20	Pre. 96	20	17	12-15-08	25	25		
1-12-81	19	NR	11-18-96	12	17	12-22-08	22	20		
1-19-81	19	NR	11-25-96	10	9	12-29-08	20	16		
1986-87			1997-98			2009-10				
Date	AP	UPI	Date	AP	USA	Date	AP	USA		
1-5-87	20	NR	12-2-96	12	9	1-5-09	12	11		
1-12-87	12	16	12-9-96	10	6	1-12-09	10	9		
1-19-87	10	12	12-16-96	8	8	1-19-09	10	9		
1-26-87	14	14	12-23-96	6	9	1-26-09	12	11		
2-4-87	12	13	12-30-96	5	7	2-2-09	10	10		
2-11-87	12	11	1-6-97	5	5	2-9-09	12	11		
2-17-87	10	10	1-13-97	3	3	2-16-09	13	13		
2-24-87	13	12	1-20-97	2	3	2-23-09	12	13		
3-2-87	13	14	1-27-97	7	6	3-2-09	18	19		
3-9-87	13	15	2-3-97	10	8	3-9-09	17	18		
Final	13	15	2-10-97	7	6	3-16-09	24	21		
1989-90			1998-99			Final				
Date	AP	UPI	Date	AP	USA	Date	AP	USA		
2-19-90	23	NR	Pre. 97	5	7	12-15-09	24	24		
2-27-90	20	NR	Nov. 16	5	NP	11-16-09	22	23		
3-6-90	17	15	Nov. 23	13	12	11-23-09	19	19		
			12-1-97			17	16	11-30-09	18	19
			12-8-97			17	18	12-7-09	NR	24
			12-15-97			NR	25	12-14-09	NR	24
			12-22-97			21	22	12-21-09	24	23
			12-29-97			21	21	12-28-09	21	18
			1-4-98			24	22	1-4-10	NR	21
			1-11-98			NR	24	1-11-10	24	19
			1-18-98			25	23	1-18-10	17	16
								1-25-10	NR	21

2012-13 MEN'S BASKETBALL GUIDE



# HONORS & AWARDS

OVERVIEW  
PLAYERS  
STAFF  
TRADITION  
REVIEW  
RECORDS

**Helms Foundation All-American**  
1939 Banks McFadden, C  
1977 Tree Rollins, C  
1980 Billy Williams, G  
1987 Horace Grant, C

**Clemson Hall of Fame**  
Joe Blalock (1940-41) 1973  
Jim Brennan (1961-64) 1983  
Thomas Brown (1933-37) 1987  
Dude Buchanan (1938-41) 1991  
Greg Buckner (1994-98) 2005  
Elden Campbell (1986-90) 2000  
Jack Chandler (1920-25) 1984  
Bobby Conrad (1976-80) 1993  
Dale Davis (1987-91) 1996  
Mike Eppley (1980-84) 1990  
\*Bill Foster (1975-84) 2001  
Eddis Freeman (1943-46) 1998  
Frank Gillespie (1946-49) 1977  
Horace Grant (1983-87) 1999  
Vincent Hamilton (1980-85) 2003  
Doug Hoffman (1956-59) 1980  
Bob Jones (1927-30) 1974  
Randy Mahaffey (1964-67) 1975  
Grayson Marshall (1984-88) 2009  
Banks McFadden (1937-40) 1973  
Terrell McIntyre (1995-99) 2007  
Larry Nance (1977-81) 1995  
Carter Newman (1924-27) 1983  
\*Rock Norman (1941-46) 1974  
Choppy Patterson (1959-63) 1981  
Dewey Quinn (1943-46) 1994  
Tree Rollins (1973-77) 1987  
Wallace Roy (1925-26) 1977  
Johnny Snee (1948-52) 1976  
Jim Sutherland (1964-67) 1991  
Sharone Wright (1991-94) 2011  
Bill Yarborough (1952-57) 1974  
Vince Yockel (1955-58) 1982  
Butch Zatezalo (1966-70) 1988  
\* - coach only

**South Carolina Hall of Fame**  
Larry Nance (1977-81) 2001  
Tree Rollins (1973-77) 2002  
Randy Mahaffey (1964-67) 2003  
Horace Grant (1983-87) 2010  
Dale Davis (1987-91) 2012

**AP All-American**  
1977 Tree Rollins, C (3rd)  
1980 Billy Williams, G (HM)  
1987 Horace Grant, C (2nd)  
1990 Elden Campbell, C (HM)  
1990 Dale Davis, F (HM)  
1994 Sharone Wright, C (HM)

**Adolph Rupp Award Finalist**  
1987 Horace Grant, C

**AP Coach-of-the-Year Finalist**  
1987 Cliff Ellis  
1990 Cliff Ellis  
1997 Rick Barnes

**U.S. Olympic Trials**  
1976 Tree Rollins, C  
1980 Larry Nance, F  
1988 Elden Campbell, C  
1997 Greg Buckner, F

**NABC All-Star Game**  
1977 Tree Rollins, C  
1987 Horace Grant, F  
1990 Elden Campbell, C  
1991 Dale Davis, F  
1993 Chris Whitney, G  
1998 Greg Buckner, G  
2007 Vernon Hamilton, G  
2008 Cliff Hammonds, G

**Pan American Games**  
1975 Tree Rollins, C

**World University Games**  
1989 Dale Davis, C  
1993 Sharone Wright, C  
1997 Greg Buckner, F  
2009 Trevor Booker, F

**Retired Jerseys**  
#23 Banks McFadden, 1937-40  
#30 Tree Rollins, 1973-77  
#34 Dale Davis, 1987-91

**McDonald's All-Americans (HS)**  
1980 Clarke Bynum, F  
1984 Michael Brown, G  
1986 Ricky Jones, F  
1991 Sharone Wright, C  
2009 Milton Jennings, F

**College Slam Dunk Contest**  
2012 Bryan Narcisse, F

**All-Southern Conference**  
1952 Johnny Snee (2nd)

**All-NCAA Regional Tournament**  
1980 Larry Nance (West Region)

**All-NIT**  
1999 Terrell McIntyre  
2007 K.C. Rivers

**All-ACC**  
1955 Bill Yarborough, G (2nd)  
1956 Bill Yarborough, G (2nd)  
Vince Yockel, G (2nd AP)  
1958 Vince Yockel, G (1st AP)  
1960 Choppy Patterson, G (1st)  
1961 Choppy Patterson, G (2nd)  
1963 Jim Brennan, G (2nd)  
1964 Jim Brennan, G (2nd)  
1965 Randy Mahaffey, F (2nd)  
Jim Sutherland, G (2nd)  
1967 Randy Mahaffey, F (1st)  
Jim Sutherland, G (2nd)  
1968 Butch Zatezalo, G (2nd)  
1969 Butch Zatezalo, G (2nd)  
1970 Butch Zatezalo, G (2nd)  
1975 Skip Wise, G (1st)


Tree Rollins; C (2nd)  
1976 Tree Rollins, C (2nd)  
1977 Tree Rollins, C (2nd)  
Stan Rome, F (2nd)  
1980 Billy Williams, G (1st)  
1981 Larry Nance, C (2nd)  
1982 Vincent Hamilton, G (2nd)  
1986 Horace Grant, C (3rd AP)  
1987 Horace Grant, C (1st)  
1988 Elden Campbell, C (3rd AP)  
1989 Elden Campbell, C (2nd)  
Dale Davis, F (3rd AP)  
1990 Elden Campbell, C (1st)  
Dale Davis, F (1st)  
1991 Dale Davis, C (2nd)  
1993 Sharone Wright, C (3rd)  
Chris Whitney, G (3rd)  
1994 Sharone Wright, C (2nd)  
Devin Gray, F (3rd)  
1997 Greg Buckner, F (2nd)  
Terrell McIntyre, G (2nd)  
1998 Greg Buckner, F (2nd)  
Terrell McIntyre, G (3rd)  
1999 Terrell McIntyre, G (2nd)  
2000 Will Solomon, G (1st)  
2001 Will Solomon, G (2nd)  
2002 Edward Scott, G (3rd)  
2003 Edward Scott, G (1st)  
2005 Sharrod Ford, C (3rd)  
2008 K.C. Rivers, G/F (2nd)

Cliff Hammonds, G (3rd)  
2009 Trevor Booker, F (2nd)  
2010 Trevor Booker, F (1st)  
2011 Demontez Stitt, G (3rd)

**NABC All-District**  
1964 Jim Brennan, G (3rd)  
1966 Randy Mahaffey, F (3rd)  
1967 Jim Sutherland, G (3rd)  
1975 Tree Rollins, C (2nd)  
1976 Tree Rollins, C (2nd)  
1977 Tree Rollins, C (1st)  
1979 Larry Nance, C (2nd)  
1980 Billy Williams, G (1st)  
Larry Nance, C (2nd)  
1981 Larry Nance, C (2nd)  
1982 Vincent Hamilton, G (2nd)  
1987 Horace Grant, F (1st)  
1989 Elden Campbell, C (2nd)  
1990 Elden Campbell, C (1st)  
Dale Davis, F (2nd)  
1991 Dale Davis, F (2nd)  
1993 Sharone Wright, C (2nd)  
1994 Sharone Wright, C (2nd)  
1997 Greg Buckner, F (1st)  
1998 Greg Buckner, F (2nd)  
1999 Terrell McIntyre, G (1st)  
2000 Will Solomon, G (1st)  
2001 Will Solomon, G (2nd)  
2003 Edward Scott, G (2nd)  
2007 James Mays, F (2nd)  
2008 Cliff Hammonds, G (1st)  
K.C. Rivers, G/F (2nd)  
2009 Trevor Booker, F (2nd)  
2010 Trevor Booker, F (2nd)

**All-ACC Defensive**  
2006 Vernon Hamilton, G  
2009 Trevor Booker, F  
2010 Trevor Booker, F  
2011 Jerai Grant, F/C  
2012 Andre Young, G

**All-ACC Freshman**  
1995 Greg Buckner, F  
1996 Terrell McIntyre, G  
1997 Vincent Whitt, F  
2001 Tony Stockman, G  
Chris Hobbs, F  
2005 Cliff Hammonds, G



**All-SoCon Tournament**  
1935 Alex Swails (2nd)  
1936 Tom Brown (2nd)  
1938 Banks McFadden (1st)  
Ed Kitchens (1st)  
1939 Banks McFadden (1st)  
Jack Bryce (2nd)  
1940 Banks McFadden (1st)  
1952 Johnny Snee (2nd)

**All-ACC Tournament**  
1955 Bill Yarborough, G (2nd)  
1961 Choppy Patterson, G (2nd)  
1962 Jim Brennan, G (1st)  
1964 Nick Milasnovich, G, (2nd)  
1967 Randy Mahaffey, F (2nd)  
1975 Skip Wise, G (1st)  
1976 Stan Rome, F (2nd)  
1980 Billy Williams, G (2nd)

1981 Larry Nance, C (2nd)  
1984 Murray Jarman, C (2nd)  
1990 Dale Davis, F (2nd)  
1993 Sharone Wright, C (2nd)  
Chris Whitney, G (2nd)  
1996 Greg Buckner, G (1st)  
1998 Terrell McIntyre, G (1st)  
2005 Shawan Robinson, G (2nd)  
2008 Trevor Booker, F/C (1st)  
K.C. Rivers, G/F (1st)  
Cliff Hammonds, G (2nd)  
James Mays, F (2nd)  
2011 Demontez Stitt, G (1st)

**ACC Player-of-the-Week**

1970 Butch Zatezalo, G  
1971 Dickie Foster, F  
1972 David Angel, C  
1975 Tree Rollins, C  
1977 Tree Rollins, C  
Stan Rome, F  
Derrick Johnson, G  
1978 Colon Abraham, F  
1979 Larry Nance, F  
1980 Billy Williams, G  
1981 Chris Dodds, G  
1983 Marc Campbell, G  
1985 Vincent Hamilton, G  
1987 Horace Grant, C (2)  
1988 Elden Campbell, C  
1989 Dale Davis, F (2)  
1990 Elden Campbell, C  
Dale Davis, F  
1993 Sharone Wright, C  
Chris Whitney, G  
1994 Andre Bovain, G  
1997 Greg Buckner (Co-Player), F  
1998 Greg Buckner, G  
1999 Terrell McIntyre, G (2)  
2000 Will Solomon, G (3)  
2002 Edward Scott, G  
2003 Edward Scott, G (2)  
2006 Akin Akingbala (Co-Player), C  
2008 Trevor Booker, F/C  
K.C. Rivers (Co-Player), G/F  
2009 Trevor Booker, F  
K.C. Rivers, G/F (2)  
2010 Trevor Booker (Co-Player), F  
2011 Jerai Grant, F/C



2012-13 MEN'S BASKETBALL GUIDE





# HONORS & AWARDS

OVERVIEW
PLAYERS
STAFF
TRADITION
REVIEW
RECORDS

## ACC Rookie-of-the-Week

- 1971 David Angel, C
- 1972 Dennis Odle, F (2)  
Mike Browning, F  
Jeff Reisinger, F
- 1974 Tree Rollins, C (3)
- 1975 Skip Wise, G (3)  
Stan Rome, F  
Greg Coles, G (2)
- 1977 Chubby Wells, F
- 1979 Bill Ross, F
- 1980 Fred Gilliam, F
- 1981 Vincent Hamilton, G  
Clarke Bynum, G
- 1983 Anthony Jenkins, F
- 1984 Horace Grant, F
- 1985 Grayson Marshall, G (3)
- 1986 Michael Best, G
- 1987 Elden Campbell, C
- 1988 Dale Davis, F
- 1989 David Young, G
- 1992 Sharone Wright, C  
Devin Gray, F
- 1995 Greg Buckner, F (3)
- 1996 Terrell McIntyre, G (2)  
Harold Jamison, C  
Tony Christie, F
- 1997 Vincent Whitt, F (2)
- 1999 Will Solomon, G
- 2001 Tony Stockman, G
- 2002 Chey Christie, G
- 2005 Cliff Hammonds, G (4)  
Cheyenne Moore, F
- 2006 Julius Powell, F
- 2007 Trevor Booker, C
- 2008 Terrence Oglesby, G (2)

## ACC Academic Honor Roll

- 1962 Nick Milasnovich
- 1964 George Benedict  
Nick Milasnovich
- 1965 Randy Mahaffey  
Jim Sutherland
- 1966 Randy Mahaffey  
Jim Sutherland
- 1967 Curt Eckard  
Ken Gardner  
Randy Mahaffey  
Richie Mahaffey  
Jim Sutherland
- 1968 Mike Faer  
Stan Goldfarb  
Tripp Jones
- 1969 Mike Faer
- 1972 Terrell Suit
- 1973 Bud Martin
- 1974 Andy Butchko
- 1975 Bruce Harman
- 1976 Andy Butchko  
Bruce Harman
- 1977 Bobby Conrad
- 1978 Bobby Conrad  
Bob Fuzy
- 1979 Bobby Conrad  
Marvin Key
- 1980 Bobby Conrad  
Chris Dodds  
Marvin Key
- 1981 Chris Dodds
- 1982 Chris Dodds  
Marc Campbell  
Mike Eppley
- 1983 Marc Campbell  
Mike Eppley
- 1984 Ed Bleyntat  
Clarke Bynum  
Mike Eppley
- 1986 Chris Couch
- 1988 Donnell Bruce
- 1992 George Kelada  
Todd Logue

- 1993 Lou Richie
- 1994 Frank Tomera
- 1995 Geoff Gardner  
Bruce Martin
- 1996 Tom Wideman
- 1997 Tom Wideman
- 1998 Tom Wideman
- 1999 Tom Wideman  
Adam Allenspach
- 2000 Adam Allenspach  
Pasha Bains  
Walker Holt  
Jeremy Shyatt  
J.D. Powell
- 2001 Pasha Bains  
Walker Holt  
Beau Shay
- 2002 Jermel Douglas
- 2003 Julian Betko  
Jermel Douglas  
Shawan Robinson  
Beau Shay
- 2004 Akin Akingbala  
Shawan Robinson
- 2005 Shawan Robinson
- 2006 Cliff Hammonds  
Matt Morris  
Shawan Robinson  
Jesse Yanutola
- 2007 Cliff Hammonds  
Matt Morris  
Sam Perry  
Chris Poole  
A.J. Tyler  
Jesse Yanutola
- 2008 Jonah Baize  
Cliff Hammonds
- 2009 Jonah Baize  
Tanner Smith  
Jesse Yanutola
- 2010 Xavier Anderson  
Jonah Baize  
Tanner Smith  
Andre Young
- 2011 Jonah Baize  
Tanner Smith  
Andre Young
- 2012 Catalin Baciu  
Carson Fields  
Tanner Smith  
Andre Young

## CoSIDA Academic All-District

- 1998 Tom Wideman, C
- 1999 Tom Wideman, C
- 2005 Shawan Robinson, G
- 2008 Cliff Hammonds, G
- 2010 Tanner Smith, G
- 2011 Tanner Smith, G
- 2012 Tanner Smith, G

## Academic All-American

- 1967 Jim Sutherland (3rd)
- 1968 Richie Mahaffey
- 1980 Bobby Conrad (3rd)

## All-ACC Academic Team

- 1963 Jim Brennan, G
- 1964 Jim Brennan, G
- 1965 Randy Mahaffey, F
- 1966 Randy Mahaffey, F  
Jim Sutherland, G
- 1967 Randy Mahaffey, F  
Jim Sutherland, G (2nd)
- 1969 Trip Jones, F
- 1973 Terrell Suit, G
- 1976 Bruce Harman, G
- 1978 Bobby Conrad, G
- 1979 Bobby Conrad, G
- 1980 Bobby Conrad, G
- 1981 Chris Dodds, G
- 1982 Mike Eppley, G  
Marc Campbell, G
- 1983 Mike Eppley, G  
Marc Campbell, G
- 1984 Mike Eppley, G  
Marc Campbell, G  
Clarke Bynum, G  
Ed Bleyntat, C
- 1988 Donnell Bruce, G
- 1991 Colby Brown, F
- 1993 Lou Richie, G
- 1994 Frank Tomera, C
- 1997 Tom Wideman, C
- 1998 Tom Wideman, C
- 1999 Tom Wideman, C
- 2000 Adam Allenspach, C
- 2001 Pasha Bains, G
- 2003 Julian Betko, G  
Shawan Robinson, G
- 2004 Akin Akingbala, C  
Shawan Robinson, G

- 2005 Cliff Hammonds, G  
Shawan Robinson, G
- 2006 Shawan Robinson, G
- 2007 Cliff Hammonds, G  
Matt Morris, F  
A.J. Tyler, F
- 2008 Cliff Hammonds, G
- 2009 Tanner Smith, G
- 2010 Tanner Smith, G  
Andre Young, G
- 2011 Tanner Smith, G
- 2012 Devin Coleman, G  
T.J. Sapp, G  
Tanner Smith, G  
Andre Young, G

## James Weaver Award

- (ACC Student Athlete-of-the-Year)
- 1967 Jim Sutherland, G
- 1980 Bobby Conrad, G
- 1999 Tom Wideman, C

## Skip Prosser Award

- (ACC Scholar Athlete-of-the-Year)
- 2008 Cliff Hammonds, G

## Weaver-James-Corrigan Award

- (ACC Postgraduate Scholarship)
- 2012 Tanner Smith, G

## NCAA Post-Graduate Scholarship

- 1967 Jim Sutherland
- 1980 Bobby Conrad
- 1999 Tom Wideman

## Norris Medal

- (Clemson's Outstanding Student)
- 1932 Pat Calhoun
- 1967 Jim Sutherland
- 1980 Bobby Conrad

## Frank Howard Award

- (Bringing Honor to Clemson)
- 1977 Tree Rollins, C
- 1984 Mike Eppley, G
- 1985 Vincent Hamilton, G
- 1987 Horace Grant, C

## IPTAY Athlete-of-the-Year

- 1991 Dale Davis, C
- 2008 Cliff Hammonds, G

## ACC Player-of-the-Year

- 1987 Horace Grant, C

## ACC Rookie-of-the-Year

- 1995 Greg Buckner, F


## ACSMA Coach-of-the-Year

- 1987 Cliff Ellis
- 1990 Cliff Ellis

## Paul Bowie Award

(Presented by the family of the late Paul Bowie to the MVP)

- 1971 Dave Thomas, G
- 1972 Bud Martin, G
- 1974 Tree Rollins, C
- 1975 Wayne Croft, F  
Tree Rollins, C
- 1976 Tree Rollins, C
- 1977 Tree Rollins, C
- 1978 Derrick Johnson, G
- 1979 Billy Williams, G
- 1980 Billy Williams, G
- 1981 Larry Nance, F
- 1982 Vincent Hamilton, G
- 1983 Raymond Jones, C
- 1984 Murray Jarman, C
- 1985 Vincent Hamilton, G
- 1986 Horace Grant, F
- 1987 Horace Grant, C
- 1988 Grayson Marshall, G
- 1989 Elden Campbell, C  
Derrick Forrest, F
- 1990 Elden Campbell, C
- 1991 Dale Davis, C
- 1992 Chris Whitney, G
- 1993 Chris Whitney, G
- 1994 Andre Bovain, G
- 1995 Merl Code, G
- 1996 Greg Buckner, F  
Terrell McIntyre, G
- 1997 Greg Buckner, F  
Terrell McIntyre, G
- 1998 Greg Buckner, G  
Terrell McIntyre, G
- 1999 Terrell McIntyre, G
- 2000 Will Solomon, G
- 2001 Will Solomon, G
- 2002 Edward Scott, G
- 2003 Edward Scott, G
- 2004 Sharrod Ford, C




TANNER SMITH



# HONORS & AWARDS

- OVERVIEW
- PLAYERS
- STAFF
- TRADITION
- REVIEW
- RECORDS



**BILL  
ROSS**

- 2005 Sharrod Ford, C
  - 2006 Akin Akingbala, C
  - 2007 Cliff Hammonds, G  
K.C. Rivers, G/F
  - 2008 Cliff Hammonds, G
  - 2009 Trevor Booker, F
  - 2010 Trevor Booker, F
  - 2011 Demontez Stitt, G  
Jerai Grant, F/C
  - 2012 Tanner Smith, G  
Andre Young, G
- Columbia Club Award**  
*(Presented by the Greater Columbia Clemson Club to the player with best field goal %)*
- 1974 Tree Rollins (54.3)
  - 1975 Stan Rome (52.8)
  - 1976 Stan Rome (55.7)
  - 1977 Tree Rollins (58.0)
  - 1978 Chubby Wells (56.1)
  - 1979 Billy Williams (52.7)
  - 1980 John Campbell (58.0)
  - 1981 Larry Nance (57.5)
  - 1982 Horace Wyatt (60.1)
  - 1983 Murray Jarman (52.34)
  - 1984 Murray Jarman (56.9)
  - 1985 Raymond Jones (58.8)
  - 1986 Horace Grant (58.4)
  - 1987 Horace Grant (65.6)
  - 1988 Elden Campbell (62.9)

- 1989 Dale Davis (67.0)
- 1990 Dale Davis (62.5)
- 1991 Ricky Jones (54.7)
- 1992 Corey Wallace (53.8)
- 1993 Sharone Wright (56.7)
- 1994 Devin Gray (57.2)
- 1995 Greg Buckner (52.6)
- 1996 Harold Jamison (51.9)
- 1997 Harold Jamison (59.7)
- 1998 Harold Jamison (59.2)
- 1999 Harold Jamison (67.4)
- 2000 Ray Henderson (52.8)
- 2001 Chris Hobbs (56.6)
- 2002 Sharrod Ford (60.6)
- 2003 Sharrod Ford (56.4)
- 2004 Akin Akingbala (60.6)
- 2005 Akin Akingbala (59.4)
- 2006 Akin Akingbala (57.6)
- 2007 Trevor Booker (60.2)
- 2008 Trevor Booker (55.5)
- 2009 Trevor Booker (57.1)
- 2010 Jerai Grant (63.2)

- Anderson Tip-Off Award**  
*(Presented by the Anderson Tip-Off club to the honorary captains)*
- 1972 Bo Hawkins
  - 1973 Bud Martin
  - 1974 Jeff Reisinger  
Terrell Suit
  - 1975 Wayne Croft

- Van Gregg
- 1976 Bruce Harman  
Tree Rollins
- 1977 Dave Brown  
John Frank  
Tree Rollins
- 1978 Colon Abraham  
Jim Howell  
Stan Rome
- 1979 Derrick Johnson  
Marvin Dickerson
- 1980 Bob Fuzy  
Billy Williams  
Bobby Conrad  
John Campbell
- 1981 Larry Nance  
Keith Walker
- 1982 Horace Wyatt  
Chris Dodds  
Marvin Key  
Bill Ross
- 1983 Fred Gilliam
- 1984 Mike Eppley  
Marc Campbell  
Murray Jarman  
Clarke Bynum
- 1985 Vincent Hamilton  
Raymond Jones  
Ed Bynum
- 1986 Glen McCants  
Glenn Corbit

- Chris Michael
- 1987 Horace Grant  
Michael Tait  
Anthony Jenkins  
Larry Middleton  
Jeff Holstein  
Chris Couch
- 1988 Grayson Marshall
- 1989 Jerry Pryor
- 1990 Elden Campbell  
Marion Cash  
Derrick Forrest  
Kirkland Howling
- 1991 Colby Brown  
Donnell Bruce  
Dale Davis  
Ricky Jones  
Sean Tyson
- 1992 Chris Whitney  
Andre Bovain
- 1993 Chris Whitney  
Wayne Buckingham
- 1994 Corey Wallace
- 1995 Bruce Martin
- 1996 Merl Code  
Bill Harder
- 1997 Merl Code  
Bill Harder
- 1998 Greg Buckner
- 1999 Tony Christie  
Terrell McIntyre  
Harold Jamison  
Tom Wideman
- 2000 Andrius Jurkunas
- 2001 Will Solomon  
Adam Allenspach
- 2002 Edward Scott
- 2003 Ray Henderson  
Edward Scott
- 2004 Chris Hobbs
- 2005 Sharrod Ford  
Olu Babalola
- 2006 Akin Akingbala  
Steve Allen  
Shawan Robinson
- 2007 Vernon Hamilton  
Cliff Hammonds
- 2008 Cliff Hammonds
- 2009 K.C. Rivers
- 2010 Trevor Booker  
Demontez Stitt

- Greenville Tip-Off Club**  
*(Presented to leading rebounder)*
- 1971 David Angel (180)
  - 1972 David Angel (253)
  - 1974 Tree Rollins (316)
  - 1975 Tree Rollins (328)
  - 1976 Tree Rollins (308)
  - 1977 Tree Rollins (359)
  - 1978 John Campbell (195)
  - 1979 Larry Nance (210)
  - 1980 Larry Nance (259)
  - 1981 Larry Nance (237)
  - 1982 Horace Wyatt (187)
  - 1983 Raymond Jones (219)
  - 1984 Murray Jarman (149)
  - 1985 Vincent Hamilton (200)
  - 1986 Horace Grant (357)
  - 1987 Horace Grant (299)
  - 1988 Dale Davis (223)
  - 1989 Dale Davis (258)
  - 1990 Dale Davis (395)
  - 1991 Dale Davis (340)
  - 1992 Sharone Wright (227)
  - 1993 Sharone Wright (314)
  - 1994 Sharone Wright (362)
  - 1995 Greg Buckner (165)
  - 1996 Harold Jamison (172)
  - 1997 Harold Jamison (187)
  - 1998 Harold Jamison (232)

- 1999 Harold Jamison (346)
- 2000 Adam Allenspach (206)
- 2001 Chris Hobbs (190)
- 2002 Ray Henderson (265)
- 2003 Sharrod Ford (191)
- 2004 Sharrod Ford (202)
- 2005 Sharrod Ford (261)
- 2006 Akin Akingbala (243)
- 2007 Trevor Booker (232)  
James Mays (232)
- 2008 Trevor Booker (249)
- 2009 Trevor Booker (311)
- 2010 Trevor Booker (268)

- Academic Award**  
*(The Academic Award is given by the Fort Hill Clemson Club to the player who has the best cumulative grade-point average)*
- 1985 Ed Bynum
  - 1986 Grayson Marshall
  - 1987 Chris Couch
  - 1988 Donnell Bruce  
Dale Davis
  - 1989 Kirkland Howling
  - 1990 Shawn Lastinger
  - 1991 Ricky Jones
  - 1992 George Kelada
  - 1993 Bruce Martin
  - 1994 Wayne Buckingham  
Byron Morris
  - 1995 Ron Budde
  - 1996 Tom Wideman
  - 1997 Tom Wideman
  - 1998 Tom Wideman
  - 1999 Tom Wideman
  - 2000 Adam Allenspach
  - 2001 Adam Allenspach  
Pasha Bains
  - 2002 Walker Holt
  - 2003 Walker Holt
  - 2004 Shawan Robinson
  - 2005 Shawan Robinson
  - 2006 Shawan Robinson
  - 2007 Jesse Yanutola
  - 2008 Jesse Yanutola
  - 2009 Jonah Baize
  - 2010 Tanner Smith
  - 2011 Jonah Baize
  - 2012 Tanner Smith

- Florence County Award**  
*(Presented by the Florence County Clemson Club to the player with the most assists)*
- 1974 Jeff Reisinger (45)
  - 1975 Jo Jo Bethea (81)
  - 1976 Derrick Johnson (98)
  - 1977 Derrick Johnson (169)
  - 1978 Derrick Johnson (132)
  - 1979 Bobby Conrad (101)
  - 1980 Bobby Conrad (157)
  - 1981 Chris Dodds (187)
  - 1982 Mike Eppley (89)
  - 1983 Marc Campbell (124)
  - 1984 Marc Campbell (104)
  - 1985 Grayson Marshall (192)
  - 1986 Grayson Marshall (262)
  - 1987 Grayson Marshall (221)
  - 1988 Grayson Marshall (182)
  - 1989 Marion Cash (161)
  - 1990 Marion Cash (174)
  - 1991 David Young (100)
  - 1992 Chris Whitney (161)
  - 1993 Chris Whitney (193)
  - 1994 Lou Richie (182)
  - 1995 Merl Code (111)
  - 1996 Terrell McIntyre (90)
  - 1997 Terrell McIntyre (145)
  - 1998 Terrell McIntyre (154)
  - 1999 Terrell McIntyre (188)





# HONORS & AWARDS

- 2000 Will Solomon (95)
- 2001 Edward Scott (127)
- 2002 Edward Scott (238)
- 2003 Edward Scott (161)
- 2004 Vernon Hamilton (91)

**Union County Award**  
*(Presented to the player with the most assists)*

- 2005 Shawan Robinson (94)
- 2006 Cliff Hammonds (105)
- 2007 Cliff Hammonds (147)
- 2008 Cliff Hammonds (133)
- 2009 Demontez Stitt (121)
- 2010 Demontez Stitt (94)

**Clemson Tip-Off Club**  
*(Presented by Clemson Tip-Off Club to best defensive player)*

- 1971 Dickie Foster
- 1972 Bud Martin

**Spartanburg Tip-Off Club**  
*(Presented by Spartanburg Tip-Off Club to best defensive player)*

- 1971 Dickie Foster
- 1972 Bud Martin
- 1974 Tree Rollins
- 1975 Stan Rome
- 1976 Stan Rome
- 1977 Stan Rome
- 1978 Marvin Dickerson
- 1979 Marvin Dickerson
- 1980 Horace Wyatt
- 1981 Raymond Jones
- 1982 Vincent Hamilton
- 1983 Raymond Jones
- 1984 Raymond Jones
- 1985 Vincent Hamilton
- 1986 Glen McCants
- 1987 Horace Grant
- 1988 Grayson Marshall
- 1989 Derrick Forrest
- 1990 Derrick Forrest
- 1991 Andre Bovain
- 1992 Andre Bovain
- 1993 Devin Gray
- 1994 Andre Bovain
- 1995 Iker Iturbe
- 1996 Tom Wideman
- 1997 Tom Wideman
- 1998 Greg Buckner
- 1999 Tom Wideman
- 2000 Andrius Jurkunas
- 2001 Edward Scott
- 2002 none chosen
- 2003 Olu Babalola
- 2004 Sharrod Ford
- 2005 Sharrod Ford
- 2006 Vernon Hamilton
- 2007 Cliff Hammonds
- 2008 James Mays
- 2009 Demontez Stitt
- 2010 David Potter

**Greenwood County Award**  
*(Presented by the Greenwood County Clemson Club to the player with the best free throw percentage)*

- 1972 Terrell Suit (75.3)
- 1973 Bud Martin (84.2)
- 1974 Jeff Reisinger (81.5)
- 1975 Skip Wise (75.4)
- 1976 Dave Brown (79.8)
- 1977 Derrick Johnson (88.7)
- 1978 Greg Coles (78.2)
- 1979 Bobby Conrad (80.6)
- 1980 Fred Gilliam (84.4)

- 1981 Fred Gilliam (85.1)
- 1982 Fred Gilliam (82.9)
- 1983 Anthony Jenkins (88.2)
- 1984 Anthony Jenkins (84.4)
- 1985 Vincent Hamilton (80.3)
- 1986 Larry Middleton (75.0)
- 1987 Larry Middleton (77.6)
- 1988 Tim Kincaid (85.6)
- 1989 Tim Kincaid (77.3)
- 1990 Kirkland Howling (70.8)
- 1991 David Young (83.3)
- 1992 Chris Whitney (76.7)
- 1993 Chris Whitney (80.2)
- 1994 Merl Code (80.9)
- 1995 Bruce Martin (87.5)
- 1996 Terrell McIntyre (79.2)
- 1997 Merl Code (80.7)
- 1998 Terrell McIntyre (77.9)
- 1999 Terrell McIntyre (79.0)
- 2000 Pasha Bains (77.8)
- 2001 Tony Stockman (83.6)
- 2002 Jamar McKnight (75.0)
- 2003 Tomas Nagys (73.9)
- 2004 Edward Scott (73.9)
- 2004 Olu Babalola (75.3)
- Shawan Robinson (75.3)

**Lancaster County Award**  
*(Presented to the player with the best free throw percentage)*

- 2005 Shawan Robinson (83.7)
- 2006 Shawan Robinson (91.3)
- 2007 K.C. Rivers (73.5)

**Greater Greenwood Clemson Club Award**

*(Presented to the player with the best free throw percentage)*

- 2008 Terrence Oglesby (85.1)
- 2009 Terrence Oglesby (84.5)
- 2010 Andre Young (80.0)

**James R. Morrow Award**

*(Presented by the James Morrow family to the most improved player)*

- 1971 Pete Weddell
- 1972 Mike Browning
- 1974 Wayne Croft
- 1975 Jo Jo Bethea
- 1976 Marvin Dickerson
- 1977 Colon Abraham
- 1978 John Campbell
- 1979 Bobby Conrad
- 1980 Fred Gilliam
- 1981 Vincent Hamilton
- 1982 Mike Eppley
- 1983 Dave Shaffer
- 1983 Murray Jarman
- 1984 Anthony Jenkins
- 1985 Glen McCants
- 1986 Glenn Corbit
- 1987 Michael Tait
- 1988 Elden Campbell
- 1989 Dale Davis
- 1990 Marion Cash
- 1991 Colby Brown
- 1992 Ryan Amestoy

- 1993 Bruce Martin
- 1994 Jeff Brown
- 1995 Andy Kelly
- 1996 Tony Christie

**Tom Lynch Award**  
*(Presented to the most improved player)*

- 1997 Mohamed Woni
- 1998 Mohamed Woni
- Harold Jamison
- 1999 Adam Allenspach
- 2000 Chucky Gilmore
- 2001 Tomas Nagys
- 2002 Jamar McKnight
- 2003 Chey Christie
- 2004 Akin Akingbala
- 2005 Vernon Hamilton
- 2006 Steve Allen
- 2007 K.C. Rivers
- 2008 David Potter
- 2009 Jerai Grant
- 2010 Jerai Grant
- 2011 Zavier Anderson
- 2012 Catalin Baciu

**Sumter County Award**  
*(Presented by the Sumter County Clemson Club to the player exhibiting the most hustle)*

- 1971 Bud Martin
- 1974 Van Gregg
- 1975 Wayne Croft

- 1976 Bruce Harman
- 1977 John Franken
- 1978 Stan Rome
- 1979 Bobby Conrad
- 1980 Bobby Conrad
- 1981 Vincent Hamilton
- Marc Campbell
- 1982 Mike Eppley
- 1983 Mike Eppley
- 1984 Marc Campbell
- 1985 Vincent Hamilton
- 1986 Chris Michael
- 1987 Jeff Holstein
- 1988 Jerry Pryor
- 1989 Jerry Pryor
- 1990 Derrick Forrest
- Dale Davis
- 1991 Donnell Bruce
- 1992 Kevin Hines
- 1993 Byron Morris
- 1994 Andre Bovain
- 1995 Bill Harder
- 1996 Brian Chester
- 1997 Brian Chester
- Bill Harder
- 1998 Terrell McIntyre
- 1999 Terrell McIntyre
- 2000 Edward Scott
- 2001 Tomas Nagys
- 2002 Olu Babalola
- 2003 Tomas Nagys
- 2004 Chris Hobbs

**Aiken County Award**  
*(Presented to the player demonstrating the most effort)*

- 2005 Cliff Hammonds
- 2006 Cliff Hammonds
- 2007 Cliff Hammonds
- 2008 Matt Morris
- 2009 Bryan Narcisse
- 2010 Tanner Smith

**Tiger Strength Award**

- 2005 Cliff Hammonds
- 2006 Akin Akingbala
- 2007 Cliff Hammonds
- 2008 Cliff Hammonds
- 2009 Catalin Baciu
- 2010 Noel Johnson
- 2011 Catalin Baciu
- 2012 Bernard Sullivan

**Air Force ROTC Award**  
*(Presented to the player who best exhibits the core values of the Air Force, as demonstrated by his integrity, service before self and excellence in all he does)*

- 2005 Cliff Hammonds
- 2006 Matt Morris
- 2007 Cliff Hammonds
- 2008 Cliff Hammonds
- 2009 Andre Young
- 2010 Tanner Smith


**Road Warrior Award**  
*(Presented by the Cherokee County Clemson Club to the best road game performer)*

- 2007 Vernon Hamilton
- 2008 K.C. Rivers
- 2009 K.C. Rivers
- 2010 Trevor Booker

**Tiger Pride Award**

- 2011 Tanner Smith
- 2012 Bryan Narcisse

**Note:** No awards banquet held after the 1972-73 season.



- OVERVIEW
- PLAYERS
- STAFF
- TRADITION
- REVIEW
- RECORDS




# 100TH ANNIVERSARY TEAM

OVERVIEW  
PLAYERS  
STAFF  
TRADITION  
REVIEW  
RECORDS

## Clemson Names All-Time Team

In the fall of 2011, Clemson announced a 25-man all-time team in conjunction with the men's basketball program's 100th anniversary celebration. The team was selected by a combined vote of Tiger fans on ClemsonTigers.com and a special panel appointed by the sports information office.

Profiles of each member of the 100th anniversary all-time team are included on pages 138-140.




**#35 Trevor Booker • F**  
**2006-10 • Whitmire, SC**

- Started every game of his career (134), a Clemson record for both starts and consecutive starts.
- First-team All-ACC as a senior in 2009-10, he was the first post player from Clemson

to earn the accolade since Elden Campbell and Dale Davis in 1990.

- Third in Clemson history with 1,060 rebounds and fifth with 1,725 career points.
- Second-team All-ACC player in 2008-09 when he led the ACC in field goal percentage and rebounding.
- Led Clemson to three straight NCAA Tournament appearances and also to the championship game of the 2008 ACC Tournament.
- First-team All-ACC Tournament in 2008.
- First-round draft selection (No. 23 overall) by the Washington Wizards in 2010. He was the first senior taken and the first Clemson player drafted in the first round since Sharone Wright was sixth in 1994.
- Earned his undergraduate degree from Clemson in August of 2010.
- Entering his third season with the Washington Wizards in 2012-13.




**#21 Greg Buckner • G/F**  
**1994-98 • Hopkinsville, KY**

- The first player in Clemson history to start on four postseason tournament teams.
- Ranks fourth in Clemson history with 1,754 points; he is also second in school history

in NCAA Tournament scoring.

- Second-team All-ACC as a junior and senior.
- Started 122 consecutive games in his career, a Clemson record that stood until 2008.
- Had 97 double figure scoring games in his career, tied for the all-time school record.
- Led the Tigers to Sweet 16 of the NCAA Tournament and No. 8 final ranking in **USA Today** as a junior.
- First and only Clemson player in history to win ACC Rookie-of-the-Year honors.
- Second round NBA Draft choice of the Dallas Mavericks in 1998; he played 10 seasons in the NBA with five teams.
- Inducted into the Clemson Hall of Fame in 2005.
- Earned undergraduate degree from Clemson in August of 2012.
- Currently a player development coach under Kevin McHale for the Houston Rockets organization.




**#41 Elden Campbell • F/C**  
**1986-90 • Inglewood, CA**

- First-team All-ACC and honorable mention All-American as a senior in 1990.
- Became Clemson's career scoring leader against North Carolina on Feb. 24, 1990

when he scored his first point of the contest on a free throw. It broke Butch Zatezalo's career record and he finished his career with 1,880 points.

- Clemson's leading scorer as a senior with a 16.4 per game average, he was third in field goal percentage, second in rebounding and first in blocked shots and field goals, and second in steals.
- One of only two players in Clemson history with over 100 blocked shots, steals, and assists in a career.
- First-round NBA Draft choice of the Los Angeles Lakers in 1990.
- Scored double figures nine consecutive years in the NBA and played for five teams from 1990-2005.
- Earned NBA World Championship ring with the Detroit Pistons in 2003-04.
- Inducted into the Clemson Hall of Fame in 2000.
- Currently works in real estate in his native California.




**#10 Bobby Conrad • G**  
**1976-80 • Glen Ellyn, IL**

- Starting point guard of the 1979-80 team that advanced to the Elite Eight of the NCAA Tournament.
- Seventh in Clemson history with 402 career assists.
- Took 32 charges in 1978-79,

eight more than any player in Clemson history for a single season.

- Had 60 steals in the 1979-80 season, still one of the top-10 figures in school history.
- Totaled 141 steals over his career, 15th in Clemson history.
- Played in 116 career games and scored 542 points, while converting 72 percent of his free throws.
- Currently a federal judge in North Carolina.




**#34 Dale Davis • F**  
**1987-91 • Toccoa, GA**

- First basketball player inducted into the Clemson Ring of Honor (2000).
- One of just five players in ACC history to accumulate 1,500 points, 1,200 rebounds

and 200 blocked shots in a career, along with Tim Duncan (Wake Forest), Mike Gminski (Duke), Ralph Sampson (Virginia), and Shelden Williams (Duke).

- Led the ACC in rebounding for three straight years, he and Duncan are the only players to do that since 1972.
- Three-time All-ACC player over his career.
- Only player in ACC history to lead the conference in both rebounding and field goal percentage in consecutive years.
- First-round NBA Draft choice of the Indiana Pacers in 1991, he was named to the franchise's 40th anniversary team in 2008.
- Named to the 2000 NBA All-Star Game, his only All-Star selection.
- Played 16 seasons in the NBA with four teams.
- Received his degree in management in May of 1991.
- Currently works with a sports finance and marketing company and owns the Dale Davis Foundation.




**#54 Horace Grant • C**  
**1983-87 • Sparta, GA**

- Named to the ACC's 50-Year Anniversary team, one of only two former Tigers honored.
- Consensus ACC Player-of-the-Year, Clemson's first-ever in basketball, in 1987.
- The ACC's first "Triple Crown" winner after leading the ACC in scoring, field goal percentage, and rebounding in 1986-87.

Shot 65.6 percent from the field, still the fifth-best in ACC history for a season and third in the nation that season.

- Second-team All-American in 1986-87.
- First-round NBA Draft choice of the Chicago Bulls, 10th overall, in 1987.
- Won three NBA World Championships with the Bulls. He finished his career with four, more than any other former Clemson athlete in any sport.
- NBA All-Star in 1993-94 and was a four-time NBA All-Defensive Team (second-team) selection.
- Played 17 seasons in the NBA with four teams.
- Has scored more career NBA points than any other former Tiger.
- Inducted into Clemson Hall of Fame in 1999.



**#15 Vincent Hamilton • G**  
**1980-85 • Rutherfordton, NC**

- Second-team All-ACC guard in 1981-82.
- First Clemson player to lead the ACC in field goal percentage, he shot 58.6 percent for the 1981-82 season. Only one ACC

guard (Julius Hodge) has led the league in field goal percentage since.

- One of the top rebounding guards in school history with 628 for his career, still in the top 20 overall.
- Set Clemson record for rebounds in a single game by a guard with 18 against South Alabama in 1984-85. Also had 21 points and seven assists in one of the fine all-around games in Clemson history.
- Fourth-round NBA Draft choice of the Indiana Pacers in 1985, he was the 72nd player taken overall.
- Played in CBA for nine years and ranked in the top 10 of the league in field goal percentage five of those years, including 1992-93 when he was eighth. Had his





# 100TH ANNIVERSARY TEAM

number retired by the Catbirds in November 1996.

- Earned his degree in management from Clemson.
- Inducted into the Clemson Hall of Fame in 2003.




## #25 Cliff Hammonds • G 2004-08 • Cairo, GA

- Career leader at Clemson in games played (134) and minutes played (4,285).
- Third-team All-ACC selection in 2007-08.
- Second-team All-ACC Tournament choice in 2008

after leading Clemson to its second-ever appearance in the ACC championship game.

- Sixth player in Clemson history to average double figures in scoring each of his four years.
- Named to ACC's All-Freshman Team in 2004-05 after averaging 10.6 points per game.
- Won the "Skip" Prosser Award in 2008, given to the ACC's top scholar-athlete for men's basketball.
- Three-time All-ACC Academic Team selection.
- Earned undergraduate degrees in architecture and psychology in 2008; first scholarship basketball player on record at Clemson to earn a degree in architecture.
- Has played overseas in France, Greece and Turkey.




## #32 Harold Jamison • F 1995-99 • Vance, SC

- Played on three NCAA Tournament teams and an NIT runner-up in his four years.
- First in Clemson history with a .609 career field goal percentage.
- Fifth in school history with

937 rebounds.

- Ranks 22nd on Clemson's all-time list for scoring leaders with 1,231 career points.
- Had 62 dunks as a senior in 1998-99, a single-season record by a Tiger. His .674 field goal percentage was one of the highest in the NCAA that year.
- Grabbed 20 rebounds in the 1999 ACC Tournament game against Florida State, a single-game high for the tournament by a Clemson player.
- Played overseas for more than 10 years following his collegiate career.



## #42 Randy Mahaffey • F 1964-67 • LaGrange, GA


- First-team All-ACC forward in 1967, he was a second-team All-ACC selection in 1965. One of just two Tigers to earn first-team All-ACC honors in the decade of the 1960s.
- Second-team All-ACC

Tournament selection in 1967.

- Three-time All-ACC Academic Team selection.
- Averaged 16 points per game for his Clemson career, the sixth-highest average in Clemson history.
- Third in Clemson history in rebound average, he had a 9.7 figure for his career. Only Tree Rollins and Dale Davis have a higher rebounds per game average.
- Played four seasons in the ABA, 1968-69 with the Kentucky Colonels, 1968-69 with the New York Nets and 1969-71 with the Carolina Cougars.
- Participated in the inaugural ABA All-Star game in

1967-68 in Indianapolis, IN.

- Inducted into the Clemson Hall of Fame in 1975.




## #10 Grayson Marshall • G 1984-88 • Washington, DC

- Clemson's career assists leader with 857, he still ranks fifth on the ACC's all-time list.
- Helped Clemson to a 25-6 record and NCAA Tournament berth in 1986-87.
- Holds four of the top eight

single-season assist totals in school history, including 1985-86 when he set a record with 262.

- Set single-game assists record with 20 versus Maryland-Eastern Shore in 1985.
- Fifth in Clemson history with 189 steals.
- Inducted into the Clemson Hall of Fame in 2009.
- Founder and CEO of the Locker Room Experience, a company based out of Jacksonville, FL.




## #40 James Mays • F 2004-08 • Garner, NC

- Helped Clemson to the 2008 NCAA Tournament, its first appearance in 10 years.
- Second-team all-tournament selection in 2008 after leading Clemson to the 2008 ACC Championship game for only

the second time in school history.

- Ninth in Clemson history with 166 steals, he is the only post player to rank in the top 10 of that statistical category.
- Set single-season record for assists by a post player with 95 as a junior in 2006-07.
- Ranks among top 15 in school history in blocked shots (94) and top 25 in rebounds (622).
- Finished career with 987 points.
- Has played overseas since 2008, including last season in Turkey.




## #23 Banks McFadden • C 1936-40 • Great Falls, SC

- Inducted as a charter member of Clemson's Ring of Honor in 1994.
- One of only eight Division I players to be named All-American in both basketball and football.

• Helms Foundation All-American in 1939, the same year he was named the nation's most versatile athlete.

- No. 23 jersey was retired in 1987.
- Led Clemson to Southern Conference Championship in 1939; three-time All-SoCon Tournament performer.
- Served as Clemson's head men's basketball coach from 1946-56; established most conference wins in school history with 11 in 1951-52 season.
- Inducted into the Clemson Hall of Fame in 1973.
- Passed away in 2005 after a battle with cancer.




## #5 Terrell McIntyre • G 1995-99 • Raeford, NC

- Tied for number one in career double-figure scoring games (97) by a Tiger.
- Ranks second in Clemson history in career scoring (1,839), assists (577), and free throws made (396).

• Earned All-ACC honors three times during his career.

- Led Clemson to four postseason appearances during his career (3 NCAA and 1 NIT).
- Named to the ACC's All-Freshman Team and honorable mention Freshman All-American in 1996.
- First-team All-ACC tournament in 1998, just the fourth player in Clemson history so named.
- ACC scoring leader as a senior (17.9 ppg).
- Named first-team All-Euroleague two times; played overseas for over 10 years, and his jersey was retired in September by Montepaschi Siena in Italy.
- Inducted into the Clemson Hall of Fame in 2007.
- Currently retired from professional basketball and resides in Charlotte, NC.




## #22 Larry Nance • F 1977-81 • Anderson, SC

- Honorable Mention All-American in 1980-81.
- Top rebounder and second-leading scorer on Clemson's 1979-80 team that advanced to the NCAA Final Eight. All-West Regional choice, the

only Clemson player in history to make an NCAA Tournament All-Regional team.

- First-round NBA Draft choice, 20th overall, of the Phoenix Suns in 1981.
- Ranks 13th in NBA history in field goal percentage (.546), among the best by a forward in league history.
- Won the 1984 NBA Slam Dunk Contest, the first ever held.
- Three-time NBA All-Star selection.
- Played 13 seasons in the NBA with two teams.
- No. 22 jersey retired by Cleveland Cavaliers in 1995.
- Inducted into the Clemson Hall of Fame in 1995.
- Worked with the Cleveland Cavaliers front office for several years.



## #1 K.C. Rivers • G/F 2005-09 • Charlotte, NC

- Career leader at Clemson in three-point goals (281).
- Tied with former teammates Trevor Booker and Cliff Hammonds for most games played (134).
- Third in Clemson history

in steals (210), seventh in points scored (1,684) and 11th in rebounds (721).

- Second-team All-ACC selection by the ACSMA in 2007-08 after leading the Tigers in scoring at 14.7 points per game.
- First-team All-ACC Tournament choice in 2008, he had 28 points in championship game against North Carolina.
- Honorable mention All-ACC as a senior.
- Played in 35 ACC wins (regular season + tournament) during his career, tied for the most by an individual

OVERVIEW
PLAYERS
STAFF
TRADITION
REVIEW
RECORDS



# 100TH ANNIVERSARY TEAM

OVERVIEW  
PLAYERS  
STAFF  
TRADITION  
REVIEW  
RECORDS


player in school history.

- Earned undergraduate degree in sociology in 2009.
- Has played overseas in Italy and Russia.



## #30 Wayne "Tree" Rollins • C 1973-77 • Cordele, GA

- Third-team AP All-American in 1976-77.
- Three-time second-team All-ACC selection.
- Clemson's career rebounding leader with 1,311, which ranks fifth in ACC history.
- Ranks third in ACC history in blocked shots with 450, first on a per game basis.
- Only Clemson player to average a double-double four straight seasons.
- One of only two Clemson players in history to record a triple-double, he did it with blocked shots twice.
- First Clemson athlete to have his jersey retired, his No. 30 was hung prior to his final home game.
- First-round NBA Draft choice of the Atlanta Hawks in 1977, the 14th overall pick.
- Played 11 seasons with the Hawks, and was a two-time All-NBA Defensive team selection.
- Coached in the NBA with Indiana and Philadelphia and with the Washington Mystics of the WNBA.




## #10 Edward Scott • G 1999-2003 • Hopkins, SC

- First-team All-ACC as a senior in 2002-03, he was a third-team selection as a junior in 2001-02.
- Named National Player-of-the-Week by Dick Vitale and Andy Katz after scoring 61

points in consecutive wins, first at Virginia and then Florida State in February of 2003.

- Two-time ACC Player-of-the-Week as a senior in 2002-03.
- Ranks in the top 10 in school history in career games started (109), assists (595), assists per game (5.3), and assist-to-turnover ratio (1.89).
- The iron man of the ACC as a senior, he averaged 38.4 minutes per game.
- Ranks in the top 25 in ACC history in both assists and assists per game.
- Earned degree from Clemson in 2007.
- Currently a certified public accountant in Columbia.



## #1 Will Solomon • G 1998-2001 • Hartford, CT


- First-Team All-ACC selection as a sophomore and second team as a junior.
- Had school-record 52 consecutive double-figure scoring games.
- Led the ACC in scoring as a sophomore with a 20.9 average, he finished fourth as a junior with a 19.7 figure. Ranked 16th in the nation in scoring as a sophomore and 32nd as a junior.
- Scored double figures in 57 of his last 60 games.
- Set ACC record for scoring average improvement over consecutive years (+14.6 points per game).
- Just the fourth player in Clemson history to average at least 20 points per game for an entire season.

- Career average of 15.2 points per game is best by a Clemson player since 1990.
- Turned pro after junior year and was a second-round pick of the Memphis Grizzlies in the 2001 draft.
- Played 2001-02 with the Grizzlies and 2008-09 with the Toronto Raptors and Sacramento Kings.
- Played overseas in between and after NBA stints.



## #2 Demontez Stitt • G 2007-11 • Matthews, NC

- Only player in Clemson history to start on four NCAA Tournament teams.
- Third-team All-ACC as a senior in 2010-11 when he averaged 14.5 points per game.
- Ranks 14th in Clemson history with 1,365 points.
- Sixth in Clemson history with 419 assists and 10th with 164 steals.
- First-team All-ACC Tournament in 2011 after scoring 20+ points in consecutive games.
- Led Clemson to NCAA Tournament win over UAB in 2011, the school's first tournament win since 1997.
- Started 111 games, fifth-most in school history.
- Played in Israel in 2011-12 and led Hapoel Tel-Aviv to league championship.



## #21 Chris Whitney • G 1991-93 • Hopkinsville, KY


- Third-team All-ACC in 1992-93.
- 13th in ACC history in assists per game and 20th in steals per game.
- Only ACC player ranked in the top five in the league in five different categories in 1992-93: assists, steals, free throw percentage, three-point percentage, and three-point goals per game.
- Eighth in school history with 167 career three-pointers, despite playing only two seasons.
- Second-team All-ACC Tournament his senior season.
- Second-round NBA Draft choice of the San Antonio Spurs in 1993.
- Played 11 seasons in the NBA with four teams.
- Currently serves as Director of Player Development for the Charlotte Bobcats.



## #24 Billy Williams • G 1977-80 • Raleigh, NC


- Helms Foundation All-American in 1979-80, the only guard in school history to be so honored.
- First-Team All-ACC in 1979-80 when he had nine 20-point games against ACC teams.
- Second-team All-ACC Tournament selection in 1980.
- Led Clemson to the Elite Eight of the 1980 NCAA Tournament, the only team in Clemson history to reach a regional final.
- Helped Clemson defeat six top-20 teams in 1979-80, a Clemson season record.
- Sixth in the ACC in points per game in 1979-80, but he had the best scoring average in league games.
- Clemson's leading scorer in the 1980 NCAA Tournament with 76 points over four games.

- Second-round NBA Draft choice of the Houston Rockets went on to play professionally in Europe.




## #10 Skip Wise • G 1974-75 • Baltimore, MD

- Played just one season at Clemson, but led the ACC in scoring as a freshman.
- Averaged 18.5 points per game and shot 49 percent from the field.
- First-team All-ACC selection that season, the first freshman in the history of the Atlantic Coast Conference to receive such an honor.
- First-team All-ACC Tournament choice in 1975, he posted a team-high 22 points in an overtime loss to Phil Ford-led North Carolina.
- Left school after one season and currently resides in his hometown of Baltimore.



## #34 Sharonne Wright • C 1991-94 • Macon, GA

- Honorable mention AP All-American and second-team All-ACC in 1993-94.
- Finished in the top 20 in the NCAA in rebounding and blocked shots in 1993-94.
- ACC's top shot blocker his first two seasons.
- Ranks fifth in ACC history in career blocks per game.
- Set Clemson record with 124 blocked shots in 1992-93, he ranked second in the NCAA that year, highest in any statistical category by a Clemson player.
- Only ACC player to average a double-double in both the 1992-93 and 1993-94 seasons.
- First-team Freshman All-American in 1991-92.
- First-round NBA Draft choice of the Philadelphia 76ers in 1994, sixth overall. He is the highest draft pick from Clemson in the history of the event.
- Suffered an arm injury in an auto accident in 1997 that eventually forced him to retire in 1998.
- Inducted into the Clemson Hall of Fame in 2011.
- Played and coached overseas for several years after his retirement from the NBA.



## #32 Butch Zatezalo • G 1967-70 • Aliquippa, PA

- First three-time All-ACC player in Clemson history.
- Third in Clemson history in with 1,761 career points, his record stood for 20 years.
- First in Clemson history in points per game with a 23.48 average, he is 10th in ACC history.
- First in Clemson history in 20-point games (52) and 30-point games (16).
- Scored in double figures in 70 of his 75 games, the 93.3 percent figure is best in school history.
- Only Tiger to average at least 20 points per game for three consecutive years.
- Ranks first in school history in made free throws with 501, he made 83.5 percent for his career, sixth-best in school history.
- Led ACC in scoring (25.8 ppg) average in 1968-69.
- Inducted into the Clemson Hall of Fame in 1988 and passed away in August of 2005.





# COACHING RECORDS

	SEASON Victories	
<b>Overall:</b>	25	by Cliff Ellis, 1986-87 by Oliver Purnell, 2006-07
<b>Consecutive:</b>	17	by Cliff Ellis, 1986-87 by Oliver Purnell, 2006-07
<b>Consecutive Start of a Career:</b>	10	by Rick Barnes, 1994-95
<b>First Year:</b>	22	by Brad Brownell, 2010-11
<b>In ACC Regular Season:</b>	10	by Cliff Ellis, 1986-87, 89-90 by Oliver Purnell, 2007-08
<b>Consecutive ACC:</b>	7	by Bobby Roberts, 1966-67
<b>Against AP Top 20:</b>	6	by Bill Foster, 1979-80
<b>By 5 points or less:</b>	8	by Oliver Purnell, 2006-07
<b>ACC by 5 points or less:</b>	6	by Cliff Ellis, 1986-87
<b>In Overtime:</b>	3	by 3 coaches in 3 seasons
<b>Home:</b>	16	by Oliver Purnell, 2006-07
<b>ACC Home:</b>	7	by Bill Foster, 1979-80 by Cliff Ellis, 1989-90 by Oliver Purnell, 2007-08 by Oliver Purnell, 2009-10 by Brad Brownell, 2010-11
<b>Consecutive ACC Home:</b>	7	by Bill Foster, 1979-80 by Cliff Ellis, 1989-90 by Oliver Purnell, 2007-08
<b>Road:</b>	10	by 3 coaches in 3 seasons
<b>Consecutive Road:</b>	10	by Cliff Ellis, 1986-87
<b>Consecutive ACC Road:</b>	5	by Cliff Ellis, 1986-87

## WINNING PERCENTAGE

<b>Overall:</b>	.833 (15-3)	by Joe Davis, 1934-35
<i>Min. 20 Games:</i>	.806 (25-6)	by Cliff Ellis, 1986-87
<b>Road:</b>	.833 (10-2)	by Cliff Ellis, 1986-87
<b>Home:</b>	1.000 (15-0)	by Bill Foster, 1979-80
	1.000 (14-0)	by Cliff Ellis, 1989-90
<b>ACC Regular Season:</b>	.714 (10-4)	by Cliff Ellis, 1986-87, 89-90
<b>ACC Home:</b>	1.000 (7-0)	by Bill Foster, 1979-80
	1.000 (7-0)	by Cliff Ellis, 1986-87
<b>ACC Road:</b>	.714 (5-2)	by Cliff Ellis, 1986-87
<i>First Year:</i>	.647 (22-12)	by Brad Brownell, 2010-11
<b>Overtime (Min. 2 games):</b>	1.000 (3-0)	by Press Maravich, 1956-57
<b>Games decided by 5 points or less:</b>	.875 (7-1)	by Cliff Ellis, 1986-87
<b>ACC games decided by 5 points or less:</b>	.857 (6-1)	by Cliff Ellis, 1986-87

# CLEMSON®


## BASKETBALL

## CAREER Victories

<b>Overall:</b>	177	by Cliff Ellis (177-128), 1985-94
<b>In ACC Regular Season:</b>	56	by Cliff Ellis (56-90), 1985-94
<b>vs. ACC Teams:</b>	59	by Cliff Ellis (59-100), 1985-94
<b>At Home:</b>	123	by Cliff Ellis (123-36), 1985-94
<b>Consecutive Home:</b>	29	by Cliff Ellis (1988-90)
<b>Away:</b>	45	by Joe Davis (45-51), 1932-40
<b>ACC Home:</b>	42	by Cliff Ellis (42-31), 1985-94
<b>ACC Away:</b>	16	by Oliver Purnell (16-40), 2003-10
<b>vs. AP Top 20:</b>	16	by Bill Foster, 1976-84 by Cliff Ellis, 1985-94
<b>vs. AP Top 25:</b>	22	by Cliff Ellis, 1985-94
<b>By 5 points or less:</b>	37	by Cliff Ellis (37-39), 1985-94
<b>ACC by 5 points or less:</b>	23	by Cliff Ellis (23-21), 1985-94
<b>In Overtime:</b>	13	by Bill Foster (13-10), 1976-84
<b>Years as Coach:</b>	10	by Banks McFadden, 1947-56 by Cliff Ellis, 1985-94

## WINNING PERCENTAGE (Minimum three years experience)

<b>Overall:</b>	.611	by Oliver Purnell (138-88), 2003-10
<b>vs. ACC:</b>	.439	by Oliver Purnell (54-69), 2003-10
<b>At Home:</b>	.808	by Cliff Ellis (123-36), 1985-94
<b>Away:</b>	.458	by Joe Davis (44-52), 1932-40
<b>ACC Home:</b>	.594	by Rick Barnes (19-13), 1994-98
<b>ACC Away:</b>	.286	by Oliver Purnell (16-40), 2003-10
<b>By 5 points or less:</b>	.510	by Oliver Purnell (25-24), 2003-10
<b>ACC by 5 points or less:</b>	.523	by Cliff Ellis (23-21), 1985-94
<b>In Overtime:</b>	.750	by Tates Locke (6-2), 1971-75



## Clemson's Head Coaching Summary

Name	Seasons	Years	Home	Away	Neut.	Non Conf	ACC Teams	Nov-Dec	Jan	Feb	Mar	Overall
Frank Dobson	2	1912-13	6-2	7-3	0-0				3-1	9-4	1-0	13-5
John Erwin	2	1914-15	2-1	2-7	0-0				1-2	2-4	1-2	4-8
A.H. Ward	1	1916	1-2-1	1-4	0-0				1-2	1-4-1	0-0	2-6-1
Country Morris	2	1917/1920	10-3	6-5	0-0				3-7	12-1	1-0	16-8
Jiggs Donahue	2	1918-19	5-0	1-3	0-0				1-1	5-0	0-2	6-3
Larry Conover	1	1921	6-0	4-4	0-1				3-1	6-4	1-0	10-5
E.R. Stewart	2	1922-23	12-7	7-11	0-1				6-13	12-6	1-0	19-19
Bud Sanders	2	1924-25	4-12	1-18	1-1				2-16	4-15	0-0	6-31
A.A. Gilliam	1	1926	2-6	2-11	0-0				2-9	2-8	0-0	4-17
Josh Cody	5	1927-31	30-13	18-38	0-4			4-5	19-29	24-20	1-1	48-55
Joe Davis	9	1932-40	51-29	45-51	5-5			5-7	36-37	54-40	6-2	101-86
Rock Norman	6	1941-46	19-31	12-37	1-2			2-6	13-28	17-36	0-0	32-70
Banks McFadden	10	1947-56	45-48	34-75	6-8			22-36	26-40	37-49	0-6	85-131
Press Maravich	6	1957-62	28-25	14-40	13-31	30-37	25-59	20-34	14-28	18-27	3-7	55-96
Bobby Roberts	8	1963-70	45-32	28-57	9-27	41-45	41-71	20-30	30-34	31-45	1-7	82-116
Tates Locke	5	1971-75	43-15	11-38	8-17	42-28	20-42	23-14	19-24	16-24	4-8	62-70
Bill Foster	9	1976-84	102-36	31-50	23-20	112-32	44-74	72-15	38-43	37-36	9-12	156-106
Cliff Ellis	10	1985-94	123-36	33-73	21-19	118-28	59-100	83-16	43-46	36-43	15-23	177-128
Rick Barnes	4	1994-98	48-13	16-25	10-10	44-8	30-40	37-4	16-18	13-17	8-9	74-48
Larry Shyatt	5	1998-03	51-31	9-40	10-13	49-21	21-62	44-16	7-32	14-24	5-12	70-84
Oliver Purnell	7	2003-10	88-26	32-46	18-15	84-19	54-69	77-12	23-31	22-27	16-18	138-88
Brad Brownell	2	2010-12	26-7	7-15	5-5	21-11	18-17	17-10	9-6	8-6	4-4	38-27

2012-13 MEN'S BASKETBALL GUIDE



# FORMER HEAD COACHES

OVERVIEW  
PLAYERS  
STAFF  
TRADITION  
REVIEW  
RECORDS



## Frank Dobson (1911-13)

Frank Dobson was a professional baseball player before coming to Clemson, as he was the property of the Pittsburgh Nationals. Walter Riggs, President of the Clemson Athletic Association, thought it was unfair to keep shuffling coaches year after year. Riggs offered Dobson a three-year contract, which was the first contract offered and signed by a Clemson coach in any sport.

At Clemson, Dobson coached football, basketball and baseball. He was Clemson's first basketball coach, leading the Tigers to their only undefeated season in history in the inaugural season 1911-12, (4-0). In 1912-13, Clemson finished the basketball season with a 9-5 record. He was head baseball coach in 1911-1913.



## John Erwin (1913-15)

John Erwin is one of only two former players to serve as coach in Clemson basketball history. During his two years as coach, he led Clemson to a 4-8 record overall. In Clemson's first game ever on February 9, 1912, his brother James scored 58 points against Butler Guards, still an all-time single-game scoring record.

He scored all 58 points on 29 field goals, no free throws. He played the center position for the Tigers. John and his brother were also tennis standouts at Clemson.

## A.H. Ward (1915-16)

Audley Ward was a professor in agronomy and farm machinery at Clemson. During the 1915-16 season he coached the team on a volunteer basis and the Tigers had a 2-6-1 record.

## Country Morris (1916-17, 1919-20)

In the fall of 1916, Morris was an assistant football coach and head coach of both the basketball and baseball teams. After the 1917 football season he enlisted in the Navy for World War I. Upon his discharge in 1919, he came back to Clemson to coach the baseball and basketball teams. After leaving Clemson he was an athletic director, coach, and manager of pro baseball teams. He also coached sports at the University of Maryland. Morris had a fine 16-8 record in his career, including a 10-3 record in games played at Clemson and 13-1 in the months of February and March.

## Jiggs Donahue (1917-19)

Edward Donahue had to be one of the most organized men in the country. During the 1918-19 school year, Donahue was head coach of four Clemson sports: football, basketball, baseball, and track. During his four years at Clemson, he was basketball and baseball coach for two seasons, and head track coach for one season.

He was an outstanding athlete at Washington & Lee, as he played in the backfield on the football team and played catcher on the baseball team. Upon graduation, he was an assistant coach in football and head coach in baseball and basketball.

At Clemson, Donahue had a 6-3 record, including 5-0 in games played in February.

## Larry Conover (1920-21)

Conover was a line coach for the Clemson football team in addition to serving as head basketball coach. He played center for Penn State's football team and lettered in football in 1916 and 1917. Conover had a fine 10-4 mark at Clemson, including a perfect 6-0 in games played at Clemson.

## E.J. Stewart (1921-23)

E. J. Stewart was head football coach for two years at Clemson, 1921-22. However, he coached more than one sport during his stay at Tigertown. In the spring of 1921, Stewart coached the baseball and track teams while conducting spring football practice. In the fall, Stewart's football team went 1-6-2, but he improved to a 5-4 slate in 1922. He went on to coach the track teams in 1922 and 1923.

He also coached at Nebraska and the University of Texas. At Nebraska, he led the Cornhuskers to a combined record of 11-4 in 1916-1917. They also won the Missouri Valley Conference title both seasons. After leaving the University of Nebraska, he entered the automobile business as President and Treasurer of the Stewart Motor Co. Because of the economic conditions at the time, he decided to go back into coaching.

At Clemson, he had a 19-19 record, including 12-6 in the month of February and 12-7 at home.

## Bud Saunders (1923-25)

Bud Saunders graduated from Missouri in 1911, with a bachelors degree in Law. At Missouri, he played football and basketball. He wanted to play two other sports, but a conference rule at the time forbid an athlete from participating in more than two sports.

Saunders was football coach at Knox College before coming to Clemson. In football, Saunders coached for four seasons, 1923-1926. He also coached the basketball teams in 1924 and 1925. His best season in football came in 1923, as he led the Tigers to a 5-2-1 slate. He was 6-28 as a head basketball coach at Clemson.

## A.A. Gilliam (1925-26)

Gilliam was an assistant football coach for the Tiger football team and coached the freshmen team in 1925. As Clemson's head coach the Tigers had a 4-17 record.



## Josh Cody (1927-31)

Josh Cody, fondly known as "big man," will always be a favorite to Clemson fans. Cody, a big man in stature at 6-2, 220 pounds, led Clemson to victories over South Carolina for four straight years in football. He is the only coach in Clemson history who has been around more than two years who never lost a football game to South Carolina. He also defeated Furman three straight years. Cody had a 13-0-1 record in home games and had a 72 percent winning mark overall, fourth best in Clemson history.

Cody coached Clemson for five seasons, the longest tenure for a Clemson basketball coach in the first 25 years of the sport at Clemson. He had a 48-55 record, including 32-13 at home. Cody passed away on June 17, 1961.

## Joe Davis (1931-40)

Joe Davis was a graduate of Southwestern University of Memphis. For 36 consecutive years Davis and former Clemson Head Football Coach Jess Neely were one of the most acclaimed coaching tandems in college football, nine years at Clemson and 27 seasons at Rice. Davis became Neely's chief football aide in 1931 at Clemson.

He also coached the basketball team, compiling a 101-86 record in nine seasons. He left Clemson as the school's all-time winningest basketball coach and is still fourth in Clemson history in victories. Davis still has the best winning percentage in road games in Clemson history, as his 44-52 road mark was a 46 percent winning mark. His best basketball season was the 1934-35 team that finished with a 15-3 record overall for a .833 pct, an all-time Clemson record.

At Rice he coached basketball for six seasons and won or shared three consecutive SWC championships in 1943-

45, then added another tri-championship in 1949. The 1945 Rice team, led by two-time All-American Bill Henry, finished with a 20-1 record and is generally recognized as one of Rice's greatest teams ever.



## Rock Norman (1940-46)

Rock Norman was one of the state of Virginia's great natural athletes during his day and one of the greatest produced by Roanoke College. Norman spent 51 years in the coaching profession, 34 of them coaching track, basketball, and football at Clemson, The Citadel, Furman and the University of South

Carolina. His last college experience was an 18-year stay at Clemson where his track teams won 49 meets and lost 24.

At one time his teams won 17 consecutive meets. He spent six seasons as head basketball coach at Clemson, a position he also held at three other colleges. Norman won state track titles at Clemson in 1940, 41, 42, 43, 49, 51, 57. He has been enshrined in the South Carolina Athletic Hall of Fame, the Roanoke College Hall of Fame and the Clemson Athletic Hall of Fame. On the hardwood, Norman had a 32-70 record at Clemson.



## Banks McFadden (1946-56)

McFadden was a consensus All-American in both football and basketball in the same calendar year (1939). He is the only Clemson athlete to accomplish this feat and is one reason he was named the nation's most versatile athlete for 1939.

McFadden was elected to the National Football Hall of Fame in 1959 and received the Distinguished Alumni Award from Clemson in 1966. He was a charter member of the Clemson Athletic Hall of Fame and South Carolina Athletic Hall of Fame. He is the only Clemson player to have his jersey retired in two sports. He was the top scorer and All-American on Clemson's only conference postseason basketball championship team (1938-39).

McFadden coached the Tigers for 10 years, tied for the longest tenure in Clemson basketball history. He was Clemson's coach when the Tigers entered the ACC and he had an 85-131 overall record. His best season was in 1951-52 when the Tigers had a record of 17-7, a 71 percent winning percentage.

That team had an 11-4 conference record, still the most wins in school history in league play. McFadden's Tigers improved their league record five straight years between 1948-52, the first coach in NCAA history to do that. He passed away in June, 2005.



## Press Maravich (1956-62)

Press Maravich was the first coach in school history to guide the Tigers to the championship game of the ACC Tournament. Clemson made a dream run in 1962, Maravich's final year at Clemson. He defeated four top 20 teams in his career, the first Clemson coach to beat a ranked opponent. That first ranked win

came in his first year, a 96-94 overtime win against eighth-ranked N.C. State.

Maravich had a record of 55-96 and his best year came in 61-62 when he took Clemson to the Finals of the ACC Tournament. Clemson beat a sixth ranked Duke team in the semifinals of that tournament, then the highest ranked win in Clemson history. He still holds the Clemson record





## FORMER HEAD COACHES

for winning percentage in overtime games, 3-0 in 1956-57, and he also had a 23-19 career mark in games decided by five points or less, also a Clemson record.

Maravich left Clemson and became an assistant coach at N.C. State before moving up to the head coaching position when Everett Case retired. Maravich later became head coach at Louisiana State where he coached his son, Pete, who went on to become the leading scorer in NCAA history. Maravich passed away on April 15, 1987.



### Bobby Roberts (1963-70)

Bobby Roberts coached Clemson for eight seasons and was the head coach when Littlejohn Coliseum opened in 1968. He had an 82-116 record in those eight seasons, including a then record 41 wins over ACC teams. He still is the co-holder of the Clemson coaching record for ACC road wins in a career (14).

His best season was a 17-8 campaign in 1966-67, a season that would have been an NCAA Tournament season by today's standards. During that season Clemson beat all four North Carolina ACC schools within eight days, including North Carolina and N.C. State in the North-South Doubleheader in Charlotte. Duke was ranked 14th and North Carolina third in the UPI poll at the time. Roberts passed away in June of 2002.



### Tates Locke (1970-75)

Tates Locke had a 62-70 record in his five years at Clemson. He coached Clemson to its first ever top 20 season, a #19 final ranking in the UPI poll in 1974-75. That team featured Tree Rollins, Clemson's all-time leading rebounder. That 1974-75 team played in the NIT in New York, Clemson's first postseason

tournament appearance in history.

Locke had an outstanding 43-15 record in games at Littlejohn Coliseum, and he posted a 6-2 career record in overtime games, best in Clemson history on a percentage basis. Locke defeated five ranked teams in his career, including wins over #3 Maryland, #10 North Carolina and #4 N.C. State in the same season.

Locke is now an NBA scout with the Portland Trailblazers.



### Bill Foster (1975-84)

Bill Foster is the third-winningest coach in Clemson history on a percentage basis. He is third to Oliver Purnell and Rick Barnes on a percentage basis in ACC games (.373) and ACC road games (.233). Foster won 156 and lost 106 in his nine years as head coach. He is tied for the most top-20 wins (16) in Clemson history and also won 13 games in overtime, also a program record.

Foster's best year was 1979-80 when he guided the Tigers to a 23-9 record and the Final Eight of the NCAA Tournament, the farthest Clemson has advanced in the history of the NCAA Tournament. The Tigers defeated six Top 20 teams that year, still a single season record for ranked wins. That includes Clemson's only victory in history over the #1 ranked team (87-82 vs. Duke).

Foster left Clemson in 1984 to restart the Miami (FL) program and then was the head coach at Virginia Tech. In 1995-96 he took Virginia Tech to the Sweet 16 of the NCAA Tournament and has won at least 25 games in 1994-95 and 1995-96. His 1994-95 Virginia Tech team won the NIT. He retired after the 1996-97 season with 532 career wins and

resides in Boone, NC. He was inducted into the Clemson Hall of Fame in 2001. In September of 2005 he received the Bobby Roberts Award from the Augusta Sports Council for lifetime contributions to college basketball.

A 1958 graduate of Carson-Newman, he was inducted into the Eagles' Hall of Fame in 2007.



### Cliff Ellis (1984-94)

Cliff Ellis is Clemson's winningest coach in history on a total victories basis (177-128). Ellis coached Clemson for 10 years and the Tigers went to eight postseason tournaments, three NAAs and five NITs. He coached Clemson to the ACC regular season title in 1989-90, the only regular season ACC title

in Clemson history. The Tigers had a 24-8 record that year. His 1986-87 Tiger team won a record 25 games.

Ellis set 33 Clemson coaching records, including ACC regular season victories, victories at home and home winning percentage. He coached Clemson to three NCAA Tournament appearances in a four-year period (1986-90). He left Clemson after the 1993-94 season to become the head coach at Auburn and he took the Tigers to the NCAA Tournament and a top-10 national ranking in 1998-99.

Ellis won 22 games over top-25 teams in his 10 years at Clemson, including an upset of 12th-ranked Florida State in the 1993 ACC Tournament, and a victory over a #2 North Carolina team in 1994.

Ellis was named ACC Coach-of-the-Year in 1986-87 and 1989-90, the only Clemson coach to win that award. After a short stint in broadcasting, he was hired as head coach at Coastal Carolina in July of 2007.



### Rick Barnes (1994-98)

Rick Barnes was the first coach in Clemson history to take the Tigers to the NCAA tournament three consecutive years. He brought Clemson to the NIT in 1994-95 and to the NAAs in 1995-96, 1996-97 and 1997-98, meaning Clemson was in postseason play every year of his tenure.

His top season was his third year, 1996-97, when he coached Clemson to a 16-1 start and a number-two national ranking. The season opened with a 79-71 overtime victory against defending National Champion Kentucky. The team ended the season 23-10 and ranked eighth in the final **USA Today** poll.

Picked last in the ACC prior to his first season, he shocked the basketball world by winning his first 10 games, including a 75-70 victory over #9 Duke in Cameron Indoor Stadium. His second season featured an 18-11 record, including Clemson's first ever ACC Tournament victory over 20th ranked North Carolina.

The Tigers were ranked fifth in the nation in the preseason poll of 1997-98, an example of the level of respect Barnes had brought to the program. Clemson defeated three top 25 teams in 1997-98, including sixth-ranked South Carolina.

The school established attendance records on a per game and total basis in 1996-97 and 1997-98. He is now the head coach at the University of Texas. He took that program to the Final Four in 2004.



### Larry Shyatt (1998-2003)

Larry Shyatt won 70 games during his five years as the head coach at Clemson. He succeeded Rick Barnes, with whom he had served as associate head coach from 1994-95 through 1996-97. Shyatt was given much credit for Clemson's run to a Sweet 16 finish in 1996-97. After coaching Wyoming in 1997-98, he returned

to Clemson.

He immediately led Clemson to a 20-15 record and an NIT berth in his first season, 1998-99. The Tigers defeated Georgia, Rutgers, Butler and Xavier to advance to the championship game versus California. Clemson fell just short, losing by only one point on the last possession of the game. His 20 victories set a Clemson record for wins by a rookie coach and he became just the third ACC coach in history to win 20 games in his first year with a league program.

Shyatt defeated North Carolina three different times over his tenure. The biggest win of his tenure was a 75-65 upset in 2001, when the Tar Heels were ranked #1 in the nation. He also defeated the Tar Heels in 1999 and 2003. During his final season, Clemson started 9-0, which included a victory over basketball power Cincinnati.

Shyatt was an assistant coach at Florida when the Gators won consecutive NCAA titles in 2006 and 2007. He is now in his second stint as the head coach at Wyoming.



### Oliver Purnell (2003-10)

Oliver Purnell coached for seven seasons at Clemson and guided the Tigers to six postseason appearances, including three consecutive NCAA Tournaments in his final three years with the program.

Purnell concluded his career with the Tigers as the winningest coach in Clemson history on a percentage basis. His teams compiled a 138-88 record, which equates to a .611 winning mark. He also set winning percentage school records against ACC foes, both overall and on the road.

Purnell is one of only two coaches in ACC history to improve his team's winning percentage in five consecutive seasons (2004-09).

His 2006-07 team matched a school record by winning 25 games. The team set a Clemson standard with a 17-0 start to the season and advanced to the championship game of the NIT.

He coached the 2007-08 team to a berth in the ACC Championship game, just the second in history for the Tigers. The team won 24 games, including 10 in the regular season ACC race to match a school record.

His 2008-09 team went 23-9 overall, 9-7 in the ACC and handed a top-10 Duke team their worst loss in 19 years when Clemson won 74-47 over the Blue Devils at home. It was the signature victory during the Purnell era.

The 2009-10 team followed with another 9-7 mark in league play, making it the only time in Clemson history the Tigers posted three consecutive winning seasons against ACC competition.

Several players flourished under Purnell's watch. Trevor Booker was a first-team All-ACC forward in 2010 and went on to be a first-round draft pick (#23 overall) by the Washington Wizards. He also coached Cliff Hammonds, the ACC's "Skip" Prosser Award winner in 2008, and K.C. Rivers, a second-team All-ACC performer the same season.

Purnell is now in his third season as the head coach at DePaul University.

OVERVIEW

PLAYERS

STAFF

TRADITION

REVIEW

RECORDS



# ALL-TIME LETTERMEN

OVERVIEW  
PLAYERS  
STAFF  
TRADITION  
REVIEW  
RECORDS

A	
Abee, Russ	1939-40
Abraham, Colon	1974-75, 75-76, 76-77, 77-78
Akingbala, Akin	2002-03, 03-04, 04-05, 05-06
Allen, Steve	2001-02, 03-04, 04-05, 05-06
Allenspach, Adam	1997-98, 98-99, 99-00, 00-01
Amestoy, Ryan	1991-92
Anderson, Zavier	2007-08, 08-09, 09-10, 10-11
Angel, Dave	1970-71, 71-72, 72-73
Antonick, Rudy	1963-64, 64-65, 65-66
Asbill, Henry	1927-28
Ayers, Walt	1964-65, 65-66, 66-67
Ayooob, Joe	1964-65, 65-66, 66-67

B	
Babalola, Olu	2001-02, 02-03, 03-04, 04-05
Baciu, Catalin	2008-09, 09-10, 10-11, 11-12
Bagnal, Thurston	1939-40
Baines, Pasha	1999-00, 00-01
Baize, Jonah	2007-08, 08-09, 09-10, 10-11
Belich, Milan	1981-82, 82-83
Bell, Dwight	1945-46, 46-47, 47-48, 48-49
Benedict, Buddy	1963-64, 64-65, 65-66
Benson, Bob	1959-60, 60-61, 61-62
Best, Michael	1985-86
Bethea, Jo Jo	1973-74, 74-75
Betko, Julian	2002-03
Blackman, Anthony	1984-85
Blalock, Joe	1940-41
Bohonak, Mike	1961-62, 62-63, 63-64
Bolick, R.A.	1943-44
Bonzulak, Bill	1960-61
<b>Booker, Devin</b>	<b>2009-10, 10-11, 11-12</b>
Booker, Trevor	2006-07, 07-08, 08-09, 09-10
Bounellis, D.N.	1943-44
Bovain, Andre	1990-91, 91-92, 92-93, 93-94
Bowie, Paul	1934-35
Boyd, Bobby	1944-45
Braddick, Dustin	1998-99, 99-00, 00-01
Brennan, Jim	1961-62, 62-63, 63-64
Brinkley, Ed	1955-56, 56-57, 57-58
Brown, Colby	1987-88, 88-89, 89-90, 90-91
Brown, David	1974-75, 75-76, 76-77
Brown, Jeff	1992-93, 93-94
Brown, Jive	1971-72, 72-73
Brown, Michael	1986-87
Brown, T.I.	1933-34, 34-35, 35-36
Browning, Mike	1971-72, 72-73
Bruce, Donnell	1987-88, 88-89, 89-90, 90-91
Bryce, Jack	1936-37, 37-38, 38-39
Bryce, W.	1934-35, 35-36, 36-37
Buchanan, Dude	1938-39, 39-40, 40-41
Buckingham, Wayne	1989-90, 91-92, 92-93, 93-94
Buckner, Greg	1994-95, 95-96, 96-97, 97-98
Budde, Ron	1994-95
Burks, Eric	1990-91
Burnisky, Gary	1961-62, 62-63, 63-64
Butchko, Andy	1974-75, 75-76
Bynum, Clarke	1980-81, 81-82, 82-83, 83-84
Bynum, Ed	1984-85

C	
Calhoun, Pat	1931-32
Campbell, Elden	1986-87, 87-88, 88-89, 89-90
Campbell, John	1977-78, 78-79, 79-80
Campbell, Marc	1980-81, 81-82, 82-83, 83-84
Cameron, Tom	1955-56, 56-57, 57-58
Capehart, Tim	1973-74
Carter, R.A.	1936-37
Carver, Don	1957-58, 58-59, 59-60
Cash, Marion	1988-89, 89-90
Channell, Hank	1964-65, 65-66, 66-67
Chappell, H.W.	1943-44
Chester, Brian	1994-95, 95-96, 96-97
Cheves, Bobby	1935-36, 36-37, 37-38
Chiple, Bill	1940-41
Christie, Chey	2001-02, 02-03, 03-04
Christie, Tony	1995-96, 96-97, 97-98, 98-99
Clark, Harold	1929-30, 30-31, 31-32
Clark, Chip	1942-43, 43-44
Clarke, Frank	1957-58

Clifton, Dwon	2000-01
Coakley, John	1968-69, 69-70, 70-71
Code, Merl	1993-94, 94-95, 95-96, 96-97
Cohn, Sam	1965-66
<b>Coleman, Devin</b>	<b>2011-12</b>
Coles, Greg	1975-76, 76-77, 77-78, 78-79
Conant, Scott	1973-74
Conrad, Bobby	1976-77, 77-78, 78-79, 79-80
Cooley, Joe	1971-72
Cooper, Gary	1987-88
Corbit, Glenn	1984-85, 85-86
Couch, Chris	1985-86, 86-87
Cox, Ronnie	1963-64
Coyle, Barney	1938-39, 39-40
Craig, Hawk	1940-41, 42-43
Craig, Johnson	1930-31, 31-32, 32-33
Crain, W.C.	1928-29, 29-30, 30-31
Crawford, Popeye	1945-46
Crawford, W.W.	1928-29
Crocker, Michael	1999-00
Croft, Wayne	1972-73, 73-74, 74-75
Crosland, Ben	1953-54

D	
Danko, Denny	1967-68
Davis, Dale	1987-88, 88-89, 89-90, 90-91
Davis, J.H.	1930-31
Davis, J.W.	1931-32, 32-33
Davis, Murray	1943-44
DeLoache, Billy	1952-53
Demonsthenes, Harry	1945-46
Demsey, Dave	1966-67, 67-68
Dickerson, Marvin	1975-76, 76-77, 77-78, 78-79
Dillard, Bill	1932-33, 33-34, 34-35
Dodson, W.P.	1932-33, 33-34, 34-35
Dodds, Chris	1979-80, 80-81, 81-82
Douglas, Jermel	1998-99, 00-01, 01-02, 02-03
Doyle, George	1945-46

E	
Eckard, Curt	1966-67, 67-68, 68-69
Eppley, Mike	1981-82, 82-83, 83-84
Eskew, H.L.	1927-28

F	
Faer, Mike	1967-68, 68-69
<b>Fields, Carson</b>	<b>2011-12</b>
Flathman, Gene	1937-38, 38-39
Ford, Sharrod	2001-02, 02-03, 03-04, 04-05
Forrest, Derrick	1988-89, 89-90
Foster, Dickie	1968-69, 69-70, 70-71
Francisco, Mel	1971-72
Franken, John	1974-75, 75-76, 76-77
Freeman, Eddis	1943-44, 44-45, 45-46, 46-47
Freeman, Kyle	1993-94
Freeny, S.W.	1942-43
Fuzy, Bob	1979-80

G	
Gage, Charlie	1951-52, 52-53, 53-54
Gardner, Geoff	1994-95
Gardner, Ken	1964-65, 65-66, 66-67
Garner, Patrick	1995-96
Gibbons, Walt	1957-58, 58-59, 59-60
Gibson, J.D.	1928-29, 29-30, 30-31
Gillespie, L.T.	1946-47, 47-48, 48-49
Gillespie, L.T.	1942-43
Gilliam, Fred	1979-80, 80-81, 81-82, 82-83
Gilmore, Chucky	1998-99, 99-00
Goldfarb, Alan	1967-68
Graham, G.D.	1944-45
Graham, Harlan	1984-85
Graham, Whitey	1939-40, 40-41, 41-42
Grant, Harvey	1984-85
Grant, Horace	1983-84, 84-85, 85-86, 86-87
Grant, Jerai	2007-08, 08-09, 09-10, 10-11
Gray, Devin	1991-92, 92-93, 93-94, 94-95
Green, J.W.	1943-44
Gregg, Van	1972-73, 73-74, 74-75



H	
Hall, Richard	1961-62, 63-64
<b>Hall, Rod</b>	<b>2011-12</b>
Hamilton, Vernon	2003-04, 04-05, 05-06, 06-07
Hamilton, Vincent	1980-81, 81-82, 83-84, 84-85
Hammonds, Cliff	2004-05, 05-06, 06-07, 07-08
Harder, Bill	1994-95, 95-96, 96-97
Harman, Bruce	1973-74, 74-75, 75-76
Harris, Steve	1990-91, 1991-92
Haugk, Doug	1948-49, 49-50, 50-51
Hawkins, Bo	1970-71, 71-72
Helms, Garry	1963-64, 64-65, 65-66
Henderson, Ray	1999-00, 00-01, 01-02, 02-03
Hendrix, F.E.	1943-44
Hendrix, Jermere	2001-02
Hewitt, Batson	1927-28, 28-29, 29-30
Hicks, J.C.	1950-51, 51-52, 52-53
Hill, Donte	2009-10
Hill, Frank	1941-42, 42-43
Hines, Kevin	1991-92, 92-93
Hobbs, Chris	2000-01, 01-02, 02-03, 03-04
Hoffman, Doug	1956-57, 57-58, 58-59
Hoishouser, W.A.	1946-47, 47-48, 48-49, 49-50
Holstein, Jeff	1985-86, 86-87
Holt, Walker	1999-00, 00-01, 01-02, 02-03
Hotzchuh, Bruce	1953-54, 54-55, 55-56
Holzshu, Paul	1968-69, 69-70
Hoover, Al	1976-77
Howell, Jimmy	1974-75, 75-76, 76-77, 77-78
Howling, Kirkland	1988-89, 89-90
Hudson, Jimmy	2003-04, 04-05
Hunt, Rick	1972-73

I	
Iturbe, Iker	1994-95, 96-97, 97-98

J	
Jackson, Wistar	1936-37, 38-39
Jamison, Harold	1995-96, 96-97, 97-98, 98-99
Jarman, Murray	1982-83, 83-84
Jenkins, Anthony	1982-83, 83-84, 85-86, 86-87
<b>Jennings, Milton</b>	<b>2009-10, 10-11, 11-12</b>
Jenrette, Jeff	1987-88
Johnson, Danny	1994-95, 95-96
Johnson, Derrick	1975-76, 76-77, 77-78, 78-79
Johnson, Noel	2009-10
Jones, Bob	1927-28, 28-29, 29-30
Jones, LeDarion	1995-96, 96-97
Jones, Raymond	1980-81, 82-83, 83-84, 84-85
Jones, Ricky	1987-88, 88-89, 89-90, 90-91
Jones, Tripp	1966-67, 67-68, 68-69
Jordan, Harold	1947-48





# ALL-TIME LETTERMEN

Jurkunas, Andrius ..... 1995-96, 96-97, 98-99, 99-00

## K

Keelin, Wayne ..... 1947-48  
 Kelada, George ..... 1991-92  
 Kelly, Andy ..... 1992-93, 94-95  
 Key, Marvin ..... 1981-82  
 Kincaid, Tim ..... 1986-87, 87-88, 88-89  
 Kitchens, Ed ..... 1935-36, 36-37, 37-38  
 Krajack, Eddie ..... 1958-59, 59-60, 60-61  
 Krajack, George ..... 1957-58, 58-59, 59-60

## L

Lambrakos, Pete ..... 1941-42, 42-43, 43-44  
 Lancaster, Stan ..... 1938-39, 39-40, 40-41  
 Landers, Bill ..... 1954-55  
 Lastinger, Shawn ..... 1989-90, 90-91  
 Latin, Greg ..... 1969-70  
 Leshock, Jim ..... 1961-62  
 Lester, J.E. .... 1927-28, 28-29, 29-30  
 Lewis, Jim ..... 1957-58, 58-59  
 Logue, Todd ..... 1991-92  
 Long, Jack ..... 1946-47

## M

Magee, Watson ..... 1936-37, 37-38  
 Mahaffey, Donnie ..... 1961-62, 62-63, 63-64  
 Mahaffey, Randy ..... 1964-65, 65-66, 66-67  
 Mahaffey, Richie ..... 1966-67, 67-68, 68-69, 69-70  
 Mahaffey, Tommy ..... 1959-60, 60-61, 61-62  
 Marshall, Grayson ..... 1984-85, 85-86, 86-87, 87-88  
 Martin, Bud ..... 1970-71, 71-72, 72-73  
 Martin, Bruce ..... 1991-92, 92-93, 93-94, 94-95  
 Mason, Jimmy ..... 1990-91  
 Mathis, Troy ..... 2005-06  
 Maxwell, Earle ..... 1958-59, 60-61  
 Mays, James ..... 2004-05, 05-06, 06-07, 07-08  
 McCants, Glen ..... 1982-83, 83-84, 84-85, 85-86  
 McCullough, Tom ..... 1950-51, 51-52, 52-53  
**McDaniels, K.J.** ..... **2011-12**  
 McFadden, Banks ..... 1937-38, 38-39, 39-40  
 McGlone, Tom ..... 1927-28  
 McGraw, John ..... 1950-51, 51-52, 52-53  
 McIlwain, Tom ..... 1942-43  
 McIntyre, Terrell ..... 1995-96, 96-97, 97-98, 98-99  
 McKinstry, Rick ..... 1979-80  
 McKnight, Jamar ..... 2000-01, 01-02  
 Michael, Chris ..... 1982-83, 83-84, 84-85, 85-86  
 Middleton, Larry ..... 1985-86, 86-87  
 Milasnovich, Nick ..... 1961-62, 62-63, 63-64  
 Milford, Lee ..... 1941-42  
 Miller, Danny ..... 1971-72  
 Miller, Johnny ..... 1997-98, 98-99  
 Mitchell, Rod ..... 1987-88, 88-89  
 Moise, Bob ..... 1940-41, 41-42, 42-43  
 Moncrief, Eddie ..... 1955-56, 56-57, 57-58  
 Mooneyhan, Jack ..... 1943-44  
 Moore, Cheyenne ..... 2004-05  
 Moore, O.C. .... 1943-44  
 Moorer, Sonny ..... 1950-51, 51-52, 52-53  
 Mooreman, Bob ..... 1937-38, 38-39, 39-40  
 Morgan, Doc ..... 1953-54, 54-55, 55-56  
 Morgan, Woody ..... 1961-62, 62-63, 63-64  
 Morris, Byron ..... 1992-93, 93-94  
 Morris, Matt ..... 2004-05, 05-06, 06-07, 07-08  
 Murray, Joe ..... 1950-51, 51-52, 52-53

## N

Nagys, Tomas ..... 1999-00, 00-01, 01-02, 02-03  
 Nance, Larry ..... 1977-78, 78-79, 79-80, 80-81  
 Nancisse, Bryan ..... 2008-09, 09-10, 10-11, 11-12  
 Narvin, Chuck ..... 1961-62, 62-63  
 Neel, Jack ..... 1947-48, 48-49, 49-50, 50-51  
 Newman, Aubrey ..... 1920-21  
 Newman, Carter ..... 1924-25, 25-26, 26-27

## O

O'Dell, J.B. .... 1927-28, 28-29  
 Odle, Danny ..... 1971-72  
 Oglesby, Terrence ..... 2007-08, 08-09

## P

Parker, Boyd ..... 1944-45  
 Patterson, Choppy ..... 1959-60, 60-61, 62-63  
 Patterson, Marty ..... 1973-74, 74-75  
 Paul, Tyrone ..... 1990-91  
 Pennington, Clyde ..... 1934-35, 35-36  
 Perry, Sam ..... 2004-05, 05-06, 06-07, 07-08  
 Petrukonis, Karolis ..... 2006-07, 07-08, 08-09, 09-10  
 Poole, Chris ..... 2006-07  
 Poole, David ..... 1978-79  
 Potter, David ..... 2006-07, 07-08, 08-09, 09-10  
 Powell, J.D. .... 1998-99, 99-00  
 Powell, Julius ..... 2005-06, 06-07  
 Privette, Manning ..... 1961-62, 62-63, 63-64  
 Pruitt, June ..... 1945-46, 46-47, 47-48, 48-49  
 Pryor, Jerry ..... 1985-86, 86-87, 87-88, 88-89

## Q

Quinn, Dewey ..... 1945-46, 46-47

## R

Ragland, Rayfield ..... 1993-94, 94-95  
 Reisinger, Jeff ..... 1972-73, 73-74  
 Reynolds, Jim ..... 1945-46, 48-49, 49-50  
 Rice, C.W. .... 1935-36  
 Rice, Lamar ..... 2003-04  
 Richardson, Ron ..... 1949-50, 50-51, 51-52  
 Richie, Lou ..... 1992-93, 93-94  
 Riddle, Furman ..... 1946-47  
 Riddle, Leonard ..... 1943-44, 46-47, 47-48, 48-49  
 Riley, Stick ..... 1941-42, 42-43  
 Riser, Billy ..... 1953-54, 54-55, 55-56  
 Rivers, K.C. .... 2005-06, 06-07, 07-08, 08-09  
 Robinson, Marvin ..... 1950-51, 51-52, 52-53  
 Robinson, Shawan ..... 2002-03, 03-04, 04-05, 05-06  
 Rogers, Charlie ..... 1973-74, 74-75, 75-76  
 Rollins, Tree ..... 1973-74, 74-75, 75-76, 76-77  
 Rome, Stan ..... 1974-75, 75-76, 76-77, 77-78  
 Ross, Bill ..... 1978-79, 79-80, 80-81, 81-82  
 Ross, Jack ..... 1969-70, 70-71  
 Ryan, Barry ..... 1951-52, 52-53, 53-54, 54-55

## S

Sapp, Patrick ..... 1994-95  
**Sapp, T.J.** ..... **2011-12**  
 Scott, Edward ..... 1999-00, 00-01, 01-02, 02-03  
 Scott, Ihsan ..... 1994-95  
 Sears, Walt ..... 1941-42, 42-43  
 Seay, Gene ..... 1955-56, 56-57  
 Seitz, Larry ..... 1960-61, 61-62, 62-63  
 Shaffer, David ..... 1981-82, 82-83, 83-84  
 Shamble, Dutch ..... 1957-58, 58-59, 59-60  
 Sharp, Frank ..... 1943-44  
 Shay, Beau ..... 2001-02, 02-03, 03-04  
 Shealy, Don ..... 1954-55  
 Shook, Buddy ..... 1953-54, 54-55  
 Shore, Harry ..... 1933-34  
 Shuler, N.P. .... 1932-33, 33-34  
 Shyatt, Geoff ..... 2002-03  
 Shyatt, Jeremy ..... 1999-00  
 Simons, T.J. .... 1931-32, 32-33, 33-34  
 Smith, Anthony ..... 1991-92  
 Smith, Romaine ..... 1929-30, 30-31, 31-32  
 Smith, Tanner ..... 2008-09, 09-10, 10-11, 11-12  
 Smith, Tommy ..... 1953-54, 54-55, 55-56  
 Snee, Johnny ..... 1948-49, 49-50, 50-51, 51-52  
 Solomon, Will ..... 1998-99, 99-00, 00-01  
 Spearman, M.W. .... 1933-34, 34-35, 35-36  
 Spender, George ..... 1949-50, 50-51  
 Stanton, Cory ..... 2010-11  
 Stitt, Demontez ..... 2007-08, 08-09, 09-10, 10-11  
 Stockman, Tony ..... 2000-01, 01-02  
 Stone, Rock ..... 1954-55  
 Suit, Terrell ..... 1971-72, 72-73, 73-74  
**Sullivan, Bernard** ..... **2011-12**  
 Sutherland, Jim ..... 1964-65, 65-66, 66-67  
 Swails, Alex ..... 1933-34, 34-35  
 Swails, Jack ..... 1967-68  
 Sykes, Raymond ..... 2005-06, 06-07, 07-08, 08-09

## T

Tabb, Michael ..... 1994-95  
 Tait, Michael ..... 1985-86, 86-87  
 Thomas, Dave ..... 1968-69, 69-70, 70-71  
 Thomas, Dick ..... 1967-68  
 Thomas, Doodle ..... 1928-29, 29-30  
 Tomera, Frank ..... 1992-93, 93-94  
 Townsend, Bunny ..... 1947-48, 48-49, 49-50, 50-51  
 Tyler, A.J. .... 2006-07  
 Tyler, M.D. .... 1944-45  
 Tyson, Sean ..... 1987-88, 89-90, 90-91

## W

Walker, Keith ..... 1978-79, 80-81  
 Wall, H. M. .... 1934-35  
 Wallace, Corey ..... 1991-92, 92-93, 93-94  
 Wallace, Dave ..... 1960-61  
 Wallace, Warren ..... 1982-83, 83-84  
 Ward, Joe ..... 1981-82  
 Warren, Bill ..... 1957-58, 58-59  
 Watts, Joey ..... 1989-90, 1990-91  
 Weddell, Pete ..... 1968-69, 69-70, 70-71  
 Wells, Ames ..... 1951-52, 52-53, 53-54  
 Wells, Chubby ..... 1976-77, 77-78, 78-79  
 Whitney, Chris ..... 1991-92, 92-93  
 Whitt, Vincent ..... 1996-97, 97-98, 98-99  
 Wideman, Tom ..... 1995-96, 96-97, 97-98, 98-99  
 Wiggins, Mitchell ..... 1979-80  
 White, James ..... 1945-46  
 Williams, Billy ..... 1977-78, 78-79, 79-80  
 Williams, John ..... 1970-71, 71-72  
 Williams, W.C. .... 1939-40  
 Wise, Skip ..... 1974-75  
 Woni, Mohamed ..... 1996-97, 97-98  
 Woodruff, Foggy ..... 1927-28, 28-29, 29-30  
 Woodward, Henry ..... 1932-33, 33-34, 34-35  
 Wright, Sharone ..... 1991-92, 92-93, 93-94  
 Wyatt, Horace ..... 1978-79, 79-80, 80-81, 81-82  
 Wyse, J. A. .... 1944-45


## Y

Yanutola, Jesse ..... 2005-06, 06-07, 07-08, 08-09  
 Yarborough, Bill ..... 1952-53, 53-54, 54-55, 55-56, 56-57  
 Yates, Ronnie ..... 1968-69, 69-70  
 Yeary, Dick ..... 1955-56, 56-57  
 Yockel, Vince ..... 1955-56, 56-57, 57-58  
 Young, Andre ..... 2008-09, 09-10, 10-11, 11-12  
 Young, David ..... 1988-89, 89-90, 90-91

## Z

Zane, Stewart ..... 1978-79  
 Zatezalo, Butch ..... 1967-68, 68-69, 69-70

**Note: Current players in bold.**



- OVERVIEW
- PLAYERS
- STAFF
- TRADITION
- REVIEW
- RECORDS



# ALL-TIME LINEUPS

## OVERVIEW

## PLAYERS

## STAFF

## TRADITION

## REVIEW

## RECORDS

### 1911-12

(4-0 Overall)

- G D.E. Hydrick, Fr., 4, 0.5 PPG
- G Johnny Kangeter, Jr., 4, 1.5 PPG
- C James Erwin, Jr., 4, 31.0 PPG
- F John Erwin, So., 4, 17.0 PPG
- F Andrew Evans, Jr., 3, 3.3 PPG

**Note:** James Erwin scored a school record 58 points vs. Butler Guards in the second game of a doubleheader with Furman on February 9, 1912. James and John Erwin were brothers.

### 1912-13

(9-5 Overall)

- G Johnny Kangeter, Sr., 13, 0.5 PPG
- G Caughman, 14, 4.6 PPG
- C James Erwin, Sr., 11, 17.6 PPG
- F John Erwin, Jr., 14, 12.2 PPG
- F Earle Provost, Sr., 11, 1.6 PPG

### 1913-14

(1-3 Overall)

- G Walker, 2, 0.0 PPG
- G Caughman, 5, 6.8 PPG
- C W.P. Logan, So., 4, 1.3 PPG
- F John Erwin, Sr., 4, 16.3 PPG
- F Robert Thornton, Jr., 3, 1.0 PPG

**Note:** John Erwin was a player/coach of the Tigers this season. He finished his career averaging double figures for three seasons.

### 1914-15

(3-5 Overall)

- G N.M. Bull, So., 8, 6.4 PPG
- G Clough Gee, Sr., 7, 1.6 PPG
- C J.W. Stribling, Jr., 7, 2.4 PPG
- F Robert Thornton, Sr., 8, 10.4 PPG
- F John Glover, Sr., 7, 1.4 PPG

### 1915-16

(2-6-1 Overall)

- G Carlos Harris, Jr.
- G N.M. Bull, Jr.
- C J.W. Stribling, Sr.
- F Clarence Vincent, Sr.
- F Edgar Young, Sr.

**Note:** J.W. Stribling scored 50 points vs. Erskine on Feb. 17.

### 1916-17

(8-2 Overall)

- G Taliaferro Robertson, Sr., 8, 1.9 PPG
- G Walter Colbert, Fr., 10, 5.4 PPG
- C J.H. Garraux, Fr., 10, 9.0 PPG
- F John Watkins, So., 10, 12.0 PPG
- F Goode Bryan, Jr., 10, 9.6 PPG

### 1917-18

(3-2 Overall)

- G Walter Colbert, So.
- G Julian Robertson, Jr.
- C Charles Ford, Jr.
- F Goode Bryan, Sr.
- F John Watkins, Jr.

### 1918-19

(3-1 Overall)

- G Julian Robertson, Sr., 4, 13.5 PPG
- G Oliver Going, Jr., 3, 1.5 PPG
- C Charles Ford, Sr., 3, 2.7 PPG
- F J.R. Schenck, So., 4, 6.5 PPG
- F Joseph Black, Jr., 3, 5.0 PPG

### 1919-20

(8-6 Overall)

- G A.P. Coles, So.
- G Oliver Going, Sr.
- C Walter Colbert, Jr.
- F J.R. Schenck, Jr.
- F Joseph Black, Sr.

### 1920-21

(10-5 Overall)

- G W.E. Hines, Sr.
- G A.P. Coles, Jr.
- C James Spearman, Sr.
- F Walter Colbert, Sr.
- F Julian Schilleter, Jr.

### 1921-22

(8-13 Overall, 0-3 SoCon)

- G Julian Schilleter, Sr.
- G Bill Dorn, Sr.
- C R.F. Thornton, So.
- F Elias Day, Jr.
- F George Bryan, Jr.

### 1922-23

(11-6 Overall, 3-3 SoCon)

- G Folsom Colbert, So., 17, 4.1 PPG
- G Mills, 17, 1.5 PPG
- C Joe Wertz, Jr., 7, 1.8 PPG
- F Elias Day, Sr., 17, 12.3 PPG
- F George Bryan, Sr., 17, 5.1 PPG

**Top Sub:** Charlton Garrison, Jr., 7, 0.2 PPG

### 1923-24

(2-17 Overall 0-6 SoCon)

- G Folsom Colbert, Jr., 19, 1.4 PPG
- G Vaughn, 16, 2.9 PPG
- C Hagood, 13, 4.8 PPG
- F Charlton Garrison, Sr., 16, 1.3 PPG
- F Dotterer, 11, 1.7 PPG

**Top Subs:** Joe Wertz, Sr., 8, 2.5 PPG  
Chandler, 7, 6.7 PPG

### 1924-25

(4-14 Overall, 3-2 SoCon)

- G Folsom Colbert, Sr., 18, 3.5 PPG
- G E.D. Palmer, Jr., 11, 0.5 PPG
- C Wallace Roy, Jr., 18, 4.3 PPG
- F Charles Johnson, Sr., 18, 4.8 PPG
- F Carter Newman, So., 18, 7.2 PPG

**Top Subs:** Robert Bunch, Sr., 6, 0.7 PPG

### 1925-26

(4-17 Overall, 1-7 SoCon)

- G H.L. Eskew, So., 19, 1.9 PPG
- G E.D. Palmer, Sr., 14, 1.0 PPG
- C Wallace Roy, Sr., 20, 5.9 PPG
- F John Brock, Jr., 14, 4.2 PPG
- F Carter Newman, Jr., 19, 6.5 PPG

**Top Subs:** Hendee, 6, 3.3 PPG

### 1926-27

(2-13 Overall, 1-7 SoCon)

- G H.L. Eskew, Jr., 12, 4.3 PPG
- G James O'Dell, So., 10, 2.2 PPG
- C McGlone, 15, 1.7 PPG
- F John Brock, Sr., 15, 6.9 PPG
- F Carter Newman, Sr., 10, 3.7 PPG

### 1927-28

(9-14 Overall, 5-7 SoCon)

- G Foggy Woodruff, 13, 1.2 PPG
- G J.E. Lester, 20, 2.9 PPG
- C McGlone, 22, 8.1 PPG
- F Hewitt, 18, 7.9 PPG
- F H.L. Eskew, Sr., 15, 4.6 PPG

**Top Subs:** Bob Jones, So., 10, 0.7 PPG  
Asbill, 6, 4.1 PPG

### 1928-29

(15-12 Overall, 6-4 SoCon)

- G J.E. Lester, 27, 3.0 PPG
- G Foggy Woodruff, 16, 1.0 PPG
- C Ted Crane, 22, 6.3 PPG
- F Doodle Thomas, 25, 6.6 PPG
- F James O'Dell, Sr., 14, 5.3 PPG

**Top Subs:** Hewett, 6, 6.7 PPG  
Bob Jones, Jr., 9, 2.2 PPG  
Crawford, 10, 2.0 PPG

### 1929-30

(16-9 Overall, 8-4 SoCon)

- G Foggy Woodruff
- G Harold Clark, So.
- C Ted Crane
- F Doodle Thomas
- F Bob Jones, Sr.

### 1930-31

(6-7 Overall, 3-5 SoCon)

- G Romaine Smith, 13, 6.9 PPG
- G Harold Clark, Jr., 13, 4.5 PPG
- C Ted Crane, 13, 6.1 PPG
- F J.D. Gibson, Jr., 13, 6.1 PPG
- F J.H. Davis, Fr., 13, 4.5 PPG

**Top Subs:** Pat Calhoun, Jr., 6, 3.2 PPG  
Johnson Craig, So., 7, 1.4 PPG

### 1931-32

(7-13 Overall, 2-9 SoCon)

- G Harold Clark, Sr., 12, 3.9 PPG
- G Pat Calhoun, Sr., 18, 4.9 PPG
- C Ted Simons, So., 16, 6.6 PPG, SO
- F Joe Sherman, So., 18, 6.6 PPG
- F J.H. Davis, So., 10, 3.1 PPG

**Top Subs:** Wood, 7, 2.5 PPG  
Johnson Craig, Jr., 9, 1.8 PPG

**Note:** Calhoun won the Clemson University Norris Medal.

### 1932-33

(10-9 Overall, 0-1 SoCon)

- G Bill Dobson, So., 16, 5.3 PPG
- G Henry Woodard, 18, 5.1 PPG
- C Johnson Craig, Sr., 14, 5.3 PPG
- F Bill Dillard, So., 16, 6.3 PPG
- F Ted Simons, Jr., 13, 6.2 PPG

**Top Subs:** N.P. Shuler, 11, 2.0 PPG  
J.H. Davis, 11, 1.6 PPG

### 1933-34

(7-12 Overall, 0-6 SoCon)

- G N.P. Shuler, Sr., 13, 2.5 PPG
- G Thomas Brown, So., 10, 2.1 PPG
- C Ted Simons, Sr., 11, 4.5 PPG
- F Bill Dobson, Jr., 15, 4.7 PPG
- F Bill Dillard, Jr., 13, 5.5 PPG

**Top Subs:** Armstrong Swails, 7, 3.2 PPG  
M.W. Spearman, 6, 2.8 PPG

### 1934-35

(15-3 Overall, 3-1 SoCon)

- G Thomas Brown, Jr., 17, 2.1 PPG
- G Henry Woodard, 15, 2.9 PPG
- C Armstrong Swails, Sr., 18, 11.4 PPG
- F Bill Dobson, Sr., 14, 2.7 PPG
- F Bill Dillard, Sr., 17, 6.2 PPG

**Top Subs:** Clyde Pennington, Jr., 4, 5.6 PPG  
M.W. Spearman, Jr., 4, 3.6 PPG

### 1935-36

(15-7 Overall, 5-5 SoCon)

- G M.W. Spearman, Sr., 22, 6.5 PPG
- G Thomas Brown, Sr., 21, 2.8 PPG
- C William Bryce, Jr., 19, 6.1 PPG
- F Clyde Pennington, Sr., 22, 10.2 PPG
- F Ed Kitchens, So., 14, 4.3 PPG

**Top Sub:** Bobby Cheves, So., 12, 4.5 PPG

### 1936-37

(6-15 Overall, 2-7 SoCon)

- G Jack Bryce, So., 20, 5.0 PPG
- G Ed Kitchens, Jr., 19, 5.4 PPG
- C William Bryce, Sr., 20, 7.0 PPG
- F Bobby Cheves, Jr., 21, 7.4 PPG
- F Watson Magee, So., 11, 2.2 PPG

**Top Subs:** Jackson, 2, 2.0 PPG  
Miller, 5, 3.3 PPG





# ALL-TIME LINEUPS

## 1937-38

(16-7 Overall, 9-4 SoCon)

- G Ed Kitchens, Sr., 23, 7.7 PPG
- G Jack Bryce, Jr., 23, 3.8 PPG
- C Banks McFadden, So., 23, 13.3 PPG
- F Watson Magee, Jr., 23, 4.1 PPG
- F Bobby Cheves Sr., 23, 7.6 PPG
- Top Subs:** Gene Flathaman, Jr., 23, 1.9 PPG  
Bob Moorman, So., 19, 0.8 PPG  
Doodle Thomas, Jr., 14, 0.7 PPG

## 1938-39

(16-8 Overall, 6-6 SoCon)

- C Banks McFadden, Jr., 24, 11.8 PPG
- G Stan Lancaster, So., 24, 6.0 PPG
- G Bob Moorman, Jr., 24, 4.5 PPG
- F Dude Buchanan, So.
- F Jack Bryce, Sr., 24, 6.0 PPG
- Top Subs:** Thurston Bagnall Jr., 9, 1.2 PPG  
Gene Flathman, Sr., 24, 2.9 PPG

## 1939-40

(9-12 Overall, 9-7 SoCon)

- G Stan Lancaster, Jr., 21, 7.0 PPG
- G Bob Moorman, Sr., 21, 4.1 PPG
- C Banks McFadden, Sr., 16, 13.7 PPG
- F Dude Buchanan, Jr.
- F Barney Coyle, Jr., 20, 6.1 PPG
- Top Subs:** Thurston Bagnall, Sr., 12, 2.9 PPG  
Whitey Graham, So., 9, 2.6 PPG

## 1940-41

(8-14 Overall, 7-8 SoCon)

- G Stan Lancaster, Sr., 22, 7.0 PPG
- G Whitey Graham, Jr., 18, 3.2 PPG
- C Bill Chipley, So., 22, 5.9 PPG
- F Dude Buchanan, Sr., 22, 11.1 PPG
- F Marion Hawk Craig, So., 22, 12.7 PPG
- Top Subs:** Joe Blalock, So., 13, 5.2 PPG  
Bob Moise, So., 20, 1.3 PPG  
Russ Abee, Sr., 15, 1.3 PPG

## 1941-42

(3-14 Overall, 2-10 SoCon)

- G Lee Milford, Jr., 17, 2.8 PPG
- G Walt Sears, Jr., 16, 6.1 PPG
- C Bill Chipley Jr., 9, 5.7 PPG
- F Whitey Graham, Sr., 16, 6.3 PPG
- F Frank Hill, So., 17, 3.4 PPG
- Top Subs:** Marion Hawk Craig, Jr., 7.8 PPG  
Pete Lambrakos, So., 17, 3.5 PPG  
R.A. Riley, So., 15, 4.1 PPG

## 1942-43

(3-13 Overall, 0-10 SoCon)

- G Walt Sears, Sr., 13, 5.2 PPG
- G Bob Moise, Sr., 16, 3.0 PPG
- C R.A. Riley, Jr., 16, 6.5 PPG
- F Marion Hawk Craig, Sr., 13.1 PPG
- F S.W. Freeny, Sr., 12, 2.8 PPG
- Top Subs:** Chip Clark, So., 11, 2.6 PPG  
L.T. Gillespie, So., 11, 1.9 PPG  
Frank Hill, Jr., 14, 1.9 PPG  
Pete Lambrakos, Jr., 12, 3.3 PPG

## 1943-44

(1-10 Overall, 1-2 SoCon)

- G Eddis Freeman, Fr., 11, 7.0 PPG
- G Leonard Riddle, Fr., 11, 11.4 PPG
- C Frank Sharp, Fr., 11, 7.2 PPG
- F Bolick, R.A., So., 9, 1.3 PPG
- F Murry Davis, So., 8, 2.0 PPG
- Top Subs:** H.W. Chappell, So., 11, 0.7 PPG  
Kennedy, So., 5, 0.8 PPG  
Pete Lambrakos, Sr., 6, 2.3 PPG

## 1944-45

(8-8 Overall, 3-5 SoCon)

- G Bobby Boyd, So., 14, 7.1 PPG
- G Eddis Freeman, So., 16, 11.1 PPG
- C G.D. Graham, So., 15, 4.8 PPG

F M.D. Tyler, So., 16, 4.7 PPG

F J.A. Wyse, So., 16, 5.1 PPG

**Top Subs:** Boyd Parker, So., 14, 3.9 PPG  
Poulos, So., 6, 4.8 PPG

## 1945-46

(9-11 Overall, 5-7 SoCon)

- G Chuck Sarratt, So., 10, 2.5 PPG
- G Dewey Quinn, So., 20, 6.1 PPG
- C George Doyle, So., 19, 7.2 PPG
- F June Pruitt, Fr., 20, 12.3 PPG
- F Jim Reynolds, So., 19, 8.7 PPG
- Top Subs:** Dwight Bell, 18, 2.4 PPG  
Chip Clark, Sr., 17, 3.8 PPG  
Eddis Freeman, Jr., 18, 3.9 PPG

## 1946-47

(7-13 Overall, 2-12 SoCon)

- G Frank Gillespie, So., 20, 6.5 PPG
- G Dewey Quinn, Jr., 20, 7.9 PPG
- C W.A. Holshouser, Fr., 20, 8.6 PPG
- F June Pruitt, So., 20, 10.4 PPG
- F Furman Riddle, So., 19, 6.9 PPG
- Top Subs:** Leonard Riddle, So., 18, 5.4 PPG  
Dwight Bell 19, 1.2 PPG  
Eddis Freeman, Sr., 16, 1.3 PPG

## 1947-48

(6-17 Overall, 3-14 SoCon)

- G Frank Gillespie, Jr., 6.2 PPG
- G Leonard Riddle, Jr., 11.5 PPG
- C W.A. Holshouser, So., 23, 9.6 PPG
- F Harold Jordan, Jr., 22, 7.0 PPG
- F June Pruitt, Jr., 12.7 PPG
- Top Subs:** Wayne Keelin, So., 20, 5.1 PPG  
Dwight Bell 22, 3.3 PPG  
Jack Neel, Fr., 20, 2.2 PPG

## 1948-49

(10-11 Overall, 6-9 SoCon)

- G Leonard Riddle, Sr., 10, 6.6 PPG
- G Johnny Snee, Fr., 15, 7.2 PPG
- C Dwight Bell, 15, 5.6 PPG
- F Doug Haugk, So., 19, 10.9 PPG
- F Jim Reynolds, Jr., 12, 10.5 PPG
- Top Subs:** Frank Gillespie Sr., 15, 5.3 PPG  
W.A. Holshouser, Jr., 19, 4.6 PPG  
June Pruitt, Sr., 16, 10.1 PPG

## 1949-50

(10-10 Overall, 8-8 SoCon)

- G Johnny Snee, So., 20, 13.9 PPG
- G George Spender, So., 19, 7.6 PPG
- C Ron Richardson, So., 20, 6.8 PPG
- F Doug Haugk, Jr., 18, 12.6 PPG
- F Jim Reynolds, Sr., 20, 11.5 PPG
- Top Subs:** Julius Townsend, Jr., 20, 4.9 PPG  
W.A. Holshouser, 19, 4.5 PPG

## 1950-51

(11-7 Overall, 9-4 SoCon)

- G Sonny Moorero, So., 17, 6.9 PPG
- G Johnny Snee, Jr., 18, 16.8 PPG
- C John McGraw, So., 14, 8.7 PPG
- F Doug Haugk, Sr., 18, 15.7 PPG
- F Marvin Robinson, So., 18, 5.3 PPG
- Top Sub:** Ron Richardson, Jr., 18, 6.1 PPG

## 1951-52

(17-7 Overall, 11-4 SoCon)

- G Sonny Moorero, Jr., 21, 5.8 PPG
- G Johnny Snee, Sr., 24, 14.8 PPG
- C Ron Richardson, Sr., 24, 11.5 PPG
- F Tommy McCullough, Jr., 24, 9.5 PPG
- F Marvin Robinson, Jr., 24, 11.1 PPG
- Top Subs:** Joe Murray, Jr., 21, 4.8 PPG  
John McGraw, Jr., 24, 6.9 PPG
- Note:** Line on each player includes position, name, height, class, games started, points per game, rebounds per game, field goal percentage and free throw percentage. Number of games started is unavailable for some seasons.

## 1952-53

(8-10 Overall)

- G Sunny Moorero, 5-10, Sr., 18, 4.8, 3.9, .274, .655
- G Joe Murray, 5-10, Sr., 17, 7.0, 4.9, .285, .673
- C John McGraw, 6-6, Sr., 18, 13.8, 11.1, .366, .683
- F Tom McCullough, 6-4, Sr., 18, 12.0, 10.9, .390, .470
- F Marvin Robinson, 6-3, Sr., 17, 12.1, 10.4, .324, .585
- Top Subs:** Bill Yarborough, G, 6-1, Fr., 7.5 PPG, 1.5 RPG  
Ames Wells, G, 5-8, Jr., 4.6 PPG, 1.4 RPG

## ACC ERA STARTING LINEUPS

### 1953-54

(5-18 Overall, 0-9 ACC)

- G Ames Wells, 5-8, Sr., 17, 15.2, 3.0, .413, .664
- G Bruce Holzschuh, 6-2, Jr., 17, 8.2, 5.0, .354, .563
- C Charley Gage, 6-4, Sr., 17, 9.1, 11.3, .400, .614
- F Barry Ryan, 6-1, Jr., 17, 9.6, 5.8, .331, .686
- F Buddy Shook, 6-3, So., 13, 6.8, 6.7, .265, .558
- Top Subs:** Bill Yarborough, 6-0, So., 15.7 PPG, 2.2 RPG  
Tommy Smith, 6-4, So., 4.5 PPG, 4.7 RPG
- Note:** Yarborough red-shirted the season due to injury.

### 1954-55

(2-21 Overall, 0-14 ACC)

- G Bill Yarborough, 6-0, So., 28.3, 3.6, .396, .793
- G Bruce Holzschuh, 6-1, Sr., 9.8, 6.4, .434, .666
- C Bill Riser, 6-7, Sr., 4.4, 8.6, .352, .583
- F Rock Stone, 6-4, Jr., 5.5, 5.6, .339, .667
- F Tommy Smith, 6-4, Jr., 10.3, 9.6, .417, .737
- Note:** Yarborough was fourth in the nation in scoring.

### 1955-56

(9-17 Overall, 1-13 ACC)

- G Bill Yarborough, 6-0, Jr., 18.7, 4.0, .379, .728
- G Tom Cameron, 6-2, So., 13.8, 2.3, .380, .636
- C Gene Seay, 6-6, Jr., 12.6, 10.5, .418, .730
- F Tommy Smith, 6-4, Sr., 6.4, 3.7, .496, .590
- F Vince Yockel, 6-3, So., 20.9, 8.4, .441, .716
- Top Subs:** Ed Brinkley, C, 6-6, So., 6.9 PPG, 7.8 RPG  
Dick Yeary, G, 6-0, So., 5.9 PPG, 1.8 RPG
- Note:** Team was ninth in the nation in scoring.

### 1956-57

(7-17 Overall, 3-11 ACC)

- G Tom Cameron, 6-2, Jr., 19, 12.0, 2.3, .234, .728
- G Bill Yarborough, 6-0, Sr., 13, 14.2, 2.5, .413, .797
- C Ed Brinkley, 6-6, Jr., 22, 13.5, 7.4, .468, .778
- F Vince Yockel, 6-3, Jr., 23, 19.8, 6.9, .418, .738
- F Gene Seay, 6-6, Sr., 20, 9.9, 7.5, .399, .748
- Top Subs:** Doug Hoffman, G, 6-2, So., 5.5 PPG, 4.8 RPG
- Notes:** Team was ninth in the nation in free throw percentage... team defeated #8 N.C. State 96-94 in overtime for Clemson's first-ever win over a ranked team.

### 1957-58

(8-16 Overall, 4-10 ACC)

- G Ed Brinkley, 6-6, Sr., 24, 9.5, 5.9, .371, .769
- G Doug Hoffman, 6-2, Jr., 24, 10.7, 6.0, .436, .568
- C Walt Gibbons, 6-7, So., 11, 10.1, 6.3, .417, .820
- F George Krajack, 6-3, So., 24, 11.2, 6.9, .457, .724
- F Vince Yockel, 6-3, Sr., 24, 13.8, 3.8, .417, .774
- Top Subs:** Don Carver, F, 6-4, So., 5.7 PPG, 4.5 RPG  
Dutch Shamble, G, 6-0, So, 4.5 PPG, 1.2 RPG

### 1958-59

(8-16 Overall, 5-9 ACC)

- G Dutch Shamble, 6-3, Jr., 14, 5.0, 2.4, .277, 692
- G George Krajack, 6-3, Jr., 23, 13.0, 6.4, .415, .704
- C Walt Gibbons, 6-7, Jr., 12, 6.6, 5.2, .335, .738
- F Don Carver, 6-4, Jr., 15, 9.1, 3.7, .397, .600
- F Doug Hoffman, 6-2, Sr., 23, 10.8, 5.9, .346, .693
- Top Subs:** Ed Krajack, G, So., 6-3, 4.1 PPG, 2.2 RPG  
Frank Clarke, C, Jr., 6-7, 1.7 PPG, 2.4 RPG

### 1959-60

(10-16 Overall, 4-10 ACC)

- G Choppy Patterson, 6-0, So., 26, 16.4, 5.0, .376, .812
- G Ed Krajack, 6-4, Jr., 26, 8.8, 4.4, .429, .722
- C Tom Mahaffey, 6-7, So., 24, 7.5, 7.5, .465, .662
- F George Krajack, 6-3, Sr., 26, 13.0, 6.3, .368, .649

OVERVIEW

PLAYERS

STAFF

TRADITION

REVIEW

RECORDS

2012-13 MEN'S BASKETBALL GUIDE



# ALL-TIME LINEUPS

OVERVIEW  
PLAYERS  
STAFF  
TRADITION  
REVIEW  
RECORDS

F Walt Gibbons, 6-7, Sr., 23, 8.0, 6.3, .352, .691  
**Top Subs:** Don Carver, F, 6-4, Sr., 5.0 PPG  
 Dutch Shamble, G, 6-0, Sr., 3.3 PPG  
**Note:** Patterson was ranked 16th in the nation in free throw percentage.

## 1960-61

(10-16 Overall, 5-9 ACC)  
 G Choppy Patterson, 6-1, Jr., 26, 19.0, 3.5, .374, .844  
 G Ed Krajack, 6-4, Sr., 26, 10.2, 4.6, .398, .791  
 C Earle Maxwell, 6-7, Sr., 26, 13.8, 10.9, .430, .715  
 F Tommy Mahaffey, 6-7, Jr., 26, 13.1, 11.3, .434, .581  
 F Dave Wallace, 6-6, Jr., 15, 4.8, 7.5, .302, .632  
**Top Subs:** Bob Benson, G, 6-2, Jr., 4.0 PPG  
 Larry Seitz, F, 6-4, So., 2.4 PPG, 1.9 RPG  
**Note:** Patterson was eighth in the nation in free throw percentage.

## 1961-62


(12-15 Overall, 4-10 ACC)  
 G Jim Brennan, 6-2, So., 27, 17.1, 2.5, .429, .779  
 G Nick Milasnovich, 6-2, So., 23, 14.8, 3.1, .443, .774  
 C Donnie Mahaffey, 6-8, So., 20, 5.3, 6.8, .421, .627  
 F Woody Morgan, 6-7, So., 15, 6.1, 5.8, .409, .546  
 F Mike Bohonak, 6-2, So., 25, 5.6, 5.0, .379, .682  
**Top Subs:** Tommy Mahaffey, F, 6-7, Sr., 8.0 PPG, 6.7 RPG  
 Gary Burnisky, F, 6-5, So., 6.4 PPG, 3.6 RPG

## 1962-63

(12-13 Overall, 5-9 ACC)  
 G Jim Brennan, 6-3, Jr., 22, 16.6, 3.8, .415, .828  
 G Choppy Patterson, 6-0, Sr., 18, 8.8, 2.3, .382, .698  
 C Donnie Mahaffey, 6-8, Jr., 25, 10.6, 10.7, .465, .615  
 F Gary Burnisky, 6-6, Jr., 19, 8.6, 4.6, .447, .800  
 F Woody Morgan, 6-7, Jr., 24, 5.5, 7.3, .367, .508  
**Top Subs:** Nick Milasnovich, G, 6-1, Jr., 8.0 PPG, 2.2 RPG  
 Mike Bohonak, F, 6-2, Jr., 6.3 PPG, 3.9 RPG  
**Note:** Brennan was 20th nationally in free throw percentage.

## 1963-64

(13-12 Overall, 8-6 ACC)  
 G Jim Brennan, 6-3, Sr., 24, 18.3, 4.3, .429, .832  
 G Nick Milasnovich, 6-2, Sr., 18, 7.6, 1.9, .404, .644  
 C Donnie Mahaffey, 6-8, Sr., 24, 9.3, 8.9, .486, .496  
 F Mike Bohonak, 6-2, Sr., 19, 7.3, 5.4, .395, .667  
 F Gary Burnisky, 6-5, Sr., 25, 14.4, 7.8, .456, .898  
**Top Subs:** Woody Morgan, F, 6-7, Sr., 5.3 PPG, 5.2 RPG  
 Garry Helms, F, 6-4, So., 3.5 PPG, 0.9 RPG



2012-13 MEN'S BASKETBALL GUIDE

## 1964-65

(8-15 Overall, 4-10 ACC)  
 G Jim Sutherland, 6-5, So., 22, 16.3, .457, .783  
 G Buddy Benedict, 5-8, Jr., 22, 8.4, 3.2, .418, .605  
 C Randy Mahaffey, 6-7, So., 23, 17.3, 9.7, .498, .697  
 F Garry Helms, 6-4, Jr., 20, 11.2, 4.4, .446, .700  
 F Hank Channell, 6-5, So., 13, 8.2, 4.4, .493, .537  
**Top Subs:** Ken Gardner, F, 6-5, So., 4.5 PPG, 2.8 RPG  
 Joe Ayoob, G, 6-0, So., 3.9 PPG, 2.0 RPG

## 1965-66

(15-10 Overall, 8-6 ACC)  
 G Buddy Benedict, 5-8, Sr., 21, 6.3, 2.0, .377, .650  
 G Jim Sutherland, 6-5, Jr., 24, 16.7, 5.2, .428, .850  
 C Randy Mahaffey, 6-7, Jr., 25, 14.2, 10.2, .438, .699  
 F Garry Helms, 6-4, Sr., 25, 19.2, 4.2, .515, .765  
 F Ken Gardner, 6-5, Jr., 18, 12.2, 8.7, .531, .720  
**Top Subs:** Hank Channell, F, 6-5, Jr., 4.3 PPG, 3.3 RPG  
 Walt Ayers, F, 6-5, Jr., 3.4 PPG, 3.2 RPG  
**Note:** Sutherland ranked 14th in the nation in free throw percentage.

## 1966-67

(17-8 Overall, 9-5 ACC)  
 G Jim Sutherland, 6-5, Sr., 25, 18.8, 4.8, .435, .897  
 G Joe Ayoob, 6-0, Sr., 25, 6.6, 4.4, .407, .742  
 C Randy Mahaffey, 6-7, Sr., 25, 16.8, 9.0, .508, .641  
 F Ken Gardner, 6-6, Sr., 24, 13.1, 7.2, .498, .780  
 F Richie Mahaffey, 6-7, So., 23, 10.2, 7.8, .455, .628  
**Top Subs:** Walt Ayers, F, 6-5, Sr., F, 4.8 PPG  
 Hank Channell, F, 6-5, Sr., 3.1 PPG  
**Notes:** Sutherland ranked fourth in the NCAA in free throw percentage...beat all four ACC North Carolina schools in one week.

## 1967-68

(4-20 Overall, 3-11 ACC)  
 G Butch Zatezalo, 5-11, So., 24, 23.0, 2.6, .367, .821  
 G Dick Thomas, 6-3, Jr., 21, 7.6, 3.0, .406, .622  
 C Richie Mahaffey, 6-7, Jr., 24, 16.6, 11.5, .452, .660  
 F Trip Jones, 6-5, Jr., 22, 9.9, 9.6, .467, .691  
 F Dave Demsey, 6-4, Sr., 13, 3.9, 3.0, .324, .513  
**Top Subs:** Curt Eckard, 6-5, Jr., 5.7 PPG  
 Denny Danko, 6-3, Jr., 3.1 PPG

## 1968-69

(6-19 Overall, 2-12 ACC)  
 G Butch Zatezalo, 5-11, Jr., 25, 25.8, 3.6, .424, .825  
 G Dave Thomas, 6-1, So., 24, 10.3, 2.4, .439, .686  
 C Curt Eckard, 6-5, Sr., 16, 6.4, 4.1, .472, .552  
 F Ronnie Yates, 6-4, Jr., 20, 12.4, 6.2, .432, .608  
 F John Coakley, 6-2, So., 11, 4.9, 1.8, .311, .561  
**Top Subs:** Richie Mahaffey, C, 6-7, Sr., 12.8 PPG  
 Trip Jones, F, 6-5, Sr., 7.0 PPG  
**Notes:** Zatezalo ranked 14th in the nation and first in the ACC in scoring...Mahaffey was injured in 10th game and red-shirted the season...first year of Littlejohn Coliseum.

## 1969-70


(7-19 Overall, 2-12 ACC)  
 G Butch Zatezalo, 5-11, Sr., 26, 21.7, 2.2, .441, .817  
 G Dave Thomas, 6-1, Jr., 26, 11.6, 2.9, .416, .621  
 C Richie Mahaffey, 6-7, Sr., 15, 14.8, 9.1, .549, .571  
 F Greg Latin, 6-7, Sr., 24, 12.9, 8.6, .430, .643  
 F Dickie Foster, 6-6, Jr., 24, 8.0, 7.4, .518, .634  
**Top Subs:** Ronnie Yates, F, 6-4, Sr., 10.6 PPG  
 John Coakley, G, 6-2, Jr., 4.2 PPG

## 1970-71

(9-17 Overall, 3-11 ACC)  
 G Dave Thomas, 6-1, Sr., 26, 13.0, 3.3, .453, .733  
 G Bo Hawkins, 5-10, Jr., 16, 3.6, 1.5, .354, .600  
 C Dave Angel, 6-11, So., 24, 13.7, 6.9, .517, .661  
 F Dickie Foster, 6-6, Sr., 26, 9.2, 6.9, .397, .544  
 F Pete Weddell, 6-6, Sr., 10, 5.4, 3.1, .511, .651  
**Top Subs:** Bud Martin, G, 6-1, So., 5.7 PPG  
 John Coakley, G, 6-2, Sr., 4.8 PPG

## 1971-72

(10-16 Overall, 2-10 ACC)  
 G Terrell Suit, 6-0, So., 19, 11.2, 2.3, .407, .753



G Bo Hawkins, 5-10, Sr., 16, 3.1, 1.5, .386, .583  
 C Dave Angel, 6-11, Jr., 23, 13.9, 9.7, .450, .709  
 F Denny Odle, 6-5, So., 24, 13.2, 6.6, .436, .696  
 F Mike Browning, 6-7, Jr., 25, 11.9, 7.3, .446, .715  
**Top Subs:** Bud Martin, G, 6-1, Jr., 6.4 PPG  
 Jive Brown, G, 6-2, Jr., 3.9 PPG

## 1972-73

(12-14 Overall, 4-8 ACC)  
 G Van Gregg, 6-2, So., 21, 13.6, 3.3, .410, .773  
 G Terrell Suit, 6-0, Jr., 14, 7.1, 1.9, .419, .788  
 Bud Martin, 6-0, Sr., 14, 5.8, 2.0, .446, .842  
 C Dave Angel, 6-11, Sr., 19, 8.8, 6.7, .484, .709  
 F Mike Browning, 6-6, Sr., 13, 8.5, 4.9, .459, .594  
 F Jeff Reisinger, 6-6, Jr., 26, 11.7, 6.6, .528, .782  
**Top Subs:** Wayne Croft, C, 6-9, So., 4.8 PPG  
 Jive Brown, G, 6-1, Sr., 4.7 PPG

## 1973-74

(14-12 Overall, 3-9 ACC)  
 G Van Gregg, 6-2, Jr., 26, 13.8, 3.2, .385, .790  
 G Jo Jo Bethea, 6-1, Jr., 16, 3.3, 1.5, .321, .600  
 C Tree Rollins, 7-1, Fr., 26, 12.4, 12.2, .543, .629  
 F Wayne Croft, 6-9, Jr., 25, 11.2, 8.0, .480, .800  
 F Jeff Reisinger, 6-6, Sr., 20, 9.4, 4.9, .472, .815  
**Top Subs:** Terrell Suit, G, 6-0, Sr., 5.7 PPG  
 Bruce Harman, G, 6-0, So., 3.7 PPG

## 1974-75

(17-11 Overall, 8-4 ACC)  
 G Skip Wise, 6-4, Fr., 20, 18.5, 3.1, .489, .754  
 G Jo Jo Bethea, 6-1, Sr., 28, 6.4, 1.5, .533, .647  
 C Tree Rollins, 7-1, So., 28, 13.0, 11.7, .497, .597  
 F Wayne Croft, 6-9, Sr., 28, 7.7, 7.5, .428, .589  
 F Stan Rome, 6-5, Fr., 22, 10.4, 4.7, .428, .676  
**Top Subs:** Colon Abraham, F, 6-7, Fr., 7.1 PPG  
 Van Gregg, G, 6-2, Sr., 6.6 PPG  
**Notes:** Wise became the league's first first-team All-ACC choice as a freshman...nine of the 11 losses were by five points or less...beat three top-10 teams: Maryland (#3), North Carolina (#10), N.C. State (#4)...advanced to NIT for first time...ranked 19th in the nation in final UPI poll.

## 1975-76

(18-10 Overall, 5-7 ACC)  
 G Bruce Harman, 6-1, Sr., 25, 7.0, 1.1, .542, .515  
 G John Franken, 6-1, Jr., 15, 4.2, 1.4, .390, .600  
 C Tree Rollins, 7-1, Jr., 28, 13.7, 11.0, .543, .566  
 F Colon Abraham, 6-7, So., 26, 9.4, 3.9, .523, .720  
 F David Brown, 6-8, Jr., 20, 11.6, 6.0, .527, .798  
**Top Subs:** Stan Rome, F, 6-4, So., 11.7 PPG  
 Greg Coles, G, 6-0, Fr., 8.7 PPG  
**Notes:** Beat #5 Wake Forest and #2 Maryland in back-to-back road games...team 10th in nation in field goal percentage.





# ALL-TIME LINEUPS

## 1976-77

(22-6 Overall, 8-4 ACC)

- G Derrick Johnson, 6-2, So., 23, 8.5, \*6.0, .513, .887
- G John Franken, 6-1, Sr., 12, 4.6, 1.8, .413, .483
- C Tree Rollins, 7-1, Sr., 28, 14.1, 12.8, .580, .632
- F Stan Rome, 6-4, Jr., 27, 15.3, 3.3, .551, .617
- F David Brown, 6-8, Sr., 18, 7.1, 5.2, .448, .766

**Top Subs:** Colon Abraham, F, 6-7, Jr., 12.8 PPG  
Greg Coles, G, 6-0, So., 8.6 PPG

**Notes:** Beat #4 North Carolina and #4 Wake Forest...Rollins ranked 12th in the nation and led the ACC in rebounding... team was seventh in field goal percentage defense, second in scoring margin, and 14th in scoring...reached #10 ranking at mid-season...Rollins was a first-round pick of the Atlanta Hawks.

## 1977-78

(15-12 Overall, 3-9 ACC)

- G Stan Rome, 6-5, Sr., 24, 12.7, 3.1, .448, .612
- G Derrick Johnson, 6-2, Jr., 25, 10.3, \*5.1, .532, .838
- C Chubby Wells, 6-5, Jr., 22, 9.9, 4.9, .561, .667
- F Jimmy Howell, 6-7, Sr., 16, 8.7, 5.1, .541, .769
- F Colon Abraham, 6-7, Sr., 25, 10.7, 3.3, .527, .719

**Top Subs:** John Campbell, C, 6-10, So., 9.4 PPG, 7.2 RPG  
Greg Coles, G, 6-2, Jr., 8.8 PPG

**Notes:** Team ranked 13th nationally in field goal percentage;  
\* - assist average

## 1978-79

(19-10 Overall, 5-7 ACC)

- G Billy Williams, 6-3, Jr., 28, 13.2, 2.2, .527, .739
- G Bobby Conrad, 6-0, Jr., 17, 4.7, \*3.5, .439, .806
- C John Campbell, 6-10, Jr., 11, 5.6, 4.6, .568, .593
- F Marvin Dickerson, 6-6, Sr., 28, 7.9, 4.9, .522, .635
- F Larry Nance, 6-10, So., 28, 11.1, 7.2, .519, .636

**Top Subs:** Derrick Johnson, G, 6-9, Sr., 7.9 PPG  
Horace Wyatt, F, 6-7, Jr., 5.9 PPG

**Notes:** Won Sun Bowl Tourney...beat Kentucky at Kentucky, 68-67 in OT, in what was then the largest crowd ever for NIT game; \* - assist average

## 1979-80

(23-9 Overall, 8-6 ACC)

- G Billy Williams, 6-3, Sr., 32, 17.6, 3.3, .535, .748
- G Bobby Conrad, 6-2, Sr., 32, 7.8, \*4.9, .500, .726
- C John Campbell, 6-10, Sr., 27, 10.9, 6.4, .580, .556
- F Larry Nance, 6-10, Jr., 32, 13.9, 8.1, .515, .598
- F Horace Wyatt, 6-10, So., 31, 8.0, 4.8, .481, .667

**Top Subs:** Fred Gilliam, F, 6-8, Fr., 6.6 PPG  
Chris Dodds, G, 6-0, So., 5.9 PPG  
Mitchell Wiggins, G, 6-4, So., 5.5 PPG

**Notes:** Reached Final 8 of NCAA Tourney...defeated six top-20 teams...beat #1 Duke before record crowd of 13,853...Williams was first-team All-ACC selection...reached #10 rank in AP in mid-February...team ranked 16th in the nation in scoring margin; \* - assist average

## 1980-81

(20-11 Overall, 6-8 ACC)

- G Chris Dodds, 6-0, Jr., 31, 11.5, \*6.0, .529, .731
- G Vincent Hamilton, 6-4, Fr., 22, 8.8, 4.6, .536, .730
- C Bill Ross, 6-10, Jr., 20, 5.8, 3.9, .473, .548
- F Larry Nance, 6-10, Sr., 27, 15.9, 7.6, .575, .690
- F Fred Gilliam, 6-8, So., 24, 9.3, 3.9, .473, .851

**Top Subs:** Horace Wyatt, F, 6-10, Jr., 8.4 PPG  
Clarke Bynum, F, 6-7, Fr., 6.8 PPG

**Notes:** Lost in first round of the NIT...Nance was a first-round pick of the Phoenix Suns...Nance was a second-team All-ACC selection...won Rainbow Classic, beat eventual NCAA champion Indiana...beat #5 Wake Forest.

## 1981-82

(14-14 Overall, 4-10 ACC)

- G Vincent Hamilton, 6-4, So., 28, 15.0, 4.8, .586, .806
- G Mike Eppley, 6-2, So., 15, 4.3, \*4.2, .437, .750
- C Horace Wyatt, 6-10, Sr., 28, 11.0, 6.7, .601, .630
- F Fred Gilliam, 6-9, Jr., 26, 10.7, 5.3, .478, .829
- F David Shaffer, 6-7, Fr., 16, 6.5, 3.3, .483, .754

**Top Subs:** Bill Ross, C, 6-10, Sr., 5.6 PPG  
Clarke Bynum, F, 6-7, So., 5.4 PPG

**Notes:** Hamilton led the ACC in field goal percentage... lost in first round of the NIT...Raymond Jones received red-shirt year...team ranked 20th in the nation in free throw percentage...Hamilton was a second-team All-ACC selection; \* - assist average

## 1982-83

(11-20 Overall, 2-12 ACC)

- G Mike Eppley, 6-2, Jr., 18, 5.7, \*5.0, .463, .759
- G Warren Wallace, 6-2, Fr., 20, 7.5, 2.2, .467, .522
- C Raymond Jones, 6-8, So., 31, 11.5, 7.1, .482, .700
- F David Shaffer, 6-7, So., 25, 9.1, 4.9, .480, .709
- F Fred Gilliam, 6-8, Sr., 16, 8.8, 4.4, .456, .800

**Top Subs:** Marc Campbell, G, 6-2, Jr., 9.1 PPG  
Anthony Jenkins, F, 6-7, Fr., 8.4 PPG  
Chris Michael, F, 6-5, 7.5 PPG

**Notes:** Led the ACC in three-point field goal percentage... Hamilton received red-shirt year due to injury.

## 1983-84

(14-14 Overall, 3-11 ACC)

- G Mike Eppley, 6-2, Sr., 11, 3.2, \*3.3, .400, .818
- G Vincent Hamilton, 6-4, Jr., 24, 14.2, 5.4, .505, .671
- C Murray Jarman, 6-6, Sr., 27, 15.0, 5.5, .569, .738
- F Chris Michael, 6-5, So., 20, 7.5, 3.2, .461, .613
- F Raymond Jones, 6-8, Jr., 18, 7.0, 4.8, .483, .574

**Top Subs:** Anthony Jenkins, F, 6-7, So., 10.1 PPG  
Marc Campbell, G, 6-2, Sr., 7.1 PPG

**Notes:** David Shaffer started first seven games at point guard, but was injured and lost for the year...Jarman was named second-team All-ACC Tournament...won #15 Duke...team led the nation with 20.5 assists per game; \* - assist average.

## 1984-85

(16-13 Overall, 5-9 ACC)

- G Vincent Hamilton, 6-4, Sr., 28, 15.1, 6.9, .486, .803
- G Chris Michael, 6-5, Jr., 24, 8.8, 3.1, .398, .649
- C Glen McCants, 6-9, Jr., 20, 7.9, 6.0, .525, .640
- F Horace Grant, 6-9, So., 26, 11.3, 6.8, .555, .637
- F Glenn Corbit, 6-6, Jr., 25, 11.7, 3.2, .451, .685

**Top Subs:** Grayson Marshall, G, 6-2, Fr., 7.3 PPG, 6.6 APG  
Raymond Jones, C, 6-9, Sr., 6.8 PPG  
Harvey Grant, F, 6-10, Fr., 5.1 PPG

**Notes:** Advanced to NIT...led the conference in rebounding... McCants was injured in the 20th game and lost for the season...beat three top-20 teams, #9 Georgia Tech, #11 North Carolina, and #20 Maryland...team ranked 22nd nationally in rebound margin...Marshall ranked 20th in the nation in assists.

## 1985-86

(19-15 Overall, 3-11 ACC)

- G Grayson Marshall, 6-2, So., 31, 8.3, \*7.7, .463, .701
- G Larry Middleton, 6-3, Jr., 22, 11.4, 3.7, .424, .750
- C Glen McCants, 6-9, Sr., 34, 9.2, 5.6, .533, .727
- F Glenn Corbit, 6-6, Sr., 17, 9.9, 3.0, .502, .620
- F Horace Grant, 6-10, Jr., 31, 16.4, 10.5, .584, .725

**Top Subs:** Jerry Pryor, F, 6-7, Fr., 6.5 PPG  
Anthony Jenkins, F, 6-7, Jr., 5.6 PPG

**Notes:** Grant ranked 10th in the nation, first in the ACC in rebounding...Marshall tied for 13th in the nation in assists... Grant ranked 27th nationally in field goal percentage... team reached final eight of NIT...handed Bradley its only regular season loss; \* - assist average

## 1986-87

(25-6 Overall, 10-4 ACC)

- G Grayson Marshall, 6-2, Jr., 26, 6.1, \*7.4, .450, .740
- G Michael Tait, 6-2, Sr., 31, 12.9, 3.4, .517, .711
- C Horace Grant, 6-10, Sr., 28, 21.0, 9.6, .656, .708
- F Jerry Pryor, 6-7, So., 31, 12.2, 4.7, .574, .720
- F Anthony Jenkins, 6-7, Sr., 30, 9.1, 3.7, .459, .706

**Top Subs:** Elden Campbell, C, 6-10, Fr., 8.8 PPG  
Michael Brown, G, 6-4, Jr., 8.8 PPG  
Larry Middleton, G, 6-3, Sr., 8.0 PPG

**Notes:** Grant was named the ACC's MVP, Ellis was ACC Coach-of-the-Year, first-ever honors for the school...team finished 13th in national AP poll, first Clemson team to be in final AP top 20...Grant second-team AP and third-team UPI All-American...Ellis was named NABC District Coach-of-the-Year...Grant was the first ACC player to win statistical triple crown (PPG, RPG, FG%)...Grant ranked third in the nation in field goal percentage...Tait ranked 10th in the nation in three-point percentage...Campbell ranked 28th in blocked shots, Grant was 28th in rebounds...Marshall tied for 15th in assists... set school record for wins in a season and in ACC play...team ranked fourth in the nation in scoring, 15th in three-point percentage...seventh in three-point goals per game; \* - assist average

## 1987-88

(14-15 Overall, 4-10 ACC)

- G Grayson Marshall, 6-2, Sr., 27, 7.9, \*6.3, .412, .768
- G Tim Kincaid, 6-3, So., 22, 10.3, \*4.4, .497, .856
- C Elden Campbell, 6-10, So., 27, 18.8, 7.4, .629, .619
- F Dale Davis, 6-9, Fr., 21, 7.8, 7.7, .532, .506
- F Jerry Pryor, 6-7, Jr., 25, 12.0, 4.6, .593, .614


**Top Subs:** Donnell Bruce, G, 6-5, Fr., 6.7 PPG  
Ricky Jones, F, 6-7, Fr., 5.4 PPG

**Notes:** Campbell ranked first in the ACC and 10th in the nation in field goal percentage, first in the ACC and eighth in the nation in blocked shots...Davis was the second freshman of the decade to finish among the top five rebounders in the ACC...team led the ACC in field goal percentage defense...team advanced to NIT...Campbell ranked as the top field goal shooter and shot blocker among sophomores nationally; \* - assist average

## 1988-89

(19-11 Overall, 7-7 ACC)

- G Marion Cash, 6-3, 180, Jr., 19, 6.7, \*5.6, .469, .611
- G Derrick Forrest, 6-3, 175, Jr., 28, 12.5, 3.9, .457, .583
- C Elden Campbell, 6-10, 215, Jr., 25, 17.5, 7.7, .550, .688



# ALL-TIME LINEUPS

OVERVIEW  
PLAYERS  
STAFF  
TRADITION  
REVIEW  
RECORDS

F Jerry Pryor, 6-7, 215, Sr., 22, 6.2, 5.1, .510, .571  
F Ricky Jones, 6-7, 195, So., 16, 4.3, 1.5, .427, .760  
**Top Subs:** Dale Davis, 6-9, 225, So., 14, 13.3, 8.9, .670, .646  
Tim Kincaid, 6-3, 180, Jr., 15, 8.7, 2.1, .472, .773  
**Notes:** Davis was third in the nation in field goal percentage and first in the ACC...set the ACC's single-season field goal percentage mark (.670)...Campbell was tied for ninth in the nation and first in the ACC in blocked shots...Davis led the ACC in rebounding and field goal percentage...team was ranked as high as 19th by **Sporting News** at midseason...defeated #3 North Carolina and #9 Duke during the regular season...Campbell was second-team All-ACC, Davis was third-team (**AP**)...team advanced to final 32 of NCAA Tournament...team led the ACC in blocked shots for second straight year; \* - assist average

## 1989-90

(24-8 Overall, 10-4 ACC)

G Marion Cash, 6-3, 180, Sr., 34, 8.4, 2.9, .429, .651  
G David Young, 6-5, 175, So., 27, 6.1, 1.7, .363, .658  
G Elden Campbell, 6-11, 215, Sr., 30, 16.4, 8.0, .522, .599  
F Dale Davis, 6-11, 230, Jr., 34, 15.3, 11.3, .625, .596  
F Derrick Forrest, 6-3, 175, Sr., 8.2, 3.1, .482, .466  
**Top Subs:** Sean Tyson, 6-7, 215, Jr., 8.5, 4.1, .550, .583  
Ricky Jones, 6-7, 195, Jr., 3.8, 1.5, .505, .611  
Kirkland Howling, 6-4, 180, Sr., 7.4, 2.0, .463, .708  
**Notes:** Clemson won its first ever ACC regular season championship...Davis led the conference in field goal percentage and rebounds for the second consecutive year, a first in conference history...the team came back from a halftime deficit to gain victory on six different occasions...first Clemson team to have two first-team All-ACC players (Davis and Campbell)...Ellis named ACC Coach-of-the-Year...ranked 17th in final AP and UPI polls...13th in **USA Today**...set record for homecourt winning streak, advanced mark to 24 in a row...led ACC in field goal percentage defense and blocked shots.

## 1990-91

(11-17 Overall, 2-12 ACC)

G Eric Burks, Fr, 6-3, 20, 9.0, 2.4, .428, .650  
G David Young, Jr, 6-5, 14, 10.9, 3.1, .440, .833  
C Dale Davis, Sr, 6-11, 28, 17.9, 12.1, .522, .580  
F Ricky Jones, Sr, 6-7, 24, 10.7, 4.4, .547, .620  
F Steve Harris, Fr, 6-4, 20, 4.5, 3.4, .370, .442  
**Top Subs:** Colby Brown, Sr., 6-8, 200, 5.1, 3.1, .496, .708  
Andre Bovain, Fr, 6-1, 170, 5.0, 2.7, .413, .500  
Donnell Bruce, Sr, 6-5, 175, 4.3, 1.3, .409, .769  
**Notes:** Davis finished the season ranked 10th in the nation in rebounding and 17th in blocked shots.

## 1991-92

(14-14 Overall, 4-12 ACC)

G Chris Whitney, Jr, 6-1, 27, 13.4, \*5.8, .410, .767  
G Andre Bovain, So., 6-1, 18, 9.4, 3.3, .455, .406  
C Sharone Wright, Fr, 6-10, 23, 12.0, 8.1, .498, .563  
F Steve Harris, So., 6-4, 19, 6.8, 3.6, .417, .571  
F Corey Wallace, Jr, 6-7, 13, 7.6, 4.2, .538, .712  
**Top Subs:** Devin Gray, Fr, 6-6, 12, 10.9, 5.1, .520, .430  
Eric Burks, So., 6-1, 13, 7.1, 2.2, .504, .600  
Kevin Hines, Jr, 6-7, 12, 6.2, 4.2, .483, .622  
**Notes:** Wright finished the season ranked 31st in the nation in blocked shots...Whitney was 30th in three-point goals per game...team defeated #16 Florida State and #24 Georgia Tech...team set an ACC record with 24 overtime points in win over Georgia Tech...Wright led the ACC in blocked shots and offensive rebounds; \* - assist average

## 1992-93

(17-13 Overall, 5-11 ACC)

G Chris Whitney, Sr, 6-0, 171, 29, 15.7, \*6.4, .441, .802  
G Andre Bovain, Jr, 6-1, 175, 16, 9.6, 4.9, .438, .592  
C Sharone Wright, So, 6-10, 260, 29, 15.0, 10.5, .567, .669  
F Jeff Brown, Jr, 6-3, 195, 16, 7.9, 2.6, .376, .704  
F Devin Gray, So., 6-6, 230, 25, 16.7, 5.5, .530, .637  
**Top Subs:** Kevin Hines, F, Sr, 6-7, 240, 10, 6.4, 3.3, .519, .690  
Bruce Martin, G, So, 6-2, 175, 11, 4.7, 1.4, .354, .810  
Wayne Buckingham, F/C, Jr, 6-8, 275, 6, 4.3, 2.9, .505, .459  
Lou Richie, G, Jr, 5-9, 160, 3, 1.6, \*2.4, .458, .500  
**Notes:** Wright ranked second nationally in blocks per game and 20th in rebounds per game...Whitney was 26th in

three-point goals per game and 24th in assists per game...Wright led the ACC in blocks and rebounds...beat #12 Florida State, 87-75 in ACC Tourney, first win as lower seed in 31 years...also beat #12 Wake Forest 76-74 and #22 Georgia Tech in Atlanta, 89-84...Cliff Ellis became Clemson's winningest coach with 92-82 win over N.C. State on 3-3-93...beat Auburn 84-72 in first round of the NIT...led the ACC in steals per game...Corey Wallace red-shirted season due to shoulder injury; \* - assist average

## 1993-94

(18-16 Overall, 6-10 ACC)

G Lou Richie, Sr, 5-9, 160, 29, 4.8, \*5.5, .349, .667  
G Andre Bovain, Sr, 6-1, 180, 29, 11.5, 4.1, .435, .628  
C Sharone Wright, Jr, 6-11, 260, 33, 15.4, 10.6, .525, .644  
F Jeff Brown, Sr, 6-3, 200, 19, 9.5, 3.2, .432, .787  
F Wayne Buckingham, Sr, 6-8, 275, 15, 3.4, 3.3, .394, .636  
Rayfield Ragland, Jr, 6-6, 215, 15, 5.8, 3.5, .462, .633  
**Top Subs:** Devin Gray, F, Jr, 6-6, 230, 14, 14.4, 6.0, .572, .544  
Corey Wallace, F, Sr, 6-6, 225, 6, 6.2, 2.9, .422, .727  
Merl Code, G, Fr, 6-2, 170, 5, 4.1, \*2.7, .333, .809  
**Notes:** Sharone Wright was second-team All-ACC and Devin Gray was third-team All-ACC...Bovain, Brown, and Richie were all honorable mention All-ACC...Gray led the ACC in field goal percentage...Wright was 19th in the nation in rebounding and 15th in blocks...Wright led the ACC in offensive rebounds...Wright was also chosen All-District by **USBWA**...Cliff Ellis announced his resignation effective at end of the year on January 7...Clemson defeated #20 Oklahoma State at the Rainbow Classic, and #2 North Carolina on February 17 in Littlejohn Coliseum...team advance to Final 8 of the NIT with wins over Southern Miss and West Virginia...Rick Barnes named Clemson head coach on March 22...Devin Gray suffered a heart attack on April 4, 1994; \* - assist average

## 1994-95

(15-13 Overall, 5-11 ACC)

G Merl Code, So., 6-2, 170, 28, 11.8, 3.8, .406, .814  
G Bruce Martin, Gr, 6-2, 180, 28, 8.6, 1.4, .452, .875  
C Iker Iturbe, Fr, 6-7, 230, 20, 6.5, 3.8, .466, .596  
F Greg Buckner, Fr, 6-4, 190, 28, 12.0, 5.9, .526, .513  
F Andy Kelly, Sr, 6-5, 195, 28, 5.1, 2.6, .380, .828  
**Top Subs:** Bill Harder, G, So., 6-0, 175, 0, 8.0, 2.1, .464, .805  
Rayfield Ragland, F, Sr, 6-5, 215, 1, 8.5, 5.4, .497, .600  
**Notes:** Greg Buckner was Clemson's first-ever ACC Rookie-of-the-Year...team led the ACC in fewest turnovers per game with 11.57, second-lowest figure in ACC history...led the ACC and ranked ninth in the nation in scoring defense, allowing 62.5 points per game...Merl Code became the fifth Tiger in history to accumulate at least 100 rebounds, 100 assists, and 50 steals in a season...Buckner made school record 16 consecutive field goals in December...team was ranked 18th in **AP** poll after 10-0 start, first ranking in five years...sixth place ACC finish was program's best in five years... Rick Barnes won his first 10 games, best start of any coach in Clemson history...team won two of three games in North Carolina triangle, just the third time in school history...swept Duke for first time in 18 years, including just the fourth win in history at Duke...advanced to the NIT where the Tigers lost to eventual champion Virginia Tech.

## 1995-96

(18-11 Overall, 7-9 ACC)

G Terrell McIntyre, Fr, 5-8, 175, 21, 12.7, 2.8, .401, .792  
G Greg Buckner, So, 6-4, 200, 29, 13.1, 5.1, .472, .672  
C Tom Wideman, Fr, 6-10, 240, 29, 5.8, 5.2, .485, .562  
F Tony Christie, Fr, 6-6, 215, 14, 8.0, 2.7, .435, .556  
F Andrius Jurkunas, Fr, 6-9, 215, 26, 8.1, 4.7, .420, .615  
**Top Subs:** Harold Jamison, F, Fr, 6-9, 238, 6, 7.6, 5.9, .519, .615  
Merl Code, G, Jr, 6-2, 190, 11, 12.5, 3.6, .442, .897  
Bill Harder, G, Jr, 6-2, 185, 9, 4.3, 2.1, .333, .720  
**Notes:** Team advanced to the NCAA Tournament for the first time in six years...ranked in **AP** top 25 six weeks in a row...beat four top-25 teams, including #6 Wake Forest, 55-41...that is second-highest number of top-25 wins in a season...beat North Carolina in the ACC Tournament 75-73 on a dunk by Greg Buckner with 0.6 seconds left...first win over North Carolina in the ACC Tournament and the first time Clemson beat North Carolina in the state of North

Carolina after 37 straight losses...Buckner was named first-team All-ACC Tournament...McIntyre was a first-team ACC All-Rookie selection...only team in the nation that started four freshmen and advanced to NCAAs...set single-season home attendance record with over 150,000 fans attending home games...team ranked 12th in the nation in scoring defense...Iker Iturbe received an injury red-shirt.

## 1996-97

(23-10 Overall, 9-7 ACC)

G Terrell McIntyre, So, 5-9, 175, 33, 13.4, \*4.4, .391, .797  
G Merl Code, Sr, 6-2, 190, 33, 10.9, 2.5, .400, .807  
C Harold Jamison, So., 6-8, 245, 22, 7.6, 5.7, .597, .567  
F Greg Buckner, Jr, 6-4, 210, 33, 15.6, 4.5, .483, .708  
F Tom Wideman, So, 6-10, 250, 21, 4.3, 5.2, .560, .606  
**Top Subs:** Iker Iturbe, So., 6-7, 235, 20, 5.9, 4.0, .456, .439  
Vincent Whitt, F, Fr, 6-6, 185, 0, 4.5, 3.0, .409, 3.0  
Andrius Jurkunas, F, So, 6-9, 230, 3, 2.5, 1.7, .276, .630  
**Notes:** Ranked as high as #2 in the **AP** poll on Jan. 20, Clemson's highest ranking ever...finished the season ranked #8 in final **USA Today** poll, also the highest in Tiger history, while Clemson played the ninth-toughest schedule in the nation...advanced to the Sweet 16, the first time Clemson had done so since 1990 and only the third time in history...had five wins over ranked teams...started season by upsetting #3 Kentucky (defending national champions); highest ranked non-conference victory in school history...ranked in the top 20 in every poll, a first in Clemson history...had a 12-game winning streak...won its first five ACC games...team won more games away from home than any other Tiger team in history...set a single-season attendance record and recorded six sellouts...also sold a record number of season tickets (7,433)...took #1 seed Minnesota into double overtime in the Sweet 16 in San Antonio before falling 84-90...**Sports Illustrated** did a feature story on the Tiger basketball program for the first time in its 43 years...Buckner and McIntyre were both named second-team All-ACC...opened the season with 4,500 fans at the first-ever Midnight Madness in Littlejohn Coliseum; \* - assist average



IKER ITURBE





# ALL-TIME LINEUPS

## 1997-98

(18-14 Overall, 7-9 ACC)

- G Terrell McIntyre, Jr, 5-9, 175, 23, 13.9, \*5.3, .427, .779
- G Greg Buckner, Sr., 6-4, 210, 32, 16.3, 4.1, .537, .696
- C Tom Wideman, Jr, 6-10, 250, 24, 4.4, 4.8, .533, .433
- F Tony Christie, Jr., 6-6, 210, 25, 8.0, 1.8, .444, .454
- F Iker Iturbe, Jr., 6-7, 235, 20, 5.8, 2.6, .471, .653

**Top Subs:** Harold Jamison, F, Jr., 6-8, 250, 12, 9.8, 7.3, .592, .481  
 Vincent Whitt, G, So., 6-6, 185, 6, 5.5, 2.8, .400, .652  
 Johnny Miller, G, Jr., 6-0, 180, 7, 4.3, \*1.7, .298, .667  
 Mohamed Woni, F, So., 6-9, 235, 1, 3.7, 2.8, .523, .658  
 Adam Allenspach, C, Fr., 7-1, 235, 10, 2.1, 1.2, .436, .692

**Notes:** Began season ranked #5 in AP preseason poll, highest preseason ranking in school history...defeated three top-25 teams, including #6 South Carolina...fourth straight win over South Carolina...set school record for total attendance and average...chosen for NCAA Tournament, third straight year, a Clemson first...Buckner was second-team All-ACC...Buckner started record 122 consecutive games...team defeated Florida State in Tallahassee, 78-49, largest ACC road victory margin in school history...McIntyre was first-team All-ACC Tournament.... Wideman was named first-team Academic All-District...Jamison led the ACC in offensive rebounding...team faced fourth toughest schedule in nation; \* - assist average

## 1998-99

(20-15 Overall, 5-11 ACC)

- G Terrell McIntyre, Sr, 5-9, 182, 35, 17.9, \*5.4, .436, .793
- G Johnny Miller, Sr., 6-0, 173, 18, 5.9, 4.1, .300, .545
- C Tom Wideman, Sr, 6-10, 250, 35, 7.4, 7.1, .519, .581
- F Harold Jamison, Sr, 6-8, 250, 35, 12.7, 9.9, .674, .521
- F Andrius Jurkunas, Jr, 6-9, 235, 24, 7.6, 3.8, .444, .695
- Top Subs:** Tony Christie, F, Sr., 6-6, 210, 11, 5.9, 2.2, .414, .500  
 Adam Allenspach, C, So., 7-1, 257, 0, 4.8, 3.5, .536, .681  
 Will Solomon, G, Fr., 6-2, 170, 6, 6.3, 1.5, .360, .621

**Notes:** Clemson finished the season ranked eighth in the nation in rebound margin, highest final ranking in that category in school history...Jamison ranked 18th in the nation in rebounding, he would have led the nation in field goal percentage had he made one more field goal over the course of the entire season...team advanced to championship of the NIT, losing to California by one point...Clemson had the leading rebounder (Jamison) and leading scorer (McIntyre) in the ACC, first time since 1972-73 that the same team had different players as top scorer and rebounder...McIntyre ended his career second in Clemson history in scoring and assists...Jamison and McIntyre made NIT All-Tournament Team...Wideman won ACC's Weaver-James-Corrigan award...senior class finished with 79 wins, tied for second-most in school history...Shyatt set school record for wins by a rookie head coach with 20; \* - assist average

## 1999-00

(10-20 Overall, 4-12 ACC)

- G Edward Scott, Fr., 6-0, 160, 21, 6.5, \*3.3, .311, .750
- G Will Solomon, So., 6-1, 170, 30, 20.9, 4.1, .401, .684
- C Adam Allenspach, Jr., 7-1, 265, Jr., 29, 11.4, 7.1, .457, .740
- F Andrius Jurkunas, Sr., 6-9, 235, 25, 8.5, 5.1, .367, .641
- F Chucky Gilmore, So., 6-8, 265, 23, 3.7, 6.1, .387, .481
- Top Subs:** Pasha Bains, Fr., 6-3, 200, 4, 5.7, 1.7, .370, .778  
 Dustin Braddick, So, 6-5, 210, 4.9, 4.3, .425, .667  
 Ray Henderson, Fr., 6-8, 255, 3.9, 3.8, .528, .538

**Notes:** Solomon led the ACC in scoring and ranked 16th in the nation with a 20.9 average...Solomon made first-team All-ACC, first Tiger to make first team since 1990, first Clemson sophomore to do it in 30 years...Solomon also made NABC All-District team...Solomon improved his scoring average by 14.6 points, biggest one-season jump in ACC history...Jurkunas finished career as Clemson's career leader in three-point goals by a forward...season included victory over a #21 N.C. State team, and a win on the road at N.C. State...defeated rival South Carolina for the sixth straight year...victory total also included win over a Winthrop team that went to the NAAs; \* - assist average

## 2000-01

(12-19 Overall, 2-14 ACC)

- G Edward Scott, So., 6-0, 180, 30, 7.3, \*4.2, .391, .821
- G Will Solomon, Jr., 6-1, 185, 28, 19.7, 2.9, .397, .788



OLU  
BABALOLA

- C Ray Henderson, So., 6-8, 250, 21, 5.4, 4.8, .535, .567
- F Chris Hobbs, Fr., 6-7, 250, 16, 7.3, 6.3, .566, .688
- F Dwon Clifton, Fr., 6-5, 190, 17, 3.9, 2.6, .375, .464

**Top Subs:** Tony Stockman, Fr 6-1, 165, 6, 12.0, 1.9, .374, .836  
 Adam Allenspach, Sr., 7-1, 265, 15, 7.7, 5.5, .453, .676  
 Pasha Bains, So., 6-3, 205, 12, 4.9, 1.1, .447, .524

**Notes:** Team defeated #1 North Carolina 75-65 in February, Clemson's second win in history over nation's top ranked team...North Carolina had 18-game winning streak entering the game...Solomon second-team All-ACC...Solomon set school record for consecutive double figure scoring games with 52...Solomon turned pro a year early and was a second-round pick of the Grizzlies...Solomon also broke the school record for three-point goals per game in a season...Stockman and Hobbs made ACC All-Rookie team...Stockman led all ACC rookies in scoring, Hobbs led all ACC rookies in rebounding...team set school record for three-point goals in a season with 248...team played 13 games against top-25 teams; \* - assist average

## 2001-02

(13-17 Overall, 4-12 ACC)

- G Edward Scott, 6-0, Jr., 30, 11.9, \*7.9, .405, .674
- G Tony Stockman, 6-1, So., 27, 12.2, 2.5, .351, .686
- C Ray Henderson, 6-8, Jr., 30, 8.1, 8.8, .546, .629
- F Jamar McKnight, 6-5, Sr., 24, 12.5, 4.2, .461, .750
- F Chris Hobbs, 6-7, So., 30, 11.6, 6.1, .541, .623

**Top Subs:** Tony Christie, 6-4, Fr., 5.3 PPG  
 Tomas Nagys, 6-10, Jr., 4.9 PPG, 4.5 RPG  
 Sharrod Ford, 6-9, Fr., 4.5 PPG, 3.6 RPG, .606

**Notes:** Scott earned third-team All-ACC honors and was third in the nation in assists per game with 7.93, a school single season record...Scott had 30 points and 16 assists in double overtime win over Wake Forest, just the second player in ACC history to have 30 points and at least 15 assists in the same game (Kenny Anderson, Georgia Tech)...team led the ACC in rebounding for first time since 1984-85...defeated two top-20 teams, a #5 Virginia team, by 16 points, and a #17 Wake Forest team in double overtime, 118-115, the highest scoring game in Clemson history for two teams combined; \* - assist average

## 2002-03

(15-13 Overall, 5-11 ACC)

- G Edward Scott, 6-0, Sr., 175, 28, 17.7, 3.7, .386, .739
- G Tony Christie, 6-4, So, 178, 27, 11.5, 2.9, .401, .692
- C Sharrod Ford, 6-9, So., 220, 27, 7.5, 6.8, .564, .458
- F Olu Babalola, 6-6, So., 255, 26, 7.6, 3.7, .423, .662
- F Chris Hobbs, 6-7, Jr, 260, 18, 6.3, 5.5, .508, .581

**Top Subs:** Ray Henderson, 6-8, Sr, 275, 10, 5.4, 4.8, .551, .660  
 Tomas Nagys, 6-10, Sr, 250, 1, 6.6, 3.8, .500, .739  
 Shawan Robinson, 6-2, Fr, 170, 0, 4.9, 1.2, .450, .733

**Notes:** Scott was named first-team All-ACC, first Clemson point guard in 43 years to be a first-team selection...he finished

the season third in the ACC in scoring and fifth in assists...the senior also became the ninth player in ACC history to reach 1000 points, 500 assists and 400 rebounds...team led ACC in fewest turnovers per game (13.46)...Robinson made .475 of his three-point shots, third-best in Clemson history...team won three straight ACC games from Feb. 15-22, longest streak in league play since 1996-97...opened the season with nine straight wins...defeated Cincinnati in December, 58-51, Bearcats went on to NCAA Tournament.

## 2003-04

(10-18 Overall, 3-13 ACC)

- G Vernon Hamilton, Fr, 6-0, 192, 17, 7.3, 3.7, .385, .524
- G Tony Christie, Jr., 6-4, 183, 26, 9.1, 2.7, .406, .679
- C Sharrod Ford, Jr., 6-9, 223, 28, 11.9, 7.2, .537, .629
- F Olu Babalola, Jr., 6-6, 242, 28, 9.0, 4.6, .355, .753
- F Chris Hobbs, Sr., 6-7, 260, 24, 7.7, 5.4, .497, .548

**Top Subs:** Shawan Robinson, So, 6-2, 183, 12, 10.8, 3.1, .426, .753  
 Akin Akingbala, So., 6-9, 230, 4, 4.8, 4.6, .606, .500  
 Lamar Rice, Jr., 6-7, 210, 0, 4.0, 2.6, .338, .471

**Notes:** Ford ranked second in the ACC and 21st in the nation in blocks per game...team had two wins over top-15 teams, defeating #12 North Carolina and #15 N.C. State...made 11-13 three-point goals in win over North Carolina for an .846 accuracy, best in Clemson history and sixthbest single-game percentage in the history of college basketball...defeated Boston College and East Tennessee State, giving the team four wins over teams that advanced to the NCAA Tournament...played the fourth most difficult schedule in the nation (Sagarin) and the sixth most difficult (RPI)...Akingbala and Robinson both made first-team Academic All-ACC.

## 2004-05

(16-16 Overall, 5-11 ACC)

- G Cliff Hammonds, Fr., 6-3, 175, 31, 10.6, 3.6, .432, .646
- G Vernon Hamilton, So., 6-0, 190, 19, 6.8, 2.6, .425, .602
- G Shawan Robinson, Jr, 6-2, 170, 17, 10.8, 2.9, .408, .837
- C Sharrod Ford, Sr., 6-9, 230, 32, 14.9, 8.2, .512, .585
- F Cheyenne Moore, Fr., 6-6, 190, 17, 6.6, 2.5, .363, .828

**Top Subs:** Olu Babalola, Sr, 6-6, 245, 11, 6.8, 3.7, .366, .705  
 James Mays, Fr., 6-9, 215, 8, 4.3, 3.4, .459, .438  
 Akin Akingbala, Jr, 6-9, 220, 13, 5.8, 4.1, .593, .520  
 Sam Perry, Fr., 6-5, 190, 12, 4.0, 2.7, .476, .475

**Notes:** Clemson advanced to postseason play for the first time since 1999...Ford earned third-team All-ACC honors and helped Clemson to a three-game sweep of Maryland...also had game-winning dunk at the buzzer on senior night to lift Clemson to victory over Virginia Tech...Tigers defeated South Carolina, 63-62, in overtime in Columbia...Robinson and Hammonds were academic All-ACC...Hammonds made the ACC All-Freshman team and was a four-time Rookie-of-the-Week honoree...Clemson was the only

- OVERVIEW
- PLAYERS
- STAFF
- TRADITION
- REVIEW
- RECORDS



# ALL-TIME LINEUPS

OVERVIEW  
PLAYERS  
STAFF  
TRADITION  
REVIEW  
RECORDS

school in the nation to rank in top 20 in both steals and blocks per game.

## 2005-06

(19-13 Overall, 7-9 ACC)

- G Cliff Hammonds, So., 6-3, 197, 32, 10.1, 3.4, .402, .565
- G Vernon Hamilton, Jr., 6-0, 195, 23, 12.0, 3.2, .447, .551
- C Akin Akingbala, Sr., 6-9, 240, 32, 12.1, 8.2, .576, .556
- F K.C. Rivers, Fr., 6-5, 210, 12, 7.1, 4.8, .377, .840
- F Sam Perry, So., 6-5, 208, 22, 6.3, 3.0, .485, .645

**Top Subs:** Shawan Robinson, Sr., 6-2, 190, 11, 12.3, 2.2, .354, .913  
James Mays, So., 6-9, 222, 11, 9.2, 7.6, .541, .525  
Julius Powell, Fr., 6-7, 208, 11, 5.5, 2.7, .376, .615

**Notes:** Clemson advanced to postseason play for the second consecutive year, a first since 1997-99...Clemson led the ACC and was second nationally in steals per game...the Tigers won their first eight-team tournament since 1980 by capturing the 2005 San Juan Shootout crown...the team won seven ACC games, most since the 1997-98 season...earned a sweep of Georgia Tech, a first since the 1996-97 season...Hamilton earned ACC All-Defensive Team honors after becoming the first Tiger ever to lead the league in steals per game...Hamilton set the school's career and single-season records for steals...Robinson ranked third nationally in free throw shooting at 91.3 percent, which also led the ACC...Robinson was named academic All-ACC for the fourth time.

## 2006-07

(25-11 Overall, 7-9 ACC)

- G Cliff Hammonds, Jr., 6-3, 197, 36, 11.6, \*4.1, .465, .644
- G Vernon Hamilton, Sr., 6-0, 195, 36, 12.3, 3.1, .468, .490
- C Trevor Booker, Fr., 6-7, 215, 36, 10.4, 6.4, .602, .615
- F Sam Perry, Jr., 6-5, 208, 28, 3.6, 2.7, .432, .481
- F James Mays, Jr., 6-9, 225, 34, 12.2, 6.4, .478, .550

**Top Subs:** K.C. Rivers, So., 6-5, 210, 14.0, 4.5, .462, .735  
Julius Powell, So., 6-7, 208, 0, 2.6, 1.4, .286, .571

**Notes:** Clemson advanced to the championship game of the NIT for the second time in school history, falling to West Virginia 78-73 in the final...team tied the school record for overall wins (25) and consecutive wins (17)...Clemson was the nation's last remaining unbeaten...the Tigers were ranked in the coaches' poll for eight weeks, with a high of #14 on Jan. 8...team went 18-1 against non-conference competition, which included six wins over schools from the Big East, Big Ten, and SEC...Mays was second-team All-District and honorable mention All-ACC...Rivers was named to NIT All-Tournament Team...Hamilton concluded his career sixth in ACC history with 271 total steals...three players, including Hammonds, were named Academic All-ACC; \* - assist average.

## 2007-08

(24-10 Overall, 10-6 ACC)

- G Cliff Hammonds, Sr., 6-3, 200, 34, 11.4, 4.1, .467, .459
- G Demontez Stitt, Fr., 6-2, 170, 20, 8.8, \*2.9, .408, .761
- C Trevor Booker, So., 6-7, 240, 34, 11.0, 7.3, .555, .573
- F K.C. Rivers, Jr., 6-5, 215, 33, 14.7, 6.3, .438, .677
- F James Mays, Sr., 6-9, 230, 28, 10.7, 6.8, .483, .549

**Top Subs:** Terrence Oglesby, Fr., 6-2, 185, 0, 10.5, 1.8, .381, .851  
Sam Perry, Sr., 6-5, 215, 14, 3.1, 2.3, .433, .667  
David Potter, So., 6-6, 205, 0, 4.8, 2.1, .412, .733  
Raymond Sykes, Jr., 6-9, 220, 6, 4.4, 2.4, .573, .500

**Notes:** Clemson advanced to NCAA Tournament for first time in 10 years...also advanced to championship game of the ACC Tournament for only the second time in school history...equaled highest number of ACC wins (10) in Clemson history...finished the year with a #22 ranking in the AP poll, Clemson's first final ranking since the 1996-97 season...defeated a top-10 Duke team in the semifinals of the ACC Tournament...Rivers and Hammonds were named second and third-team All-ACC, respectively...both were All-District as well...Hammonds became first Clemson player named All-ACC on the court and in the classroom for the first time since 1967...Hammonds first-ever recipient of the Skip Prosser Award...a record four players were named to the All-ACC Tournament teams, including first-team selections Booker and Rivers...Clemson ranked in the top 20 nationally in both blocks and steals per game; \* - assist average.

## 2008-09

(23-9 Overall, 9-7 ACC)

- G Demontez Stitt, So., 6-2, 175, 32, 8.7, \*3.8, .413, .673
- G Terrence Oglesby, So., 6-2, 190, 31, 13.2, 1.7, .375, .845
- C Raymond Sykes, Sr., 6-9, 220, 31, 7.9, 5.1, .578, .557
- F K.C. Rivers, Sr., 6-5, 215, 32, 14.2, 6.0, .449, .667
- F Trevor Booker, Jr., 6-7, 240, 32, 15.3, 9.7, .571, .707

**Top Subs:** David Potter, Jr., 6-6, 205, 0, 4.9, 2.2, .380, .756  
Jerai Grant, So., 6-8, 215, 1, 4.7, 3.2, .644, .647  
Andre Young, Fr., 5-9, 160, 0, 4.4, \*2.1, .377, .632  
Tanner Smith, Fr., 6-5, 205, 0, 3.6, 1.8, .448, .667

**Notes:** Clemson posted 20 or more wins for the third straight season, a school record...Tigers finished as #7 seed in the South Regional of the NCAA Tournament... finished the season ranked #24 in the final AP poll... improved winning percentage for the fifth straight season... defeated #3 Duke by 27-point margin, largest ever for Clemson against a ranked opponent...defeated seven ACC foes by double digits, a school record; Booker named second-team All-ACC, also named to All-ACC Defensive Team... Booker led the ACC in field goal percentage and rebounding, first league player to do that since Tim Duncan at Wake Forest in 1996-97...Rivers became school's all-time leader with 281 three-point goals...Clemson was nation's only team to rank in top 10 in both blocked shots and steals per game; \* - assist average.

## 2009-10

(21-11 Overall, 9-7 ACC)

- G Demontez Stitt, Jr., 6-2, 175, 29, 11.4, \*3.1, .454, .783
- G Tanner Smith, So., 6-5, 220, 32, 8.7, 4.2, .401, .740
- C Jerai Grant, Jr., 6-8, 220, 29, 7.2, 4.7, .632, .593
- F David Potter, Sr., 6-6, 215, 30, 7.0, 2.7, .364, .686
- F Trevor Booker, Sr., 6-7, 240, 32, 15.2, 8.4, .521, .591

**Top Subs:** Andre Young, So., 5-9, 170, 3, 9.2, \*2.4, .401, .800  
Noel Johnson, Fr., 6-6, 190, 2, 4.8, 1.9, .372, .727  
Trevor Booker, Fr., 6-8, 235, 1, 4.5, 2.9, .561, .533  
Milton Jennings, Fr., 6-9, 225, 0, 3.3, 2.7, .374, .643

**Notes:** Clemson posted 20 or more wins for fourth straight season, a school record...Tigers finished as #7 seed in the East Regional of NCAA Tournament...ranked in national polls for 12 weeks during regular season...compiled a 7-1 record at home versus ACC foes...eighth in NCAA in steals per game and 10th in three-point percentage defense...Trevor Booker named first-team All-ACC, a first for the Tigers since 2003...he went on to be a first-round draft choice at #23 overall...named to the ACC's All-Defensive Team...he and Potter combined to lead Clemson to 93 victories in their four years with the program, an all-time high for a senior class...Smith and Young named All-ACC Academic...Clemson played host to ESPN College GameDay on Jan. 23, 2010 against Duke; \* - assist average.

## 2010-11

(22-12 Overall, 9-7 ACC)

- G Demontez Stitt, Sr., 6-2, 180, 30, 14.5, 4.3, .433, .732
- G Andre Young, Jr., 5-9, 175, 33, 11.1, \*3.0, .406, .705
- C Jerai Grant, Sr., 6-8, 230, 31, 12.4, 6.7, .571, .711
- F Tanner Smith, Jr., 6-5, 210, 30, 7.8, 3.5, .411, .728
- F Devin Booker, So., 6-8, 245, 33, 8.1, 5.5, .447, .734

**Top Subs:** Milton Jennings, So., 6-9, 225, 4, 8.3, 5.2, .410, .772  
Bryan Narcisse, Jr., 6-6, 220, 4, 2.9, 1.6, .500, .531  
Cory Stanton, Fr., 5-10, 175, 0, 2.4, 0.6, .345, .667  
Zavier Anderson, Sr., 5-9, 170, 4, 1.3, 1.3, .467, .421

**Notes:** Clemson posted 20 or more wins for the fifth straight season, a school record...Tigers earned invitation to the NCAA Tournament for fourth straight year, also a record... won first NCAA Tournament game in 14 years vs. UAB... advanced to semifinals of ACC Tournament for second time in last four years...Brownell sets first-year Clemson coaching records for wins (22) and winning percentage (.647)...led the ACC in scoring defense, allowing just 61.4 points per game, a figure that ranked 24th nationally...Stitt named third-team All-ACC and was also first-team All-ACC Tournament...Grant named to All-ACC Defensive Team...Stitt first player at Clemson to start on four NCAA Tournament teams...Young led the ACC with 2.55 assist-to-turnover ratio...Smith named to third straight All-ACC Academic Team; \* - assist average.


## 2011-12

(16-15 Overall, 8-8 ACC)

- G Andre Young, Sr., 5-9, 170, 31, 13.3, 2.7, .416, .828
- G Tanner Smith, Sr., 6-5, 210, 31, 11.2, 5.1, .457, .721
- C Devin Booker, Jr., 6-8, 245, 29, 10.5, 7.0, .459, .698
- F Bryan Narcisse, Sr., 6-6, 225, 17, 2.6, 2.1, .377, .696
- C Milton Jennings, Jr., 6-9, 225, 23, 9.7, 5.6, .439, .592

**Top Subs:** Catalin Baciu, Sr., 7-2, 255, 5, 4.1, 2.1, .581, .581  
K.J. McDaniels, Fr., 6-6, 190, 1, 3.9, 1.8, .454, .579  
Rod Hall, Fr., 6-1, 210, 9, 3.8, 1.3, .441, .596  
T.J. Sapp, Fr., 6-2, 190, 9, 3.6, 1.6, .311, .438  
Devin Coleman, Fr., 6-2, 200, 0, 2.6, 1.3, .359, .727

**Notes:** Clemson posted a break even record in the ACC for a school-record fifth consecutive season...defeated three teams that advanced to the NCAA Tournament, all at home, including eventual Sweet 16 participant NC State and ACC Tournament champion Florida State...upset No. 22 Virginia...ranked second in the ACC in scoring defense (60.6)...Young named to the All-ACC Defensive Team, the fourth straight year Clemson has had at least one player selected...Smith named to All-ACC Academic Team for fourth straight season, one of only two players in Clemson history to accomplish the feat...all four scholarship seniors earned degrees during the academic year; \* - assist average.





# NBA PLAYER STATISTICS

## RANDY MAHAFFEY (1967-71)

Year, Team	GP	FGM-FGA	Pct	FTM-FTA	Pct	Reb	Avg	Ast	Pts	Avg
1967-68, Kentucky	75	373-875	.426	281-411	.684	684	9.1	129	1027	13.7
1968-69, Kentucky-New York	79	351-828	.424	232-329	.705	571	7.2	99	934	11.8
1969-70, Carolina	84	367-821	.447	194-283	.686	681	8.1	164	928	11.0
1970-71, Carolina	83	385-791	.487	156-239	.653	618	7.4	115	926	11.2
<b>Totals</b>	<b>321</b>	<b>1476-3315</b>	<b>.445</b>	<b>863-1262</b>	<b>.684</b>	<b>2554</b>	<b>8.0</b>	<b>507</b>	<b>3815</b>	<b>11.9</b>

## SKIP WISE (1975-76)

Year, Team	GP	FGM-FGA	Pct	FTM-FTA	Pct	Reb	Avg	Ast	Pts	Avg
1975-76, San Antonio	2	2-4	.500	0-0	.000	3	1.5	1	4	2.0
<b>Totals</b>	<b>2</b>	<b>2-4</b>	<b>.500</b>	<b>0-0</b>	<b>.000</b>	<b>3</b>	<b>1.5</b>	<b>1</b>	<b>4</b>	<b>2.0</b>

## TREE ROLLINS (1977-95)

Year, Team	GP	FGM-FGA	Pct	FTM-FTA	Pct	Reb	Avg	Blks	Pts	Avg
1977-78, Atlanta	80	253-520	.487	104-148	.703	552	6.9	218	610	7.6
1978-79, Atlanta	81	297-555	.535	89-141	.631	588	7.3	254	683	8.4
1979-80, Atlanta	82	287-514	.558	157-220	.714	774	9.4	244	731	8.9
1980-81, Atlanta	40	116-210	.552	46-57	.807	286	7.2	117	276	7.0
1981-82, Atlanta	79	202-346	.584	79-129	.612	611	7.7	224	483	6.1
1982-83, Atlanta	80	261-512	.510	98-135	.726	743	9.3	343	620	7.8
1983-84, Atlanta	77	274-529	.518	118-190	.621	593	7.7	277	666	8.6
1984-85, Atlanta	70	186-339	.549	67-93	.720	442	6.3	167	439	6.3
1985-86, Atlanta	74	173-347	.499	69-90	.767	458	6.2	167	415	5.6
1986-87, Atlanta	75	171-313	.546	63-87	.724	488	6.5	140	405	5.4
1987-88, Atlanta	76	133-260	.512	70-80	.875	459	6.0	132	336	4.4
1988-89, Cleveland	60	62-138	.449	12-19	.632	139	2.3	38	136	2.3
1989-90, Cleveland	48	57-125	.456	11-16	.688	153	3.2	53	125	2.6
1990-91, Detroit	37	14-33	.424	8-14	.571	42	1.1	20	36	1.0
1991-92, Houston	59	46-86	.535	26-30	.857	171	2.9	62	118	2.0
1992-93, Houston	42	11-41	.268	9-12	.750	60	1.4	15	31	0.7
1993-94, Orlando	45	29-53	.547	18-30	.600	96	2.1	35	76	1.7
1994-95, Orlando	51	20-42	.476	21-31	.677	95	1.9	36	61	1.2
<b>Totals</b>	<b>1156</b>	<b>2592-4963</b>	<b>.522</b>	<b>1065-1522</b>	<b>.700</b>	<b>6750</b>	<b>5.8</b>	<b>2542</b>	<b>6247</b>	<b>5.4</b>

## LARRY NANCE (1981-94)

Year, Team	GP	FGM-FGA	Pct	FTM-FTA	Pct	Reb	Avg	Ast	Pts	Avg
1981-82, Phoenix	80	227-436	.521	75-117	.641	256	3.2	71	529	6.6
1982-83, Phoenix	82	588-1069	.550	193-287	.672	710	8.7	217	1370	16.7
1983-84, Phoenix	82	601-1044	.576	249-352	.707	678	8.3	173	1451	17.7
1984-85, Phoenix	51	515-877	.587	180-254	.709	536	8.8	104	1211	19.9
1985-86, Phoenix	73	582-1001	.581	310-444	.698	618	8.5	130	1474	20.2
1986-87, Phoenix	69	585-1062	.551	381-493	.773	599	8.7	148	1552	22.5
1987-88, Phoenix	40	327-616	.531	187-249	.751	394	9.9	96	843	21.1
1987-88, Cleveland	27	160-304	.527	117-141	.830	213	7.9	63	437	16.2
1988-89, Cleveland	73	496-920	.539	267-334	.799	583	8.0	206	1259	17.2
1989-90, Cleveland	62	412-807	.511	186-239	.778	516	8.3	122	1011	16.3
1990-91, Cleveland	80	635-1211	.524	265-330	.803	686	8.6	200	1537	19.2
1991-92, Cleveland	81	556-1032	.539	263-320	.822	670	8.3	243	1375	17.0
1992-93, Cleveland	77	533-971	.549	202-247	.818	668	8.7	198	1268	16.5
1993-94, Cleveland	33	153-314	.487	64-85	.753	227	6.9	55	370	11.2
<b>TOTALS</b>	<b>910</b>	<b>6370-11664</b>	<b>.546</b>	<b>2939-3892</b>	<b>.755</b>	<b>7352</b>	<b>8.1</b>	<b>2027</b>	<b>15687</b>	<b>17.2</b>

## HORACE GRANT (1987-2004)

Year, Team	GP	FGM-FGA	Pct	FTM-FTA	Pct	Reb	Avg	Blk	Pts	Avg
1987-88, Chicago	81	254-501	.501	114-182	.626	447	5.5	53	622	7.7
1988-89, Chicago	79	405-781	.519	140-199	.704	681	8.6	62	950	12.0
1989-90, Chicago	80	446-853	.523	179-256	.699	629	7.9	85	1071	13.4
1990-91, Chicago	78	401-733	.547	197-277	.711	659	8.4	69	1000	12.8
1991-92, Chicago	81	457-790	.578	235-317	.741	807	10.0	131	1149	14.2
1992-93, Chicago	77	421-829	.508	174-281	.619	729	9.5	96	1017	13.2
1993-94, Chicago	70	460-878	.524	137-230	.596	769	11.0	84	1057	15.1
1994-95, Orlando	74	401-707	.567	146-211	.692	715	9.7	88	948	12.8
1995-96, Orlando	63	347-677	.516	152-207	.734	580	9.2	74	847	13.4
1996-97, Orlando	67	358-695	.515	128-179	.715	600	8.5	65	845	12.6
1997-98, Orlando	76	393-857	.459	135-199	.678	618	8.1	79	921	12.1
1998-99, Orlando	50	198-456	.434	47-70	.671	351	7.0	60	443	8.9
1999-00, Seattle	76	266-599	.444	80-111	.721	591	7.8	60	612	8.1
2000-01, LA Lakers	77	263-569	.462	131-169	.775	545	7.1	61	657	8.5
2001-02, Orlando	76	264-515	.512	80-111	.720	481	6.3	49	608	8.0
2002-03, Orlando	5	13-25	.520	0-0	.000	8	1.6	0	26	5.2
2003-04, LA Lakers	55	92-224	.411	39-54	.722	233	4.2	21	223	4.1
<b>Totals</b>	<b>1165</b>	<b>5439-10695</b>	<b>.509</b>	<b>2114-3053</b>	<b>.692</b>	<b>9,443</b>	<b>8.1</b>	<b>1136</b>	<b>12,996</b>	<b>11.2</b>

## ELDEN CAMPBELL (1990-2005)

Year, Team	GP	FGM-FGA	Pct	FTM-FTA	Pct	Reb	Avg	Blk	Pts	Avg
1990-91, LA Lakers	52	56-123	.455	32-49	.653	96	1.8	38	144	2.8
1991-92, LA Lakers	81	220-491	.448	138-223	.619	423	5.2	159	578	7.1
1992-93, LA Lakers	79	238-520	.458	130-204	.637	332	4.2	100	606	7.7
1993-94, LA Lakers	76	373-808	.462	188-273	.689	519	6.8	146	934	12.3
1994-95, LA Lakers	73	360-785	.459	193-290	.655	445	6.1	132	913	12.5
1995-96, LA Lakers	82	447-888	.503	249-349	.713	623	7.6	212	1143	13.9
1996-97, LA Lakers	77	442-942	.469	263-370	.711	615	7.9	117	1148	14.9
1997-98, LA Lakers	81	289-624	.463	237-342	.693	455	5.6	102	816	10.1
1998-99, LA/Charlotte	49	222-465	.477	172-269	.639	397	8.1	73	616	12.6
1999-00, Charlotte	78	370-829	.446	247-358	.690	590	7.6	150	987	12.7
2000-01, Charlotte	78	367-834	.440	288-406	.709	608	7.8	140	1022	13.1
2001-02, Charlotte	77	384-794	.483	306-384	.796	530	6.9	137	1074	13.9
2002-03, Seattle	56	117-295	.397	109-136	.801	181	3.2	39	343	6.1

2003-04, Detroit	65	138-314	.439	85-124	.685	209	3.2	50	361	5.6
2004-05, NJ/Detroit	40	39-123	.317	42-55	.764	93	2.3	7	120	3.0
<b>Totals</b>	<b>1044</b>	<b>4062-8835</b>	<b>.460</b>	<b>2679-3832</b>	<b>.699</b>	<b>6116</b>	<b>5.9</b>	<b>1602</b>	<b>10805</b>	<b>10.3</b>

## DALE DAVIS (1991-2007)


Year, Team	GP	FGM-FGA	Pct	FTM-FTA	Pct	Reb	Avg	Blk	Pts	Avg
1991-92, Indiana	64	154-279	.552	87-152	.572	410	6.4	74	395	6.2
1992-93, Indiana	78	304-535	.568	119-225	.529	723	9.3	148	727	8.9
1993-94, Indiana	66	308-582	.529	155-294	.527	718	11.0	106	771	11.7
1994-95, Indiana	74	324-576	.563	138-259	.533	696	9.4	116	786	10.6
1995-96, Indiana	78	334-599	.558	135-289	.467	709	9.1	112	803	10.3
1996-97, Indiana	80	370-688	.538	92-215	.428	772	9.6	77	832	10.4
1997-98, Indiana	78	273-498	.548	80-172	.465	611	7.8	87	626	8.0
1998-99, Indiana	50	161-302	.533	76-123	.618	416	8.3	57	398	8.0
1999-00, Indiana	74	302-602	.502	139-203	.685	729	9.9	94	743	10.0
2000-01, Portland	81	242-487	.497	96-152	.632	606	7.5	76	580	7.2
2001-02, Portland	78	296-508	.582	150-212	.707	688	8.8	83	742	9.5
2002-03, Portland	78	237-438	.541	105-166	.633	564	7.2	70	579	7.4
2003-04, Portland	76	133-281	.473	65-106	.613	398	5.2	62	331	7.4
2004-05, G. State/Ind.	61	112-234	.479	60-99	.606	375	6.1	65	284	4.7
2005-06, Detroit	28	9-24	.375	8-15	.533	53	1.9	9	26	

# ACC ERA PLAYERS


	Name	Years	Hometown	GP	FGM	FGA	Pct	3PT	3PA	Pct	FTM	FTA	Pct	Reb	Avg	Ast	TO	ST	BS	Pts	Avg
OVERVIEW	Colon Abraham	1974-78	Darlington, SC	106	446	832	53.6	-	-	-	169	227	74.4	309	2.9	100	108	52	6	1061	10.0
PLAYERS	Akin Akingbala	2002-06	Lagos, Nigeria	105	284	483	58.8	1	2	50.0	152	284	53.5	539	5.1	58	155	72	92	721	6.9
STAFF	Adam Allenspach	1997-01	Parkland, FL	117	272	580	41.9	0	9	0.0	190	270	70.4	488	4.2	44	119	31	60	734	6.3
TRADITION	Steve Allen	2001-06	Fort Lauderdale, FL	76	57	110	51.8	0	0	0.0	29	67	43.3	137	1.8	9	52	13	35	143	1.9
REVIEW	Ryan Amestoy	1991-92	Snellville, GA	21	27	61	44.3	14	30	46.7	13	17	76.5	23	1.1	9	14	7	0	81	3.9
RECORDS	Lee Anderson	1975-78	Mayesville, SC	16	6	11	54.5	-	-	-	4	8	50.0	3	0.2	1	10	0	0	16	1.0
	Zavier Anderson	2007-11	Greenville, SC	56	17	40	42.5	3	6	50.0	10	25	40.0	49	0.9	44	46	26	9	47	0.8
	David Angel	1970-73	Rock Hill, SC	78	317	657	48.2	-	-	-	311	450	69.1	607	7.8	27	-	-	-	945	12.1
	Rudy Antoncic	1963-66	McKeesport, PA	31	21	63	33.3	-	-	-	24	40	60.0	34	1.1	-	-	-	-	66	2.1
	Walt Ayers	1964-67	Turtle Creek, PA	66	89	225	39.5	-	-	-	78	150	52.0	146	2.2	-	-	-	-	256	3.9
	Joe Ayooob	1964-67	Pittsburgh, PA	69	102	258	39.5	-	-	-	102	137	74.5	186	2.7	-	-	-	-	306	4.4
	Olu Babalola	2001-05	London, England	108	225	604	37.3	64	226	28.3	180	258	69.8	363	3.4	120	187	104	27	694	6.4
	Catalin Baci	2008-12	Cluj-Napoca, Romania	75	79	145	54.5	-	-	-	26	52	50.0	127	1.7	7	36	14	23	184	2.5
	Pasha Bains	1999-01	Richmond, British Columbia	51	95	233	40.8	44	129	34.1	32	48	66.7	69	1.4	34	34	8	1	266	5.2
	Jonah Baize	2007-11	Evansville, IN	24	2	5	40.0	2	2	1.000	0	0	0.0	6	0.3	2	6	0	0	6	0.3
	Dave Bauman	1954-55	Asheville, NC	2	1	1	100.0	-	-	-	1	1	100.0	5	2.5	-	-	-	-	3	1.5
	Milan Belich	1981-83	Solon, OH	33	44	103	42.7	4	10	40.0	20	28	71.4	27	0.8	31	15	12	0	112	3.4
	Buddy Benedict	1963-66	Duquesne, PA	62	125	324	38.6	-	-	-	113	180	62.8	135	2.2	-	-	-	-	363	5.9
	Bob Benson	1959-62	Greensburg, PA	63	68	171	39.8	-	-	-	33	53	62.3	93	1.5	-	-	-	-	169	2.7
	Connie Berry	1958-59	Spartanburg, SC	13	5	29	17.2	-	-	-	12	25	48.0	25	1.9	-	-	-	-	22	1.7
	Michael Best	1985-87	Washington, DC	21	51	128	39.8	-	-	-	15	22	68.2	38	1.8	35	26	19	6	117	5.6
	Jo Jo Bethea	1973-75	Newport News, VA	53	108	246	43.9	-	-	-	45	71	63.4	78	1.5	114	-	-	-	261	4.9
	Julian Betko	2002-04	Ruzomberok, Slovakia	29	19	51	37.3	11	36	30.6	5	9	55.6	23	0.8	15	20	11	-	54	1.8
	Speight Bird	1960-61	Rock Hill, SC	7	4	8	50.0	-	-	-	1	2	50.0	8	1.1	-	-	-	-	9	1.3
	Anthony Blackman	1984-85	Buffalo, NY	8	8	16	50.0	-	-	-	9	13	69.2	3	0.4	6	3	3	0	25	3.1
	Ed Bleyнат	1983-84	Valdese, NC	5	1	1	100.0	-	-	-	1	5	20.0	2	0.4	1	1	0	0	3	0.6
	Mike Bohonak	1961-64	Pittsburgh, PA	76	217	550	39.5	-	-	-	50	77	64.9	365	4.8	-	-	-	-	484	6.4
	Bill Bonzulak	1959-61	DuMont, NJ	11	9	21	42.9	-	-	-	0	0	0.0	7	0.6	-	-	-	-	18	1.6
	<b>Devin Booker</b>	<b>2009-12</b>	<b>Whitmire, SC</b>	<b>97</b>	<b>286</b>	<b>605</b>	<b>47.3</b>	<b>20</b>	<b>69</b>	<b>29.0</b>	<b>156</b>	<b>230</b>	<b>67.8</b>	<b>497</b>	<b>5.1</b>	<b>73</b>	<b>140</b>	<b>61</b>	<b>48</b>	<b>748</b>	<b>7.7</b>
	Trevor Booker	2006-10	Whitmire, SC	134	687	1228	55.9	23	71	32.4	328	526	62.4	1060	7.9	224	260	144	249	1725	12.9
	Chris Boozer	1987-88	Brevard, NC	5	1	8	12.5	0	3	0.0	1	2	50.0	5	1.0	3	1	0	0	3	0.6
	Andre Bovain	1990-94	Columbia, SC	108	389	888	43.8	107	326	32.8	102	179	57.0	410	3.8	247	203	151	13	987	9.1
	Dustin Braddick	1998-01	Charleston, SC	77	116	252	46.0	9	26	36.0	69	110	62.7	266	3.5	90	86	37	4	310	4.0
	Jim Brennan	1961-64	McKeesport, PA	76	486	1145	42.4	-	-	-	345	423	81.6	267	3.5	-	-	-	-	1317	17.3
	Ed Brinkley	1955-58	Asheville, NC	74	273	657	41.6	-	-	-	187	245	76.3	520	7.0	-	-	-	-	733	9.9
	Colby Brown	1987-91	Baconton, GA	85	95	220	43.2	17	51	33.3	35	49	71.4	159	1.9	31	70	23	31	242	2.8
	David Brown	1973-77	York, PA	84	238	491	48.5	-	-	-	125	161	77.6	373	4.4	103	81	53	28	601	7.2
	Jeff Brown	1992-94	Thibodaux, LA	55	163	402	40.5	82	218	37.6	75	101	74.3	161	2.9	107	104	45	4	483	8.8
	Jive Brown	1971-73	Eastover, SC	46	80	208	38.5	-	-	-	38	51	74.5	99	2.2	14	-	-	-	198	4.3
	Michael Brown	1986-87	Baltimore, MD	27	83	191	43.5	34	76	44.7	37	50	74.0	79	2.9	16	31	5	3	237	8.8
	Mike Browning	1971-73	Gahanna, OH	51	197	436	45.2	-	-	-	129	192	67.2	311	6.1	28	-	-	-	523	10.3
	Donnell Bruce	1987-91	Branchville, SC	66	117	285	41.1	34	109	31.2	32	50	64.0	109	1.7	53	56	25	4	300	4.5
	Ron Budde	1994-95	Knoxville, TN	3	0	0	0.0	0	0	0.0	0	0	0.0	0	0.0	0	0	0	0	0	0.0
	Wayne Buckingham	1989-94	Atlanta, GA	90	117	261	44.8	0	1	0.0	68	126	54.0	245	2.7	36	101	48	23	302	3.3
	Greg Buckner	1994-98	Hopkinsville, KY	122	679	1346	50.4	50	181	27.6	346	520	66.5	542	4.4	252	182	179	40	1754	14.4
	Eric Burks	1990-92	Atlanta, GA	50	153	337	45.4	52	168	31.0	50	80	62.5	116	2.3	143	123	44	6	408	8.2
	Gary Burnisky	1961-64	Bridgeville, PA	75	295	666	44.3	-	-	-	145	171	84.8	399	5.3	-	-	-	-	735	9.8
	Andy Butchko	1973-76	Sharon, PA	19	10	30	33.3	-	-	-	12	18	66.7	22	1.2	11	8	1	1	32	1.7
	Clarke Bynum	1980-84	Sumter, SC	92	184	411	44.8	2	10	20.0	94	129	72.9	196	2.1	179	101	48	7	464	5.0
	Edward Bynum	1984-85	Sumter, SC	9	3	7	42.9	-	-	-	4	12	33.3	9	1.0	4	3	2	0	10	1.1
	Tom Cameron	1955-58	Jersey City, NJ	68	269	762	35.3	-	-	-	158	241	65.6	135	2.0	-	-	-	-	696	10.2
	Elden Campbell	1986-90	Inglewood, CA	123	754	1342	56.2	3	10	30.0	369	576	64.1	836	6.8	113	269	135	334	1880	15.3
	John Campbell	1977-80	Blenheim, SC	84	283	501	56.5	-	-	-	178	312	57.1	511	6.1	64	159	47	126	744	8.9
	Marc Campbell	1980-84	Elizabethton, TN	106	242	502	48.2	37	73	50.7	126	166	75.9	171	1.6	364	162	81	11	647	6.1
	Tim Capehart	1972-74	Columbus, OH	25	36	89	40.4	-	-	-	15	27	55.6	30	1.2	31	-	-	-	87	3.5
	Doug Cardoni	1990-91	Wilkes-Barre, PA	3	0	2	0.0	0	1	0.0	2	2	100.0	0	0.0	0	1	0	0	2	0.7
	Don Carver	1957-60	Elkins, WV	69	200	550	36.4	-	-	-	53	91	58.2	311	4.5	-	-	-	-	453	6.6
	Marion Cash	1988-90	Bronx, NY	64	172	387	44.4	9	38	23.7	137	216	63.4	184	2.9	335	211	102	8	490	7.7
	Hank Channell	1964-67	Warner Robins, GA	69	147	306	48.0	-	-	-	65	125	52.0	219	3.2	-	-	-	-	359	5.2
	Brian Chester	1994-97	Heightstown, NJ	17	3	11	27.3	1	5	20.0	8	12	66.7	11	0.6	5	7	3	0	15	0.9
	Chey Christie	2001-04	Hartford, CT	86	256	650	39.4	67	231	29.0	156	234	66.7	192	2.2	155	158	89	13	735	8.5
	Tony Christie	1995-99	Hartford, CT	115	257	596	43.1	106	315	33.7	113	213	53.1	223	1.9	129	122	60	38	733	6.4
	Frank Clarke	1957-60	Wadesboro, NC	30	13	33	39.4	-	-	-	15	21	71.4	54	1.8						




# ACC ERA PLAYERS




**MERL CODE**




**MIKE EPPLEY**



**JOHN FRANKEN**



**VAN GREGG**



**VERNON HAMILTON**

OVERVIEW  
PLAYERS  
STAFF  
TRADITION  
REVIEW  
RECORDS





Name	Years	Hometown	GP	FGM	FGA	Pct	3PT	3PA	Pct	FTM	FTA	Pct	Reb	Avg	Ast	TO	ST	BS	Pts	Avg
Dwon Clifton	2000-02	Louisburg, NC	61	72	225	32.0	30	109	27.5	33	73	45.2	135	2.2	54	45	43	3	217	3.6
John Coakley	1969-71	Clemson, SC	73	122	331	36.9	-	-	-	94	155	60.6	139	1.9	-	-	-	-	338	4.6
Merl Code	1993-97	Greenville, SC	97	286	714	40.1	125	371	33.7	235	287	81.9	279	2.9	267	186	119	9	932	9.6
Sam Cohn	1963-66	Beckley, WV	17	6	23	26.1	-	-	-	5	10	50.0	14	0.8	-	-	-	-	17	1.0
<b>Devin Coleman</b>	<b>2011-12</b>	<b>Philadelphia, PA</b>	<b>22</b>	<b>23</b>	<b>64</b>	<b>35.9</b>	<b>3</b>	<b>21</b>	<b>14.3</b>	<b>8</b>	<b>11</b>	<b>72.7</b>	<b>28</b>	<b>1.3</b>	<b>10</b>	<b>11</b>	<b>9</b>	<b>1</b>	<b>57</b>	<b>2.6</b>
Greg Coles	1975-79	East Elmhurst, NY	100	316	646	48.9	-	-	-	175	263	66.5	209	2.1	152	138	104	12	807	8.1
Scott Conant	1972-74	Subury, OH	19	21	53	39.6	-	-	-	7	14	50.0	39	2.1	11	-	-	-	49	2.6
Bobby Conrad	1976-80	Glen Ellyn, IL	116	169	376	44.9	-	-	-	204	285	71.6	172	1.5	402	227	141	14	542	4.7
Joe Cooley	1970-72	Prestonsburg, KY	24	12	25	48.0	-	-	-	12	20	60.0	22	0.9	-	-	-	-	36	1.5
Gary Cooper	1987-88	Ambridge, PA	1	0	0	0.0	0	0	0.0	0	0	0.0	0	0.0	0	0	0	0	0	0.0
Glenn Corbit	1983-86	Orangeburg, SC	66	280	590	47.5	-	-	-	106	163	65.0	193	2.9	109	125	53	16	666	10.1
Tom Corcoran	1964-66	North Charleston, SC	10	5	13	38.5	-	-	-	1	3	33.3	9	0.9	-	-	-	-	11	1.1
Chris Couch	1985-87	Greenville, SC	15	4	15	26.7	1	5	20.0	0	3	0.0	12	0.8	6	6	1	1	9	0.6
Ronnie Cox	1963-65	Syracuse, NY	22	13	38	34.2	-	-	-	7	12	58.3	16	0.7	-	-	-	-	33	1.5
Michael Crocker	1999-00	Newberry, SC	5	0	2	0.00	0	0	0.00	0	0	0.00	1	.2	0	0	2	1	0	0.0
Wayne Croft	1972-75	Bamberg, SC	78	245	535	45.8	-	-	-	125	180	69.4	514	6.6	101	-	-	8	615	7.9
Ben Crosland	1953-55	Greenville, SC	30	9	30	30.0	-	-	-	7	17	41.2	21	0.7	-	-	-	-	25	0.8
Denny Danko	1966-68	Pittsburgh, PA	22	17	48	35.4	-	-	-	13	27	48.1	37	1.7	-	-	-	-	47	2.1
Dale Davis	1987-91	Toccoa, GA	121	633	1076	58.8	0	3	0.0	384	651	59.0	1216	10.0	84	189	106	210	1650	13.6
Kenny Davis	1973-74	Columbia, SC	3	1	1	100.0	-	-	-	0	0	0.0	1	0.3	-	-	-	-	2	0.7
Fred De Berry	1956-57	Raleigh, NC	1	1	6	16.7	-	-	-	0	1	0.0	2	2.0	-	-	-	-	2	2.0
Dave Demsey	1966-68	West Homestead, PA	35	37	112	33.0	-	-	-	23	43	53.5	72	2.1	-	-	-	-	97	2.8
Ron DiPasquale	1972-73	North Bergen, NJ	19	16	38	42.1	-	-	-	15	26	57.7	24	1.3	42	-	-	-	47	2.5
Marvin Dickerson	1975-79	Charleston, SC	105	197	406	48.5	-	-	-	114	183	62.3	371	3.5	90	165	53	23	508	4.8
Chris Dodds	1979-82	State College, PA	83	235	452	52.0	-	-	-	147	189	77.8	72	0.9	325	172	72	5	617	7.4
Jermel Douglas	1998-03	Rock Hill, SC	41	10	30	33.3	3	9	33.3	7	12	58.3	15	0.4	6	11	3	-	30	0.7
Chris Duncan	1987-88	Jonesboro, GA	12	24	70	34.3	15	44	34.1	8	15	53.3	34	2.8	28	19	12	2	71	5.9
Curt Eckard	1967-69	Hildebran, NC	58	112	254	44.1	-	-	-	75	141	53.2	206	3.6	-	-	-	-	299	5.2
Mike Eppley	1980-84	Charlotte, NC	69	102	234	43.6	10	28	35.7	65	84	77.4	83	1.2	268	160	50	0	279	4.0
Scott Everett	1992-93	Britton's Neck, SC	1	0	0	0.0	0	0	0.0	4	5	80.0	0	0.0	0	0	0	0	4	4.0
Mike Faer	1967-69	West Mifflin, PA	33	20	62	32.3	-	-	-	9	15	60.0	22	0.7	-	-	-	-	49	1.5
Ron Fenwick	1970-71	Rensselaer, IN	6	7	20	35.0	-	-	-	2	4	50.0	11	1.8	-	-	-	-	16	2.7
<b>Carson Fields</b>	<b>2011-12</b>	<b>Pewee Valley, KY</b>	<b>8</b>	<b>1</b>	<b>2</b>	<b>50.0</b>	<b>-</b>	<b>-</b>	<b>-</b>	<b>-</b>	<b>-</b>	<b>-</b>	<b>1</b>	<b>0.1</b>	<b>1</b>	<b>0</b>	<b>0</b>	<b>0</b>	<b>2</b>	<b>0.3</b>
Bob Fisher	1956-57	Fairmont, NC	3	4	14	28.6	-	-	-	1	3	33.3	7	2.3	-	-	-	-	9	3.0
Sharrod Ford	2001-05	Suitland, MD	118	449	832	54.0	0	5	0.0	256	449	57.0	762	6.5	71	222	61	177	1154	9.8
Derrick Forrest	1988-90	Malone, FL	65	257	549	46.8	64	203	31.5	83	157	52.9	227	3.5	160	127	105	55	661	10.2
Dickie Foster	1968-71	Enka, NC	76	188	419	44.9	-	-	-	169	290	58.3	471	6.2	-	-	-	-	545	7.2
Mel Francisco	1971-72	Brentwood, MD	17	10	20	50.0	-	-	-	1	2	50.0	28	1.6	-	-	-	-	21	1.2
John Franken	1973-77	Colonia, NJ	83	139	302	46.0	-	-	-	41	74	55.4	100	1.2	188	111	47	9	319	3.8
Bob Fuzy	1977-80	Warrenville, IL	15	3	11	27.3	-	-	-	2	4	50.0	5	0.3	7	4	1	0	8	0.5
Charley Gage	1953-54	Clemson, SC	23	74	185	40.0	-	-	-	62	101	61.4	261	11.3	-	-	-	-	210	9.1
Geoff Gardner	1994-95	Lexington, NC	5	0	2	0.0	0	0	0.0	0	0	0.0	1	0.2	1	1	1	0	0	0.0
Ken Gardner	1964-67	Collingswood, NJ	68	220	426	51.6	-	-	-	257	342	75.1	436	6.4	-	-	-	-	697	10.3
Patrick Garner	1995-96	Taylors, SC	8	3	5	60.0	0	0	0.0	1	2	50.0	3	0.4	1	5	0	1	7	0.9
Walt Gibbons	1957-60	McKeesport, PA	73	246	663	37.1	-	-	-	110	147	74.8	443	6.1	-	-	-	-	602	8.2
Fred Gilliam	1979-83	Pelzer, SC	115	426	885	48.1	10	23	43.5	148	177	83.6	481	4.2	162	130	67	14	1010	8.8
Chucky Gilmore	1998-00	Fayetteville, NC	54	50	144	34.7	0	0	0.00	28	54	51.9	210	3.9	25	53	14	28	128	2.4
Alan Goldfarb	1966-68	Miami Beach, FL	25	2	17	11.8	-	-	-	5	8	62.5	7	0.3	-	-	-	-	9	0.4
Harlan Graham	1984-85	Decatur, GA	14	20	48	41.7	-	-	-	12	19	63.2	28	2.0	6	12	5	3	52	3.7
Harvey Grant	1984-85	Sparta, GA	28	60	121	49.6	-	-	-	24	41	58.5	126	4.5	11	14	13	10	144	5.1
Horace Grant	1983-87	Sparta, GA	122	660	1104	59.8	1	2	50.0	375	533	70.4	981	8.0	206	220	104	82	1696	13.9
Jerai Grant	2007-11	Bowie, MD	127	326	555	58.7	0	0	0.0	204	321	63.6	541	4.3	72	129	82	197	856	6.7
Devin Gray	1991-95	Baltimore, MD	94	542	993	54.6	15	50	30.6	223	397	56.2	525	5.6	108	183	142	48	1322	14.1
Randy Gray	1976-77	Indianapolis, IN	9	6	15	40.0	-	-	-	0	0	0.0	7	0.8	2	5	1	1	12	1.3
Van Gregg	1972-75	Columbus, OH	80	376	913	41.2	-	-	-	144	184	78.3	210	2.6	78	-	-	-	896	11.2
John Hall	1985-86	Mobile, AL	6	2	10	20.0	-	-	-	5	7	71.4	8	1.3	0	4	1	0	9	1.5
Richard Hall	1961-65	Savannah, GA	33	23	73	31.5	-	-	-	19	27	70.4	38	1.2	-	-	-	-	65	2.0
<b>Rod Hall</b>	<b>2011-12</b>	<b>Augusta, GA</b>	<b>31</b>	<b>41</b>	<b>93</b>	<b>44.1</b>	<b>4</b>	<b>5</b>	<b>80.0</b>	<b>31</b>	<b>52</b>	<b>59.6</b>	<b>39</b>	<b>1.3</b>	<b>34</b>	<b>28</b>	<b>14</b>	<b>0</b>	<b>117</b>	<b>3.8</b>
Vernon Hamilton	2003-07	Richmond, VA	127	467	1062	44.0	91	289	31.5	213	394	54.1	397	3.1	399	349	271	8	1238	9.7
Vincent Hamilton	1980-85	Rutherfordton, NC	116	652	1244	52.4	1	2	50.0	225	299	75.3	628	5.4	337	240	138	8	1530	13.2
Cliff Hammonds	2004-08	Cairo, GA	134	539	1217	44.3	244	697	35.0	143	247	57.9	483	3.6	473	240	225	27	1465	10.9
Bill Harder	1994-97	Clemson, SC	63	101	251	40.2	33	97	34.0	72	96	75.0	120	1.9	146	101	37	2	307	4.9
B																				

# ACC ERA PLAYERS

OVERVIEW	Name	Years	Hometown	GP	FGM	FGA	Pct	3PT	3PA	Pct	FTM	FTA	Pct	Reb	Avg	Ast	TO	ST	BS	Pts	Avg
PLAYERS	Steve Harris	1990-92	Simpsonville, SC	55	124	313	39.6	4	19	21.1	59	113	52.2	192	3.5	128	100	58	15	311	5.7
STAFF	Bo Hawkins	1970-72	Louisville, KY	48	51	139	36.7	-	-	-	61	96	63.5	71	1.5	-	-	-	-	163	3.4
TRADITION	Garry Helms	1963-66	Pelzer, SC	66	351	739	47.5	-	-	-	99	139	71.2	222	3.4	-	-	-	-	801	12.1
REVIEW	Ray Henderson	1999-03	Charlotte, NC	112	258	476	54.2	-	-	-	132	219	60.3	633	5.7	35	122	29	83	648	5.8
RECORDS	Jemere Hendrix	2001-02	Covington, GA	8	5	7	71.4	-	-	-	9	14	64.3	12	1.5	0	2	2	2	19	2.4
	Donte Hill	2009-10	Virginia Beach, VA	23	12	32	37.5	2	10	20.0	6	14	42.9	13	0.6	8	7	8	1	32	1.4
	Kevin Hines	1991-93	Lucama, NC	43	99	199	49.7	0	1	0.0	71	111	64.0	165	3.8	28	62	19	9	269	6.3
	Chris Hobbs	2000-04	Chapel Hill, NC	116	355	672	52.8	1	1	100.0	250	405	61.7	679	5.9	70	205	67	39	961	8.3
	Doug Hoffman	1956-59	Gastonia, NC	67	238	616	38.6	-	-	-	153	245	62.4	375	5.6	-	-	-	-	629	9.4
	Jeff Holstein	1985-87	Orangeburg, SC	34	13	32	40.6	0	0	0.0	7	16	43.8	32	0.9	11	14	4	2	33	1.0
	Walker Holt	1999-03	Greensboro, NC	48	14	39	35.9	5	18	27.8	9	12	75.0	38	0.8	24	13	3	1	42	0.9
	Bruce Holzschuh	1953-56	Teaneck, NJ	61	156	457	34.1	-	-	-	122	199	61.1	288	4.7	-	-	-	-	434	7.1
	Paul Holzshu	1968-70	Pitcairn, PA	40	26	70	37.1	-	-	-	17	27	63.0	39	1.0	-	-	-	-	69	1.7
	Alan Hoover	1975-77	Matthews, NC	12	16	26	61.5	-	-	-	2	5	40.0	8	0.7	5	6	10	0	34	2.8
	Dennis Hopf	1988-89	Stone Mountain, GA	1	0	1	0.0	0	0	0.0	0	0	0.0	0	0.0	0	2	0	0	0	0.0
	DeAndre Hopkins	2010-11	Central, SC	7	0	2	0.0	0	0	0.0	0	0	0.0	1	0.1	1	2	1	1	0	0.0
	Jim Howell	1974-78	Williston, SC	83	231	430	53.7	-	-	-	103	144	71.5	333	4.0	54	103	39	54	565	6.8
	Kirkland Howling	1988-90	Los Angeles, CA	62	138	315	43.8	55	159	34.6	67	96	69.8	112	1.8	58	60	15	2	398	6.4
	Jimmy Hudson	2003-05	Eustis, FL	44	11	48	22.9	4	22	18.2	5	8	62.5	15	0.3	14	22	9	2	31	0.7
	Jim Hudson	1957-58	Jersey City, NJ	4	2	7	28.6	-	-	-	0	1	0.0	6	1.5	-	-	-	-	4	1.0
	Ricky Hunt	1972-73	Hyattsville, MD	23	27	57	47.4	-	-	-	21	34	61.8	56	2.4	3	-	-	-	75	3.3
	Iker Iturbe	1994-98	Vitoria, Basque	91	211	454	46.5	28	92	30.4	103	181	56.9	315	3.5	176	144	92	11	553	6.1
	Harold Jamison	1995-99	Vance, SC	129	454	746	60.9	0	0	0.0	323	597	54.1	937	7.3	125	213	101	66	1231	9.5
	Murray Jarman	1980-84	Delray Beach, FL	69	242	440	55.0	0	0	0.0	154	215	71.6	268	3.9	82	87	18	10	638	9.2
	Arturas Javtokas	1999-00	Siauliai, Lithuania	16	25	47	53.2	0	2	0.0	10	20	50.0	57	3.6	4	15	3	3	60	3.8
	Anthony Jenkins	1982-87	Spartanburg, SC	110	354	726	48.8	91	199	45.7	113	143	79.0	360	3.3	164	126	44	39	912	8.3
	<b>Milton Jennings</b>	<b>2009-12</b>	<b>Summerville, SC</b>	<b>94</b>	<b>245</b>	<b>590</b>	<b>41.5</b>	<b>46</b>	<b>165</b>	<b>27.9</b>	<b>121</b>	<b>178</b>	<b>68.0</b>	<b>418</b>	<b>4.4</b>	<b>65</b>	<b>157</b>	<b>59</b>	<b>47</b>	<b>657</b>	<b>7.0</b>
	Jeff Jenrette	1987-88	Blacksburg, VA	1	0	0	0.0	0	0	0.0	1	2	50.0	2	2.0	0	0	0	0	1	1.0
	Danny Johnson	1994-96	Morganton, NC	43	28	75	37.3	6	27	22.2	14	18	77.8	51	1.2	14	12	4	4	76	1.8
	Derrick Johnson	1975-79	Indianapolis, IN	111	431	846	50.9	-	-	-	152	182	83.5	198	1.8	476	296	188	16	1014	9.1
	Noel Johnson	2009-10	Fayetteville, GA	39	64	178	35.9	32	93	34.4	13	19	68.4	71	1.8	27	43	15	7	173	4.4
	LeDarion Jones	1995-97	Bartow, FL	27	29	55	52.7	0	5	0.0	2	7	28.6	38	1.4	7	15	5	7	60	2.2
	Raymond Jones	1980-85	Union, SC	117	344	682	50.4	0	0	0.0	178	285	62.5	578	4.9	107	159	65	88	866	7.4
	Ricky Jones	1986-91	Pendleton, SC	113	267	551	48.5	24	87	27.6	118	193	61.1	251	2.2	97	131	46	63	676	6.0
	Trip Jones	1966-69	Great Falls, SC	54	160	343	46.6	-	-	-	99	153	64.7	390	7.2	-	-	-	-	419	7.8
	Zlatko Josic	1989-90	San Pedro, CA	5	0	5	0.0	0	1	0.0	1	2	50.0	4	0.8	2	2	1	0	1	0.2
	Andrius Jurkunas	1995-99	Kaunas, Lithuania	115	261	660	39.5	146	414	35.3	123	189	65.1	443	3.9	165	157	81	77	791	6.9
	George Kelada	1991-92	Greer, SC	4	0	1	0.0	0	0	0.0	0	0	0.0	6	1.5	0	2	0	0	0	0.0
	Andy Kelly	1992-95	Charthage, NC	45	64	174	36.8	28	95	29.5	34	43	79.1	92	2.0	42	27	22	14	190	4.2
	Marvin Key	1978-82	Dunwoody, GA	24	11	30	36.7	-	-	-	9	16	56.3	14	0.6	2	6	3	1	31	1.3
	Tim Kincaid	1986-90	Spindale, NC	78	209	444	47.1	24	81	29.6	169	211	80.1	154	2.0	257	185	115	54	611	7.8
	Ed Krajack	1958-61	McKeesport, PA	72	228	555	41.1	-	-	-	121	166	72.9	279	3.9	-	-	-	-	577	8.0
	George Krajack	1957-60	McKeesport, PA	74	362	895	40.4	-	-	-	195	280	69.6	482	6.5	-	-	-	-	919	12.4
	Bill Landers	1954-57	Asheville, NC	17	10	41	24.1	-	-	-	6	9	66.7	17	1.0	-	-	-	-	26	1.5
	Sean Lastinger	1989-91	Atlanta, GA	35	15	53	28.3	10	39	25.6	22	32	68.8	19	0.5	25	31	10	0	62	1.8
	Greg Latin	1969-70	Glassport, PA	25	116	270	43.0	-	-	-	92	143	64.3	215	8.6	-	-	-	-	324	13.0
	Jim Leshock	1959-62	Greensburg, PA	23	5	14	39.7	-	-	-	8	14	57.1	13	0.6	-	-	-	-	18	0.8
	Jim Lewis	1957-59	Aliquippa, PA	22	15	48	31.3	-	-	-	10	12	83.3	19	0.9	-	-	-	-	40	1.8
	Reed Long	2003-04	Piedmont, SC	5	0	1	0.00	-	-	-	-	-	-	-	-	-	-	-	10	0	0.0
	Todd Logue	1991-92	Snellville, GA	5	1	3	33.3	-	-	-	3	4	75.0	3	0.6	0	1	0	1	5	1.0
	Wes Long	2000-01	Charlotte, NC	1	0	0	0.0	0	0	0.0	0	0	0	0	0.0	0	0	0	0	0	0.0
	Donnie Mahaffey	1961-64	LaGrange, GA	76	238	515	46.2	-	-	-	161	283	56.9	666	8.8	-	-	-	-	637	8.4
	Randy Mahaffey	1964-67	LaGrange, GA	73	426	884	48.2	-	-	-	319	471	67.7	706	9.7	-	-	-	-	1171	16.0
	Richie Mahaffey	1966-70	LaGrange, GA	75	325	687	47.3	-	-	-	369	601	61.4	707	9.4	-	-	-	-	1019	13.6
	Tom Mahaffey	1959-62	LaGrange, GA	76	276	620	44.5	-	-	-	176	286	61.5	649	8.5	-	-	-	-	728	9.6
	Grayson Marshall	1984-88	Washington, DC	122	334	771	43.3	41	120	34.2	197	270	73.0	308	2.5	857	347	189	9	906	7.4
	Bruce Martin	1991-95	Shady Springs, WV	88	161	404	39.9	129	336	38.4	55	66	83.3	104	1.2	65	68	24	3	506	5.8
	Bud Martin	1970-73	Wayland, KY	72	116	250	46.4	-	-	-	194	261	74.3	134	1.9	36	-	-	-	426	5.9
	Jimmy Mason	1990-91	Southern Pines, NC	23	10	34	29.4	5	19	26.3	2	2	100.0	14	0.6	16	23	8	0	27	1.2
	Troy Mathis	2005-06	Raleigh, NC	20	19	49	38.8	19	45	42.2	1	2	50.0	10	0.5	5	9	3	0	58	2.9
	Earle Maxwell	1958-61	Greenville, SC	43	143	329	43.5	-	-	-	138	200	69.0	339	7.9	-	-	-	-	424	9.9
	Daniel Mayfield	1978-79	Toccoa, GA	6	2	6	33.3	-	-	-	3	3	100.0	2	0.3	3	5	0	1	7	1.2
	James Mays	2004-08	Garner, NC	108	388	804	48.3	11	51	21.6	200	382	52.4	622	5.8	181	232	166	94	987	9.1
	Glen McCants	1982-86	Columbia, SC	1																	



# ACC ERA PLAYERS




OVERVIEW  
PLAYERS  
STAFF  
TRADITION  
REVIEW  
RECORDS

Name	Years	Hometown	GP	FGM	FGA	Pct	3PT	3PA	Pct	FTM	FTA	Pct	Reb	Avg	Ast	TO	ST	BS	Pts	Avg
<b>K.J. McDaniels</b>	<b>2011-12</b>	<b>Birmingham, AL</b>	<b>30</b>	<b>44</b>	<b>97</b>	<b>45.4</b>	<b>7</b>	<b>25</b>	<b>28.0</b>	<b>22</b>	<b>38</b>	<b>57.9</b>	<b>55</b>	<b>1.8</b>	<b>7</b>	<b>13</b>	<b>10</b>	<b>20</b>	<b>117</b>	<b>3.9</b>
Mike McGrady	1977-78	Greenville, SC	1	0	1	0.0	-	-	-	0	0	0.0	0	0.0	0	0	0	0	0	0.0
Kimble McHone	1985-86	Cleveland, OH	3	1	2	50.0	-	-	-	0	0	0.0	1	0.3	0	0	0	0	2	0.7
Terrell McIntyre	1995-99	Raeford, NC	126	592	1416	41.5	259	696	37.2	396	501	79.0	341	2.7	577	316	194	5	1839	14.6
Rick McKinstry	1979-80	Indianapolis, IN	25	21	52	40.4	-	-	-	3	8	37.5	16	0.6	12	7	3	2	45	1.8
Jamar McKnight	2000-02	Zachery, LA	48	162	356	45.5	54	143	37.8	41	55	74.5	142	3.0	37	47	9	22	419	8.7
Chris Michael	1982-86	Rutherfordton, NC	109	354	824	43.0	13	28	46.4	79	133	59.4	303	2.8	159	142	65	25	800	7.3
Larry Middleton	1985-87	Los Angeles, CA	56	216	495	43.6	16	45	35.6	109	143	76.2	188	3.4	82	94	33	7	557	9.9
John Mikell	1953-54	Greenville, SC	6	0	3	0.0	-	-	-	0	0	0.0	7	1.2	-	-	-	-	0	0.0
Nick Milasnovich	1961-64	Youngstown, OH	77	306	725	42.2	-	-	-	177	246	72.0	188	2.4	-	-	-	-	789	10.2
Danny Miller	1971-72	Spring Lake, NJ	15	6	20	30.0	-	-	-	0	1	0.0	7	0.5	-	-	-	-	12	0.8
Johnny Miller	1997-99	Christiana, PA	50	81	271	29.9	46	174	26.4	38	63	60.3	49	1.0	127	75	42	7	246	4.9
Rod Mitchell	1987-89	Cheraw, SC	23	17	30	56.7	-	-	-	1	6	16.7	40	1.7	0	6	0	7	35	1.5
Craig Mobley	1970-71	Chester, SC	11	0	13	0.0	-	-	-	5	7	71.4	8	0.7	-	-	-	-	5	0.5
Eddie Moncrief	1955-58	Moultrie, GA	33	14	46	30.4	-	-	-	36	54	66.7	70	2.1	-	-	-	-	64	1.9
Cheyenne Moore	2004-05	Baltimore, MD	32	74	204	36.3	39	134	29.1	24	29	82.8	81	2.5	51	59	29	10	211	6.6
Doc Morgan	1953-56	Greenville, SC	26	13	46	28.3	-	-	-	7	10	70.0	17	0.7	-	-	-	-	33	1.3
Woody Morgan	1961-64	Hartsville, SC	77	151	392	38.5	-	-	-	133	238	55.9	467	6.1	-	-	-	-	435	5.6
Byron Morris	1992-94	Columbia, SC	15	3	10	30.0	0	0	0.0	1	3	33.3	8	0.5	1	1	3	1	7	0.5
Matt Morris	2004-08	Georgetown, SC	54	23	52	44.2	13	32	40.6	10	14	71.4	24	0.4	17	9	8	0	69	1.3
Tomas Nagys	1999-03	Mazeikai, Lithuania	103	130	290	44.8	10	44	22.7	177	256	69.1	386	3.7	45	107	45	44	447	4.3
Larry Nance	1977-81	Anderson, SC	117	553	1037	53.3	-	-	-	235	374	62.8	784	6.7	177	225	106	108	1341	11.5
Bryan Narcisse	2008-12	North Augusta, SC	102	90	194	46.4	17	60	28.3	45	75	60.0	151	1.5	39	55	37	35	242	2.4
Chuck Narvin	1960-63	Pittsburgh, PA	22	5	21	23.8	-	-	-	8	11	72.7	7	0.3	-	-	-	-	1	0.5
Billy Noland	1974-75	Waynesville, NC	2	0	1	0.0	-	-	-	1	2	50.0	3	1.5	1	0	0	0	1	0.5
Denny Odle	1971-72	Newark, OH	25	113	259	43.6	-	-	-	103	148	69.6	165	6.6	-	-	-	-	329	13.2
Terrence Oglesby	2007-09	Cleveland, TN	66	236	625	37.8	177	448	39.5	128	151	84.8	114	1.7	99	101	48	1	777	11.8
Choppy Patterson	1959-63	Piedmont, SC	76	408	1084	37.6	-	-	-	315	390	80.8	278	3.7	-	-	-	-	1131	14.9
Marty Patterson	1972-75	Hendersonville, NC	34	37	80	46.3	-	-	-	36	44	81.8	62	1.8	6	-	-	5	110	3.2
Tyrone Paul	1990-91	Inglewood, CA	15	9	28	32.1	2	10	20.0	7	10	70.0	16	1.1	11	9	6	0	27	1.8
Sam Perry	2004-08	Greenville, SC	128	192	417	46.0	4	17	23.5	157	271	57.9	342	2.7	117	144	114	58	545	4.3
Karolis Petrunkonis	2006-09	Trakai, Lithuania	33	10	26	38.5	0	0	0.0	1	8	12.5	30	0.9	7	17	3	4	21	0.6
Chris Poole	2006-07	Raleigh, NC	8	4	5	80.0	2	3	66.7	-	-	-	0	0.0	0	2	1	0	10	1.3
David Poole	1977-79	Columbia, SC	19	6	14	42.9	-	-	-	9	10	90.0	9	0.5	7	3	6	1	21	1.1
David Potter	2006-10	Severn, MD	134	224	601	37.3	98	290	33.8	91	129	70.5	273	2.0	148	157	99	32	637	4.8
J.D. Powell	1998-00	Westminster, SC	23	1	4	25.0	1	3	33.0	1	2	50.0	1	0.1	1	3	1	0	4	0.3
Julius Powell	2005-07	Newton, NC	58	86	249	34.5	44	162	27.2	24	40	60.0	120	2.1	30	54	29	14	240	4.1
Travis Price	2004-07	Sumter, SC	7	1	3	33.3	-	-	-	-	-	-	1	0.3	0	0	0	0	2	0.3
Manning Privette	1961-64	Hartsville, SC	57	101	291	34.7	-	-	-	63	121	52.1	289	5.1	-	-	-	-	265	4.6
Jerry Pryor	1985-89	Brooklet, CA	123	452	825	54.8	6	20	30.0	214	328	65.2	585	4.8	129	224	61	44	1124	9.1
Rayfield Ragland	1993-95	Florence, AL	61	175	364	48.1	38	125	30.4	43	70	61.4	268	4.4	52	52	31	16	431	7.1
Jeff Reisinger	1972-74	Kingston, OH	52	230	458	50.2	-	-	-	87	109	79.8	300	5.8	68	-	-	-	547	10.5
Lamar Rice	2003-04	Flint, MI	28	45	133	33.8	14	63	22.2	8	17	47.1	73	2.6	15	24	8	4	112	4.0
Lou Richie	1992-94	Oakland, CA	57	55	150	36.7	25	81	30.9	62	100	62.0	80	1.4	239	122	74	1	197	3.5
Bill Riser	1953-56	Bowman, SC	65	61	185	33.0	-	-	-	74	129	57.4	380	5.8	-	-	-	-	196	3.0
K.C. Rivers	2005-09	Charlotte, NC	134	625	1425	43.9	281	729	38.5	153	215	71.2	721	5.4	235	174	210	41	1684	12.6
Shawan Robinson	2002-06	Raleigh, NC	120	390	980	39.8	203	538	37.7	194	233	83.3	284	2.4	283	271	124	4	1177	9.8
Charlie Rogers	1972-76	Lindenhurst, NJ	51	79	180	43.9	-	-	-	54	77	70.1	117	2.3	3	8	4	13	212	4.2
Tree Rollins	1973-77	Cordele, GA	110	643	1192	53.9	-	-	-	177	292	60.6	1311	11.9	93	129	50	450	1463	13.3
Stan Rome	1974-78	Valdosta, GA	109	553	1044	53.0	-	-	-	259	397	65.2	420	3.9	175	158	117	26	1365	12.5
Bill Ross	1978-82	Lake Placid, FL	106	212	436	48.6	-	-	-	89	152	58.6	303	2.9	67	81	19	18	513	4.8
Jack Ross	1969-71	Anderson, SC	31	20	54	37.0	-	-	-	18	27	66.7	51	1.6	-	-	-	-	58	1.9
Barry Ryan	1953-55	Washington, DC	46	153	425	36.0	-	-	-	107	162	66.0	262	5.7	-	-	-	-	413	9.0
Patrick Sapp	1994-95	Jacksonville, FL	4	0	3	0.0	0	2	0.0	0	0	0.0	1	0.3	0	0	0	0	0	0.0
<b>T.J. Sapp</b>	<b>2011-12</b>	<b>Fort Lauderdale, FL</b>	<b>30</b>	<b>38</b>	<b>122</b>	<b>31.1</b>	<b>24</b>	<b>76</b>	<b>31.6</b>	<b>7</b>	<b>16</b>	<b>43.8</b>	<b>48</b>	<b>1.6</b>	<b>22</b>	<b>27</b>	<b>22</b>	<b>0</b>	<b>107</b>	<b>3.6</b>
Edward Scott	1999-03	Eastover, SC	112	429	1125	38.1	121	387	31.3	247	335	73.7	433	3.9	595	315	131	9	1126	10.9
Ihsan Scott	1994-95	Harlem, NY	11	2	7	28.6	0	0	0.0	2	3	66.7	12	1.1	0	4	0	1	6	0.5
Gene Seay	1955-57	Greenville, SC	47	171	417	41.0	-	-	-	191	259	73.7	428	9.1	-	-	-	-	533	11.3
Donnie Seitz	1963-65	Morrisonville, IL	7	4	8	50.0	-	-	-	2	2	100.0	4	0.6	-	-	-	-	10	1.4
Larry Seitz	1960-63	Morrisonville, IL	45	27	83	32.5	-	-	-	32	54	59.3	59	1.3	-	-	-	-	86	1.9
David Shaffer	1981-84	Durham, NC	61	164	333	49.2	3	16	18.8	132	183	72.1	253	4.1	168	105	49	20	463	7.6
Dutch Shamble	1957-60	McKeesport, PA	53	86	229	28.8	-	-	-	55	73	75.3	81	1.5	-	-	-	-	227	4.3
Don Shealy	1954-55	Newberry, SC	11	3	10	30.0	-	-	-	9	13	69.2	7	0.6	-	-	-	-	15	1.4

2012-1

# ACC ERA PLAYERS

	Name	Years	Hometown	GP	FGM	FGA	Pct	3PT	3PA	Pct	FTM	FTA	Pct	Reb	Avg	Ast	TO	ST	BS	Pts	Avg
OVERVIEW	Beau Shay	2000-04	Galesburg, IL	21	4	7	57.1	1	3	33.3	3	4	75.0	7	0.3	2	2	0	0	12	0.6
PLAYERS	Buddy Shook	1953-55	Liberty, SC	44	78	320	24.4	-	-	-	84	147	57.1	250	5.7	-	-	-	-	240	5.5
	Geoff Shyatt	2002-03	Clemson, SC	6	0	2	0.0	-	-	-	1	4	25.0	-	-	1	-	-	-	1	0.2
STAFF	Jeremy Shyatt	1999-00	Clemson, SC	5	0	0	0.0	0	0	0.0	1	2	50.0	1	0.1	1	2	0	0	1	0.1
TRADITION	Anthony Smith	1991-92	Monroe, GA	8	3	5	60.0	-	-	-	2	3	66.7	1	0.1	5	3	0	0	8	1.0
	Junius Smith	1957-58	Greenville, SC	4	0	3	0.0	-	-	-	0	0	0.0	0	0.0	-	-	-	-	0	0.0
REVIEW	Mack Smith	1988-89	Seneca, SC	1	0	0	0.0	0	0	0.0	0	0	0.0	0	0.0	0	0	0	0	0	0.0
	Tanner Smith	2008-12	Alpharetta, GA	127	333	777	42.9	111	340	32.6	209	288	72.6	459	3.6	320	227	159	34	986	7.8
RECORDS	Tommy Smith	1953-56	Hendersonville, NC	71	161	384	41.9	-	-	-	170	265	64.2	421	5.9	-	-	-	-	492	6.9
	Will Solomon	1998-01	East Hartford, CT	94	469	1195	39.2	214	585	36.6	279	389	71.7	259	2.8	246	323	112	40	1431	15.2
	Cory Stanton	2010-11	Springfield, TN	33	29	84	34.5	8	38	21.1	14	21	66.7	21	0.6	25	21	20	2	80	2.4
	Fred Steiner	1964-65	Pittsburgh, PA	6	3	6	50.0	-	-	-	5	7	71.4	1	0.2	-	-	-	-	11	1.8
	Demontez Stitt	2007-11	Matthews, NC	126	455	1061	42.9	111	335	33.1	344	468	73.5	346	2.7	419	318	164	46	1365	10.8
	Tony Stockman	2000-02	Medina, OH	59	240	662	36.2	155	416	37.3	81	106	75.4	129	2.2	143	131	84	4	716	12.1
	Rock Stone	1954-56	Piedmont, SC	21	35	105	33.3	-	-	-	36	54	66.7	110	5.2	-	-	-	-	106	5.1
	Robert Stone	1985-86	Augusta, GA	8	4	9	44.4	-	-	-	0	1	0.0	7	0.9	0	5	1	2	8	1.0
	Terrell Suit	1971-74	Anderson, SC	75	238	589	40.4	-	-	-	123	164	75.0	142	1.9	77	-	-	-	599	8.0
	<b>Bernard Sullivan</b>	<b>2011-12</b>	<b>Gastonia, NC</b>	<b>28</b>	<b>16</b>	<b>43</b>	<b>37.2</b>	<b>0</b>	<b>4</b>	<b>0.0</b>	<b>6</b>	<b>13</b>	<b>46.2</b>	<b>30</b>	<b>1.1</b>	<b>3</b>	<b>14</b>	<b>0</b>	<b>3</b>	<b>38</b>	<b>1.4</b>
	Jim Sutherland	1964-67	Clemson, SC	71	485	1105	43.9	-	-	-	260	306	85.0	383	5.4	-	-	-	-	1230	17.3
	Jack Swails	1966-68	Kingstree, SC	16	11	28	39.3	-	-	-	7	13	53.8	27	1.7	-	-	-	-	29	1.8
	Raymond Sykes	2005-09	Jacksonville, FL	124	216	373	57.9	0	0	0.0	71	134	53.0	338	2.7	50	128	54	102	503	4.1
	Michael Tabb	1994-95	Philadelphia, PA	4	2	4	50.0	0	0	0.0	2	2	100.0	2	0.5	0	3	0	0	6	1.5
	Michael Tait	1985-87	Compton, CA	58	165	344	48.0	70	136	51.5	68	93	73.1	127	2.2	124	89	67	2	468	8.1
	Dave Thomas	1968-71	Warren, OH	76	381	875	43.5	-	-	-	126	182	69.2	221	2.9	-	-	-	-	888	11.7
	Dick Thomas	1966-68	Warren, OH	26	81	200	40.5	-	-	-	26	41	63.4	72	2.8	-	-	-	-	188	7.2
	Frank Tomera	1992-94	Johnstown, PA	30	11	33	33.3	0	2	0.0	8	13	61.5	29	1.0	4	12	2	8	30	1.0
	A.J. Tyler	2006-07	Palm Harbor, FL	30	11	35	31.4	6	15	40.0	8	11	72.7	42	1.4	7	12	2	0	36	1.2
	Sean Tyson	1987-91	Baltimore, MD	72	259	504	51.4	0	8	0.0	46	79	58.2	278	3.9	69	97	104	9	564	7.8
	Sheldon Waiters	2004-05	Columbia, SC	6	1	3	33.3	1	2	50.0	3	4	75.0	1	0.2	1	2	-	-	6	1.0
	Keith Walker	1978-81	Statesville, NC	29	30	62	48.4	-	-	-	20	31	64.5	38	1.3	3	19	10	1	80	2.8
	Corey Wallace	1991-94	Severn, MD	65	164	337	48.7	49	147	35.8	73	104	70.2	225	3.5	51	66	31	7	450	6.9
	Dave Wallace	1959-61	Spartanburg, SC	20	32	108	29.6	-	-	-	15	23	65.2	122	6.1	-	-	-	-	79	4.0
	Warren Wallace	1982-85	Charlotte, NC	55	138	295	46.8	12	26	46.2	20	48	41.7	104	1.9	125	67	28	3	308	5.6
	Joe Ward	1981-82	Griffin, GA	19	46	100	46.0	-	-	-	22	33	66.7	32	1.7	17	19	4	2	114	6.0
	Bill Warren	1957-61	Horning, PA	39	91	277	32.9	-	-	-	66	87	75.9	109	2.8	-	-	-	-	248	6.4
	Joey Watts	1989-91	Aiken, SC	9	4	10	40.0	0	4	0.0	2	5	40.0	4	0.4	0	2	1	0	10	1.1
	Pete Weddell	1968-71	Goshen, IN	62	67	142	47.2	-	-	-	72	116	62.1	142	2.3	-	-	-	-	206	3.3
	Ames Wells	1953-54	Columbia, SC	23	133	322	41.3	-	-	-	89	134	66.4	69	3.0	-	-	-	-	355	15.4
	Chubby Wells	1976-79	Philadelphia, PA	65	159	334	47.6	-	-	-	95	139	68.3	275	4.2	98	77	43	8	413	6.4
	Jeff White	1980-81	Gastonia, NC	4	0	3	0.0	-	-	-	4	5	80.0	1	0.3	3	3	1	0	4	1.0
	Chris Whitney	1991-93	Hopkinsville, KY	58	268	628	42.7	167	404	41.3	141	179	78.8	214	3.7	354	204	114	2	844	14.6
	Keith Whitt	1978-79	Hanover, MA	1	1	1	100.0	-	-	-	0	1	0.0	0	0.0	0	0	0	0	2	2.0
	Vincent Whitt	1996-99	Greensboro, NC	83	172	413	41.6	17	74	23.0	94	158	59.5	250	3.0	82	106	63	25	455	5.5
	Tom Wideman	1995-99	Marietta, GA	129	266	571	52.1	0	1	0.0	175	316	55.4	723	5.6	125	170	82	45	707	5.5
	Mitchell Wiggins	1979-80	Grifton, NC	32	76	162	46.9	-	-	-	25	45	55.6	96	3.0	40	30	28	3	177	5.5
	Scott Wilkes	1979-80	DeLand, FL	4	1	4	25.0	-	-	-	3	4	75.0	0	0.0	3	3	0	0	5	1.3
	Billy Williams	1977-80	Raleigh, NC	85	438	818	53.5	-	-	-	202	267	75.7	197	2.3	216	172	110	8	1078	12.7
	John Williams	1970-72	Dover, DE	35	22	52	42.3	-	-	-	19	36	52.8	46	1.3	-	-	-	-	63	1.8
	Ovarus Williams	2003-04	Snow Hill, NC	6	0	1	0.0	-	-	-	1	2	50.0	0	0.0	-	-	-	-	1	0.2
	Skip Wise	1974-75	Baltimore, MD	25	188	384	48.9	-	-	-	86	114	75.4	78	3.1	44	-	-	6	462	18.5
	Don Witherspoon	1979-82	Lexington, KY	11	4	5	80.0	-	-	-	2	4	50.0	3	0.3	0	1	1	1	10	0.9
	Mohamed Woni	1996-99	Ivory Coast, Africa	62	59	124	47.6	0	2	0.0	51	67	76.1	151	2.4	7	44	6	20	169	2.7
	Sharone Wright	1991-94	Macon, GA	92	501	943	53.1	0	6	0.0	306	484	63.2	903	9.8	78	228	69	286	1308	14.2
	Horace Wyatt	1978-82	Hartsville, SC	119	420	827	50.8	-	-	-	146	221	66.1	604	5.1	190	183	74	59	986	8.3
	Jesse Yanutola	2005-09	Tega Cay, SC	32	5	18	27.8	2	9	22.2	2	4	50.0	16	0.5	3	4	2	1	14	0.4
	Bill Yarborough	1953-57	Walhalla, SC	62	498	1270	39.2	-	-	-	327	426	76.8	221	3.6	-	-	-	-	1323	21.3
	Ronnie Yates	1968-70	Anderson, SC	50	230	525	43.8	-	-	-	116	178	65.2	269	5.4	-	-	-	-	576	11.5
	Dick Yeary	1955-57	Nicholasville, KY	41	45	129	34.9	-	-	-	82	112	73.2	63	1.5	-	-	-	-	172	4.2
	Vince Yockel	1955-58	Jersey City, NJ	74	513	1202	42.7	-	-	-	324	439	73.8	483	6.5	-	-	-	-	1350	18.2
	Andre Young	2008-12	Albany, GA	129	406	1004	40.4	236	629	37.5	175	227	77.1	268	2.1	342	163	184	4	1223	9.5
	David Young	1988-92	Greenville, SC	97	261	634	41.2	138	402	34.3	91	125	72.8	208	2.1	330	192	116	42	751	7.7
	Stewart Zane	1977-79	Chattanooga, TN	12	6	12	50.0	-	-	-	1	2	50.0	16	1.3	1	2	0	1	13	1.1
	Butch Zatezalo	1967-70	Aliquippa, PA	75	630	1536	41.0	-	-	-	501	610	82.1	210	2.8	-	-	-	-	1761	23.5



JIM SUTHERLAND



# ALL-ACC PLAYERS

## BILL YARBOROUGH (Second Team, 1955 & 1956)

Guard • Walhalla, SC

Year	GP	FGM-FGA	Pct.	FTM-FTA	Pct.	Reb-Avg.	PTS	Avg.
1952-53	16	51-179	.285	18-30	.600	22-1.5	120	7.5
1953-54*	7	39-108	.361	32-48	.667	16-2.2	110	15.7
1954-55	23	247-623	.396	157-198	.793	84-3.7	651	28.3
1955-56	26	182-480	.379	123-169	.728	104-4.0	487	18.7
1956-57	13	69-167	.413	47-59	.797	33-2.5	185	14.2
<b>TOTALS</b>	<b>85</b>	<b>588-1557</b>	<b>.378</b>	<b>377-504</b>	<b>.748</b>	<b>259-3.0</b>	<b>1553</b>	<b>18.3</b>

\* - red-shirted due to injury

## VINCE YOCKEL (Second Team, 1956 • First Team, 1958)

Forward • Jersey City, NJ

Year	GP	FGM-FGA	Pct.	FTM-FTA	Pct.	Reb-Avg.	PTS	Avg.
1955-56	26	210-476	.441	124-173	.716	219-8.4	544	20.9
1956-57	24	178-426	.418	118-160	.738	165-6.9	474	19.8
1957-58	24	125-300	.417	82-106	.774	90-3.8	332	13.8
<b>TOTALS</b>	<b>74</b>	<b>513-1202</b>	<b>.427</b>	<b>324-439</b>	<b>.738</b>	<b>474-6.4</b>	<b>1350</b>	<b>18.2</b>

## CHOPPY PATTERSON (First Team, 1960 • Second Team, 1961)

Guard • Piedmont, SC

Year	GP	FGM-FGA	Pct.	FTM-FTA	Pct.	Reb-Avg.	PTS	Avg.
1959-60	26	151-402	.376	125-154	.812	130-5.0	427	16.4
1960-61	26	174-465	.374	146-173	.844	92-3.5	494	19.0
1962-63	24	83-217	.382	44-63	.698	56-2.3	210	8.8
<b>TOTALS</b>	<b>76</b>	<b>408-1084</b>	<b>.376</b>	<b>315-390</b>	<b>.808</b>	<b>278-3.7</b>	<b>1131</b>	<b>14.9</b>

## JIM BRENNAN (Second Team, 1963 & 1964)

Guard • McKeesport, PA

Year	GP	FGM-FGA	Pct.	FTM-FTA	Pct.	Reb-Avg.	PTS	Avg.
1961-62	27	183-427	.429	95-122	.779	68-2.5	461	17.1
1962-63	24	144-347	.415	111-134	.828	92-3.8	399	16.6
1963-64	25	159-371	.429	139-167	.832	107-4.3	457	18.3
<b>TOTALS</b>	<b>76</b>	<b>486-1145</b>	<b>.424</b>	<b>345-423</b>	<b>.816</b>	<b>267-3.5</b>	<b>1317</b>	<b>17.3</b>

## JIM SUTHERLAND (Second Team, 1965 & 1967)

Guard • Clemson, SC

Year	GP-GS	FGM-FGA	Pct.	FTM-FTA	Pct.	Reb-Avg.	PTS	Avg.
1964-65	25-22	147-322	.457	65-83	.783	139-6.3	359	16.3
1965-66	29-24	155-362	.428	91-107	.850	124-5.2	401	16.7
1966-67	25-22	183-421	.435	104-116	.897	120-4.8	470	18.8
<b>TOTALS</b>	<b>79-68</b>	<b>485-1105</b>	<b>.439</b>	<b>260-306</b>	<b>.849</b>	<b>383-5.4</b>	<b>1230</b>	<b>17.3</b>

## RANDY MAHAFFEY (Second Team, 1965 • First Team, 1967)

Center • LaGrange, GA

Year	GP	FGM-FGA	Pct.	FTM-FTA	Pct.	Reb-Avg.	PTS	Avg.
1964-65	23	145-291	.498	108-155	.697	224-9.7	398	17.3
1965-66	24	126-288	.438	102-146	.699	256-10.2	354	14.2
1966-67	25	155-305	.508	109-170	.641	225-9.0	419	16.8
<b>TOTALS</b>	<b>72</b>	<b>426-884</b>	<b>.482</b>	<b>319-471</b>	<b>.677</b>	<b>705-9.7</b>	<b>1171</b>	<b>16.0</b>

## BUTCH ZATEZALO (Second Team, 1968-70)

Guard • Aliquippa, PA

Year	GP-GS	FGM-FGA	Pct.	FTM-FTA	Pct.	Reb-Avg.	AST	PTS	Avg.
1967-68	24-24	189-515	.367	174-212	.821	63-2.6		552	23.0
1968-69	25-25	228-538	.424	189-229	.825	90-3.6		645	25.8
1969-70	26-26	213-483	.441	138-169	.817	57-2.2	80	564	21.7
<b>TOTALS</b>	<b>75-75</b>	<b>630-1536</b>	<b>.410</b>	<b>501-610</b>	<b>.821</b>	<b>210-2.8</b>		<b>1761</b>	<b>23.5</b>

## SKIP WISE (First Team, 1975)

Guard • Baltimore, MD

Year	GP-GS	FGM-FGA	Pct.	FTM-FTA	Pct.	Reb-Avg.	AST	BS	PTS	Avg.
1974-75	25-17	188-384	.489	86-114	.754	78-3.1	44	6	462	18.5

## WAYNE "TREE" ROLLINS (Second Team, 1975-77)


Center • Cordele, GA

Year	GP-GS	Min/G	FGM-FGA	Pct.	FTM-FTA	Pct.	Reb/Avg.	A-T	B-S	PTS	Avg.
1973-74	26-26		144-265	.543	34-54	.629	316-12.2	8-	106-	322	12.4
1974-75	28-28		162-326	.497	40-67	.597	328-11.7	17-	119-	364	13.0
1975-76	28-28	861/30	170-313	.543	43-76	.566	308-11.0	36-75	117-22	383	13.7
1976-77	28-28	777/28	167-288	.580	60-95	.632	359-12.8	32-54	108-28	394	14.1
<b>TOTALS</b>	<b>110-110</b>		<b>643-1192</b>	<b>.539</b>	<b>177-292</b>	<b>.606</b>	<b>1311-11.9</b>	<b>93-</b>	<b>450-</b>	<b>1463</b>	<b>13.3</b>


## STAN ROME (Second Team, 1977)

Forward • Valdosta, GA


Year	GP-GS	Min/G	FGM-FGA	Pct.	FTM-FTA	Pct.	Reb/Avg.	A-T	B-S	PTS	Avg.
1974-75	28-28		121-229	.528	50-74	.676	132-4.7	34-	12-	292	10.4
1975-76	26-7	507/20	117-210	.557	70-97	.722	110-4.2	25-64	4-28	304	11.7
1976-77	28-27	680/24	174-316	.551	79-128	.617	93-3.3	52-45	6-52	427	15.3
1977-78	27-24	669/25	141-289	.488	60-98	.612	85-3.1	64-49	4-37	342	12.7
<b>TOTALS</b>	<b>109-86</b>		<b>553-1044</b>	<b>.530</b>	<b>259-397</b>	<b>.652</b>	<b>420-3.9</b>	<b>175-</b>	<b>26-117</b>	<b>1365</b>	<b>12.5</b>



**BUTCH  
ZATEZALO**



**SKIP  
WISE**



**TREE  
ROLLINS**

OVERVIEW

PLAYERS

STAFF

TRADITION

REVIEW

RECORDS

2012-13 MEN'S BASKETBALL GUIDE



# ALL-ACC PLAYERS

## OVERVIEW

**BILLY WILLIAMS (First Team, 1980)**

Guard • Raleigh, NC

Year	GP-GS	Min/G	FGM-FGA	Pct.	FTM-FTA	Pct.	Reb/Avg.	A-T	B-S	PTS	Avg.
1977-78	24-1	253/11	52-92	.565	30-36	.833	28-1.2	16-18	0-12	134	5.6
1978-79	29-28	836/29	157-298	.527	68-92	.739	19-65/2.2	71-25	4-40	382	13.2
1979-80	32-32	1088/34	229-428	.535	104-139	.748	29-104/3.3	129-80	4-58	562	17.6
<b>TOTALS</b>	<b>85-61</b>	<b>2177/26</b>	<b>438-818</b>	<b>.535</b>	<b>202-267</b>	<b>.757</b>	<b>197-2.3</b>	<b>216-123</b>	<b>8-110</b>	<b>1078</b>	<b>12.7</b>

## PLAYERS

## STAFF

## TRADITION

## REVIEW

## RECORDS

**LARRY NANCE (Second Team, 1981)**

Forward • Anderson, SC

Year	GP-GS	Min/G	FGM-FGA	Pct.	FTM-FTA	Pct.	Reb/Avg.	A-T	B-S	PTS	Avg.
1977-78	25-5	273/11	35-75	.467	8-17	.471	78/3.1	21-22	8-10	78	3.1
1978-79	29-28	837/29	137-264	.519	49-77	.636	78-210/7.2	45-45	24-35	323	11.1
1979-80	32-32	961/30	174-338	.515	98-164	.598	94-259/8.1	63-60	38-26	446	13.9
1980-81	31-27	887/28	207-360	.575	80-116	.690	76-237/7.6	48-68	28-35	494	15.9
<b>TOTALS</b>	<b>117-92</b>	<b>2958/25</b>	<b>553-1037</b>	<b>.533</b>	<b>235-374</b>	<b>.628</b>	<b>784/6.7</b>	<b>177-195</b>	<b>98-106</b>	<b>1341</b>	<b>11.5</b>

**VINCENT HAMILTON (Second Team, 1982)**

Guard • Rutherfordton, NC

Year	GP-GS	Min/G	FGM-FGA	Pct.	FTM-FTA	Pct.	Reb/Avg.	A-T	B-S	PTS	Avg.
1980-81	31-22	884/29	113-211	.536	46-63	.730	70/143/4.6	80-36	2-37	272	8.8
1981-82	28-28	992/35	181-309	.586	58-72	.806	64/135/4.8	84-52	0-32	420	15.0
1982-83	3-3	114/38	18-36	.500	9-12	.750	4/14/4.7	6-3	0-2	46	15.3
1983-84	25-24	854/34	152-301	.505	51-76	.671	60/136/5.4	76-68	2-29	355	14.2
1984-85	29-28	1062/36	188-387	.486	61-76	.803	84/200/6.9	91-75	2-33	437	15.1
<b>TOTALS</b>	<b>116-105</b>	<b>3906/34</b>	<b>652-1244</b>	<b>.524</b>	<b>225-299</b>	<b>.753</b>	<b>282/628/5.4</b>	<b>337/234</b>	<b>6-133</b>	<b>1530</b>	<b>13.2</b>

Note: 1-1 on three-point goals in 1982-83.

**HORACE GRANT (Second Team, 1986 • First Team, 1987)**

Forward/Center • Sparta, GA

Year	GP-GS	Min/G	FGM-FGA	Pct.	FTM-FTA	Pct.	Reb/Avg.	A-T	B-S	PTS	Avg.
1983-84	28-9	551/20	64-120	.533	32-43	.744	129/4.6	49-34	12-21	160	5.7
1984-85	29-26	703/24	132-238	.555	65-102	.637	196/6.8	32-52	21-19	329	11.3
1985-86	34-31	1099/32	208-356	.584	140-193	.725	357/10.5	62-67	24-28	556	16.4
1986-87	31-28	1010/33	256-390	.656	138-195	.708	299/9.6	63-67	25-36	651	21.0
<b>TOTALS</b>	<b>122-94</b>	<b>3363/27</b>	<b>660-1104</b>	<b>.598</b>	<b>375-533</b>	<b>.704</b>	<b>981/8.0</b>	<b>206-220</b>	<b>82-104</b>	<b>1696</b>	<b>13.9</b>

Note: 1-2 on three-point attempts in 1986-87.

**ELDEN CAMPBELL (Third Team, 1988 • Second Team, 1989 • First Team, 1990)**

Center • Inglewood, CA

Year	GP-GS	Min/G	FGM-FGA	Pct.	3FG-FGA	Pct.	FTM-FTA	Pct.	Of/Reb/Avg.	A-T	B-S	PTS	Avg.
1986-87	31-3	534/17	107-193	.554	0-0	.000	59-84	.702	50/126/4.1	20-55	62-12	273	8.8
1987-88	28-27	808/29	217-345	.629	0-4	.000	91-147	.619	65/207/7.4	15-53	88-32	525	18.8
1988-89	29-25	814/28	205-373	.550	2-5	.400	95-138	.688	70/222/7.7	34-68	87-38	507	17.5
1989-90	35-30	1038/30	225-431	.522	1-1	1.000	124-207	.599	85/281/8.0	44-93	97-54	575	16.4
<b>TOTALS</b>	<b>123-85</b>	<b>3194/26</b>	<b>754-1342</b>	<b>.562</b>	<b>3-10</b>	<b>.300</b>	<b>369-576</b>	<b>.640</b>	<b>270/836/6.8</b>	<b>113-269</b>	<b>334-136</b>	<b>1880</b>	<b>15.3</b>

**DALE DAVIS (Third Team, 1989 • First Team, 1990 • Second Team, 1991)**

Forward/Center • Toccoa, GA

Year	GP-GS	Min./Avg	FG-FGA	Pct.	3FG-FGA	Pct.	FTM-FTA	Pct.	Of/Reb/Avg	A-T	B-S	PTS	Avg.
1987-88	29-21	714/24	91-171	.532	0-0	.000	45-89	.506	97/223/7.7	10-34	38-16	227	7.8
1988-89	29-14	736/25	146-218	.670	0-0	.000	93-144	.646	100/258/8.9	16-34	40-17	385	13.3
1989-90	35-34	1077/25	205-328	.625	0-1	.000	127-213	.596	166/395/11.3	21-55	58-36	537	15.3
1990-91	28-28	971/34	191-359	.532	0-2	.000	119-205	.580	122/340/12.1	37-66	74-37	501	17.9
<b>TOTALS</b>	<b>121-97</b>	<b>3498/28</b>	<b>633-1076</b>	<b>.588</b>	<b>0-3</b>	<b>.000</b>	<b>384-651</b>	<b>.589</b>	<b>485/1216/10.0</b>	<b>84-189</b>	<b>210-106</b>	<b>1650</b>	<b>13.6</b>

**SHARONE WRIGHT (Third Team, 1993 • Second Team, 1994)**

Center • Macon, GA

Year	GP-GS	Min./Avg	FG-FGA	Pct.	3FG-FGA	Pct.	FTM-FTA	Pct.	Of/Reb/Avg	A-T	B-S	PTS	Avg.
1991-92	28-23	747/26.7	137-275	.498	0-2	.000	63-112	.563	120/227/8.1	11-50	63-23	337	12.0
1992-93	30-29	913/30.4	178-314	.567	0-2	.000	93-139	.669	128/314/10.5	26-76	124-22	449	15.0
1993-94	34-33	1027/30.2	186-354	.525	0-2	.000	150-233	.644	124/362/10.6	41-102	99-24	522	15.4
<b>TOTALS</b>	<b>92-85</b>	<b>2687/29.2</b>	<b>501-943</b>	<b>.531</b>	<b>0-6</b>	<b>.000</b>	<b>306-484</b>	<b>.632</b>	<b>352/903/9.8</b>	<b>78-228</b>	<b>286-69</b>	<b>1308</b>	<b>14.2</b>

**CHRIS WHITNEY (Third Team, 1993)**

Guard • Hopkinsville, KY

Year	GP-GS	Min./Avg	FG-FGA	Pct.	3FG-FGA	Pct.	FTM-FTA	Pct.	Of/Reb/Avg	A-T	B-S	PTS	Avg.
1991-92	28-27	982/35.1	119-290	.410	80-191	.419	56-73	.767	16/92/3.3	161-94	0-41	374	13.4
1992-93	30-30	1126/37.5	149-338	.441	87-213	.408	85-106	.802	20/122/4.1	193-110	2-73	470	15.7
<b>TOTALS</b>	<b>58-57</b>	<b>2108/36.3</b>	<b>268-628</b>	<b>.427</b>	<b>167-404</b>	<b>.413</b>	<b>141-179</b>	<b>.788</b>	<b>36/214/3.7</b>	<b>354-204</b>	<b>2-114</b>	<b>844</b>	<b>14.6</b>

**DEVIN GRAY (Third Team, 1994)**

Forward • Baltimore, MD

Year	GP-GS	Min./Avg	FG-FGA	Pct.	3FG-FGA	Pct.	FTM-FTA	Pct.	Of/Reb/Avg	A-T	B-S	PTS	Avg.
1991-92	27-12	647/24.0	129-248	.520	1-3	.333	34-79	.430	60/138/5.1	20-48	6-40	293	10.9
1992-93	30-25	950/31.7	197-372	.530	13-36	.361	93-146	.637	78/164/5.5	51-66	22-60	500	16.7
1993-94	30-14	802/26.7	178-311	.572	1-10	.100	74-136	.544	74/180/6.0	30-51	15-37	431	14.4
1994-95	7-7	162/23.1	38-62	.613	0-1	.000	22-36	.611	43/6.1	7-18	5-5	98	14.0
<b>TOTALS</b>	<b>94-58</b>	<b>2561/27.2</b>	<b>542-993</b>	<b>.545</b>	<b>15-50</b>	<b>.300</b>	<b>223-397</b>	<b>.562</b>	<b>171/525/5.6</b>	<b>108-183</b>	<b>48-142</b>	<b>1322</b>	<b>14.1</b>





# ALL-ACC PLAYERS

## GREG BUCKNER (Second Team, 1997 & 1998)

Guard/Forward • Hopkinsville, KY

Year	GP-GS	Min./Avg	FG-FGA	Pct.	3FG-FGA	Pct.	FTM-FTA	Pct.	Of/Reb/Avg	A-T	B-S	PTS	Avg.
1994-95	28-28	911/32.5	141-268	.526	13-44	.295	41-80	.513	46/165/5.9	58-38	12-63	336	12.0
1995-96	29-29	950/32.8	144-305	.472	1-25	.040	92-137	.672	59/147/5.1	48-38	8-38	381	13.1
1996-97	33-33	1071/32.5	190-393	.483	17-54	.315	119-168	.708	51/150/4.5	63-63	10-35	516	15.6
1997-98	32-32	1022/31.9	204-380	.537	19-58	.328	94-135	.690	26/130/4.1	83-47	10-51	521	16.3
<b>TOTALS</b>	<b>122-122</b>	<b>3954/32.4</b>	<b>679-1346</b>	<b>.504</b>	<b>50-181</b>	<b>.276</b>	<b>346-520</b>	<b>.665</b>	<b>182/592/4.9</b>	<b>252-186</b>	<b>40-179</b>	<b>1754</b>	<b>14.4</b>

## TERRELL MCINTYRE (Second Team, 1997 & 1999 • First Team, 1998)

Guard • Raeford, NC

Year	GP-GS	Min./Avg	FG-FGA	Pct.	3FG-FGA	Pct.	FTM-FTA	Pct.	Of/Reb/Avg	A-T	B-S	PTS	Avg.
1995-96	29-21	905/31.2	123-307	.401	43-123	.350	80-101	.792	27/80/2.8	90-71	0-37	369	12.7
1996-97	33-33	1105/33.5	141-361	.391	61-172	.355	98-123	.797	16/83/2.5	145-66	4-42	441	13.4
1997-98	29-23	940/32.4	129-302	.427	56-155	.361	88-113	.779	22/99/3.4	154-68	0-58	402	13.9
1998-99	35-35	1250/35.7	199-456	.436	99-246	.402	130-164	.793	16/79/2.3	188-113	1-57	627	17.9
<b>TOTALS</b>	<b>126-112</b>	<b>4200/33.3</b>	<b>592-1426</b>	<b>.415</b>	<b>289-696</b>	<b>.372</b>	<b>396-501</b>	<b>.790</b>	<b>81/341/2.7</b>	<b>577-318</b>	<b>5-194</b>	<b>1839</b>	<b>14.6</b>

## WILL SOLOMON (First Team, 2000 • Second Team, 2001)

Guard • East Hartford, CT

Year	GP-GS	Min./Avg	FG-FGA	Pct.	3FG-FGA	Pct.	FTM-FTA	Pct.	Of/Reb/Avg	A-T	B-S	PTS	Avg.
1998-99	34-6	622/19.5	73-203	.360	26-85	.306	41-66	.621	2/50/1.5	49-75	17-32	213	6.3
1999-00	30-30	1079/36.0	213-531	.401	93-248	.375	108-158	.684	24/123/4.1	95-125	14-38	627	20.9
2000-01	30-28	998/33.3	183-461	.397	95-252	.377	130-165	.788	17/86/2.9	102-123	9-42	591	19.7
<b>TOTALS</b>	<b>94-64</b>	<b>2699/28.7</b>	<b>469-1195</b>	<b>.392</b>	<b>214-585</b>	<b>.366</b>	<b>279-389</b>	<b>.717</b>	<b>43/259/2.8</b>	<b>246-323</b>	<b>40-112</b>	<b>1431</b>	<b>15.2</b>

## EDWARD SCOTT (Third Team, 2002 • First Team, 2003)

Guard • Eastover, SC

Year	GP-GS	Min./Avg	FG-FGA	Pct.	3FG-FGA	Pct.	FTM-FTA	Pct.	Of/Reb/Avg	A-T	B-S	PTS	Avg.
1999-00	24-21	789/32.9	51-164	.311	32-98	.327	21-28	.750	9/79/3.3	69-53	2-28	155	6.5
2000-01	30-29	1000/33.3	79-202	.391	15-71	.211	46-56	.821	13/103/3.4	127-74	0-21	219	7.3
2001-02	30-30	1105/36.8	134-331	.405	30-98	.306	58-88	.674	37/110/4.9	238-109	2-44	356	11.9
2002-03	28-28	1077/38.5	165-428	.386	44-120	.367	122-165	.739	22/104/3.7	161-79	3-38	496	17.7
<b>TOTALS</b>	<b>112-109</b>	<b>3971/35.5</b>	<b>429-1125</b>	<b>.381</b>	<b>121-387</b>	<b>.313</b>	<b>247-335</b>	<b>.737</b>	<b>81/433/3.9</b>	<b>595-315</b>	<b>9-131</b>	<b>1226</b>	<b>10.9</b>

## SHARROD FORD (Third Team, 2005)

Forward/Center • Suitland, MD

Year	GP-GS	Min./Avg	FG-FGA	Pct.	3FG-FGA	Pct.	FTM-FTA	Pct.	Of/Reb/Avg	A-T	B-S	PTS	Avg.
2001-02	30-0	423/14.1	60-99	.606	0-0	.000	16-35	.457	48/108/3.6	2-33	26-7	136	4.5
2002-03	28-27	675/24.1	88-156	.564	0-0	.000	33-77	.458	71/191/6.8	17-35	19-14	209	7.5
2003-04	28-28	803/28.7	116-216	.537	0-2	.000	100-159	.629	80/202/7.2	16-70	64-14	332	11.9
2004-05	32-32	922/28.8	185-361	.512	0-3	.000	107-183	.585	110/261/8.2	36-84	68-26	477	14.9
<b>TOTALS</b>	<b>118-87</b>	<b>2823/23.9</b>	<b>449-832</b>	<b>.540</b>	<b>0-5</b>	<b>.000</b>	<b>256-449</b>	<b>.570</b>	<b>309/762/6.5</b>	<b>71-222</b>	<b>177-61</b>	<b>1154</b>	<b>9.8</b>

## CLIFF HAMMONDS (Third Team, 2008)

Guard • Cairo, GA

Year	GP-GS	Min./Avg	FG-FGA	Pct.	3FG-FGA	Pct.	FTM-FTA	Pct.	Of/Reb/Avg	A-T	B-S	PTS	Avg.
2004-05	32-31	968/30.3	118-273	.432	60-166	.361	42-65	.646	27/116/3.6	88-64	6-43	338	10.6
2005-06	32-32	951/29.7	119-296	.402	49-173	.283	35-62	.565	35/109/3.4	105-57	8-56	322	10.1
2006-07	36-36	1204/33.4	152-327	.465	75-198	.379	38-59	.644	19/117/3.3	147-59	6-60	417	11.6
2007-08	34-34	1162/34.2	150-321	.467	60-160	.375	28-61	.459	43/141/4.1	133-60	7-66	388	11.4
<b>TOTALS</b>	<b>134-133</b>	<b>4285/32.0</b>	<b>539-1217</b>	<b>.443</b>	<b>244-697</b>	<b>.350</b>	<b>143-247</b>	<b>.579</b>	<b>124/483/3.6</b>	<b>473-240</b>	<b>27-225</b>	<b>1465</b>	<b>10.9</b>

## K.C. RIVERS (Second Team, 2008)

Guard/Forward • Charlotte, NC

Year	GP-GS	Min./Avg	FG-FGA	Pct.	3FG-FGA	Pct.	FTM-FTA	Pct.	Of/Reb/Avg	A-T	B-S	PTS	Avg.
2005-06	32-12	810/25.0	81-215	.377	44-131	.336	21-25	.840	65/152/4.8	57-48	6-47	227	7.1
2006-07	36-10	1045/29.0	183-396	.462	88-223	.395	50-68	.735	56/162/4.5	65-44	5-44	504	14.0
2007-08	34-33	1036/30.5	188-429	.438	80-199	.402	44-65	.677	83/214/6.3	61-38	16-64	500	14.7
2008-09	32-32	991/31.0	173-385	.449	69-176	.392	38-57	.667	64/193/6.0	52-44	14-55	453	14.2
<b>TOTALS</b>	<b>134-87</b>	<b>3873/28.9</b>	<b>625-1425</b>	<b>.439</b>	<b>281-729</b>	<b>.385</b>	<b>153-215</b>	<b>.712</b>	<b>268/721/5.4</b>	<b>235-174</b>	<b>41-210</b>	<b>1684</b>	<b>12.6</b>

## TREVOR BOOKER (Second Team, 2009 • First Team, 2010)

Forward • Whitmire, SC

Year	GP-GS	Min./Avg	FG-FGA	Pct.	3FG-FGA	Pct.	FTM-FTA	Pct.	Of/Reb/Avg	A-T	B-S	PTS	Avg.
2006-07	36-36	936/26.0	159-264	.602	0-0	.000	56-91	.615	112/232/6.4	38-71	78-32	374	10.4
2007-08	34-34	906/26.6	151-272	.555	5-15	.333	67-117	.573	92/249/7.3	51-68	63-22	374	11.0
2008-09	32-32	982/30.7	189-331	.571	9-22	.409	104-147	.707	107/311/9.7	54-59	63-47	491	15.3
2009-10	32-32	984/30.8	188-361	.521	9-34	.265	101-171	.591	89/268/8.4	81-62	45-43	486	15.2
<b>TOTALS</b>	<b>134-134</b>	<b>3808/28.4</b>	<b>687-1228</b>	<b>.559</b>	<b>23-71</b>	<b>.324</b>	<b>328-526</b>	<b>.624</b>	<b>400/1060/7.9</b>	<b>224-260</b>	<b>249-144</b>	<b>1725</b>	<b>12.9</b>

## DEMONTÉZ STITT (Third Team, 2011)

Guard • Matthews, NC

Year	GP-GS	Min./Avg	FG-FGA	Pct.	3FG-FGA	Pct.	FTM-FTA	Pct.	Of/Reb/Avg	A-T	B-S	PTS	Avg.
2007-08	32-20	728/22.8	91-223	.408	16-58	.276	83-109	.761	14/50/1.6	97-89	10-28	281	8.8
2008-09	32-32	829/25.9	93-225	.413	18-66	.273	74-110	.673	17/77/2.4	121-81	14-48	278	8.7
2009-10	30-29	863/28.8	119-262	.454	33-84	.393	72-92	.783	22/80/2.7	94-80	8-44	343	11.4
2010-11	32-30	1093/34.2	152-351	.433	44-127	.346	115-157	.732	37/139/4.3	107-68	14-44	463	14.5
<b>TOTALS</b>	<b>126-111</b>	<b>3513/27.9</b>	<b>455-1061</b>	<b>.429</b>	<b>111-335</b>	<b>.331</b>	<b>344-468</b>	<b>.735</b>	<b>90/346/2.7</b>	<b>419-318</b>	<b>46-164</b>	<b>1365</b>	<b>10.8</b>

OVERVIEW

PLAYERS

STAFF

TRADITION

REVIEW

RECORDS




2012-13 MEN'S BASKETBALL GUIDE



# YEAR-BY-YEAR RECORD

OVERVIEW	1911-1932										1932-1953									
	Year	Conf. W-L	Home W-L	Away W-L	Neu. W-L	All W-L	Pct	CU PPG	OPP PPG	Head Coach	Year	Conf. W-L	Home W-L	Away W-L	Neu. W-L	All W-L	Pct	CU PPG	OPP PPG	Head Coach
PLAYERS	1911-12		1-0	3-0	0-0	4-0	1.000	53.5	13.5	Dobson	1932-33	0-2	5-5	5-4	0-0	10-9	.526	31.4	30.4	Davis
STAFF	1912-13	4-2	5-3	0-0	9-5	.643	32.2	24.2	Dobson	1933-34	0-6	4-3	3-9	0-0	7-12	.368	26.5	30.4	Davis	
TRADITION	1913-14	1-0	0-3	0-0	1-3	.250	21.2	28.0	Erwin	1934-35	3-1	8-1	7-1	0-1	15-3	.833	38.2	25.7	Davis	
	1914-15	1-1	2-4	0-0	3-5	.375	23.8	26.8	Erwin	1935-36	5-5	6-2	9-4	0-1	15-7	.682	34.0	29.0	Davis	
REVIEW	1915-16	1-2-1	1-4	0-0	2-6-1	.250	32.1	35.7	Ward	1936-37	3-7	2-7	4-8	0-0	6-15	.286	30.6	36.4	Davis	
	1916-17	5-0	3-2	0-0	8-2	.800	39.8	26.5	Morris	1937-38	8-4	9-1	5-5	2-1	16-7	.696	39.8	33.5	Davis	
RECORDS	1917-18	3-0	0-2	0-0	3-2	.600	46.6	27.4	Donahue	1938-39	6-6	6-1	6-7	4-0	16-8	.667	39.7	34.3	Davis	
	1918-19	2-0	1-1	0-0	3-1	.750	44.7	26.5	Donahue	1939-40	9-7	6-4	3-6	0-2	9-12	.429	52.4	51.0	Davis	
	1919-20	5-3	3-3	0-0	8-6	.571	32.5	28.3	Morris	1940-41	7-8	5-4	2-10	1-0	8-14	.571	46.6	51.0	Norman	
	1920-21	6-0	4-4	0-1	10-5	.667	34.5	22.5	Conover	1941-42	2-10	2-7	1-6	0-1	3-14	.176	35.1	48.7	Norman	
	1921-22	0-3	4-4	4-9	0-0	8-13	.381	21.5	27.3	Stewart	1942-43	0-10	2-7	1-6	0-0	3-13	.185	38.0	46.7	Norman
	1922-23	3-3	8-3	3-2	0-1	11-6	.647	25.0	17.9	Stewart	1943-44	0-3	1-4	0-6	0-0	1-10	.100	34.0	49.7	Norman
	1923-24	0-7	1-6	1-10	0-1	2-17	.105	14.3	26.7	Sanders	1944-45	4-5	4-4	4-3	0-1	8-8	.500	39.0	41.5	Norman
	1924-25	3-2	3-6	1-8	0-0	4-14	.286	21.6	29.6	Sanders	1945-46	5-7	5-5	4-6	0-0	9-11	.450	46.1	43.9	Norman
	1925-26	1-7	2-6	2-11	0-0	4-17	.190	23.9	33.9	Gilliam	1946-47	2-12	5-3	2-10	0-0	7-13	.350	48.2	57.3	McFadden
	1926-27	1-7	1-6	1-7	0-0	2-13	.133	22.2	33.6	Cody	1947-48	3-14	4-8	2-9	0-0	6-17	.261	54.6	60.7	McFadden
	1927-28	5-7	6-2	3-11	0-1	9-14	.391	27.7	32.2	Cody	1948-49	6-9	6-3	4-8	0-0	10-11	.476	57.7	54.2	McFadden
	1928-29	6-4	10-1	5-10	0-1	15-12	.556	31.5	27.5	Cody	1949-50	8-8	4-4	6-6	0-0	10-10	.500	62.0	59.4	McFadden
	1929-30	9-6	10-3	6-5	0-1	16-9	.640	35.4	26.7	Cody	1950-51	9-4	7-1	4-5	0-1	11-7	.611	67.8	62.4	McFadden
	1930-31	3-5	3-1	3-5	0-1	6-7	.462	29.6	29.8	Cody	1951-52	11-4	8-0	8-5	1-2	17-7	.708	71.1	66.3	McFadden
	1931-32	2-9	5-5	2-8	0-0	7-13	.350	25.4	26.8	Davis	1952-53	6-8	4-6	4-4	0-0	8-10	.444	68.7	69.2	McFadden


Year	ACC Games	ACC Trn.	Non-Con.	Home	Away	Neutral	Overall	Pct	CU PPG	OPP PPG	Head Coach
	W-L	W-L	W-L	W-L	W-L	W-L					
1953-54	0-9	0-1	5-8	3-6	2-11	0-1	5-18	.217	62.3	78.3	McFadden
1954-55	0-14	0-1	2-6	1-9	1-11	0-1	2-21	.087	73.7	93.3	McFadden
1955-56	1-13	0-1	8-3	2-7	2-7	5-3	9-17	.346	86.0	90.8	McFadden
1956-57	3-11	0-1	4-5	5-3	1-7	1-7	7-17	.297	72.5	82.3	Maravich
1957-58	4-10	0-1	4-5	4-5	1-7	3-4	8-16	.333	68.8	71.8	Maravich
1958-59	5-9	0-1	3-6	4-3	2-7	2-6	8-16	.333	56.9	64.2	Maravich
1959-60	4-10	0-1	6-5	4-6	3-6	3-4	10-16	.385	64.2	70.7	Maravich
1960-61	5-9	0-1	5-6	6-4	2-7	2-5	10-16	.385	67.0	70.5	Maravich
1961-62	4-10	2-1	6-4	5-4	5-6	2-5	12-15	.444	72.1	74.6	Maravich
1962-63	5-9	0-1	7-3	7-2	4-7	1-4	12-13	.480	67.4	66.9	Roberts
1963-64	8-6	1-1	4-5	6-4	5-4	2-4	13-12	.520	70.2	69.0	Roberts
1964-65	4-10	0-1	4-4	6-3	1-8	1-4	8-15	.348	74.2	75.7	Roberts
1965-66	8-6	0-1	7-3	7-2	6-6	2-2	15-10	.600	76.9	83.4	Roberts
1966-67	9-5	0-1	8-2	7-2	7-5	3-1	17-8	.680	74.0	70.3	Roberts
1967-68	3-11	0-1	1-8	2-7	2-10	0-3	4-20	.167	71.5	82.2	Roberts
1968-69	2-12	0-1	4-6	4-7	2-8	0-4	6-19	.240	78.8	85.8	Roberts
1969-70	2-12	0-1	5-6	6-5	1-9	0-5	7-19	.269	80.3	90.3	Roberts
1970-71	3-11	0-1	6-5	8-4	0-10	1-3	9-17	.346	58.9	65.9	Locke
1971-72	2-10	0-1	8-5	6-4	2-8	2-4	10-16	.385	63.4	66.1	Locke
1972-73	4-8	0-1	8-5	9-2	2-7	1-5	12-14	.462	69.8	69.4	Locke
1973-74	3-9	0-1	11-2	9-4	3-6	2-2	14-12	.538	68.3	69.3	Locke
1974-75	8-4	1-1	8-6	11-1	4-7	2-3	17-11	.607	80.3	72.1	Locke
1975-76	5-7	1-1	12-2	8-5	7-4	3-1	18-10	.643	83.4	75.1	Foster
1976-77	8-4	1-1	13-1	13-2	6-2	3-2	22-6	.786	86.6	68.9	Foster
1977-78	3-9	0-1	12-2	10-5	2-5	3-2	15-12	.556	82.6	73.7	Foster
1978-79	5-7	0-1	14-2	13-3	3-5	3-2	19-10	.655	72.0	65.6	Foster
1979-80	8-6	1-1	14-2	15-0	2-6	6-3	23-9	.719	80.0	70.2	Foster
1980-81	6-8	0-1	14-2	12-4	5-6	3-1	20-11	.645	75.5	66.8	Foster
1981-82	4-10	0-1	10-3	11-5	2-7	1-2	14-14	.500	69.9	65.2	Foster
1982-83	2-12	0-1	9-7	9-7	1-9	1-4	11-20	.355	75.6	78.0	Foster
1983-84	3-11	0-1	11-2	11-5	3-6	0-3	14-14	.500	74.5	68.1	Foster
1984-85	5-9	0-1	11-3	12-4	3-8	1-1	16-13	.552	75.0	71.0	Ellis
1985-86	3-11	0-1	16-3	14-5	3-8	2-2	19-15	.556	74.9	67.5	Ellis
1986-87	10-4	0-1	15-1	15-2	8-2	2-2	25-6	.806	86.1	71.5	Ellis
1987-88	4-10	0-1	10-4	12-4	0-9	2-2	14-15	.483	74.3	72.0	Ellis
1988-89	7-7	0-1	12-3	13-1	4-8	2-2	19-11	.633	79.8	75.6	Ellis
1989-90	10-4	1-1	13-3	14-0	6-5	4-3	24-8	.750	79.3	69.9	Ellis
1990-91	2-12	0-1	9-4	9-7	0-8	2-2	11-17	.393	73.7	76.7	Ellis
1991-92	4-12	0-1	10-1	12-4	1-8	1-2	14-14	.500	76.6	75.5	Ellis
1992-93	5-11	1-1	11-1	11-5	4-7	2-1	17-13	.567	79.2	76.7	Ellis
1993-94	6-10	1-1	11-5	11-4	4-10	3-2	18-16	.529	75.2	72.9	Ellis
1994-95	5-11	0-1	10-1	11-5	3-7	1-1	15-13	.536	64.1	62.5	Barnes
1995-96	7-9	1-1	10-1	14-2	3-7	1-2	18-11	.621	68.0	63.0	Barnes
1996-97	9-7	0-1	14-2	12-3	6-4	5-3	23-10	.697	68.2	61.5	Barnes
1997-98	7-9	1-1	10-4	11-3	4-7	3-4	18-14	.563	72.2	65.3	Barnes
1998-99	5-11	0-1	15-3	14-3	2-8	4-4	20-15	.571	71.4	64.4	Shyatt
1999-00	4-12	0-1	6-7	7-9	1-7	2-3	10-20	.333	70.0	64.4	Shyatt
2000-01	2-14	1-1	9-4	9-7	1-9	2-3	12-19	.387	74.1	79.7	Shyatt
2001-02	4-12	0-1	9-4	8-8	3-7	2-2	13-17	.433	76.8	75.2	Shyatt
2002-03	5-11	0-1	10-1	13-4	2-8	0-1	15-13	.536	68.4	68.1	Shyatt
2003-04	3-13	0-1	7-4	10-6	0-10	0-1	10-18	.357	65.7	70.9	Purnell
2004-05	5-11	1-1	9-3	10-5	3-8	3-3	16-16	.500	71.7	69.3	Purnell
2005-06	7-9	0-1	12-3	12-4	4-8	3-1	19-13	.594	74.3	67.9	Purnell
2006-07	7-9	0-1	18-1	16-4	6-5	3-2	25-11	.694	73.2	65.7	Purnell
2007-08	10-6	2-1	12-3	14-2	6-5	4-3	24-10	.706	79.2	69.8	Purnell
2008-09	9-7	0-1	14-1	13-3	7-4	3-2	23-9	.719	78.3	68.0	Purnell
2009-10	9-7	0-1	12-3	14-2	5-6	2-3	21-11	.656	73.4	64.5	Purnell
2010-11	9-7	1-1	12-4	15-2	3-7	4-3	22-12	.647	68.5	61.4	Brownell
2011-12	8-8	0-1	8-6	11-5	4-8	1-2	16-15	.566	64.5	60.6	Brownell
<b>Total</b>	<b>432-745</b>	<b>17-59</b>	<b>546-220</b>	<b>747-373-2</b>	<b>320-650</b>	<b>130-180</b>	<b>1187-1203-2</b>	<b>.496</b>			<b>22 coaches</b>





# YEARLY ACC RECORD

Year	Home	Away	Neut	Overall	Pct.	Decided by		Scoring
						5 or less		
1953-54	0-4	0-4	0-1	0-9	.000	0-1		397-608
1954-55	0-7	0-7	0-0	0-14	.000	0-2		1,020-1,355
1955-56	0-7	1-6	0-0	1-13	.071	1-2		1,115-1,303
1956-57	3-3	0-6	0-2	3-11	.214	2-1		1,022-1,170
1957-58	3-3	1-6	0-1	4-10	.285	1-3		947-1,019
1958-59	4-2	1-5	0-2	5-9	.357	2-2		795-863
1959-60	2-4	1-5	1-1	4-10	.285	3-2		880-973
1960-61	3-3	2-4	0-2	5-9	.357	0-2		955-1,072
1961-62	2-4	2-4	0-2	4-10	.285	2-3		989-1,074
1962-63	4-2	1-5	0-2	5-9	.357	3-3		875-920
1963-64	4-2	3-3	1-1	8-6	.571	2-2		952-909
1964-65	3-3	1-5	0-2	4-10	.285	1-5		1,065-1,086
1965-66	5-1	2-4	1-1	8-6	.571	5-3		1,030-1,030
1966-67	5-1	2-4	2-0	9-5	.643	4-1		1,022-1,000
1967-68	2-4	1-5	0-2	3-11	.214	2-2		1,059-1,206
1968-69	2-4	0-6	0-2	2-12	.143	2-2		1,105-1,273
1969-70	2-4	0-6	0-2	2-12	.143	1-2		1,131-1,357
1970-71	3-3	0-6	0-2	3-11	.214	3-2		765-921
1971-72	2-3	0-5	0-2	2-10	.143	1-4		818-917
1972-73	3-2	1-4	0-2	4-8	.333	2-4		814-839
1973-74	3-3	0-6	0-0	3-9	.250	1-3		799-894
1974-75	6-0	2-4	0-0	8-4	.667	3-3		963-864
1975-76	3-3	2-4	0-0	5-7	.417	3-0		985-1,033
1976-77	4-2	4-2	0-0	8-4	.667	4-1		882-855
1977-78	2-4	1-5	0-0	3-9	.250	0-4		895-974
1978-79	4-2	1-5	0-0	5-7	.417	2-1		811-835
1979-80	7-0	1-6	0-0	8-6	.571	1-5		1,126-1,045
1980-81	4-3	2-5	0-0	6-8	.429	1-2		915-940
1981-82	3-4	1-6	0-0	4-10	.285	1-4		916-925
1982-83	2-5	0-7	0-0	2-12	.143	1-5		1,104-1,192
1983-84	2-5	1-6	0-0	3-11	.214	2-4		950-1,026
1984-85	4-3	1-6	0-0	5-9	.357	1-3		976-1,046
1985-86	2-5	1-6	0-0	3-11	.214	1-3		964-1,030
1986-87	5-2	5-2	0-0	10-4	.714	6-1		1,222-1,205
1987-88	4-3	0-7	0-0	4-10	.285	3-2		962-1,109
1988-89	6-1	1-6	0-0	7-7	.500	4-2		1,109-1,130
1989-90	7-0	3-4	0-0	10-4	.714	4-3		1,104-1,081
1990-91	2-5	0-7	0-0	2-12	.142	1-3		941-1,101
1991-92	4-4	0-8	0-0	4-12	.250	2-3		1,141-1,286
1992-93	3-5	2-6	0-0	5-11	.313	2-2		1,212-1,332
1993-94	5-3	1-7	0-0	6-10	.375	0-2		1,121-1,162
1994-95	3-5	2-6	0-0	5-11	.313	3-3		903-1,031



## Overcoming 10-Point Deficits

Date	Site	Opponent	Down	Time (Half)	Score	Final
2-24-1969	Clemson, SC	Virginia	13	9:48 (2)	65-78	92-90
1-19-1970	Clemson, SC	Georgia Tech	15	6:00 (1)	24-39	88-78
2-28-1970	Clemson SC	Wake Forest	16	3:57 (1)	35-51	105-95
1-18-1975	Clemson, SC	Wake Forest	13	4:23 (1)	28-41	80-77
2-1-1977	Clemson, SC	NC State	12	Half	18-30	60-59
1-21-1978	Clemson, SC	Virginia	10	9:16 (1)	2-12	^79-70
12-9-1978	Clemson, SC	The Citadel	20	9:50 (1)	6-26	71-58
12-29-1978	El Paso, TX	Texas Tech	14	0:36 (1)	26-40	58-57
1-5-1980	Atlanta, GA	Georgia Tech	10	8:10 (1)	6-16	56-48
2-7-1990	College Park, MD	Maryland	13	4:27 (1)	22-35	75-73
3-8-1980	Ogden, UT	Brigham Young	13	12:37 (1)	11-24	71-66
12-30-1980	Clemson, SC	South Carolina	10	15:24 (1)	4-14	67-65
2-11-1984	Columbia, SC	South Carolina	10	5:24(1)	19-29	61-59
12-1-1984	Clemson, SC	South Alabama	14	:15 (1)	2-16	79-69
12-28-1985	Honolulu, HI	Bradley	12	10:12 (1)	6-18	81-76
2-4-1987	College Park, MD	Maryland	12	8:26 (1)	13-25	80-79
2-14-1987	Charlottesville, VA	Virginia	10	13:06 (1)	7-17	^94-90
2-18-1987	Clemson, SC	Wake Forest	11	7:39 (1)	18-29	87-71
3-16-1989	Boise, ID	Saint Mary's	12	3:53 (1)	25-37	83-70
12-6-1989	Greensboro, NC	Providence	10	13:07 (1)	9-19	72-71
1-6-1990	Charlottesville, VA	Virginia	11	4:35 (1)	21-32	76-70
2-12-1990	Clemson, SC	N.C. State	15	6:03 (1)	15-30	89-81
3-17-1990	Hartford, CT	La Salle	19	2:21 (1)	22-41	79-75
12-8-1990	Clemson, SC	Wisconsin-Green Bay	12	16:52 (2)	31-43	75-68
12-20-1990	Miami, FL	Coppin State	11	9:08 (2)	46-57	71-70
2-6-1991	Clemson, SC	Maryland	11	9:17 (1)	12-23	73-69
3-2-1991	Clemson, SC	Georgia Tech	12	8:56 (1)	14-26	69-62
12-29-1991	El Paso, TX	Northern Iowa	11	9:52 (1)	34-45	63-60
2-1-1992	Clemson, SC	South Carolina	11	5:30 (1)	7-18	55-52
2-4-1993	Atlanta, GA	Georgia Tech	10	11:06 (1)	11-21	83-80
12-19-1995	Clemson, SC	Minnesota	11	10:10 (1)	11-22	79-66
1-3-1996	Clemson, SC	Duke	15	11:32 (2)	26-41	51-48
3-8-1996	Greensboro, NC	North Carolina	11	:56 (1)	35-46	75-73
11-15-1996	Indianapolis, IN	Kentucky	10	17:32 (2)	34-44	^79-71
12-7-1996	Charlottesville, VA	Virginia	10	19:28 (2)	19-29	62-52
11-22-1997	Fairbanks, AK	Southwest Missouri State	15	5:58 (1)	16-31	71-67
3-6-1998	Greensboro, NC	Wake Forest	10	16:33 (2)	39-49	75-56
2-27-2000	Raleigh, NC	N.C. State	10	7:09 (2)	49-59	66-63
12-28-2000	Clemson, SC	Charleston Southern	15	13:05 (1)	9-24	88-77
12-30-2000	Myrtle Beach, SC	Coastal Carolina	18	6:56 (1)	19-37	81-68
11-24-2001	Clemson, SC	Wofford	14	3:02 (1)	27-41	85-82
11-29-2001	State College, PA	Penn State	14	10:46 (1)	12-26	79-66
2-23-2002	Clemson, SC	Florida State	10	11:15 (1)	8-18	87-78
11-29-2003	Clemson, SC	Wofford	10	11:24 (2)	49-59	84-77
12-15-2003	Clemson, SC	ETSU	10	10:11 (1)	16-26	^100-84
12-1-2004	Clemson, SC	Ohio State	10	2:34 (1)	26-36	80-73
11-11-2006	Norfolk, VA	Monmouth	12	12:33 (1)	7-19	77-65
3-2-2008	College Park, MD	Maryland	20	11:21 (2)	39-59	73-70
12-7-2008	Clemson, SC	Liberty	12	10:02 (2)	54-66	80-75
12-21-2008	Coral Gables, FL	Miami	12	11:23 (1)	9-21	91-72
12-30-2008	Columbia, SC	South Carolina	11	15:51 (1)	3-14	98-87
1-29-2009	Blacksburg, VA	Virginia Tech	15	17:17 (2)	48-63	86-82
2-22-2009	Atlanta, GA	Georgia Tech	15	9:28 (1)	10-25	81-73
11-29-2009	Anaheim, CA	Butler	11	19:15 (2)	26-37	70-69
2-28-2010	Tallahassee, FL	Florida State	13	4:32 (1)	6-19	53-50
12-22-2010	Charleston, SC	Coll. of Charleston	11	15:35 (1)	0-11	66-59
1-25-2011	Clemson, SC	NC State	19	6:08 (1)	12-31	60-50
2-5-2011	Atlanta, GA	Georgia Tech	11	9:18 (1)	8-19	65-56

^ - one overtime; Note: List only dates to 1968-69 season.

Year	Home	Away	Neut	Overall	Pct.	Decided by		Scoring
						5 or less		
1995-96	6-2	1-7	0-0	7-9	.438	3-3		993-1,077
1996-97	5-3	4-4	0-0	9-7	.563	3-3		1,042-1,018
1997-98	5-3	2-6	0-0	7-9	.438	2-7		1,171-1,097
1998-99	5-3	0-8	0-0	5-11	.313	0-3		1,118-1,138
1999-00	3-5	1-7	0-0	4-12	.250	1-1		1,041-1,159
2000-01	2-6	0-8	0-0	2-14	.125	1-1		1,130-1,390
2001-02	3-5	1-7	0-0	4-12	.250	1-2		1,201-1,367
2002-03	4-4	1-7	0-0	5-11	.313	3-4		1,085-1,210
2003-04	3-5	0-8	0-0	3-13	.188	2-1		942-1,118
2004-05	3-5	2-6	0-0	5-11	.313	2-3		1,092-1,194
2005-06	5-3	2-6	0-0	7-9	.438	2-1		1,149-1,163
2006-07	4-4	3-5	0-0	7-9	.438	4-6		1,108-1,132
2007-08	7-1	3-5	0-0	10-6	.625	3-3		1,245-1,165
2008-09	5-3	4-4	0-0	9-7	.563	1-3		1,234-1,153
2009-10	7-1	2-6	0-0	9-7	.563	2-1		1,093-1,058
2010-11	7-1	2-6	0-0	9-7	.563	1-3		1,065-1,002
2011-12	6-2	2-6	0-0	8-8	.500	3-5		1,046-1,007
<b>Totals</b>	<b>221-191</b>	<b>77-328</b>	<b>0-0</b>	<b>300-545</b>	<b>.355</b>	<b>125-157</b>		<b>59,451-63,393</b>

Note: Regular-season games only.

OVERVIEW

PLAYERS

STAFF

TRADITION

REVIEW

RECORDS

2012-13 MEN'S BASKETBALL GUIDE



# COMEBACK VICTORIES

OVERVIEW  
PLAYERS  
STAFF  
TRADITION  
REVIEW  
RECORDS


Date	Site	Half	Opponent	Margin	Final
2-21-1938	A	16-21	Davidson	-5	35-34
12-17-1938	A	14-19	Catholic	-5	33-30
1-7-1939	A	18-23	Georgia	-5	37-30
1-18-1939	A	24-25	Presbyterian	-1	51-43
3-1-1939	N	19-21	North Carolina	-2	44-43
3-2-1939	N	14-18	Wake Forest	-4	30-28
1-22-1941	H	21-25	Georgia Tech	-4	52-49
2-18-1941	H	21-29	Wake Forest	-8	54-53
2-20-1945	A	10-19	Furman	-9	34-31
12-14-1948	H	20-24	Wofford	-4	49-44
2-21-1949	H	27-30	Maryland	-3	68-49
12-10-1949	H	21-23	Presbyterian	-2	55-53
1-14-1950	H	33-40	Davidson	-7	**88-82
2-21-1950	A	33-35	Virginia Military	-2	83-73
2-25-1950	H	32-36	Maryland	-4	70-68
12-18-1950	H	35-38	Georgia	-3	70-69
2-21-1951	A	34-36	George Washington	-2	82-76
2-19-1952	H	35-38	North Carolina	-3	*85-84
1-2-1953	H	31-38	William & Mary	-7	81-71
1-4-1954	A	32-36	William & Mary	-4	75-72
12-29-1955	N	42-44	South Carolina	-2	94-87
1-21-1956	A	51-56	Furman	-5	112-99
2-21-1957	A	42-44	Furman	-2	91-79
12-10-1957	H	30-34	N.C. State	-4	63-59
1-4-1958	H	32-36	Maryland	-4	73-66
1-7-1960	H	32-33	Davidson	-1	74-63
12-2-1961	H	45-46	Virginia Military	-1	87-84
3-2-1962	N	30-38	Duke	-8	77-72
1-26-1963	H	43-47	Furman	-4	74-73
2-2-1963	H	34-36	Wake Forest	-2	71-70
2-8-1964	A	22-28	N.C. State	-6	66-52
2-1-1966	A	36-40	Wake Forest	-4	72-71
2-19-1966	N	35-39	N.C. State	-4	*76-74
2-24-1969	H	41-49	Virginia	-8	92-90
1-19-1970	H	45-50	Georgia Tech	-5	88-78
2-28-1970	H	43-56	Wake Forest	-13	105-95
12-19-1970	N	28-29	Southern Methodist	-1	67-51
2-23-1971	H	22-23	Maryland	-1	*51-45
1-8-1972	H	31-34	Maryland	-3	63-61
3-1-1972	H	20-22	Duke	-2	59-40
11-28-1972	H	37-39	Georgia Tech	-2	86-77
12-8-1973	N	33-39	Duquesne	-6	71-66
12-29-1973	A	31-44	Furman	-13	73-67
12-4-1974	H	31-32	Furman	-1	82-69
1-18-1975	H	36-45	Wake Forest	-9	80-77
1-22-1975	H	48-50	Maryland	-2	83-82
1-25-1975	A	34-36	Virginia	-2	74-64
3-6-1975	N	39-41	Duke	-2	78-76
12-3-1975	A	32-39	Furman	-7	*92-86
1-17-1976	A	45-46	Wake Forest	-1	86-81
3-4-1976	N	29-33	Wake Forest	-4	76-63
1-12-1977	A	35-37	Duke	-2	*80-73
2-1-1977	H	18-30	N.C. State	-12	60-59
2-3-1977	H	32-33	Cleveland State	-1	77-55
3-3-1977	N	35-36	Duke	-1	82-74
11-30-1977	N	46-47	Furman	-1	101-83
1-21-1978	H	29-32	Virginia	-3	*79-70
12-6-1978	A	34-35	South Carolina	-1	70-65
12-9-1978	H	32-34	The Citadel	-2	71-58
12-16-1978	H	30-31	Western Carolina	-1	71-56
12-29-1978	N	28-40	Texas Tech	-12	58-57
1-13-1979	H	29-34	Wake Forest	-5	*71-66
1-9-1980	H	41-43	Duke	-2	**87-82
2-6-1980	H	35-38	Wake Forest	-3	86-69
3-8-1980	N	38-42	Brigham Young (NCAA)	-4	71-66
3-13-1980	N	33-36	Lamar (NCAA)	-3	74-66
12-19-1980	N	26-30	Illinois State	-4	67-56
2-5-1983	H	32-35	Baptist	-3	81-60
12-3-1983	H	36-37	South Carolina	-1	72-71
1-9-1984	H	37-39	N.C. State	-2	63-61
12-15-1984	H	36-40	Middle Tennessee State	-4	81-75
12-7-1985	H	30-34	South Carolina	-4	*73-66
12-28-1985	N	27-31	Bradley	-4	81-76
1-25-1985	A	18-23	Wake Forest	-5	46-43
2-15-1986	H	23-24	Maryland	-1	70-60
2-17-1986	H	32-34	Furman	-2	75-57
1-20-1987	A	32-33	Georgia Tech	-1	67-66
2-14-1987	A	39-41	Virginia	-2	*94-90
3-2-1988	H	40-42	Duke	-2	79-77
3-1-1989	H	35-42	Duke	-7	79-74
3-4-1989	H	28-31	Georgia Tech	-3	*81-79
3-16-1989	N	33-39	Saint Mary's (NCAA)	-6	83-70

2012-13 MEN'S BASKETBALL GUIDE

Date	Site	Half	Opponent	Margin	Final
11-25-1989	N	33-35	Stetson	-2	74-61
1-9-1990	A	32-39	Virginia	-7	76-70
2-7-1990	H	32-37	Maryland	-5	75-73
2-12-1990	H	34-35	N.C. State	-1	89-81
2-28-1990	H	51-53	Duke	-2	97-93
3-17-1990	N	\$27-43	La Salle (NCAA)	-16	79-75
12-8-1990	H	27-34	Wisconsin-Green Bay	-7	75-68
12-20-1990	N	30-33	Coppin State	-3	71-70
2-6-1991	H	27-33	Maryland	-6	73-69
3-2-1991	H	31-35	Georgia Tech	-4	69-62
2-1-1992	H	20-25	South Carolina	-5	55-52
12-28-1992	N	39-40	Appalachian State	-1	91-73
1-26-1993	H	32-34	Maryland	-2	82-72
3-3-1993	H	35-41	N.C. State	-6	92-82
2-17-1994	H	34-35	North Carolina	-1	77-69
3-17-1994	H	37-41	Southern Mississippi (NIT)	-4	96-85
1-3-1996	H	22-25	Duke	-3	51-48
1-10-1996	H	32-34	Virginia	-2	89-79
2-17-1996	H	23-28	Florida State	-5	67-59
3-8-1996	N	37-46	North Carolina	-9	75-73
11-15-1996	N	31-37	Kentucky	-6	*79-71
12-7-1996	A	19-27	Virginia	-8	62-52
3-16-1997	N	27-30	Tulsa (NCAA)	-3	65-59
11-22-1997	N	30-37	S.W. Missouri State	-7	71-67
12-17-1997	H	29-30	South Carolina	-1	62-57
2-7-1998	H	28-29	Wake Forest	-1	#71-46
3-6-1998	N	32-40	Wake Forest	-8	75-56
12-16-1999	H	26-27	South Carolina	-1	61-58
2-27-2000	A	26-32	N.C. State	-6	66-63
12-28-2000	H	42-45	Charleston Southern	-3	87-77
12-30-2000	A	28-41	Coastal Carolina	-13	81-68
2-18-2001	H	30-35	North Carolina	-5	75-65
3-8-2001	N	27-30	Florida State	-3	66-64
11-24-2001	H	34-45	Wofford	-11	85-82
11-28-2001	A	34-44	Penn State	-10	79-66
12-14-2002	H1	27-29	Gardner-Webb	-2	71-61
1-18-2003	H	42-43	Virginia	-1	78-77
2-15-2003	H	32-37	North Carolina	-5	80-77
11-29-2003	H	37-41	Wofford	-4	84-77
12-1-2004	H	35-36	Ohio State	-1	80-73
12-21-2005	N	27-31	Akron	-4	66-59
1-21-2006	A	38-43	Georgia Tech	-5	73-63
3-4-2006	H	34-37	Georgia Tech	-3	95-82
11-11-2006	N	36-37	Monmouth	-1	77-65
1-6-2007	H	29-34	Georgia Tech	-5	75-74
11-27-2007	H	23-26	Purdue	-3	61-58
12-21-2007	N	40-41	DePaul	-1	90-74
1-22-2008	H	31-32	Wake Forest	-1	*80-75
3-2-2008	A	25-37	Maryland	-12	73-70
3-15-2008	N	30-31	Duke	-1	78-74
12-2-2008	A	32-40	Illinois	-8	76-74
12-7-2008	H	35-42	Liberty	-7	80-75
1-29-2009	A	44-53	Virginia Tech	-9	86-82
2-10-2009	A	35-39	Boston College	-4	87-77
11-29-2009	N	26-33	Butler	-7	70-69
2-28-2010	A	19-21	Florida State	-2	53-50
12-22-2010	A	26-29	College of Charleston	-3	66-59
1-25-2011	H	29-34	NC State	-5	60-50
12-23-2011	N	24-31	Southern Illinois	-7	*83-75
1-1-2012	H	28-32	East Tennessee State	-4	65-58

\* - overtime; \$ - largest halftime deficit Clemson overcame to gain a victory; # - largest margin of victory after trailing at halftime; H1 - Anderson, SC.

Note: This is a list of games over the years when Clemson trailed at halftime and came back to win the game.





# WINS OVER TOP-25 TEAMS

## All-Time Clemson Wins Over Nationally Ranked Teams

Date	Opponent	Score	Margin	AP-Coaches	Site	Date	Opponent	Score	Margin	AP-Coaches	Site
12-11-1956	NC State	*96-94	+2	8-12	Clemson	3-16-1989	St. Mary's	83-70	+13	22-NR	Boise, ID
12-10-1957	NC State	63-59	+4	12-NR	Clemson	1-25-1990	Georgia Tech	91-90	+1	13-11	Clemson
1-4-1958	Maryland	73-66	+7	7-7	Clemson	2-28-1990	Duke	97-93	+4	5-4	Clemson
3-2-1962	Duke	77-72	+5	8-6	Raleigh, NC	3-17-1990	La Salle	79-75	+4	12-13	Hartford, CT
2-14-1967	Duke	73-68	+5	NR-14	Clemson	3-2-1991	Georgia Tech	69-62	+7	NR-21	Clemson
2-18-1967	North Carolina	92-88	+4	4-3	Charlotte, NC	2-5-1992	Georgia Tech	*95-78	+17	24-20	Clemson
1-28-1971	Virginia	45-44	+1	15-NR	Clemson	2-18-1992	Florida State	68-67	+1	16-16	Clemson
1-8-1972	Maryland	63-61	+2	12-10	Clemson	2-4-1993	Georgia Tech	83-80	+3	22-22	Atlanta, GA
1-22-1975	Maryland	83-82	+1	3-4	Clemson	2-24-1993	Wake Forest	76-74	+2	12-12	Clemson
2-1-1975	North Carolina	80-72	+8	10-11	Clemson	3-12-1993	Florida State	87-75	+12	10-11	Charlotte, NC
2-22-1975	NC State	92-70	+22	4-4	Clemson	12-30-1993	Oklahoma St.	68-65	+3	20-19	Honolulu, HI
1-17-1976	Wake Forest	86-81	+5	5-5	Winston-Salem, NC	2-17-1994	North Carolina	77-69	+8	2-4	Clemson
1-21-1976	Maryland	82-77	+5	2-3	College Park, MD	1-4-1995	Duke	75-70	+5	11-9	Durham, NC
2-21-1976	NC State	103-90	+13	12-15	Clemson	1-3-1996	Duke	51-48	+3	19-20	Clemson
1-19-1977	Maryland	93-71	+22	13-18	Clemson	1-21-1996	Wake Forest	55-41	+14	6-6	Clemson
1-29-1977	North Carolina	93-73	+20	19-NR	Clemson	1-30-1996	Georgia Tech	73-70	+3	25-NR	Clemson
2-8-1977	Wake Forest	70-66	+4	4-6	Winston-Salem, NC	3-8-1996	North Carolina	75-73	+2	20-20	Greensboro, NC
1-21-1978	Virginia	*79-70	+9	13-14	Clemson	11-15-1996	Kentucky	*79-71	+8	3-4	Indianapolis, IN
2-8-1978	Wake Forest	91-81	+10	14-16	Clemson	12-7-1996	Virginia	62-52	+10	25-NR	Charlottesville, VA
2-15-1978	Virginia	63-55	+8	17-16	Charlottesville, VA	1-7-1997	Duke	*86-82	+4	10-9	Clemson
1-27-1979	North Carolina	66-61	+5	2-2	Clemson	1-15-1997	Maryland	67-63	+4	11-12	College Park, MD
1-30-1979	NC State	85-72	+13	20-19	Clemson	2-8-1997	Maryland	80-68	+12	7-9	Clemson
2-21-1979	Duke	70-49	+21	6-7	Clemson	12-4-1997	Maryland	*78-65	+13	23-NR	Clemson
1-2-1980	North Carolina	93-76	+17	6-4	Clemson	12-17-1997	South Carolina	62-57	+5	6-6	Clemson
1-9-1980	Duke	*87-82	+5	1-1	Clemson	1-13-1998	Florida State	86-65	+21	17-16	Clemson
1-19-1980	Virginia	88-68	+20	12-15	Clemson	2-4-1999	North Carolina	78-63	+15	9-9	Clemson
2-9-1980	Maryland	90-81	+9	7-5	Clemson	1-26-2000	NC State	59-42	+17	21-25	Clemson
2-16-1980	NC State	78-70	+8	NR-20	Clemson	2-18-2001	North Carolina	75-65	+10	1-1	Clemson
3-8-1980	Brigham Young	71-66	+5	12-12	Ogden, UT	1-8-2002	Virginia	68-52	+16	7-5	Clemson
12-29-1980	Indiana	58-57	+1	15-16	Honolulu, HI	2-13-2002	Wake Forest	**118-115	+3	19-17	Clemson
2-18-1981	Wake Forest	81-71	+10	5-5	Clemson	1-31-2004	North Carolina	81-72	+9	12-15	Clemson
1-9-1984	NC State	63-61	+2	12-12	Clemson	2-18-2004	NC State	60-55	+5	13-18	Clemson
2-29-1984	Duke	77-76	+1	15-18	Durham, NC	2-1-2005	Maryland	88-73	+15	22-24	Clemson
1-8-1985	Georgia Tech	90-87	+9	8-7	Atlanta, GA	3-4-2007	Virginia Tech	75-74	+1	21-21	Blacksburg, VA
1-30-1985	North Carolina	52-50	+2	11-14	Clemson	3-15-2008	Duke	78-74	+4	7-7	Charlotte, NC
2-17-1985	Maryland	71-64	+7	20-19	Clemson	2-4-2009	Duke	74-47	+27	4-3	Clemson
1-7-1987	NC State	73-69	+4	18-20	Clemson	11-29-2009	Butler	70-69	+1	12-10	Anaheim, CA
3-2-1988	Duke	79-77	+2	9-9	Clemson	1-13-2010	North Carolina	83-64	+19	12-13	Clemson
3-5-1988	Georgia Tech	**97-94	+3	13-15	Clemson	1-29-2011	Florida State	62-44	+18	22-NR	Clemson
3-1-1989	Duke	79-74	+5	9-8	Clemson	2-14-2012	Virginia	60-48	+12	22-22	Clemson
3-4-1989	Georgia Tech	81-79	+2	25-NR	Clemson						

OVERVIEW


PLAYERS

STAFF

TRADITION

REVIEW

RECORDS



1996-97  
TEAM

2012-13 MEN'S BASKETBALL GUIDE



# OVERTIME GAMES

OVERVIEW  
PLAYERS  
STAFF  
TRADITION  
REVIEW  
RECORDS


Year	Opponent	Site	OTs	Score	W-L
1923-24	Presbyterian	A	1	17-20	L
1924-25	Newberry	H	1	20-21	L
1925-26	New Orleans Y	A	1	23-24	L
1927-28	South Carolina	A	2	48-46	W
1928-29	Erskine	A	1	37-41	L
	South Carolina	A	1	24-27	L
	The Citadel	H	1	35-33	W
1929-30	Vanderbilt	A	2	48-42	W
	The Citadel	H	1	38-35	W
1931-32	South Carolina	A	1	24-22	W
1934-35	Georgia	H	1	43-44	L
1935-36	North Carolina	H	1	34-35	L
	NC State	A	1	31-32	L
1936-37	Florida	A	1	31-30	W
	Georgia	H	1	35-36	L
	Furman	A	1	40-34	W
	South Carolina	A	1	30-32	L
	NC State	H	1	40-41	L
1937-38	NC State	H	1	31-33	L
1939-40	North Carolina	H	1	31-39	L
	Duke	H	1	37-39	L
1940-41	Georgia Tech	A	1	52-49	W
1944-45	The Citadel	H	1	39-41	L
1945-46	NC State	A	1	46-51	L
1949-50	Furman	A	1	55-56	L
	Davidson	H	2	88-82	W
1950-51	Wake Forest	A	1	72-73	L
	Maryland	A	1	50-54	L
1951-52	Presbyterian	A	1	78-76	W
	Wake Forest	H	1	85-84	W
1955-56	North Carolina	H	2	99-103	L
1956-57	NC State	H	1	96-94	W
	Furman	H	1	80-77	W
	Virginia	H	1	84-81	W
1957-58	Virginia	H	2	85-88	L
	Furman	A	1	95-102	L
1958-59	South Carolina	A	1	58-56	W
1959-60	Davidson	A	1	66-60	W
	Furman	A	2	85-83	W
1960-61	Maryland	A	1	80-82	L
1961-62	Virginia	H	1	70-68	W
	Florida State	A	1	82-77	W
1963-64	North Carolina	H	2	66-64	W
	Georgia	A	1	83-81	W

Year	Opponent	Site	OTs	Score	W-L
1963-64	+North Carolina	N	2	97-90	W
	+NC State	N	1	43-45	L
1964-65	Maryland	H	2	65-67	L
1965-66	+NC State	N	1	76-74	W
1966-67	*Miami (FL)	N	1	73-64	W
	Virginia	A	1	102-88	W
	*Wake Forest	N	1	61-63	L
1967-68	Maryland	H	1	94-93	W
	Furman	A	1	64-66	L
1968-69	Wake Forest	H	2	104-112	L
1970-71	Indiana State	H	1	91-87	W
	+NC State	N	1	57-64	L
	Maryland	H	1	51-45	W
1971-72	Purdue	H	1	72-66	W
	Indiana State	A	1	82-77	W
1973-74	Purdue	A	1	81-80	W
	The Citadel	H	1	62-58	W
1974-75	*North Carolina	N	1	71-76	L
1975-76	%Austin Peay	H	1	81-87	L
	Furman	A	1	92-86	W
	Duke	H	1	102-93	W
1976-77	Duke	A	1	80-73	W
1977-78	North Carolina	H	1	77-79	L
	Wake Forest	N	1	90-91	L
	Virginia	H	1	79-70	W
1978-79	Wake Forest	H	2	71-66	W
	++Kentucky	A	1	68-67	W
	++Old Dominion	H	2	59-61	L
1979-80	Duke	H	1	87-82	W
	Duke	A	1	82-87	L
1980-81	**Louisiana Tech	N	1	50-49	W
	**Hawaii	A	1	75-71	W
	Maryland	H	1	62-68	L
	Duke	H	1	54-52	W
1981-82	Duke	A	3	72-73	L
1982-83	\$Texas A&M	N	2	82-79	W
	Virginia	H	1	83-85	L
1983-84	%Marquette	H	1	66-61	W
	Wake Forest	H	1	72-76	L
	South Carolina	A	1	61-59	W
	Maryland	H	3	65-66	L
1984-85	Tennessee Tech	H	1	67-68	L
	Furman	A	1	55-53	W
1985-86	South Carolina	H	1	73-66	W

Year	Opponent	Site	OTs	Score	W-L
1985-86	NC State	H	1	69-73	L
1986-87	Wake Forest	A	1	91-88	W
	Duke	H	1	103-105	L
	Virginia	A	1	94-90	W
1987-88	Georgia Tech	H	2	97-94	W
1988-89	Georgia Tech	H	1	81-79	W
1990-91	Wake Forest	H	1	88-93	L
1991-92	Georgia Tech	H	1	95-78	W
1992-93	South Carolina	A	1	89-84	W
1995-96	Miami (FL)	A	1	66-52	W
1996-97	&Kentucky	N	1	79-71	W
	Duke	H	1	86-82	W
	!Minnesota	N	2	84-90	L
1997-98	Maryland	H	1	78-65	W
	NC State	H	1	80-82	L
	Virginia	A	1	74-78	L
1998-99	Maryland	H	1	79-81	L
	*Florida State	N	1	85-87	L
2000-01	Washington	N	1	76-77	L
	Florida State	A	1	84-88	L
2001-02	Wake Forest	H	2	118-115	W
	*Florida State	N	1	84-91	L
2003-04	ETSU	H	1	100-86	W
	*Virginia	N	1	79-83	L
2004-05	South Carolina	A	1	63-62	W
2005-06	Wake Forest	H	1	74-73	W
	NC State	H	2	85-94	L
	Virginia Tech	H	1	74-75	L
	Wake Forest	A	1	68-74	L
2006-07	Miami (FL)	H	1	74-70	W
2007-08	North Carolina	H	1	88-90	L
	Florida State	H	2	97-85	W
	Wake Forest	H	1	80-75	W
	North Carolina	A	2	93-103	L
2008-09	Virginia	A	1	81-85	L
2010-11	#Seton Hall	N	1	64-58	W
	*North Carolina	N	1	87-92	L
2011-12	&So. Illinois	N	1	83-75	W
	NC State	H	1	72-69	W

**Note:** Clemson is 67-60 overall, 33-29 at home, 22-17 at Littlejohn; + - North-South Doubleheader; ^ - Volunteer Classic; \* - ACC Tournament; % - IPTAY Tournament; ++ - NIT; \*\* - Rainbow Classic; \$ - Alaska Shootout; & - BCA Classic; ! - NCAA Midwest Regional; # - Paradise Jam; & - Diamond Head Classic

2012-13 MEN'S BASKETBALL GUIDE





# VICTORY MARGINS

## OVERALL

Date	Opponent	Site	Score	Mar
12-17-1986	Armstrong State	H	112-39	+73
2-9-1912	Butler Guards	N1	78-6	+72
12-13-1980	Illinois Tech	H	108-41	+67
2-26-1977	Roanoke	H	120-56	+64
11-27-1977	Texas Christian	H	125-62	+63
2-19-1916	Erskine	H	72-13	+59
12-16-1986	Prairie View A&M	H	103-45	+58
1-15-1990	Georgia State	H	117-59	+58
12-4-1976	Georgia Southern	H	110-55	+55
12-11-1976	Tennessee Tech	H	133-78	+55
11-26-76	Yale	H	104-50	+54
12-16-1980	West Virginia Tech	H	124-70	+54
1-12-1987	Fla. International	H	108-55	+53
12-29-1987	Delaware State	N4	95-42	+53
11-19-2008	Wofford	H	93-40	+53
2-23-1946	The Citadel	H	76-24	+52
12-16-1977	Biscayne	N2	94-42	+52
12-28-1977	Boston College	N3	128-76	+52
12-29-1987	Fla. International	N5	98-47	+51
1-18-1913	Furman	H	69-19	+50
1-18-1930	Newberry	H	59-9	+50
2-9-1949	Presbyterian	H	79-29	+50
12-19-1984	Baylor	H	102-52	+50
11-26-1985	Wagner	H	105-55	+50

N1 - Greenville, SC; N2 - Miami, FL; N3 - Milwaukee, WI; N4 - Little Rock, AR; N5 - Tampa, FL

## HOME

Date	Opponent	Site	Score	Mar
12-17-1986	Armstrong State	H	112-39	+73
12-13-1980	Illinois Tech	H	108-41	+67
2-26-1977	Roanoke	H	120-56	+64
11-27-1977	Texas Christian	H	125-62	+63
1-18-1930	Newberry	H	69-9	+60
2-19-1916	Erskine	H	72-13	+59
12-16-1986	Prairie View A&M	H	103-45	+58
1-15-1990	Georgia State	H	117-59	+58
12-4-1976	Georgia Southern	H	110-55	+55
12-11-1976	Tennessee Tech	H	133-78	+55
11-26-1976	Yale	H	104-50	+54
12-16-1980	West Virginia Tech	H	124-70	+54
1-12-1987	Fla. International	H	108-55	+53
11-19-2008	Wofford	H	93-40	+53
2-23-1946	The Citadel	H	76-24	+52
1-18-1913	Furman	H	69-19	+50
2-9-1949	Presbyterian	H	79-29	+50
12-19-1984	Baylor	H	102-52	+50
11-26-1985	Wagner	H	105-55	+50

## IN LITTLEJOHN COLISEUM

Date	Opponent	Site	Score	Mar
12-17-1986	Armstrong State	H	112-39	+73
12-13-1980	Illinois Tech	H	108-41	+67
2-26-1977	Roanoke	H	120-56	+64
11-27-1977	Texas Christian	H	125-62	+63
12-16-1986	Prairie View A&M	H	103-45	+58
1-15-1990	Georgia State	H	117-59	+58
12-4-1976	Georgia Southern	H	110-55	+55
12-11-1976	Tennessee Tech	H	133-78	+55
11-26-1976	Yale	H	104-50	+54
12-16-1980	West Virginia Tech	H	124-70	+54
1-12-1987	Fla. International	H	108-55	+53
11-19-2008	Wofford	H	93-40	+53
12-19-1984	Baylor	H	102-52	+50
11-26-1985	Wagner	H	105-55	+50

## AWAY

Date	Opponent	Site	Score	Mar
2-1-1919	Atlanta Athletic Club	A	60-11	+49
2-18-1933	Presbyterian	A	55-6	+49
2-6-1956	The Citadel	A	114-69	+45
11-17-2009	Liberty	A	79-39	+40
2-18-1921	College of Charleston	A	49-12	+37
2-23-1946	Presbyterian	A	56-18	+36
2-9-1912	Furman	A	46-12	+34
1-30-1982	The Citadel	A	88-56	+32
12-30-1987	Arkansas-LR	A	76-44	+32
12-17-1931	Newberry	A	40-9	+31
2-7-2008	Virginia	A	82-51	+31



**27-POINT WIN  
OVER DUKE, 2/4/09**

OVERVIEW

PLAYERS

STAFF

TRADITION

REVIEW

RECORDS

12-28-2002	Hartford	A	78-48	+30
2-15-1998	Florida State	A	78-49	+29

## NEUTRAL SITE

Date	Opponent	Site	Score	Mar
2-9-1912	Butler Guards	N1	78-6	+72
12-29-1987	Delaware State	N5	95-42	+53
12-16-1977	Biscayne	N2	94-42	+52
12-28-1977	Boston College	N3	128-76	+52
12-29-1987	Fla. International	N6	98-47	+51
12-30-1978	Boston Univ.	N4	100-55	+45
12-19-2005	PR-Mayaguez	N7	101-60	+41
11-10-2006	Arkansas State	N8	83-44	+39
12-19-1975	Middle Tennessee	N2	82-46	+36

N1 - Greenville, SC; N2 - Knoxville, TN; N3 - Milwaukee, WI; N4 - Jacksonville, FL; N5 - Little Rock, AR; N6 - Tampa, FL; N7 - San Juan, Puerto Rico; N8 - Norfolk, VA

## ACC

Date	Opponent	Site	Score	Mar
2-15-1975	Duke	H	100-66	+34
3-14-2008	Boston College	N	82-48	+34
2-14-1999	Florida State	H	78-45	+33
2-7-2008	Virginia	A	82-51	+31
2-15-1998	Florida State	A	78-49	+29
2-17-2009	Maryland	H	93-64	+29
2-28-1999	Georgia Tech	H	92-64	+28
1-9-1965	Virginia	H	99-72	+27
1-6-1986	Wake Forest	H	91-64	+27
2-4-2009	Duke	H	74-47	+27
1-4-1964	Wake Forest	A	87-61	+26
2-12-2000	Florida State	H	84-58	+26
2-25-2006	Virginia	H	90-64	+26
2-14-1973	Wake Forest	H	86-61	+25
2-28-1973	Duke	H	75-50	+25
2-7-1998	Wake Forest	H	71-46	+25
1-12-2011	Georgia Tech	H	87-62	+25

## ACC HOME

Date	Opponent	Site	Score	Mar
2-15-1975	Duke	H	100-66	+34
2-14-1999	Florida State	H	78-45	+33
2-17-2009	Maryland	H	93-64	+29
2-28-1999	Georgia Tech	H	92-64	+28
1-9-1965	Virginia	H	99-72	+27
1-6-1986	Wake Forest	H	91-64	+27
2-4-2009	Duke	H	74-47	+27
2-12-2000	Florida State	H	84-58	+26
2-25-2006	Virginia	H	90-64	+26
2-14-1973	Wake Forest	H	86-61	+25

2-28-1973	Duke	H	75-50	+25
2-7-1998	Wake Forest	H	71-46	+25
1-12-2011	Georgia Tech	H	87-62	+25

## ACC ROAD

Date	Opponent	Site	Score	Mar
2-7-2008	Virginia	A	82-51	+31
2-15-1998	Florida State	A	78-49	+29
1-4-1964	Wake Forest	A	87-61	+26
1-21-1981	Georgia Tech	A	72-48	+24
2-24-1961	Virginia	A	85-63	+22
2-11-2012	Wake Forest	A	78-58	+20
3-2-1994	NC State	A	82-63	+19
12-21-2008	Miami (FL)	A	91-72	+19
2-21-2012	Georgia Tech	A	56-37	+19
2-12-1975	Wake Forest	A	71-54	+17
2-28-1964	NC State	A	66-52	+14
1-14-1967	Virginia	A	*102-88	+14
2-21-1990	Wake Forest	A	89-75	+14

\*Overtime

## ACC TOURNAMENT

Date	Opponent	Site	Score	Mar
3-14-2008	Boston College	N4	82-48	+34
3-11-2011	Boston College	N2	70-47	+23
3-1-1962	NC State	N1	67-46	+21
3-6-1998	Wake Forest	N2	75-56	+19
3-5-1964	Maryland	N1	81-67	+14
3-4-1976	Wake Forest	N3	76-63	+13
3-10-1994	NC State	N4	76-63	+13
3-12-1993	Florida State	N4	87-75	+12
3-3-1990	Wake Forest	N4	79-70	+9

N1 - Raleigh, NC; N2 - Greensboro, NC; N3 - Landover, MD; N4 - Charlotte, NC

## POST SEASON

Date	Opponent	Trn	Site	Score	Mar
3-19-2007	Ole Miss	NIT	H	89-68	+21
3-10-1999	Georgia	NIT	H	77-57	+20
3-18-1999	Butler	NIT	H	89-69	+20
3-13-1986	Middle Tennessee	NIT	H	99-81	+18
3-15-2011	UAB	NCAA	N3	70-52	+18
3-21-1994	West Virginia	NIT	A	96-79	+17
3-15-2006	Louisiana Tech	NIT	H	69-53	+16
3-16-1989	St. Mary's	NCAA	N1	83-70	+13
3-17-1986	Georgia	NIT	A	77-65	+12
3-18-1993	Auburn	NIT	H	84-72	+12
3-14-1997	Miami (OH)	NCAA	N2	68-56	+12


N1 - Boise, ID; N2 - Kansas City, MO; N3 - Dayton, OH

2012-13 MEN'S BASKETBALL GUIDE



# AGAINST ALL COMPETITION

OVERVIEW	Opponent	First Meeting	Last Meeting	Home	Away	Neutral	Overall	Opponent	First Meeting	Last Meeting	Home	Away	Neutral	Overall
PLAYERS	Air Force	2006-07	2006-07			1-0	1-0	Georgetown (DC)	2004-05	2004-05			0-1	0-1
	Akron	2005-06	2005-06			1-0	1-0	Georgetown (KY)	1921-22	1923-24	1-0	2-1		3-1
STAFF	Alabama	1929-30	2008-09	2-1	2-0	2-2	6-3	George Washington	1938-39	1999-00	1-5	1-5	0-2	2-12
	Alabama-Birmingham (UAB)	1992-93	2010-11		0-1	1-1	1-2	Georgia	1912-13	2006-07	14-24	8-28	2-4	24-56
TRADITION	Alabama State	2011-12	2011-12	1-0			1-0	Georgia Southern	1976-77	2006-07	3-0			3-0
	American	1977-78	1977-78	1-0			1-0	Georgia State	1985-86	2006-07	4-0			4-0
REVIEW	American-Puerto Rico	1989-90	1989-90		1-0		1-0	<b>Georgia Tech</b>	<b>1912-13</b>	<b>2011-12</b>	<b>39-16</b>	<b>22-40</b>	<b>0-3</b>	<b>61-59</b>
	Appalachian State	1974-75	2006-07	7-1		2-0	9-1	Georgia Naval	1943-44	1943-44		0-1		0-1
RECORDS	<b>Arizona</b>	<b>1988-89</b>	<b>2011-12</b>		<b>0-1</b>	<b>0-1</b>	<b>0-2</b>	<b>Gonzaga</b>	<b>1997-98</b>	<b>1997-98</b>			<b>0-1</b>	<b>0-1</b>
	Arkansas	1961-62	1961-62			0-1	0-1	Greenville "Y"	1916-17	1921-22	1-1	2-0		3-1
	Arkansas-Little Rock	1981-82	1986-87	1-0	1-0		2-0	Hampton	2004-05	2004-05	1-0			1-0
	Arkansas-Pine Bluff	1998-99	1998-99	1-0			1-0	Hardin-Simmons	1967-68	1967-68			0-1	0-1
	Arkansas State	2006-07	2006-07			1-0	1-0	Hartford	2000-01	2001-02	1-0	1-0		2-0
	Armstrong State	1986-87	1986-87	1-0			1-0	Harvard	1975-76	1975-76	1-0			1-0
	Army	1962-63	1993-94			2-0	2-0	Hawaii	1980-81	1980-81		1-0		1-0
	Asheville	1946-47	1946-47	1-0			1-0	Hawaii-Pacific	1986-87	1986-87		1-0		1-0
	Atlanta Athletic	1918-19	1928-29	1-1			1-1	High Point	2002-03	2003-04	1-0		1-0	2-0
	Atlantic Agriculture	1912-13	1913-14		0-2		0-2	Hofstra	1988-89	2008-09	1-0	1-0	1-0	3-0
	Auburn	1919-20	1992-93	4-4	4-6	3-4	11-14	Holy Cross	1971-72	2005-06			2-0	2-0
	Augusta State	1984-85	1987-88	2-0			2-0	Howard	1992-93	1992-93	1-0			1-0
	Austin Peay State	1975-76	1981-82	1-1		0-1	1-2	Illinois	1997-98	2009-10	0-1	1-1	0-1	1-3
	Baltimore	1939-40	1980-81	1-0	0-1		1-1	Illinois-Chicago	1982-83	1982-83	1-0			1-0
	Baylor	1963-64	1983-84	1-0		0-2	1-2	Illinois State	1980-81	1980-81			1-0	1-0
	Bethune-Cookman	1985-86	2005-06	2-0			2-0	Illinois Tech	1980-81	1980-81	1-0			1-0
	Biscayne	1974-75	1977-78	3-0	1-0		4-0	Indiana	1980-81	1980-81			1-0	1-0
	<b>Boston College</b>	<b>1975-76</b>	<b>2011-12</b>	<b>5-0</b>	<b>1-5</b>	<b>4-0</b>	<b>10-5</b>	Indiana State	1970-71	2004-05	1-0	1-0	1-0	3-0
	Boston University	1977-78	1986-87	1-0		1-0	2-0	Iona	1997-98	1997-98			1-0	1-0
	Bowling Green	1981-82	1981-82	1-0			1-0	Iowa	1962-63	2011-12		1-1	0-1	1-2
	Bradley	1985-86	1985-86		1-0	1-0	1-0	Jacksonville	1975-76	1975-76		1-0		1-0
	Brigham Young	1979-80	1989-90			2-0	2-0	Jewish Athletic	1931-32	1931-32	0-1			0-1
	Brown	1978-79	1978-79	1-0			1-0	Kansas State	1982-83	1998-99			1-1	1-1
	Bucknell	1957-58	1982-83	1-0		1-0	2-0	Kentucky	1921-22	1997-98	1-4	2-6	1-2	4-12
	Buffalo	1976-77	1976-77	1-0			1-0	Kent State	1960-61	1978-79	2-0	0-1		2-1
	Buffalo State	1978-79	1978-79	1-0			1-0	Lafayette	1957-58	1957-58			1-0	1-0
	Butler	1998-99	2009-10	1-0		1-0	2-0	Lamar	1979-80	1979-80			1-0	1-0
	Butler Guards	1911-12	1911-12		1-0		1-0	La Salle	1974-75	2001-02			2-1	2-1
	California	1998-99	1998-99			0-1	0-1	Liberty	1988-89	2009-10	4-0	1-0		5-0
	Campbell	1982-83	1995-96	4-0			4-0	Long Beach State	2009-10	2010-11			2-0	2-0
	Camp Benning	1921-22	1924-25	0-1	0-1		0-2	Louisiana State	1955-56	1969-70	0-1	0-1	2-1	2-3
	Canisius	1977-78	1977-78			1-0	1-0	Louisiana Tech	1980-81	2005-06	1-0		1-0	2-0
	Catawba	1943-44	1943-44	0-1	0-1		0-2	Louisville	1973-74	2005-06	0-1	0-2		0-3
	Catholic	1938-39	1978-79	1-0	1-0	1-0	3-0	Maine	2002-03	2002-03	1-0			1-0
	Central Florida	1999-00	1999-00			1-0	1-0	Manhattan	1965-66	1965-66			1-0	1-0
	Centre	1921-22	1922-23		0-2	0-1	0-3	Marquette	1976-77	1983-84	1-0	0-2		1-2
	Chaminade	1998-99	1998-99			1-0	1-0							
	Charleston, College of	1912-13	2011-12	6-1	3-1		9-2							
	Charleston Southern (Baptist)	1975-76	2006-07	16-0	2-0		18-0							
	Charleston "Y"	1912-13	1912-13	1-0			1-0							
	Cincinnati	1971-72	2003-04	1-0	0-2	0-1	1-3							
	<b>Citadel, The</b>	<b>1920-21</b>	<b>2011-12</b>	<b>40-8</b>	<b>20-14</b>		<b>60-22</b>							
	Cleveland State	1976-77	1976-77	1-0			1-0							
	<b>Coastal Carolina</b>	<b>1987-88</b>	<b>2011-12</b>	<b>4-1</b>	<b>1-0</b>		<b>5-1</b>							
	Colgate	1978-79	1978-79	1-0			1-0							
	Connecticut	1989-90	1989-90			0-1	0-1							
	Cornell	1959-60	1980-81	1-0		1-0	2-0							
	Coppin State	1990-91	2005-06	1-0		1-0	2-0							
	Creighton	1962-63	1962-63		0-1		0-1							
	Davidson	1917-18	1993-94	12-6	5-10	5-2	22-18							
	Dayton	1974-75	1974-75			0-1	0-1							
	Delaware	1973-74	1996-97			2-0	2-0							
	Delaware State	1984-85	2010-11	2-0		1-0	3-0							
	DePaul	2007-08	2007-08			1-0	1-0							
	<b>Duke</b>	<b>1925-26</b>	<b>2011-12</b>	<b>21-38</b>	<b>4-57</b>	<b>4-8</b>	<b>29-103</b>							
	Duquesne	1958-59	1973-74	1-1			1-1							
	East Carolina	2004-05	2010-11	4-0	1-0		5-0							
	East Tennessee State	1973-74	2011-12	8-0			8-0							
	Elon	2001-02	2005-06	1-1			1-1							
	Erskine	1914-15	1963-64	7-1	3-1		10-2							
	Evansville	1993-94	1993-94			0-1	0-1							
	Fairfield	1980-81	1980-81	1-0			1-0							
	Florida	1923-24	1956-57	6-3	3-5	1-1	10-9							
	<b>Florida A&amp;M</b>	<b>1985-86</b>	<b>1985-86</b>	<b>1-0</b>			<b>1-0</b>							
	Florida Atlantic	1990-91	2000-01			2-0	2-0							
	Florida International	1986-87	1987-88	1-0			1-0							
	Florida Southern	1974-75	1975-76	1-0	1-0		2-0							
	<b>Florida State</b>	<b>1951-52</b>	<b>2011-12</b>	<b>18-8</b>	<b>6-18</b>	<b>4-5</b>	<b>28-31</b>							
	Fordham	1986-87	1986-87			1-0	1-0							
	<b>Furman</b>	<b>1911-12</b>	<b>2011-12</b>	<b>55-21</b>	<b>40-30</b>	<b>2-0</b>	<b>97-51</b>							
	Gardner-Webb	2002-03	2011-12	4-0			4-0							




**BERNARD SULLIVAN**





# AGAINST ALL COMPETITION

Opponent	First Meeting	Last Meeting	Home	Away	Neutral	Overall
Marshall	1960-61	1996-97	1-0	0-2	0-1	1-3
Maryville	1923-24	1923-24		0-1		0-1
<b>Maryland</b>	<b>1938-39</b>	<b>2011-12</b>	<b>35-27</b>	<b>10-52</b>	<b>4-10</b>	<b>49-89</b>
Maryland-Baltimore County	1990-91	1990-91	1-0			1-0
Maryland-Eastern Shore	1981-82	1985-86	2-0			2-0
Massachusetts	1984-85	1984-85			1-0	1-0
Mercer	1921-22	1994-95	5-2	1-2		6-4
<b>Miami (FL)</b>	<b>1955-56</b>	<b>2011-12</b>	<b>5-1</b>	<b>3-4</b>	<b>3-2</b>	<b>11-7</b>
Miami (OH)	1996-97	1996-97			1-0	1-0
Michigan	1987-88	2010-11	0-1		0-3	0-4
Middle Tennessee	1975-76	1988-89	5-0		1-0	6-0
Minnesota	1974-75	2006-07	1-0	1-2	0-2	2-4
Mississippi	1965-66	2007-08	2-1		1-1	3-2
Mississippi State	1981-82	2007-08	1-0	1-0	1-0	3-0
Missouri	1985-86	2009-10			1-2	1-2
Monaghan	1924-25	1924-25		0-1		0-1
Monmouth	2006-07	2006-07			1-0	1-0
Morehead State	1991-92	1991-92	1-0			1-0
Morgan State	1985-86	1994-95	2-0			2-0
Morris Brown	2001-02	2003-04	1-0		1-0	2-0
Muhlenburg	1956-57	1956-57			0-1	0-1
Nevada-Las Vegas	1983-84	1983-84		0-1		0-1
Newberry	1912-13	1930-31	8-4	4-7		12-11
New Holland	1924-25	1924-25		0-1		0-1
New Orleans "Y"	1925-26	1925-26		0-1		0-1
Niagara	1972-73	1989-90	1-0		1-0	2-0
Norfolk State	2004-05	2004-05	1-0			1-0
<b>North Carolina</b>	<b>1925-26</b>	<b>2011-12</b>	<b>16-36</b>	<b>0-56</b>	<b>4-34</b>	<b>20-126</b>
UNC Asheville	1979-80	2004-05	6-0			6-0
UNC Charlotte	1979-80	2008-09	1-2	2-0	1-0	4-2
UNC Greensboro	1992-93	2010-11	2-0	1-0		3-0
<b>NC State</b>	<b>1923-24</b>	<b>2011-12</b>	<b>30-31</b>	<b>13-46</b>	<b>5-20</b>	<b>48-97</b>
UNC Wilmington	1997-98	1997-98	1-0			1-0
Northern Iowa	1991-92	1991-92			1-0	1-0
Northwestern	2000-01	2000-01	1-0			1-0
Old Dominion	1978-79	2010-11	1-1	1-0	0-1	2-2
Ohio State	2004-05	2004-05	1-0			1-0
Oral Roberts	1991-92	1991-92	1-0			1-0
Oregon	1988-89	1988-89		1-0		1-0
Oregon State	1979-80	1999-00		0-2	1-1	1-3
Oklahoma City	1959-60	1959-60		0-1	0-1	0-1
Oklahoma State	1993-94	1993-94		1-0		1-0
Pennsylvania	1974-75	1974-75	0-1			0-1
Penn State	1999-00	2005-06	1-0	2-1		3-1
Pepperdine	1972-73	1972-73			1-0	1-0
Piedmont	1918-19	1921-22	2-0			2-0
Pittsburgh	1958-59	1958-59			0-1	0-1
Prairie View A&M	1986-87	1986-87	1-0			1-0
<b>Presbyterian</b>	<b>1914-15</b>	<b>2009-10</b>	<b>33-8-1</b>	<b>22-10</b>		<b>55-18-1</b>
Providence	1974-75	1989-90			1-1	1-1
Puerto Rico-Mayaguez	2005-06	2007-08			2-0	2-0
Purdue	1971-72	2007-08	2-0	1-1		3-1
Radford	1989-90	2003-04	3-0			3-0
Rhode Island	1977-78	1977-78	1-0			1-0
Rice	1960-61	1960-61			0-1	0-1
Rider	1979-80	1987-88	3-0			3-0
Richmond	1937-38	1952-53	0-1	1-2	1-0	2-3
Roanoke	1976-77	1976-77	1-0			1-0
Rollins	1924-25	1970-71	2-0			2-0
Royal Athletic	1931-32	1932-33	2-0			2-0
Rutgers	1998-99	1998-99		1-0		1-0
Saint Mary's	1988-89	1988-89			1-0	1-0
St. Francis (NY)	1983-84	1983-84	1-0			1-0
St. John's	1972-73	1973-74	1-0	0-1		1-1
St. Stanislaus	1925-26	1925-26		0-1		0-1
Samford	1980-81	2007-08	3-0			3-0
Savannah	1913-14	1913-14		0-1		0-1
Savannah State	2008-09	2010-11	2-0			2-0
Seton Hall	1985-86	2000-01	0-1		2-1	2-2
Sewanee	1928-29	1934-35	1-0	2-1		3-1
Siena	1979-80	1979-80	1-0			1-0
Southern Methodist	1970-71	1970-71			1-0	1-0
South Alabama	1984-85	1984-85	1-0			1-0
<b>South Carolina</b>	<b>1912-13</b>	<b>2011-12</b>	<b>45-31</b>	<b>26-54</b>	<b>3-3</b>	<b>74-88</b>
<b>SC State</b>	<b>1988-89</b>	<b>2010-11</b>	<b>10-1</b>			<b>10-1</b>
South Florida	1985-86	1985-86	1-0			1-0
Southern Illinois	2011-12	2011-12		1-0		1-0
Southern Mississippi	1982-83	1993-94	1-2	0-1		1-3



Opponent	First Meeting	Last Meeting	Home	Away	Neutral	Overall
Southwest Missouri State	1986-87	1997-98			1-1	1-1
Spartanburg "Y"	1921-22	1921-22		0-2		0-2
Spring Hill	1955-56	1955-56			0-1	0-1
Stetson	1978-79	1998-99	3-0		1-0	4-0
Syracuse	1960-61	2006-07	1-0		1-0	2-0
Temple	1980-81	2008-09	0-2		1-0	1-2
Tennessee	1923-24	1975-76	2-0	1-14	1-1	4-15
Tennessee-Chattanooga	1928-29	1984-85		0-2		0-2
Tennessee State	1991-92	1991-92	1-0			1-0
Tennessee Tech	1933-34	1984-85	1-1	2-2		3-3
Texas	1960-61	1991-92			1-1	1-1
Texas A&M	1969-70	2009-10	1-0	1-1	2-1	4-2
Texas-Arlington	1993-94	1993-94	1-0			1-0
<b>Texas-El Paso (UTEP)</b>	<b>1963-64</b>	<b>2011-12</b>		<b>1-4</b>		<b>1-4</b>
Texas Christian	1977-78	2008-09	1-0		1-0	2-0
Texas Tech	1978-79	1986-87	1-0	1-0	2-0	4-0
Towson State	1987-88	1987-88	1-0			1-0
Tulane	1921-22	1927-28		1-4		1-4
Tulsa	1959-60	1996-97			1-1	1-1
22nd Infantry	1924-25	1924-25		0-1		0-1
UCLA	1979-80	1979-80			0-1	0-1
Utah State	1979-80	1979-80			1-0	1-0
Vanderbilt	1923-24	1993-94	1-1	4-4	0-3	5-8
Villanova	1959-60	2007-08		0-1	0-3	0-4
<b>Virginia</b>	<b>1935-36</b>	<b>2011-12</b>	<b>34-21</b>	<b>17-40</b>	<b>1-6</b>	<b>52-67</b>
<b>Virginia Tech</b>	<b>1924-25</b>	<b>2011-12</b>	<b>7-5</b>	<b>5-8</b>	<b>0-1</b>	<b>12-14</b>
Virginia Military	1935-36	1963-64	2-0	4-1		6-1
Wagner	1983-84	1988-89	2-0			2-0
<b>Wake Forest</b>	<b>1925-26</b>	<b>2011-12</b>	<b>37-36</b>	<b>13-52</b>	<b>5-10</b>	<b>55-98</b>
Washington	1982-83	2000-01		0-2		0-2
Washington & Lee	1934-35	1949-50	1-1	1-3	1-1	3-5
West Chester State	1981-82	1981-82	1-0			1-0
West Virginia	1951-52	2010-11		1-2	0-2	1-4
West Virginia Tech	1980-81	1980-81	1-0			1-0
Western Carolina	1978-79	2010-11	10-0	1-0		11-0
Western Kentucky	1996-96	1997-98	1-0	1-0		2-0
Western Michigan	1997-98	1997-98			0-1	0-1
William & Mary	1940-41	1953-54	1-1	1-1		2-2
Winthrop	1984-85	2011-12	8-1	1-0		9-1
Wisconsin-Green Bay	1990-91	1999-00	1-0		0-1	1-1
Wofford	1911-12	2010-11	34-8	17-8		51-16
Wyoming	1985-86	1985-86		0-1		0-1
Xavier	1998-99	1998-99			1-0	1-0
Yale	1976-77	2001-02	1-1			1-1
Youngstown State	1988-89	1988-89	1-0			1-0

Note: 2011-12 opponents in bold.

OVERVIEW  
PLAYERS  
STAFF  
TRADITION  
REVIEW  
RECORDS

2012-13 MEN'S BASKETBALL GUIDE



# AGAINST ALL CONFERENCES

OVERVIEW

PLAYERS

STAFF

TRADITION

REVIEW

RECORDS

### AMERICA EAST

School	Home	Away	Neutral	Total
Boston University	1-0		1-0	2-0
Hartford	1-0	1-0		2-0
Maine	1-0			1-0
Maryland-Baltimore County	1-0			1-0
<b>Total</b>	<b>4-0</b>	<b>1-0</b>	<b>1-0</b>	<b>6-0</b>

### ATLANTIC COAST

School	Home	Away	Neutral	Total
Boston College	5-0	1-5	4-0	10-5
Duke	21-38	4-57	4-8	29-103
Florida State	18-8	6-18	4-5	28-31
Georgia Tech	39-16	22-40	0-3	61-59
Maryland	35-27	10-52	4-10	49-89
Miami (FL)	5-1	3-4	3-2	11-7
North Carolina	16-36	0-56	4-34	20-126
NC State	30-31	13-46	5-20	48-97
Virginia	34-21	17-40	1-6	52-67
Virginia Tech	7-5	5-8	0-1	12-14
Wake Forest	37-36	13-52	5-10	55-98
<b>Total</b>	<b>247-219</b>	<b>94-378</b>	<b>34-99</b>	<b>375-696</b>

### ATLANTIC SUN

School	Home	Away	Neutral	Total
East Tennessee State	8-0			8-0
Jacksonville		1-0		1-0
Mercer	5-2	1-2		6-4
North Florida	1-0			1-0
Stetson	3-0		1-0	4-0
<b>Total</b>	<b>17-2</b>	<b>2-2</b>	<b>1-0</b>	<b>20-4</b>

### ATLANTIC 10

School	Home	Away	Neutral	Total
Butler	1-0		1-0	2-0
Charlotte	1-2	2-0	1-0	4-2
Dayton			0-1	0-1
Duquesne	1-1			1-1
Fordham			1-0	1-0
George Washington	1-5	1-5	0-2	2-12
La Salle			1-1	1-1
Massachusetts			1-0	1-0
Rhode Island	1-0			1-0
Richmond	0-1	1-2	1-0	2-3
Temple	0-2		1-0	1-2
Xavier			1-0	1-0
<b>Total</b>	<b>5-11</b>	<b>4-7</b>	<b>8-4</b>	<b>17-22</b>

### BIG EAST

School	Home	Away	Neutral	Total
Cincinnati	1-0	0-2	0-1	1-3
Connecticut			0-1	0-1
DePaul			1-0	1-0
Georgetown			0-1	0-1
Louisville	0-1	0-2		0-3
Marquette	1-0	0-2		1-2
Pittsburgh			0-1	0-1
Providence			1-1	1-1
Rutgers		1-0		1-0
St. John's (NY)	1-0	0-1		1-1
Seton Hall	0-1		3-1	3-2
Syracuse	1-0		1-0	2-0
Villanova		0-1	0-3	0-4
<b>Total</b>	<b>4-2</b>	<b>1-8</b>	<b>6-9</b>	<b>11-19</b>

### BIG SOUTH

School	Home	Away	Neutral	Total
Campbell	4-0			4-0
Chas. Southern	16-0	2-0		18-0
Coastal Carolina	4-1	1-0		5-1
Gardner-Webb	4-0			4-0
High Point	1-0		1-0	2-0
Liberty	4-0	1-0		5-0
UNC Asheville	7-0			7-0
Presbyterian	33-8-1	22-10		55-18-1
Radford	3-0			3-0
Virginia Military Institute	2-0	4-1		6-1
Winthrop	8-1	1-0		9-1
<b>Total</b>	<b>86-10-1</b>	<b>31-11</b>	<b>1-0</b>	<b>118-21-1</b>

### BIG TEN

School	Home	Away	Neutral	Total
Illinois	0-1	1-1	0-1	1-3
Indiana			1-0	1-0
Iowa		1-1	0-1	1-2
Michigan	0-1		0-3	0-3
Minnesota	1-0	1-2	0-2	2-4
Northwestern	1-0			1-0
Ohio State	1-0			1-0
Penn State	1-0	2-1		3-1
Purdue	2-0	1-1		3-1
<b>Total</b>	<b>6-3</b>	<b>6-6</b>	<b>1-7</b>	<b>13-15</b>

### BIG WEST

School	Home	Away	Neutral	Total
Long Beach State			2-0	2-0
<b>Total</b>			<b>2-0</b>	<b>2-0</b>

### BIG 12

School	Home	Away	Neutral	Total
Baylor	1-0		0-2	1-2
Kansas State			1-1	1-1
Oklahoma State			1-0	1-0
Texas			1-1	1-1
TCU	1-0		1-0	2-0
Texas Tech	1-0	1-0	2-0	4-0
West Virginia			1-2	0-2
<b>Total</b>	<b>3-0</b>	<b>2-2</b>	<b>6-6</b>	<b>11-8</b>

### COLONIAL ATHLETIC

School	Home	Away	Neutral	Total
Delaware			2-0	2-0
Georgia State	4-0			4-0
Hofstra	1-0	1-0	1-0	3-0
UNC Wilmington	1-0			1-0
Old Dominion	1-1	1-0	0-1	2-2
Towson	1-0			1-0
William & Mary	1-1	1-1		2-2
<b>Total</b>	<b>9-2</b>	<b>3-1</b>	<b>3-1</b>	<b>15-4</b>

### CONFERENCE USA

School	Home	Away	Neutral	Total
East Carolina	2-0	2-0		4-0
Marshall	1-0	0-2	0-1	1-3
Rice			0-1	0-1
SMU			1-0	1-0
Southern Miss	1-2	0-1		1-3
Tulane		1-4		1-4
Tulsa			1-1	1-1
UAB		0-1	1-1	1-2
UCF			1-0	1-0
UTEP		1-4		1-4
<b>Total</b>	<b>4-2</b>	<b>4-12</b>	<b>4-4</b>	<b>12-18</b>

### HORIZON

School	Home	Away	Neutral	Total
Cleveland State	1-0			1-0
Illinois-Chicago	1-0			1-0
Wisconsin-Green Bay	1-0		0-1	1-1
Youngstown State	1-0			1-0
<b>Total</b>	<b>4-0</b>		<b>0-1</b>	<b>4-1</b>




ROD HALL





# AGAINST ALL CONFERENCES



IVY				
School	Home	Away	Neutral	Total
Brown	1-0			1-0
Cornell	1-0		1-0	2-0
Harvard	1-0			1-0
Pennsylvania	0-1			0-1
Yale	1-1			1-1
<b>Total</b>	<b>4-2</b>		<b>1-0</b>	<b>5-2</b>

METRO ATLANTIC				
School	Home	Away	Neutral	Total
Canisius			1-0	1-0
Fairfield	1-0			1-0
Iona			1-0	1-0
Manhattan			1-0	1-0
Niagara	1-0		1-0	2-0
Rider	3-0			3-0
Siena	1-0			1-0
<b>Total</b>	<b>6-0</b>		<b>4-0</b>	<b>10-0</b>

MID-AMERICAN				
School	Home	Away	Neutral	Total
Akron			1-0	1-0
Bowling Green	1-0			1-0
Buffalo	1-0			1-0
Kent State	2-0	0-1		2-1
Miami (OH)			1-0	1-0
Western Michigan			0-1	0-1
<b>Total</b>	<b>4-0</b>	<b>0-1</b>	<b>2-1</b>	<b>6-2</b>

MID-EASTERN ATHLETIC				
School	Home	Away	Neutral	Total
Bethune-Cookman	2-0			2-0
Coppin State	1-0			1-0
Delaware State	2-0		1-0	3-0
Florida A&M	1-0			1-0
Hampton	1-0			1-0
Howard	1-0			1-0
Maryland-Eastern Shore	2-0			2-0
Morgan State	2-0			2-0
Norfolk State	1-0			1-0
Savannah State	2-0			2-0
SC State	10-1			10-1
<b>Total</b>	<b>25-1</b>		<b>1-0</b>	<b>26-1</b>

MISSOURI VALLEY				
School	Home	Away	Neutral	Total
Bradley			1-0	1-0
Creighton		0-1		0-1
Evansville			0-1	0-1
Illinois State			1-0	1-0
Indiana State	1-0	1-0	1-0	3-0
Missouri State			1-1	1-1
Northern Iowa			1-0	1-0
Southern Illinois			1-0	1-0
<b>Total</b>	<b>1-0</b>	<b>1-1</b>	<b>6-2</b>	<b>8-3</b>

MOUNTAIN WEST				
School	Home	Away	Neutral	Total
Air Force			1-0	1-0
Hawaii		1-1		1-1
UNLV		0-1		0-1
Wyoming		0-1		0-1
<b>Total</b>		<b>1-3</b>	<b>1-0</b>	<b>2-3</b>

NORTHEAST				
School	Home	Away	Neutral	Total
Fairleigh Dickinson	1-0			1-0
Monmouth			1-0	1-0
St. Francis (NY)	1-0			1-0
Wagner	2-0			2-0
<b>Total</b>	<b>4-0</b>		<b>1-0</b>	<b>5-0</b>

OHIO VALLEY				
School	Home	Away	Neutral	Total
Austin Peay	1-1			1-1
Morehead State	1-0			1-0
Tennessee State	1-0			1-0
Tennessee Tech	1-1	2-2		3-3
<b>Total</b>	<b>9-2</b>	<b>2-2</b>	<b>1-0</b>	<b>12-4</b>

PAC-12				
School	Home	Away	Neutral	Total
Arizona			0-1	0-1
California			0-1	0-1
Oregon			0-1	0-1
Oregon State		0-2	1-1	1-3
UCLA			0-1	0-1
Washington			0-2	0-2
<b>Total</b>		<b>0-2</b>	<b>1-7</b>	<b>1-9</b>

PATRIOT				
School	Home	Away	Neutral	Total
American	1-0			1-0
Army			2-0	2-0
Bucknell	1-0		1-0	2-0
Colgate	1-0			1-0
Holy Cross			2-0	2-0
Lafayette			1-0	1-0
<b>Total</b>	<b>3-0</b>		<b>6-0</b>	<b>9-0</b>

SOUTHEASTERN Eastern Division				
School	Home	Away	Neutral	Total
Florida	6-3	3-5	1-1	10-9
Georgia	14-24	8-27	2-4	24-55
Kentucky	1-4	2-6	1-2	4-12
Missouri			1-2	1-2
South Carolina	45-31	26-54	3-3	74-88
Tennessee	2-0	1-14	1-1	4-15
Vanderbilt	1-1	4-4	0-3	5-8
<b>Total</b>	<b>69-63</b>	<b>44-110</b>	<b>9-16</b>	<b>122-189</b>

SOUTHEASTERN Western Division				
School	Home	Away	Neutral	Total
Alabama	1-1	2-0	2-2	5-3
Arkansas			0-1	0-1
Auburn	4-4	4-6	3-4	11-14
Louisiana State	0-1	0-1	2-1	2-3
Mississippi	2-1		1-1	3-2
Mississippi State	1-0	1-0	1-0	3-0
Texas A&M	1-0	1-1	1-2	3-3
<b>Total</b>	<b>9-7</b>	<b>8-9</b>	<b>10-10</b>	<b>27-26</b>

SOUTHERN				
School	Home	Away	Neutral	Total
Appalachian State	7-1		2-0	9-1
Citadel	40-8	19-14		59-22
College of Charleston	6-1	3-1		9-2
Davidson	12-6	5-10	5-2	22-18
Elon	1-1			1-1
Furman	55-21	40-30	2-0	97-51
Georgia Southern	3-0			3-0
UNC Greensboro	2-0	1-0		3-0
Samford	3-0			3-0
Tennessee-Chattanooga		0-2		0-2
Western Carolina	10-0	1-0		11-0
Wofford	35-8	16-8		51-16
<b>Total</b>	<b>174-46</b>	<b>85-65</b>	<b>9-2</b>	<b>268-113</b>


SOUTHLAND				
School	Home	Away	Neutral	Total
Lamar			1-0	1-0
Oral Roberts	1-0			1-0
<b>Total</b>	<b>1-0</b>		<b>1-0</b>	<b>2-0</b>

SOUTHWESTERN ATHLETIC				
School	Home	Away	Neutral	Total
Alabama State	1-0			1-0
Arkansas-Pine Bluff	1-0			1-0
Prairie View	1-0			1-0
<b>Total</b>	<b>3-0</b>			<b>3-0</b>

SUN BELT				
School	Home	Away	Neutral	Total
Arkansas-Little Rock	1-0	1-0		2-0
Arkansas State			1-0	1-0
Florida Atlantic			2-0	2-0
Florida International	1-0			1-0
Middle Tennessee	5-0		1-0	6-0
South Alabama	1-0			1-0
Western Kentucky	1-0	1-0		2-0
<b>Total</b>	<b>9-0</b>	<b>2-0</b>	<b>4-0</b>	<b>15-0</b>

WEST COAST				
School	Home	Away	Neutral	Total
BYU			2-0	2-0
Gonzaga			0-1	0-1
Pepperdine			1-0	1-0
Saint Mary's			1-0	1-0
<b>Total</b>			<b>4-1</b>	<b>4-1</b>

WESTERN ATHLETIC				
School	Home	Away	Neutral	Total
Louisiana Tech	1-0		1-0	2-0
Texas-Arlington	1-0			1-0
Utah State			1-0	1-0
<b>Total</b>	<b>2-0</b>		<b>2-0</b>	<b>4-0</b>



OVERVIEW  
PLAYERS  
STAFF  
TRADITION  
REVIEW  
RECORDS

2012-13 MEN'S BASKETBALL GUIDE



# LITTLEJOHN COLISEUM RECORDS

- OVERVIEW
- PLAYERS
- STAFF
- TRADITION
- REVIEW
- RECORDS

## CLEMSON - TEAM

**Most Points:** .....133 vs. Tennessee Tech, Dec. 11, 1976

**Most Points, First Half:** .....65 vs. Roanoke, Feb. 26, 1977

**Most Points, Second Half:** .....72 vs. Morehead St., Nov. 30, 1991

**Most Points, Both Teams:** .....233 (Clemson 118, Wake Forest 115 (2OT)), Feb.13, 2002

**Fewest Points:** .....38 vs. UNC Asheville, Feb. 23, 1980

**Most Field Goal Attempts:** .....86 vs. many (3), last vs. Catholic, Nov. 24, 1977

**Most Field Goals Made:** .....52 vs. Tennessee Tech, Dec. 11, 1976

.....52 vs. Bowling Green State, Nov. 27, 1982

**Best Field Goal Percentage:** .....70.1 (48-68) vs. Florida Southern, Feb. 28, 1976

**Lowest Field Goal Percentage:** .....26.0 (19-73) vs. Duke, Jan. 23, 1982

**Most Three-Point Goals:** .....15 vs. Western Carolina, Dec. 23, 2006

**Most Three-Point Attempts:** .....38 vs. North Carolina, Jan. 14, 1995

**Best Three-Point Goal Percentage:** .....846 (11-13) vs. North Carolina, Jan. 31, 2004

**Most Free Throw Attempts:** .....52 vs. Georgia Tech, Jan. 29, 1972

**Most Free Throws Made:** .....39 vs. Georgia Tech, Jan. 29, 1972

**Best Free Throw Percentage:** .....95.7 (22-23) vs. Duke, Jan. 7, 1997

**Most Rebounds:** .....71 vs. West Virginia Tech, Dec. 16, 1980

.....71 vs. Georgia State, Jan. 15, 1990

**Most Assists:** .....36 vs. West Virginia Tech, Dec. 16, 1980

.....36 vs. Bowling Green State, Nov. 27, 1982

**Most Turnovers:** .....36 vs. Austin Peay State, Nov. 29, 1975

**Most Players in Double Figures:** .....7 vs. many (3), last vs. Morehead State, Nov. 30, 1991

**Largest Crowd in Littlejohn Coliseum:** .....13,863 vs. Duke, Jan. 9, 1980

## OPPONENTS - TEAM

**Most Points:** .....115 by Wake Forest, Feb. 13, 2002

**Most Points, First Half:** .....59 by Georgia Tech, Jan. 24, 2001

**Most Points, Second Half:** .....70 by North Carolina, Jan. 28, 1987

**Fewest Points:** .....27 by North Carolina-Asheville, Feb. 23, 1980

**Most Field Goal Attempts:** .....94 by Austin Peay, Nov. 29, 1975

**Most Field Goals Made:** .....41 by Illinois-Chicago, Mar. 5, 1983

**Best Field Goal Percentage:** .....67.6 (23-34) by Wake Forest, Feb. 26, 1971

**Lowest Field Goal Percentage:** .....18.0 (9-50) by Wofford, Feb. 6, 1996

**Most Three-Point Goals:** .....19 by Wake Forest, Feb. 13, 2002

**Most Three-Point Attempts:** .....42 by Wake Forest, Feb. 13, 2002

**Best Three-Point Goal Percentage:** .....600 (9-15) by North Carolina, Jan. 28, 1987

**Most Free Throw Attempts:** .....51 by North Carolina, Jan. 14, 1994

**Most Free Throws Made:** .....36 by Wake Forest, Feb. 27, 1969

.....36 by North Carolina, Jan. 9, 1974

**Most Rebounds:** .....70 by South Carolina, Jan. 26, 1970

**Most Assists:** .....27 by South Carolina, Feb. 9, 1985

**Most Turnovers:** .....47 by Appalachian State, Dec. 7, 1974

**Most Players in Double Figures:** .....6 by N.C. State, Feb. 21, 1976

.....6 by N.C. State, Feb. 12, 1990

## CLEMSON - INDIVIDUAL

**Most Points Scored:** .....43 by Will Solomon vs. Virginia, Jan. 15, 2000

**Most Field Goal Attempts:** .....31 (made 17) by Skip Wise vs. Pennsylvania, Nov. 30, 1974

**Most Field Goals Made:** .....17 (att. 31) by Skip Wise vs. Pennsylvania, Nov. 30, 1974

**Best Field Goal Percentage:** .....92.3 (12-13) by Larry Middleton vs. Rider, Dec. 1, 1985

.....92.3 (12-13) Horace Grant vs. Georgia State, Nov. 28, 1986

.....92.3 (12-13) Dale Davis vs. Georgia Tech, Mar. 4, 1989

**Most Free Throw Attempts:** .....19 (made 11) by Dale Davis vs. SC State, Dec. 17, 1990

**Most Free Throws Made:** .....16 by Butch Zatezalo vs. Wake Forest, Feb. 27, 1969

**Most Rebounds:** .....23 by Tree Rollins vs. Tennessee Tech, Dec. 11, 1976

.....23 by Tree Rollins vs. Maryland, Jan. 19, 1977

**Most Assists:** .....20 by Grayson Marshall vs. Maryland- Eastern Shore, Nov. 25, 1985

**Most Blocked Shots:** .....10 by Tree Rollins vs. Duke, Feb. 23, 1977

.....10 by Tree Rollins vs. Presbyterian, Dec. 13, 1975

.....10 by Tree Rollins vs. Jacksonville, Dec. 16, 1976

.....10 by Sharone Wright vs. UNC Greensboro, Dec. 12, 1992

.....10 by Sharone Wright vs. Maryland, Jan. 26, 1993

**Most Steals:** .....7 by Stan Rome vs. Maryland, Jan. 19, 1977

.....7 by Devin Gray vs. The Citadel, Dec. 19, 1992

.....7 by Terrell McIntyre vs. Georgia Tech, Mar. 1, 1998

.....7 by K.C. Rivers vs. Duke, Feb. 4, 2009

.....7 by Andre Young vs. Maryland, Jan. 31, 2010

**Three-Point Goals:** .....8 by David Young vs. Wake Forest, Jan. 12, 1991

.....8 by Will Solomon vs. Virginia, Jan. 15, 2000

**Three-Point Goal Percentage:** .....1.000 (7-7) by Marc Campbell vs. Virginia, Feb. 23, 1983

## OPPONENTS - INDIVIDUAL

**Most Points Scored:** .....43 by Hawkeye Whitney (N.C. State), Jan. 30, 1979

**Most Field Goal Attempts:** .....32 (made 10) by Pete Maravich (Louisiana State), Dec. 7, 1968

**Most Field Goals Made:** .....18 by Hawkeye Whitney (N.C. State), Jan. 30, 1979

**Best Field Goal Percentage:** .....933 (14-15) by Keith Gatlin (Maryland), Feb. 17, 1985

**Most Free Throw Attempts:** .....22 (made 18) by Pete Maravich (Louisiana State), Dec. 7, 1968

**Most Free Throws Made:** .....18 (att. 22) by Pete Maravich (Louisiana State), Dec. 7, 1968

**Most Rebounds:** .....21 by Will Hetzel (Maryland), Feb. 22, 1969


**Most Assists:** .....13 by Neal Murray (Middle Tennessee), Dec. 15, 1985

**Most Blocked Shots:** .....7 by Sam Harris (Old Dominion), Nov. 18, 2007


**Most Steals:** .....10 by Zakee Wadood (East Tennessee State), Dec. 15, 2003

**Three-Point Goals:** .....11 by Craig Dawson (Wake Forest), Feb. 13, 2002

**Three-Point Percentage:** .....1.000 (6-6) by Sam Cassell (Florida State), Jan. 20, 1993



DALE  
DAVIS



TERRELL  
MCINTYRE





# LITTLEJOHN COLISEUM RECORDS

## Littlejohn Coliseum Quick Facts

**Name:** Littlejohn Coliseum  
The arena was named for J.C. Littlejohn, a long-time Clemson University employee, for many years the school's business manager.

**First Game:** Nov. 30, 1968 (Clemson 76, Georgia Tech 72)

**Capacity:** 10,000  
The upper arena seats 4,518 and the lower arena seats 4,580. There are 902 floor seats. The capacity decreased after the renovations to Littlejohn Coliseum.

**Largest Crowd:** 13,863 (Jan. 9, 1980 vs. Duke)  
Clemson upset the #1 Blue Devils, 87-82 in overtime.

**Largest Season Attendance:** 156,103 (1997-98)  
The 1997-98 team also set the record for per game basis (11,151).

**First Point:** Dave Thomas  
The Clemson player hit a jump shot at the 18:37 mark of the first half versus Georgia Tech on Nov. 30, 1968.

**Longest Clemson Win Streak:** 29  
The streak started on Jan. 7th, 1989 with a 75-58 victory over Maryland and ended with a 100-108 loss to North Carolina-Charlotte on Dec. 15, 1991. (Note: Included in the 29 consecutive wins in Littlejohn Coliseum were 13 victories over ACC teams. Of the 13 wins in ACC competition, five came against teams ranked in the AP top 25, including three top-10 teams.)

**Record in Littlejohn Coliseum**

**ACC Home:** 177-140 (.558)

**Non-Conference Home:** 305-36 (.894)

**Totals:** 482-176 (.732)

## Against All Competition

Alabama	2-0	High Point	1-0
Alabama State	1-0	Hofstra	1-0
American	1-0	Howard	1-0
Appalachian State	7-1	Illinois	0-1
Arkansas-Little Rock	1-0	Illinois-Chicago	1-0
Arkansas-Pine Bluff	1-0	Illinois Tech	1-0
Armstrong State	1-0	Indiana State	1-0
Auburn	2-1	Kent State	2-0
Augusta State	2-0	Liberty	4-0
Austin Peay State	1-1	Louisiana State	0-1
Baltimore	1-0	Louisiana Tech	1-0
Baylor	1-0	Louisville	0-1
Bethune-Cookman	2-0	Marquette	1-0
Biscayne	3-0	Marshall	1-0
<b>Boston College</b>	<b>5-0</b>	Maryland	22-20
Boston University	1-0	Maryland-Baltimore County	1-0
Bowling Green State	1-0	Maryland-Eastern Shore	2-0
Brown	1-0	Mercer	4-0
Buffalo	1-0	<b>Miami (FL)</b>	<b>4-1</b>
Buffalo State	1-0	Michigan	0-1
Butler	1-0	Middle Tennessee	5-0
Campbell	4-0	Minnesota	1-0
Catholic	1-0	Mississippi	2-1
Charleston Southern	16-0	Mississippi State	1-0
Charlotte	1-2	Morehead State	1-0
<b>Citadel, The</b>	<b>15-1</b>	Morgan State	2-0
Cleveland State	1-0	Morris Brown	1-0
Coastal Carolina	4-1	Niagara	1-0
Colgate	1-0	<b>North Carolina</b>	<b>13-27</b>
College of Charleston	1-1	UNC Asheville	6-0
Cornell	1-0	UNC Greensboro	2-0
Davidson	1-0	<b>NC State</b>	<b>23-17</b>
Delaware State	2-0	UNC Wilmington	1-0
Duke	17-24	North Florida	1-0
East Carolina	3-0	Northwestern	1-0
East Tennessee State	8-0	Old Dominion	1-1
Elon	1-1	Oral Roberts	1-0
Fairfield	1-0	Pennsylvania	0-1
<b>Florida A&amp;M</b>	<b>1-0</b>	Prairie View	1-0
Florida International	1-0	<b>Presbyterian</b>	<b>6-0</b>
Florida Southern	1-0	<b>Purdue</b>	<b>2-0</b>
<b>Florida State</b>	<b>16-7</b>	Radford	3-0
Furman	28-1	Rhode Island	1-0
Gardner-Webb	4-0	Rider	3-0
George Washington	0-1	Roanoke	1-0
Georgia	2-0	Rollins	1-0
Georgia Southern	3-0	St. John's	1-0
Georgia State	4-0	Saint Francis (NY)	1-0
<b>Georgia Tech</b>	<b>32-8</b>	Samford	3-0
Hartford	1-0	Savannah State	2-0
Harvard	1-0	Seton Hall	0-1

## Attendance Records

Season	Games	Attendance	Avg.	Results	Pct.
1968-69	11	55,150	5,014	4-7	.364
1969-70	11	50,877	4,625	6-5	.546
1970-71	12	63,488	5,291	8-4	.667
1971-72	10	81,278	8,128	6-4	.600
1972-73	11	85,750	7,795	9-2	.818
1973-74	13	103,519	7,963	9-4	.692
1974-75	12	113,515	9,460	11-1	.917
1975-76	13	107,220	8,248	8-5	.615
1976-77	15	134,841	8,883	13-2	.867
1977-78	15	138,115	9,208	10-5	.667
1978-79	16	144,535	9,033	13-3	.813
1979-80	15	130,900	8,727	15-0	1.000
1980-81	16	145,792	9,112	12-4	.750
1981-82	16	139,731	8,733	11-5	.688
1982-83	16	131,063	8,191	9-7	.563
1983-84	16	129,600	8,100	11-5	.688
1984-85	16	130,136	8,134	12-4	.750
1985-86	19	144,699	7,616	14-5	.737
1986-87	17	142,274	8,369	15-2	.882
1987-88	16	117,250	7,328	12-4	.750
1988-89	14	114,123	8,151	13-1	.929
1989-90	14	122,540	8,753	14-0	1.000
1990-91	16	121,314	7,582	9-7	.563
1991-92	16	114,691	7,168	12-4	.750
1992-93	16	113,803	7,113	11-5	.688
1993-94	15	108,074	7,205	11-4	.733
1994-95	16	116,754	7,297	11-5	.688
1995-96	16	150,037	9,377	14-2	.875
1996-97	15	147,019	9,801	12-3	.800
1997-98	14	156,103	11,151	11-3	.786
1998-99	15	141,728	9,449	12-3	.800
1999-00	16	142,679	8,918	7-9	.438
2000-01	16	137,909	8,619	9-7	.563
2001-02	16	139,954	8,747	8-8	.500
2002-03	9	80,600	8,956	5-4	.555
2003-04	16	122,900	7,681	10-6	.625
2004-05	15	111,886	7,459	10-5	.667
2005-06	16	106,251	6,641	12-4	.750
2006-07	20	147,122	7,356	16-4	.800
2007-08	16	137,739	8,609	14-2	.875
2008-09	16	135,619	8,476	13-3	.813
2009-10	16	151,442	9,465	14-2	.875
2010-11	17	140,920	8,289	15-2	.882
2011-12	16	125,249	7,828	11-5	.688
<b>Totals</b>	<b>658</b>	<b>5,376,189</b>	<b>8,171</b>	<b>482-176</b>	<b>.732</b>

### Largest Crowds

Attendance	Date	W/L	Results
13,863	1-9-1980	W	Clemson 87, Duke 82 (OT)
13,136	2-28-1990	W	Clemson 97, Duke 93
12,632	1-29-1977	W	Clemson 93, North Carolina 73
12,611	1-7-1987	W	Clemson 73, N.C. State 69
12,267	1-19-1981	L	Virginia 74, Clemson 59
12,258	1-17-1981	L	Maryland 68, Clemson 62 (OT)
12,013	2-24-1990	W	Clemson 69, North Carolina 61
11,909	1-11-1978	L	Duke 107, Clemson 85
11,800	1-22-1975	W	Clemson 83, Maryland 82
11,800	2-22-1975	W	Clemson 92, N.C. State 70
11,800	1-24-1976	L	Virginia 69, Clemson 62
11,742	1-23-1988	W	Clemson 69, South Carolina 65

Siena	1-0	Vanderbilt	0-1
South Alabama	1-0	<b>Virginia</b>	<b>23-18</b>
South Carolina	20-8	<b>Virginia Tech</b>	<b>7-2</b>
<b>SC State</b>	<b>10-1</b>	Wagner	2-0
South Florida	1-0	<b>Wake Forest</b>	<b>23-19</b>
Southern Mississippi	1-2	West Chester State	1-0
Stetson	3-0	West Virginia Tech	1-0
Syracuse	1-0	Western Carolina	10-0
Temple	0-2	Western Kentucky	1-0
Tennessee State	1-0	Winthrop	8-1
Tennessee Tech	0-1	Wisconsin-Green Bay	1-0
Texas Arlington	1-0	Wofford	9-1
Texas A&M	1-0	Yale	1-1
Texas Christian	1-0	Youngstown State	1-0
Texas Tech	1-0		
Towson State	1-0		

**Note:** Visiting teams in 2012-13 in **bold**.

OVERVIEW

PLAYERS

STAFF

TRADITION

REVIEW

RECORDS




# LAST SECOND VICTORIES

## OVERVIEW

Date	Score	Site	Opponent
1-8-63	66-64	Greenville, SC	Furman
<i>Mike Bohonak inbounded to Gary Burnisky, who scored with one second left.</i>			
12-3-63	66-64	Clemson, SC	North Carolina
<i>Mike Bohonak made a 10-foot shot with two seconds left.</i>			
12-17-63	53-52	Charlottesville, VA	Virginia
<i>Mike Bohonak made a short jumper with three seconds left.</i>			
2-19-66	76-74	Charlotte, NC	NC State
<i>Joe Ayoob hit a 45-foot shot with one second left in overtime.</i>			
2-11-67	70-68	Clemson, SC	Wake Forest
<i>Ken Gardner made a shot with one second left.</i>			
2-15-69	78-77	Clemson, SC	NC State
<i>Trip Jones made a shot with five seconds left.</i>			
1-19-72	74-72	Clemson, SC	Furman
<i>Bud Martin hit two free throws with four seconds left.</i>			
12-5-73	81-80	West Lafayette, IN	Purdue
<i>Tim Capehart made two free throws with seven seconds left.</i>			
2-19-73	56-54	Charlottesville, VA	Virginia
<i>Clemson turned the ball over with five seconds left, Virginia called timeout. Mike Browning stole the inbound pass and scored on a layup with one second left.</i>			
12-28-1978	58-57	El Paso, TX	Texas Tech
<i>Derrick Johnson made a 20-foot shot with four seconds left.</i>			
12-30-1980	58-57	Honolulu, HI	Indiana
<i>Chris Dodds made a 9-foot shot from the right baseline with 10 seconds left.</i>			
1-24-1983	58-56	Clemson, SC	Georgia Tech
<i>Chris Michael made a 15-foot jumper from the left baseline with two seconds left.</i>			
2-11-1984	61-59	Columbia, SC	South Carolina
<i>Anthony Jenkins made a 19-foot shot from the top of the key with two seconds left.</i>			
1-30-1985	52-50	Clemson, SC	North Carolina
<i>Chris Michael made a 22-foot jumper from the right wing with three seconds left.</i>			
12-21-1985	65-64	Lubbock, TX	Texas Tech
<i>Larry Middleton made a 20-foot jumper from the left wing with four seconds left.</i>			
1-20-87	67-66	Atlanta, GA	Georgia Tech
<i>Michael Tait hit a right corner jumper with three seconds left.</i>			
2-4-1987	80-79	College Park, MD	Maryland
<i>Michael Brown made a three-point shot from the right wing with eight seconds left.</i>			
2-14-1987	94-90	Charlottesville, VA	Virginia
<i>Horace Grant made a three-point shot with two seconds left to give Clemson 93-90 lead. Michael Brown added a free throw for the four-point margin off a UVA technical foul.</i>			
2-21-1988	65-62	Clemson, SC	Virginia
<i>Elden Campbell scored on a contested layup from the right side and was fouled with one second left, he made the free throw.</i>			
12-6-1989	72-71	Greensboro, NC	Providence
<i>Dale Davis made a pair of free throws with 14 seconds left.</i>			
12-20-1990	71-70	Miami, FL	Coppin State
<i>Colby Brown tipped in the game-winning basket with 1 second left.</i>			
3-8-1996	75-73	Greensboro, NC	North Carolina
<i>Greg Buckner dunked off a pass from Harold Jamison with 0.6 seconds left.</i>			
12-30-1996	47-45	San Juan, PR	Missouri
<i>Terrell McIntyre made a three-point shot with 12 seconds left.</i>			
1-18-2003	78-77	Clemson, SC	Virginia
<i>Olu Babalola made two free throws with 5.7 seconds left.</i>			
12-4-2004	63-62	Columbia, SC	South Carolina
<i>Cheyenne Moore hit a three-point goal with 3.4 seconds left.</i>			

2012-13 MEN'S BASKETBALL GUIDE

Date	Score	Site	Opponent
3-1-2005	66-64	Clemson, SC	Virginia Tech
<i>Olu Babalola hit a three-point shot with 9.8 seconds left to tie the game at 64 and Sharrod Ford dunked at the buzzer off a Shawn Robinson steal and assist.</i>			
1-3-2007	68-66	Tallahassee, FL	Florida State
<i>James Mays inbounded to Vernon Hamilton, who found a streaking Cliff Hammonds, who hit a high-arching layup from the left side with 2.8 seconds left.</i>			
1-7-2007	75-74	Clemson, SC	Georgia Tech
<i>James Mays made a driving left-handed layup with 2.2 seconds left.</i>			
3-4-2007	75-74	Blacksburg, VA	Virginia Tech
<i>K.C. Rivers hit a driving bank shot with 18 seconds remaining.</i>			
3-2-2008	73-70	College Park, MD	Maryland
<i>Terrence Oglesby hit a three-pointer from the wing with 2.3 seconds left to cap a comeback win from a school-record 20-point second half deficit.</i>			
3-9-2008	70-69	Clemson, SC	Virginia Tech
<i>Demontez Stitt sank a pair of free throws with 3.8 seconds remaining.</i>			
11-29-2009	70-69	Anaheim, CA	Butler
<i>Demontez Stitt hit go-ahead free throws with 3.3 seconds left, and Trevor Booker blocked the ensuing three-point attempt.</i>			
2-25-2012	72-69	Clemson, SC	NC State
<i>Andre Young hit go-ahead three-pointer with 11.8 seconds left in overtime, and NC State's C.J. Leslie missed on the other end to tie at the buzzer.</i>			





# 2012-13 SERIES SCORES

**Arizona (0-2)**  
*at Clemson (0-0)*  
*at Arizona (0-1)*  
*at Littlejohn Coliseum (0-0)*  
*at Neutral Site (0-1)*

Year	Rank	Site	W/L	CU	Opp
1988-89	NR/1	N	L	68	94
2011-12		A	L	47	63

**Boston College (10-5)**  
*at Clemson (5-0)*  
*at Boston College (1-5)*  
*at Littlejohn Coliseum (5-0)*  
*at Neutral Site (4-0)*

Year	Rank	Site	W/L	CU	Opp
1975-76		N	W	80	60
1976-77	11/NR	N	W	128	76
2003-04		H	W	72	62
2004-05		A	L	70	79
2005-06	NR/18	A	L	61	67
2006-07	16/NR	H	W	74	54
2006-07		A	L	59	54
2007-08		H	W	78	56
2007-08		N	W	82	48
2008-09	11/NR	A	W	87	77
2009-10	21/NR	H	W	72	56
2009-10	21/NR	A	L	69	75
2010-11		H	W	77	69
2010-11		N	W	70	47
2011-12		A	L	57	59

**The Citadel (60-22)**  
*at Clemson (40-8)*  
*at The Citadel (20-14)*  
*at Littlejohn Coliseum (15-1)*  
*at Neutral Site (0-0)*

Year	Rank	Site	W/L	CU	Opp
1914-15		A	L	20	28
1920-21		A	L	26	28
1921-22		A	L	8	29
1921-22		H	W	20	19
1924-25		A	L	18	34
1924-25		H	L	21	25
1925-26		H	L	23	26
1925-26		H	L	23	26
1928-29		A	L	37	40
1928-29		H	W	^35	33
1929-30		H	W	^38	35
1931-32		H	W	19	12
1936-37		A	W	44	38
1937-38		A	L	26	28
1937-38		H	W	47	35
1938-39		A	L	38	42
1938-39		H	W	51	36
1939-40		A	W	38	27
1939-40		H	W	46	30
1940-41		A	W	62	48
1940-41		H	W	62	43
1941-42		A	W	39	38
1941-42		H	W	37	25
1942-43		A	L	35	49
1942-43		H	L	38	63
1944-45		A	W	52	43
1944-45		A	L	29	52
1944-45		H	L	^39	41
1944-45		H	W	^43	38
1945-46		A	W	63	46
1945-46		H	W	76	24
1946-47		H	W	60	40
1946-47		A	L	53	58
1947-48		H	L	50	52
1947-48		A	L	43	47
1948-49		H	W	65	39
1948-49		A	W	63	44
1949-50		H	W	63	38
1949-50		A	W	59	34
1950-51		H	W	69	43
1950-51		A	W	73	57
1951-52		H	W	89	59
1951-52		A	W	66	63
1952-53		A	W	64	58
1952-53		H	W	79	50
1953-54		A	W	76	52
1953-54		H	W	78	55
1955-56		A	W	86	70
1955-56		A	W	114	69
1956-57		A	L	66	71

1956-57		H	W	68	66
1957-58		H	L	57	60
1958-59		A	L	44	55
1960-61		H	W	78	68
1961-62		A	W	68	62
1962-63		H	W	93	56
1963-64		A	L	57	68
1964-65		H	W	90	75
1965-66		A	W	70	61
1966-67		H	W	102	85
1967-68		A	L	70	74
1968-69		H	L	72	73
1972-73		H	W	72	54
1973-74		H	W	^62	58
1974-75		H	W	106	75
1975-76		A	W	81	68
1977-78		H	W	99	65
1978-79		H	W	71	58
1978-79		A	L	56	58
1980-81	19/NR	H	W	82	58
1981-82		A	W	88	56
1982-83		H	W	63	56
1983-84		H	W	92	70
1988-89		H	W	96	82
1989-90		A	W	71	54
1990-91		H	W	91	77
1992-93		H	W	76	54
1993-94		H	W	76	64
1994-95		H	W	77	66
2000-01		H	W	84	76
2004-05		H	W	76	52
2010-11		H	W	69	54
2011-12		A	W	73	50

**Coastal Carolina (5-1)**  
*at Clemson (4-1)*  
*at Coastal Carolina (1-0)*  
*at Littlejohn Coliseum (4-1)*  
*at Neutral Site (0-0)*

Year	Rank	Site	W/L	CU	Opp
1987-88		H	W	76	57
1996-97	12/NR	H	W	70	47
2000-01		A	W	81	68
2001-02		H	W	83	54
2002-03		H	W	90	63
2011-12		H	L	59	60

**Duke (29-103)**  
*at Clemson (21-38)*  
*at Duke (4-57)*  
*at Littlejohn Coliseum (17-23)*  
*at Neutral Site (4-8)*

Year	Rank	Site	W/L	CU	Opp
1925-26		A	L	12	46
1930-31		N	L	27	31
1933-34		A	L	23	36
1936-37		H	L	25	33
1937-38		N	L	30	40
1938-39		A	L	33	39
1938-39		H	W	38	36
1939-40		A	L	49	54
1939-40		H	L	^37	39
1940-41		A	L	42	45
1945-46		H	L	29	42
1945-46		A	L	33	61
1947-48		A	L	47	80
1947-48		H	W	63	57
1954-55		A	L	54	115
1954-55		H	L	66	75
1955-56		A	L	63	97
1955-56	NR/6	H	L	80	109
1956-57		H	L	78	84
1956-57	NR/15	A	L	70	80
1957-58		A	L	66	79
1957-58	NR/13	N	L	57	73
1958-59		H	W	56	55
1958-59		A	L	41	45
1959-60		A	L	59	68
1959-60		H	L	41	50
1960-61	NR/8	H	L	58	75
1960-61	NR/5	A	L	59	79
1961-62	NR/6	A	L	66	89
1961-62	NR/10	H	L	96	104
1961-62	NR/8	N	W	77	72
1962-63	NR/2	H	L	67	92
1962-63	NR/6	A	L	67	78
1963-64	NR/3	A	L	52	75

1963-64	NR/9	H	L	75	81
1964-65	NR/6	H	L	79	80
1964-65	NR/10	A	L	81	106
1965-66		A	L	66	83
1965-66	NR/1	H	L	85	87
1966-67		A	L	61	85
1966-67	NR/14	H	W	73	68
1967-68		A	L	79	101
1967-68	NR/8	H	L	70	82
1967-68	NR/6	N	L	40	43
1968-69		A	L	70	96
1968-69		H	L	76	85
1969-70		H	L	88	92
1969-70		A	L	75	91
1970-71		H	L	56	82
1970-71		A	L	60	70
1971-72		A	L	69	71
1971-72		H	W	59	40
1972-73		A	L	73	75
1972-73		H	W	75	50
1973-74		A	L	50	63
1973-74		H	W	74	68
1974-75		A	L	72	75
1974-75	18/NR	H	W	100	66
1974-75	14/NR	N	W	78	76
1975-76		H	W	^102	96
1975-76		A	W	90	89
1976-77	17/NR	A	W	^80	73
1976-77	18/NR	H	W	67	63
1976-77	18/NR	N	W	82	74
1977-78		H	L	85	107
1977-78	NR/13	A	L	62	78
1977-78	NR/15	N	L	72	83
1978-79	NR/7	A	L	54	73
1978-79	NR/6	H	W	70	49
1979-80	18/1	H	W	^87	82
1979-80	12/17	A	L	^82	87
1980-81	19/NR	A	L	57	75
1980-81		H	W	^54	52
1981-82		H	L	44	50
1981-82		A	L	^^^72	73
1982-83		A	L	96	99
1982-83		H	W	93	86
1983-84		H	L	65	67
1983-84	NR/15	A	W	77	76
1984-85	NR/5	H	L	83	100
1984-85	NR/6	A	L	73	90
1985-86	NR/5	A	L	78	89
1985-86	NR/1	H	L	69	77
1986-87	10/12	H	L	^103	105
1986-87	13/17	A	L	59	65
1987-88	NR/5	A	L	63	101
1987-88	NR/9	H	W	79	77
1988-89	NR/8	A	L	62	92
1988-89	NR/9	H	W	79	74
1989-90	NR/5	A	L	80	94
1989-90	20/5	H	W	97	93
1990-91	NR/7	H	L	70	99
1990-91	NR/8	A	L	62	79
1991-92	NR/1	A	L	73	112
1991-92	NR/1	H	L	97	98
1992-93	NR/1	A	L	67	110
1992-93	NR/3	H	L	84	93
1993-94	NR/3	H	L	65	71
1993-94	NR/1	A	L	74	78
1993-94	NR/5	N	L	64	77
1994-95	NR/9	A	W	75	70
1994-95		H	W	51	44
1995-96	22/19	H	W	51	48
1995-96	24/NR	A	L	53	83
1996-97	5/10	H	W	^86	82
1996-97	8/6	A	L	77	84
1997-98	24/2	A	L	80	81
1997-98	NR/2	H	L	66	70
1997-98	NR/1	N	L	64	66
1998-99	NR/2	H	L	60	82
1998-99	NR/1	A	L	65	92
1999-00	NR/3	A	L	59	93
1999-00	NR/4	H	L	78	92
1999-00	NR/2	N	L	63	94
2000-01	NR/3	A	L	74	115
2000-01	NR/3	H	L	64	81
2001-02	NR/1	A	L	80	96
2001-02	NR/1	H	L	88	98
2002-03	NR/3	H	L	71	89
2002-03	NR/9	A	L	55	65
2003-04	NR/2	H	L	54	73

# 2012-13 SERIES SCORES

<b>OVERVIEW</b>
<b>PLAYERS</b>
<b>STAFF</b>
<b>TRADITION</b>
<b>REVIEW</b>
<b>RECORDS</b>

<b>Furman (97-51)</b>					
<i>at Clemson (55-21)</i>					
<i>at Furman (40-30)</i>					
<i>at Littlejohn Coliseum (28-1)</i>					
<i>at Neutral Site (2-0)</i>					
Year	Rank	Site	W/L	CU	Opp
1911-12	A	W	46	12	
1912-13	H	W	69	19	
1912-13	A	W	38	26	
1913-14	H	W	27	10	
1914-15	H	W	27	25	
1914-15	A	W	26	27	
1919-20	A	W	38	23	
1921-22	H	L	17	27	
1920-21	H	W	50	15	
1919-20	H	W	36	18	
1921-22	A	L	26	45	
1922-23	H	W	23	14	
1922-23	A	W	25	18	
1923-24	H	L	11	19	
1923-24	A	L	13	24	
1924-25	H	L	18	34	
1924-25	A	L	11	41	
1925-26	H	L	20	36	
1925-26	A	L	31	37	
1925-26	H	L	20	36	
1925-26	A	L	31	37	
1926-27	H	L	22	41	
1926-27	A	L	28	50	
1927-28	A	L	26	33	
1927-28	H	L	18	35	
1928-29	A	L	33	42	
1928-29	H	L	28	29	
1929-30	H	L	28	34	
1929-30	A	L	28	30	
1930-31	A	L	22	24	
1931-32	H	L	18	24	
1931-32	A	L	19	23	
1932-33	H	W	31	16	
1932-33	A	L	26	27	
1933-34	H	W	28	23	
1933-34	A	W	29	15	
1934-35	H	W	20	17	
1934-35	A	W	43	26	
1935-36	A	W	41	33	
1935-36	H	W	50	23	
1936-37	A	W	^40	34	
1936-37	H	L	25	29	
1937-38	H	W	46	15	
1937-38	A	W	43	35	
1938-39	H	W	43	31	
1938-39	A	W	41	28	
1939-40	H	W	68	36	
1939-40	A	L	37	38	
1940-41	H	W	43	32	
1940-41	A	W	56	36	
1941-42	H	L	39	40	
1941-42	A	L	42	56	
1944-45	H	W	29	22	
1944-45	A	W	34	31	
1945-46	H	W	44	36	
1945-46	A	L	39	49	
1946-47	A	L	53	65	
1946-47	H	L	45	50	
1947-48	H	W	77	52	
1947-48	A	W	63	61	
1948-49	A	L	45	48	
1948-49	H	W	70	53	
1949-50	A	L	^55	56	
1949-50	H	L	52	56	
1950-51	H	W	85	59	
1950-51	A	W	89	72	
1951-52	H	W	70	65	
1951-52	A	W	67	66	
1952-53	H	L	64	66	
1952-53	A	L	70	95	
1953-54	A	L	69	87	
1953-54	H	L	55	70	
1954-55	H	L	73	89	
1954-55	A	L	87	124	
1955-56	A	W	112	99	
1955-56	H	L	80	91	
1956-57	H	W	^80	77	
1956-57	A	W	91	79	
1957-58	A	L	^95	102	
1957-58	H	W	73	58	
1958-59	H	L	48	69	

1958-59	A	W	73	64	
1959-60	H	L	69	80	
1959-60	A	W	^87	85	
1960-61	H	W	57	53	
1960-61	A	L	61	70	
1961-62	A	L	63	89	
1961-62	H	W	86	63	
1961-62	A	W	97	88	
1962-63	A	W	66	64	
1962-63	H	W	74	73	
1963-64	A	W	74	68	
1963-64	H	L	58	66	
1964-65	H	W	80	66	
1964-65	A	L	61	74	
1965-66	H	W	107	72	
1965-66	A	W	98	86	
1966-67	A	W	83	66	
1966-67	A	W	69	68	
1966-67	A	W	82	67	
1967-68	A	W	78	53	
1967-68	H	L	68	70	
1967-68	A	L	64	66	
1968-69	H	W	91	70	
1968-69	A	W	95	82	
1969-70	A	W	81	80	
1969-70	H	W	93	67	
1970-71	H	W	67	54	
1970-71	A	L	61	77	
1971-72	H	W	74	72	
1972-73	A	L	69	83	
1972-73	A	L	59	70	
1973-74	A	W	75	67	
1973-74	H	W	58	54	
1974-75	H	W	82	69	
1975-76	A	W	^92	86	
1975-76	H	W	89	65	
1976-77	H	W	110	72	
1976-77	19/NR	A	W	94	86
1977-78	A	W	101	83	
1977-78	H	L	68	87	
1978-79	H	W	106	74	
1978-79	A	W	64	58	
1979-80	12/NR	H	W	85	67
1980-81	A	W	69	67	
1981-82	H	W	79	62	
1982-83	A	W	51	50	
1983-84	H	W	71	67	
1984-85	A	W	^55	53	
1985-86	H	W	75	57	
1986-87	12/NR	H	W	94	77
1987-88	H	W	76	65	
1988-89	A	W	79	64	
1989-90	H	W	85	74	
1990-91	H	W	68	66	
1991-92	H	W	87	83	
1992-93	A	W	82	59	
1992-93	H	W	80	72	
1993-94	H	W	85	70	
1994-95	H	W	69	63	
1995-96	H	W	79	61	
1996-97	12/NR	H	W	82	55
1997-98	17/NR	H	W	71	62
1998-99	16/NR	N	W	67	54
1999-00	N	W	74	70	
2006-07	H	W	67	58	
2007-08	H	W	91	46	
2009-10	24/NR	H	W	82	53
2011-12	H	W	59	49	

### Georgia Tech (61-59)

<i>at Clemson (39-16)</i>					
<i>at Georgia Tech (22-40)</i>					
<i>at Littlejohn Coliseum (32-8)</i>					
<i>at Neutral Site (0-3)</i>					
Year	Rank	Site	W/L	CU	Opp
1912-13	A	W	26	22	
1912-13	H	L	11	29	
1919-20	A	L	17	32	
1919-20	H	W	41	17	
1920-21	A	L	22	28	
1922-23	H	L	17	26	
1922-23	A	L	22	35	
1923-24	H	L	13	48	
1923-24	A	L	22	39	
1924-25	A	W	20	18	
1924-25	H	W	32	30	
1927-28	A	L	24	42	

1928-29	A	L	23	29	
1928-29	A	W	30	26	
1929-30	A	W	25	24	
1929-30	H	W	40	26	
1932-33	H	L	28	29	
1933-37	A	L	25	31	
1934-35	H	W	43	29	
1935-36	A	W	35	32	
1935-36	H	W	39	31	
1936-37	A	L	13	51	
1937-38	A	L	33	53	
1940-41	A	L	51	63	
1940-41	H	W	52	49	
1942-43	A	L	32	43	
1943-44	H	L	34	50	
1943-44	A	L	24	58	
1945-46	A	L	38	52	
1945-46	H	L	46	61	
1964-65	A	L	78	93	
1965-66	A	L	72	87	
1965-66	H	W	106	90	
1966-67	A	W	76	55	
1966-67	H	L	77	88	
1967-68	A	L	64	99	
1967-68	H	L	51	80	
1968-69	H	W	76	72	
1968-69	A	L	66	72	
1969-70	A	L	84	96	
1969-70	H	W	88	78	
1970-71	A	L	55	72	
1970-71	H	L	64	74	
1971-72	A	W	66	57	
1971-72	H	W	83	70	
1972-73	H	W	86	77	
1972-73	A	W	74	57	
1973-74	H	W	63	61	
1973-74	A	W	71	58	
1974-75	16/NR	A	W	85	69
1976-77	16/NR	H	W	98	69
1979-80	A	W	56	48	
1979-80	16/NR	H	W	76	52
1980-81	20/NR	A	W	65	54
1980-81	19/NR	H	W	72	48
1981-82	A	W	62	57	
1981-82	H	W	55	49	
1982-83	A	L	66	71	
1982-83	H	W	58	56	
1983-84	H	W	79	69	
1983-84	A	L	52	59	
1984-85	NR/8	A	W	90	81
1984-85	NR/16	H	L	59	64
1985-86	NR/5	H	L	71	83
1985-86	NR/4	A	L	63	74
1985-86	NR/6	N	L	61	79
1986-87	10/NR	A	W	67	66
1986-87	13/NR	H	W	88	77
1987-88	A	L	76	85	
1987-88	NR/13	H	W	^97	94
1988-89	NR/22	A	L	74	75
1988-89	NR/25	H	W	^81	79
1989-90	NR/13	H	W	91	90
1989-90	20/11	A	L	69	85
1990-91	NR/25	A	L	68	89
1990-91	NR/24	H	W	69	62
1991-92	NR/24	H	W	^95	78
1991-92	A	L	82	101	
1992-93	NR/22	A	W	83	80
1992-93	H	L	59	66	
1992-93	N	L	61	69	
1993-94	H	W	88	69	
1993-94	A	L	79	90	
1994-95	NR/21	A	L	50	80
1994-95	H	W	65	63	
1995-96	24/25	H	W	73	70
1995-96	NR/18	A	L	74	87
1996-97	7/NR	H	W	70	57
1996-97	12/NR	A	W	55	53
1997-98	A	L	52	70	
1997-98	H	W	76	62	
1998-99	A	L	62	66	
1998-99	H	W	92	64	
1999-00	H	W	70	58	
1999-00	A	L	69	85	
2000-01	H	L	108	111	
2000-01	A	L	64	85	
2000-01	A	W	83	76	
2001-02	H	L	50	74	



# 2012-13 SERIES SCORES

Year	Rank	Site	W/L	CU	Opp
1969-70	A	L	85	103	
1970-71	A	L	52	56	
1970-71	H	W	^51	45	
1971-72	NR/12	H	W	63	61
1971-72	NR/19	A	L	57	67
1971-72	NR/13	N	L	52	54
1972-73	NR/2	H	L	75	79
1972-73	NR/10	A	L	66	69
1972-73	NR/10	N	L	61	77
1973-74	NR/3	A	L	60	89
1973-74	NR/6	H	L	54	56
1974-75	NR/3	H	W	83	82
1974-75	11/2	A	L	64	70
1975-76	NR/2	A	W	82	77
1975-76	NR/4	H	L	89	98
1976-77	NR/13	H	W	93	71
1976-77	15/NR	A	L	78	84
1977-78		A	L	75	90
1977-78		H	L	75	80
1978-79	NR/19	H	L	63	77
1978-79	NR/19	A	L	69	77
1978-79		N	L	67	75
1979-80	17/NR	A	L	83	84
1979-80	16/7	H	W	90	81
1979-80	17/7	N	L	85	91
1980-81	19/10	H	L	^62	68
1980-81	NR/19	A	L	70	72
1981-82		A	L	57	62
1981-82		H	W	75	66
1982-83		H	L	61	80
1982-83		A	L	88	92
1983-84	NR/7	A	L	72	85
1983-84	NR/17	H	L	^^^65	66
1984-85		A	L	84	94
1984-85	NR/10	H	W	71	64
1985-86		A	L	69	78
1985-86		H	W	70	60
1986-87	12/NR	H	W	72	64
1986-87	12/NR	A	W	80	79
1987-88		A	L	53	68
1987-88		H	L	66	70
1988-89		H	W	75	58
1988-89		A	L	87	98
1989-90		H	W	82	77
1989-90		A	W	75	73
1990-91		A	L	65	81
1990-91		H	W	73	69
1991-92		A	L	71	84
1991-92		H	W	82	70
1991-92		N	L	75	81
1992-93		H	W	82	72
1992-93		A	W	81	73
1993-94		A	L	53	73
1993-94	NR/18	H	W	73	67
1994-95	NR/8	H	L	51	56
1994-95	NR/7	A	L	68	84
1995-96	18/NR	A	L	60	65
1995-96		H	W	68	61
1996-97	3/11	A	W	67	63
1996-97	10/7	H	W	80	68
1996-97	13/22	N	L	61	76
1997-98		H	W	^78	65
1997-98		A	L	69	74
1998-99	NR/4	H	L	^79	81
1998-99	NR/5	A	L	60	77
1999-00	NR/24	A	L	62	74
1999-00	NR/19	H	L	63	76
2000-01		H	L	92	104
2000-01	NR/9	A	L	54	69
2001-02	NR/3	A	L	90	99
2001-02		H	L	68	84
2002-03	NR/12	H	L	47	52
2002-03	NR/14	A	L	52	91
2003-04		H	L	52	65
2003-04		A	L	49	70
2004-05	NR/22	H	W	88	73
2004-05		A	W	97	93
2004-05		N	W	84	72
2005-06		H	W	89	77
2006-07	14/25	A	L	87	92
2006-07		H	L	66	82
2007-08		A	W	73	70
2008-09	13/NR	H	W	93	64
2009-10	21/NR	H	W	62	53
2009-10		A	L	79	88
2010-11		A	L	77	79
2011-12		H	L	62	64

Miami (FL) (11-7)					
at Clemson (5-1)					
at Miami (3-4)					
at Littlejohn Coliseum (5-1)					
at Neutral Site (3-2)					
Year	Rank	Site	W/L	CU	Opp
1955-56		N	W	98	96
1958-59		N	W	66	61
1966-67		N	W	^73	64
1994-95		H	W	75	55
1995-96		A	W	^66	52
2001-02		N	L	65	67
2004-05		A	L	65	69
2004-05		H	L	77	83
2005-06		A	L	38	62
2005-06		N	L	63	66
2006-07		H	W	74	70
2007-08	25/NR	A	L	72	75
2007-08		H	W	79	69
2008-09	25/NR	A	W	91	72
2009-10		H	W	74	66
2010-11		H	W	79	72
2010-11		A	W	63	59
2011-12		A	L	73	76

North Carolina (20-126)					
at Clemson (16-36)					
at North Carolina (0-56)					
at Littlejohn Coliseum (13-27)					
at Neutral Site (4-34)					
Year	Rank	Site	W/L	CU	Opp
1925-26		A	L	24	48
1933-34		A	L	26	38
1935-36		A	L	23	24
1935-36		H	L	^34	35
1937-38		A	L	34	44
1938-39		N	W	44	43
1939-40		H	L	^31	39
1939-40		A	L	30	47
1939-40		N	L	41	50
1940-41		A	L	53	76
1941-42		H	L	34	54
1942-43		A	L	32	52
1951-52		A	L	59	65
1951-52		H	W	77	69
1952-53		A	L	56	82
1952-53		H	L	80	91
1953-54		A	L	48	85
1953-54		H	L	56	72
1954-55		A	L	66	99
1954-55		H	L	87	95
1955-56		A	L	58	73
1955-56	NR/9	H	L	^99	103
1956-57		N	L	75	94
1956-57	NR/2	A	L	54	86
1956-57	NR/13	N	L	61	81
1957-58		A	L	55	79
1957-58	NR/6	H	L	81	90
1957-58	NR/13	N	L	51	62
1958-59		A	L	67	83
1958-59	NR/2	N	L	46	60
1958-59	NR/5	N	L	69	93
1959-60	NR/11	H	L	54	73
1959-60	NR/19	N	L	80	85
1960-61	NR/5	A	L	46	77
1960-61	NR/7	N	L	55	61
1961-62		H	L	52	54
1961-62		N	L	59	69
1962-63		A	L	48	64
1962-63		N	L	63	79
1963-64		H	W	^66	64
1963-64		N	W	^97	90
1964-65		A	L	59	77
1964-65		N	L	84	86
1965-66		H	W	84	74
1965-66		N	L	66	70
1966-67		A	L	65	76
1966-67	NR/4	N	W	92	88
1967-68	NR/3	H	L	83	115
1967-68	NR/3	N	L	74	96
1968-69	NR/2	A	L	69	90
1968-69	NR/2	N	L	81	107
1968-69	NR/4	N	L	70	94
1969-70	NR/7	H	L	91	96
1969-70	NR/10	N	L	66	110
1970-71	NR/15	A	L	72	92
1970-71	NR/11	N	L	48	86

Year	Rank	Site	W/L	CU	Opp
1970-71	NR/13	N	L	41	76
1971-72	NR/3	H	L	61	81
1971-72	NR/3	N	L	50	73
1972-73	NR/7	A	L	58	92
1972-73	NR/6	N	L	69	84
1973-74	NR/5	H	L	90	102
1973-74	NR/4	A	L	60	61
1974-75	NR/15	A	L	72	74
1974-75	NR/10	H	W	80	72
1974-75	14/12	N	L	^71	76
1975-76	NR/6	H	L	64	83
1975-76	NR/4	A	L	64	79
1975-76	NR/4	N	L	74	82
1976-77	16/6	N	L	63	91
1976-77	19/4	H	W	93	73
1977-78	NR/2	H	L	^77	79
1977-78	NR/3	A	L	64	98
1978-79	NR/3	N	L	68	90
1978-79	NR/2	H	W	66	61
1979-80	NR/6	H	W	93	76
1979-80	12/13	A	L	70	73
1980-81	NR/12	H	L	47	61
1980-81	NR/13	A	L	61	75
1981-82	NR/2	A	L	72	77
1981-82	NR/2	H	L	49	55
1982-83	NR/1	H	L	81	84
1982-83	NR/11	A	L	80	93
1982-83	NR/5	N	L	79	105
1983-84	NR/1	A	L	75	97
1983-84	NR/1	H	L	71	82
1983-84	NR/1	N	L	66	78
1984-85	NR/11	H	W	52	50
1984-85	NR/13	A	L	50	84
1985-86	NR/1	A	L	67	85
1985-86	NR/1	H	L	64	79
1986-87	14/1	H	L	99	108
1986-87	10/3	A	L	80	96
1987-88	NR/8	H	L	64	88
1987-88	NR/9	A	L	52	88
1988-89	NR/8	H	W	85	82
1988-89	NR/5	A	L	86	100
1989-90		A	L	60	83
1989-90	23/NR	H	W	69	61
1990-91	NR/9	H	L	77	90
1990-91	NR/6	A	L	57	73
1990-91	NR/7	N	L	59	67
1991-92	NR/8	A	L	69	103
1991-92	NR/4	H	L	72	80
1992-93	NR/5	H	L	72	82
1992-93	NR/3	A			

# 2012-13 SERIES SCORES

OVERVIEW	1978-79	NR/20	H	W	85	72	1922-23	H	W	35	13	1920-21	H	W	44	16	1963-64	H	W	63	50		
	1978-79		A	L	58	83	1923-24	A	L	22	39	1920-21	A	W	24	10	1964-65	H	W	94	87		
PLAYERS	1979-80	16/NR	A	L	67	80	1923-24	A	L	22	39	1922-23	H	W	27	19	1964-65	A	W	72	67		
	1979-80	10/20	H	W	78	70	1923-24	H	L	17	20	1923-24	H	L	16	30	1965-66	A	L	48	57		
STAFF	1980-81		H	W	76	68	1924-25	H	L	22	24	1924-25	A	L	18	35	1965-66	H	W	86	82		
	1980-81		A	W	82	76	1925-26	H	W	34	29	1925-26	A	W	38	35	1965-66	N	L	52	60		
TRADITION	1981-82		A	L	59	75	1925-26	H	L	18	21	1925-26	H	L	20	36	1966-67	A	W	80	68		
	1981-82		H	W	65	54	1925-26	H	W	34	29	1926-27	A	L	26	33	1966-67	H	W	73	57		
REVIEW	1982-83		H	L	70	76	1925-26	H	L	18	21	1926-27	A	L	11	37	1967-68	H	L	71	93		
	1982-83		A	L	83	90	1926-27	H	L	16	24	1926-27	H	L	23	48	1967-68	A	L	74	89		
RECORDS	1983-84	NR/12	H	W	63	61	1926-27	A	L	38	39	1927-28	H	W	38	33	1968-69	A	L	62	77		
	1983-84		A	L	59	69	1928-29	A	W	32	26	1927-28	A	W	^48	46	1968-69	H	L	79	106		
	1984-85		H	L	68	71	1928-29	H	W	38	17	1928-29	A	L	^24	27	1969-70	NR/3	H	L	76	97	
	1984-85	NR/15	A	L	57	69	1929-30	A	W	42	27	1928-29	A	W	17	12	1969-70	NR/2	A	L	52	99	
	1984-85		N	L	63	70	1929-30	H	W	37	12	1929-30	H	W	47	24	1969-70	NR/3	N	L	33	34	
	1985-86	NR/19	A	L	57	60	1930-31	A	W	36	32	1931-32	A	W	^24	22	1970-71	NR/2	A	L	53	81	
	1985-86		H	L	^69	73	1930-31	A	W	42	24	1931-32	A	L	23	31	1970-71	NR/7	H	L	44	47	
	1986-87	20/18	H	W	73	69	1931-32	H	W	27	19	1931-32	H	W	31	22	1971-72	NR/8	H	L	58	62	
	1986-87	12/NR	A	W	78	75	1931-32	A	W	43	23	1931-32	H	L	22	24	1971-72	NR/8	A	L	64	77	
	1987-88		A	L	61	70	1932-33	A	W	38	25	1932-33	A	L	26	47	1977-78		A	L	66	72	
	1987-88		H	L	63	88	1932-33	A	W	55	6	1932-33	H	L	20	28	1977-78		H	W	79	58	
	1987-88		N	L	72	79	1933-34	H	W	43	21	1933-34	H	L	15	41	1978-79		A	W	70	65	
	1988-89	NR/16	H	L	65	73	1934-35	H	W	39	23	1933-34	A	L	17	42	1978-79		H	W	74	64	
	1988-89	NR/19	A	L	75	90	1935-36	H	W	46	27	1933-34	A	L	18	41	1979-80		H	W	93	73	
	1989-90	NR/18	A	L	77	79	1936-37	A	L	27	30	1934-35	A	L	30	38	1979-80	16/NR	A	W	61	60	
	1989-90		H	W	89	81	1937-38	A	W	41	26	1934-35	H	W	22	16	1980-81		A	W	82	69	
	1990-91		A	L	70	74	1937-38	H	W	39	29	1935-36	H	W	31	30	1980-81		H	W	115	91	
	1990-91		H	L	62	72	1938-39	A	W	51	43	1935-36	A	W	43	30	1981-82		H	W	67	65	
	1991-92		H	L	75	78	1940-41	H	L	48	59	1936-37	A	L	^30	32	1981-82		A	L	86	94	
	1991-92		A	L	61	63	1941-42	A	L	29	53	1936-37	H	W	31	29	1982-83		A	L	77	94	
	1992-93		A	L	70	72	1942-43	A	W	48	44	1937-38	A	W	54	38	1982-83		H	W	86	81	
	1992-93		H	W	92	82	1942-43	H	L	44	49	1937-38	H	W	58	39	1983-84		H	W	72	71	
	1993-94		H	W	95	73	1943-44	A	L	33	55	1938-39	A	W	38	16	1983-84		A	W	61	59	
	1993-94		A	W	82	63	1943-44	H	W	43	41	1938-39	H	W	43	16	1984-85		A	L	66	71	
	1993-94		N	W	76	63	1944-45	A	W	44	36	1939-40	A	W	37	32	1984-85		H	W	98	81	
	1994-95		A	W	60	55	1944-45	H	W	58	34	1939-40	H	W	56	25	1985-86		H	W	^73	66	
	1994-95		H	W	62	45	1945-46	A	W	56	18	1940-41	A	L	31	50	1985-86		A	L	64	65	
	1995-96	18/NR	H	L	61	64	1945-46	H	W	56	46	1940-41	H	L	39	40	1986-87	12/NR	A	W	71	65	
	1995-96		A	W	80	76	1946-47	H	W	58	42	1941-42	A	L	35	62	1986-87		H	W	74	52	
	1996-97	3/NR	H	W	51	42	1946-47	A	W	54	53	1941-42	H	L	24	38	1987-88		H	W	69	65	
	1996-97	7/NR	A	L	54	58	1947-48	H	W	82	40	1942-43	A	L	30	48	1987-88		A	L	63	75	
	1997-98		H	L	^80	82	1947-48	A	W	64	43	1942-43	H	L	40	42	1988-89		A	L	70	90	
	1997-98		A	W	77	72	1948-49	H	W	79	29	1943-44	H	L	37	66	1988-89		H	W	78	65	
	1998-99	21/NR	H	W	80	72	1948-49	A	W	65	41	1943-44	A	L	31	57	1989-90	17/NR	H	W	83	65	
	1998-99		A	L	71	84	1949-50	H	W	55	53	1944-45	H	L	34	58	1989-90		A	L	53	54	
	1999-00	NR/21	H	W	59	42	1949-50	A	W	74	51	1944-45	A	L	38	76	1990-91		A	L	53	58	
	1999-00		A	W	66	63	1950-51	A	L	76	78	1944-45	N	L	24	55	1991-92		H	W	55	52	
	2000-01		H	W	72	69	1950-51	H	W	70	69	1945-46	H	W	47	42	1992-93		A	W	^89	84	
	2000-01		A	L	51	85	1951-52	H	W	85	72	1945-46	A	L	41	51	1993-94		H	L	88	91	
	2001-02		H	L	79	80	1951-52	A	W	^78	76	1946-47	A	L	39	73	1994-95		A	W	83	59	
	2001-02	NR/24	A	L	54	83	1952-53	H	W	77	64	1946-47	H	L	55	73	1995-96		H	W	72	58	
	2002-03		A	L	56	78	1952-53	A	W	82	64	1947-48	H	L	54	73	1996-97	8/NR	A	W	58	39	
	2002-03		H	L	60	63	1953-54	A	L	61	92	1947-48	A	L	57	59	1997-98	25/6	H	W	62	57	
	2003-04		A	L	69	86	1953-54	H	W	72	56	1948-49	H	L	48	51	1998-99		A	W	70	66	
	2003-04	NR/13	H	W	60	55	1954-55	H	L	75	81	1948-49	A	L	49	82	1999-00		H	W	61	58	
	2004-05		H	L	70	80	1954-55	A	L	56	92	1949-50	H	L	56	66	2000-01		A	L	64	76	
	2005-06	NR/14	H	L	^85	94	1972-73	H	W	89	68	1949-50	A	L	40	43	2001-02		H	L	59	81	
	2006-07	14/NR	A	W	87	76	1975-76	H	W	103	64	1950-51	H	L	61	76	2002-03		A	L	59	76	
	2007-08	25/NR	H	W	70	54	1982-83	H	W	95	69	1950-51	A	W	78	72	2003-04		H	L	61	76	
	2007-08		A	W	71	64	2007-08	22/NR	H	W	74	57	1951-52	A	L	65	71	2004-05		A	W	^63	62
	2008-09	11/NR	H	W	63	51	2008-09	H	W	79	58	1951-52	H	W	78	64	2005-06		H	W	82	63	
	2009-10	19/NR	A	W	73	70	2009-10	H	W	84	41	1952-53	A	W	74	63	2006-07		A	W	74	53	
	2009-10		N	L	57	59						1952-53	H	L	67	71	2007-08	18/NR	H	W	85	74	
	2010-11		H	W	60	50						1953-54	A	L	57	65	2008-09	16/NR	A	W	98	87	
	2010-11		A	L	61	69						1953-54	H	L	61	64							



# 2012-13 SERIES SCORES

OVERVIEW  
PLAYERS  
STAFF  
TRADITION  
REVIEW  
RECORDS

**UTEP (Texas-El Paso) (1-4)**  
at Clemson (0-0)  
at UTEP (1-3)  
at Littlejohn Coliseum (0-0)  
at Neutral Site (0-1)

Year	Rank	Site	W/L	CU	Opp
1969-70		A	L	82	90
1978-79		A	W	68	57
1982-83		A	L	59	69
2011-12		N	L	48	61

**Virginia (52-67)**  
at Clemson (34-21)  
at Virginia (17-40)  
at Littlejohn Coliseum (23-18)  
at Neutral Site (1-6)

Year	Rank	Site	W/L	CU	Opp
1935-36		A	W	45	34
1954-55		H	L	94	100
1954-55		A	L	68	106
1955-56		H	W	75	73
1955-56		A	L	85	96
1956-57		H	W	^84	81
1956-57		A	L	71	85
1957-58		H	L	^85	88
1957-58		A	L	59	74
1958-59		H	W	70	63
1958-59		A	L	61	69
1959-60		H	W	74	56
1959-60		A	W	59	58
1960-61		H	W	89	81
1960-61		A	W	85	63
1961-62		H	W	^70	68
1961-62		A	W	72	71
1962-63		H	W	86	64
1962-63		A	W	52	50
1963-64		A	W	53	52
1963-64		H	W	90	73
1964-65		H	W	99	72
1964-65		A	L	67	69
1965-66		H	W	70	69
1965-66		A	L	61	63
1966-67		A	W	^102	88
1966-67		H	L	71	73
1967-68		H	L	92	95
1967-68		A	L	73	81
1968-69		A	L	75	82
1968-69		H	W	92	90
1969-70		H	W	104	87
1969-70		A	L	79	94
1970-71		A	L	56	66
1970-71	NR/15	H	W	45	44
1971-72	NR/8	H	L	58	62
1971-72	NR/6	A	L	60	62
1972-73		H	W	64	63
1972-73		A	W	^56	54
1973-74		H	W	61	51
1973-74		A	L	68	81
1973-74		N	L	63	68
1974-75		H	W	86	68
1974-75		A	W	74	64
1975-76		H	L	62	69
1975-76		A	L	77	90
1976-77		A	W	63	54
1976-77	18/NR	H	L	65	71
1976-77	18/NR	N	L	60	72
1977-78	NR/13	H	W	^79	70
1977-78	NR/17	A	W	63	55
1978-79		A	L	54	61
1978-79		H	L	68	72
1979-80	17/12	H	W	88	68
1979-80	10/NR	A	L	87	89
1979-80	17/NR	N	W	57	49
1980-81	19/2	H	L	59	74
1980-81	NR/1	A	L	58	73
1981-82	NR/3	A	L	68	89
1981-82	NR/1	H	L	54	56
1981-82	NR/3	N	L	54	56
1982-83	NR/7	A	L	87	105
1982-83	NR/3	H	L	^83	85
1983-84		A	W	70	62
1983-84		H	L	73	74
1983-84		A	L	70	77
1984-85		H	W	82	62
1984-85		A	L	66	69
1985-86		H	L	81	83
1985-86		A	L	69	82

1986-87	14/NR	H	W	89	83
1986-87	12/NR	A	W	^94	90
1987-88		A	L	75	77
1987-88		H	W	65	62
1988-89		H	W	88	70
1988-89		A	L	93	85
1988-89		N	L	73	90
1989-90		A	W	76	70
1989-90		H	W	74	63
1989-90	17/NR	N	L	66	69
1990-91	NR/13	H	L	78	82
1990-91		A	L	47	57
1991-92		H	W	51	48
1991-92		A	L	49	69
1992-93	NR/14	A	L	82	100
1992-93	NR/24	H	L	78	83
1993-94		H	L	57	64
1993-94		A	L	44	52
1994-95	18/NR	A	L	37	61
1994-95	NR/17	H	L	44	62
1995-96	16/NR	H	W	89	79
1995-96		A	L	51	62
1996-97	12/25	A	W	62	52
1996-97	7/NR	H	W	71	65
1997-98	25/NR	H	W	69	52
1997-98		A	L	^74	78
1998-99	25/NR	A	L	58	65
1998-99		H	W	88	65
1999-00		H	L	91	98
1999-00		A	L	62	76
2000-01	NR/13	H	L	76	104
2000-01	NR/7	A	L	65	84
2001-02	NR/7	H	W	68	52
2001-02	NR/10	A	L	71	85
2002-03		H	W	78	77
2002-03		A	W	73	64
2003-04		A	L	50	61
2003-04		H	L	55	58
2003-04		N	L	^79	83
2004-05		A	L	79	81
2005-06		A	L	58	64
2005-06		H	W	90	64
2006-07	17/NR	H	L	63	64
2007-08		A	W	82	51
2008-09	11/NR	A	L	^81	85
2008-09	18/NR	H	W	75	57
2009-10		H	W	72	49
2010-11		A	L	47	49
2011-12	NR/16	A	L	61	65
2011-12	NR/22	H	W	60	48

**Virginia Tech (12-14)**  
at Clemson (6-5)  
at Virginia Tech (5-7)  
at Littlejohn Coliseum (6-2)  
at Neutral Site (0-0)

Year	Rank	Site	W/L	CU	Opp
1924-25		H	L	13	27
1935-36		A	W	46	32
1965-66		A	L	62	72
1965-66		H	L	87	90
1966-67		A	W	70	68
1967-68		H	L	78	101
1968-69		A	L	75	86
1969-70		H	W	87	79
1970-71		A	L	66	76
1970-71		H	W	56	53
1971-72		H	W	85	73
1971-72		A	L	44	48
1994-95		A	L	54	62
2004-05		A	L	57	59
2004-05		H	W	66	64
2005-06		H	L	^74	75
2005-06		A	W	86	81
2006-07	NR/21	A	W	75	74
2007-08		H	W	70	69
2008-09	11/NR	A	W	86	82
2008-09	12/NR	H	L	77	80
2009-10		A	L	59	70
2010-11		H	W	69	60
2011-12		A	L	65	67
2011-12		H	W	58	56
2011-12		N	L	63	68

**Wake Forest (55-98)**  
at Clemson (37-36)  
at Wake Forest (13-52)  
at Littlejohn Coliseum (23-19)  
at Neutral Site (5-10)

Year	Rank	Site	W/L	CU	Opp
1925-26		A	L	34	40
1936-37		H	L	36	53
1936-37		H	L	27	29
1937-38		A	W	42	33
1937-38		H	W	46	40
1938-39		H	L	38	39
1938-39		A	L	38	44
1938-39		N	W	30	28
1939-40		H	W	30	28
1939-40		A	L	39	53
1940-41		A	L	35	42
1940-41		H	W	54	53
1941-42		A	L	40	58
1941-42		H	L	37	52
1942-43		H	L	56	71
1946-47		H	L	43	58
1946-47		A	L	51	67
1947-48		A	L	48	68
1947-48		H	L	59	66
1948-49		A	L	50	58
1948-49		H	W	59	57
1949-50		H	L	58	66
1949-50		A	L	52	65
1950-51		A	L	^72	73
1950-51		H	W	57	47
1951-52		A	W	68	63
1951-52		H	W	^85	84
1952-53		H	L	66	93
1952-53		A	L	56	87
1953-54		H	L	69	101
1953-54		A	L	57	98
1954-55		A	L	65	120
1954-55		H	L	79	100
1955-56		N	L	79	98
1955-56		H	L	103	104
1955-56		A	L	87	108
1956-57	NR/13	A	L	70	81
1956-57	NR/10	H	L	72	93
1957-58		A	W	81	72
1957-58		H	W	86	76
1958-59		A	L	47	57
1958-59		H	W	58	51
1959-60	NR/12	A	L	62	77
1959-60		H	L	64	83
1959-60	NR/18	N	L	59	74
1960-61		A	L	59	81
1960-61		H	L	65	86
1961-62		A	L	54	81
1961-62		H	L	82	83
1961-62	NR/16	N	L	66	77
1962-63		A	L	62	80
1962-63		H	W	71	70
1963-64		A	W	87	61
1963-64		H	L	73	75
1963-64		N	L	64	86
1964-65		A	L	75	82
1964-65		H	W	84	65
1965-66		A	W	72	71
1965-66		H	W	104	89
1966-67		A	L	80	90
1966-67		H	W	70	68
1966-67		N	L	^61	63
1967-68		H	W	70	67
1967-68		A	W	78	66
1968-69		A	L	84	100
1968-69		H	L	^104	112
1969-70		A	L	71	97
1969-70		H	W	105	95
1970-71		A	L	57	74
1970-71		H	L	54	64
1971-72		A	L	51	59
1971-72		H	L	63	70
1972-73		H	W	86	61
1972-73		A	L	55	58
1973-74		A	L	65	74
1973-74		H	W	74	73
1974-75		H	W	80	77
1974-75	18/NR	A	W	71	54
1975-76	NR/5	A	W	86	81
1975-76		H	L	77	84
1975-76		N	W	76	63

1976-77	17/7	H	L	82	84
1976-77	15/4	A	W	70	66
1977-78		N	L	^90	91
1977-78	NR/14	H	W	91	81
1978-79		H	W	^81	66
1978-79		N	W	85	74
1979-80	18/NR	A	L	83	86
1979-80	16/NR	H	W	86	69
1980-81	20/6	A	L	71	73
1980-81	NR/11	H	W	81	71
1980-81	NR/11	N	L	71	80
1981-82		H	L	54	68
1981-82	NR/16	A	L	76	94
1982-83		A	L	76	89
1982-83		H	L	82	86
1983-84	NR/15	H	L		

# LAST TIME IT HAPPENED

## BY A TEAM

### Three 20-Point Scorers, Same Game

**By Clemson** - Vernon Hamilton 24, Akin Akingbala 22, Shawan Robinson 22 vs. Georgia Tech at Littlejohn Coliseum on Mar. 4, 2006 (Clemson 95, Georgia Tech 82).

**By Opponent** - Carlos Boozer (25), Shane Battier (21), and Nate James (21) for Duke at Cameron Indoor Stadium on Jan. 7, 2001 (Duke 115, Clemson 74).

### Six Double-Figure Scorers, Same Game

**By Clemson** - Tanner Smith 17, Demontez Stitt 16, Andre Young 13, Trevor Booker 12, David Potter 11, Bryan Narcisse 10 vs. Long Beach State in the 76 Classic in Anaheim, CA on Nov. 27, 2009 (Clemson 87, Long Beach State 79).

**By Opponent** - Dahntay Jones 10, Mike Dunleavy 15, Carlos Boozer 23, Chris Duhon 13, Jason Williams 19, and Daniel Ewing 14 for Duke on Dec. 2, 2001 (Duke 96, Clemson 80).

### Seven Double-Figure Scorers, Same Game

**By Clemson** - Devin Gray 17, Steve Harris 15, Corey Wallace 15, David Young 15, Sharone Wright 14, Andre Bovain 12, Chris Whitney 11 vs. Morehead State at Littlejohn Coliseum on Nov. 30, 1991 (Clemson 114, Morehead State 69).

**By Opponent** - Cornel Parker 20, Junior Burrough 15, Ted Jeffries 14, Corey Alexander 13, Jason Williford 12, Doug Smith 11, Yuri Barnes 11 of Virginia at Charlottesville on Jan. 13, 1993 (Virginia 100, Clemson 82).

### Scored 100 Points

**By Clemson** - Scored 103 points vs. Western Carolina on Dec. 23, 2006 to improve Clemson's record to 12-0. The Tigers hit a Littlejohn Coliseum record 15 three-point baskets (Clemson 103, Western Carolina 60).

**By Opponent** - 103 by Wake Forest at Clemson on Jan. 8, 2005 (Wake Forest 103, Clemson 68).

### Scored 100 Points Away from Home

**By Clemson** - Scored 101 points vs. Puerto Rico-Mayaguez in a first round game of the 2005 San Juan Shootout. The Tigers hit a school-record 16 three-pointers in the victory (Clemson 101, PR-Mayaguez 60).

**By Opponent** - 115 by Wake Forest at Clemson on Feb. 13, 2002 (Clemson 118, Wake Forest 115 2OT).

### Scored 100 Points, Yet Lost Game

**By Clemson** - Scored 108 points in 111-108 loss to Georgia Tech at Clemson on Jan. 24, 2001.

**By Opponent** - Wake Forest scored 115 in a 118-115 Clemson win at Clemson on Feb. 13, 2002 (2OT).

### Scored 110 Points

**By Clemson** - Scored 118 vs. Wake Forest at Littlejohn Coliseum on Feb. 13, 2002 (2OT).

**By Opponent** - 115 by Wake Forest at Clemson on Feb. 13, 2002 (Clemson 118, Wake Forest 115 2OT).

### Scored 120 Points

**By Clemson** - Scored 120 vs. Charleston Southern at North Charleston Coliseum on Dec. 1, 1993 (Clemson 120, Charleston Southern 103).

**By Opponent** - Scored 122 by Florida State at Tallahassee, FL on Jan. 22, 1970 (Florida State 122, Clemson 80).



AKIN  
AKINGBALA

### 50-Point Victory

**By Clemson** - +53 in a 93-40 win over Wofford at Littlejohn Coliseum on Nov. 19, 2008.

**By Opponent** - +55 by Wake Forest in a 120-65 contest in Winston-Salem, NC on Feb. 10, 1955.

### Made 50 Field Goals

**By Clemson** - 50 (79 attempts) vs. Bowling Green at Littlejohn Coliseum on Nov. 27, 1981 (Clemson 109, Bowling Green 91).

**By Opponent** - 50 (105 attempts) by Florida State at Tallahassee, FL on Jan. 22, 1970 (Florida State 122, Clemson 80).

### Shot 65 Percent From the Field

**By Clemson** - Clemson made 69.2 percent of its field goal attempts (27-39) against Georgia Tech on Jan. 12, 2011 at Littlejohn Coliseum (Clemson 87, Georgia Tech 62).

**By Opponent** - 68.3 percent (28-41) by Gonzaga in championship game of the Top of the World Classic in Fairbanks, AK. It was the top FG percentage by a Clemson opponent in the Rick Barnes era (Gonzaga 84, Clemson 71).

### Shot 90 Percent From the Foul Line (Min. 15 Attempts)

**By Clemson** - 90.0 percent (18-20) vs. North Carolina at Clemson on Jan. 13, 2010 (Clemson 83, North Carolina 64).

**By Opponent** - 92.9 percent (13-14) by Miami (FL) in Coral Gables, FL on Jan. 18, 2012 (Miami 76, Clemson 73).

### A +30 Rebound Margin

**By Clemson** - +30 (52-22) vs. Wagner at Littlejohn Coliseum on Dec. 10, 1988 (Clemson, 79, Wagner 36).

**By Opponent** - +34 (74-40) by Florida State at Tallahassee, FL, on Jan. 22, 1970. (FSU 122, Clemson 80).

### A Team Handed Out 30 Assists

**By Clemson** - 30 vs. Coppin State at Littlejohn Coliseum


on Nov. 21, 2005 (Clemson 102, Coppin State 71).

**By Opponent** - 35 by Georgia Tech at Alexander Memorial Coliseum on Feb. 1, 1968 (Georgia Tech 99, Clemson 64).

### Team Attempted 50 Free Throws

**By Clemson** - 52 (made 32) vs. Georgia State at Littlejohn Coliseum on Jan. 15, 1990 (Clemson 117, Georgia State 59).

**By Opponent** - 59 (made 41) by North Carolina vs. Clemson in Chapel Hill, NC on Jan. 28, 1998. FT attempt total was a record including two ACC teams. Clemson ended the game with four players on the court (North Carolina 88, Clemson 79).




DAVID  
YOUNG





# LAST TIME IT HAPPENED



EDWARD  
SCOTT

## Team Made 35 Free Throws

**By Clemson** - 38 (attempted 45) vs. Mercer at Littlejohn Coliseum on Dec. 30, 1993 (Clemson 87, Mercer 69).

**By Opponent** - 38 (attempted 46) by Virginia Tech in Blacksburg, VA on Feb. 6, 2010 (Virginia Tech 70, Clemson 59).

## BY INDIVIDUAL PLAYERS

### Scored 30 Points

**By Clemson** - 31 by Trevor Booker vs. Western Carolina at Littlejohn Coliseum on Dec. 22, 2009. Booker made 11-13 field goals and 8-17 free throws (Clemson 79, Western Carolina 57).

**By Opponents** - 40 by Harrison Barnes of North Carolina on 12-17 field goals (6-8 on three-pointers, 10-11 on free throws) against Clemson in the semifinals of the ACC Tournament at Greensboro Coliseum on Mar. 12, 2011 (North Carolina 92, Clemson 87 in OT).

### Scored 35 Points

**By Clemson** - 36 by Edward Scott vs. Florida State at Clemson on Feb. 23, 2002. Scott made 12-24 FGs, 5-6 on 3pt FGs, and 7-8 free throws (Clemson 87, Florida State 78).

**By Opponents** - 40 by Harrison Barnes of North Carolina on 12-17 field goals (6-8 on three-pointers, 10-11 on free throws) against Clemson in the semifinals of the ACC Tournament at Greensboro Coliseum on Mar. 12, 2011 (North Carolina 92, Clemson 87 in OT).

### Scored 40 Points

**By Clemson** - 41 by Will Solomon vs. Georgia Tech at Clemson on Jan. 24, 2001. Solomon made 13-22 FGs, 7-12 on 3pt FGs and 8-9 free throws (Georgia Tech 111, Clemson 108).

**By Opponent** - 40 by Harrison Barnes of North Carolina on 12-17 field goals (6-8 on three-pointers, 10-11 on free throws) against Clemson in the semifinals of the ACC Tournament at Greensboro Coliseum on Mar. 12, 2011 (North Carolina 92, Clemson 87 in OT).

## Two Players, 30 Points

**By Clemson** - Tony Stockman and Edward Scott each scored 30 points versus Wake Forest at Littlejohn Coliseum on Feb. 13, 2002 (Clemson 118, Wake Forest 115 in 2 OT).

**By Opponent** - Gene Banks (31) and Mike Gminski (30) for Duke in Clemson's overtime win over #1 Blue Devils at Littlejohn Coliseum on Jan. 9, 1980 (Clemson 87, Duke 82 OT).

## More Points than Minutes Played (Min. 15 Points Scored)

**By Clemson** - K.C. Rivers scored 32 points in only 29 minutes of play versus Virginia at John Paul Jones Arena on Feb. 7, 2008 (Clemson 82, Virginia 51).

**By Opponent** - Devan Downey of South Carolina scored 37 points in 36 minutes at Colonial Life Arena in Columbia, SC on Dec. 30, 2008 (Clemson 98, South Carolina 87).

## Scored 15 Field Goals

**By Clemson** - 15 by Horace Grant vs. Furman at Littlejohn Coliseum on Jan. 14, 1987 (Clemson 94, Furman 77).

**By Opponent** - 16 by Vince Taylor of Duke at Cameron Indoor Stadium on Feb. 24, 1982 (Duke 73, Clemson 72 in 3 OT).

## Attempted 25 Field Goals

**By Clemson** - 29 by Edward Scott (made 10) vs. Wake Forest at Winston-Salem on Mar. 1, 2003 (Wake Forest 80, Clemson 68).

**By Opponent** - 26 by Courtney Pigram (made 12) for East Tennessee State at Clemson on Mar. 14, 2007 (Clemson 64, East Tennessee State, 57).

## Scored 15 Free Throws

**By Clemson** - 16 by Butch Zatezalo vs. Wake Forest at Littlejohn Coliseum on Feb. 27, 1969 (Wake Forest 112, Clemson 104).

**By Opponent** - 20 by Malcolm Delaney of Virginia Tech at Cassell Coliseum in Blacksburg, VA on Feb. 6, 2010 (Virginia Tech 70, Clemson 59).

## Collected 20 Rebounds

**By Clemson** - 20 by Harold Jamison versus Florida State in the first round of the ACC Tournament in Charlotte, NC on Mar. 4, 1999 (Florida State 87, Clemson 85 in OT).

**By Opponent** - 23 by J.J. Hickson of NC State at the RBC Center on Feb. 16, 2008 (Clemson 71, NC State 64).

## Handed Out 15 Assists

**By Clemson** - 16 by Edward Scott vs. Wake Forest at Littlejohn Coliseum on Feb. 13, 2002 (Clemson 118, Wake Forest 115 2 OT).

**By Opponent** - 17 by Tyrone Bogues of Wake Forest at Greensboro Coliseum on Jan. 10, 1987 (Clemson 91, Wake Forest 88 OT).

## Collected 6 Steals

**By Clemson** - 7 by Andre Young vs. Maryland at Littlejohn Coliseum on Jan. 31, 2010 (Clemson 62, Maryland 53).

**By Opponent** - 7 by Javaris Crittenton of Georgia Tech in Atlanta, GA on Feb. 3, 2007 (Georgia Tech 80, Clemson 62).

## Blocked 8 Shots

**By Clemson** - 8 by Jerai Grant vs. East Carolina at Littlejohn Coliseum on Dec. 29, 2010 (Clemson 71, East Carolina 59).

**By Opponent** - 10 by Cherokee Parks of Duke at Charlotte Coliseum in ACC Tournament on Mar. 11, 1994 (Duke 77, Clemson 64).

## 20 Points, 20 Rebounds in a Game

**By Clemson** - 22 points and 21 rebounds by Dale Davis vs. South Carolina State at Littlejohn Coliseum on Dec. 17, 1990 (Clemson 103, South Carolina State 83).

**By Opponent** - 22 points and 20 rebounds by Eric Williams of Wake Forest at Littlejohn Coliseum on Jan. 11, 2006 (Clemson 74, Wake Forest 73 OT).

## A Triple-Double


**By Clemson** - 12 points, 14 rebounds, and 10 blocked shots by Sharone Wright vs. Maryland at Clemson on Jan. 26, 1993 (Clemson 82, Maryland 72).

**By Opponent** - never accomplished.

## A Four-Point Play (Three-Pointer and Free Throw)

**By Clemson** - T.J. Sapp at the 16:32 mark of the second half at the Silvio O. Conte Forum against Boston College on Jan. 12, 2012 (Boston College 59, Clemson 57).

**By Opponent** - Darryl Bryant of West Virginia at the 14:31 mark of the second half gave the Mountaineers a 52-43 lead in the second round of the NCAA Tournament in Tampa, FL on Mar. 17, 2011 (West Virginia 84, Clemson 76).



HORACE  
GRANT

OVERVIEW

PLAYERS

STAFF

TRADITION

REVIEW

RECORDS

2012-13 MEN'S BASKETBALL GUIDE



# ALL-TIME RESULTS

OVERVIEW  
PLAYERS  
STAFF  
TRADITION  
REVIEW  
RECORDS



**CLEMSON'S  
FIRST TEAM**

## 1911-12 (4-0 Overall)

F. 9	A	W	46-12	Furman
F. 9	N1	W	78-6	Butler Guards
F. 10	A	W	34-23	Wofford
M. 9	H	W	56-13	Wofford
N1 - Greenville, SC				

## 1912-13 (9-5 Overall)

J. 18	H	W	69-19	Furman
J. 24	H	W	29-21	Newberry
J. 25	H	W	40-10	Wofford
J. 31	A	L	15-75	Georgia
F. 1	A	L	10-60	Atlanta Agriculture
F. 5	A	W	38-21	Charleston
F. 5	A	W	29-22	Charleston "Y"
F. 6	A	L	18-39	South Carolina
F. 7	A	W	26-22	Georgia Tech
F. 8	H	L	11-29	Georgia Tech
F. 14	H	W	72-23	Wofford
F. 20	A	W	33-11	Newberry
F. 21	A	L	21-22	Wofford
F. 22	A	W	38-26	Furman

## 1913-14 (1-3 Overall)

J. 10	H	W	27-10	Furman
J. 23	A	L	18-28	Savannah
J. 31	A	L	30-45	Atlanta Agriculture
F. 28	A	L	16-29	South Carolina

## 1914-15 (3-5 Overall)

F. 5	H	W	27-25	Furman
F. 12	H	L	17-19	Wofford
F. 18	A	L	20-34	Spartanburg "Y"
F. 19	A	L	23-25	Wofford
F. 20	A	W	27-26	Furman
M. 4	A	L	20-27	Columbia "Y"
M. 5	A	W	37-29	South Carolina
M. 6	A	L	20-28	The Citadel

## 1915-16 (2-6-1 Overall)

J. 20	A	L	32-58	Newberry
J. 21	A	L	20-41	South Carolina
J. 22	A	W	22-20	Erskine
F. 1	H	T	39-39	Presbyterian
F. 4	A	L	28-34	Presbyterian
F. 5	A	L	28-37	Wofford
F. 17	H	W	72-13	Erskine
F. 21	H	L	23-46	Wofford
F. 26	H	L	24-34	Newberry

## 1916-17 (8-2 Overall)

J. 18	H	W	65-16	Coll. of Charleston
-------	---	---	-------	---------------------

J. 23	A	W	32-22	Presbyterian
J. 24	A	L	19-34	South Carolina
F. 2	A	W	36-30	Greenville "Y"
F. 9	A	W	36-31	Wofford
F. 10	A	L	26-30	Newberry
F. 17	H	W	37-29	Newberry
F. 22	H	W	51-27	South Carolina
F. 23	H	W	59-23	Presbyterian
F. 26	H	W	37-24	Wofford

## 1917-18 (3-2 Overall)

F. 1	H	W	63-22	Presbyterian
F. 15	H	W	50-22	Wofford
F. 22	H	W	64-23	Newberry
M. 1	A	L	32-34	Presbyterian
M. 2	A	L	24-36	Davidson

## 1918-19 (3-1 Overall)

J. 22	H	W	34-31	Wofford
J. 31	A	L	12-31	Georgia
F. 1	A	W	60-11	Atlanta Ath. Club
F. 15	H	W	73-34	Piedmont

Note: Quarantine ended season early.

## 1919-20 (8-6 Overall)

J. 15	H	L	39-40	Wofford
J. 17	A	W	38-23	Furman
J. 19	A	L	15-22	South Carolina
J. 23	A	L	17-32	Georgia
J. 24	A	L	22-36	Georgia Tech
J. 26	H	L	12-60	Auburn
J. 30	H	L	24-34	Georgia
NA	H	W	36-18	Furman
F. 7	A	W	28-25	Davidson
F. 14	A	W	32-23	Presbyterian
F. 19	H	W	53-15	Newberry
F. 21	H	W	41-17	Georgia Tech
F. 23	H	W	38-15	South Carolina
M. 2	H	W	51-37	Presbyterian

## 1920-21 (10-5 Overall)

J. 12	H	W	37-29	Wofford
J. 14	H	W	50-15	Furman
J. 26	H	W	51-32	Greenville "Y"
J. 29	A	L	22-45	Georgia
F. 3	H	W	65-24	Coll. of Charleston
F. 5	A	L	22-28	Georgia Tech
F. 8	H	W	35-21	Presbyterian
F. 11	A	W	21-8	Presbyterian
F. 12	A	L	14-15	Newberry
F. 14	H	W	44-16	South Carolina
F. 17	A	W	24-10	South Carolina

F. 18	A	W	49-12	Col. of Charleston
F. 19	A	L	26-28	The Citadel
F. 25	N1	L	25-45	Auburn
M. 5	A	W	25-15	Wofford
N1 - Southern Conference Tournament in Atlanta, GA				

## 1921-22 (8-13 Overall, 0-3 SoCon, 12th)

J. 7	H	L	31-35	Greenville "Y"
J. 11	A	L	11-34	Spartanburg "Y"
J. 13	H	L	16-24	Georgia
J. 16	A	W	24-18	Greenville "Y"
J. 19	A	L	9-32	Mercer
J. 20	A	L	24-38	Camp Benning
J. 21	A	L	19-32	Auburn
J. 24	H	L	17-27	Furman
J. 26	A	W	29-17	Presbyterian
J. 28	A	L	30-16	Coll. of Charleston
J. 28	A	L	8-29	The Citadel
J. 30	A	L	26-45	Furman
F. 4	H	W	21-12	Piedmont College
F. 13	H	W	35-8	Coll. of Charleston
F. 14	H	W	20-19	The Citadel
F. 16	A	L	14-38	Kentucky
F. 17	A	W	34-28	Georgetown (KY)
F. 18	A	L	24-44	Centre
F. 21	H	L	16-32	Davidson
F. 24	N1	L	20-31	Tulane
M. 4	H	W	25-15	Presbyterian
N1 - Southern Conference Tournament, Atlanta, GA				

## 1922-23 (11-6 Overall, 3-3 SoCon, T-8th)

J. 11	H	L	23-29	Georgia
J. 13	H	L	17-26	Georgia Tech
J. 20	H	W	27-19	South Carolina
J. 22	H	L	12-17	Mercer
J. 27	A	L	22-35	Georgia Tech
J. 29	H	W	24-19	Auburn
J. 30	H	W	23-14	Furman
F. 2	H	W	39-7	Georgetown (KY)
F. 5	A	W	25-18	Furman
F. 12	H	W	28-7	Coll. of Charleston
F. 15	A	W	30-13	Kentucky
F. 16	A	W	19-12	Georgetown (KY)
F. 17	A	L	24-26	Centre
F. 21	H	W	25-18	Davidson
F. 22	H	W	32-5	Presbyterian
F. 27	N1	L	23-27	Centre
M. 5	H	W	35-13	Presbyterian
N1 - Southern Conference Tournament in Atlanta, GA				

## 1923-24 (2-14 Overall, 0-6 SoCon, T-19th)

J. 5	H	L	13-48	Georgia Tech
J. 11	H	L	6-24	Georgia
J. 12	A	L	9-23	Spartanburg "Y"
J. 16	A	L	13-38	Georgia
J. 17	H	L	16-30	South Carolina
J. 22	H	L	11-19	Furman
J. 31	H	L	15-22	NC State
F. 1	A	L	11-34	Newberry
F. 2	A	L	22-39	Presbyterian
F. 8	A	L	22-39	Georgia Tech
F. 9	H	L	^17-20	Presbyterian
F. 13	A	L	13-39	Kentucky
F. 14	A	L	13-33	Georgetown (KY)
F. 15	A	L	9-13	Maryville
F. 16	A	L	12-18	Tennessee
F. 20	A	L	13-24	Furman
F. 23	H	W	29-7	Coll. of Charleston
F. 28	N1	W	17-15	Florida
F. 29	N1	L	13-42	Vanderbilt
N1 - Southern Conference Tournament, Atlanta, GA				

## 1924-25 (4-14 Overall, 3-2 SoCon, T-8th)

J. 1	A	L	29-42	Monaghan "Y"
J. 2	A	L	26-28	New Holland
J. 3	A	L	35-39	22nd Infantry
J. 10	A	W	20-18	Georgia Tech
J. 15	H	W	19-17	Georgia
J. 23	H	L	^20-21	Newberry
J. 26	H	L	22-24	Presbyterian
J. 28	A	L	24-35	Newberry
J. 29	A	L	18-35	South Carolina
J. 30	A	L	10-30	Coll. of Charleston
J. 31	A	L	18-34	The Citadel
F. 6	H	L	23-35	Camp Benning
F. 7	H	W	32-13	Rollins
F. 13	H	L	21-25	The Citadel
F. 14	H	W	32-30	Georgia Tech
F. 19	H	L	18-34	Furman
F. 21	A	L	11-41	Furman
F. 26	H	L	13-27	Virginia Tech
^ - denotes overtime				

## 1925-26 (4-17 Overall, 1-7 SoCon, T-19th)

J. 6	A	L	15-32	Saint Stanislaus
J. 7	A	L	^23-24	New Orleans "Y"
J. 8	A	L	22-40	Tulane
J. 9	A	L	15-36	Tulane
J. 13	A	L	34-40	Wake Forest
J. 14	A	L	12-46	Duke
J. 15	A	L	24-48	North Carolina
J. 16	A	L	23-41	NC State
J. 21	H	L	16-32	NC State
J. 23	H	W	34-29	Presbyterian
J. 30	H	W	31-28	Newberry
F. 3	H	L	20-36	Furman
F. 6	H	L	21-25	Wofford
F. 8	H	L	18-21	Presbyterian
F. 9	A	W	38-35	South Carolina
F. 10	A	L	22-26	Newberry
F. 12	H	L	23-26	The Citadel
F. 15	A	W	32-30	Davidson
F. 17	A	L	28-44	Georgia
F. 20	H	L	20-36	South Carolina
F. 22	A	L	31-37	Furman
^ - denotes overtime				

## 1926-27 (2-13 Overall, 1-7 SoCon, 19th)

J. 7	A	L	26-33	South Carolina
J. 8	A	L	11-37	South Carolina
J. 12	H	L	17-37	Wofford
J. 13	H	L	4-17	Tennessee
J. 21	H	L	23-48	South Carolina
J. 29	H	L	23-24	Newberry
F. 2	A	L	26-42	Auburn
F. 3	A	L	23-45	Auburn
F. 9	H	L	16-24	Presbyterian
F. 11	A	W	20-18	Newberry
F. 12	A	L	38-39	Presbyterian
F. 14	A	L	23-34	Georgia





# ALL-TIME RESULTS

F. 16 H W 33-16 Florida  
 F. 18 H L 22-41 Furman  
 F. 21 A L 28-50 Furman

## 1927-28 (9-14 Overall, 5-7 SoCon, 11th)

D. 15 A L 23-27 Kent. Wesleyan  
 D. 16 A L 17-33 Kentucky  
 D. 17 A L 16-42 Cincinnati  
 D. 19 A L 16-33 Georgetown (KY)  
 J. 7 A L 26-33 Furman  
 J. 11 H W 44-21 Wofford  
 J. 16 A L 31-37 Mercer  
 J. 17 A L 24-42 Georgia Tech  
 J. 18 A L 26-56 Auburn  
 J. 19 A L 23-30 Auburn  
 J. 20 A L 23-30 Tulane  
 J. 21 A W 34-15 Tulane  
 J. 28 H W 16-15 Newberry  
 J. 31 H L 32-36 Georgia  
 F. 3 H L 18-35 Furman  
 F. 6 A L 25-38 Georgia  
 F. 8 H W 32-29 Florida  
 F. 9 H W 26-25 Florida  
 F. 10 H W 38-33 South Carolina  
 F. 15 H W 35-24 Davidson  
 F. 21 A W 38-37 Newberry  
 F. 22 A W <sup>^</sup>48-46 South Carolina  
 F. 24 N1 L 26-27 Auburn  
 N1 - Southern Conference Tournament, Atlanta, GA; <sup>^</sup> - denotes overtime

## 1928-29 (15-12 Overall, 6-4 SoCon, 9th)

D. 18 A L <sup>^</sup>37-41 Erskine  
 J. 2 A L 30-56 Atlanta Ath.Club  
 J. 3 A L 21-36 Tennessee  
 J. 4 A L 25-31 Chattanooga  
 J. 5 A L 23-29 Georgia Tech  
 J. 10 A L 24-40 Mercer  
 J. 11 A W 36-23 Florida  
 J. 12 A W 31-21 Florida  
 J. 14 A L 37-40 The Citadel  
 J. 15 A L <sup>^</sup>24-27 South Carolina  
 J. 18 H W 24-17 Newberry  
 J. 19 H W 50-14 Wofford  
 J. 29 A W 32-26 Presbyterian  
 J. 30 A W 25-22 Newberry  
 F. 1 H W 46-20 Auburn  
 F. 2 A L 33-42 Furman  
 F. 7 H W 30-16 Erskine  
 F. 8 H W 49-14 Sewanee  
 F. 9 H L 28-29 Furman  
 F. 12 A W 34-17 Wofford  
 F. 14 H W 30-23 Georgia  
 F. 15 A W 17-12 South Carolina  
 F. 16 H W <sup>^</sup>35-33 The Citadel  
 F. 19 A L 25-41 Georgia  
 F. 26 H W 38-17 Presbyterian  
 M. 1 A1 W 30-26 Georgia Tech  
 M. 2 N1 L 28-31 NC State  
 A1,N1 - Southern Conference Tournament, Atlanta, GA; <sup>^</sup> denotes overtime

## 1929-30 (16-9 Overall, 8-4 SoCon, 8th)

D. 11 A W 46-24 Erskine  
 D. 18 A W 42-27 Presbyterian  
 J. 3 A L 15-31 Kentucky  
 J. 4 A L 26-35 Tennessee  
 J. 7\* H L 28-34 Furman  
 J. 10 A W 39-31 Auburn  
 J. 11 A W 25-24 Georgia Tech  
 J. 13 A L 24-26 Sewanee  
 J. 14 A W <sup>^</sup>48-42 Vanderbilt  
 J. 17 H W 37-12 Presbyterian  
 J. 18 H W 59-9 Newberry  
 J. 25 H W 51-21 Wofford  
 J. 28 A L 28-30 Furman  
 J. 31 H W 32-27 Vanderbilt  
 F. 1 A W 39-16 Wofford  
 F. 3 H L 20-34 Kentucky  
 F. 5 H L 24-39 Georgia  
 F. 12 H W 33-28 Florida

F. 13 H W 47-20 Florida  
 F. 15 H W 40-26 Georgia Tech  
 F. 17 H W <sup>^</sup>38-35 The Citadel  
 F. 18 A L 32-36 Georgia  
 F. 21 H W 47-24 South Carolina  
 NA H W 44-13 Wofford  
 F. 28 N1 L 22-33 Alabama  
 \* - Fike Fieldhouse opened; N1 - Southern Conference Tournament, Atlanta, GA; <sup>^</sup> denotes overtime

## 1930-31 (6-7 Overall 3-5 SoCon, T-15th)

D. 16 A W 36-32 Presbyterian  
 D. 17 A W 40-9 Newberry  
 J. 3 A L 21-31 Kentucky  
 J. 5 A L 32-38 Tennessee  
 J. 10 A L 20-44 Auburn  
 J. 12 A W 42-24 Presbyterian  
 J. 17 H W 38-31 Tennessee  
 J. 20 A L 25-34 Georgia  
 J. 26 H W 37-33 Auburn  
 F. 3 H L 21-31 Georgia  
 F. 12 A L 22-24 Furman  
 F. 14 H W 29-26 Kentucky  
 F. 27 N1 L 27-31 Duke  
 N1 - Southern Conference at Atlanta, GA;  
 Note: Some games were cancelled due to a meningitis quarantine

## 1931-32 (7-13 Overall, 2-9 SoCon, 21st)

D. 18 H W 27-25 Royal Athletic Club  
 J. 2 A L 25-43 Kentucky  
 J. 4 A L 18-23 Tennessee  
 J. 7 A W <sup>^</sup>24-22 South Carolina  
 J. 8 A L 23-31 South Carolina  
 J. 13 H W 27-19 Presbyterian  
 J. 14 H L 17-30 Kentucky  
 J. 28 A L 27-28 Wofford  
 J. 30 H L 18-24 Furman  
 F. 2 H L 26-41 Georgia  
 F. 3 H L 40-42 Jewish Ath. Club  
 F. 5 A L 25-36 Florida  
 F. 6 A L 33-36 Florida  
 F. 9 A L 16-40 Georgia  
 F. 12 H W 31-22 South Carolina  
 F. 13 H L 22-24 South Carolina  
 F. 15 H W 19-12 The Citadel  
 F. 16 A W 43-23 Presbyterian  
 F. 19 A L 19-23 Furman  
 F. 23 H W 28-23 Wofford  
<sup>^</sup> - denotes overtime

## 1932-33 (10-9 Overall, 0-1 SoCon, 10th)

D. 15 H W 39-21 Royal Athletic Club  
 J. 2 H W 44-34 Tennessee Tech  
 J. 3 A L 22-39 Vanderbilt  
 J. 4 A W 32-18 Sewanee  
 J. 7 H L 28-29 Georgia Tech  
 J. 13 H L 28-38 Florida  
 J. 14 H L 33-37 Florida  
 J. 16 A L 18-67 Kentucky  
 J. 20 A L 26-47 South Carolina  
 F. 2 H L 32-42 Kentucky  
 F. 3 H W 31-16 Furman  
 F. 4 A W 38-25 Presbyterian  
 F. 10 A L 26-27 Furman  
 F. 14 A W 35-25 Georgia  
 F. 16 H W 36-29 Georgia  
 F. 17 A W 30-28 Wofford  
 F. 18 A W 55-6 Presbyterian  
 F. 20 H W 26-23 Wofford  
 F. 21 H L 20-28 South Carolina

## 1933-34 (7-12 Overall, 0-6 SoCon, 10th)

J. 3 A L 26-38 North Carolina  
 J. 4 A L 23-36 Duke  
 J. 5 A L 27-36 NC State  
 J. 9 A L 27-30 Tennessee  
 J. 10 A L 25-27 Vanderbilt  
 J. 11 A W 31-20 Tennessee Tech  
 J. 16 H L 25-34 Wofford

J. 19 H L 15-41 South Carolina  
 J. 30 H W 28-23 Furman  
 J. 31 H W 43-21 Presbyterian  
 F. 2 A W 32-29 Wofford  
 F. 6 A L 23-29 Georgia  
 F. 7 A L 25-31 Georgia Tech  
 F. 9 H L 31-36 Florida  
 F. 10 H W 31-26 Florida  
 F. 13 A W 29-15 Furman  
 F. 16 A L 17-42 South Carolina  
 F. 17 A L 18-41 South Carolina  
 F. 20 H W 29-23 Georgia

## 1934-35 (15-3 Overall 3-1 SoCon, 2nd)

J. 3 A W 32-22 Vanderbilt  
 J. 4 A W 28-19 Tennessee Tech  
 J. 5 A W 40-16 Sewanee  
 J. 7 A W 40-33 Tennessee  
 J. 12 H W 43-29 Georgia Tech  
 J. 15 A W 51-40 Wofford  
 J. 18 H W 44-21 NC State  
 J. 26 A W 31-20 Georgia  
 F. 2 H W 20-17 Furman  
 F. 5 A L 30-38 South Carolina  
 F. 7 A W 43-26 Furman  
 F. 9 H L <sup>^</sup>43-44 Georgia  
 F. 12 H W 32-18 Wofford  
 F. 14 H W 22-16 South Carolina  
 F. 16 H W 50-20 Mercer  
 F. 20 H W 39-23 Presbyterian  
 F. 22 H W 48-33 Washington & Lee  
 F. 28 N1 L 25-29 Washington & Lee  
 N1 - Southern Conference Tournament, Raleigh, NC; <sup>^</sup> denotes overtime

## 1935-36 (15-7 Overall, 5-5 SoCon, 5th)

D. 19 A W 33-23 Auburn  
 D. 20 A W 31-18 Auburn  
 J. 3 A L 23-24 North Carolina  
 J. 4 A W 45-34 Virginia  
 J. 6 A L 33-47 NC State  
 J. 11 A W 35-32 Georgia Tech  
 J. 14 H W 37-13 Wofford  
 J. 17 H W 31-30 South Carolina  
 J. 18 H W 46-27 Presbyterian  
 J. 25 H W 39-31 Georgia Tech  
 F. 1 A W 41-33 Furman  
 F. 5 A W 46-32 Virginia Tech  
 F. 6 A L 26-34 Washington & Lee  
 F. 7 A W 43-36 Virginia Military  
 F. 12 A L 13-33 Georgia  
 F. 14 H W 50-23 Furman  
 F. 15 A W 43-30 South Carolina  
 F. 18 H L 21-27 NC State  
 F. 20 H W 27-24 Georgia  
 F. 24 H L <sup>^</sup>34-35 North Carolina  
 F. 26 A W 20-19 Wofford  
 M. 5 A1 L <sup>^</sup>31-32 NC State  
 A1 - Southern Conference Tournament, Raleigh, NC; <sup>^</sup> denotes overtime

## 1936-37 (6-15 Overall, 2-7 SoCon, 14th)

D. 16 H L 25-33 Duke  
 D. 17 A L 22-33 Tennessee  
 J. 4 A L 36-52 Florida  
 J. 5 A W <sup>^</sup>31-30 Florida  
 J. 11 A L 29-54 NC State  
 J. 12 H L 36-53 Wake Forest  
 J. 14 A W 38-31 Wofford  
 J. 20 A L 13-51 Georgia Tech  
 J. 23 H L <sup>^</sup>35-36 Georgia  
 J. 30 A L 27-30 Presbyterian  
 F. 3 A W <sup>^</sup>40-34 Furman  
 F. 5 A L <sup>^</sup>30-32 South Carolina  
 F. 9 H L <sup>^</sup>40-41 NC State  
 F. 12 H W 44-38 The Citadel  
 F. 13 A L 20-29 Georgia  
 F. 15 H L 33-41 Auburn  
 F. 16 H L 26-33 Auburn  
 F. 18 H L 27-29 Wake Forest  
 F. 20 H L 25-29 Furman

F. 23 H W 31-29 South Carolina  
 F. 25 A W 33-32 Wofford  
<sup>^</sup> denotes overtime

## 1937-38 (16-7 Overall, 9-4 SoCon, 4th)

D. 17 H W 28-15 Tennessee  
 J. 8 A W 41-26 Davidson  
 J. 11 A L 22-26 Georgia  
 J. 13 H W 39-29 Presbyterian  
 J. 15 H L <sup>^</sup>31-33 NC State  
 J. 18 H W 60-36 Wofford  
 J. 22 H W 46-15 Furman  
 F. 1 A L 34-44 North Carolina  
 F. 2 A W 42-33 Wake Forest  
 F. 3 A L 35-55 NC State  
 F. 8 H W 40-28 Georgia  
 F. 11 A W 54-38 South Carolina  
 F. 12 A L 26-28 The Citadel  
 F. 15 A W 43-35 Furman  
 F. 16 H W 46-40 Wake Forest  
 F. 19 H W 58-39 South Carolina  
 F. 21 A W 35-34 Davidson  
 F. 23 A L 33-53 Georgia Tech  
 F. 25 H W 47-35 The Citadel  
 F. 28 A W 52-24 Wofford  
 M. 3 N1 W 35-32 Richmond  
 M. 4 N1 W 38-33 Washington & Lee  
 M. 5 N1 L 30-40 Duke  
 N1 - Southern Conference Tournament, Raleigh, NC; <sup>^</sup> - denotes overtime

## 1938-39 (16-8 Overall, 6-6 SoCon, T-9th)

D. 10 A L 24-29 Tennessee  
 D. 15 A L 35-45 Maryland  
 D. 16 A L 44-47 George Washington  
 D. 17 A W 33-30 Catholic  
 J. 4 H L 38-39 Wake Forest  
 J. 7 A W 37-30 Georgia  
 J. 10 A L 33-39 Duke  
 J. 11 A L 37-54 NC State  
 J. 12 A L 38-44 Wake Forest  
 J. 18 A W 51-43 Presbyterian  
 J. 21 H W 43-31 Furman  
 J. 28 H W 62-37 Wofford  
 F. 6 H W 38-29 Georgia  
 F. 10 A W 38-16 South Carolina  
 F. 11 A L 38-42 The Citadel  
 F. 13 H W 38-36 Duke  
 F. 18 H W 43-16 South Carolina  
 F. 20 H W 51-36 The Citadel  
 F. 22 A W 41-28 Furman  
 F. 23 A W 29-22 Wofford  
 M. 1 N1 W 44-43 North Carolina  
 M. 2 N1 W 30-28 Wake Forest  
 M. 3 N1 W 49-33 Davidson  
 M. 4 N1 W 39-27 Maryland  
 N1 - Southern Conference Tournament, Raleigh, NC

## 1939-40 (9-12 Overall 9-7 SoCon, 6th)

D. 21 N1 L 30-55 Kentucky  
 D. 30 A L 41-54 Baltimore  
 J. 1 A L 26-53 Maryland  
 J. 2 A L 32-49 George Washington  
 J. 6 H L 29-32 Georgia  
 J. 10 H W 30-28 Wake Forest  
 J. 12 H W 68-36 Furman  
 J. 13 H W 66-31 NC State  
 J. 18 A W 48-38 NC State  
 J. 19 A L 49-54 Duke  
 J. 27 H W 48-30 Maryland  
 F. 3 H L <sup>^</sup>31-39 North Carolina  
 F. 9 A W 37-32 South Carolina  
 F. 10 A W 38-27 The Citadel  
 F. 12 H L <sup>^</sup>37-39 Duke  
 F. 14 A L 37-38 Furman  
 F. 17 H W 56-25 South Carolina  
 F. 19 A L 30-47 North Carolina  
 F. 20 A L 39-53 Wake Forest  
 F. 23 H W 46-30 The Citadel  
 F. 29 N2 L 41-50 North Carolina

OVERVIEW

PLAYERS

STAFF

TRADITION

REVIEW

RECORDS

2012-13 MEN'S BASKETBALL GUIDE



# ALL-TIME RESULTS

**OVERVIEW**

N1 - Asheville, NC; N2 - Southern Conference Tournament, Raleigh, NC; ^ denotes overtime

**PLAYERS**

**STAFF**

**TRADITION**

**REVIEW**

**RECORDS**

**1940-41 (8-14 Overall, 7-8 SoCon, 7th)**

D. 13	H	L	51-65	Georgia
D. 17	A	L	40-60	William & Mary
D. 18	A	L	45-52	Richmond
D. 19	N1	W	48-34	Maryland
D. 20	A	L	40-64	George Washington
J. 2	A	L	43-58	Georgia
J. 6	H	W	43-32	Furman
J. 8	A	L	51-63	Georgia Tech
J. 10	H	W	48-39	NC State
J. 14	H	L	49-69	George Washington
J. 16	A	L	43-44	NC State
J. 17	A	L	35-42	Wake Forest
J. 18	A	L	42-45	Duke
J. 22	H	W	^52-49	Georgia Tech
F. 7	A	L	31-50	South Carolina
F. 8	A	W	62-48	The Citadel
F. 10	A	L	53-76	North Carolina
F. 13	A	W	56-36	Furman
F. 15	H	L	39-40	South Carolina
F. 18	H	W	54-53	Wake Forest
F. 21	H	W	62-43	The Citadel
F. 24	H	L	48-59	Presbyterian

N1 - Baltimore, MD; ^ - denotes overtime

**1941-42 (3-14 Overall, 2-10 SoCon, 15th)**

J. 6	N1	L	31-38	Georgia
J. 7	H	L	34-67	George Washington
J. 10	H	L	39-40	Furman
J. 13	A	L	36-52	NC State
J. 14	A	L	40-58	Wake Forest
J. 16	H	L	34-54	North Carolina
J. 24	H	L	52-63	Georgia
J. 31	A	L	27-57	Wofford
F. 5	H	L	28-54	William & Mary
F. 6	A	L	35-62	South Carolina
F. 7	A	W	39-38	The Citadel
F. 10	A	L	42-56	Furman
F. 14	H	L	24-38	South Carolina
F. 20	A	L	29-53	Presbyterian
F. 23	H	L	37-52	Wake Forest
F. 24	H	W	37-25	The Citadel
F. 27	H	W	31-22	Wofford

N1 - Augusta, GA

**1942-43 (3-13 Overall, 0-10 SoCon, 15th)**

D. 16	H	W	42-22	Erskine
J. 8	H	L	40-48	NC State
J. 12	H	L	56-71	Wake Forest
J. 14	A	W	48-44	Presbyterian
J. 20	H	W	54-45	Wofford
J. 23	H	L	44-49	Presbyterian
F. 1	A	L	34-69	NC State
F. 2	A	L	32-52	North Carolina
F. 5	A	L	30-48	South Carolina
F. 6	A	L	35-49	The Citadel
F. 10	A	L	32-43	Georgia Tech
F. 13	H	L	40-42	South Carolina
F. 16	A	L	31-53	Davidson
F. 20	A	L	36-46	Wofford
F. 24	H	L	38-63	The Citadel
F. 27	H	L	32-49	Davidson

**1943-44 (1-10 Overall, 1-2 SoCon, T-7th)**

J. 10	H	L	40-44	Georgia
J. 12	A	L	33-55	Presbyterian
J. 19	A	L	31-54	Georgia
J. 22	H	L	34-50	Georgia Tech
J. 29	A	L	24-58	Georgia Tech
F. 1	H	W	43-41	Presbyterian
F. 2	H	L	29-38	Catawba
F. 12	H	L	37-66	South Carolina
F. 15	A	L	33-42	Catawba
F. 16	A	L	40-42	Davidson
F. 19	A	L	31-57	South Carolina

**1944-45 (8-8 Overall, 3-5 SoCon, 8th)**

J. 8	A	L	30-37	Georgia
------	---	---	-------	---------

J. 13	A	W	32-21	Wofford
J. 17	A	W	44-36	Presbyterian
J. 19	H	L	34-58	South Carolina
J. 23	H	L	40-51	Georgia
J. 27	H	W	29-22	Furman
F. 2	H	W	58-34	Presbyterian
F. 6	H	W	68-36	Wofford
F. 8	A	L	38-76	South Carolina
F. 9	A	W	52-43	The Citadel
F. 10	A	L	29-52	The Citadel
F. 15	H	L	^39-41	The Citadel
F. 16	H	W	43-38	The Citadel
F. 17	H	L	31-34	Davidson
F. 20	A	W	34-31	Furman
F. 23	N1	L	24-55	South Carolina

N1 - Southern Conference Tournament, Raleigh, NC; ^ denotes overtime

**1945-46 (9-11 Overall, 5-7 SoCon, T-9th)**

D. 12	H	L	34-41	Georgia
D. 20	A	L	38-52	Georgia Tech
J. 5	H	L	46-61	Georgia Tech
J. 7	H	L	43-48	NC State
J. 8	A	W	34-21	Wofford
J. 15	H	W	44-36	Furman
J. 17	H	W	60-25	Wofford
J. 19	H	L	29-42	Duke
J. 23	A	W	56-18	Presbyterian
J. 26	H	W	47-42	South Carolina
F. 2	H	W	56-46	Presbyterian
F. 6	H	L	33-44	Davidson
F. 8	A	L	41-51	South Carolina
F. 9	A	W	63-46	The Citadel
F. 13	A	L	^46-51	NC State
F. 14	A	L	33-61	Duke
F. 15	A	W	53-49	Davidson
F. 19	A	L	39-49	Furman
F. 21	A	L	51-72	Georgia
F. 23	H	W	76-24	The Citadel

^ denotes overtime

**1946-47 (7-13 Overall, 2-12 SoCon, 14th)**

D. 11	H	W	58-30	Erskine
D. 14	H	W	52-50	Wofford
J. 7	H	W	58-42	Presbyterian
J. 8	H	L	43-58	Wake Forest
J. 11	H	L	54-86	NC State
J. 15	A	L	21-69	NC State
J. 16	A	L	51-67	Wake Forest
J. 21	A	L	31-40	Wofford
J. 24	H	W	60-40	The Citadel
J. 25	A	L	39-73	South Carolina
F. 8	H	L	55-73	South Carolina
F. 10	A	L	56-101	Washington & Lee
F. 11	A	L	63-64	Virginia Military
F. 14	A	W	57-53	Davidson
F. 15	A	W	54-53	Presbyterian
F. 17	A	L	53-65	Furman
F. 20	A	L	48-86	Davidson
F. 24	H	L	45-50	Furman
F. 25	A	W	63-47	Erskine
M. 1	A	L	53-58	The Citadel

**1947-48 (6-17 Overall, 3-14 SoCon, 15th)**

D. 9	H	L	43-60	Davidson
D. 11	H	L	52-61	Georgia
D. 13	H	L	58-65	Washington & Lee
D. 16	A	L	46-52	Wofford
D. 20	H	L	35-60	George Washington
J. 9	A	L	67-79	George Washington
J. 10	A	L	42-49	Maryland
J. 13	H	W	59-44	Wofford
J. 16	A	L	47-80	Duke
J. 17	A	L	48-68	Wake Forest
J. 21	H	L	54-73	South Carolina
J. 23	H	L	50-52	The Citadel
F. 2	H	W	82-40	Presbyterian
F. 4	H	W	77-52	Furman
F. 6	A	L	57-59	South Carolina
F. 7	A	L	43-47	The Citadel
F. 12	A	L	52-85	Davidson

F. 14	A	W	64-43	Presbyterian
F. 17	H	W	63-57	Duke
F. 19	H	L	59-66	Wake Forest
F. 20	A	W	63-61	Furman
F. 23	H	L	61-63	Maryland
F. 28	A	L	35-81	Georgia

**1948-49 (10-11 Overall, 6-9 SoCon, 11th)**

D. 3	A	L	48-70	Georgia
D. 8	H	L	58-60	Georgia
D. 11	A	L	50-58	Wake Forest
D. 14	H	W	49-44	Wofford
D. 17	A	L	45-47	Richmond
D. 18	A	L	50-74	Maryland
J. 8	H	W	65-39	The Citadel
J. 11	A	W	61-59	Wofford
J. 13	A	L	45-48	Furman
J. 15	H	W	59-57	Wake Forest
J. 21	H	L	48-51	South Carolina
F. 1	A	L	55-65	Davidson
F. 4	A	L	49-82	South Carolina
F. 5	A	W	63-44	The Citadel
F. 9	H	W	79-29	Presbyterian
F. 11	A	L	70-73	Washington & Lee
F. 12	A	W	64-43	Virginia Military
F. 15	A	W	65-41	Presbyterian
F. 19	H	L	52-54	Davidson
F. 21	H	W	68-49	Maryland
F. 26	H	W	70-53	Furman

**1949-50 (10-10 Overall, 8-8 SoCon, 9th)**

D. 3	A	L	40-59	Georgia
D. 6	H	L	57-65	Georgia
D. 10	H	W	55-53	Presbyterian
D. 16	A	W	60-55	Maryland
D. 17	A	W	75-53	Richmond
J. 7	A	L	^55-56	Furman
J. 10	H	L	58-66	Wake Forest
J. 14	H	W	^88-82	Davidson
J. 18	H	W	63-38	The Citadel
J. 21	H	L	56-66	South Carolina
F. 3	A	L	40-43	South Carolina
F. 4	A	W	59-34	The Citadel
F. 7	H	L	61-66	George Washington
F. 10	A	W	74-51	Presbyterian
F. 14	A	L	65-77	Davidson
F. 15	A	L	52-65	Wake Forest
F. 18	H	L	52-56	Furman
F. 20	A	W	78-63	Washington & Lee
F. 21	A	W	83-73	Virginia Military
F. 25	H	W	70-68	Maryland

^ - one overtime

**1950-51 (11-7 Overall, 9-4 SoCon, 3rd)**

D. 9	A	L	76-78	Presbyterian
D. 14	A	L	45-58	Georgia
D. 18	H	W	70-69	Georgia
J. 6	H	W	87-78	Presbyterian
J. 9	H	L	61-76	South Carolina
J. 16	H	W	85-59	Furman
J. 20	H	W	69-43	The Citadel
J. 27	H	W	74-62	Davidson
F. 1	A	W	89-72	Furman
F. 3	H	W	50-44	Maryland
F. 9	A	L	55-56	Davidson
F. 10	A	L	^72-73	Wake Forest
F. 15	H	W	57-47	Wake Forest
F. 20	A	L	^50-54	Maryland
F. 21	A	W	82-76	George Washington
F. 23	A	W	78-72	South Carolina
F. 24	A	W	73-57	The Citadel
M. 6	N1	L	48-50	Maryland

N1 - Southern Conference Tournament, Raleigh, NC; ^ denotes overtime

**1951-52 (17-7 Overall, 11-4 SoCon, 4th)**

D. 1	H	W	57-47	Georgia
D. 5	A	W	77-54	Georgia
D. 11	H	W	85-72	Presbyterian
D. 14	A	L	^78-76	Presbyterian
D. 17	A	L	52-61	Tennessee

D. 27	A1	L	62-73	Florida
D. 28	N1	W	62-56	Florida State
D. 29	N1	W	85-60	Georgia
J. 5	A	L	59-65	North Carolina
J. 8	H	W	70-65	Furman
J. 12	H	W	89-59	The Citadel
J. 15	A	L	65-71	South Carolina
J. 26	A	W	66-63	The Citadel
J. 30	A	W	67-66	Furman
F. 2	H	W	67-49	Davidson
F. 4	H	W	80-65	George Washington
F. 8	A	W	71-69	Davidson
F. 9	A	W	68-63	Wake Forest
F. 16	H	W	77-69	North Carolina
F. 19	H	W	^85-84	Wake Forest
F. 22	A	L	73-88	West Virginia (NR,12)
F. 23	A	L	69-80	West Virginia (NR,12)
F. 28	H	W	78-64	South Carolina
M. 6	N2	L	65-78	George Washington

A1, N1 - Gator Bowl Tournament; N2 - Southern Conference Tournament; ^ denotes overtime

**1952-53 (8-10 Overall, 6-8 SoCon, 10th)**

D. 2	A	L	60-66	Georgia
D. 4	H	W	77-64	Presbyterian
D. 6	H	L	55-57	Georgia
D. 10	A	L	56-82	North Carolina
D. 13	H	L	60-74	Richmond
D. 16	A	W	82-64	Presbyterian
J. 2	H	W	81-71	William & Mary
J. 9	H	L	64-66	Furman
J. 14	H	L	66-93	Wake Forest
J. 16	A	W	74-63	South Carolina
J. 17	A	W	64-58	The Citadel
J. 19	H	W	79-50	The Citadel
J. 21	H	L	80-91	North Carolina
F. 2	H	L	67-71	South Carolina
F. 13	A	W	64-59	Davidson
F. 14	A	L	56-87	Wake Forest
F. 23	H	W	72-58	Davidson
F. 27	A	L	70-95	Furman

**1953-54 (5-18**



# ALL-TIME RESULTS

J. 18 H L 87-90 South Carolina  
 J. 29 H L 73-89 Furman  
 F. 1 A L 56-92 Presbyterian  
 F. 4 A L 65-120 Wake Forest  
 F. 5 A L 85-119 NC State (NR,6)  
 F. 14 A L 68-106 Virginia  
 F. 15 A L 66-68 Maryland (NR,11)  
 F. 18 A L 68-85 South Carolina  
 F. 21 H W 105-94 Georgia  
 F. 24 A L 87-124 Furman  
 F. 26 H L 79-100 Wake Forest  
 M. 3 A1 L 76-101 NC State (NR,5)  
 A1 - ACC Tournament, Raleigh, NC

## 1955-56 (9-17 Overall, 1-13 ACC, 8th)

D. 2 A L 63-97 Duke  
 D. 3 A L 58-73 North Carolina  
 D. 13 H L 83-100 NC State (NR,2)  
 D. 16 H W 75-73 Virginia  
 D. 19 N1 W 94-76 Florida State  
 D. 20 N1 W 89-86 Tennessee  
 D. 21 N1 L 79-98 Wake Forest  
 D. 28 N2 W 100-95 Louisiana State  
 D. 29 N2 W 94-87 South Carolina  
 J. 4 N3 L 91-102 Spring Hill  
 J. 5 N3 W 98-96 Miami (FL)  
 J. 7 H L 63-71 Maryland  
 J. 11 H L 80-109 Duke (NR,6)  
 J. 14 H L ^99-103 North Carolina (NR,9)  
 J. 18 A L 79-94 South Carolina  
 J. 21 A W 112-99 Furman  
 J. 28 H L 103-104 Wake Forest  
 J. 30 A W 86-70 The Citadel  
 F. 3 A L 87-108 Wake Forest  
 F. 4 A L 88-105 NC State (NR,4)  
 F. 6 A W 114-69 The Citadel  
 F. 13 A L 85-96 Virginia  
 F. 14 A L 69-81 Maryland  
 F. 21 H L 83-89 South Carolina  
 F. 23 H L 80-91 Furman  
 M. 1 A4 L 84-88 NC State (NR,5)

N1 - Carrousel Classic, Charlotte, NC; N2 - Gator Bowl Tournament, Jacksonville, FL; N3 - Senior Bowl Tournament, Mobile, AL; A4 - ACC Tournament, Raleigh, NC; ^ denotes overtime

## 1956-57 (7-17 Overall, 3-11 ACC, T-7th)

D. 4 H L 78-84 Duke  
 D. 8 N1 L 75-94 North Carolina  
 D. 11 H W ^96-94 NC State (NR,8)  
 D. 15 A L 66-71 The Citadel  
 D. 17 N2 L 64-89 Auburn  
 D. 18 N2 W 75-67 Davidson  
 D. 19 N2 L 65-88 Muhlenburg  
 D. 27 N3 L 76-84 Georgia  
 D. 28 N3 L 71-105 Florida  
 J. 4 H L 52-59 Maryland  
 J. 11 A L 54-86 North Carolina (NR,2)  
 J. 12 A L 70-80 Duke (NR,15)  
 J. 16 H W ^80-77 Furman  
 F. 1 A L 70-81 Wake Forest (NR,13)  
 F. 2 A L 71-75 NC State  
 F. 8 H L 72-93 Wake Forest (NR,10)  
 F. 12 H W 79-71 South Carolina  
 F. 15 H W 68-66 The Citadel  
 F. 16 H W ^84-81 Virginia  
 F. 21 A W 91-79 Furman  
 F. 23 A L 71-85 Virginia  
 F. 25 A L 65-74 Maryland  
 M. 2 N1 L 85-113 South Carolina  
 M. 7 N4 L 61-81 North Carolina (NR,1)  
 N1 - Charlotte, NC; N2 - Carrousel Classic, Charlotte, NC; N3 - Gator Bowl Tournament, Jacksonville, FL; N4 - ACC Tournament, Raleigh, NC; ^ denotes overtime

## 1957-58 (8-16 Overall, 4-10 ACC, 6th)

D. 4 H L 60-72 Georgia  
 D. 6 A L 66-79 Duke  
 D. 7 A L 55-79 North Carolina  
 D. 10 H W 63-59 NC State (NR,12)

D. 19 N1 L 75-78 Alabama  
 D. 20 N1 W 78-65 Lafayette  
 D. 21 N1 W 71-66 Bucknell  
 D. 30 N2 L 64-76 Florida  
 D. 31 N2 W 85-65 South Carolina  
 J. 3 H L ^85-88 Virginia  
 J. 4 H W 73-66 Maryland (NR,7)  
 J. 11 A L 67-74 South Carolina  
 J. 14 A W 81-72 Wake Forest  
 J. 18 H L 81-90 North Carolina (NR,6)  
 J. 25 H L 57-60 The Citadel  
 F. 1 A L 54-56 NC State (NR,10)  
 F. 4 N3 L 57-73 Duke (NR,13)  
 F. 13 A L 54-72 Maryland (NR,9)  
 F. 14 A L 59-74 Virginia  
 F. 20 H L 60-61 South Carolina  
 F. 22 A L ^95-102 Furman  
 F. 24 H W 86-76 Wake Forest  
 M. 1 H W 73-58 Furman  
 M. 6 N4 L 51-62 North Carolina (NR, 13)  
 N1 - Carrousel Classic, Charlotte, NC; N2 - Gator Bowl Tournament, Jacksonville, FL; N3 - Charlotte, NC; N4 - ACC Tournament, Raleigh, NC; ^ denotes overtime

## 1958-59 (8-16 Overall, 5-9 ACC, T-6th)

D. 1 A L 59-76 Georgia  
 D. 3 A L 67-83 North Carolina  
 D. 5 H W 56-55 Duke  
 D. 9 H L 54-56 NC State (NR,5)  
 D. 12 A1 L 54-71 Duquesne  
 D. 13 N1 W 66-61 Miami (FL)  
 D. 29 N2 L 53-72 George Washington  
 D. 30 N2 L 50-60 Pittsburgh  
 D. 31 N2 W 55-49 South Carolina  
 J. 3 A L 47-57 Wake Forest  
 J. 5 H L 69-83 South Carolina  
 J. 9 H W 70-63 Virginia  
 J. 10 H W 55-46 Maryland  
 J. 13 A L 41-45 Duke  
 J. 16 H L 48-69 Furman  
 J. 19 A L 44-55 The Citadel  
 J. 30 N3 L 46-60 North Carolina (NR,2)  
 J. 31 N3 L 54-69 NC State (NR,6)  
 F. 12 A W 73-64 Furman  
 F. 14 A L 61-69 Virginia  
 F. 16 A L 58-77 Maryland  
 F. 21 A W ^58-56 South Carolina  
 F. 23 H W 58-51 Wake Forest  
 M. 5 N4 L 69-93 North Carolina (NR,5)  
 A1, N1 - Steel Bowl, Pittsburgh, PA; N2 - Carrousel Classic, Charlotte, NC; N3 - North-South Doubleheader, Charlotte, NC; N4 - ACC Tournament, Raleigh, NC; ^ denotes overtime

## 1959-60 (10-16 Overall, 4-10 ACC, 7th)

D. 1 H W 71-63 Erskine  
 D. 5 A L 59-68 Duke  
 D. 7 A L 62-80 Tennessee  
 D. 12 A L 64-77 Villanova (NR-18u)  
 D. 14 H W 74-70 Davidson  
 D. 18 H W 68-64 Florida State  
 D. 28 A1 L 57-84 Oklahoma City  
 D. 29 N1 L 52-70 Tulsa  
 D. 30 N1 W 59-58 Cornell  
 J. 2 N2 W ^66-60 Davidson  
 J. 4 A L 62-77 Wake Forest (NR,12)  
 J. 7 H L 69-80 Furman  
 J. 12 H L 41-50 Duke  
 J. 14 A W ^87-85 Furman  
 J. 16 H W 74-69 South Carolina  
 J. 19 H L 64-83 Wake Forest  
 J. 30 A L 69-90 NC State  
 F. 6 H W 74-56 Virginia  
 F. 8 H L 54-73 North Carolina (NR,11)  
 F. 13 A W 59-58 Virginia  
 F. 15 A L 55-70 Maryland  
 F. 19 N3 L 80-85 North Carolina (NR,19)  
 F. 20 N3 W 65-62 NC State  
 F. 24 A L 65-66 South Carolina  
 F. 26 H L 59-66 Maryland

M. 3 N4 L 59-74 Wake Forest (NR,18)  
 N1 - All-College Tournament, Oklahoma City, OK; N2 - Charlotte, NC; N3 - North-South Doubleheader, Charlotte, NC; N4 - ACC Tournament, Raleigh, NC; ^ denotes overtime

## 1960-61 (10-16 Overall, 5-9 ACC, 6th)

D. 2 N1 W 78-67 Syracuse  
 D. 3 A1 L 65-79 Kent State  
 D. 6 H L 67-70 NC State  
 D. 8 A L 65-82 Marshall  
 D. 12 A L 57-74 Florida State  
 D. 15 H L 58-75 Duke (NR,8)  
 D. 17 H W 78-68 The Citadel  
 D. 19 H L 64-65 Florida State  
 D. 29 N2 W 48-44 Texas  
 D. 30 A2 L 65-66 Rice  
 J. 4 A L 59-81 Wake Forest  
 J. 5 H W 57-53 Furman  
 J. 7 H W 74-63 Davidson  
 J. 12 A L 61-70 Furman  
 J. 14 A W 71-63 South Carolina  
 J. 16 H L 65-86 Wake Forest  
 J. 28 A L 59-79 Duke (NR,5)  
 J. 31 A L 46-77 North Carolina (NR,5)  
 F. 3 H W 89-81 Virginia  
 F. 10 H W 76-59 Maryland  
 F. 17 N3 L 52-63 NC State  
 F. 18 N3 L 55-61 North Carolina (NR,7)  
 F. 21 H W 93-72 South Carolina  
 F. 24 A W 85-63 Virginia  
 F. 25 A L ^80-82 Maryland  
 M. 2 N4 L 75-91 Maryland  
 A1, N1 - Midwest Invite, Kent, OH; N2 - Rice-Texas Classic, Houston, TX; N3 - North-South Doubleheader, Charlotte, NC; N4 - ACC Tournament, Raleigh, NC; ^ denotes overtime

## 1961-62 (12-15 Overall, 4-10 ACC, 6th)

D. 2 H W 87-84 Virginia Military  
 D. 5 H L 52-54 North Carolina  
 D. 9 H W ^70-68 Virginia  
 D. 11 A L 66-89 Duke (NR,6)  
 D. 14 A W ^82-77 Florida State  
 D. 16 A W 68-62 The Citadel  
 D. 29 N1 L 60-62 Arkansas  
 D. 30 A1 L 63-89 Furman  
 J. 6 A L 54-81 Wake Forest  
 J. 8 H W 75-69 Florida State  
 J. 11 H L 96-104 Duke (NR,10)  
 J. 13 A L 75-90 Marshall  
 J. 15 H W 86-63 Furman  
 J. 27 A L 64-80 NC State  
 J. 29 A W 97-88 Furman  
 F. 3 H L 82-83 Wake Forest  
 F. 6 A L 74-86 South Carolina  
 F. 10 H W 73-61 Maryland  
 F. 12 A L 55-61 Davidson  
 F. 16 N2 L 59-69 North Carolina  
 F. 17 N2 L 71-73 NC State  
 F. 20 H L 81-87 South Carolina  
 F. 23 A W 72-71 Virginia  
 F. 24 A W 75-68 Maryland  
 M. 1 N3 W 67-46 NC State  
 M. 2 N3 W 77-72 Duke (NR,8)  
 M. 3 N3 L 66-77 Wake Forest (NR,16u)  
 N1 - Poinsettia Classic, Greenville, SC; N2 - North-South Doubleheader, Charlotte, NC; N3 - ACC Tournament, Raleigh, NC; ^ denotes overtime

## 1962-63 (12-13 Overall, 5-9 ACC, T-4th)

D. 3 H L 55-56 NC State  
 D. 5 A L 48-64 North Carolina  
 D. 8 A W 93-73 Georgia  
 D. 13 H L 67-92 Duke (NR,2)  
 D. 15 A L 67-87 Creighton  
 D. 17 A L 64-74 Iowa  
 D. 28 N1 L 58-60 Vanderbilt  
 D. 29 N1 W 72-49 Army  
 J. 3 H W 77-60 Georgia

J. 5 A L 62-80 Wake Forest  
 J. 8 A W 66-64 Furman  
 J. 12 A L 67-78 Duke (NR,6)  
 J. 14 H W 93-56 The Citadel  
 J. 26 H W 74-73 Furman  
 J. 28 A W 68-58 Virginia Military  
 F. 2 H W 71-70 Wake Forest  
 F. 5 H W 80-61 South Carolina  
 F. 8 H W 86-64 Virginia  
 F. 9 H W 62-60 Maryland  
 F. 15 N2 L 50-66 NC State  
 F. 16 N2 L 63-79 North Carolina  
 F. 19 A L 45-51 South Carolina  
 F. 22 A W 52-50 Virginia  
 F. 23 A L 67-69 Maryland  
 F. 28 N3 L 78-79 NC State

N1 - Poinsettia Classic, Greenville, SC; N2 - North-South Doubleheader, Charlotte, NC; N3 - ACC Tournament, Raleigh, NC

## 1963-64 (13-12 Overall, 8-6 ACC, 3rd)

D. 3 H W ^66-64 North Carolina  
 D. 5 H L 86-87 Georgia  
 D. 8 A L 57-68 The Citadel  
 D. 14 A L 52-75 Duke (NR,3)  
 D. 16 A L 48-56 Maryland  
 D. 17 A W 53-52 Virginia  
 D. 20 H W 100-80 Virginia Military  
 D. 28 A1 L 55-76 Texas Western (NR,14u)  
 D. 30 N1 L 71-73 Baylor  
 J. 4 A W 87-61 Wake Forest  
 J. 8 H L 75-81 Duke (NR,9)  
 J. 11 H W 74-64 Erskine  
 J. 14 A W 74-68 Furman  
 J. 25 A L 56-67 South Carolina  
 F. 4 H L 58-66 Furman  
 F. 6 A W ^83-81 Georgia  
 F. 8 A W 66-52 NC State  
 F. 14 N2 W ^97-90 North Carolina  
 F. 15 N2 L ^43-45 NC State  
 F. 21 H L 73-75 Wake Forest  
 F. 25 H W 63-50 South Carolina  
 F. 28 H W 83-68 Maryland  
 F. 29 H W 90-73 Virginia  
 M. 5 N3 W 81-67 Maryland  
 M. 6 N3 L 64-86 Wake Forest  
 N1 - Sun Bowl Carnival, El Paso, TX; N2 - North-South Doubleheader, Charlotte, NC; N3 - ACC Tournament, Raleigh, NC; ^ denotes overtime

## 1964-65 (8-15 Overall, 4-10 ACC, 6th)

D. 1 A L 59-77 North Carolina  
 D. 5 H W 72-60 Georgia  
 D. 7 H W 90-75 The Citadel  
 D. 16 H L 79-80 Duke (NR,6)  
 D. 22 A L 75-93 Georgia  
 D. 28 N1 W 77-65 Auburn  
 D. 29 N1 L 59-68 Baylor  
 J. 5 H W 80-66 Furman  
 J. 7 H L ^65-67 Maryland  
 J. 9 H W 99-72 Virginia  
 J. 12 A L 81-106 Duke (NR,10)  
 J. 30 H W 94-87 South Carolina  
 F. 1 A L 75-82 Wake Forest  
 F. 3 A L 78-93 Georgia Tech  
 F. 6 H L 74-78 N.C.State (NR,18u)  
 F. 9 A L 61-74 Furman  
 F. 13 A W 72-67 South Carolina  
 F. 16 H W 84-65 Wake Forest  
 F. 19 N2 L 61-62 NC State (NR,18u)  
 F. 20 N2 L 84-86 North Carolina  
 F. 26 A L 71-88 Maryland  
 F. 27 A L 67-69 Virginia  
 M. 4 N3 L 50-61 Maryland  
 N1 - Poinsettia Classic, Greenville, SC; N2 - North-South Doubleheader, Charlotte, NC; N3 - ACC Tournament, Raleigh, NC; ^ denotes overtime

## 1965-66 (15-10 Overall, 8-6 ACC, T-3rd)

D. 1 H W 84-74 North Carolina

OVERVIEW  
 PLAYERS  
 STAFF  
 TRADITION  
 REVIEW  
 RECORDS

2023-24 MEN'S BASKETBALL GUIDE



# ALL-TIME RESULTS

OVERVIEW  
PLAYERS  
STAFF  
TRADITION  
REVIEW  
RECORDS

D. 4	A	L	68-83	Duke
D. 17	N1	W	76-62	Alabama
D. 18	A1	L	62-72	Virginia Tech
D. 29	N2	W	85-57	Mississippi
D. 30	N2	W	77-67	Manhattan
J. 3	A	L	48-57	South Carolina
J. 6	A	L	72-87	Georgia Tech
J. 11	H	L	85-87	Duke (NR,1)
J. 15	H	W	86-82	South Carolina
J. 18	A	W	70-61	The Citadel
J. 22	H	L	87-90	Virginia Tech
J. 28	H	W	70-69	Virginia
J. 29	H	W	71-66	Maryland
F. 1	A	W	72-71	Wake Forest
F. 3	H	W	107-72	Furman
F. 5	A	L	58-76	NC State
F. 10	A	W	98-86	Furman
F. 14	H	W	104-89	Wake Forest
F. 18	N3	L	66-70	North Carolina
F. 19	N3	W	^76-74	NC State
F. 22	H	W	106-90	Georgia Tech
F. 25	A	L	61-63	Virginia
F. 26	A	W	81-69	Maryland
M. 3	N4	L	52-60	South Carolina


N1 - VPI Invitational, Blacksburg, VA; N2 - Poinsettia Classic, Greenville, SC; N3 - North-South Doubleheader, Charlotte, NC; N4 - ACC Tournament, Raleigh, NC; ^ denotes overtime

## 1966-67 (17-8 Overall, 9-5 ACC, 4th)

D. 1	A	L	65-76	North Carolina
D. 3	H	W	102-85	The Citadel
D. 16	N1	W	^73-64	Miami (FL)
D. 17	A1	L	44-52	Tennessee
D. 29	N2	W	92-82	Louisiana State
D. 30	A2	W	83-66	Furman
J. 5	A	W	76-55	Georgia Tech
J. 7	A	W	80-68	South Carolina
J. 10	A	L	61-85	Duke
J. 12	A	W	69-68	Furman
J. 14	A	W	^102-88	Virginia
J. 16	A	L	48-68	Maryland
J. 19	A	W	82-67	Furman
J. 21	A	W	70-68	Virginia Tech
J. 24	H	L	77-88	Georgia Tech
J. 31	A	L	80-90	Wake Forest
F. 4	H	W	80-60	NC State
F. 7	H	W	73-57	South Carolina
F. 11	H	W	70-68	Wake Forest
F. 14	H	W	73-68	Duke (NR,14)
F. 17	N3	W	62-50	NC State
F. 18	N3	W	92-88	North Carolina (NR, 4)
F. 25	H	W	65-61	Maryland
F. 27	H	L	71-73	Virginia
M. 9	N4	L	^61-63	Wake Forest

## 1967-68 (4-20 Overall, 3-11 ACC, T-7th)

D. 4	A	L	70-74	The Citadel
D. 29	N1	L	63-77	Hardin-Simmons
D. 30	A1	W	78-53	Furman
J. 4	H	L	68-70	Furman
J. 6	H	L	71-93	South Carolina
J. 9	A	L	79-101	Duke
J. 11	H	L	92-95	Virginia
J. 13	H	L	83-115	North Carolina (NR,3)
J. 15	H	W	^94-93	Maryland
J. 20	A	L	73-81	Virginia
J. 24	A	L	81-104	Louisiana State
J. 27	H	L	78-101	Virginia Tech
J. 30	H	W	70-67	Wake Forest
F. 1	A	L	64-99	Georgia Tech
F. 3	A	L	66-78	NC State
F. 7	A	L	74-89	South Carolina
F. 10	A	W	78-66	Wake Forest
F. 16	N2	L	74-96	North Carolina (NR,3)
F. 17	N2	L	67-69	NC State



F. 20	H	L	70-82	Duke (NR,8)
F. 22	A	L	64-66	Furman
F. 24	A	L	68-81	Maryland
F. 28	H	L	51-80	Georgia Tech
M. 7	N3	L	40-43	Duke (NR,6)

N1 - Poinsettia Classic, Greenville, SC; N2 - North-South Doubleheader, Charlotte, NC; N3 - ACC Tournament, Greensboro, NC; ^ denotes overtime

## 1968-69 (6-19 Overall, 2-12 ACC, T-7th)

N. 30*	H	W	76-72	Georgia Tech
D. 7	H	L	85-86	Louisiana State
D. 16	A	L	69-90	North Carolina (NR,2)
D. 19	A	W	96-74	Alabama
D. 21	N1	L	72-92	Auburn
D. 28	A	L	70-96	Duke
J. 2	H	L	72-73	The Citadel
J. 4	A	L	62-77	South Carolina
J. 8	A	L	66-72	Georgia Tech
J. 11	A	L	75-82	Virginia
J. 13	A	L	78-83	Maryland
J. 16	H	W	91-70	Furman
J. 23	A	W	95-82	Furman
J. 25	A	L	75-86	Virginia Tech
F. 1	H	W	78-77	NC State
F. 5	H	L	76-85	Duke
F. 7	H	L	67-70	Florida State
F. 10	H	L	79-106	South Carolina
F. 14	N2	L	74-84	NC State
F. 15	N2	L	81-107	North Carolina (NR,2)
F. 18	A	L	84-100	Wake Forest
F. 22	H	L	83-84	Maryland
F. 24	H	W	92-90	Virginia
F. 27	H	L	^104-112	Wake Forest
M. 6	N3	L	70-94	North Carolina (NR,4)

N1 - Birmingham, AL; N2 - North-South Doubleheader, Charlotte, NC; N3 - ACC Tournament, Charlotte, NC; ^ denotes overtime; \* - first game in Littlejohn Coliseum

## 1969-70 (7-19 Overall, 2-12 ACC, 8th)

D. 4	H	L	60-61	Auburn
D. 17	H	W	104-95	Alabama
D. 20	N1	L	103-111	Louisiana State (NR,15)
D. 22	A2	L	82-90	Texas-El Paso
D. 23	N2	L	63-78	Texas A&M
J. 7	A	L	84-96	Georgia Tech
J. 10	H	W	104-87	Virginia
J. 12	H	L	68-75	Maryland
J. 15	H	L	91-96	North Carolina (NR,7)
J. 17	A	W	81-80	Furman
J. 19	H	W	88-78	Georgia Tech
J. 22	A	L	80-122	Florida State
J. 24	H	W	87-79	Virginia Tech

J. 26	H	L	76-97	South Carolina (NR,3)
J. 28	H	W	93-67	Furman
J. 31	A	L	87-119	NC State (NR,8)
F. 4	H	L	88-92	Duke
F. 7	A	L	52-99	South Carolina (NR,2)
F. 9	A	L	75-91	Duke
F. 13	N3	L	66-110	North Carolina (NR,10)
F. 14	N3	L	84-102	NC State (NR,5)
F. 18	A	L	71-97	Wake Forest
F. 21	A	L	79-94	Virginia
F. 23	A	L	85-103	Maryland
F. 28	H	W	105-95	Wake Forest
M. 5	N4	L	33-34	South Carolina (NR,3)

N1 - Charlotte, NC; A2, N2 - Sun Bowl Carnival, El Paso, TX; N3 - North-South Doubleheader, Charlotte, NC; N4 - ACC Tournament, Charlotte, NC

## 1970-71 (9-17 Overall, 3-11 ACC, 8th)

D. 3	H	W	67-54	Furman
D. 5	H	W	61-46	Mercer
D. 18	A1	L	61-75	Vanderbilt
D. 19	N1	W	67-51	Southern Methodist
J. 2	A	L	53-81	South Carolina (NR,2)
J. 6	A	L	55-72	Georgia Tech
J. 9	A	L	56-66	Virginia
J. 11	A	L	52-56	Maryland
J. 14	A	L	72-92	North Carolina (NR,15)
J. 16	H	L	56-82	Duke
J. 18	H	W	59-50	NC State
J. 20	H	L	64-74	Georgia Tech
J. 23	A	L	66-76	Virginia Tech
J. 28	H	W	45-44	Virginia (NR,15)
J. 30	H	W	^91-87	Indiana State
F. 1	A	L	61-77	Furman
F. 6	H	L	44-47	South Carolina (NR,7)
F. 8	H	W	77-52	Rollins
F. 12	N2	L	^57-64	NC State
F. 13	N2	L	48-86	North Carolina (NR,11)
F. 16	A	L	57-74	Wake Forest
F. 20	H	W	56-53	Virginia Tech
F. 23	H	W	^51-45	Maryland
F. 26	H	L	54-64	Wake Forest
M. 2	A	L	60-70	Duke
M. 11	N3	L	41-76	North Carolina (NR,13)

A1, N1 - Music City Classic, Nashville, TN; N2 - North-South Doubleheader, Charlotte, NC; N3 - ACC Tournament, Greensboro, NC; ^ denotes overtime

## 1971-72 (10-16 Overall, 2-12 ACC, 7th)

D. 4	N1	L	65-76	Davidson
D. 11	H	W	^72-66	Purdue
D. 18	A	W	^82-77	Indiana State
D. 21	A	L	64-93	Cincinnati

D. 29	N2	W	67-49	Holy Cross
D. 30	N2	W	77-67	Auburn
J. 5	A	W	66-57	Georgia Tech
J. 8	H	W	63-61	Maryland (NR,12)
J. 12	H	L	61-81	North Carolina (NR,3)
J. 15	A	L	69-71	Duke
J. 17	A	L	46-58	NC State
J. 19	H	W	74-72	Furman
J. 22	H	W	85-73	Virginia Tech
J. 29	H	W	83-70	Georgia Tech
J. 31	H	L	58-62	Virginia (NR,8)
F. 2	A	L	44-48	Virginia Tech
F. 5	H	L	58-62	South Carolina (NR,8)
F. 11	N3	L	50-73	North Carolina (NR,3)
F. 12	N3	L	59-74	NC State
F. 16	A	L	51-59	Wake Forest
F. 19	A	L	57-67	Maryland (NR,19)
F. 21	A	L	60-62	Virginia (NR,6)
F. 26	H	L	63-70	Wake Forest
M. 1	H	W	59-40	Duke
M. 4	A	L	64-77	South Carolina (NR,8)
M. 9	N4	L	52-54	Maryland (NR,13)

N1 - Charlotte, NC; N2 - Poinsettia Classic, Greenville, SC; N3 - North-South Doubleheader, Charlotte, NC; N4 - ACC Tournament, Greensboro, NC; ^ denotes overtime

## 1972-73 (12-14 Overall, 4-8 ACC, T-4th)

N. 28	H	W	86-77	Georgia Tech
D. 2	N1	L	59-65	Davidson
D. 6	A	L	69-83	Furman
D. 9	H	W	89-68	Presbyterian
D. 16	N2	L	60-63	Villanova
D. 22	H	W	70-63	Kent State
D. 28	N3	W	80-65	Pepperdine
D. 29	A3	L	59-70	Furman
J. 3	H	W	75-68	Niagara
J. 6	H	L	75-79	Maryland (NR,2)
J. 10	A	L	58-92	North Carolina (NR,7)
J. 13	A	L	73-75	Duke
J. 17	A	L	59-87	St. John's (NR,17)
J. 20	H	L	76-86	NC State (NR,2)
J. 24	H	W	72-54	The Citadel
J. 27	H	W	64-63	Virginia
F. 3	A	W	74-57	Georgia Tech
F. 6	H	W	89-68	Stetson
F. 9	N4	L	61-68	NC State (NR,2)
F. 10	N4	L	69-84	North Carolina (NR, 6)
F. 14	H	W	86-61	Wake Forest
F. 17	A	L	66-69	Maryland (NR,10)
F. 19	A	W	^56-54	Virginia
F. 24	A	L	55-58	Wake Forest
F. 28	H	W	75-50	Duke
M. 8	N5	L	61-77	Maryland (NR,10)

2012-13 MEN'S BASKETBALL GUIDE





# ALL-TIME RESULTS

N1 - Charlotte, NC; N2 - Philadelphia, PA; A3,N3 - Poinsettia Classic, Greenville, SC; N4 - North-South Doubleheader, Charlotte, NC; N5 - ACC Tournament, Greensboro, NC; ^ denotes overtime

## 1973-74 (14-12 Overall, 3-9 ACC, T-5th)

N. 30 H1 W 87-72 Auburn  
D. 1 H1 W 68-58 Saint John's  
D. 5 A W ^81-80 Purdue  
D. 7 N2 L 58-65 Florida State  
D. 8 N2 W 71-66 Duquesne  
D. 15 H W 63-61 Georgia Tech  
D. 18 H L 70-74 Louisville (NR,8)  
D. 28 N3 W 78-63 Delaware  
D. 29 A3 W 75-67 Furman  
J. 5 A L 60-89 Maryland (NR,3)  
J. 9 H L 90-102 North Carolina (NR,5)  
J. 12 A L 68-96 NC State (NR,4)  
J. 16 A L 50-63 Duke  
J. 19 A L 65-74 Wake Forest  
J. 23 H W 58-54 Furman  
J. 26 H W 61-51 Virginia  
J. 30 H W ^62-58 The Citadel  
F. 2 A L 60-61 North Carolina (NR,4)  
F. 6 H W 73-65 East Tennessee St.  
F. 13 H W 74-73 Wake Forest  
F. 16 H L 54-56 Maryland (NR,6)  
F. 20 A L 68-81 Virginia  
F. 23 H L 75-80 NC State (NR,1)  
F. 27 H W 74-68 Duke  
M. 2 A W 71-58 Georgia Tech  
M. 7 N4 L 63-68 Virginia  
H1 - IPTAY Tournament; N2 - Steel Bowl Tournament, Pittsburgh, PA; N3 - Poinsettia Classic, Greenville, SC; N4 - ACC Tournament, Greensboro, NC; ^ denotes overtime

## 1974-75 (17-11 Overall, 8-4 ACC, T-2nd)

### Ranked 19th in final UPI Poll

N. 29 H1 W 93-80 Mississippi  
N. 30 H1 L 75-76 Pennsylvania (NR,14)  
D. 4 H W 82-69 Furman  
D. 7 H W 103-57 Appalachian State  
D. 18 A L 75-90 Louisville (NR,4)  
D. 20 N2 L 63-67 La Salle  
D. 21 A2 L 69-71 Dayton  
D. 27 N3 W 63-59 Auburn  
D. 28 A3 L 52-66 Minnesota  
D. 31 A W 92-73 Florida Southern  
J. 4 H W 86-68 Virginia  
J. 9 A L 72-74 North Carolina (NR,15)  
J. 15 A L 72-75 Duke  
J. 18 H W 80-77 Wake Forest

J. 22 H W 83-82 Maryland (NR,3)  
J. 25 A W 74-64 Virginia  
J. 29 H W 106-75 The Citadel  
F. 1 H W 80-72 North Carolina (NR,10)  
F. 4 A L 89-92 NC State (15,6)  
F. 12 A W 71-54 W. Forest (18,NR)  
F. 15 H W 100-66 Duke (18,NR)  
F. 19 A W 85-69 Georgia Tech (16,NR)  
F. 22 H W 92-70 NC State (16,4)  
F. 26 A L 64-70 Maryland (11,2)  
M. 1 H W 93-59 Biscayne (11,NR)  
M. 6 N4 W 78-76 Duke (14,NR)  
M. 7 N4 L ^71-76 North Carolina (14,12)  
M. 15 N5 L 86-91 Providence (14,NR)  
H1 - IPTAY Tournament; A2,N2 - Dayton Invitational, Dayton, OH; A3,N3 - Pillsbury Classic, Minneapolis, MN; N4 - ACC Tournament, Greensboro, NC; N5 - NIT, New York, NY; ^ denotes overtime

## 1975-76 (18-10 Overall, 5-7 ACC, T-4th)

N. 28 H1 W 78-64 Harvard  
N. 29 N1 L ^81-87 Austin Peay  
D. 3 A W ^92-86 Furman  
D. 6 H W 93-49 Baptist  
D. 13 H W 103-64 Presbyterian  
D. 16 A W 59-54 Jacksonville  
D. 19 N2 W 82-46 Middle Tennessee  
D. 20 A2 L 66-77 Tennessee (NR,11)  
D. 29 N3 W 80-60 Boston College  
D. 30 N3 W 72-54 Davidson  
J. 2 H W 103-71 Biscayne  
J. 7 H L 64-83 North Carolina (NR,6)  
J. 10 A W 81-68 The Citadel  
J. 14 H W ^102-96 Duke  
J. 17 A W 86-81 Wake Forest (NR,5)  
J. 21 A W 82-77 Maryland (NR, 2)  
J. 24 H L 62-69 Virginia  
J. 28 H W 89-65 Furman  
J. 31 A L 64-79 North Carolina (NR,4)  
F. 3 A L 89-92 NC State (NR,10)  
F. 11 H L 77-84 Wake Forest  
F. 14 H L 89-98 Maryland (NR,4)  
F. 18 A L 77-90 Virginia  
F. 21 H W 103-90 NC State (NR,12)  
F. 25 A W 90-89 Duke  
F. 28 H W 122-79 Florida Southern  
M. 4 N4 W 76-63 Wake Forest  
M. 5 N4 L 74-82 North Carolina (NR,4)  
H1 - IPTAY Tournament; A2, N2 - Volunteer Classic, Knoxville, TN; N3 - Charlotte Invitational, Charlotte, NC; N4 - ACC Tournament, Landover, MD; ^ denotes overtime

## 1976-77 (22-6 Overall, 8-4 ACC, T-2nd)

N. 26 H W 104-50 Yale  
N. 27 H1 W 108-92 Florida State  
D. 1 H W 110-72 Furman  
D. 4 H W 110-55 Georgia Southern  
D. 11 H W 133-78 Tennessee Tech (16,NR)  
D. 14 H W 98-67 Buffalo (13,NR)  
D. 16 N2 W 94-42 Biscayne (13,NR)  
D. 18 A W 78-64 Stetson (13,NR)  
D. 27 A3 L 49-67 Marquette (11,6)  
D. 28 N3 W 128-76 Boston College (11,NR)  
J. 5 N4 L 63-91 North Carolina (16,6)  
J. 8 H W 98-69 Georgia Tech (16,NR)  
J. 12 A W ^80-73 Duke (17,NR)  
J. 15 H L 82-84 Wake Forest (17,7)  
J. 19 H W 93-71 Maryland (NR,13)  
J. 22 A W 63-54 Virginia  
J. 26 A W 94-86 Furman (19,NR)  
J. 29 H W 93-73 North Carolina (19,4)  
F. 1 H W 60-59 NC State (16,NR)  
F. 3 H W 77-55 Cleveland State (16,NR)  
F. 8 A W 70-66 Wake Forest (15,4)  
F. 12 A L 78-84 Maryland (15,NR)  
F. 16 H L 65-71 Virginia (18,NR)  
F. 19 A W 68-66 NC State (18,NR)  
F. 23 H W 67-63 Duke (18,NR)  
F. 26 H W 120-56 Roanoke (19,NR)  
M. 3 N5 W 82-74 Duke (18,NR)  
M. 4 N5 L 60-72 Virginia (18,NR)  
H1 - IPTAY Tournament; N2 - Miami, FL; N3 - Dairyland Classic, Milwaukee, WI; N4 - Greensboro, NC; N5 - ACC Tournament, Greensboro, NC; ^ denotes overtime

## 1977-78 (15-12 Overall, 3-9 ACC, T-6th)

N. 25 H1 W 125-62 Texas Christian  
N. 26 H1 W 82-75 Rhode Island  
N. 30 A W 101-83 Furman  
D. 3 H W 99-65 The Citadel  
D. 7 H W 98-58 American  
D. 10 A L 66-72 South Carolina  
D. 17 H W 93-88 Appalachian State  
D. 20 N2 W 82-58 Catholic  
D. 21 N2 W 94-61 Canisius  
D. 30 N3 W 100-55 Boston University  
J. 4 H L ^77-79 North Carolina (NR,2)  
J. 7 H W 79-58 South Carolina  
J. 11 H L 85-107 Duke  
J. 14 N4 L ^90-91 Wake Forest  
J. 16 A L 75-90 Maryland  
J. 21 H W ^79-70 Virginia (NR,13)  
J. 25 H L 68-87 Furman  
J. 28 A L 64-98 North Carolina (NR,3)  
J. 31 A L 69-73 NC State

F. 4 H W 85-65 Stetson  
F. 8 H W 91-81 Wake Forest (NR,14)  
F. 11 H L 75-80 Maryland  
F. 15 A W 63-55 Virginia (NR,17)  
F. 18 H L 65-72 NC State  
F. 22 A L 62-78 Duke (NR,13)  
F. 25 H W 91-47 Biscayne  
M. 1 N5 L 72-83 Duke (NR,15)  
N1 - IPTAY Tournament; N2 - Charleston, SC; N3 - Jacksonville, SC; N4 - Greensboro, NC; N5 - ACC Tournament, Greensboro, NC; ^ denotes overtime


## 1978-79 (19-10 Overall, 5-7 ACC, 5th)

N. 24 H W 108-67 Catholic  
N. 27 H W 106-74 Furman  
D. 1 H1 W 73-57 Brown  
D. 2 H1 W 72-52 Kent State  
D. 6 A W 70-65 South Carolina  
D. 9 H W 71-58 The Citadel  
D. 16 H W 71-56 Western Carolina  
D. 28 A2 W 68-57 Texas-El Paso  
D. 29 N2 W 58-57 Texas Tech  
J. 3 N3 L 68-90 North Carolina (NR,3)  
J. 6 A L 56-58 The Citadel  
J. 10 A L 54-73 Duke (NR,7)  
J. 13 H W ^61-66 Wake Forest  
J. 17 H L 63-77 Maryland (NR,19)  
J. 20 A L 54-61 Virginia  
J. 24 A W 64-58 Furman  
J. 27 H W 66-61 North Carolina (NR,2)  
J. 30 H W 85-72 NC State (NR,20)  
F. 1 H W 110-73 Colgate  
F. 3 H W 74-64 South Carolina  
F. 7 N3 W 85-74 Wake Forest  
F. 10 A L 69-77 Maryland (NR,19)  
F. 14 H L 68-72 Virginia  
F. 17 A L 58-83 NC State  
F. 21 H W 70-49 Duke (NR,6)  
F. 24 H W 81-47 Buffalo State  
M. 1 N4 L 67-75 Maryland  
M. 7 A5 W ^68-67 Kentucky  
M. 12 H6 L ^59-61 Old Dominion  
H1 - IPTAY Tournament; A2,N2 - Sun Bowl Carnival, El Paso, TX; N3 - Greensboro, NC; N4 - ACC Tournament, Greensboro, NC; A5 - NIT, Lexington, KY; H6 - NIT; ^ denotes overtime

## 1979-80 (23-9 Overall, 8-6 ACC, 4th)

N. 30 H1 W 90-72 Siena  
D. 1 H1 W 94-61 Middle Tennessee  
D. 5 H W 93-73 South Carolina  
D. 8 H W 93-59 Baptist  
D. 15 H W 98-73 Rider

OVERVIEW  
PLAYERS  
STAFF  
TRADITION  
REVIEW  
RECORDS



# ALL-TIME RESULTS

OVERVIEW  
PLAYERS  
STAFF  
TRADITION  
REVIEW  
RECORDS

D. 17	H	W	113-74	Georgia Southern
D. 27	N2	W	79-68	Texas Tech
D. 28	N2	W	85-65	UNC-Charlotte
D. 29	N2	L	67-72	Oregon State (NR,18)
J. 2	H	W	93-76	North Carolina (NR,6)
J. 5	A	W	56-48	Georgia Tech
J. 9	H	W	^87-82	Duke (18,1)
J. 12	A	L	83-86	Wake Forest (18,NR)
J. 16	A	L	83-84	Maryland (17,NR)
J. 19	H	W	88-68	Virginia (17, 12)
J. 23	H	W	85-67	Furman (12,NR)
J. 26	A	L	70-73	North Carolina (12,13)
J. 29	A	L	67-80	NC State (16,NR)
J. 31	H	W	76-52	Georgia Tech (16,NR)
F. 2	A	W	61-60	South Carolina (16,NR)
F. 6	H	W	86-69	Wake Forest (16,NR)
F. 9	H	W	90-81	Maryland (16,7)
F. 13	A	L	87-89	Virginia (10,NR)
F. 16	H	W	78-70	NC State (10,20u)
F. 20	A	L	^82-87	Duke (12,17)
F. 22	H	W	38-27	UNC-Asheville (12,NR)
F. 28	N3	W	57-49	Virginia (17,NR)
F. 29	N3	L	85-91	Maryland (17,7)
M. 6	N4	W	76-73	Utah State
M. 8	N4	W	71-66	Brigham Young (NR,12)
M. 12	N5	W	74-66	Lamar
M. 15	N5	L	74-85	UCLA

H1 - IPTAY Tournament; N2 - Far West Classic, Portland, OR; N3 - ACC Tournament, Greensboro, NC; N4 - NCAA West Regional, Ogden, UT; N5 - NCAA West Regional, Tucson, AZ; ^ denotes overtime

### 1980-81 (20-11 Overall, 6-8 ACC, T-5th)

N. 28	N1	W	82-64	Cornell
N. 29	H1	W	99-71	Fairfield
D. 3	H	W	102-59	Samford
D. 6	A	W	82-69	South Carolina
D. 13	H	W	108-41	Illinois Tech
D. 16	H	W	124-70	West Virginia Tech
D. 19	N2	W	67-56	Illinois State
D. 20	A2	L	67-68	Marquette
D. 28	N3	W	^50-49	Louisiana Tech
D. 29	N3	W	58-57	Indiana (NR,15)
D. 30	A3	W	^75-71	Hawaii
J. 3	H	W	76-68	NC State
J. 7	A1	W	65-54	Georgia Tech (20,NR)
J. 10	A	L	71-73	Wake Forest (20,6)
J. 14	H	W	82-58	The Citadel (19,NR)
J. 17	H	L	^62-68	Maryland (19,10)
J. 19	H	L	59-74	Virginia (19,2)
J. 21	H	W	72-48	Georgia Tech (19,NR)
J. 24	A	L	57-75	Duke (19,NR)
J. 28	H	L	47-61	North Carolina (NR,12)
J. 31	A	W	69-67	Furman
F. 4	A	W	82-76	NC State
F. 8	H	W	115-91	South Carolina
F. 12	A	L	70-72	Maryland (NR,19)
F. 14	A	L	58-73	Virginia (NR,1)
F. 18	H	W	81-71	Wake Forest (NR,11)
F. 21	A	L	61-75	North Carolina (NR,13)
F. 25	H	W	^54-52	Duke
F. 28	H	W	91-69	Baltimore
M. 5	N4	L	71-80	Wake Forest (NR,11)
M. 12	H5	L	82-90	Temple

H1 - IPTAY Tournament; A1 - Omni; N2 - Milwaukee Classic, Milwaukee, WI; N3 - Rainbow Classic, Honolulu, HI; N4 - ACC Tournament, Landover, MD; H5 - NIT; ^ denotes overtime

### 1981-82 (14-14 Overall, 4-10 ACC, T-6th)

N. 27	H1	W	109-91	Bowling Green
N. 28	H1	W	79-72	Stetson
D. 2	H	W	102-53	Austin Peay State
D. 5	H	W	61-60	Arkansas-Little Rock
D. 12	H	W	67-65	South Carolina
D. 14	H	W	96-56	West Chester State
D. 18	N2	L	68-80	Iowa (NR,6)
D. 19	N2	W	59-32	Mississippi State
J. 2	A	L	59-75	NC State (NR,20)

J. 6	A	W	62-57	Georgia Tech
J. 9	H	L	54-68	Wake Forest
J. 16	A	L	57-62	Maryland
J. 17	A	L	68-89	Virginia (NR,3)
J. 20	H	W	55-49	Georgia Tech
J. 23	H	L	44-50	Duke
J. 27	A	L	72-77	North Carolina (NR,2)
J. 30	A	W	88-56	The Citadel
F. 3	H	W	65-54	NC State
F. 6	A	L	86-94	South Carolina
F. 10	A	L	76-94	Wake Forest (NR,16)
F. 13	H	L	54-56	Virginia (NR,1)
F. 15	H	W	79-62	Furman
F. 17	H	W	75-66	Maryland
F. 20	H	L	49-55	North Carolina (NR,2)
F. 24	A	L	^^^72-73	Duke
F. 27	H	W	91-70	Maryland-Eastern Shore
M. 5	N3	L	54-56	Virginia (NR,3)
M. 12	H4	L	49-53	Mississippi

H1 - IPTAY Tournament; N2 - Kettle Classic, Houston, TX; N3 - ACC Tournament, Greensboro, NC; H4 - NIT; ^ denotes overtime

### 1982-83 (11-20 Overall, 2-12 ACC, 8th)

N. 26	N1	W	^82-79	Texas A&M
N. 27	N1	L	63-72	Vanderbilt
N. 28	N1	L	66-76	Washington
D. 3	H2	W	85-73	Bucknell
D. 4	H2	L	58-60	Southern Miss
D. 6	H	W	63-56	The Citadel
D. 11	H	W	95-69	Presbyterian
D. 15	H	W	76-59	Campbell
D. 18	H	L	72-75	Vanderbilt
D. 28	N3	L	54-60	Kansas State
D. 29	N3	L	59-69	Texas-El Paso
J. 4	A	W	51-50	Furman
J. 7	H	L	70-76	NC State (NR,16)
J. 11	A	L	66-71	Georgia Tech
J. 15	A	L	76-89	Wake Forest
J. 19	H	L	61-80	Maryland
J. 22	A	L	87-105	Virginia (NR,7)
J. 24	H	W	58-56	Georgia Tech
J. 27	A	L	77-94	South Carolina
J. 29	A	L	96-99	Duke
F. 2	H	L	81-84	North Carolina (NR,1)
F. 5	H	W	81-60	Baptist
F. 9	A	L	83-90	NC State
F. 12	H	W	86-81	South Carolina
F. 16	H	L	82-86	Wake Forest
F. 19	A	L	88-92	Maryland
F. 23	H	L	^83-85	Virginia (NR,3)
F. 27	A	L	80-93	North Carolina (NR,11)
M. 2	H	W	93-86	Duke
M. 5	H	W	92-88	Illinois-Chicago
M. 11	N4	L	79-105	North Carolina (NR,5)

N1 - Great Alaskan Shootout, Anchorage; H2 - IPTAY Tournament; N3 - Sun Bowl Tournament, El Paso, TX; N4 - ACC Tournament, Atlanta, GA; ^ denotes overtime

### 1983-84 (14-14 Overall, 3-11 ACC, 8th)

N. 26	H	W	105-55	Wagner
N. 26	H1	W	^66-61	Marquette
N. 30	H1	W	71-67	Furman
D. 3	H	W	72-71	South Carolina
D. 10	H	W	92-70	The Citadel
D. 17	A	W	70-62	Vanderbilt
D. 19	H	W	102-52	Baylor
D. 28	A	L	55-69	Nevada-Las Vegas
D. 30	N1	L	61-63	Marshall
J. 4	H	W	97-63	Saint Francis
J. 9	H	W	63-61	NC State (NR,12)
J. 11	H	W	79-69	Georgia Tech
J. 14	H	W	71-59	Baptist
J. 17	A	L	72-85	Maryland (NR,7)
J. 21	H	L	73-74	Virginia
J. 26	A	L	52-59	Georgia Tech
J. 28	H	L	65-67	Duke
F. 1	A2	L	75-97	North Carolina (NR,1)
F. 4	H	L	^72-76	Wake Forest (NR,15)
F. 8	A	L	59-69	NC State

F. 11	A	W	61-59	South Carolina
F. 15	A2	L	57-68	Wake Forest (NR,13)
F. 18	H	L	^^^65-66	Maryland (NR,17u)
F. 21	A	L	70-77	Virginia
F. 26	H	L	71-82	North Carolina (NR,1)
F. 29	A	W	77-76	Duke (NR,15)
M. 3	H	W	62-52	Campbell
M. 9	N2	L	66-78	North Carolina (NR,1)

H1 - IPTAY Tournament; N1 - Las Vegas, NV; A2,N2 - Greenboro; ^ denotes overtime

### 1984-85 (16-13 Overall, 5-9 ACC, T-6th)

N. 26	H	L	^67-68	Tennessee Tech
N. 30	H1	W	90-55	Campbell
D. 1	H1	W	79-69	South Alabama
D. 5	A	L	66-71	South Carolina
D. 8	H	W	89-62	Augusta
D. 15	H	W	81-75	Middle Tennessee
D. 19	A	W	^55-53	Furman
D. 28	N2	W	86-72	Massachusetts
D. 29	A2	W	81-74	Vanderbilt
J. 2	H	W	84-77	Appalachian State
J. 8	A	W	90-81	Georgia Tech (NR,8)
J. 10	H	L	68-71	NC State
J. 12	A	L	61-83	Wake Forest
J. 16	A	L	84-94	Maryland
J. 19	H	W	82-62	Virginia
J. 23	H	L	59-64	Georgia Tech (NR,16)
J. 26	H	L	83-100	Duke (NR,5)
J. 30	H	W	52-50	North Carolina (NR,11)
F. 2	H	W	96-65	Delaware State
F. 6	A	L	57-69	NC State
F. 9	H	W	98-81	South Carolina
F. 13	H	W	80-65	Wake Forest
F. 17	H	W	71-64	Maryland (NR,10)
F. 20	A	L	66-69	Virginia
F. 23	A	L	50-84	North Carolina (NR,13)
F. 27	A	L	73-90	Duke (NR,6)
M. 2	H	W	100-55	Winthrop
M. 8	N3	L	63-70	NC State (NR,18)
M. 15	%A	L	65-67	UT-Chattanooga

H1 - IPTAY Tournament; N2 - Music City Tournament, Nashville, TN; N3 - ACC Tournament, Atlanta, GA; % - NIT; ^ denotes overtime

### 1985-86 (19-15 Overall, 3-11 ACC, 7th)

N. 25	H	W	83-57	Maryland-Eastern Shore
N. 29	H1	W	92-67	East Tennessee St.
N. 30	H1	W	70-60	South Florida
D. 2	H	W	101-63	Rider
D. 4	H	W	79-36	Morgan State
D. 7	H	W	^73-66	South Carolina
D. 14	H	W	87-60	Bethune-Cookman
D. 16	H	W	89-63	Baptist
D. 18	H	W	100-60	Georgia State
D. 21	A	W	65-64	Texas Tech
D. 28	N1	W	81-76	Bradley
D. 29	N1	L	64-69	Missouri
D. 30	N1	W	69-62	Seton Hall
J. 6	H	W	91-64	Wake Forest
J. 11	H	L	81-83	Virginia
J. 13	A	L	57-60	NC State
J. 15	H	L	71-83	Georgia Tech (NR,5)
J. 23	A	L	64-65	South Carolina
J. 25	A	W	46-43	Wake Forest
J. 29	A	L	78-89	Duke (NR,5)
F. 1	A	L	67-85	North Carolina (NR,1)
F. 5	H	L	^69-73	NC State (NR,19u)
F. 8	A	L	69-78	Maryland
F. 12	H	L	64-79	North Carolina (NR,1)
F. 13	H	W	96-52	Florida A&M
F. 15	H	W	70-60	Maryland
F. 17	H	W	75-57	Furman
F. 22	A	L	69-82	Virginia
F. 26	H	L	69-77	Duke (NR,1)
M. 2	A	L	63-74	Georgia Tech (NR,4)
M. 7	N2	L	61-79	Georgia Tech (NR,6)
M. 13	%H	W	99-81	Middle Tennessee
M. 17	%A	W	77-65	Georgia
M. 20	%A	L	57-62	Wyoming

H1 - IPTAY Tournament; N1 - Rainbow Classic; N2 - ACC Tournament, Greensboro, NC; % - NIT; ^ denotes overtime

### 1986-87 (25-6 Overall, 10-4 ACC, 2nd) Ranked 13th by AP, 15th by UPI

N. 28	H1	W	108-91	Georgia State
N. 29	H1	W	92-77	Boston University
D. 3	H	W	89-58	UNC-Asheville
D. 6	H	W	86-72	Texas Tech
D. 14	A	W	71-65	South Carolina
D. 16	H	W	103-45	Prairie View A&M
D. 17	H	W	112-39	Armstrong State
D. 29	N1	W	95-42	Delaware State
D. 30	A1	W	76-44	Arkansas-Little Rock
J. 2	N2	W	90-86	Fordham
J. 3	A2	W	93-74	Hawaii Pacific
J. 7	H	W	73-69	NC State (20,18)
J. 10	A	W	^91-88	Wake Forest (20,NR)
J. 12	H	W	108-55	Fla. International (12,NR)
J. 14	H	W	94-77	Furman (12,NR)
J. 17	H	W	72-64	Maryland (12,NR)
J. 20	A	W	67-66	Georgia Tech (10,NR)
J. 24	H	L	^103-105	Duke (10,12)
J. 26	H	W	96-69	Winthrop (14,NR)
J. 28	H	L	99-108	North Carolina (14,1)
J. 31	H	W	89-83	Virginia (14,NR)
F. 4	A	W	80-79	Maryland (12,NR)
F. 7	H	W	74-52	South Carolina (12,NR)
F. 11	A	W	78-75	NC State (12,NR)
F. 14	A	W	^94-90	Virginia (12,NR)
F. 18	H	W	87-71	Wake Forest (10,NR)
F. 21	A	L	80-96	North Carolina (10,3)
F. 25	H	W	88-77	Georgia Tech (13,NR)
F. 28	A	L	59-65	Duke (13,17)
M. 6	N3	L	62-69	Wake Forest (13,NR)
M. 13	N4	L	60-65	SW Missouri St. (13,NR)

H1 - IPTAY Tournament; N1 - TCBY Arkansas-Little Rock Classic; N2 - Hawaii Pacific Tournament; N3 - ACC Tournament, Landover, MD; N4 - NCAA Southeast Regional, Atlanta, GA; ^ denotes overtime

### 1987-88 (14-15 Overall, 4-10 ACC, 7th)

N. 27	N1	W	69-54	Oregon State
N. 30	H	W	81-60	Baptist
D. 2	H	W	71-61	Towson State
D. 5	H	W	103-68	Mercer
D. 12	H	W	76-57	Coastal Carolina
D. 15	H	L	85-88	Southern Miss
D. 16	H	W	91-45	Augusta
D. 28	N2	L	88-93	Michigan (NR,11)
D. 29	N2	W	98-47	Fla. International
J. 6	A	L	61-70	NC State
J. 9	A	L	5	



# ALL-TIME RESULTS

D. 10	H	W	79-36	Wagner
D. 13	H	W	93-70	S.C. State
D. 17	A	W	77-63	Hofstra
D. 27	N1	W	81-77	Middle Tennessee
D. 29	A1	W	74-61	Oregon
D. 30	A1	L	58-72	Oregon State
J. 5	H	L	65-73	NC State (NR,16)
J. 7	H	W	75-58	Maryland
J. 11	H	W	88-70	Virginia
J. 14	A	W	75-71	Wake Forest
J. 18	H	W	104-74	Youngstown State
J. 21	H	W	77-60	Western Carolina
J. 25	A	L	74-75	Georgia Tech (NR,22)
J. 29	A	L	62-92	Duke (NR,8)
F. 1	H	W	85-82	North Carolina (NR,8)
F. 4	H	W	78-65	South Carolina
F. 7	A	L	87-98	Maryland
F. 11	H	W	96-71	Liberty
F. 15	A	L	75-90	NC State (NR,19)
F. 18	A	L	83-85	Virginia
F. 22	H	W	94-83	Wake Forest
F. 25	A	L	86-100	North Carolina (NR,5)
M. 1	H	W	79-74	Duke (NR,9)
M. 4	H	W	^81-79	Georgia Tech (NR,25)
M. 10	N2	L	73-90	Virginia
M. 16	N3	W	83-70	Saint Mary's (NR,22)
M. 18	N3	L	68-94	Arizona (NR,1)

N1 - Far West Classic; N2 - ACC Tournament, Atlanta, GA; N3 - NCAA West Regional, Boise, ID; ^ denotes overtime

**1989-90 (24-8 Overall, 10-4 ACC, 1st)  
Ranked 17th by AP and UPI,  
13th by USA Today**

N. 24	A1	W	87-73	American-PR
N. 25	N1	W	74-61	Stetson
N. 26	N1	L	48-57	Alabama
N. 28	A	L	71-54	The Citadel
D. 6	N2	W	72-71	Providence
D. 9	H	W	114-76	Radford
D. 18	A#	W	104-79	UNC-Charlotte
D. 27	N3	L	71-73	Villanova
D. 28	N3	W	85-65	Niagara
J. 2	A	L	77-79	NC State (NR,18)
J. 6	H	W	82-77	Maryland
J. 9	A	W	76-70	Virginia
J. 11	H	W	78-54	UNC-Asheville
J. 13	H	W	76-57	Wake Forest
J. 15	H	W	117-59	Georgia State
J. 17	H	W	97-61	Western Carolina
J. 20	H	W	91-58	Hofstra
J. 25	H	W	91-90	Georgia Tech (NR,13)
J. 27	A	L	60-83	North Carolina
J. 31	A	L	80-94	Duke (NR,5)
F. 3	H	W	83-65	South Carolina
F. 7	A	W	75-73	Maryland
F. 10	H	W	74-63	Virginia
F. 12	H	W	89-81	NC State
F. 14	H	W	85-74	Furman
F. 21	A	W	89-75	Wake Forest
F. 24	H	W	69-61	North Carolina (23,NR)
F. 28	H	W	97-93	Duke (20,5)
M. 3	A	L	69-85	Georgia Tech (20,11)
M. 5	A	L	53-54	South Carolina (17,NR)
M. 9	N4	W	79-70	Wake Forest (17,NR)
M. 10	N4	L	66-69	Virginia (17,NR)
M. 15	N5	W	*49-47	Brigham Young (17,NR)
M. 17	N5	W	*79-75	La Salle (17,12)
M. 22	N6	L	*70-71	Connecticut (17,3)

N1 - San Juan Shootout, San Juan, Puerto Rico; N2 - ACC-Big East Challenge, Greensboro Coliseum; # - Charlotte Coliseum; N3 - Texaco Star Classic, San Diego, CA; N4 - ACC Tournament, Charlotte, NC; N5 - NCAA Eastern Regional, Hartford, CT; N6 - NCAA Eastern Regional, East Rutherford, NJ; \* - NCAA participation vacated

**1990-91 (11-17 Overall, 2-12 ACC, 8th)**

N. 24	H	W	90-73	Maryland-BC
N. 26	H	W	96-56	Samford

N. 28	H	W	91-77	The Citadel
D. 2	H	W	68-66	Furman
D. 4	N1	L	62-78	Seton Hall
D. 8	H	W	75-68	Wisconsin-Green Bay
D. 15	H	L	100-108	UNC-Charlotte
D. 17	H	W	103-83	S.C. State
D. 20	N2	W	71-70	Coppin State
D. 21	N2	W	99-89	Florida Atlantic
J. 2	A	L	70-74	NC State
J. 5	A	L	65-81	Maryland
J. 8	H	L	78-82	Virginia (NR,13)
J. 12	H	L	^88-93	Wake Forest
J. 16	H	W	103-82	Western Carolina
J. 19	H	L	52-71	Temple
J. 24	A	L	68-89	Georgia Tech (NR,25)
J. 26	H	L	70-99	Duke (NR,7)
J. 31	H	L	77-90	North Carolina (NR,9)
F. 2	A	L	53-58	South Carolina
F. 6	H	W	73-69	Maryland
F. 10	H	L	62-72	NC State
F. 16	A	L	47-57	Virginia
F. 23	A	L	57-73	North Carolina (NR,6)
F. 24	A	L	55-81	Wake Forest
F. 27	A	L	62-79	Duke (NR,8)
M. 2	H	W	69-62	Georgia Tech (NR,24)
M. 8	N3	L	59-67	North Carolina (NR,7)

N1 - ACC-Big East Challenge, Syracuse, NY; N2 - Florida International Tournament, Miami, FL; N3 - Charlotte Coliseum; ^ denotes overtime

**1991-92 (14-14 Overall, 4-12 ACC, 9th)**

N. 30	H	W	114-69	Morehead State
D. 2	H	W	96-76	Oral Roberts
D. 7	H	W	87-67	Charleston Southern
D. 14	H	W	85-60	Tennessee State
D. 16	H	W	87-83	Furman
D. 28	N1	L	87-95	Texas
D. 29	N1	W	63-60	Northern Iowa
J. 4	H	L	58-73	Wake Forest (NR,20)
J. 9	A	L	69-103	North Carolina (NR,8)
J. 11	H	W	94-54	UNC-Asheville
J. 13	H	W	79-59	Wofford
J. 18	H	L	75-78	NC State
J. 22	H	W	51-48	Virginia
J. 25	A	L	71-84	Maryland
J. 27	A	L	73-112	Duke (NR,1)
J. 29	A	W	81-71	Western Carolina
F. 1	H	W	55-52	South Carolina
F. 5	H	W	^95-78	Georgia Tech (NR,24)
F. 8	A	L	90-102	Florida State (NR,23)
F. 12	A	L	48-60	Wake Forest
F. 15	H	L	72-80	North Carolina (NR,4)
F. 18	H	W	68-67	Florida State (NR,16)
F. 22	H	W	82-70	Maryland
F. 26	A	L	61-63	NC State
F. 29	A	L	49-69	Virginia
M. 4	H	L	97-98	Duke (NR,1)
M. 8	A	L	82-101	Georgia Tech
M. 12	N2	L	75-81	Pasado

N1 - Sun Bowl Carnival, El Paso, TX; N2 - ACC Tournament, Charlotte, NC

**1992-93 (17-13 Overall, 5-11 ACC, 7th)**

D. 2	H	W	93-68	Liberty
D. 5	H	W	89-70	Howard
D. 12	H	W	88-62	UNC-Greensboro
D. 17	A	W	82-59	Furman
D. 19	H	W	76-54	The Citadel
D. 21	H	W	93-77	Davidson
D. 28	N1	W	91-73	Appalachian State
D. 30	H	W	87-69	Mercer
J. 3	H	W	80-72	Furman
J. 6	A	L	67-110	Duke (NR,1)
J. 13	A	L	82-100	Virginia (NR,14)
J. 16	H	L	72-82	North Carolina (NR,5)
J. 20	H	L	71-89	Florida State (NR,22*)
J. 24	A	L	56-74	Wake Forest
J. 26	H	W	82-72	Maryland
J. 31	A	L	70-72	NC State
F. 4	A	W	83-80	Georgia Tech (NR,22)
F. 6	A	W	^89-84	South Carolina

F. 8	H	L	84-93	Duke (NR,3)
F. 13	H	L	78-83	Virginia (NR,24)
F. 17	A	L	67-80	North Carolina (NR,3)
F. 20	A	L	92-102	Florida State (NR,9)
F. 24	H	W	76-74	Wake Forest (NR,12)
F. 27	A	W	81-73	Maryland
M. 3	H	W	92-82	NC State
M. 7	H	L	59-66	Georgia Tech
M. 12	N1	W	87-75	Florida State (NR,10)
M. 13	N1	L	61-69	Georgia Tech
M. 18	H!	W	84-72	Auburn
M. 22	A!	L	64-65	Alabama-Birmingham

N1 - Charlotte, NC; ! - NIT; ^ - one overtime; \* - CNN ranking

**1993-94 (18-16 Overall, 6-10 ACC, T-7th)**

N. 29	H	W	86-55	Texas-Arlington
D. 1	A	W	120-103	Charleston Southern
D. 4	H	W	85-70	Furman
D. 15	A	L	54-73	Minnesota (NR,15)
D. 18	H	W	76-64	The Citadel
D. 19	A2	L	79-82	Davidson
D. 27	N1	L	80-81	Evansville
D. 29	N1	W	72-48	Army
D. 30	N1	W	68-65	Oklahoma St. (NR,20)
J. 5	H	L	65-71	Duke (NR,3)
J. 8	H	W	67-63	UNC-Charlotte
J. 10	A	W	88-71	Mercer
J. 12	H	L	57-64	Virginia
J. 15	A	L	62-106	North Carolina (NR,1)
J. 19	A	L	57-60	Florida State
J. 22	H	W	75-68	Wake Forest
J. 24	H	W	66-56	Appalachian State
J. 26	A	L	53-73	Maryland (NR,18)
J. 29	H	W	95-73	NC State
F. 2	H	W	88-69	Georgia Tech
F. 5	A	L	74-78	Duke (NR,1)
F. 9	H	L	88-91	South Carolina
F. 12	A	L	44-52	Virginia
F. 17	H	W	77-69	North Carolina (NR,2)
F. 19	H	L	71-79	Florida State
F. 22	A	L	69-80	Wake Forest
F. 26	H	W	73-67	Maryland
M. 2	A	W	82-63	NC State
M. 5	A	L	79-90	Georgia Tech
M. 10	N2	W	76-63	NC State
M. 11	N2	L	64-77	Duke (NR,5)
M. 17	H1	W	*96-85	Southern Miss
M. 21	A1	W	*96-79	West Virginia
M. 23	A2	L	*74-89	Vanderbilt

N1 - Rainbow Classic, Honolulu, HI; N2 - ACC Tournament, Charlotte, NC; H1, A1 - NIT

**1994-95 (15-13 Overall, 5-11 ACC, T-6th)**

N. 29	H	W	96-66	Charleston Southern
D. 3	H	W	98-71	Winthrop
D. 5	H	W	70-51	Mercer
D. 8	A	W	83-59	South Carolina
D. 10	N1	W	81-66	Appalachian State
D. 18	H	W	77-66	The Citadel
D. 20	H	W	75-55	Miami (FL)
D. 29	H	W	60-40	Morgan State
J. 4	A	W	75-70	Duke (NR,9)
J. 7	H	W	66-41	Texas A&M
J. 11	A	L	37-61	Virginia (18,NR)
J. 14	H	L	66-83	North Carolina (18,2)
J. 18	H	L	66-67	Florida State
J. 21	A	L	60-69	Wake Forest (NR,16)
J. 25	H	L	51-56	Maryland (NR,8)
J. 28	A	W	60-55	NC State
F. 1	A	L	50-80	Georgia Tech (NR,21)
F. 4	H	W	51-44	Duke
F. 8	H	W	69-63	Furman
F. 11	H	L	44-62	Virginia (NR,17)
F. 16	A	L	39-66	North Carolina (NR,2)
F. 18	A	L	57-62	Florida State
F. 22	H	L	52-64	Wake Forest (NR,12)
F. 25	A	L	68-84	Maryland (NR,7)
M. 1	H	W	62-45	NC State
M. 4	H	W	65-63	Georgia Tech
M. 10	N1	L	62-78	North Carolina (NR,3)

M. 17	A2	L	54-62	Virginia Tech
-------	----	---	-------	---------------

N1 - ACC Tournament, Greensboro, NC; A2 - NIT

**1995-96 (18-11 Overall, 7-9 ACC, 6th)**

N. 26	H	W	83-41	UNC-Asheville
N. 29	H	W	91-55	Appalachian State
D. 2	A	W	79-63	Winthrop
D. 6	H	W	79-60	Charleston Southern
D. 9	H	W	72-58	South Carolina
D. 16	H	W	79-61	Furman
D. 19	H	W	79-66	Minnesota
D. 23	A	W	^66-52	Miami (FL)
D. 30	H	W	67-43	Campbell (24,NR)
J. 3	H	W	51-48	Duke (22,19)
J. 10	H	W	89-79	Virginia (16,NR)
J. 14	A	L	53-86	North Carolina (16,10)
J. 17	A	L	62-75	Florida State (19,NR)
J. 21	H	W	55-41	Wake Forest (19,6)
J. 24	A	L	60-65	Maryland (18,NR)
J. 27	H	L	61-64	NC State (18,NR)
J. 30	H	W	73-70	Georgia Tech (24,25)
F. 3	A	L	53-83	Duke (24,NR)
F. 6	H	W	77-28	Wofford
F. 10	A	L	51-62	Virginia
F. 14	H	L	48-53	North Carolina (NR,17)
F. 17	H	W	67-59	Florida State
F. 21	A	L	48-68	Wake Forest (NR,10)
F. 24	H	W	68-61	Maryland
F. 28	A	W	80-76	NC State
M. 3	A	L	74-87	Georgia Tech (NR,18)
M. 8	N1	W	75-73	North Carolina (NR,20)
M. 9	N1	L	60-68	Wake Forest (NR,12)
M. 14	N2	L	74-81	Georgia

N1 - ACC Tournament, Greensboro, NC; N2 - NCAA Tournament, Albuquerque, NM; ^ denotes overtime

**1996-97 (23-10 Overall, 9-7 ACC, T-4th)**

<b>Ranked 8th by USA Today, 14th by AP</b>				
N. 15	N1	W	^79-71	Kentucky (20,3)
N. 23	H	W	70-47	Coastal Carolina (12,NR)
N. 29	N2	W	78-71	Delaware (10,NR)
N. 30	N2	W	47-45	Missouri (10,NR)
D. 1	N2	L	65-75	Minnesota (10,24)
D. 4	H	W	82-55	Furman (12,NR)
D. 7	A	W	62-52	Virginia (12,25)
D. 14	H	W	80-57	Char. Southern (10,NR)
D. 17	A	W	58-39	South Carolina (8,NR)
D. 20	H	W	89-49	Wofford (8,NR)
D. 22	A	W	76-64	Texas A&M (8,NR)
D. 30	H	W	73-57	Marshall (5,NR)
J. 4	H	W	63-44	S.C. State (5,NR)
J. 7	H	W		

# ALL-TIME RESULTS

OVERVIEW  
PLAYERS  
STAFF  
TRADITION  
REVIEW  
RECORDS

N. 21	N1	W	79-49	Iona (5,NR)
N. 22	N1	W	71-67	SW Missouri St. (5,NR)
N. 23	N1	L	71-84	Gonzaga (5,NR)
N. 29	N2	L	61-76	Kentucky (12,7)
D. 4	H	W	^78-65	Maryland (17,23)
D. 6	H	W	71-62	Furman (17,NR)
D. 13	A3	L	61-71	Illinois (17,NR)
D. 17	H	W	62-57	South Carolina (25*,6)
D. 19	A	W	62-59	Seton Hall (25*,NR)
D. 22	H	W	65-42	Char. Southern (21,NR)
D. 28	A	W	84-60	S.C. State (21,NR)
D. 30	A	W	71-52	W. Kentucky (21,NR)
J. 3	H	L	70-73	North Carolina (21,1)
J. 8	A	L	66-70	Wake Forest (24,NR)
J. 13	H	W	86-65	Florida State (24*,17)
J. 17	A	L	80-81	Duke (24*,2)
J. 20	H	W	69-52	Virginia (25,NR)
J. 24	A	L	69-74	Maryland (25,NR)
J. 28	A	L	79-88	North Carolina (NR,2)
J. 31	H	L	^80-82	NC State
F. 4	A	L	52-70	Georgia Tech
F. 7	H	W	71-46	Wake Forest
F. 11	H	W	102-67	Western Carolina
F. 15	A	W	78-49	Florida State
F. 18	H	L	66-70	Duke (NR,2)
F. 21	A	L	^74-78	Virginia
F. 26	A	W	77-72	NC State
M. 1	H	W	76-62	Georgia Tech
M. 6	N4	W	75-56	Wake Forest
M. 7	N4	L	64-66	Duke (NR,1)
M. 13	N5	L	72-75	Western Michigan

N1 - Top of the World Classic, Fairbanks, AK; N2 - Premier Classic, Phoenix, AZ; A3 - Chicago, IL; N4 - ACC Tournament, Greensboro, NC; N5 - NCAA Tournament, Chicago, IL; \* - CNN poll; ^ denotes overtime

**1998-99 (20-15 Overall, 5-11 ACC, T-7th)**

N. 13	H	W	83-59	Arkansas-Pine Bluff
N. 16	H	W	66-39	Stetson (24,NR)
N. 19	H	W	82-56	W. Carolina (24,NR)
N. 23	N1	L	56-59	Michigan (22,NR)
N. 24	N1	W	72-60	Chaminade (22,NR)
N. 25	N1	W	79-45	Kansas State (22,NR)
N. 30	H	W	70-37	Radford (24,NR)
D. 3	H	W	82-54	East Tenn. St. (24, NR)
D. 12	H	W	73-64	UNC-Asheville (17,NR)
D. 16	A	W	70-66	South Carolina (16,NR)
D. 21	H	W	72-47	S.C. State (16,NR)
D. 26	N2	W	67-54	Furman (16,NR)
D. 29	N2	L	50-67	Illinois (14,NR)
J. 2	A	L	53-69	North Carolina (14,9)
J. 5	H	W	80-72	NC State (21,NR)
J. 9	H	L	61-64	Wake Forest (21,NR)
J. 12	A	L	64-70	Florida State (25,NR)
J. 17	A	L	58-65	Virginia (25,NR)
J. 20	H	L	60-82	Duke (NR,2)
J. 24	H	L	^79-81	Maryland (NR,4)
J. 28	A	L	62-66	Georgia Tech
F. 4	H	W	78-63	North Carolina (NR,9)
F. 6	A	L	71-84	NC State
F. 10	A	L	69-79	Wake Forest
F. 14	H	W	78-45	Florida State
F. 17	H	W	88-65	Virginia
F. 20	A	L	65-92	Duke (NR,1)
F. 24	A	L	60-77	Maryland (NR,5)
F. 28	H	W	92-64	Georgia Tech
M. 4	N3	L	^85-87	Florida State
M. 10	H3	W	77-57	Georgia
M. 16	A3	W	78-68	at Rutgers
M. 18	H3	W	89-69	Butler
M. 23	N4	W	79-76	Xavier
M. 25	N4	L	60-61	California

N1 - Maui Classic; N2 - Greenville, SC; N3 - Charlotte, NC; H3,N3 - NIT; N4 - NIT, New York City, NY; ^ denotes overtime

**1999-2000 (10-20 Overall, 4-12 ACC, 9th)**

N. 19	H	W	77-47	East Tennessee St.
N. 21	H	L	74-79	Wofford
N. 26	N1	W	54-48	Central Florida

N. 27	N1	L	47-64	Wisconsin-Green Bay
N. 28	N1	L	35-53	Oregon State
D. 1	A	L	75-85	Penn State
D. 4	H	W	69-51	Charleston Southern
D. 11	H	L	68-71	S.C. State
D. 16	H	W	61-58	South Carolina
D. 18	H	W	64-59	Winthrop
D. 22	H	L	71-90	George Washington
D. 29	N1	W	74-70	Furman
J. 6	A	L	45-65	North Carolina (NR,14)
J. 9	H	L	53-67	Wake Forest
J. 12	A	L	57-60	Florida State
J. 15	H	L	91-98	Virginia
J. 19	H	L	60-72	Appalachian State
J. 22	A	L	62-74	Maryland (NR,24)
J. 27	H	W	59-42	NC State (NR,21)
J. 29	A	L	59-93	Duke (NR,3)
F. 2	H	W	70-58	Georgia Tech
F. 6	H	L	60-73	North Carolina
F. 8	A	L	63-79	Wake Forest
F. 12	H	W	84-58	Florida State
F. 15	A	L	62-76	Virginia
F. 22	H	L	63-76	Maryland (NR,19)
F. 27	A	W	66-63	NC State
M. 1	H	L	78-92	Duke (NR,4)
M. 4	A	L	69-85	Georgia Tech
M. 9	N2	L	63-94	Duke (NR,2)

N1 - SoCon Holiday Hoops, Greenville, SC; N2 - ACC Tournament, Charlotte, NC

**2000-01 (12-19 Overall, 2-14 ACC, 9th)**

N. 17	H	W	86-67	Hartford
N. 21	H	L	78-79	Seton Hall (NR,10)
N. 25	H	W	84-76	The Citadel
N. 28	H	W	57-44	Northwestern
D. 2	H	W	87-52	Western Carolina
D. 5	H	W	69-59	Winthrop
D. 9	A	L	64-76	South Carolina
D. 16	H	W	78-74	Wofford
D. 20	N1	W	94-81	Florida Atlantic
D. 21	N1	L	80-88	Cincinnati (NR,20)
D. 22	N1	L	^76-77	Washington
D. 28	H	W	87-77	Charleston Southern
D. 30	A	W	81-68	Coastal Carolina
J. 2	H	L	92-104	Maryland (NR,17)
J. 7	A	L	74-115	Duke (NR,3)
J. 13	H	W	72-69	NC State
J. 17	A	L	65-92	North Carolina (NR,6)
J. 21	A	L	63-71	Wake Forest (NR,10)
J. 24	H	L	108-111	Georgia Tech
J. 27	H	L	76-104	Virginia (NR,13)
J. 31	A	L	^84-88	Florida State
F. 4	A	L	54-69	Maryland (NR,9)
F. 7	H	L	64-81	Duke (NR,3)
F. 14	A	L	51-85	NC State
F. 18	H	W	75-65	North Carolina (NR,1)
F. 21	H	L	60-92	Wake Forest (NR,24)
F. 25	A	L	64-85	Georgia Tech
F. 28	A	L	65-84	Virginia (NR,7)
M. 3	H	L	63-75	Florida State
M. 8	N2	W	66-64	Florida State
M. 9	N2	L	81-99	North Carolina (NR,6)

N1 - San Juan, Puerto Rico; N2 - ACC Tournament, Atlanta, GA

**2001-02 (13-17 Overall, 4-12 ACC, 9th)**

N. 17	N1	W	70-57	Morris Brown
N. 19	N1	W	81-69	La Salle
N. 20	N1	L	65-67	Miami (FL)
N. 24	H	W	85-82	Wofford
N. 28	A	W	79-66	Penn State
N. 30	H	W	83-54	Coastal Carolina
D. 2	A	L	80-96	Duke (NR,1)
D. 5	H	W	76-66	Appalachian State
D. 8	H	L	59-81	South Carolina
D. 15	H	W	88-78	Elon
D. 18	H	L	61-66	Winthrop
D. 22	H	W	82-45	Charleston Southern
D. 28	A1	W	78-48	Hartford
J. 2	H	L	65-68	Yale
J. 5	A	W	83-76	Georgia Tech

J. 8	H	W	68-52	Virginia (NR,7)
J. 12	A	L	55-96	Wake Forest (NR,19)
J. 15	H	L	79-80	NC State
J. 20	A	L	90-99	Maryland (NR,3)
J. 24	A	L	63-68	Florida State
J. 27	H	L	69-87	North Carolina
F. 2	H	L	88-98	Duke (NR,1)
F. 6	H	L	50-74	Georgia Tech
F. 10	A	L	71-85	Virginia (NR,10)
F. 13	H	W	^118-115	Wake Forest (NR,19)
F. 16	A	L	54-83	NC State (NR,24)
F. 20	H	L	68-84	Maryland
F. 23	H	W	87-78	Florida State
F. 27	A	L	78-96	North Carolina
M. 3	N2	L	^84-91	Florida State

N1 - Virgin Islands; N2 - Charlotte, NC; A1 - Uncasville, CT;

**2002-03 (15-13 Overall, 5-11 ACC, 8th)**

N. 24	*H	W	79-72	Wofford
N. 27	N1	W	91-65	High Point
D. 3	*H	W	79-70	Penn State
D. 7	*H	W	73-61	Maine
D. 14	*H	W	71-61	Gardner-Webb
D. 19	*H	W	78-61	Winthrop
D. 22	*H	W	58-51	Cincinnati
D. 28	*H	W	78-65	Liberty
D. 31	*H	W	90-63	Coastal Carolina
J. 5	H	L	71-89	Duke (NR, 3)
J. 11	H	W	75-52	Morris Brown
J. 14	A	L	66-68	North Carolina
J. 18	H	W	78-77	Virginia
J. 21	A	L	59-60	Florida State
J. 25	H	L	47-52	Maryland (NR, 12)
J. 28	H	L	60-81	Wake Forest (NR,17)
F. 2	A	L	56-78	NC State
F. 5	H	W	69-67	Georgia Tech
F. 9	A	L	55-65	Duke (NR, 9)
F. 12	A	L	59-76	South Carolina
F. 15	H	W	80-77	North Carolina
F. 18	A	W	73-64	Virginia
F. 22	H	W	74-60	Florida State
F. 25	A	L	52-91	Maryland (NR, 14)
M. 1	A	L	68-80	Wake Forest (NR,12)
M. 5	H	L	60-63	NC State
M. 8	A	L	56-66	Georgia Tech
M. 13	N1	L	61-72	Florida State

N1 - ACC Tournament, Greensboro, NC; \* - games played at Anderson Civic Center

**2003-04 (10-18 Overall, 3-13 ACC, 9th)**

N. 21	H	W	86-55	Gardner-Webb
N. 24	H	W	88-81	High Point
N. 29	H	W	84-77	Wofford
D. 3	A	L	64-76	Purdue (NR, 20)
D. 6	H	L	61-76	South Carolina
D. 13	N1	L	56-61	Georgia
D. 15	H	W	^100-86	East Tennessee St.
D. 17	A	L	56-79	Cincinnati (NR, 16)
D. 20	H	W	77-74	S.C. State
D. 22	H	W	74-58	Radford
D. 30	H	W	72-62	Boston College
J. 3	H	L	54-73	Duke (NR, 2)
J. 10	A	L	63-78	Wake Forest (NR, 5)
J. 13	H	W	53-48	Florida State
J. 17	A	L	69-86	NC State
J. 20	A	L	50-61	Virginia
J. 25	H	L	52-65	Maryland
J. 27	A	L	69-76	Georgia Tech (NR, 14)
J. 31	H	W	81-72	North Carolina (NR, 12)
F. 8	A	L	55-81	Duke (NR, 1)
F. 12	H	L	67-82	Wake Forest (NR, 20)
F. 14	A	L	52-65	Florida State
F. 18	H	W	60-55	NC State (NR, 15)
F. 21	H	L	55-58	Virginia
F. 24	A	L	49-70	Maryland
F. 28	H	L	60-79	Georgia Tech (NR, 18)
M. 2	A	L	53-69	North Carolina (NR, 14)
M. 11	N2	L	^79-83	Virginia

N1 - Atlanta, GA; N2 - ACC Tournament, Greensboro, NC; ^ denotes overtime

**2004-05 (16-16 Overall, 5-11 ACC, 9th)**

N. 19	H	W	98-54	Hampton
N. 23	H	W	78-59	UNC Asheville
N. 26	A	L	70-79	Boston College
D. 1	H	W	80-73	Ohio State
D. 4	A	W	^63-62	South Carolina
D. 11	H	W	73-55	Charleston So.
D. 14	H	W	83-56	Norfolk State
D. 17	H	W	76-52	The Citadel
D. 21	N1	L	66-78	AL-Birmingham
D. 22	N1	W	83-57	Indiana State
D. 23	N1	L	60-75	Georgetown
D. 29	H	W	74-40	East Carolina
J. 2	A	L	54-62	Duke (NR,6)
J. 8	H	L	68-103	Wake Forest (NR, 4)
J. 12	A	W	56-54	Florida State
J. 15	A	L	57-59	Virginia Tech
J. 19	H	L	58-77	North Carolina (NR,6)
J. 22	A	L	79-81	Virginia
J. 26	A	L	65-69	Miami (FL)
J. 29	H	L	70-80	NC State
F. 1	H	W	88-73	Maryland (NR, 22)
F. 8	H	L	62-70	Georgia Tech
F. 12	H	L	77-83	Miami (FL)
F. 16	N2	W	59-42	Georgia
F. 19	A	L	56-88	North Carolina (NR, 4)
F. 22	A	W	97-93	Maryland
F. 27	H	W	83-74	Florida State
M. 1	H	W	66-64	Virginia Tech
M. 5	A	L	56-64	Georgia Tech
M. 10	N3	W	84-72	Maryland
M. 11	N3	L	81-88	North Carolina (NR, 2)
M. 16	A1	L	74-82	Texas A&M

N1 - Honolulu, HI; N2 - Greenville, SC; N3 - ACC Tournament, Washington, DC; A1 - NIT; ^ denotes overtime

**2005-06 (19-13 Overall, 7-9 ACC, T-7th)**

N. 18	H	W	84-55	Bethune-Cookman
N. 21	H	W	102-71	Coppin State
N. 23	H	W	79-38	S.C. State
N. 26	A	W	68-56	Charleston Southern
N. 29	A	W	96-88	Penn State
D. 3	H	W	82-63	South Carolina
D. 6	H	W	62-60	Wofford
D. 9	H	W	80-72	East Tennessee St.
D. 19	N1	W	101-60	PR-Mayaguez
D. 20	N1	W	71-48	Holy Cross
D. 21	N1	W	66-59	Akron
D. 28	A	L	69-72	Georgia
D. 30	H	L	69-74	Elon
J. 4	H	W	61-55	Florida State
J. 7	A	L	58-64	Virginia
J. 11				



# ALL-TIME RESULTS

N. 24	H	W	74-50	Charleston Southern
N. 29	A	W	90-68	Minnesota
D. 2	A	W	74-53	South Carolina
D. 5	H	W	90-66	Wofford
D. 19	H	W	72-60	Georgia Southern
D. 23	H	W	103-60	Western Carolina (25/NR)
D. 28	H	W	75-60	Georgia (25/NR)
D. 31	H	W	67-57	Georgia State (25/NR)
J. 3	A	W	68-66	Florida State (23/NR)
J. 6	H	W	75-74	Georgia Tech (23/NR)
J. 9	A	W	87-76	NC State (17/NR)
J. 13	A	L	87-92	Maryland (17/25)
J. 17	H	L	55-77	North Carolina (19, 4)
J. 20	H	W	74-54	Boston College (19/NR)
J. 25	A	L	66-68	Duke (19, 10)
J. 28	H	L	63-64	Virginia (19/NR)
F. 3	A	L	62-80	Georgia Tech (25/NR)
F. 7	H	W	71-58	Florida State
F. 14	A	L	65-67	Wake Forest
F. 18	H	L	66-82	Maryland
F. 22	H	L	66-71	Duke (NR, 17)
F. 24	A	L	54-59	Boston College
F. 28	H	W	74-70	Miami (FL)
M. 4	A	W	75-74	Virginia Tech (NR, 21)
M. 8	N2	L	66-67	Florida State
M. 14	H3	W	64-57	East Tennessee St.
M. 19	H3	W	89-68	Mississippi
M. 21	H3	W	74-70	Syracuse
M. 27	N3	W	68-67	Air Force
M. 29	N3	L	73-78	West Virginia

N1 - Norfolk, VA; N2 - ACC Tournament, Tampa, FL; H3 - NIT; N3 - NIT, New York, NY; ^ denotes overtime

**2007-08 (24-10 Overall, 10-6 ACC, 3rd)**  
**Ranked 22nd by AP**

N. 12	H	W	91-46	Furman
N. 15	A	W	84-82	Mississippi St.
N. 18	H	W	66-53	Old Dominion
N. 21	H	W	74-57	Presbyterian (24/NR)
N. 24	H	W	96-67	Gardner-Webb (24/NR)
N. 27	H	W	61-58	Purdue (18/NR)
D. 1	H	W	85-74	South Carolina (18/NR)
D. 5	A	W	82-67	East Carolina (18/NR)
D. 20	N1	W	90-73	PR-Mayaguez (15/NR)
D. 21	N1	W	90-74	DePaul (15/NR)
D. 22	N1	L	82-85	Mississippi (15/NR)
D. 29	H	W	78-45	Samford (21/NR)
J. 1	A	W	87-61	Alabama (19/NR)
J. 6	H	L	88-90	North Carolina (19/1)
J. 9	H	L	72-82	Charlotte (18/NR)
J. 12	H	W	87-85	Florida State (18/NR)
J. 15	H	W	70-54	NC State (24/NR)
J. 19	A	L	80-93	Duke (NR/7)
J. 22	H	W	80-75	Wake Forest
J. 27	A	L	72-75	Miami (FL)
F. 2	H	W	78-56	Boston College
F. 7	A	W	82-51	Virginia
F. 10	A	L	93-103	North Carolina (NR/3)
F. 14	H	W	82-67	Georgia Tech
F. 16	A	W	71-64	NC State
F. 19	A	L	55-64	Florida State
F. 27	H	W	79-69	Miami (FL)
M. 2	A	W	73-70	Maryland
M. 6	A	L	75-80	Georgia Tech (24/NR)
M. 9	H	W	70-69	Virginia Tech (24/NR)
M. 14	N2	W	82-48	Boston College
M. 15	N2	W	78-74	Duke (NR/7)
M. 16	N2	L	81-86	North Carolina (NR/1)
M. 21	N3	L	69-75	Villanova (22/NR)

N1 - Guaynabo, Puerto Rico; N2 - ACC Tournament, Charlotte, NC; N3 - NCAA Tournament, Tampa, FL; ^ denotes overtime

**2008-09 (23-9 Overall, 9-7 ACC, 5th)**  
**Ranked 24th by AP**


N. 14	N1	W	98-69	Hofstra
N. 15	N1	W	70-58	Texas Christian
N. 16	N1	W	76-72	Temple
N. 19	H	W	93-40	Wofford
N. 22	A	W	71-70	Charlotte

N. 25	H	W	81-49	Savannah St.
N. 28	H	W	79-58	Presbyterian
D. 2	A	W	76-74	Illinois
D. 7	H	W	80-75	Liberty
D. 13	H	W	90-63	SC State
D. 16	H	W	76-36	N. Florida (25/NR)
D. 21	A	W	91-72	Miami (FL) (25/NR)
D. 30	A	W	98-87	South Carolina (20/NR)
J. 3	H	W	79-66	East Carolina (20/NR)
J. 6	H	W	66-59	Alabama (12/NR)
J. 10	H	W	63-51	NC State (12/NR)
J. 17	H	L	68-78	Wake Forest (9/2)
J. 21	A	L	70-94	North Carolina (10/5)
J. 25	H	W	73-59	Georgia Tech (10/NR)
J. 29	A	W	86-82	Virginia Tech (12/NR)
F. 4	H	W	74-47	Duke (10/4)
F. 7	H	L	61-65	Florida St. (10/NR)
F. 10	A	W	87-77	Boston College (12/NR)
F. 15	A	L	81-85	Virginia (10/NR)
F. 17	H	W	93-64	Maryland (13/NR)
F. 22	A	W	81-73	Georgia Tech (13/NR)
F. 25	H	L	77-80	Virginia Tech (12/NR)
F. 28	A	L	66-73	Florida St. (12/23)
M. 3	H	W	75-57	Virginia (18/NR)
M. 8	A	L	88-96	Wake Forest (18/10)
M. 12	N2	L	81-86	Georgia Tech (17/NR)
M. 19	N3	L	59-62	Michigan (24/NR)

N1 - Charleston, SC; N2 - ACC Tournament in Atlanta, GA; N3 - NCAA Tournament in Kansas City, MO; ^ denotes overtime

**2009-10 (21-11 Overall, 9-7 ACC, T-5th)**

N. 13	H	W	84-41	Presbyterian(24/NR)
N. 17	A	W	79-39	Liberty (22/NR)
N. 20	A	W	89-67	UNC Greensboro (22/NR)
N. 23	H	W	102-66	Winthrop (19/NR)
N. 26	N1	L	60-69	Texas A&M (19/NR)
N. 27	N1	W	87-79	Long Beach St. (19/NR)
N. 29	N1	W	70-69	Butler (19/12)
D. 2	H	L	74-76	Illinois (18/NR)
D. 6	H	W	72-61	South Carolina (18/NR)
D. 13	H	W	82-53	Furman
D. 16	A	W	80-63	East Carolina
D. 19	H	W	94-55	Coll. of Charleston
D. 22	H	W	79-57	W. Carolina (24/NR)
D. 29	H	W	70-67	SC State (21/NR)
J. 3	A	L	53-74	Duke (21/7)
J. 9	H	W	72-56	Boston College
J. 13	H	W	83-64	N. Carolina (24/12)
J. 16	A	W	73-70	NC State (24/NR)
J. 19	A	L	64-66	Georgia Tech (17/19)
J. 23	H	L	47-60	Duke (17/7)
J. 26	A	L	69-75	Boston College
J. 31	H	W	62-53	Maryland
F. 6	A	L	59-70	Virginia Tech
F. 10	H	W	77-67	Florida State
F. 13	H	W	74-66	Miami (FL)
F. 20	H	W	72-49	Virginia
F. 24	A	L	79-88	Maryland
F. 28	A	W	53-50	Florida State



**Year-by-Year RPI & Strength of Schedule**

Year	RPI		Schedule	
1993-94	86	.5394	61	.5472
1994-95	79	.5503	52	.5486
1995-96	40	.5770	46	.5551
1996-97	11	.6159	8	.5879
1997-98	28	.5963	3	.6015
1998-99	98	.5336	70	.5391
1999-00	168	.4907	70	.5432
2000-01	168	.4903	94	.5247
2001-02	154	.4998	97	.5219
2002-03	87	.5398	81	.5346
2003-04	91	.5650	6	.6005
2004-05	93	.5350	36	.5621
2005-06	78	.5520	65	.5466
2006-07	34	.5927	37	.5688
2007-08	32	.6003	25	.5697
2008-09	36	.5936	52	.5563
2009-10	41	.5931	25	.5744
2010-11	55	.5707	63	.5680
2011-12	150	.5056	131	.5112

Note: RPI figures are for the entire season, not Selection Sunday.

M. 2	H	W	91-80	Georgia Tech
M. 7	A	L	65-70	Wake Forest
M. 11	N2	L	57-59	NC State
M. 19	N3	L	78-86	Missouri

N1 - 76 Classic in Anaheim, CA; N2 - ACC Tournament in Greensboro, NC; N3 - NCAA Tournament in Buffalo, NY

**2010-11 (22-12 Overall, 9-7 ACC, T-4th)**

N. 13	H	W	87-64	W. Carolina
N. 15	H	W	78-70	Wofford
N. 19	N1	W	69-55	Long Beach State
N. 21	N1	L	60-61	Old Dominion
N. 22	N1	W	64-58	Seton Hall
N. 26	H	W	69-54	SC State
N. 30	H	L	61-69	Michigan
D. 5	A	L	60-64	South Carolina
D. 12	A	L	69-75	Florida State
D. 17	H	W	61-40	Savannah State
D. 19	H	W	71-61	UNC Greensboro
D. 22	A	W	66-59	Coll. of Charleston
D. 27	H	W	76-41	Delaware State
D. 29	H	W	71-59	East Carolina
J. 2	H	W	69-54	The Citadel
J. 8	H	W	79-72	Miami (FL)
J. 12	H	W	87-62	Georgia Tech
J. 18	A	L	65-75	North Carolina
J. 22	A	L	77-79	Maryland
J. 25	H	W	60-50	NC State
J. 29	H	W	62-44	Florida St. (NR/22)
F. 2	A	L	47-49	Virginia
F. 5	A	W	65-56	Georgia Tech
F. 8	H	W	77-69	Boston College
F. 12	H	L	62-64	N. Carolina (NR/20)

F. 17	A	L	61-69	NC State
F. 20	A	W	63-59	Miami (FL)
F. 26	H	W	63-49	Wake Forest
M. 2	A	L	59-70	Duke (NR/4)
M. 5	H	W	69-60	Virginia Tech
M. 11	N2	W	70-47	Boston College
M. 12	N2	L	87-92	N. Carolina (NR/6)
M. 15	N3	W	70-52	UAB
M. 17	N4	L	76-84	West Virginia (NR/22)

N1 - Paradise Jam in St. Thomas, Virgin Islands; N2 - ACC Tournament in Greensboro, NC; N3 - NCAA First Four in Dayton, OH; N4 - NCAA Tournament Second Round in Tampa, FL; ^ denotes overtime

**2011-12 (16-15 Overall, 8-8 ACC, 7th)**

N. 11	H	W	65-44	Gardner-Webb
N. 16	A	W	73-50	The Citadel
N. 19	H	L	69-72	Coll. of Charleston
N. 22	H	L	59-60	Coastal Carolina
N. 25	H	W	59-49	Furman
N. 29	A	W	71-55	Iowa
D. 4	H	L	55-58	South Carolina
D. 10	A	L	47-63	Arizona
D. 17	H	W	60-40	Winthrop
D. 19	H	W	70-45	Alabama State
D. 22	N1	L	48-61	UTEP
D. 23	N1	W	83-75	Southern Illinois
D. 25	A1	L	68-75	Hawaii
J. 1	H	W	65-58	East Tenn. State
J. 7	H	W	79-59	Florida State
J. 12	A	L	57-59	Boston College
J. 15	H	L	66-73	Duke (NR/6)
J. 18	A	L	73-76	Miami (FL)
J. 21	H	W	64-62	Georgia Tech
J. 28	H	W	71-60	Wake Forest
J. 31	A	L	61-65	Virginia (NR/16)
F. 4	A	L	65-67	Virginia Tech
F. 7	H	L	62-64	Maryland
F. 11	A	W	78-58	Wake Forest
F. 14	H	W	60-48	Virginia (NR/22)
F. 18	A	L	52-74	N. Carolina (NR/8)
F. 21	A	W	56-37	Georgia Tech
F. 25	H	W	72-69	NC State
M. 1	H	W	58-56	Virginia Tech
M. 4	A	L	72-80	Florida State (NR/22)
M. 8	N2	L	63-68	Virginia Tech

N1 - Diamond Head Classic in Honolulu, HI; N2 - ACC Tournament in Atlanta, GA; ^ denotes overtime

**Note:** Numbers in parenthesis are Clemson's AP rank/opponent AP rank prior to the game. Not all rankings are known prior to each game. "u" represents the ranking according to UPI.

- OVERVIEW
- PLAYERS
- STAFF
- TRADITION
- REVIEW
- RECORDS

2012-13 MEN'S BASKETBALL GUIDE





THE NEW BASKETBALL PRACTICE FACILITY WILL INCLUDE:

Two Oversized Practice Courts


Two Coaches' Locker Rooms

Two Training Rooms

Two Film Rooms

Two Conference Rooms

Basketball Heritage Lobby



**STRENGTHEN** our basketball identity

**IMPACT** our recruiting

**PROVIDE** excellent practice facilities

**IMPROVE** player/coach interaction

**UTILIZE** and **RESPECT** existing assets

**FACILITY GOALS**