

# 2014 Iowa State Football







# IOWA STATE FOOTBALL

## QUICK FACTS

### School Quick Facts

President .....	Dr. Steven Leath
Director of Athletics .....	Jamie Pollard
Faculty Representative.....	Tim Day
Location .....	Ames, IA 50011
Founded.....	1858
Nickname.....	Cyclones
Colors .....	Cardinal and Gold
Mascot.....	Cy
Enrollment .....	33,241
Stadium.....	Jack Trice Stadium (56,800)
Surface .....	Natural Grass
Athletics Web Site .....	cyclones.com
Athletics email.....	athletics@iastate.edu
Ticket Information .....	1-888-ISU-CYCLONE or 515-294-1816
Director, Athletics Communications .....	Mike Green
Football Contact.....	Mike Green (515-460-5804)
Athletics Communications Phone.....	515-294-3372
Football Press Box Phone .....	515-294-8443

### Football Quick Facts

Head Coach.....	Paul Rhoads
Record at Iowa State (years).....	27-36 (5)
Overall Record (years).....	27-36 (5)
Offensive Coordinator/Tight Ends .....	Mark Mangino
Defensive Coordinator/Linebackers .....	Wally Burnham
Running Backs .....	Lou Ayeni
Offensive Line .....	Brandon Blaney
Defensive Ends.....	Stan Eggen
Defensive Tackles/Special Teams.....	Shane Burnham
Secondary .....	Maurice Linguist
Quarterbacks.....	Todd Sturdy
Wide Receivers .....	Tommy Mangino
Asst. AD for Operations.....	Markus Alleyne
Assistant Director, Football Operations.....	Nick Uhlenhopp
Director of Strength and Conditioning .....	Yancy McKnight
Asst. Coach Strength and Conditioning.....	Clayton Oyster
Asst. Coach Strength and Conditioning.....	Erich Anthony
Asst. Coach Strength and Conditioning .....	Brett Bueker
Asst. Coach Strength and Conditioning .....	Adam Potts
Director of Player Personnel .....	Gerrit Chernoff
Asst., Football Recruiting and Operations.....	Mitchell Moore
Assistant for Football Recruiting .....	Nicole Hunter
G.A. (Offense) .....	Reece Petty
G.A. (Defense).....	Shane Dowty
G.A. Quality Control (Offense).....	Pete Brown
G.A. Quality Control (Defense) .....	Derek Day

2013 Record .....	3-9
2013 Conference Record .....	2-7
Last Bowl Game.....	2012 Liberty Bowl (L, 31-17 to Tulsa)
Offense.....	Multiple
Defense .....	4-3
Letterwinners Returning.....	39
.....	(21 offense, 18 defense)
Letterwinners Lost.....	26
.....	(12 offense, 14 defense)
Starters Returning.....	17
.....	(11 offense, 6 defense)

Offensive Starters Returning (11) .....

TE E.J. Bibbs, Sr.; WR Quenton Bundrage, Jr.; RG Daniel Burton, So.; LT Brock Dagele, Jr.; WR Tad Echy, Jr.; RT Jacob Gannon, Sr.; C Tom Farniok, Sr.; RG Jamison Lalk, Jr.; LG Oni Omoile, Jr.; QB Sam B. Richardson, Jr.; RB Aaron Wimberly, Sr.

Defensive Starters Returning (6).....

LB Jared Brackens, Sr.; DT Brandon Jensen, Sr.; LB Jevohn Miller, Sr.; DE Cory Morrissey, Sr.; DB Sam E. Richardson, Jr.; DB Nigel Tribune, So.

Specialists Returning (1).....

K Cole Netten, So.

Football Office Phone..... 515-294-6721

Football e-mail..... football@iastate.edu

Bowl Seasons..... 1971-72-77-78-2000-01-02-04-05-09-11-12

### Travel Information

**Iowa (Sept. 13)**  
Cedar Rapids Marriott  
Cedar Rapids, Iowa  
(319) 419-9831

**Oklahoma State (Oct. 4)**  
Tower Hotel  
Stillwater, Okla.  
(405) 841-6633

**Texas (Oct. 18)**  
Austin Marriott North  
Austin, Texas  
(512) 733-6767

**Kansas (Nov. 8)**  
Double Tree by Hilton  
Lawrence, Kan.  
(913) 451-6100

**TCU (Dec. 6)**  
DFW Airport Marriott South  
Ft. Worth, Texas  
(817) 358-1700

### 2014 Iowa State Schedule

Aug. 30	NORTH DAKOTA STATE (FS1)	11 a.m.
Sept. 6	*KANSAS STATE (FS1) - Family Weekend	11 a.m.
Sept. 13	%at Iowa (ABC/ESPN/ESPN2)	2:30 p.m.
Sept. 27	*BAYLOR	TBA
Oct. 4	*at Oklahoma State	TBA
Oct. 11	TOLEDO (Cyclones.tv) - Homecoming	2:30 p.m.
Oct. 18	*at Texas (Cyclones.tv/LHN)	7 p.m.
Nov. 1	*OKLAHOMA	TBA
Nov. 8	*at Kansas	TBA
Nov. 22	*TEXAS TECH	TBA
Nov. 29	*WEST VIRGINIA	TBA
Dec. 6	*at TCU	TBA

\*Big 12 Conference game  
%Iowa Corn Cy-Hawk Series

### 2013 Iowa State Results

Aug. 31	UNI	L, 20-28
Sept. 14	%IOWA	L, 21-27
Sept. 26	at Tulsa	W, 38-21
Oct. 3	TEXAS*	L, 30-31
Oct. 12	at Texas Tech*	L, 35-42
Oct. 19	at Baylor*	L, 7-71
Oct. 26	OKLAHOMA STATE*	L, 27-58
Nov. 2	at Kansas State*	L, 7-41
Nov. 9	TCU* (Homecoming)	L, 17-21
Nov. 16	at Oklahoma*	L, 10-48
Nov. 23	KANSAS*	W, 34-0
Nov. 30	at West Virginia*	W, 52-44 (3OT)

\*Big 12 Conference game  
%Iowa Corn Cy-Hawk Series



# IOWA STATE FOOTBALL

## 2014 ALPHABETICAL ROSTER

No.	Name	Pos	Ht	Wt	Yr	Hometown (High School/Previous School)	No.	Name	Pos	Ht	Wt	Yr	Hometown (High School/Previous School)
19	Bryan Ajumobi	WR	6-1	222	Fr.#	Grand Prairie, Texas (South Grand Prairie)	32	Justin Madison	DE	6-2	212	Fr.#	Tampa, Fla. (Robinson)
91	Pierre Aka	DL	6-4	285	So.#	Indianapolis, Ind. (Pike)	83	Brett Medders	WR	6-2	203	Jr.#	Westlake Village, Calif. (Oaks Christian)
52	Cole Anderson	OL	6-3	260	Fr.	League City, Texas (Clear Falls)	44	Alton Meeks	LB	6-2	249	Fr.#	Orlando, Fla. (Dr. Phillips)
52	Terry Ayeni	DL	6-2	265	Jr.	Toronto, Ontario (Central Tech/New Mexico Military)	90	Mitchell Meyers*	DE	6-4	262	So.#	The Woodlands, Texas (The Woodlands)
11	E.J. Bibbs*	TE	6-3	261	Sr.	Chicago, Ill. (Bogan/Arizona Western CC)	55	Jevohn Miller***	LB	6-1	243	Sr.	Brooklyn, Iowa (BGM)
95	Ben Boesen*	TE	6-6	238	Jr.#	Des Moines, Iowa (Dowling Catholic)	25	Brian Mills	LB	5-10	227	Fr.#	Clermont, Fla. (East Ridge)
46	Brian Bonacci	LB	5-10	242	So.#	Southlake, Texas (Carroll)	8	D'Vario Montgomery	WR	6-5	212	So.#	Winter Park, Fla. (Winter Park/USF)
14	Jared Brackens***	LB	6-1	215	Sr.	Mesquite, Texas (North)	58	Cory Morrissey**	DE	6-4	260	Sr.	Ames, Iowa (Gilbert/Iowa Western CC)
33	Tyler Brown	RB	5-10	179	Fr.#	Lakeland, Fla. (Lake Gibson)	22	T.J. Mutcherson*	DB	5-11	203	So.#	Tampa, Fla. (Freedom)
9	Quenton Bundrage**	WR	6-2	191	Jr.#	Palmetto, Fla. (Manatee)	31	Rob Myers	DB	6-1	196	Jr.#	Ankeny, Iowa (Ankeny/Iowa Western)
70	Daniel Burton*	OL	6-5	320	So.#	Oklahoma City, Okla. (Putnam City North)	20	DeVondrick Nealy**	RB	5-10	190	Jr.#	Monticello, Fla. (Jefferson County)
67	Jake Campos	OL	6-7	279	Fr.#	West Des Moines, Iowa (Valley)	1	Cole Netten*	PK	6-1	213	So.#	Ankeny, Iowa (Ankeny)
23	Darian Cotton*	DB	5-11	201	Jr.#	Mount Pleasant, Iowa (Mount Pleasant)	9	Reggan Northrup	LB	6-1	190	Fr.	Jacksonville, Fla. (First Coast)
5	Kamari Cotton-Moya	DB	6-0	190	Fr.#	Bakersfield, Calif. (Ridgeview)	77	Oni Omoile*	OL	6-3	297	Jr.#	Coppell, Texas (Coppell)
94	Devlyn Cousin*	DL	6-1	295	So.#	St. Marys, Ga. (Camden County)	87	Chase Onken	WR	6-3	203	Fr.#	Norwalk, Iowa (Norwalk)
79	Shawn Curtis	OL	6-5	288	Fr.#	Orlando, Fla. (Olympia)	10	Brian Peavy	DB	5-9	175	Fr.	Houston, Texas (Westfield)
72	Brock Dagle**	OL	6-8	303	Jr.#	Cherokee, Iowa (Cherokee-Washington)	35	Levi Peters*	LB	5-10	217	So.#	Gilmore City, Iowa (Fort Dodge)
13	Dondre Daley*	WR	6-1	191	So.#	Tarpon Springs, Fla. (Tarpon Springs)	96	Ma'Kayle Phillips	DL	6-0	330	Fr.#	Waterloo, Iowa (West)
13	Colin Downing	P	5-11	180	Fr.	Whitefish Bay, Wis. (Whitefish Bay)	45	Dele Pierson	DE	6-2	260	Jr.	Bakersfield, Calif. (Independence/Pasadena CC)
66	Jacob Dunning*	OL	6-5	287	So.#	Leander, Texas (Leander)	3	Jake Rhoads	WR/LS	6-1	191	Fr.#	Ames, Iowa (Gilbert)
6	Tad Ecby*	WR	6-0	203	Jr.#	Houston, Texas (St. Pius X)	4	Sam Richardson**	DB	5-7	189	Jr.#	League City, Texas (Clear Springs)
74	Tom Farniok***	OL	6-4	300	Sr.#	Sioux Falls, S.D. (Washington)	12	Sam Richardson**	QB	6-2	223	Jr.#	Winter Park, Fla. (Winter Park)
3	Drake Ferch*	N	5-11	212	Sr.#	State Center, Iowa (West Marshall/Iowa Western CC)	3	Grant Rohach*	QB	6-1	224	So.#	Moorpark, Calif. (Moorpark)
62	Nick Fett	OL	6-7	302	So.#	Audubon, Iowa (Audubon)	6	De'Monte Ruth	DB	5-9	160	Fr.	Dallas, Texas (Wilmer-Hutchins)
34	Austin Fischer	H	6-2	196	Jr.#	Ankeny, Iowa (Ankeny/Marshalltown CC)	21	Orion Salters	WR	5-9	165	Fr.	Dallas, Texas (Jesusit)
26	Qujuan Floyd	DB	6-0	190	Jr.	Los Angeles, Calif. (Crenshaw/Santa Monica CC)	92	Hiro Sasaki	DE	6-3	250	Jr.#	Molili, Hawaii (Kaiser/Iowa Central CC)
65	Jacob Gannon***	OL	6-7	301	Sr.#	Iowa City, Iowa (West)	82	Scotty Schaffner	TE	6-4	225	Fr.	Raymore, Mo. (Raymore-Peculiar)
95	Robby Garcia	DL	6-3	277	Fr.#	Tampa, Fla. (Jesusit)	68	Brian Seda	OL	6-6	273	Fr.#	Traer, Iowa (North Tama)
43	Sam George	DE	6-2	240	Fr.#	Norwalk, Iowa (Norwalk)	29	Kane Seeley*	LB	6-1	240	So.#	Perry, Iowa (Perry)
63	Ryan Glenn	OL	6-4	305	Fr.#	Waukeee, Iowa (Waukeee)	47	Sam Seonbuchner	LB	6-2	220	Fr.	Oconomowoc, Wis. (Arrowhead)
85	Mitchell Harger	RB	5-9	200	So.#	Alburnett, Iowa (Alburnett)	71	Nick Severs	OL	6-3	285	Fr.#	Macomb, Okla. (Macomb)
97	Tyler Harmeyer	DL	6-0	280	Sr.	Ankeny, Iowa (Dowling/Iowa Western CC)	49	Jack Spreen	LB	6-1	218	Fr.#	Bedford, Ind. (Bedford North Lawrence)
15	Brandon Harris	WR	6-0	195	Fr.#	Cedar Hill, Texas (Cedar Hill)	10	Rob Standard*	RB	5-10	213	Jr.#	St. Louis, Mo. (Chaminade)
2	Jordan Harris	LB	5-11	241	Jr.	Clarksdale, Miss. (Clarksdale/Copiah-Lincoln CC)	16	Kyle Starcevich	QB	6-4	217	Fr.	Altoona, Iowa (Southeast Polk)
4	P.J. Harris*	WR	6-1	163	So.#	Groveland, Fla. (South Lake)	20	Matt Swoyer	DB	5-11	191	So.#	Southlake, Texas (Carroll)
16	Willie Harvey	LB	6-1	215	Fr.	Hastings, Fla. (Menendez)	24	Martinez Syria	RB	6-0	220	Fr.	Humble, Texas (Nimitz)
7	Trevor Hodge	DB	6-0	198	Fr.#	Perris, Calif. (Citrus Hill)	2	Kamari Syrie	DB	5-9	203	Fr.#	Hurst, Texas (L.D. Bell)
1	Vic Holmes	DB	5-11	180	Fr.	La Porte, Texas (La Porte)	78	Wendell Taiese	OL	6-5	357	Jr.#	Oakland, Calif. (McClymonds/Laney CC)
55	Jacob Homa	OL	6-4	280	Fr.#	Brookfield, Wis. (Brookfield Central)	98	Trent Taylor	DL	6-2	250	Jr.	Lakeland, Fla. (Lake Gibson/Butler CC)
15	Brandon Horbach	QB	6-3	198	Jr.#	Toledo, Iowa (South Tama)	24	Matthew Thomas*	DB	5-10	168	Sr.#	Lancaster, Texas (Lancaster)
33	Josh Jahlas	DB	6-1	198	So.#	Cedar Rapids, Iowa (Kennedy)	49	Spencer Thornton**	LS	6-1	251	Sr.#	Marion, Iowa (Cedar Rapids-Washington)
93	Brandon Jensen***	DL	6-5	301	Sr.#	Ankeny, Iowa (Ankeny)	99	Vernell Trent	DL	6-3	287	Fr.#	Jacksonville, Fla. (Forrest)
21	Luke Knott*	LB	6-0	218	So.#	Lee's Summit, Mo. (West)	34	Nigel Tribune*	DB	5-10	183	So.	Jacksonville, Fla. (Raines)
69	Kory Kodanko	OL	6-5	325	Fr.	Green Bay, Wis. (West De Pere)	51	Tanner Tusha	LS	5-10	201	So.#	Clear Lake, Iowa (Clear Lake)
12	Holden Kramer	P	6-2	183	Fr.#	West Des Moines, Iowa (Valley)	56	J.D. Waggoner	DE	6-2	247	Fr.#	Dallas, Texas (Jesusit)
76	Jamison Lalk**	OL	6-6	303	Jr.#	Council Bluffs, Iowa (Abraham Lincoln)	25	Mike Warren	RB	6-0	185	Fr.	Lawton, Okla. (Lawton)
7	Joel Lanning	QB	6-2	236	Fr.#	Ankeny, Iowa (Ankeny)	38	Jared Weaver	LB	6-1	225	Sr.#	Moville, Iowa (Sioux City Heelan)
50	Bryan Larson	OL	6-4	268	Fr.#	Humboldt, Iowa (Humboldt)	40	Justin Webster	RB	6-0	222	Fr.#	Houston, Texas (Northland Christian)
17	Damein Lawry	WR	5-10	177	So.#	Dallas, Texas (Wilmer-Hutchins)	18	Jauan Wesley	WR	5-11	180	Fr.	Markham, Ill. (Thornton Township)
5	Allen Lazard	WR	6-5	215	Fr.	Urbandale, Iowa (Urbandale)	1	Jarvis West***	WR	5-7	177	Sr.#	St. Petersburg, Fla. (Gibbs)
53	Anthony Lazard	LB	6-0	200	So.#	Urbandale, Iowa (Urbandale)	81	Quan West*	TE/WR	6-4	238	So.#	Willis, Texas (Willis)
14	Darius Lee-Campbell	QB	6-2	200	Fr.	Spring, Texas (Spring)	41	Darius White	DE	6-0	249	So.#	Palmetto, Fla. (Manatee)
86	Alex Leslie	TE	6-5	244	Fr.#	New Braunfels, Texas (New Braunfels)	75	Duaron Williams	OL	6-3	305	So.#	Orlando, Fla. (Jones)
56	Ben Loth*	OL	6-6	327	Sr.#	Chatsworth, Calif. (Crespi Carmelite)	2	Aaron Wimberly*	RB	5-9	174	Sr.	Snellville, Ga. (South Gwinnett/Iowa Western CC)
11	Gabe Luna	DE	6-1	255	Jr.	Garden City, Kan. (Garden City/Butler CC)	73	Will Windham	OL	6-4	320	Fr.	Schertz, Texas (Clemens)
8	Kenneth Lynn*	DB	5-10	166	Jr.#	Dallas, Texas (Kimball)							

\*letters earned  
#has redshirted



# IOWA STATE FOOTBALL

## 2014 NUMERICAL ROSTER

No.	Name	Pos	Ht	Wt	Yr	Hometown (High School/Previous School)	No.	Name	Pos	Ht	Wt	Yr	Hometown (High School/Previous School)
	Vic Holmes	DB	5-11	180	Fr.	La Porte, Texas (La Porte)	35	Levi Peters*	LB	5-10	217	So.#	Gilmore City, Iowa (Fort Dodge)
1	Cole Netten*	PK	6-1	213	So.#	Ankeny, Iowa (Ankeny)	38	Jared Weaver	LB	6-1	225	Sr.#	Moville, Iowa (Sioux City Heelan)
1	Jarvis West***	WR	5-7	177	Sr.#	St. Petersburg, Fla. (Gibbs)	40	Justin Webster	RB	6-0	222	Fr.#	Houston, Texas (Northland Christian)
2	Jordan Harris	LB	5-11	241	Jr.	Clarksdale, Miss. (Clarksdale/Copiah-Lincoln CC)	41	Darius White	DE	6-0	249	So.#	Palmetto, Fla. (Manatee)
2	Kamari Syrie	DB	5-9	203	Fr.#	Hurst, Texas (L.D. Bell)	43	Sam George	DE	6-2	240	Fr.#	Norwalk, Iowa (Norwalk)
2	Aaron Wimberly*	RB	5-9	174	Sr.	Snellville, Ga. (South Gwinnett/Iowa Western CC)	44	Alton Meeks	LB	6-2	249	Fr.#	Orlando, Fla. (Dr. Phillips)
3	Drake Ferch*	N	5-11	212	Sr.#	State Center, Iowa (West Marshall/Iowa Western CC)	45	Dale Pierson	DE	6-2	260	Jr.	Bakersfield, Calif. (Independence/Pasadena CC)
3	Jake Rhoads	WR/LS	6-1	191	Fr.#	Ames, Iowa (Gilbert)	46	Brian Bonacci	LB	5-10	242	So.#	Southlake, Texas (Carroll)
3	Grant Rohach*	QB	6-1	224	So.#	Moorpark, Calif. (Moorpark)	47	Sam Seonbuchner	LB	6-2	220	Fr.	Oconomowoc, Wis. (Arrowhead)
4	P.J. Harris*	WR	6-1	163	So.#	Groveland, Fla. (South Lake)	49	Jack Spreen	LB	6-1	218	Fr.#	Bedford, Ind. (Bedford North Lawrence)
4	Sam Richardson**	DB	5-7	189	Jr.#	League City, Texas (Clear Springs)	49	Spencer Thornton**	LS	6-1	251	Sr.#	Marion, Iowa (Cedar Rapids-Washington)
5	Kamari Cotton-Moya	DB	6-0	190	Fr.#	Bakersfield, Calif. (Ridgeview)	50	Bryan Larson	OL	6-4	268	Fr.#	Humboldt, Iowa (Humboldt)
5	Allen Lazard	WR	6-5	215	Fr.	Urbandale, Iowa (Urbandale)	51	Tanner Tusha	LS	5-10	201	So.#	Clear Lake, Iowa (Clear Lake)
6	Tad Ecby*	WR	6-0	203	Jr.#	Houston, Texas (St. Pius X)	52	Cole Anderson	OL	6-3	260	Fr.	League City, Texas (Clear Falls)
6	De'Monte Ruth	DB	5-9	160	Fr.	Dallas, Texas (Wilmer-Hutchins)	52	Terry Ayeni	DL	6-2	265	Jr.	Toronto, Ontario (Central Tech/New Mexico Military)
7	Trevor Hodge	DB	6-0	198	Fr.#	Perris, Calif. (Citrus Hill)	53	Anthony Lazard	LB	6-0	200	So.#	Urbandale, Iowa (Urbandale)
7	Joel Lanning	QB	6-2	236	Fr.#	Ankeny, Iowa (Ankeny)	55	Jacob Homa	OL	6-4	280	Fr.#	Brookfield, Wis. (Brookfield Central)
8	Kenneth Lynn*	DB	5-10	166	Jr.#	Dallas, Texas (Kimball)	55	Jevohn Miller***	LB	6-1	243	Sr.	Brooklyn, Iowa (BGM)
8	D'Vario Montgomery	WR	6-5	212	So.#	Winter Park, Fla. (Winter Park/USF)	56	Ben Loth*	OL	6-6	327	Sr.#	Chatsworth, Calif. (Crespi Carmelite)
9	Quenton Bundrage**	WR	6-2	191	Jr.#	Palmetto, Fla. (Manatee)	56	J.D. Waggoner	DE	6-2	247	Fr.#	Dallas, Texas (Jesuit Prep)
9	Reggan Northrup	LB	6-1	190	Fr.	Jacksonville, Fla. (First Coast)	58	Cory Morrissey**	DE	6-4	260	Sr.	Ames, Iowa (Gilbert/Iowa Western CC)
10	Brian Peavy	DB	5-9	175	Fr.	Houston, Texas (Westfield)	62	Nick Fett	OL	6-7	302	So.#	Audubon, Iowa (Audubon)
10	Rob Standard*	RB	5-10	213	Jr.#	St. Louis, Mo. (Chaminade)	63	Ryan Glenn	OL	6-4	305	Fr.#	Waukee, Iowa (Waukee)
11	E.J. Bibbs*	TE	6-3	261	Sr.	Chicago, Ill. (Bogan/Arizona Western CC)	65	Jacob Gannon***	OL	6-7	301	Sr.#	Iowa City, Iowa (West)
11	Gabe Luna	DE	6-1	255	Jr.	Garden City, Kan. (Garden City/Butler CC)	66	Jacob Dunning*	OL	6-5	287	So.#	Leander, Texas (Leander)
12	Holden Kramer	P	6-2	183	Fr.#	West Des Moines, Iowa (Valley)	67	Jake Campos	OL	6-7	279	Fr.#	West Des Moines, Iowa (Valley)
12	Sam Richardson**	QB	6-2	223	Jr.#	Winter Park, Fla. (Winter Park)	68	Brian Seda	OL	6-6	273	Fr.#	Traer, Iowa (North Tama)
13	Dondre Daley*	WR	6-1	191	So.#	Tarpon Springs, Fla. (Tarpon Springs)	69	Kory Kodanko	OL	6-5	325	Fr.	Green Bay, Wis. (West De Pere)
13	Colin Downing	P	5-11	180	Fr.	Whitefish Bay, Wis. (Whitefish Bay)	70	Daniel Burton*	OL	6-5	319	So.#	Oklahoma City, Okla. (Putnam City North)
14	Jared Brackens***	LB	6-1	215	Sr.	Mesquite, Texas (North)	71	Nick Severs	OL	6-3	285	Fr.#	Macomb, Ill. (Macomb)
14	Darius Lee-Campbell	QB	6-2	200	Fr.	Spring, Texas (Spring)	72	Brock Dager**	OL	6-8	303	Jr.#	Cherokee, Iowa (Cherokee-Washington)
15	Brandon Harris	WR	6-0	195	Fr.#	Cedar Hill, Texas (Cedar Hill)	73	Will Windham	OL	6-4	320	Fr.	Schertz, Texas (Clemens)
15	Brandon Horbach	QB	6-3	198	Jr.#	Toledo, Iowa (South Tama)	74	Tom Farniok***	OL	6-4	300	Sr.#	Sioux Falls, S.D. (Washington)
16	Willie Harvey	LB	6-1	215	Fr.	Hastings, Fla. (Menendez)	75	Duaron Williams	OL	6-3	305	So.#	Orlando, Fla. (Jones)
16	Kyle Starcevich	QB	6-4	217	Fr.	Altoona, Iowa (Southeast Polk)	76	Jamison Lalk**	OL	6-6	303	Jr.#	Council Bluffs, Iowa (Abraham Lincoln)
17	Damein Lawry	WR	5-10	177	So.#	Dallas, Texas (Wilmer-Hutchins)	77	Oni Omoile*	OL	6-3	297	Jr.#	Coppell, Texas (Coppell)
18	Jauan Wesley	WR	5-11	180	Fr.	Markham, Ill. (Thornton Township)	78	Wendell Taiese	OL	6-5	357	Jr.#	Oakland, Calif. (McClymonds/Laney CC)
19	Bryan Ajumobi	WR	6-1	222	Fr.#	Grand Prairie, Texas (South Grand Prairie)	79	Shawn Curtis	OL	6-5	288	Fr.#	Orlando, Fla. (Olympia)
20	DeVondrick Nealy**	RB	5-10	190	Jr.#	Monticello, Fla. (Jefferson County)	81	Quan West*	TE/WR	6-4	238	So.#	Willis, Texas (Willis)
20	Matt Swoyer	DB	5-11	191	So.#	Southlake, Texas (Carroll)	82	Scotty Schaffner	TE	6-4	225	Fr.	Raymore, Mo. (Raymore-Peculiar)
21	Luke Knott*	LB	6-0	218	So.#	Lee's Summit, Mo. (West)	83	Brett Medders	WR	6-2	203	Jr.#	Westlake Village, Calif. (Oaks Christian)
21	Orion Salters	WR	5-9	165	Fr.	Dallas, Texas (Jesuit)	85	Mitchell Harger	RB	5-9	200	So.#	Alburnett, Iowa (Alburnett)
22	T.J. Mutcherson*	DB	5-11	203	So.#	Tampa, Fla. (Freedom)	86	Alex Leslie	TE	6-5	244	Fr.#	New Braunfels, Texas (New Braunfels)
23	Darian Cotton*	DB	5-11	201	Jr.#	Mount Pleasant, Iowa (Mount Pleasant)	87	Chase Onken	WR	6-3	203	Fr.#	Norwalk, Iowa (Norwalk)
24	Martinez Syria	RB	6-0	220	Fr.	Humble, Texas (Nimitz)	90	Mitchell Meyers*	DE	6-4	262	So.#	The Woodlands, Texas (The Woodlands)
24	Matthew Thomas*	DB	5-10	168	Sr.#	Lancaster, Texas (Lancaster)	91	Pierre Aka	DL	6-4	285	So.#	Indianapolis, Ind. (Pike)
25	Brian Mills	LB	5-10	227	Fr.#	Clermont, Fla. (East Ridge)	92	Hiro Sasaki	DE	6-3	250	Jr.#	Moiilili, Hawaii (Kaiser/Iowa Central CC)
25	Mike Warren	RB	6-0	185	Fr.	Lawton, Okla. (Lawton)	93	Brandon Jensen***	DL	6-5	301	Sr.#	Ankeny, Iowa (Ankeny)
26	Quijuan Floyd	DB	6-0	190	Jr.	Los Angeles, Calif. (Crenshaw/Santa Monica CC)	94	Devlyn Cousin**	DL	6-1	295	So.#	St. Marys, Ga. (Camden County)
29	Kane Seeley*	LB	6-1	240	So.#	Perry, Iowa (Perry)	95	Ben Boesen*	TE	6-6	238	Jr.#	Des Moines, Iowa (Dowling Catholic)
31	Rob Myers	DB	6-1	196	Jr.#	Ankeny, Iowa (Ankeny/Iowa Western)	95	Robby Garcia	DL	6-3	277	Fr.#	Tampa, Fla. (Jesuit)
32	Justin Madison	DE	6-2	212	Fr.#	Tampa, Fla. (Robinson)	96	Ma'Kayle Phillips	DL	6-0	330	Fr.#	Waterloo, Iowa (West)
33	Tyler Brown	RB	5-10	179	Fr.#	Lakeland, Fla. (Lake Gibson)	97	Tyler Harmeyer	DL	6-0	280	Sr.	Ankeny, Iowa (Dowling/Iowa Western CC)
33	Josh Jahlas	DB	6-1	198	So.#	Cedar Rapids, Iowa (Kennedy)	98	Trent Taylor	DL	6-2	250	Jr.	Lakeland, Fla. (Lake Gibson/Butler CC)
34	Austin Fischer	H	6-2	196	Jr.#	Ankeny, Iowa (Ankeny/Marshalltown CC)	99	Vernell Trent	DL	6-3	287	Fr.#	Jacksonville, Fla. (Forrest)
34	Nigel Tribune*	DB	5-10	183	So.	Jacksonville, Fla. (Raines)							

\*letters earned  
#has redshirted





# IOWA STATE FOOTBALL

## 2014 DEPTH CHART

### OFFENSE

TE	<b>11</b>	<b>*E.J. Bibbs (6-3, 261, Sr.)</b>
	95	*Ben Boesen (6-6, 238, Jr.#)
	86	Alex Leslie (6-5, 244, Fr.#)
RT	<b>65</b>	<b>***Jacob Gannon (6-7, 301, Sr.#)</b>
	66	*Jacob Dunning (6-5, 287, So.#)
RG	<b>70</b>	<b>*Daniel Burton (6-5, 320, So.#)</b>
	63	Ryan Glenn (6-4, 305, Fr.#)
	55	Jacob Homa (6-4, 280, Fr.#)
C	<b>74</b>	<b>***Tom Farniok (6-4, 300, Sr.#)</b>
	56	*Ben Loth (6-6, 327, Sr.#)
	71	Nick Severs (6-3, 285 Fr.#)
LG	<b>77</b>	<b>*Oni Omoile (6-3, 297, Jr.#)</b>
	<b>76</b>	<b>**Jamison Lalk (6-6, 303, Jr.#)</b>
LT	<b>72</b>	<b>**Brock Dagele (6-8, 303, Jr.#)</b>
	67	Jake Campos (6-7, 279, Fr.#)
	79	Shawn Curtis (6-5, 288, Fr.#)
QB	<b>3</b>	<b>*Grant Rohach (6-1, 224, So.#) or</b>
	<b>12</b>	<b>**Sam B. Richardson (6-2, 223, Jr.#) or</b>
	7	Joel Lanning (6-2, 236, Fr.#)
TB	<b>2</b>	<b>*Aaron Wimberly (5-9, 174, Sr.)</b>
	20	**DeVondrick Nealy (5-10, 190, Jr.#)
	10	*Rob Standard (5-10, 213, Jr.#)
	33	Tyler Brown (5-10, 179, Fr.#)
Z	4	*P.J. Harris (6-1, 163, So.#)
	6	*Tad Ecby (6-0, 203, Jr.#)
	<b>13</b>	<b>*Dondre Daley (6-1, 191, So.#)</b>
F	<b>1</b>	<b>***Jarvis West (5-7, 177, Sr.#)</b>
	17	Damein Lawry (5-10, 177, So.#)
	83	Brett Medders (6-2, 203, Jr.#)
X	<b>9</b>	<b>**Quenton Bundrage (6-2, 191, Jr.#)</b>
	8	D'Vario Montgomery (6-5, 212, So.#)
	19	Bryan Ajumobi (6-1, 222, Fr.#)

### SPECIAL TEAMS

P	12	Holden Kramer (6-2, 183, Fr.#)
LS	<b>49</b>	<b>**Spencer Thompton (6-1, 251, Sr.#)</b>
H	34	Austin Fischer (6-2, 196, Jr.#)

### DEFENSE

LE	90	*Mitchell Meyers (6-4, 262, So.#)
	41	Darius White (6-0, 249, So.#)
	32	Justin Madison (6-2, 212, Fr.#)
DT	95	Robby Garcia (6-3, 277, Fr.#)
	91	Pierre Aka (6-4, 285, So.#)
NG	94	*Devlyn Cousin (6-1, 295, So.#) or
	<b>93</b>	<b>***Brandon Jensen (6-5, 301, Sr.#)</b>
	99	Vernell Trent (6-3, 287, Fr.#)
RE	<b>58</b>	<b>**Cory Morrissey (6-4, 260, Sr.)</b>
	11	Gabe Luna (6-1, 255, Jr.)
	56	J.D. Waggoner (6-2, 247, Fr.#)
SLB/N3		*Drake Ferch (5-11, 212, Sr.#)
	<b>14</b>	<b>***Jared Brackens (6-1, 215, Sr.)</b>
MLB	44	Alton Meeks (6-2, 249, Fr.#)
	29	*Kane Seeley (6-1, 240, So.#)
	2	Jordan Harris (5-11, 241, Jr.)
WLB	<b>55</b>	<b>***Jevohn Miller (6-1, 243, Sr.) or</b>
	<b>21</b>	<b>*Luke Knott (6-0, 218, So.#) or</b>
	35	*Levi Peters (5-10, 217, So.#)
	25	Brian Mills (5-10, 227, Fr.#)
RCB	<b>34</b>	<b>*Nigel Tribune (5-10, 183, So.)</b>
	24	*Matthew Thomas (5-10, 168, Sr.#)
LCB	<b>4</b>	<b>**Sam E. Richardson (5-7, 189, Jr.#) or</b>
	8	*Kenneth Lynn (5-10, 166, Jr.#)
SS	22	*T.J. Mutcherson (5-11, 203, So.#)
	23	*Darian Cotton (5-11, 189, Jr.#)
FS	5	Kamari Cotton-Moya (6-0, 190, Fr.#)
	2	Kamari Syrie (5-9, 203, Fr.#)

### SPECIAL TEAMS

PK	<b>1</b>	<b>*Cole Netten (6-1, 213, So.#)</b>
PR	<b>1</b>	<b>***Jarvis West (5-7, 177, Sr.#)</b>
KR	<b>20</b>	<b>**DeVondrick Nealy (5-10, 190, Jr.#)</b>
	<b>2</b>	<b>*Aaron Wimberly (5-9, 174, Sr.)</b>

Returning starters in **bold**  
 \*letters earned  
 #has redshirted

### PRONUNCIATIONS

#### Players

Pierre <b>Aka</b>	A-kah
Bryan <b>Ajumobi</b>	Ah-JAH-moby
Terry <b>Ayeni</b>	eye-EN-nee
Ben <b>Boesen</b>	BO-zin
Brian <b>Bonacci</b>	Bo-notch-ee
<b>Quenton Bundrage</b>	QUINN-ton BUND-ridge
<b>Kamari Cotton-Moya</b>	Kuh-mar-ee Cotton-Moy-uh
<b>Devlyn Cousin</b>	DEV-linn
<b>Dondre Daley</b>	DON-dray
Tad <b>Ecby</b>	ECK-bee
Tom <b>Farniok</b>	far-KNEE-ock
<b>Qujuan Floyd</b>	Kuh-wahn
Jacob <b>Homa</b>	Home-uh
Josh <b>Jahlas</b>	Jaw-liss
Kory <b>Kodanko</b>	Kah-DONK-oh
Jamison <b>Lalk</b>	LOCK
Damein <b>Lawry</b>	LOUW-ree
Ben <b>Loth</b>	rhymes with cloth
<b>Jevohn Miller</b>	rhymes with kevin
T.J. <b>Mutcherson</b>	mutch-UR-son
<b>DeVondrick Nealy</b>	deh-VON-drick KNEE-lee
<b>Reggan Northrup</b>	Ree-gun
<b>Oni Omoile</b>	OH-knee ah-MOY-lah
Grant <b>Rohach</b>	ROW-hauch
<b>Orion Salters</b>	Oh-RYAN
Kane <b>Seeley</b>	SEE-lee
Sam <b>Seonbuchner</b>	Scene-buckner
Nick <b>Severs</b>	See-vers
<b>Kamari Syrie</b>	Kuh-mar-ee Sir-RYE
Wendell <b>Taiese</b>	Ty-ES-say
Tanner <b>Tusha</b>	TWO-Sha
<b>Jauan Wesley</b>	Juan
<b>Duaron Williams</b>	DAH-ron

#### Coaches

Louis <b>Ayeni</b>	eye-EN-nee
Stan <b>Eggen</b>	Egg-in



# IOWA STATE FOOTBALL



## Paul Rhoads

Head Coach  
Sixth Year at Iowa State



Paul Rhoads, who was born 10 minutes from Jack Trice Stadium and went to high school 20 minutes from Iowa State's home field, has proven to be the perfect leader of the Iowa State football program.

Through hard work, determination and fiery passion, Rhoads has catapulted Iowa State football into the national spotlight. The personable Rhoads has led the Cyclones to three bowl game appearances and multiple "signature" wins in his first five years as the Cyclone mentor.

Setting new standards in Cyclone football has become the norm for Rhoads. In his short period in Ames, Rhoads has recorded three victories over ranked opponents on the road, half of the school's all-time total of road triumphs over rated teams (six). In all, Rhoads has registered four wins over ranked opponents in his five seasons.

In the 17 seasons prior to Rhoads' arrival (1992-2008), the Cyclones won just nine conference road games. The Cyclones have already recorded six conference road victories under Rhoads. Rhoads has also shown an uncanny ability to scout and develop talent. A slew of Cyclones have earned First-Team All-Big 12 honors, including four linebackers (Jesse Smith, Jake Knott, A.J. Klein, Jeremiah George), in his brief time at ISU.

Knott and Kelechi Osemele (offensive lineman) both earned All-America honors under Rhoads' watch.

Perhaps Rhoads' greatest accomplishment as the Cyclone head coach is his ability to energize an entire fan base. This was no more evident than the nearly 30,000 Iowa State football fans which swarmed Memphis, Tenn., leading up to the Cyclones' 2012 AutoZone Liberty Bowl game on New Year's Eve. The massive gathering of Cardinal and Gold affirms that Iowa State football is flying at an all-time high, piloted by a head coach whose popularity in his home state transcends the program's fan base and has earned the Cyclones national recognition. Iowa Staters know that Paul Rhoads is one of their own.

Rhoads' enormous popularity has made Jack Trice Stadium the place to be in the fall. Eight of the top-10 most attended games in school history have occurred in the last two seasons (2012 and 2013). ISU's top-three single-season attendance figures occurred in the last three seasons, including a school-record season attendance average mark of 55,361 set in 2013.

A total of six Cyclones who competed for Rhoads at Iowa State have played a game in the NFL, including Osemele, who earned a Super Bowl ring and was named to the NFL's All-Rookie team as a Baltimore Raven in 2012.

Rhoads and the Cyclones capped off his fifth season (2013) with a pair of Big 12 victories, marking the first time since 2000 where ISU ended the season with back-to-back league wins. ISU blanked Kansas (34-0), the first shutout involving a pair of Big 12 opponents since 2011 and the fourth-largest shutout over a conference opponent in school history.

The Cyclones then went on the road to defeat West Virginia in a triple

overtime thriller (52-44). ISU was down 24 points in the game, staging the biggest come-from-behind win in school history and the largest comeback among all FBS teams in 2013..

First-team All-Big 12 linebacker George led the league and ranked fourth nationally in tackles (11.1), joining Smith (2009) as Cyclones to lead the Big 12 in stops under Rhoads.

The 2012 AutoZone Liberty Bowl was Iowa State's third postseason appearance in four years under Rhoads. Against TCU during the regular season, Rhoads' players ended the nation's longest winning streak at 12 games, with a 37-23 victory over the 13th-ranked Horned Frogs. The win marked the first time in school history that the Cyclones had beaten a ranked team in three consecutive seasons. Each of those games was one of Rhoads' "signature wins" since coming to Iowa State in 2009.

The linebacking duo of Knott and Klein were first-team All-Big 12 selections for the second straight season in 2012. Both are now playing on Sundays in the NFL. Defensive tackle Jake McDonough was a first-team all-league choice and strong safety Durrell Givens was a second-team honoree.

The 2011 season was highlighted by the biggest win in school history. On Nov. 18, 2011, Iowa State stepped up on to the biggest stage it had ever played upon. The Cyclones played host to No. 2 Oklahoma State in prime time. The game was nationally televised. It was a game with huge BCS implications further stoking the rapt attention this contest commanded.

Iowa State rallied from a 24-7 deficit to beat Oklahoma State. Coming into the game Iowa State had an all-time 0-56-2 record against teams ranked among the top six spots on the AP poll. The incredible comeback affirmed Rhoads' transformation of a Cyclone football program that unmistakably bears his personal brand.

Jeff Woody ramblled into the Oklahoma State end zone at 10:51 p.m. CDT for a 37-31 victory on ESPN. Announcer Joe Tessitore emphatically shrieked, "touchdown, they did it!," telling the world what Rhoads' fellow native Iowans already knew. Rhoads' Iowa State football program has gone where no Cyclone team has gone before.

The extraordinary rush of thousands of Cardinal and Gold clad fans on the field after Iowa State's thrilling win mirrored the scene of ISU's

### Rhoads Profile

Hometown .....	Ankeny, Iowa
High school .....	Ankeny
College .....	Missouri Western, '89
Graduate Degree .....	Utah State, '91
Year in coaching .....	26th
Wife .....	Vickie
Children .....	Jake and Wyatt





# IOWA STATE FOOTBALL

44-41 triple overtime victory over Iowa earlier in the season.

Rhoads' team, which was an underdog in 11 of its 12 BCS games in 2011, capped off a memorable season by playing on the biggest stage in the nation's biggest city, Yankee Stadium in the New Era Pinstripe Bowl in New York. This was accomplished despite playing the second-toughest schedule nationally.

Iowa State's season earned the program a new respect. Klein was named the 2011 Big 12 Conference co-defensive player of the year. Wide receiver and kick returner Aaron Horne was the Big 12 Conference offensive newcomer of the year. Offensive lineman Osemele was a first-team All-American. Knott, whose only BCS scholarship offer was made by Rhoads after seeing the linebacker on film in the head coach's first week at Iowa State earned first-team all-Big 12 honors.

Looking back, Rhoads turned heads when he arrived as Iowa State's new head football coach in December of 2008.

When Rhoads had his first team meeting in the spring of 2009, he told his Cyclone team that "I am proud to be your coach and we will prepare diligently to win a bowl game."

Win a bowl game? In 2009? The Cyclones had been 8-27 over their three previous seasons.

Indeed. The New York Times rated Iowa State 112th among 120 NCAA FBS teams nationally to start the 2009 season. The Big 12 media ranked the Cyclones dead last in the league's pre-season poll.

At the Dec. 2008 press conference introducing him as Iowa State's new head football coach, Rhoads compared his return to ISU and his native state, to a Hollywood script. On the last day of 2009, his team wrote the best possible sequel, ending his inaugural season with a

Cyclone bowl game victory. The reward for keeping that faith was a seven-win season and a victory over Minnesota in the Insight Bowl played in sunny Tempe, Ariz. on New Year's Eve.

Go back two months before the Insight Bowl, to the Iowa State locker room following the Cyclones' 9-7 win at defending Big 12 North Division champion Nebraska on Oct. 24.

Above the ear-shattering noise of a wild celebration, Rhoads implored his team to hear him clearly. Injury and illness had depleted the Cyclone squad (the Cyclones played without starting quarterback Austen Arnaud and starting tailback Alexander Robinson) after the team had just scored Iowa State's first win in Lincoln, Neb. in 32 years.

"We had people tired everywhere, we had people sore everywhere," an emotional Rhoads told his jubilant players, his voice wavering from a mix of elation and exhaustion. His next words have become synonymous with the Phoenix-like ascendency of the Iowa State football program under Rhoads.

"Listen to me, listen to me," Rhoads said in a hoarse voice, struggling to be heard above the clamor of victory. "I am so proud to be your football coach."

The historical significance of Rhoads' success in his first Iowa State season was underscored by his place as the first Cyclone football coach to win seven games in his initial campaign since 1907. He was the first coach in ISU history to post a winning record in his initial Cyclone season since 1931. Smith led the Big 12 in tackles and was a first-team All-Big 12 selection, while David Sims was named the Big 12 Defensive Newcomer of the Year.

The 2010 season saw the Cyclones go 5-7. Iowa State was picked for the cellar of the Big 12 North Division. On Oct. 23 before more than 100,000 Texas fans in Austin's Memorial Stadium, Rhoads' team did what no Cyclone football squad had ever done, beat the Longhorns, 28-21. For the second straight year, a Rhoads-led unit had slain a dragon on the opposing field.

Born in Nevada, Iowa, just 10 minutes from Jack Trice Stadium, Rhoads came back to Iowa State after a year as defensive coordinator at Auburn. His stellar track record complements his Iowa roots. The man who was valedictorian at Ankeny High School, one of the largest schools in the state (located just 20 minutes south of Ames), Rhoads was the ideal individual to take control of the ISU football program.

Rhoads coordinated the Pitt defense for eight seasons (2000-07) before moving to Auburn in the same role in 2008.

His resume includes a 2004 Big East Conference championship with the Panthers. Five of the defenses he coordinated ranked in the nation's Top 30 for scoring and three in the NCAA's Top 12 for fewest yards allowed. His aggressive philosophy allowed Pitt to score 10 defensive touchdowns from 2004-06.

Rhoads' last two defenses (Auburn in 2008 and Pitt in 2007) before coming to Ames ranked 15th nationally in scoring defense and fifth

in total defense, respectively. The Sporting News named him the best defensive coordinator in the Big East Conference.

Rhoads coordinated defenses for both Walt Harris and Dave Wannstedt at Pitt. He was approached by Auburn's Tommy Tuberville to move to Auburn in 2002 after two spectacular seasons at Pitt but turned down the offer. Tuberville again offered Rhoads his top defensive coaching position prior to the 2008 season and he accepted.

Rhoads' familiarity with Iowa State goes back to his youth growing up in central Iowa but also includes a five-year stint as inside linebackers (1995) and secondary (1996-99) coach with the Cyclones. He was a member of Dan McCarney's first staff at Iowa State.

Six of Rhoads' former defensive backs have been drafted by the National Football League, including Pitt's Darrelle Revis (the 14th overall pick by the Jets) in 2007. He has coached in nine bowl games, including the 2005 Tostitos Fiesta Bowl and the 2000 Insight Bowl (against Iowa State), and the 2002 Insight Bowl with Pitt. Fourteen of his Panther defenders earned first-team All-Big East honors including H.B. Blades (the 2006 Big East Defensive Player of the Year) and Scott McKillop (the nation's leading tackler in 2007). Blades and McKillop both earned All-America honors.

The Iowa State head coach lettered three seasons (1986-88) as a defensive back at Missouri Western.

Rhoads earned a bachelor's degree in economics in 1989 at Missouri Western and was the recipient of the Chris Faros Scholarship, which honors the football team's top senior student-athlete. Rhoads added a master's degree from Utah State in 1991.

Rhoads' father, Cecil, was a high school coach for more than three decades and has been inducted into the Iowa High School Football Coaches Hall of Fame. His mother, Mary, was a teacher and homemaker. Rhoads is the youngest of five children. Paul and his wife, Vickie, a former basketball player at Missouri Western, have two boys, Jake and Wyatt. Jake is a member of the Iowa State football team.

Rhoads has been active in the Central Iowa community and has participated in the work of the Alzheimer's Association of Greater Iowa, Children and Families of Iowa and the Iowa Caregivers Association.

## Coaching Experience

2009-	Head Coach	Iowa State
2008	Defensive Coordinator	Auburn
2000-07	Defensive Coordinator	Pittsburgh
1995-99	Assistant Coach	Iowa State
1992-94	Assistant Coach	Pacific
1991	Graduate Assistant	Ohio State
1989-90	Graduate Assistant	Utah

## College Bowl Experience

2012	Liberty Bowl	Iowa State
2011	Pinstripe Bowl	Iowa State
2009	Insight Bowl	Iowa State
2005	Tostitos Fiesta Bowl	Pittsburgh
2003	Continental Tire Bowl	Pittsburgh
2002	Insight Bowl	Pittsburgh
2001	Tangerine Bowl	Pittsburgh
2000	Insight.com Bowl	Pittsburgh
1992	Hall of Fame Bowl	Pacific

## Rhoads Head Coaching Record

Year	School	Record	Conf.	Bowl
2009	Iowa State	7-6	3-5	Insight
2010	Iowa State	5-7	3-5	
2011	Iowa State	6-7	3-6	Pinstripe
2012	Iowa State	6-7	3-6	Liberty
2013	Iowa State	3-9	2-7	
<b>Totals</b>		<b>27-36</b>	<b>14-29</b>	



## E.J. Bibbs

# 11

TE • Sr. • 6-3 • 261  
Chicago, Ill.  
(Bogan/Arizona Western)



### Awards and Honors

John Mackey Award Watch List (2014)  
CFPA Performance Award Tight End Watch List (2014)  
Preseason First-Team All-Big 12- Coaches, Lindy's, SN (2014)  
Top-Five Tight End Nationally - Lindy's (2014)  
All-Big 12 Second-Team- AP & Coaches (2013)  
Dury Moss Outstanding Newcomer Award (2013)

### 2013

Posted one of the best seasons by a tight end in ISU history, ranking second on the team in catches (39) and receiving yards (462) ... named All-Big 12 Second-Team by the AP and Coaches ... earned the Dury Moss Award for the team's top newcomer ... caught two TD passes ... his 39 catches ranks as the second-most by a Cyclone tight end in school history and tied for 13th among all FBS tight ends ... only player on team with multiple catches in all 12 games ... caught a career-high seven passes for 63 yards vs. TCU ... recorded a pair of receptions for 71 yards vs. Kansas, including a career-long 39-yarder ... posted a career-best 75 yards receiving at West Virginia ... tallied TD catches vs. Tulsa and Texas Tech.

### Arizona Western

Chose Iowa State over offers from Oklahoma, Arkansas, Memphis, Nebraska and Texas Tech ... three-star recruit according to rivals.com ... named second-team NJCAA All-American as a sophomore, catching 22 passes for 230 yards and six touchdowns ... in El Toro Bowl, caught go-ahead TD pass in 42-37 victory vs. Nassau ... JC Football.com rated him the No. 2 juco tight end nationally ... ESPN junior college recruit No. 44 nationally ... blocked for team that rolled up 1,750 rushing yards ... as a freshman, caught six passes for 79 yards ... made three catches for 19 yards in 2011 NJCAA National Championship game (El Toro Bowl) ... coached by Tom Minnick.

### High School

Played wide receiver and linebacker for team that finished undefeated in the Chicago Windy City Conference ... as a junior had 762 receiving yards with five games with more than 100 yards receiving for head coach Sam Jones ... had 155 yards receiving against Kenwood.

### Personal

Born Aug. 28, 1991 ... son of Emmanuel and Debbie Bibbs ... liberal studies major.

### BIBBS' GAME-BY-GAME

2013 Opp	Rec	Yds	TD	Long
UNI	2	3	0	4
Iowa	2	10	0	6
Tulsa	4	49	1	20
Texas	3	43	0	22
Texas Tech	2	24	1	16
Baylor	4	27	0	15
Oklahoma State	3	53	0	38
Kansas State	2	10	0	6
TCU	7	63	0	16
Oklahoma	5	34	0	13
Kansas	2	71	0	39
West Virginia	3	75	0	36

### BIBBS' CAREER STATISTICS

Receiving	G	Rec	Yds	TD	Lg	Avg/C	Avg/G
2013	12	39	462	2	39	11.8	38.5
<b>Career</b>	<b>12</b>	<b>39</b>	<b>462</b>	<b>2</b>	<b>39</b>	<b>11.8</b>	<b>38.5</b>





## Jared Brackens

# 14

LB • Sr. • 6-1 • 215  
Mesquite, Texas  
(North)



### 2013

Started all 12 games at linebacker, ranking third on the team in tackles with 61 ... tied for second on the team in sacks with 2.0 ... had 4.5 TFL and two pass breakups ... recorded a career-high 10 tackles, including a career-best six solo stops, and a sack vs. UNI ... tallied eight tackles vs. Tulsa ... had seven tackles, including 1.5 TFL, vs. West Virginia ... has 75 tackles, 4.5 TFL and 2.0 sacks in his career.

### 2012

Saw action in 10 games, making seven special teams tackles.

### 2011

Played in 12 games, earning roles on multiple special teams groups ... finished the season with seven tackles ... made first two career tackles on back-to-back plays at Missouri.

### High School

Three-star recruit ... chose Iowa State over offers from Colorado, Kentucky and Minnesota ... class 5A-11 all-district team selection as a defensive back (started eight games at corner, two at safety) ... made 32 tackles, including one sack, and broke up three passes ... honorable mention all-district his junior season ... recorded 72 tackles and two interceptions playing at safety as a junior ... in sophomore campaign, had 35 tackles and four pass breakups at safety ... coached by Mike Robinson ... also competed in track and field ... district champion in the triple jump as a junior (46-04.50).

### Personal

Born March 23, 1993 ... son of Mark and Tracey Brackens ... child, adult and family services major ... brother, Jacob, played football at Kansas Wesleyan.

### BRACKENS' CAREER STATISTICS

Tackles	G	UA	A	Total	TFL	PBU	FF	FR	Int	S
2011	12	5	2	7	0.0	0	0	0	0	0
2012	10	7	0	7	0.0	0	0	0	0	0
2013	12	37	24	61	4.5	2	0	1	0	2
<b>Career</b>	<b>34</b>	<b>49</b>	<b>26</b>	<b>75</b>	<b>4.5</b>	<b>2</b>	<b>0</b>	<b>1</b>	<b>0</b>	<b>2</b>

### BRACKEN'S GAME-BY-GAME

2011 Opp	S-A-T	TFL	Int	Misc.
UNI	0-0-0	0	0	-
Iowa	0-0-0	0	0	-
Texas	0-0-0	0	0	-
Baylor	0-0-0	0	0	-
Missouri	1-1-2	0	0	-
Texas A&M	0-0-0	0	0	-
Texas Tech	1-0-1	0	0	-
Kansas	1-0-1	0	0	-
Oklahoma State	1-0-1	0	0	-
Oklahoma	0-0-0	0	0	-
Kansas State	1-0-1	0	0	-
Rutgers	0-1-1	0	0	-

2012 Opp	S-A-T	TFL	Int	Misc.
Tulsa	0-0-0	0	0	-
Iowa	0-0-0	0	0	-
Western Illinois	0-0-0	0	0	-
Texas Tech	1-0-1	0	0	-
TCU	1-0-1	0	0	-
Kansas State	0-0-0	0	0	-
Oklahoma State	0-0-0	0	0	-
Baylor	2-0-2	0	0	-
Oklahoma	0-0-0	0	0	-
Tulsa	3-0-3	0	0	-

2013 Opp	S-A-T	TFL	Int	Misc.
UNI	6-4-10	1.0	0	Sack
Iowa	4-3-7	1.0	0	Sack
Tulsa	4-4-8	0.5	0	-
Texas	0-3-3	0	0	FR
Texas Tech	3-1-4	0	0	-
Baylor	3-2-5	0	0	-
Oklahoma State	3-2-5	0	0	-
Kansas State	1-0-1	0	0	-
TCU	2-0-2	0	0	PBU
Oklahoma	1-2-3	0.5	0	-
Kansas	5-1-6	0	0	PBU
West Virginia	5-2-7	1.5	0	-



## Quenton Bundrage

# 9

WR • R.Jr. • 6-2 • 191  
Palmetto, Fla.  
(Manatee)



### Awards and Honors

Preseason Second-Team All-Big 12- Athlon's (2014)  
Third-Team All-Big 12 – Phil Steele (2013)  
CDFN HM All-America All-Sophomore team (2013)  
Ray Scott Outstanding Offensive Skill Player Award (2013)  
Dury Moss Award Winner - Team's Outstanding Newcomer (2012)

### 2013

Emerged as ISU's big-play receiver, leading the team in catches (48), receiving yards (676) and TD catches (9) ... named to the College Football News' Honorable Mention All-America All-Sophomore team ... named Third-Team All-Big 12 by Phil Steele ... earned the Ray Scott Award for outstanding offensive skill player ... his nine TD catches tied the ISU single-season school record and ranked third in the Big 12 and 30th nationally ... posted three multi-TD catch games (Iowa-3, Oklahoma State-2, West Virginia-2) to tie an ISU single-season record ... had 386 yards after catch (57.1 pct. of his receiving yards) ... tallied career highs in receptions (7), receiving yards (146) and TD catches (3) vs. Iowa ... one of only seven players in school history with three or more TD catches in a game ... posted 137 yards receiving vs. Texas on five catches ... caught a 97-yard TD pass vs. Texas, which broke ISU's record for longest pass play in school history and tied the Big 12 mark ... it is the second-longest play from scrimmage in school history and the longest play from scrimmage in Jack Trice Stadium history ... it was the longest play from scrimmage in the Big 12 and the third-longest pass play in FBS in 2013 ... scored a pair of TDs on four catches vs. Oklahoma State ... tied a career high with seven catches and had 93 yards receiving and two TDs at West Virginia ... posted three scoring plays of 60 yards or longer (97 vs. Texas, 67 vs. Iowa, 62 vs. West Virginia) ... only player on offense to start all 12 games ... enters junior season with 68 catches, 908 yards and 11 TDs in his career.

### 2012

Received Dury Moss Award, which is given annually to the team's outstanding newcomer ... finished season with 20 catches for 232 yards and two touchdowns ... first career catch was 13-yarder against Western Illinois ... had four catches for 62 yards at Oklahoma State and four more receptions for 44 yards against Oklahoma ... had TD receptions at Texas and against West Virginia.

### 2011

Redshirted first season at Iowa State.

### High School

Three-star recruit ... ranked 83rd among class of 2011 wide receivers by Rivals.com ... chose Iowa State over offers from Cincinnati and Louisville ... four-year letterwinner at Manatee High School ... helped lead Manatee to a 13-1 record his senior season and a state semifinals appearance ... caught 70 passes for 1,225 yards and 15 touchdowns as a senior ... state finalist in the high jump as a junior ... coached by Joe Kinnan.

### Personal

Born Sept. 13, 1991 ... son of Tiffany Bennett ... interdisciplinary studies major.

### BUNDRAGE'S GAME-BY-GAME

2012	Opp	Rec	Yrds	TD	Long
	Tulsa	0	0	0	0
	Iowa	0	0	0	0
	Western Illinois	1	13	0	13
	Texas Tech	0	0	0	0
	TCU	0	0	0	0
	Kansas St.	0	0	0	0
	Oklahoma State	4	62	0	35
	Baylor	3	24	0	14
	Oklahoma	4	44	0	23
	Texas	3	20	1	14
	Kansas	3	25	0	11
	West Virginia	2	44	1	35
	Tulsa	0	0	0	0

2013	Opp	Rec	Yrds	TD	Long
	UNI	3	31	0	20
	Iowa	7	146	3	67
	Tulsa	3	9	0	5
	Texas	5	137	1	97
	Texas Tech	5	52	0	19
	Baylor	2	16	0	8
	Oklahoma State	4	50	2	22
	Kansas State	1	10	0	10
	TCU	2	3	0	4
	Oklahoma	6	66	0	22
	Kansas	3	63	1	42
	West Virginia	7	93	2	62

### BUNDRAGE'S CAREER STATISTICS

Receiving	G	Rec	Yds	TD	Lg	Avg/C	Avg/G
2012	13	20	232	2	35	11.6	17.8
2013	12	48	676	9	97	14.1	56.3
<b>Career</b>	<b>25</b>	<b>68</b>	<b>908</b>	<b>11</b>	<b>97</b>	<b>13.4</b>	<b>36.32</b>





## Daniel Burton

70

OL • RSo. • 6-5 • 320  
Oklahoma City, Okla.  
(Putnam City North)



### Awards and Honors

First Team Academic All-Big 12 (2013)

### 2013

First-Team Academic All-Big 12 ... received votes for Big 12 all-freshman offensive team ... had the most starts of any ISU freshman with eight ... started the first eight games of the season at both quick guard and tackle slots ... was injured vs. Kansas State and missed the last four games of the year.

### 2012

Redshirted initial collegiate season.

### High School

Chose Iowa State over offers from Arizona and Oregon State ... three-star recruit according to rivals.com ... Daily Oklahoman first-team All-State and All-Oklahoma City honoree ... member of 2011 Oklahoma Coaches Association All-State team ... anchored offensive line for Panthers squad that averaged 350 yards rushing per game in 2011 ... as a junior, first-team All-Big City selection by the Oklahoman ... second-team All-West Metro selection by the Oklahoman as a sophomore ... three-year starter and letterwinner at Putnam City North ... head coach was Bob Wilson.

### Personal

Born Sept. 17, 1993 ... son of Robert and Charlotte Burton ... mechanical engineering major.



## Brock Dugel

72

OL • R.Jr. • 6-8 • 303  
Cherokee, Iowa  
(Cherokee-Washington)



### 2013

Played in all 12 games ... started the last 11 games at the strong tackle spot ... earned his first career start vs. Iowa.

### 2012

Played in all 13 games.

### 2011

Redshirted first season at Iowa State.

### High School

Three year letterwinner at Cherokee ... Des Moines Sunday Register first-team Elite All-State member ... Iowa Newspaper Association Class 2A first-team All-State honoree ... all-district recipient ... played in all nine games for Cherokee on the offensive and defensive lines ... on defense, recorded 59 tackles and nine sacks ... 2A second-team All-State member by Des Moines Register as a junior ... Iowa Newspaper Association Class 2A second-team All-State ... coached by Neil Phipps ... started four years in basketball for Cherokee, averaging 14.4 points and 9.8 rebounds per game as a junior ... all-conference in basketball as a junior and sophomore ... also a letterwinner in track and field, qualifying for the state championships in the shot put ... National Honors Society member.

### Personal

Born Sept. 2, 1992 ... son of Bruce and Leah Dugel ... kinesiology and health major.





## Dondre Daley

# 13

WR • RSo. • 6-1 • 191  
Tarpon Springs, Fla.  
(Tarpon Springs)



### Awards and Honors

Academic All-Big 12 Second Team (2013)

#### 2013

Academic All-Big 12 Second Team ... played in all 12 games, starting the final five games at wide receiver ... tallied 13 catches for 127 yards ... caught four passes vs. Kansas State and TCU ... in his first career start at Kansas State, led the team in catches (4) and receiving yards (26) ... had a career-long 30-yard catch vs. Kansas.

#### 2012

Redshirted initial collegiate season.

### High School

Named team MVP senior season at Tarpon Springs ... as a senior, recorded 42 catches for 684 yards and 11 touchdowns ... in win over Clearwater, accounted for five touchdowns, three receiving, a 24-yard touchdown pass and a blocked punt returned for a touchdown ... also assisted in return duties, returning nine kicks at an average of 28.89 yards per return ... played at Holiday Anclote High School before transferring to Tarpon Springs ... as a junior, caught 18 passes for 358 yards and three touchdowns ... sophomore season, caught 12 passes for 200 yards and a touchdown at Holiday Anclote ... coached at Tarpon Springs by Ronnie Hawn.

### Personal

Born August 10, 1995 ... son of Lorna Williams and Dwight Daley and guardian Charles Driver ... open option major.

### DALEY'S GAME-BY-GAME

2013 Opp	Rec	Yds	TD	Long
UNI	0	0	0	0
Iowa	1	13	0	13
Tulsa	1	14	0	14
Texas	0	0	0	0
Texas Tech	1	8	0	8
Baylor	0	0	0	0
Oklahoma State	1	4	0	4
Kansas State	4	26	0	12
TCU	4	32	0	13
Oklahoma	0	0	0	0
Kansas	1	30	0	30
West Virginia	0	0	0	0

### DALEY'S CAREER STATISTICS

Receiving	G	Rec	Yds	TD	Lg	Avg/C	Avg/G
2013	12	13	127	0	30	9.8	8.5
<b>Career</b>	<b>12</b>	<b>13</b>	<b>127</b>	<b>0</b>	<b>30</b>	<b>9.8</b>	<b>8.5</b>



## Tad Ecby

# 6

WR • R.Jr. • 6-0 • 203  
Houston, Texas  
(St. Pius X)



### 2013

Played in all 12 games, starting six ... fourth on the team in receptions (22) and receiving yards (233) ... registered career highs in catches (6) and receiving yards (59) at Tulsa ... had 50 yards receiving on four catches vs. Iowa, including a career-long 32-yarder ... 14 of his 22 catches went for first downs ... enters junior season with 23 catches for 242 yards.

### 2012

Saw action in three games ... made one reception for nine yards at Texas.

### 2011

Redshirted first season at Iowa State.

### High School

Three-star recruit ... chose Iowa State over offer from Minnesota ... two-time Texas Association of Private and Parochial Schools (TAPPS) All-State selection ... district offensive MVP tallied over 1,100 yards receiving and scored 17 touchdowns as a senior ... caught 10 passes for 243 yards and two touchdowns in win over St. Thomas ... All-Greater Houston selection by VYPE Magazine ... first-team all-state and all-district selection ... as a junior, brought in 35 catches for 791 yards and seven touchdowns ... caught two touchdown passes as a sophomore ... coached by Jason Kimball.

### Personal

Born April 1, 1993 ... son of Gladys Ecby and Trent Windfurt ... communication studies major.

### ECBY'S GAME-BY-GAME

2012	Rec	Yds	TD	Long
<b>Opp</b>				
Western Illinois	0	0	0	0
Texas	1	9	0	9
Kansas	0	0	0	0
<b>2013</b>				
<b>Opp</b>				
UNI	4	43	0	15
Iowa	4	50	0	32
Tulsa	6	59	0	16
Texas	1	7	0	7
Texas Tech	1	14	0	14
Baylor	1	6	0	6
Oklahoma State	1	20	0	20
Kansas State	0	0	0	0
TCU	1	3	0	3
Oklahoma	1	9	0	9
Kansas	0	0	0	0
West Virginia	2	22	0	12

### ECBY'S CAREER STATISTICS

Receiving	G	Rec	Yds	TD	Lg	Avg/C	Avg/G
2012	3	1	9	0	9	9.0	3
2013	12	22	233	0	32	10.6	19.4
<b>Career</b>	<b>15</b>	<b>23</b>	<b>242</b>	<b>0</b>	<b>32</b>	<b>10.5</b>	<b>16.1</b>



## Tom Farniok

# 74

OL • R Sr. • 6-4 • 300  
Sioux Falls, S.D.  
(Washington)



### Awards and Honors

Rimington Award Watch List (2014)  
Preseason First-Team All-Big 12- Sporting News (2014)  
All-Big 12 Second Team-San Antonio Express-News (2013)  
All-Big 12 Honorable Mention – Coaches (2013)  
Arthur Floyd Scott Outstanding Offensive Lineman Award (2013)  
All-Big 12 Honorable Mention – AP (2012)  
Dury Moss Award Winner - Team's Outstanding Newcomer (2011)

### 2013

Played in 11 games, starting nine games at center ... All-Big 12 Second-Team (San Antonio Express-News) and All-Big 12 Honorable Mention (Coaches) ... voted the team's top offensive lineman (Arthur Floyd Scott Award) .. had his 27-game streak of consecutive starts end after suffering a knee injury in the season-opener vs. UNI ... missed the Iowa game and started the final nine games at center ... has 35 career starts, the most of any returning Cyclone.

### 2012

Started all 13 games at center, running his consecutive games streak to 26 games ... named All-Big 12 Honorable Mention.

### 2011

Received Iowa State's Dury Moss Award, given to the most outstanding newcomer ... started all 13 games at center for the Cyclones.

### 2010

Redshirted initial collegiate season.

### High School

Chose Iowa State over offers from North Dakota, North Dakota State and South Dakota State ... three-year letterwinner for Washington High School ... team captain of Washington Warrior team that went 13-0 and claimed the Class 11AA state title, Washington's first since 1976 ... Class 11AA First-Team All-State ... named offensive MVP of All-City Team ... First-Team Greater Dakota All-Conference as senior and junior ... academic All-Conference and All-State in 2009 ... named to Argus Leader "Elite 45" ... 2008 Class 11AA first-team All-State ... honorable mention All-conference as a sophomore ... coached by Brian Hermanson ... also lettered in basketball and track.

### Personal

Born Aug. 31, 1991 ... son of Brad Farniok and Christine Jones ... father played football at St. Cloud State, uncle at South Dakota State ... brother, Derek, plays football at Oklahoma ... earned his degree in the summer of 2014 and is taking graduate courses.





## Jacob Gannon

**65**

OL • RSr. • 6-7 • 301  
Iowa City, Iowa  
(West)



### Awards and Honors

Preseason Fourth-Team All-Big 12- Athlon's (2014)  
Academic All-Big 12 First Team (2012, 2013)  
Academic Award- Highest GPA on Team (2012)  
Academic All-Big 12 Second Team (2011)

### 2013

Started eight of nine games played on the offensive line ... First Team Academic All-Big 12 ... injured his knee against Texas Tech and returned to action vs. TCU ... enters senior season with 12 career starts.

### 2012

Played in all 13 games, starting the last two games of the season in place of an injured Brayden Burris.

### 2011

Played in all 13 games, earning two starts ... made first-career start against Kansas and started again against Oklahoma State at left guard in place of Ethan Tuftee ... saw action as member of punt team.

### 2010

Redshirted initial collegiate season.

### High School

Ranked eighth among Iowans according to Rivals.com ... two-year letterwinner at Iowa City West ... 2009 Iowa Sports Connection Class 4A First-Team All-State ... 2009 Des Moines Register and Iowa Newspaper Association Class 4A Second-Team All-State ... 2009 first-team all-conference ... 2009 Gazette Communications all-area team ... 2009 team captain ... coached by Brian Sauser ... National Honor Society member.

### Personal

Born Feb. 16, 1992 ... son of Mike and Denise Gannon ... father played football at Iowa State ... uncle Mark played basketball at Iowa ... computer science major.



## Brandon Jensen

**93** DL • R Sr. • 6-5 • 301  
Ankeny, Iowa  
(Ankeny)



### 2013

Started all 12 games at nose guard ... recorded 18 tackles, 4.0 tackles for loss and one sack ... had a pair of tackles in six games ... recorded a sack at Tulsa ... had a TFL and pass breakup vs. Oklahoma State ... has 29 tackles, 4.0 TFL and 1.0 sack in his career.

### 2012

Saw action in all 13 games ... finished season with eight tackles ... had a pair of stops against Western Illinois and Kansas.

### 2011

Played in 11 games ... recorded three tackles.

### 2010

Redshirted initial collegiate season.

### High School

Prepped at Ankeny High School, the same high school Iowa State head coach Paul Rhoads attended ... recorded 80 tackles, including 15 for loss as a senior for the Hawks ... recorded double-digit tackles three times, including season-high 15 in win over Urbandale ... was also the team's punter, averaging 40.5 yards per punt ... 2009 Des Moines Sunday Register Elite All-State team ... 2009 INA and Des Moines Register Class 4A first-team All-State ... first-team All-CIML Central conference in 2009 ... collected 55 tackles, nine for loss and five sacks as a junior ... second-team All-CIML Central conference in 2008 ... coached by Jerry Pezzetti ... also lettered in wrestling and track ... finished fifth at the Iowa High School State Track and Field Championships in the shot put.

### Personal

Born April 6, 1992 in Killeen, Texas ... son of Brian and Wendy Jensen ... liberal studies major.

### JENSEN'S GAME-BY-GAME

2011 Opp	S-A-T	TFL	Int	Misc.
UNI	0-0-0	0	0	PBU
Iowa	0-0-0	0	0	-
UConn	0-1-1	0	0	-
Texas	0-0-0	0	0	-
Baylor	0-0-0	0	0	-
Missouri	1-0-1	0	0	-
Texas A&M	1-0-1	0	0	-
Texas Tech	0-0-0	0	0	-
Kansas	0-0-0	0	0	-
Oklahoma	0-0-0	0	0	-
Rutgers	0-0-0	0	0	-

2012 Opp	S-A-T	TFL	Int	Misc.
Tulsa	0-1-1	0	0	-
Iowa	0-0-0	0	0	-
Western Illinois	1-1-2	0	0	-
Texas Tech	0-0-0	0	0	-
TCU	0-0-0	0	0	-
Kansas State	0-0-0	0	0	-
Oklahoma State	0-0-0	0	0	-
Baylor	0-0-0	0	0	-
Oklahoma	0-1-1	0	0	-
Texas	1-0-1	0	0	-
Kansas	2-0-2	0	0	-
West Virginia	0-0-0	0	0	-
Tulsa	0-1-1	0	0	-

2013 Opp	S-A-T	TFL	Int	Misc.
UNI	1-1-2	0.5	0	-
Iowa	1-1-2	1.0	0	-
Tulsa	1-1-2	1.5	0	Sack
Texas	0-2-2	0	0	QBH
Texas Tech	1-0-1	0	0	-
Baylor	0-2-2	0	0	-
Oklahoma State	1-0-1	1.0	0	PBU
Kansas State	1-0-1	0	0	-
TCU	0-1-1	0	0	QBH
Oklahoma	0-2-2	0	0	-
Kansas	0-1-1	0	0	-
West Virginia	1-0-1	0	0	-

### JENSEN'S CAREER STATISTICS

Tackles	G	UA	A	Total	TFL	PBU	FF	FR	Int	S
2011	11	2	1	3	0	1	0	0	0	0
2012	13	4	4	8	0	0	0	0	0	0
2013	12	7	11	18	4.0	2	0	0	0	1
<b>Career</b>	<b>36</b>	<b>13</b>	<b>16</b>	<b>29</b>	<b>4.0</b>	<b>3</b>	<b>0</b>	<b>0</b>	<b>0</b>	<b>1</b>



## Luke Knott

# 21

LB • RSo. • 6-0 • 218  
Lee's Summit, Mo.  
(West)



### Awards and Honors

Academic All-Big 12 First Team (2013)

#### 2013

Academic All-Big 12 First Team ... played in six games before suffering a season-ending hip injury which required surgery ... started five games at linebacker, registering 45 tackles, including 26 solo stops ... forced a fumble and had a career-high 11 tackles vs. Texas ... tallied 10 tackles vs. Texas Tech ... posted six stops, including a TFL, vs. Baylor.

#### 2012

Redshirted initial collegiate season.

### High School

Three-star recruit according to Rivals.com ... ranked as the 14th-best prospect in the state of Missouri by rivals.com ... two-year team captain for the Titans ... helped lead Lee's Summit West to a state title, two district championships and two conference championships ... named 2011 Class 5A Offensive Player of the Year by the Missouri Football Coaches Association ... 2011 Class 5A first-team All-State selection by the Missouri Football Coaches Association and the Missouri Sportswriters/Sportscasters ... in 2011, threw for 2,169 yards and 20 touchdowns along with rushing for 784 yards and 13 touchdowns ... as a senior was quarterback of Lee's Summit West's squad that reached the Missouri Class 5A semifinals ... lost 76-60 in quadruple-overtime of semifinal ... in that game, Knott threw for 379 yards and rushed for 205 ... first-team All-State and All-Conference honoree in 2010 ... as a junior, led West to the Class 5A state title with 314 passing yards and four touchdowns in a win over Webster Groves ... as a junior, threw for 1,810 yards and 18 touchdowns and rushed for 14 touchdowns ... earned a letter in football his sophomore year ... also played baseball for the Titans, making the Missouri Baseball Coaches Association Class 4A All-State team as a utility player.

### Personal

Born Nov. 3, 1993 ... son of Tim and Laura Knott ... brother of former Iowa State All-American linebacker Jake Knott ... Jake is a member of the Philadelphia Eagles ... supply chain management major.

### KNOTT'S GAME-BY-GAME

2013 Opp	S-A-T	TFL	Int.	Misc.
UNI	2-4-6	0	0	PBU
Iowa	4-4-8	0	0	QHB
Tulsa	2-2-4	0.5	0	-
Texas	6-5-11	0	0	FF
Texas Tech	7-3-10	0	0	-
Baylor	5-1-6	1.0	0	-

### KNOTT'S CAREER STATISTICS

Tackles	G	UA	A	Total	TFL	PBU	FF	FR	Int	Sack
2013	6	26	19	45	1.5	2	1	0	0	0
<b>Career</b>	<b>6</b>	<b>26</b>	<b>19</b>	<b>45</b>	<b>1.5</b>	<b>2</b>	<b>1</b>	<b>0</b>	<b>0</b>	<b>0</b>





## Jamison Lalk

76

OL • R Jr. • 6-6 • 303  
Council Bluffs, Iowa  
(Lincoln)



### Awards and Honors

Academic All-Big 12 First Team (2013)

#### 2013

First Team Academic All-Big 12 ... tallied eight starts while appearing in nine games ... missed three games with a knee injury ... saw action at guard, but also played center while replacing the injured Tom Farniok.

#### 2012

Saw action in all 13 games.

#### 2011

Redshirted first season at Iowa State.

### High School

Ranked eighth-best prospect in the state of Iowa by Rivals.com ... three-year letterwinner for CBAL ... two-year team captain ... 2010 Iowa Newspaper Association and Des Moines Register Class 4A first-team all-state on the line ... caught 13 passes for 204 yards and five touchdowns ... also recorded 40 tackles, 12 for a loss and had a fumble recovery on defense ... as a junior, caught 18 passes for 236 yards and three touchdowns ... recorded 43 tackles and a fumble recovery ... saw junior campaign cut short due to injury ... as a sophomore, caught 14 passes for 144 yards and two touchdowns ... on defense, recorded 35 tackles and 3.5 for loss ... coached by Justin Kammrad ... also competed in basketball and track and field at CBAL.

### Personal

Born Dec. 7, 1992 ... son of Lyman and Lori Lalk ... biology major.



## Mitchell Meyers

**90** DE • RSo. • 6-4 • 262  
The Woodlands, Texas  
(The Woodlands)



### Awards and Honors

Academic All-Big 12 First Team (2013)

#### 2013

First Team Academic All-Big 12 ... played in all 12 games, registering 14 tackles and 1.5 TFL ... tallied four tackles vs. Oklahoma State.

#### 2012

Redshirted initial collegiate season.

### High School

Three-star recruit according to Rivals.com ... named to the Houston Chronicle Top 100 prior to his senior season ... two-time first-team All-District selection ... also earned All-County honors ... named to the first-team All-Greater Houston team by VYPE Magazine ... recorded 56 tackles, seven for loss, four sacks and an interception in 2011 ... part of Highlander defense that posted four consecutive shutouts in 2011 ... as a junior, posted 61 tackles and 9.5 sacks for the Highlanders ... led The Woodlands to a district title in 2010 ... earned second-team All-District honors during sophomore season ... posted 20 tackles, three for loss, three sacks, a safety and a fumble recovery ... coached at The Woodlands by Mark Schmid.

### Personal

Born Oct. 21, 1993 ... son of Scott and Laura Meyers ... supply chain management major.

### MEYERS' GAME-BY-GAME

2013	S-A-T	TFL	Int.	Misc.
Opp				
UNI	0-1-1	0	0	-
Iowa	1-1-2	0	0	-
Tulsa	0-0-0	0	0	-
Texas	0-0-0	0	0	-
Texas Tech	1-0-1	0	0	-
Baylor	1-0-1	0	0	-
Oklahoma State	2-2-4	0	0	-
Kansas State	1-0-1	0	0	-
TCU	1-0-1	0	0	-
Oklahoma	1-1-2	0.5	0	-
Kansas	1-0-1	1.0	0	-
West Virginia	0-0-0	0	0	-

### MEYER'S CAREER STATISTICS

Tackles	G	UA	A	Total	TFL	PBU	FF	FR	OBH	Sack
2013	12	9	5	14	1.5	0	0	0	1	0
<b>Career</b>	<b>12</b>	<b>9</b>	<b>5</b>	<b>14</b>	<b>1.5</b>	<b>0</b>	<b>0</b>	<b>0</b>	<b>1</b>	<b>0</b>



## Jevohn Miller

# 55

LB • Sr. • 6-1 • 243  
Brooklyn, Iowa  
(BGM)



### 2013

Played in all 12 games, starting seven ... tallied 44 tackles and 2.5 tackles for loss ... recorded 39 of his 44 tackles in the last six games, averaging 6.5 tpg in that span ... posted 10 tackles vs. Oklahoma ... had eight tackles and a tackle for loss vs. West Virginia ... enters senior season with 68 tackles and 2.5 TFL.

### 2012

Played in all 13 games ... finished season with 22 tackles ... made a career-high 12 tackles in Liberty Bowl game against Tulsa ... had four stops against Western Illinois.

### 2011

Played in 12 games, serving on multiple special teams units ... finished the season with two tackles, posting one stop against Kansas State and Rutgers.

### High School

Started all 11 games at BGM and was awarded first-team all-state honors ... as a senior he recorded a team-best 121 tackles, 23 for loss and recovered four fumbles ... he also took a fumble and interception back for a touchdown ... on offense, ran for 840 yards and 11 touchdowns on only 85 carries ... made 10 receptions for 219 yards and one touchdown.

### Personal

Born on Oct. 5, 1992 ... son of Matt Miller and Shiloh Wetering ... liberal studies major.

### MILLER'S GAME-BY-GAME

2011 Opp	S-A-T	TFL	Int	Misc.
UNI	0-0-0	0	0	-
Iowa	0-0-0	0	0	-
UConn	0-0-0	0	0	-
Texas	0-0-0	0	0	-
Baylor	0-0-0	0	0	-
Missouri	0-0-0	0	0	-
Texas A&M	0-0-0	0	0	-
Kansas	0-0-0	0	0	-
Okla. St.	0-0-0	0	0	-
Oklahoma	0-0-0	0	0	-
Kansas St.	1-0-1	0	0	-
Rutgers	0-1-1	0	0	-

2012 Opp	S-A-T	TFL	Int	Misc.
Tulsa	1-0-1	0	0	-
Iowa	0-0-0	0	0	-
Western Illinois	3-1-4	0	0	-
Texas Tech	0-1-1	0	0	-
TCU	0-0-0	0	0	-
Kansas State	0-0-0	0	0	-
Oklahoma State	0-0-0	0	0	-
Baylor	0-0-0	0	0	-
Oklahoma	0-1-1	0	0	-
Texas	1-0-1	0	0	-
Kansas	1-1-2	0	0	-
West Virginia	0-0-0	0	0	-
Tulsa	5-7-12	0	0	-

2013 Opp	S-A-T	TFL	Int	Misc.
UNI	0-0-0	0	0	-
Iowa	0-0-0	0	0	-
Tulsa	0-0-0	0	0	-
Texas	0-1-1	0	0	-
Texas Tech	0-0-0	0	0	-
Baylor	4-0-4	0	0	-
Oklahoma State	6-4-10	0	0	-
Kansas State	2-0-2	0	0	-
TCU	7-1-8	0	0	PBU, QBH
Oklahoma	3-2-5	0.5	0	-
Kansas	4-2-6	1.0	0	-
West Virginia	5-3-8	1.0	0	-

### MILLER'S CAREER STATISTICS

Tackles	G	UA	A	Total	TFL	PBU	FF	FR	OBH	Sack
2011	12	1	1	2	0	0	0	0	0	0
2012	13	11	11	22	0	0	0	0	0	0
2013	12	31	13	44	2.5	1	0	0	1	0
<b>Career</b>	<b>37</b>	<b>43</b>	<b>25</b>	<b>68</b>	<b>2.5</b>	<b>1</b>	<b>0</b>	<b>0</b>	<b>1</b>	<b>0</b>





## Cory Morrissey

# 58

DE • Sr. • 6-4 • 260  
Ames, Iowa  
(Gilbert/Iowa Western CC)



### Awards and Honors

Lott IMPACT Trophy Watch List (2014)  
Allstate AFCA Good Works Team (2014)  
Preseason Fourth-Team All-Big 12- Athlon's (2014)  
All-Big 12 Honorable Mention- Coaches (2013)  
Arthur Floyd Scott Award for Best Defensive Lineman (2013)

### 2013

Earned the Arthur Floyd Scott Award for ISU's top defensive lineman ... named All-Big 12 Honorable Mention by the Coaches ... started 11 of 12 games at defensive end ... led all ISU down linemen with 52 tackles and had two sacks ... led the team in fumble recoveries, tying for second in the Big 12 and ranking third nationally with three ... second on the team in tackles for loss with 6.5 ... had six tackles and recovered a fumble vs. Iowa ... notched a career-high seven tackles against Kansas ... forced a fumble vs. Kansas State ... recorded sacks vs. TCU and West Virginia ... has 59 tackles, 8.5 TFL, 2.0 sacks, three fumble recoveries and two forced fumbles in his career.

### 2012

Played in nine games ... finished season with seven tackles ... had two tackles for 10 yards in losses, both of which came in season-opening win against Tulsa ... also forced a fumble against the Golden Hurricane ... had two tackles against Western Illinois and Kansas State.

### Iowa Western

Played one season for Iowa Western under coach Scott Strohmeier ... earned honorable mention All-Midwest Football Conference honors ... at defensive end, recorded 35 tackles, six tackles for loss, four sacks and a forced fumble for the Reviers.

### High School

Played at Gilbert High School for coach Scott Auderer ... 2010 Des Moines Register and Iowa Newspaper Association All-Class 2A first-team defense member ... Ames Tribune 2010 Mid-Iowa Football Player of the Year ... as a senior, led the Tigers in tackles with 102, including 18 for loss ... forced two fumbles ... led Gilbert in rushing with 1,137 yards and 11 touchdowns ... as a

junior, led Gilbert's defense with 106 tackles, eight for loss, an interception and a fumble recovery ... recorded two tackles for the varsity squad as a sophomore ... also competed in track and field for Gilbert, qualifying for state in the Class 2A shot put at the 2011 Iowa High School State Championships ... also played basketball for the Tigers.

### Personal

Born Nov. 9, 1993 ... son of Phil and Beverly Morrissey ... liberal studies major ... an Eagle Scout ... changed his jersey number to 58 in honor of his defensive ends coach at Iowa State Curtis Bray, who passed away in January of 2014.

### MORRISSEY'S GAME-BY-GAME

2012 Opp	S-A-T	TFL	Sack	Misc.
Tulsa	2-0-2	2.0	0	FF
Iowa	0-0-0	0	0	-
Western Illinois	0-2-2	0	0	QBH
Texas Tech	0-0-0	0	0	-
TCU	1-0-1	0	0	-
Kansas State	0-2-2	0	0	-
Oklahoma	0-0-0	0	0	-
West Virginia	0-0-0	0	0	-
Tulsa	0-0-0	0	0	-

2013 Opp	S-A-T	TFL	Sack	Misc.
UNI	0-2-2	0.5	0	-
Iowa	4-2-6	1.0	0	FR
Tulsa	1-1-2	0.5	0	FR
Texas	2-1-3	0	0	-
Texas Tech	5-0-5	0	0	-
Baylor	3-2-5	1.0	0	-
Oklahoma State	2-1-3	0	0	-
Kansas State	4-1-5	0	0	FF
TCU	3-2-5	1.5	1.0	-
Oklahoma	4-1-5	1.0	0	QBH
Kansas	3-4-7	0	0	-
West Virginia	4-0-4	1.0	1.0	FR

### MORRISSEY'S CAREER STATISTICS

Tackles	G	UA	A	Total	TFL	PBU	FF	FR	OBH	Sack
2012	9	3	4	7	2.0	0	1	0	1	0
2013	12	35	17	52	6.5	0	1	3	1	2
<b>Career</b>	<b>21</b>	<b>38</b>	<b>21</b>	<b>59</b>	<b>8.5</b>	<b>0</b>	<b>2</b>	<b>3</b>	<b>2</b>	<b>2</b>



## DeVondrick Nealy

# 20

RB • R.Jr. • 5-10 • 190  
Monticello, Fla.  
(Jefferson County)



### Awards and Honors

2011 Offensive Scout Team Player of the Year.

### 2013

Fourth on the team in rushing with 158 yards on 41 carries ... also had seven catches ... returned a kickoff 98 yards for a TD vs. TCU, the second-longest kickoff return in ISU history ... only the second non-onside kickoff return for a TD by a Cyclone in Jack Trice Stadium history ... scored a TD in three different ways (KOR, Rec., Rush), the first Cyclone to do so since 1963 (Tom Vaughn) ... third on the team in touchdowns with four ... scored his first career TD on a 27-yard catch vs. Baylor ... led the team in rushing at Kansas State with 53 yards on 10 carries and one TD ... tallied 48 yards rushing, including a career-long 22-yard run, at Oklahoma ... has 239 yards on 57 carries with two rushing TDs in his career.

### 2012

Played in every game ... finished season with 16 carries for 81 yards, averaging 5.1 yards per carry ... had a career-high 70 yards on nine carries vs. Western Illinois ... had a 38-yard reception at Kansas.

### 2011

Redshirted first season at Iowa State ... named Iowa State's Offensive Scout Team Player of the Year.

### High School

Three-star recruit ... ranked seventh among all-purpose running backs by Rivals.com ... ranked 81st among class of 2011 recruits in the state of Florida by Rivals.com ... chose Iowa State over offers from Arkansas, Auburn, Duke, Georgia Tech, Michigan, Minnesota, North Carolina, Ole Miss, Pittsburgh, South Florida, Stanford, Tennessee and Texas Tech ... three-year letterwinner for Jefferson County ... Big Bend Offensive Player of the Year ... helped lead Jefferson county to a 10-3 record, a district championship and a postseason number four ranking in 2010 ... rushed for 2,743 yards and 39 touchdowns as a senior ... scored five touchdowns in season-opening victory over Chiles ... ran for 252 yards and two touchdowns in playoff win over Lafayette ... first-team all-conference as a junior ... rushed for 1,903 yards and collected 25 touchdowns as a junior ... also caught nine passes for 250 yards and four touchdowns his junior season ... on defense, recorded 34 tackles ... coached by Rodell Thomas.

### Personal

Born June 20, 1992 ... son of Robert and Gloria Nealy ... liberal studies major.

### NEALY'S GAME-BY-GAME

2012	Att	Yds	Avg.	TD	Long
<b>Opp</b>					
Western Illinois	9	70	7.8	0	17
Kansas State	1	4	4.0	0	4
Oklahoma State	2	8	4.0	0	7
Baylor	1	0	0.0	0	0
Kansas	3	-1	0.0	0	3

2013	Att	Yds	Avg.	TD	Long
<b>Opp</b>					
Iowa	2	5	2.5	0	6
Tulsa	1	1	1.0	0	1
Texas Tech	2	4	2.0	0	2
Baylor	5	12	2.4	0	5
Oklahoma State	7	25	3.6	1	11
Kansas State	12	53	4.4	1	10
TCU	2	1	0.5	0	2
Oklahoma	6	48	8.0	0	22
Kansas	2	3	1.5	0	3
West Virginia	2	6	3.0	0	5

### NEALY'S CAREER STATISTICS

Rushing	G	Att	Yds	TD	Lg	Avg/C	Avg/G
2012	13	16	81	0	17	5.1	6.2
2013	11	41	158	2	22	3.9	14.4
<b>Career</b>	<b>24</b>	<b>57</b>	<b>239</b>	<b>2</b>	<b>22</b>	<b>4.2</b>	<b>9.9</b>

Receiving	G	Rec	Yds	TD	Lg	Avg/C	Avg/G
2012	13	3	52	0	38	4.0	2.9
2013	11	7	60	1	27	8.6	5.5
<b>Career</b>	<b>24</b>	<b>10</b>	<b>112</b>	<b>1</b>	<b>38</b>	<b>11.2</b>	<b>4.7</b>



## Cole Netten

1

PK • RSo. • 6-1 • 213  
Ankeny, Iowa  
(Ankeny)



### Awards and Honors

Academic All-Big 12 Second Team (2013)

#### 2013

Second Team Academic All-Big 12 selection ... had an outstanding freshman season, drilling 13-of-18 field goals (72.2 pct.) and 33-of-34 PATs (97.0 pct.) ... was 13-of-14 on field goals 41 yards or shorter ... was 10-of-13 in field goal attempts (76.9 pct.) in Big 12 play ... was 3-of-3 on field goals vs. Texas, connecting on a career-long 41-yarder ... made his final three field goals at West Virginia to help ISU in its come-from-behind win ... also made all five PATs vs. West Virginia for a career-best 14 points ... made both field goal attempts and all four PATs in ISU's win over Kansas ... made field goals from 40 yards vs. Tulsa and West Virginia.

#### 2012

Redshirted initial collegiate season.

### High School

Ranked as 10th-best prospect in Iowa in the class of 2012 by Rivals.com ... four-year letterwinner for the Ankeny Hawks and coach Jerry Pezzetti ... 2011 Class 4A first-team All-State selection by the Des Moines Register and the Iowa Newspaper Association ... first-team All-CIML and All-CIML Central Conference selection at kicker ... 2011 Jamie Kohl Kicking Camp second-team All-American ... as a senior, converted 11-of-14 field goal attempts with a long of 47 yards ... made 48-of-51 PATs ... 64 of his 73 kickoffs in 2011 went for touchbacks ... in 2010, earned honorable mention all-conference honors ... as a junior, converted 8-of-13 field goals with a long of 40 ... made 40-of-43 extra point tries ... 36 touchbacks in 2010 ... second-team All-Conference recipient as a sophomore ... converted five-of-nine field goal tries with a long of 42 yards ... hit 40-of-45 extra point attempts ... hit 25 kickoffs for touchbacks ... played five games at kicker for the Hawks as a freshman ... made both field goal attempts with a long of 41 yards ... hit all 19 extra point tries as freshman.

### Personal

Born Nov. 16, 1993 ... son of Jackie and Kyle Netten ... advertising major.

### NETTEN'S GAME-BY-GAME

2013	FG-A	PAT-A	Long	Pts
Opp				
UNI	2-2	0-0	38	6
Iowa	0-0	3-3	-	3
Tulsa	1-3	5-5	40	8
Texas	3-3	3-3	41	12
Texas Tech	0-0	5-5	-	5
Baylor	0-0	1-1	-	1
Oklahoma State	0-0	3-4	-	3
Kansas State	0-1	1-1	-	1
TCU	1-1	2-2	35	5
Oklahoma	1-1	1-1	29	4
Kansas	2-2	4-4	22	10
West Virginia	3-5	5-5	40	14

### NETTEN'S CAREER STATISTICS

Kicking	G	PAT	Pct.	FG	Pct.	Long	TP
2013	12	33-34	97.0	13-18	72.2	41	72
<b>Career</b>	<b>12</b>	<b>33-34</b>	<b>97.0</b>	<b>13-18</b>	<b>72.2</b>	<b>41</b>	<b>72</b>





## Oni Omoile

77

OL • RJr. • 6-3 • 297  
Coppell, Texas  
(Coppell)



### 2013

Played in 11 games ... made his first career start against Texas and started the final nine games of the season ... recovered two fumbles, including one in the second overtime, to help ISU preserve a win at West Virginia.

### 2012

Played against Western Illinois and Kansas.

### 2011

Redshirted first season at Iowa State.

### High School

Three-star recruit ... honorable mention all-state as a senior ... all-district honoree ... helped lead Coppell to a 13-1 record in 2010 ... did not allow a sack for the district champion squad ... as a junior, earned honorable mention all-district honors ... head coach was Joe McBride ... also competed in track and field, where he was a regional qualifier in the shot put.

### Personal

Born June 24, 1993 ... son of John and Catherine Omoile ... journalism and mass communications major ... cousin of former Cyclone and current Baltimore Raven Kelechi Osemele.



## Sam E. Richardson

# 4

DB • R.Jr. • 5-7 • 189  
League City, Texas  
(Clear Springs)



### 2013

Competed in all 12 games, starting six games at cornerback ... fifth on the team in tackles with 53 ... had seven pass breakups to rank second on the team ... registered a forced fumble and 1.0 TFL ... tallied a career-high 13 tackles vs. UNI ... had nine tackles and broke up three passes vs. Texas ... had 10 solo stops vs. Baylor ... totaled seven tackles and forced a fumble vs. Texas Tech.

### 2012

Played in all 13 games, finishing the season with four tackles and two passes broken up ... made two tackles against Western Illinois.

### 2011

Redshirted first season at Iowa State.

### High School

Chose Iowa State over offers from Air Force and Navy ... honorable mention all-state ... unanimous all-district selection in 2010 ... also earned all-area honors from the Galveston Daily News ... as a senior, recorded 63 tackles, seven pass deflections, forced two fumbles and intercepted a pass ... returned a kickoff for a touchdown against Brazoswood ... blocked a punt in win over Clear Creek ... blocked six kicks on the season ... second-team all-state honoree as a junior ... unanimous selection for first-team all-district in 2009 ... recorded 68 tackles and six interceptions in 2009 ... as a sophomore, registered 47 tackles and four interceptions ... coached in high school by Clint Hartman ... also played basketball at Clear Springs.

### Personal

Born Feb. 25, 1993 ... son of Samuel and Donna Richardson ... communication studies major.

### RICHARDSON'S GAME-BY-GAME

#### 2012

Opp	S-A-T	TFL	Int	Misc.
Tulsa	0-0-0	0	0	PBU
Iowa	0-0-0	0	0	-
Western Illinois	2-0-2	0	0	-
Texas Tech	0-0-0	0	0	PBU
TCU	1-0-1	0	0	-
Kansas State	0-0-0	0	0	-
Oklahoma State	0-0-0	0	0	-
Baylor	1-0-1	0	0	-
Oklahoma	0-0-0	0	0	-
Texas	0-0-0	0	0	-
Kansas	0-0-0	0	0	-
West Virginia	0-0-0	0	0	-
Tulsa	0-0-0	0	0	-

#### 2013

Opp	S-A-T	TFL	Sack	Misc.
UNI	10-3-13	0	0	-
Iowa	3-1-4	0	0	PBU
Tulsa	1-0-1	0	0	PBU
Texas	8-1-9	1.0	0	3PBU
Texas Tech	7-0-7	0	0	FF, PBU
Baylor	10-0-10	0	0	-
Oklahoma State	0-0-0	0	0	-
Kansas State	0-0-0	0	0	-
TCU	2-0-2	0	0	-
Oklahoma	2-1-3	0	0	-
Kansas	0-1-1	0	0	-
West Virginia	3-0-3	0	0	PBU

### RICHARDSON'S CAREER STATISTICS

Tackles	G	UA	A	Total	TFL	PBU	FF	FR	Int	Sack
2012	13	4	0	4	0.0	2	0	0	0	0
2013	12	46	7	53	1.0	7	1	0	0	0
<b>Career</b>	<b>25</b>	<b>50</b>	<b>7</b>	<b>57</b>	<b>1.0</b>	<b>9</b>	<b>1</b>	<b>0</b>	<b>0</b>	<b>0</b>



## Sam B. Richardson

**12** QB • R Jr. • 6-2 • 223  
Winter Park, Fla.  
(Winter Park)



### Awards and Honors

Academic All-Big 12 Second Team (2013)

#### 2013

Second Team Academic All-Big 12 ... started eight games as quarterback ... threw for 1,397 yards, completing 121-of-220 of his passes (55.0 pct.) ... completed 11 TD passes ... third on the team in rushing with 356 yards and two TDs ... tossed for over 240 yards in the first four games ... had an eight-game streak of throwing a TD pass end vs. Baylor, tying for the third-longest streak in school history ... recorded 260 yards passing and three TDs vs. Iowa ... completed a career-high 26 passes (26-of-41) and threw for 255 yards at Tulsa ... set career highs in total offense (345) and passing yards (262) vs. Texas ... hit Quenton Bundrage for a 97-yard TD pass vs. Texas, the longest pass play in school history and the longest play from scrimmage in Jack Trice Stadium history ... had a career-long 51-yard rush vs. Oklahoma State ... enters junior year with 1,938 yards passing on 167-of-299 attempts ... has 19 career TD passes and 589 career rushing yards on 142 carries.

#### 2012

In his first game with significant playing time vs. Kansas responded by hitting on 23-of-27 passes for 250 yards and four touchdowns in a 51-23 win ... also ran 11 times for 43 yards and a score ... hit on 13-of-31 passes for 162 yards and three TDs against West Virginia ... also ran 18 times for 119 yards ... was ill for the Liberty Bowl game against Tulsa, completing 10-of-21 passes for

129 yards and a TD ... rushed 10 times for 46 yards ... in total, completed 46-of-79 passes for eight touchdowns with just one interception in four games ... rushed 41 times for 233 yards and a TD, averaging 5.7 yards per carry ... averaged 246 yards of total offense after becoming a starter.

#### 2011

Redshirted first season at Iowa State.

#### High School

Three-star recruit ... three-year letterwinner at Winter Park High School ... first-team All-Orange County honoree by the Orlando Sentinel ... named first-team All-Central Florida by Orlando Sentinel ... named Central Florida Offensive Player of the Year by Orlando Touchdown Club ... helped lead Winter Park through an unbeaten regular season and to the 6A regional semifinals ... set school passing yards and passing touchdowns records by throwing for 2,742 yards and 34 touchdowns along with running for 590 yards and five touchdowns ... capped off undefeated regular season with 355 yards passing and five touchdowns in win over Wekiva.

#### Personal

Born Nov. 10, 1992 ... son of Lonnie and Leslie Richardson ... management major ... aunt Dot Richardson was a three-time All-American in softball at UCLA and was member of 1996 Olympic gold medal winning softball squad ... teammates in high school with current Cyclone D'Vario Montgomery.

### RICHARDSON'S GAME-BY-GAME

2012 Opp	Passing				Rushing			
	C-A-I	Yds	TD	Long	Att	Yds	TD	Avg
West Ill.	0-0-0	0	0	0	2	25	0	12.5
Kansas	23-27-0	250	4	30	11	43	1	3.9
West Vir.	13-31-0	162	3	35	18	119	0	6.6
Tulsa	10-21-1	129	1	69	10	46	0	4.6

2013 Opp	Passing				Rushing			
	C-A-I	Yds	TD	Long	Att	Yds	TD	Avg
UNI	22-32-0	242	2	59	21	74	0	3.5
Iowa	22-39-2	260	3	67	8	12	0	1.5
Tulsa	26-41-1	255	2	31	14	25	0	1.8
Texas	16-26-1	262	2	97	17	83	0	4.9
Texas Tech	15-38-0	168	1	19	11	49	0	4.5
Baylor	7-14-1	68	0	15	9	4	0	0.4
Okla. St	6-15-1	95	1	38	11	64	0	5.8
Kansas St.	6-12-1	38	0	12	4	20	0	5.0
TCU	0-1-0	0	0	0	2	16	1	8.0
Okla.	1-2-0	9	0	9	3	11	1	3.7
Kansas	0-0-0	0	0	0	1	-2	0	-2.0

### RICHARDSON'S CAREER STATISTICS

Passing	G	Att	Com	Int	Pct.	Yds	TD	Effic.
2012	4	79	46	1	58.2	541	8	135.2
2013	11	220	121	7	55.0	1397	11	118.48
<b>Career</b>	<b>15</b>	<b>299</b>	<b>167</b>	<b>8</b>	<b>55.9</b>	<b>1938</b>	<b>19</b>	<b>125.92</b>
Rushing	G	Att	Yds	TD	Lg	Avg/C	Avg/G	
2012	4	41	233	1	34	5.7	58.3	
2013	11	101	356	2	51	3.5	32.4	
<b>Career</b>	<b>15</b>	<b>142</b>	<b>589</b>	<b>3</b>	<b>51</b>	<b>4.1</b>	<b>39.3</b>	





## Grant Rohach

# 3

QB • RSo. • 6-1 • 224  
Moorpark, Calif.  
(Moorpark)



### Awards and Honors

Team Academic Award (2013)  
Offensive Scout Team Player of the Year (2012)

### 2013

Saw action in seven games, starting the final four games at QB ... compiled 1,208 yards passing, completing 110-of-191 passing attempts ... threw for eight TDs ... solidified the starting job by leading ISU to a pair of wins in the final two games of the season (Kansas, West Virginia) ... posted back-to-back 300-yard passing games in the last two games, throwing for 300 vs. Kansas and 331 vs. West Virginia ... was 15-of-20 passing with two TDs vs. Kansas ... set career highs in completions (25), passing yards (331) and TDs (4) vs. West Virginia, leading ISU to its biggest comeback (down 24 points) in school history ... his four TD passes ties for third on ISU's single-game list and equals the school's freshman mark ... named Big 12 Offensive Player of the Week after the West Virginia game ... his 331 yards passing vs. WVU is the third-best total by an ISU rookie QB ... is the only freshman QB in school history to record two 300-yard passing games ... was 40-of-59 (67.8 pct.) passing with six TDs and 631 yards in the last two games ... had ISU's longest rush of the season with a 54-yard TD run vs. West Virginia ... had a 58-yard TD pass vs. KU and a 62-yard TD pass vs. West Virginia ... completed his first career TD pass (27 yards) vs. Baylor.

### 2012

Redshirted initial collegiate season ... Offensive Scout Team Player of the Year.

### High School

Three-star quarterback according to Rivals.com ... ranked as the 28th-best pro-style quarterback in the class of 2012 and 68th among class of 2012 prospects in California by Rivals.com ... first-team Ventura County Coaches Association selection ... first-team All-Marmonte League honoree ... threw for 1,851 yards and 15 touchdowns as a senior ... recorded 493 yards and five rushing touchdowns on the ground ... prior to senior season, was one of 24 quarterbacks invited to Elite 11 camp in Malibu, Calif ... second-team All-Marmonte League recipient ... as a junior, threw for 1,868 yards and 21 total touchdowns ... completed 63.5 percent of his passes in 2010 ... also rushed for 331 yards and seven touchdowns ... coach for the Musketeers was Tim Lins ... also competed in basketball, track and field and swimming.

### Personal

Born Feb. 5, 1994 in Iowa City, Iowa ... son of Jerry and Marcie Rohach ... mother ran track at Central College (Pella, Iowa) ... sister, Tiffany Hurd, played basketball at Providence College ... sister Lauren Rohach competes in volleyball and track and field at California Lutheran ... brothers Brody Rohach and Brandon Hughes play football at Wayne State and Fresno State, respectively ... history major.

### ROHACH'S GAME-BY-GAME

2013 Opp	Passing				Rushing			
	C-A-I	Yds	TD	Long	Att	Yds	TD	Avg
Baylor	8-13-1	65	1	27	5	-15	0	-3.0
Okla. St	12-23-0	97	1	23	9	16	0	1.8
Kansas St.	11-24-2	88	0	16	7	13	0	1.9
TCU	18-38-0	148	0	18	8	26	0	3.2
Okla.	21-34-1	179	2	22	0	22	8	-28
Kansas	15-20-1	300	2	58	2	11	0	5.5
West Vir.	25-39-1	331	4	62	9	66	1	7.3

### ROHACH'S CAREER STATISTICS

Passing	G	Att	Com	Int	Pct.	Yds	TD	Effic.
2013	7	191	110	7	57.6	1208	8	117.21
<b>Career</b>	<b>7</b>	<b>191</b>	<b>110</b>	<b>7</b>	<b>57.6</b>	<b>1208</b>	<b>8</b>	<b>117.21</b>
Rushing	G	Att	Yds	TD	Lg	Avg/C	Avg/G	
2013	7	48	89	1	54	1.9	12.7	
<b>Career</b>	<b>7</b>	<b>48</b>	<b>89</b>	<b>1</b>	<b>54</b>	<b>1.9</b>	<b>12.7</b>	



## Nigel Tribune

# 34

DB • So. • 5-10 • 183  
Jacksonville, Fla.  
(Raines)



### 2013

Was the only true freshman to play for ISU during the 2012 and 2013 seasons ... played in 10 games, starting seven at cornerback ... registered 30 tackles and one interception ... tied for third on the team with six pass breakups ... had four stops, an interception and a pass breakup vs. Oklahoma State ... totaled six tackles vs. TCU ... had three tackles and two pass breakups vs. Kansas.

### High School

Chose Iowa State over offers from Indiana, Tennessee and Florida International ... named a part of Florida Times-Union Super 24 a list of the top prospects in Florida ... first-team All-Conference selection totaled 45 tackles his senior year ... had four interceptions and returned one for a touchdown ... team was 11-3 his senior season ... made 30 tackles with a pair of touchdowns with an interception as a junior ... also broke up a pair of passes.

### Personal

Born August 7, 1995 ... son of Noble Tribune III and Le'Veater Wynn ... open option major.

### TRIBUNE'S GAME-BY-GAME

#### 2013

Opp	S-A-T	TFL	Int.	Misc.
Iowa	2-0-2	0	0	-
Tulsa	0-2-2	0	0	-
Texas	2-0-2	0	0	-
Texas Tech	3-1-4	0	0	PBU
Baylor	2-0-2	0	0	PBU
Oklahoma State	3-1-4	0	1	PBU
Kansas State	3-1-4	0	0	PBU
TCU	5-1-6	0	0	-
Oklahoma	1-0-1	0	0	-
Kansas	3-0-3	0	0	2PBU

### TRIBUNE'S CAREER STATISTICS

Tackles	G	UA	A	Total	TFL	PBU	FF	FR	Int
2013	10	24	6	30	0	6	0	0	1
<b>Career</b>	<b>10</b>	<b>24</b>	<b>6</b>	<b>30</b>	<b>0</b>	<b>6</b>	<b>0</b>	<b>0</b>	<b>1</b>



## Jarvis West

1

WR • R Sr. • 5-7 • 177  
St. Petersburg, Fla.  
(Gibbs)



### Awards and Honors

Preseason Fourth-Team All-Big 12 (PR)- Athlon's (2014)  
CFPA Performance Award Kick Returner Watch List (2014)

### 2013

Enjoyed a solid season until a knee injury early in the Oklahoma State game sidelined him for the rest of the year ... had 15 catches for 105 yards and a TD in eight games ... caught six passes, one for a TD, vs. Tulsa ... returned a kickoff 95 yards for a TD at Texas Tech, tying for the fourth-longest kickoff return in school history ... it was ISU's first non-onside kickoff return for a TD since 1994 (Troy Davis) ... named Big 12 Special Teams Player of the Week after the Texas Tech game ... also had three catches for 36 yards vs. the Red Raiders ... averaged 13.4 yards on 11 punt returns, including a long of 38 yards vs. Baylor ... averaged 67.0 yards on two kickoff returns ... career 26.1 kickoff return average ranks second all-time in school history ... enters senior season with 71 catches for 536 yards and four TDs.

### 2012

Played in every game, starting four of the last five contests ... had 31 catches for 290 yards and three touchdowns ... biggest game of the season was a seven-reception game for 99 yards and three touchdowns in win over Baylor, all career highs ... his three TD catches ties for second on ISU's single-game list ... had 16 kickoff returns for a 21.1 yard average, including a 38-yard return against West Virginia.

### 2011

Played in all 13 games, earning first career start against Northern Iowa ... caught 25 passes for 141 yards ... returned 22 kickoffs at an average of 26.0 yards per return to rank second in the Big 12 and 24th nationally ... caught four passes for 34 yards in win over Oklahoma State ... had four receptions for 28 yards against Texas ... had kick returns of 50+ yards against Iowa and Missouri.

### 2010

Redshirted initial collegiate season.

### High School

Three-star recruit ... ranked 86th in the country among class of 2010 wide receivers according to Rivals.com ... chose Iowa State over offers from Florida State, Mississippi, Nebraska, South Florida, Syracuse, Toledo, Tulsa and West Virginia ... collected 20 catches for 367 yards and seven touchdowns as a senior ... named a utility player on the 2009 St. Petersburg Times All-Pinellas County team ... returned a total of five kickoffs and punts for touchdowns as a junior ... also collected four receiving and three rushing touchdowns during his 2008 campaign ... second-team kick returner on St. Petersburg Times All-Suncoast team in 2008 ... honorable mention for 2008 St. Petersburg Times All-Pinellas County team ... coached by Donnie Abraham ... also lettered in track and field ... finished runner-up in the Florida Class 3A 100-meter dash finals.

### Personal

Born Nov. 18, 1991 ... son of Eugene West and Demetra Green ... child, adult and family services major.

### WEST'S GAME-BY-GAME

2011	Opp	Rec	Yds	TD	Long
	UNI	1	6	0	6
	Iowa	0	0	0	0
	UConn	0	0	0	0
	Texas	4	28	0	13
	Baylor	1	3	0	3
	Missouri	2	2	0	2
	Texas A&M	0	0	0	0
	Texas Tech	3	8	0	5
	Kansas	3	35	0	19
	Oklahoma State	4	34	0	12
	Oklahoma	3	11	0	11
	Kansas State	2	9	0	5
	Rutgers	2	5	0	6

2012	Opp	Rec	Yds	TD	Long
	Tulsa	4	18	0	6
	Iowa	2	22	0	16
	Western Illinois	3	29	0	13
	Texas Tech	1	9	0	9
	TCU	1	10	0	10
	Kansas St.	0	0	0	0
	Oklahoma State	1	1	0	1
	Baylor	7	99	3	23
	Oklahoma	4	21	0	14
	Texas	2	16	0	11
	Kansas	2	31	0	19
	West Virginia	2	22	0	18
	Tulsa	2	12	0	7

2013	Opp	Rec	Yds	TD	Long
	UNI	1	9	0	9
	Iowa	2	7	0	7
	Tulsa	6	36	1	14
	Texas	1	8	0	8
	Texas Tech	3	36	0	15
	Baylor	1	12	0	12
	Oklahoma State	0	0	0	0
	West Virginia	1	-3	0	-3

### WEST'S CAREER STATISTICS

Receiving	G	Rec	Yds	TD	Lg	Avg/C	Avg/G
2011	13	25	141	0	19	5.6	10.8
2012	13	31	290	3	23	9.4	22.3
2013	8	15	105	1	15	7.0	13.1
<b>Career</b>	<b>34</b>	<b>71</b>	<b>536</b>	<b>4</b>	<b>23</b>	<b>7.5</b>	<b>15.8</b>





## Aaron Wimberly

2

RB • Sr. • 5-9 • 174  
Snellville, Ga.  
(South Gwinnett/  
Iowa Western)



### Awards and Honors

Preseason Second-Team All-Big 12- Lindy's, Athlon's (2014)  
Paul Hornung Award Watch List (2014)  
Doak Walker Award Watch List (2014)

### 2013

Led the team in rushing (567 yards) and yards per carry (4.0; 141 carries) despite missing two games with injuries ... tallied two rushing TDs ... also caught 18 passes for 211 yards and two TDs ... ran for a career-high 137 yards at Tulsa to earn Big 12 Co-Offensive Player of the Week honors ... had a season-long rush of 35 yards vs. Tulsa ... made it back-to-back 100-yard rushing games with 117 yards vs. Texas the following week ... scored two TDs vs. Texas (one by rush, one by reception) ... became the first Cyclone with two-straight 100-yard games on the ground since Alexander Robinson (2010) ... rambled for 65 yards and a TD vs. Texas Tech ... caught a 58-yard TD pass vs. Kansas for his longest play of the season ... had 52 yards on the ground and registered career highs in both receptions (5) and receiving yards (59) vs. West Virginia.

### Iowa Western

Chose Iowa State over offers from Iowa, Penn St, Boise State and TCU ... two-time first-team All-Conference ... named NJCAA second-team All-American during sophomore season ... NJCAA All-American honorable mention during freshman season ... rushed for 1,125 yards with 13 rushing touchdowns during the 2012 season ... had 10 catches for 110 yards ... was a part of the Reiver squad that won the NJCAA National Championship ... as a freshman ran for 887 yards on 174 carries ... coached at Iowa Western by Scott Strohmeier.

### High School

Played at South Gwinnett High School in Snellville, Ga. for coach John Smalls ... named first-team All-County running back during junior and senior seasons ... named a Gwinnett County All-Star for both junior and senior season ... rushed for 1000 yards in 2010 and 935 yards in 2009 ... also competed in track and field

### Personal

Born July 15, 1992 ... son of Rufus and Kim Wimberly ... liberal studies major.

### WIMBERLY'S GAME-BY-GAME

2013 Opp	Att	Yds	Avg.	TD	Long
UNI	8	35	4.4	0	10
Iowa	2	13	6.5	0	8
Tulsa	19	137	7.2	0	35
Texas	29	117	4.0	1	20
Texas Tech	19	65	3.4	1	13
Baylor	5	21	4.2	0	18
TCU	18	28	1.6	0	7
Oklahoma	13	50	3.8	0	16
Kansas	13	49	3.8	0	14
West Virginia	15	52	3.5	0	12

### WIMBERLY'S CAREER STATISTICS

Rushing	G	Att	Yds	TD	Lg	Avg/C	Avg/G
2013	10	141	567	2	35	4.0	56.7
<b>Career</b>	<b>10</b>	<b>141</b>	<b>567</b>	<b>2</b>	<b>35</b>	<b>4.0</b>	<b>56.7</b>
Receiving	G	Rec	Yds	TD	Lg	Avg/C	Avg/G
2013	10	18	211	2	58	11.7	21.1
<b>Career</b>	<b>10</b>	<b>18</b>	<b>211</b>	<b>2</b>	<b>58</b>	<b>11.7</b>	<b>21.1</b>



## ALL-TIME FOOTBALL LETTERMEN

### A

Brad Abbas, 1982  
Chin Achebe, 1995-96-97-98  
A.E. Adams, 1916  
Brad Adams, 2010  
Jim Affholder, 1964-65  
Dean Ahlers, 1988-89  
Austin Alburdis, 2008-09  
Andy Alcorn, 1992  
Howard Aldrich, 1915-16-17  
Bruce Alexander, 1953-54-55  
Ellis Alexander, 1941  
Dennis Alitz, 1963-64  
Ken Allbee, 1930  
Barney Alleman, 1952-53-54  
Bill Allen, 1963-64  
Jeff Allen, 1968-69-70  
Marcus Allen, 1991-92-93-94  
Bill Allender, 1933-34-35  
Harry Alley, 1964-65  
H.P. Allstrand, 1910  
Bill Alsin, 1919-20-21  
Leslie Alt, 1924  
Alex Alvarez, 2008-09-10  
Jason Ambroson, 1993  
Ken Ames, 1935  
George Amundson, 1970-71-72  
Mitch Amundson, 2013  
Don Andersen, 1961-62  
Bill Anderson, 1923-24  
Bob Anderson, 1957-58-59  
Dawan Anderson, 1995-96-97-98  
DeCarlos Anderson, 1999  
Edwin Anderson, 1946  
Elmer Anderson, 1922-26  
Erik Anderson, 2001-02-03-04  
Ernest Anderson, 1926  
Jim Anderson, 1977  
Joe Anderson, 1923  
John Anderson, 1935-36-37  
Kent Anderson, 1983-84-85  
Norm Anderson, 1945-46-47  
Stan Anderson, 1948  
Tom Anderson, 1987  
Dale Andrews, 1911-12  
Derek Andrews, 1979  
Tommie Andrews, 1983  
Terry Andringa, 1974  
Bob Angle, 1947-48-49  
Larry Anglin, 2002

Sam Anker, 2010  
Breon Ansley, 1997-98-99-00  
Chris Anthony, 1997-98-99-00  
Lagrant Anthony, 1974  
Terrence Anthony, 1984-85-86  
Edwin Arceo, 2012-13  
David Archer, 1982-83  
Jim Arenston, 1912  
Scott Armbrust, 1990-91-92  
Bill Armstrong, 1945  
Dwayne Armstrong, 1991-92  
Austen Arnaud, 2007-08-09-10  
John Arnaud, 1979-80-81-82  
Jahi Arnold, 1994  
Jesse Arnold, 2002  
Rollie Arns, 1950-51-52  
Bob Ash, 1941-42  
Roger Ashland, 1967  
Gary Astleford, 1958-60-61  
Patrick Augafa, 1995-96  
Atif Austin, 1999-00-01-02  
Owen Austrheim, 1970-71  
Dustin Avey, 1997-98-99-00  
Irving Axelson, 1924  
Edward Axtheim, 1913-14  
Gould Ayres, 1926-27

### B

Marc Bachrodt, 1983-84-85  
Alvin Baker, 1982-83  
Bob Baker, 1968-69  
Dennis Baker, 1965-66  
Tim Baker, 1986-87-88  
Tony Baker, 1964-65  
Gabe Bakker, 2003-04  
Casey Baldwin, 2000-01-02-03  
Jim Baldwin, 1922  
Jason Bales, 1995  
Steve Balkovec, 1963-64-65  
R.J. Balthus, 1905  
Todd Bandhauer, 1995-97-98  
Dennis Bandy, 1967  
Bob Banger, 1970-71-72  
Jon Banks, 2005-06-07  
Kennard Banks, 2008-09  
Michael Banks, 1998-99-00-01  
David Banks-Burse, 2002-03  
Ralph Baracz, 1969-70  
Tim Bardole, 1989  
Bill Barger, 1940-41-42

Ben Barkema, 2004-05-06-07  
Dick Barker, 1916-17-19  
Willie Barker, 1934  
Tom Barnes, 1968-69-70  
Jared Barnett, 2011-12  
Eppie Barney, 1964-65-66  
Jim Barr, 1959  
Bob Barrow, 1939  
Jerry Bartell, 1955  
Neal Barton, 1922  
J.J. Bass, 2007-08  
Harold Bassett, 1970-71  
Sy Bassett, 1974-75  
C.E. Bates, 1921  
Phillip Bates, 2007  
Jeff Bauer, 1987-88-89-90  
Ryan Baum, 2003-04-05-06  
Al Bauman, 1931-36-37  
Trey Baysinger, 2008  
George Bazik, 1937-38  
Vince Beacom, 1948-49-50  
Bruce Beaman, 1974  
Clarke Beard, 1909  
Jesse Woodrow Beard, 1935  
Jim Beasley, 1968-69  
Joe Beauchamp, 1964  
Ben Beaudet, 1997-98-99-00  
Broc Bebout, 2005  
Adam Beck, 1987-88  
Dan Becker, 1972-73  
Jesse Beckom, 1998-99  
Johnny Behm, 1923-24-25  
Norton Behm, 1923-24-25  
Dean Beilby, 1977  
G.C. Beiter, 1907  
Frank Belichick, 1962-65  
Allen Bell, 2007-08  
Cameron Bell, 2007-08  
Bob Belluz, 1970-71  
Mark Benda, 1975-76  
Jim Beneke, 1942  
Adam Benike, 2002-03  
Bryce Bennett, 1947  
Forrest Bennett, 1928-29-30  
Herschel Bennett, 1922  
Kyle Benning, 2009  
Dave Benoit, 1985-87-88-89  
Ray Benson, 1919  
Scott Benson, 1986-87  
Ter'ran Benton, 2008-09-10-11

Caleb Berg, 2004-05-06-07  
Paul Berger, 1932-33-34  
Walter Berger, 1922  
Randy Bern, 1987-88-89  
Jerry Berna, 1968-69-70  
Eugene Bernal, 1998  
John Berrington, 1963-64  
Jason Berryman, 2003-05  
Bill Berthusen, 1983-84-85-86  
Wayne Beske, 1968-69  
J.D. Bewley, 1994  
Jack Beyer, 1932-33  
\*Sammy Beyer, 1904  
E.J. Bibbs, 2013  
Michael Bibbs, 2007-08  
H.T. Bigelow, 1909  
I.O. Biggs, 1921  
D.H. Biller, 1904-05-06  
Chad Billings, 1997  
JaMaine Billups, 2000-01-02-03  
A.L. Birch, 1920  
Bob Bird, 1955-56-57  
Harold Birney, 1934  
Warren Bissell, 1920  
Gerrick Bivins, 1997  
Ken Bixby, 1966-67  
Rich Blabolil, 1975-76-77  
Jerrold Black, 2008  
Joe Blaes, 2008  
Matt Blair, 1971-73  
Dick Blanch, 1895  
Brett Blaney, 1980-82-83  
Grant Blaney, 1955-56  
Joe Blankenship, 1986  
Troy Blankenship, 2004-05  
Chuck Blaskovich, 1972-73  
Bill Bliss, 1938-39  
Dick Bliss, 1943  
Mike Bliss, 1968-69  
Travis Block, 1988-89-90-91  
Luther Blue, 1974-75-76  
Ed Blumenstein, 1936  
Todd Blythe, 2004-05-06-07  
Shannon Boals, 1990  
Ed Bock, 1936-37-38  
Matt Bockes, 2000-01-02-03  
Ron Bockhaus, 1978-79  
V.C. Bodwell, 1920  
Mark Boehm, 1976-77  
Eugene Boeke, 1919  
Ben Boesen, 2013  
Phil Bogdanovitch, 1941  
Bob Bognar, 1971  
Charley Bogwill, 1997-98  
Lloyd Bohannon, 1928  
Rob Bolks, 1973-74  
Craig Boller, 1967-68-69  
Karl Bond, 1924-25  
Mort Bonesteel, 1948  
Tony Booth, 1991-92-93-94  
Bob Bos, 1973-74-75  
Chris Boskey, 1978-79-81-82  
Tom Boskey, 1975-76-77-78  
Lou Bosnyak, 1942-46-48  
Marty Boswell, 1937-38-39  
Alvin Bowen, 2005-06-07  
Roger Bowen, 1930-31  
John Bowers, 1939  
Hillford Bowes, 1929-30  
Robert Bowmen, 1931  
Greg Boyd, 1995-96  
Marshall Boyd, 1917-19-20  
Wes Boyer, 2010-11-12-13  
Jerry Boyington, 1968-69-70  
Randy Bozich, 1972-73  
Brent Braaksma, 2000  
Bryce Braaksma, 2006-07  
Jared Brackens, 2011-12-13  
Scott Bradley, 1973-74  
Calvin Branch, 1993-94  
Reid Branderhorst, 2011  
Scott Brandt, 1983-84  
Mike Brandtner, 2006-07-08-09  
Robert Brannon, 1998-99  
Aaron Brant, 2003-04-05-06  
Michael Brantley, 1996-97-98-99  
Jeff Braswell, 1984-85  
Mark Braver, 1977  
Lawrence Brazon, 1965  
Dave Brocka, 1996-97-98-99  
John Breckenridge, 1954-55  
Frank Bredahl, 1947  
Ron Bredeson, 1955-56  
Cyrus Breeden, 1916-17-18  
Bill Brennan, 1913  
Bob Brettman, 1949-50  
Carl Brettschneider, 1950-51-52  
Guy Brewer, 1897  
Eddie Bridges, 1986-87  
Phil Brinkman, 1948



# IOWA STATE FOOTBALL

## ALL-TIME FOOTBALL LETTERMEN

George Broderson, 1920-21-22  
 Warren Broms, 1916-19  
 Bill Brooks, 1965-66  
 Earl Brooks, 2010-11  
 James Brooks, 1992-93  
 Deon Broomfield, 2010-11-12-13  
 J.B. Brorby, 1922  
 Bob Brouillette, 1969-70  
 Brandon Brown, 2001-02-03-04  
 Chris Brown, 2007-08  
 David Brown, 2005  
 Eddie Brown, 1986-88  
 Harold Brown, 1982  
 Hunter Brown, 1934  
 Jason Brown, 1993-94-95-96  
 Joe Brown, 1978-79-80-81  
 Mike Brown, 1986  
 Norman Brown, 1926  
 Ralph Brown, 1952-53-54  
 Stan Brown, 1940  
 Tim Brown, 1962-63  
 Ira C. Brownlie, 1894  
 Howard Brubaker, 1948  
 Joe Brubaker, 1947-48-49  
 F.W. Brugger, 1906-07  
 Ernst Brun, Jr., 2012-13  
 Ben Bruns, 1997-98-99-00  
 Chris Brunsvold, 1996  
 Bob Brutsman, 1962-63-64  
 Blaise Bryant, 1989-90  
 Jamarr Buchanan, 2003-04-05  
 Howard Buck, 1939  
 Tom Buck, 1977-78-79  
 Arthur Buckley, 1902  
 Jared Bucks, 1999-01  
 Brett Bueker, 2011-12  
 Andrew Buggs, 1989-90-91-92  
 Quenton Bundrage, 2012-13  
 Ken Bunte, 1963-64  
 Rick Burchett, 1965-66-67  
 J.W. "Joe" Burden, 1960-61  
 Charlie Burge, 1911-12  
 Max Burkett, 1951-52-53-54  
 Dick Burnett, 1949  
 Steve Burns, 1970-71-72  
 Warren Burns, 1919  
 Bob Burrell, 1939-40-41  
 Brayden Burris, 2009-10-11-12  
 Kenyatta Burris, 1998  
 Jim Burrows, 1907

Bob Burton, 1927-28-29  
 Daniel Burton, 2013  
 Mike Busch, 1986-87-88-89  
 Tom Busch, 1965-67-68  
 Joe Bush, 1947  
 James Butler, 1984-85  
 Zach Butler, 1999-01-02  
 Marcus Butts, 1979-80-81  
 Greg Buttz, 1984  
 Bill Byers, 1920  
 Fred Byl, 1899  
 Carter Bykowski, 2008, 2010-11-12  
 Bill Byrus, 1950-51-52

### C

Bob Caddock, 1941  
 Kevin Caldwell, 1991  
 Dick Callahan, 1954  
 Bobby Campbell, 1994  
 Craig Campbell, 1999-00-01  
 George Campbell, 1971-72  
 Nick Campbell, 2006  
 Roy Campbell, 1901  
 Sam Campbell, 1966-67-68  
 Stan Campbell, 1949-50-51  
 M.V. Campon, 1895  
 Brian Cannon, 1970-71-72  
 Gil Carafiol, 1943  
 Ken Caratelli, 1970-71-72



*Tight end Mike Busch was a first-team All-America selection in 1989.*

Dean Carlson, 1970-71  
 Lyle Carlson, 1956-57  
 Mark Carlson, 1979-80-81-82  
 Tony Carlson, 1980-81  
 Adam Carper, 2005-06  
 Hugh Carr, 1907  
 Ray Carreathers, 1987-88  
 Jordan Carstens, 2000-01-02-03  
 Larry Carwell, 1964-65-66  
 Jon Caspers, 2011  
 Harlan Cassin, 1918  
 Derrick Catlett, 2007-08-09  
 John Catron, 1933-34-35  
 J.H. Cave, 1902  
 Dan Celoni, 1959-60-61  
 Vinny Cerrato, 1977-78-80-81  
 L.H. Chamberlain, 1894-95  
 L.M. Chamberlain, 1900-01  
 L.M. Chambers, 1899  
 Jim Champlin, 1952-53  
 Terry Chandler, 1962  
 A.R. Chappell, 1909-10-11  
 Darrell Chapper, 1976  
 Martin Chase, 1924  
 Bill Chauncey, 1946-47-48-49  
 Dave Cheesebrough, 1978  
 Dick Cherpinsky, 1951-52  
 John Chism, 1965  
 E.W. Church, 1920-21  
 Arlen Ciechanowski, 1974  
 Jerry Cimburek, 1948-50  
 John Cinefro, 1986-88  
 Jon Claborn, 1987  
 Jim Clapper, 1960-61-62  
 Ted Clapper, 1979-80-81-82  
 Bob Clark, 1953  
 Derrick Clark, 1996-97  
 Fred Clausen, 1943  
 Nick Clausen, 1993-94  
 Ozzie Clay, 1962-63  
 Dave Clayberg, 1960-61-62  
 Sam Clear, 1982-83  
 Mike Clemons, 1976-77-78  
 Bob Clendenning, 1950-51-52  
 Harold Clewis, 2000-01-02-03  
 B.F. Cockerell, 1909-10  
 Cliff Cody, 1922-23  
 Rodney, Coe 2013  
 Roland "Bud" Coe, 1924-25-26  
 Chuck Coey, 1952-53

Ray Coffey, 1969  
 Jeff Cole, 1991-92-93-94  
 Richard Cole, 1944-45-46  
 Scott Cole, 1976-77-78  
 Beau Coleman, 2001-02  
 Greg Coleman, 2004-05  
 Justin Coleman, 2012-13  
 Lon Coleman, 1972-73  
 Ray Coleman, 1969  
 Kevin Colon, 1985-86  
 George Condit, 1990, 1992  
 Frank Congiardo, 1950-51-52  
 Ralph Conner, 1982-83  
 John Cooper, 1959-60-61  
 Michael Cooper, 1994-95-96-97  
 Tim Copeland, 1980  
 Frank Copper, 1976-77  
 Marc Cortez, 1997-98  
 Darian Cotton, 2013  
 D.E. Cotter, 1916  
 W.O. Cotter, 1923  
 William O. Cotter, 1969-70  
 Theman Couch, 1969-70  
 Kevin Coughlin, 1980-81  
 Russ Coundiff, 1934-35  
 Devlyn Cousin, 2013  
 Lynn Cowan, 1912-13  
 Warner Cowely, 1895  
 Chris Cox, 1986  
 Dick Cox, 1951-52-53  
 Mike Cox, 1962-63-64  
 Travis Cox, 1993  
 John Coye, 1900-01  
 Stan Cozzi, 1951-52  
 E.F. Cramer, 1914  
 Alva Crawford, 1912  
 Larry Crawford, 1977-78-79-80  
 Tim Creasman, 1986-88  
 Andrew Crenshav, 2009  
 Mark Criner, 1986  
 Hal Crisler, 1943  
 Steve Cromie, 1986  
 Carl Crowse, 1918  
 Dwayne Crutchfield, 1980-81  
 Bret Culbertson, 2004-05-06-07  
 Cal Cummins, 1976-77  
 C.W. Cunningham, 1911-13  
 Jim Cunningham, 1966  
 Kevin Cunningham, 1975-76-77

Roger Cunningham, 1951-52  
 Jack Currie, 1919-20-21  
 Mitch Curtis, 2002  
 Jeff Curry, 1976-77-78  
 Brent Curvey, 2003-04-05-06  
 Dick Cuvelier, 1976-77-78-79

### D

Robert Dabney, 1986-87  
 Brock Dagel, 2012-13  
 Bill Dailey, 1936  
 Dondre Daley, 2013  
 Dan Daly, 1988  
 Terry Dammann, 1988  
 P.E. Damon 1897  
 Amos Dana, 1932-33  
 Javon Daniels, 1998  
 Preston Daniels, 1901-02-03-04  
 Lane Danielsen, 2000-01-02-03  
 Phil Danowsky, 1972-73-74  
 Darius Darks, 2008-09-10-11  
 Paul Darling, 1940-41-42  
 Bob Darrow, 1939  
 Ole Davidson, 1897  
 Anthony Davis, 1984  
 Darren Davis, 1996-97-98-99  
 Drew Davis, 2012  
 Frank Davis, 1913  
 Harry Davis, 1907-08  
 Jon Davis, 2003-04-05-06  
 Sammy Davis, 1968-71  
 Scott Davis, 2000  
 Tommy Davis, 1981-82-83-84  
 Troy Davis, 1994-95-96  
 Tyrone Davis, 1988  
 Will Davis, 1916-19  
 W.S. Dawson, 1893  
 Kelly Day, 1986  
 M.R. Deakin, 1908  
 William DeButts, 1914  
 Francis DeDecker, 1945-46  
 Doug Dedrick, 2007-08  
 Clarence Dee, 1936-37  
 John Dee, 1958  
 Charles Deering, 1892  
 Glenn Deffke, 1914-15  
 Derek DeGennaro, 1985-86-87-88  
 F.J. Delaney, 1915  
 Joe DeLaRosa, 1966  
 Jack Delbridge, 1949





# IOWA STATE FOOTBALL

## ALL-TIME FOOTBALL LETTERMEN

Gilbert Denfield, 1915-16-19  
 Bob Dennis, 1946  
 Brian Dennis, 1956-57  
 Clifford Dennis, 1944  
 Doug Densmore, 1997-98-99-00  
 Kevin DeRonde, 1998-99-00-01  
 W.E. Deshler, 1901  
 Dennis DiBiase, 1994-95-96  
 Jim Dickerson, 1948  
 George Dimitri, 1966-67-68  
 Jim Dishinger, 1935-36-37  
 Al Dixon, 1974-75-76  
 Bill Dixon, 1931-32-33  
 Tim Dobbins, 2004-05  
 Fabian Dodd, 2005  
 Pete Doering, 1987  
 Wendell Dohrman, 1951  
 Jeff Dole, 1985-86-87-88  
 Brian Donahue, 1999-01  
 Jerry Donohue, 1956-58  
 Jim Doran, 1949-50  
 Jim Doran, Jr., 1987-88-89-90  
 Lant Doran, 1989-90-91  
 Dan Dostal, 1991-92-93-94  
 Jesse Doty, 1928  
 Mark DouBrava, 1989-90-91-92  
 J.M. Dowell, 1913  
 Todd Doxzon, 1993-94-95-96  
 I.A. Dreher, 1902  
 R.H. Drennan, 1904-05-06  
 Marcus Dubel, 1915

Warren Duesenberg, 1929-30-31  
 Greg Dukstein, 1967-69  
 Ray Dumphy, 1899  
 Shane Dunlevy, 1990-92  
 Howard Dunn, 1930  
 Mark Dunn, 1989-90-91  
 Jake Dunning, 2013  
 Ben Durbin, 2012  
 H.E. Dyer, 1895-96-97

### E

Terry Earnest, 1977-78-79  
 Doug Easley, 1995-96  
 Bill Easter, 1968  
 H.N. Ebersole, 1901  
 Steve Ebner, 2007  
 Tad, Ecby, 2013  
 Herb Eckles, 1899-1900  
 Ray Eckles, 1896  
 Robert Eckles, 1895-96  
 Bill Edar, 1914  
 Dave Eder, 1987-88-89-90  
 Willis Edson, 1898  
 Don Edwards, 1986-87-88-89  
 Johannes Egbers, 2002-03-05  
 Kevin Eggleston, 1983-84-85  
 Paul Eichling, 1912  
 Emery Eichorn, 1950-51-52  
 Justin Eilers, 2000-01  
 Brian Ekwelundu, 2007-08-09  
 Robert Elkins, 1922  
 Kern Elerick, 1931  
 Robert Elkins, 1933  
 Dave Eller, 1957  
 Roosevelt Ellerbe, 1963  
 F.A. Elliott, 1909  
 Tom Elliott, 1968-69  
 Gary Ellis, 1960-61-62  
 James Elmore, 1996-97-98-99  
 W.D. Elwood, 1904  
 Bob Engebretson, 1964  
 Dennis Engel, 1976-77  
 Jon English, 1981-82  
 Scott English, 1991  
 Jack Erickson, 1952  
 Clyde Erskine, 1916  
 Louie Ervin, 1991-92  
 Alex Espinoza, 1984-85-86  
 Dennis Esselmann, 1965-66-67  
 Arden Esslinger, 1958-59-60



Quarterback Alex Espinoza was recognized with the Ray Scott Award, which is given to the team's top offensive player, in 1986.

Clair Ethington, 1940-41-46  
 Bob Ettinger, 1942  
 Sam Etzel, 1931  
 Bob Evans, 1964-65-66  
 Harold Evans, 1916  
 John L. Evans, 1914-15  
 Seymour Evans, 1916  
 W.T. Evans, 1914  
 Elve Everage, 1970  
 Willie Everett, 1984-85  
 Vince Ewald, 2012

### F

John Falter, 1955-56-57  
 W.H. Farner, 1914  
 Ed Farni, 1945-46  
 Tom Farniok, 2011-12-13  
 Andrew Farrell, 1932  
 Jack Fathauer, 1943-44-45-46  
 Ev Faunce, 1945  
 Ray Fauser, 1958  
 Oliver Fay, 1898  
 Burt Fayram, 1925  
 Drake, Ferch, 2013  
 Don Ferguson, 1947-48-49  
 Ernest Ferguson, 2008  
 Travis Ferguson, 2008  
 Tom Ferree, 1958-59  
 Jerry Fiat, 1967-68-69  
 Brian Fiekema, 1965-66-67  
 Jerry Finley, 1954  
 B.J. "Bugs" Firkins, 1916  
 Doug Fischer, 1980-81-82-83  
 Karl Fischer, 1927  
 Ben Fisher, 2013  
 Bob Fisher, 1924-25-26  
 F.D. Fisher, 1917  
 Paul Fisher, 2006  
 Scott Fisher, 2005-06  
 Mike Fitzgerald, 1958-59-60  
 Kevin Fleecs, 1994-95  
 Bruce Fling, 1973  
 Austin Flynn, 2003-04-05-06  
 Vernon Foell, 1917  
 Bill Fogarty, 1957  
 Mark Foley, 1987-88  
 Ron Fontana, 1957  
 Mike Fontanini, 1969-71  
 Gerry Forge, 1973-74  
 Anthony Forrest, 2001-02  
 Jim Foster, 1961

John Foster, 1915  
 Howard Foy, 1944  
 Jim Foy, 1945-48  
 W. H. Frakes, 1916  
 Rick Frank, 1985-86  
 Collin Franklin, 2008-09-10  
 Wallace Franklin, 2007  
 Gary Fraser, 1969  
 F.C. French, 1895-96  
 Nate Frere, 2006-07-08-09  
 Nick Frere, 2007-08  
 George Friedl, 1947-48-49  
 John Fritsch, 1973-74-75  
 Henry Fritzel, 1899  
 Wes Fuchs, 1949  
 Ed Fuller, 1939  
 Kevin Fulton, 1991-92-93-94  
 Robert Fulton, 1909  
 R.A. Furrows, 1905  
 Sherman Fyles, 1903-05

### G

Larry Gaffin, 1968  
 Ray Gahone, 1971  
 Jerry Gair, 2004  
 Ray Galbraith, 1924-25-27  
 George Gallagher, 1943-44-45  
 Jacob Gannon, 2011-12-13  
 Mike Gannon, 1978  
 Danny Gantt, 1983-84-85  
 Frank Garcia, 2002  
 Dwight M. Garner, 1932-33-34  
 Fred Garrin, 2007-08-09  
 Artis Garris, 1992-93-94  
 Morrison Garth, 1913  
 Lou Gartner, 1958-59-60  
 Albert Gary, 2011-12-13  
 George Gast, 1941-42-43  
 R.E. Gaylor, 1919  
 Garlon Gaylord, 1921  
 Doran Geise, 1981-82  
 Pierre Gelinias, 1974-75  
 Bill George, 1923  
 Jeremiah George, 2010-11-12-13  
 Pete Gerdorn, 1970  
 Ryan Gerke, 1998-99  
 Bert German, 1895  
 Damian Gibson, 1995-96-97-98  
 Dennis Gibson, 1983-84-85-86  
 Gale Gibson, 1956-57-58

Alex Giffords, 1979-80-81-82  
 Rocky Gillis, 1978-80-81-82  
 Willie Gillis, 1972-73  
 Dwayne Gilyard, 1981-82-83  
 Durrell Givens, 2011-12  
 Duncan Glab, 1938  
 Greg Gloede, 1987-88-89  
 John Glotfelty, 1987-88-89-90  
 Mike Gnade, 1973-74-75  
 Tom Goedjen, 1972-73-74  
 Pete Goeser, 1957-58-59  
 Joe Goldberg, 1938  
 Melvin "Bud" Goltry, 1946  
 Carl Gomez, 1997-98-99-00  
 Kelly Goodburn, 1982  
 Dan Goodwin, 1939  
 Malcolm Goodwin, 1990-91-92  
 Matt Goodwin, 1989-92  
 Brandon Goodyk, 1994  
 Bob Graham, 2012  
 Jim Graham, 1925  
 M.L. Graham, 1907-08  
 Tom Graham, 1959-61  
 Jason Grant, 1996  
 Walter Grant, 1978-79  
 Bruce Grasser, 1961-62-63  
 John Graveno, 1933  
 Don Graves, 1966-67  
 Doug Graves, 1938-39-40  
 Roy Gray, 1909  
 Daman Green, 1996-97  
 Dexter Green, 1975-76-77-78  
 Eddy Green, 1948-49-50  
 King Green, 1982  
 Bill Greene, 1908  
 Reece "Pinky" Greene, 1922  
 Tony Greene, 1981-82  
 J.M. Greenfield, 1917  
 Karl Greenlee, 1923  
 Dave Greenwood, 1974-75-76  
 Don Greenwood, 1972-73  
 J. E. Greer, 1922  
 Dick Grefe, 1931-32-33  
 Don Grefe, 1932-35  
 Josh Griebahn, 2006-07  
 C.J. Griffith, 1899  
 John Griffith, 1947-48  
 John Griglione, 1968-69-70  
 Lynn Grimes, 1925-26  
 Al Grissinger, 1976-77-78



# IOWA STATE FOOTBALL

## ALL-TIME FOOTBALL LETTERMEN

Don Griswold, 1938-39-40  
 Damien Groce, 1998-99  
 Bill Gross, 1908-09  
 Greg Grove, 1974-75-76  
 Matt Grubb, 1989-90-91  
 Tom Grundman, 1947-48-49  
 Roger Guge, 1968  
 Rodney Guggenheim, 1993-94-95  
 Clarence Gustine, 1935-36  
 Russell Gute, 1934-35  
 Zach Guyer, 2011  
 N.F. Guylowl, 1921

### H

Bobby Hackett, 1985  
 L.M. Hadley, 1918-19  
 C.F. Hagle, 1912  
 Webb Halbert, 1947-48  
 Ron Halda, 1964-65  
 Scott Hale, 1973-74-75  
 Daryl Hall, 1993-94  
 Ted Hall, 1966-68  
 Vernon Hall, 1925-26-27  
 Mitch Hallett, 1974  
 Marquis Hamilton, 2006-07-08-09  
 Kevin Hamlin, 2010  
 M.J. Hammer, 1895-98  
 Kurt Hammerschmidt, 2010-11-12  
 Wurdette Hanna, 1936  
 Larry Hannahs, 1961-62-63  
 Cory Hannen, 1998-99-00-01  
 Dan Hanover, 1976  
 Jeff Hansel, 1986  
 Jack Hansen, 1955-57  
 Mike Hansen, 1995  
 Scott Hansen, 1977  
 G.D. Hanson, 1917  
 Richard Hanson, 1983-84  
 Mel Happe, 1939-40  
 Ray Hardee, 1975-76-77-78  
 Buddy Hardeman, 1973-75-76  
 Bob Harden, 1956-57-58  
 Weylan Harding, 1991-92-93  
 Nick Harklau, 2007-08  
 Ryan Harklau, 1997-98-99-00  
 Howard Harlan, 1933-34  
 Ray Harm, 1969-70-71  
 Ike Harris, 1971-72-73  
 Jason Harris, 2006-07-08  
 Justin Harris, 2006

Marc Harris, 1993-94-95-96  
 Mike Harris, 1980  
 P.J. Harris, 2013  
 Rodney Harris, 1986-88  
 Willie Harris, 1969-70  
 Dan Harrison, 1936  
 Maurice Harrison, 1914-16  
 Kevin Hart, 1976-77  
 E.C. Harte, 1909-10-11  
 Ben Harvey, 1991-92-93  
 Ray Harvey, 1984  
 George Harville, 1942  
 John Hauck, 1945  
 Scott Haughton, 2008-09  
 Walter Haugo, 1944  
 Tony Hawkins, 1974-75-76  
 Jace Hawley, 2011-12  
 Casey Hayes, 1985-86  
 Ike Hayes, 1933-34-35  
 Claude Hays, 1941  
 Reggie Hayward, 1997-98-99-00  
 Ennis Haywood, 1998-99-00-01  
 V.A. "Chick" Heater, 1916-17-18  
 Jerome Heavens, 1997  
 A.N. Heggen, 1908-09  
 John Heggen, 1939-40-41  
 George Heick, 1951-52  
 Charles Heidel, 1944  
 Charles Heileman, 1936-37-38  
 Nick Hein, 2000  
 Howard Heinrich, 1956  
 Byron Heitz, 1994-95  
 Darrell Helgens, 1957  
 H.K. Helseth, 1916  
 Keith Hemingway, 1951-52  
 James Henderson, 1995  
 Joe Henderson, 1985-86-87-88  
 Tracy Henderson, 1982-83-84  
 Lance Henkel, 1991  
 C.A. Henninger, 1904-05-06  
 Frank Henninger, 1910-11  
 Pat Henricksen, 1978  
 Ray Henteges, 1922  
 Chris Hentges, 1986-87-88  
 Bob Herman, 1974  
 Carl Herman, 1917  
 Bill Herren, 1977-79  
 George Hess, 1950-51  
 David Heyn, 1984-86-87-88  
 Do Hibbs, 1918-19-20  
 LaMarcus Hicks, 2004-05

Hayworth Hicks, 2008-2010-11  
 Stevie Hicks, 2003-04-05-06  
 Otis Higgins, 1920-21  
 Terrance Highsmith, 2005  
 Tom Hilden, 1968-70  
 Barry Hill, 1972-73-74  
 Charles Hill, 1923-24-25  
 Lamont Hill, 1990-91-92-93  
 Phil Hill, 1956-57-58  
 Sanford Hill, 1927  
 Arthur Hinderman, 1918-19  
 Dick Hiserodt, 1945  
 Gilbert Hitch, 1929  
 Stan Hixon, 1976-77-78  
 Daryl Hobbs, 1953-55  
 Ellis Hobbs, 2001-02-03-04  
 Darryl Hobson, 1979-80-81-82  
 Sam Holden, 2002  
 Van Hollaway, 1971-72  
 Jim Hollingsworth, 1921  
 Duran Hollis, 2011  
 Dean Hollrah, 1977  
 Allen Holman, 1926  
 Earl A. Holmes, 1913-15  
 Larry Holton, 1966-67-69  
 Alan Hood, 1983-84-85  
 Charles Hood, 1930  
 Frank Hood, 1933-34  
 Dave Hoover, 1961-62-63  
 Dave Hoppmann, 1960-61-62  
 Mike Horacek, 1993-94-95  
 Aaron Horne, 2011-12  
 Wayne Horras, 1952-53-54  
 Anthony Hoskins, 1986-87-88  
 H.S. Hough, 1910  
 Don Houser, 1952-53  
 Dick Howard, 1943-44-45-46  
 Marcel Howard, 1998-99-00-01  
 Ricky Howard, 2012  
 Nick Howe, 2007  
 Rick Howe, 1972-73-74  
 Howard Howell, 1983  
 Larry Howes, 1937  
 Homer Hubbard, 1905-06-07-08  
 Kevin Hudson, 1995-96-97  
 Dick Hufman, 1945  
 Rocky Hugee, 1978  
 Brandon Hughes, 1990-91-92-93  
 Eric Huhndorf, 1984-85-86  
 Matt Hulbert, 2007-08

Brandon Hunley, 2005-06-07-08  
 D.A. Hunt, 1910-11-12  
 Larry Hunt, 1971-72-73  
 Kent Hunter, 1986  
 R.L. "Buck" Hurst, 1910-11-12  
 Chase Hurtig, 2009  
 Mark Huston, 1972-73-74  
 Rodney Hutchins, 1980-81-83

### I

T.J. Iles, 1913  
 Ivan Impson, 1930-31-32  
 Michael Ingram, 1980  
 Terry Ingram, 1956-57-58  
 Webster Intermill, 1930  
 Harold Ireland, 1943  
 David Irving, 2011-12-13  
 Klarence Isler, 1975  
 Tim Iversen, 1983-84-85

### J

Andrew Jackson, 1985-86  
 DeAndre Jackson, 2003-04-05-06  
 Hez Jackson, 1996-99  
 Joe Jackson, 1983-84  
 Michael Jackson, 1998  
 Cal Jacobs, 1976-78-80  
 Jason Jacobs, 1982-83  
 Bob Jacobsen, 1949-50-51



Stan Hixon was Iowa State's leading receiver in 1978 with 26 catches.

Steve Jacobsen, 1969-70-72  
 Harry Jager, 1917  
 Jerry Jaksich, 1973-74-75-76  
 Kenneth James, 1979  
 Ladislus Janda, 1916-19  
 Darrell Jansonius, 1970  
 Steele Jantz, 2011-12  
 Paul Jarrett, 2001  
 Brett Jarvis, 2005  
 Vince Jasper, 1984-85-86  
 Ramsey Jay, 1973-74  
 Robert "Jabby" Jeanson, 1904-06-07  
 Tim Jeffries, 1968-69  
 Donnie Jennert, 2010  
 Tim Jennings, 1992  
 Bill Jensen, 1951-55  
 Bob Jensen, 1945-46-47  
 Brandon Jensen, 2011-12-13  
 Howard Jensen, 1949-50  
 Mike Jensen, 1980-81  
 Joel Jensen, 1979-80  
 George Jessen, 1979-80-81-82  
 Jim Jessen, 1947-48  
 Tony Johann, 1983  
 Ed John, 1913-14-15  
 Al Johnson, 1976-78-79  
 Bailey Johnson, 2007-09-10  
 Brandon Johnson, 2007-08  
 Brian Johnson, 1977-78-79  
 Bruce Johnson, 1945  
 Cephus Johnson, 2002-03-04-05  
 Dan Johnson, 1980-81  
 Dwayne Johnson, 2002  
 Harry Johnson, 1927-28-29  
 Harvey "Jock" Johnson, 1968-69-70  
 J.V. Johnson, 1919  
 Leonard Johnson, 2008-09-10-11  
 Lyell Johnson, 1916-17  
 Nick Johnson, 1959  
 Randono Johnson, 1988  
 Russell Johnson, 1993-94  
 Sedrick Johnson, 2008-09-10  
 Shontrelle Johnson, 2010-11-12-13  
 Steve Johnson, 1977-78  
 Steve Johnson, 2006-07  
 Stevie Johnson, 2000  
 Ted Johnson Jr., 1990  
 Tiray Johnson, 2001  
 Wendell Johnson, 1932  
 Judge Johnston, 1987-88-89



# IOWA STATE FOOTBALL

## ALL-TIME FOOTBALL LETTERMEN

W.D. Johnston, 1907-09  
D.C. Jones, 1914-15-16  
Ed Jones, 1914-15-16  
Edwin Jones, 1987  
Fred Jones, 1967-68-69  
Houston Jones, 2007-08-09  
Jeff Jones, 1973-74-75  
John Jones, 1904-05-06  
Marshall Jones, 1920  
Ray Jones, 1914  
Willie Jones, 1971-72-73  
Martin Jordan, 1928  
F.F. Jorgenson, 1901  
Nathan Jorgenson, 1997  
Ted Jornov, 1971-72-73  
Dick Joslyn, 1944  
Willie Judd, 2000-01  
Chris Juhl, 1910-11

---

**K**

Steve Karber, 1968-69-70  
Arthur Karr, 1915  
Tom Karr, 1972-73  
Dick Kasperek, 1963-65  
Preston Kaufman, 2008-09-10  
Lance Keller, 1991  
Andrew Kelley, 2000  
Brett Kellogg, 2003-04  
John Kelly, 1969-71  
Earnest Kennedy, 1963-64-65  
Pat Kennedy, 1976-77-78  
Ken Keough, 1944  
Doug Keown, 1971-72  
Carl Kern, 1928-29  
Carl Kessle, 1922  
Lynn Kettleson, 1964  
James Key, 1981  
Randy Kidd, 1961-62-63  
Ed Kimbrough, 1964  
Jeff Kincart, 1980  
Ben King, 1966-67-68  
Charles King, 1938  
Gary King, 1965-66  
Kip King, 1995-96-97-98  
Ray King, 1973-74-75  
Elmer Kingery, 1925-26  
Nile Kinnick Sr., 1913-14  
Mike Kirar, 1967-68-69  
Bob Kirkpatrick, 1939-40-41  
Everett "The Rabbit" Kischer, 1936-37-38

Tom Kiska, 1986  
A.J. Klein, 2009-10-11-12  
Joseph Klerekoper, 2008  
Ray Klootwyk, 1946-47-48  
Bill Klug, 1926  
Cory Kluver, 1996-97-98  
Mike Knapp, 2008  
Dan Kneller, 1971-72-73  
Mark Kness, 1977  
Kemp Knighten, 1996-97-98  
Kyle Knock, 1999-00-01-02  
Werner Knoop, 1924  
Carl Knop, 1944-47  
Jake Knott, 2009-10-11-12  
Jim Knott, 1991-92-93-94  
Luke Knott, 2013  
A.B. Knox, 1905  
A.R. Knox, 1908  
Jim Knuth, 1979-80-82  
Randy Koch, 1975-76-78  
Ryan Kock, 2003-04-05-06  
John Koen, 1930  
Jamie Kohl, 1995-96-97-98  
Andy Kohler, 2002-04  
Tim Kohn, 1993-94-95-96  
Carter Kokjer, 1943-44-46  
Scott Kollman, 1975-76-77  
Mark Konopka, 1992-93-95  
Paul Konrad, 1973  
Harold Kornbaum, 1950  
Kip Koski, 1964-66  
Brent Kouba, 1991-92  
Gene Kowalski, 1952-53  
J.H. Kraft, 1909  
Merv Krakau, 1970-71-72  
Harry Kraus, 1944-46  
H.R. Kreger, 1894  
Ed Krekow, 1927-28  
Keith Krepfle, 1971-72-73  
Todd Krieger, 1983-84  
Austin Krick, 2013  
Wilbur Kroeger, 1934  
Nick Kron, 2012-13  
Milton Kubicek, 1928  
Daniel Kuehl, 2010  
Matt Kuhns, 1990  
John Kulp, 1928  
Ernest Kun, 1963-64  
Dennis Kushlak, 1965

---

**L**

Cleyton Laing, 2010-11-12  
Jamison Lalk, 2012-13  
Ben Lamaak, 2007-08-09-10  
E.W. Lambert, 1906-07-08  
Guy Lambert, 1907-08  
Jeff Lambert, 1983-85  
Mike Lamberto, 1966-67-68  
Prentis Lamont, 1958  
Ray Lampman, 1907  
Bob Lamson, 1926-27  
Chuck Lamson, 1958  
Jean Lange, 1939-40-41  
Bill Larkin, 1975  
Mike Larsen, 1975  
C.H. Larson, 1923  
Craig Larson, 1958  
Elmer Larson, 1928  
Eugene Larson, 1924  
Jim Lary, 1956-57  
G.M. LaSourd, 1909  
B.J. Lattimer, 1911  
Jake Lattimer, 2010-11  
Chuck Lattin, 1956-57  
Clarence Laubenfels, 1917  
Louis Laughlin, 1920-22  
Dean Laun, 1946-47-48-49  
Don Laun, 1946-48-50  
Perry Laures, 1984-85  
F.W. Law, 1907-08  
Brett Lawrence, 1983-84-85-86  
Kevin Lazard, 1990-91-93  
Jeff Leaders, 1986  
Andy Leaders, 2004  
Mike Leaders, 1977-78-79  
Nick Leaders, 2002-03-04-05  
Mickey Leafblad, 1976-77-79  
Frankie Leaks, 1981-82  
Bill Lechtenberg, 1939-40  
Bob Lechtenberg, 1940-42  
Andre Lee, 1996-97-98  
Devin Lempke, 2013  
Greg Lempke, 1978  
Robert Lendino, 1988  
Doug Lenth, 1973-75  
Josh Lenz, 2009-10-11-12  
Tyler Leo, 2011  
Les Leonard, 1975  
John Less, 1978-79-80  
Jack Lessin, 1951-52-53

Marcus Lester, 1986  
Kurt Levetzow, 1995-96-97  
Curtis Levingston, 1983  
Cal Lewis, 1965-66-67  
Clarence Lewis, 1895  
Henry Lewis, 1971-72-73  
LaVerne "Butch" Lewis, 1939-40-41  
Robert Lewis, 1998-99  
Kyle Lichtenberg, 2010-11-12-13  
Magnus Lichter, 1932-33  
Keevin Ligons, 1978  
Marc Lillibridge, 1992-93-94  
Dick Limerick, 1961-62-63  
F.S. Linbach, 1920  
Mike Lincavage, 1993-94-95-96  
Harry Lindblom, 1926-27-28  
Nick Linder, 2001-02-03  
Larry Lindgren, 1945  
F.B. Lingenfelter, 1920-21  
Jeff Lingren, 1978-79  
Herb Linn, 1975  
Cedric Linwood, 1991-93-94  
Greg Litter, 1983-84-85-86  
Gary Little, 1972  
Steve Little, 1981-82-83-84  
Royal Lohry, 1940-41-42  
Jarrett Lollis, 1998-99  
William Lomax, 1927  
Ray Lombard, 1907  
Steve Loney, 1973  
Darren Longshore, 1981-82  
Roy Longstreet, 1922-23-24  
Tom Lorenz, 1968-69-70  
Donn Lorenzen, 1954-55  
Jerry Lorenzen, 1979-80-81-82  
Ralph Losee, 1956-57-58  
Ben Loth, 2013  
Dean Loucks, 1917  
Lloyd Lounsbury, 1929  
Cris Love, 2003-04  
Earl Lowe, 1921  
Clint Loy, 1979  
Jeremy Loyd, 2001-02  
Vernon Loyd, 1934  
Jim Luebbers, 1982-83-84-85  
Wayne Lueders, 1963-64-65  
Fred Lutjens, 1927-28  
Brian Lutter, 2004  
Gary Lutz, 1953-54  
Glenn Luymes, 1948

Fred Lyford, 1895  
Jason Lyftogt, 1999-00-01  
Chris Lyle, 2007-08-09  
Wayne Lyles, 1974  
Ken Lynn, 2013  
R.A. Lyman, 1906  
Jim Lyons, 1954-55

---

## M

Ira Mabie, 1905  
John Machado, 2006  
Victor Mack, 1978-79-80  
Norm Madson, 1943  
Roosevelt Maggitt, 2009-10, 2012  
Rick Magill, 1977  
Craig Mahoney, 1987-88-89-90  
Grant Mahoney, 2008-09-10-11  
H.A. Maine, 1898-99  
Mike Malloy, 1989-91  
Dick Mann, 1951-52  
Aaron Manning, 1985-86  
Taylor Mansfield, 2008-09-10  
Craig Manske, 1976  
Duane Marcellus, 1960  
Joe Marconi, 1970-71  
Jim Marks, 1945  
Larry Marquardt, 1971-72-73  
Bill Marsau, 1996-97-98-99  
Leo Marshall, 1958-59  
Bill Martin, 1956-58  
Bobby Martin, 1972  
Charles Martin, 1956-58  
Dan Martin, 1981-82-83  
Dave Martin, 1986-87  
Eric Martin, 1994  
George Martin, 1932  
Bob Martinson, 1970-71-72  
Terry Martinson, 1972-73  
Tom Mason, 1974-75  
W.D. Mason, 1899  
Bob Matey, 1969-70-71  
Bob Matheson, 1950-51-52  
Floyd Mattison, 2011  
Homer Mattison, 1913-14  
Mark Matuscak, 1984  
George Maurer, 1964-65-66  
Channon Mawdsley, 1984-85-86  
Elmer May, 1953-54  
Dave Mayberry, 1965-66-67  
Frank Mayer, 1923-24-25





# IOWA STATE FOOTBALL

## ALL-TIME FOOTBALL LETTERMEN

Antonio Mays, 1996  
 Anthony Mayze, 1984-85  
 J.M. McAvinchey, 1921  
 Dan McAvoy, 1968  
 Jon McCarthy, 1974  
 Jim McCaulley, 1954-55  
 Larry McCaulley, 1978-79  
 E.G. McClere, 1899  
 Todd McClish, 1991-92  
 Ed McCoy, 1909-10  
 Bill McCue, 1981-82-83-84  
 Dave McCurry, 1970-71-72  
 Herb McDermott, 1949-50-54  
 Dennis McDonald, 1969-70-71  
 Roy McDonald, 1910-11-12  
 Everett McDonnell, 1914  
 Jake McDonough, 2010-11-12  
 Shamus McDonough, 1979-80-81-82  
 Devin McDowell, 2007-08  
 Ralph McElhinney, 1904-05-06-07  
 Dick McFarland, 1917  
 Ron McFarland, 1973-74-75-77  
 Jerry McGlynn, 1948-49-50  
 John McGonegle, 1962  
 LaVerne McGraw, 1940-41-42  
 M.W. McGuire, 1918

Azel McIlrath, 1919  
 Tyrone McKenzie, 2006  
 E.G. McKibbon, 1920  
 John McKillop, 1971-72-73  
 Harold McKinley, 1913-14-15  
 Mike McKnight, 1999-00  
 E.M. McLaughlin, 1894  
 James McMillion, 1989-91-92-93  
 H.L. McRoberts, 1910  
 Gilbert McQuern, 1932  
 Cliff McTaggart, 1920  
 Randy Means, 1969-70  
 Nate Mechaelsen, 2007  
 Greg Meckstroth, 1978  
 Ralph Meckstroth, 1978  
 Howard Medin, 1939  
 Royal Meeker, 1895-96-97  
 Chris Mehring, 2007  
 John Meis, 1977-78  
 Bill Melham, 1920  
 Bob Meling, 1956  
 Mel Meling, 1949-50-51  
 Bob Mellgren, 1951-52  
 E.A. Mellinger, 1895  
 Collin Menard, 2002-03  
 Euseph Messiah, 2007-08  
 Don Metcalf, 1956-57  
 Bret Meyer, 2004-05-06-07  
 Jim Meyer, 1979-80-81-82  
 Robert Meyer, 1955  
 Chuck Meyers, 1980-81-82-83  
 Joe Meyers, 1895  
 Mitchell Meyers, 2013  
 Ivory Mhoon, 1993-94  
 B.O. Mickelson, 1939-40  
 Harold Miller, 1933-34-35  
 Jevohn Miller, 2011-12-13  
 John Miller, 1926-27  
 Merritt Miller, 1940  
 Rich Miller, 1978-79-80-81  
 Sherman Miller, 1972-73-74  
 Todd Miller, 1990-92-93  
 Todd Miller, 2002-03-04  
 Tom Miller, 1976  
 M.A. Mills, 1905  
 Dan Milner, 1990-91-92  
 Robbie Minor, 1983-84-86  
 Ben Mitchell, 1986-87-88  
 Dick Mitchell, 1935  
 Drew Mitchell, 2010

Jack Mitchell, 1996  
 Les Mitchell, 1970-72  
 Byron Moad, 1913  
 Jim Moeller, 1960  
 John Moen, 1930  
 Bob Montgomery, 2000-01-02-03  
 Jamaul Montgomery, 2000-01-02-03  
 Larry Montre, 1960-61-62  
 Bob Moody, 1938-39  
 Barry Moore, 1981-82-83-84  
 Chris Moore, 1985-86-87  
 Jedd Moore, 2000  
 Kelvin Moore, 1995  
 Moses Moore, 1971-72-73  
 Rich Moore, 1987-88  
 Troy Moore, 1988-89-90  
 Shawn Moorehead, 2004-05-06  
 Reggie Moorner, 1999  
 Erhard Moosman, 1952-53  
 C.J. Morgan, 2011-12  
 Paul Morin, 1937-38  
 Cory Morrissey, 2012-13  
 Jim Morrison, 1920-21  
 Jim Morse, 1997-98-99  
 Bernard Mortensen, 1943  
 John A. Mortimer, 1952  
 John R. Mortimer, 1961-62-63  
 Ed Morton, 1974  
 Matt Morton, 2009-10-11-12  
 Andrew Moser, 1999-01  
 Nik Moser, 2002-03-04-05  
 Jerry Moses, 1972-73  
 Jerry Moses Jr., 1998-99-00  
 Milan Moses, 2004-05-06-07  
 Durwood "Dury" Moss, 1914-15  
 Al Moton, 1977-78  
 Jim Mraz, 1971  
 Ernest Muehler, 1938  
 Chuck Muelhaupt, 1954-55-56  
 Patrick Mulcahy, 2011  
 Willie Muldrew, 1966-67-68  
 Greg Mulhall, 1970-71-72  
 R.G. Mullen, 1914  
 Dick Muller, 1969  
 Dave Munger, 1956-57-58  
 Geary Murdock, 1970-71-72  
 J.L. Murphy, 1908  
 John Murphy, 1954-55-56  
 Benn Musgrave, 1980-81-82-83  
 Chris Mussman, 1987-88-89-90

T.J. Mutcherson, 2013  
 Tendai Muyengwa, 1994  
 Bill Myers, 1947-48-49  
 Doug Myers, 1982-83  
 Jim Myers, 1948

### N

Clarence Nagel, 1912-14  
 Gordon Nagel, 1929-30-31  
 Sheldon Napastuk, 1993-94-95-96  
 Eric Nasstrom, 1990-91  
 W.L. "Spike" Nave, 1923-24  
 Adam "Jud" Neal, 1917-19  
 Brian Neal, 1977-78-80-81  
 Patrick Neal, 2008-09-10-11  
 Tom Neal, 1934-35-36  
 DeVondrick Nealy, 2012-13  
 Kenny Neil, 1977-78-80-81  
 Arthur Nelson, 1917  
 Bervin Nelson, 1954  
 Jay Nelson, 1983  
 Jim Nelson, 1977  
 Karl Nelson, 1979-80-81-82  
 L.A. "Bat" Nelson, 1906-07-08  
 Mort Nelson, 1950  
 Rony Nelson, 2011-12  
 Scott Nelson, 1981-82-83  
 Truman Nelson, 1929-30  
 Cole Netton, 2013  
 Harry Neyenesch, 1922-23  
 Dwight Nichols, 1952  
 Dwight Nichols, 1957-58-59  
 Floyd Nichols, 1930  
 T.E. Nichols, 1902  
 Walter Nickel, 2005-06  
 Sylvester Nickerson, 1986-87-88  
 Dick Niemann, 1982  
 Tim Niggeling, 1984  
 Jim Nissen, 1978-79-80  
 Matt Nitchie, 1990-91-93-94  
 Joe Noble, 1943-44  
 Frank Nolte, 1929-30-31  
 Dean Norman, 1948-49  
 Ron Norman, 1942-46-47  
 Graston Norris, 1993-94-95-96  
 Harold Nowlin, 1920-21

### O

Bret Oberg, 1988-89

Marv Oberg, 1934  
 Mike O'Brien, 1996-97  
 Dustin Ochs, 2002  
 Mike O'Connell, 2007-08-09-10  
 Duane Ohrt, 1974  
 Herb Ohrt, 1932  
 Bryan Ollie, 2000-01-02-03  
 Brent Olsen, 1992  
 Bob Olson, 1950-51  
 Dana Omer, 1947-48-49  
 Oni Omolie, 2013  
 James O'Neal, 1997  
 Ron Onopa, 1963  
 R.E. Orr, 1919  
 Dell Osborn, 1971-72-73  
 Merle Osborne, 1938-39-40  
 Ron Osborne, 1979-80-81-82  
 Kelechi Osemele, 2008-09-10-11  
 Jared Otto, 2003  
 Carl Ours, 1928  
 Rob Overton, 1973-74  
 Fred Owen, 1899  
 Larry Owens, 1940  
 Todd Oxley, 1985

### P

Roscoe Packer, 1914-16  
 Tom Padjen, 1973  
 Carl Paetz, 1944-45-46  
 Will Paige, 1916-19  
 Cyril Palm, 1922-24  
 Cloyce Palmer, 1952-53  
 Denny Palmer, 1930  
 Mike Palmer, 1969-70  
 Joe Palmisano, 1973-74-75  
 Steve Paris, 2002-03-04-05  
 Foster Parker, 1897  
 Rashawn Parker, 2006-07-08-10  
 Joe Parmentier, 1995-96-97-98  
 Tom Parrish, 1962  
 Jason Parrott, 1998  
 Will Parsons, 1896  
 Win Parsons, 1895-96  
 Alan Patten, 1986-87-88  
 Sundiata Patterson, 1990-91-92  
 Dick Paukert, 1964-65  
 Lawrence Paulson, 1947-48-49  
 Michael Payne, 1979-80  
 Bob Pearson, 1943  
 Terry Pearson, 1957



*Jerry Moses lettered at ISU in 1972 and 1973. His oldest son, Jerry Jr., lettered three times (1998-2000) and his youngest son, Milan, lettered four times (2004-07).*



# IOWA STATE FOOTBALL

## ALL-TIME FOOTBALL LETTERMEN

Chris Pedersen, 1989-90-91  
 Gary Pedersen, 1988-90  
 Scott Pederson, 1977  
 Kory Pence, 2002-04-05  
 Chuck Penn, 1973  
 Alex Perez, 1959  
 Duke Perfect, 1997  
 Wayne Perr, 1967  
 A.C. Perrin, 1904  
 Lenzy Perrine, 1974-75-76  
 Tom Perticone, 1976-77-78  
 Levi Peters, 2013  
 Luke Petersen, 1997  
 Troy Petersen, 1991-92-93-94  
 Tyler Petersen, 2011  
 Carl Peterson, 1928  
 Stan Peterson, 1943  
 Rich Petrovich, 1993  
 Gerry Petsch, 1974-76  
 F.H. Pfautz, 1912  
 John Pflum, 1945  
 Hans Pfund, 1911-12  
 Gene Phelps, 1944-45  
 DeAndre Phillips, 2000-01  
 Henry Philmon, 1953-54-55  
 F.A. Pielsticker, 1903  
 Bob Pierson, 1943  
 Ken Pigott, 1964  
 M.A. Piper, 1917  
 Dave Pittman, 1970-71-72  
 Greg Pittman, 1975

Milon Pitts, 1985-86  
 L.V. Plager, 1906  
 Bill Plantan, 1952-53  
 Adam Ploog, 1998  
 Ron Pohl, 1956-57-58  
 Andrius Poncius, 1956-57  
 Fred Poole, 1934-35-36  
 Don Poprilo, 1984-85  
 Mike Posey, 1983-84  
 Dan Potempa, 1998  
 John Pottebaum, 1948  
 Jimmy Potter, 1974  
 Tom Potter, 1968-69-71  
 Harold Potts, 1954-55  
 Henry Poullard, 2002-04  
 Frank Powell, 1956-57  
 Lester Powell, 1913  
 Jamarcus Powers, 1998-00  
 Steve Powers, 1968-69  
 Tom Powers, 1972-73-74  
 Carroll Preston, 1944  
 Guy Preston, 1974-75-77-78  
 Carl Proto, 1960-61-62  
 Angelo Provenza, 1994-95  
 Ron Puettman, 1992  
 Ed Pundt, 1966-67  
 Matt Purvis, 2006-07  
 Jim Pusch, 1945  
 Jason Putz, 1993-94-95

### Q

Brian Quarrie, 1970  
 John Quinn, 1977-79-80-81

### R

Tom Radke, 1995-96-97  
 Doug Ragaller, 1992-93-94  
 David Rahe, 2005-06  
 Matt Rahfaldt, 1994-95-96-97  
 Andrae Rainey, 2001  
 Sam Ramensofsky, 1963-64-65  
 Howard Ramsey, 1919  
 Tom Randall, 1974-75-76-77  
 Jimm Randolph, 1975  
 Josh Rank, 1998  
 James Ransom, 1979-80-81-82  
 John Rasmess, 1923-24-25  
 Ned Rasmussen, 1980-81-82  
 Larry Ratigan, 1988-89-90-91

Josh Raven, 2007-08-09  
 Jim Rawley, 1951-52-53  
 Charles Rawn, 1942  
 James Reed, 1997-98-99-00  
 Ralph Reese, 1944  
 J.J. Reeve, 1910  
 Lou Reeve, 1912-13-14-15  
 Jeremy Reeves, 2009-10-11-12  
 Brian Reffner, 1985-86  
 Matt Rehberg, 1987-89-90-91  
 Ted Reimer, 1967-68  
 Bruce Reimers, 1979-81-82-83  
 Steve Renfrow, 1987  
 Greg Rensink, 1977  
 Phil Reppert, 1906-07-08  
 Gordon Reupke, 1936-37-38  
 Darius Reynolds, 2009-10-11  
 Preston Rhamy, 1994-95-96-97  
 Dan Rice, 1952-53  
 S.O. Rice, 1895  
 Tom Rice, 1894  
 Randy Richards, 1983-84-85-87  
 Steve Richards, 1968  
 Bob Richardson, 1970-71  
 Sam Richardson (Off.), 2012-13  
 Sam Richardson (Def.), 2012-13  
 Clif Rick, 1958-59-60  
 Scott Rickard, 1999-00  
 A.L. Rickert, 1957  
 Paul Ridder, 1972-73  
 Jim Riding, 1944-45-46  
 Lester Ridley, 1991-92  
 I.S. "Zeke" Riggs, 1920-22  
 Horace Ringheim, 1909-10-11  
 Fred Rippel, 1955-56  
 Tom Roach, 1978-79-80-81  
 Guy Roberts, 1899  
 Guy T. Roberts, 1922-23-24  
 H.L. Roberts, 1910  
 Hugh Roberts, 1936  
 Lawrence Roberts, 1991  
 Mike Roberts, 1983-84-85  
 Marcus Robertson, 1987-88-89-90  
 Matt Robertson, 2003-04-05  
 Shane Robertson, 1991-92  
 Alexander Robinson, 2007-08-09-10  
 Dan Robinson, 1967-68  
 Doug Robinson, 1965-66-67  
 Willie Robinson, 1965-66  
 Bill Robitaille, 1959

Otis Rodgers, 1975-76  
 Terron Rodgers, 1980-81  
 Hiram Roe, 1932-33  
 Orrie Roe, 1927-29  
 Clarence "Buck" Rogers, 1934  
 Charlie Rogers, 2013  
 Glover Rogers, 1974-75-76  
 Grant Rohach, 2013  
 Bob Rohwedder, 1951-52-53  
 Harley Rollinger, 1945-46-47  
 Tom Roloson, 1976  
 David Rom, 1977  
 Michael Romey, 2011  
 V.H. Rompel, 1920  
 Sage Rosenfels, 1997-98-99-00  
 Dennis Ross, 1985-86-87-88  
 Oliver Ross, 1997  
 James Roster, 1951  
 Mark Rothacker, 1948-49-50  
 Andre Roundtree, 1973-74  
 Matt Rouse, 1989-90-91-92  
 Gene Rowell, 1976  
 Dale Rowley, 1992-93-94-95  
 Ahtyba Rubin, 2006-07  
 Terry Rubley, 1977-78-79  
 Carl Rudi, 1927-28  
 Stephen Ruempolhamer, 2008-09-10-11  
 Rudy Ruffolo, 1995-96-97  
 Justin Rumble, 2008-09  
 Jim Ruprecht, 1979-80  
 Adam Runk, 1998-99-00-01  
 Rowland Rushmore, 1935-36-37  
 Rod Rust, 1947-48  
 Hiawatha Rutland, 2000-01-02-03  
 Brandon Rutledge, 1996  
 I.C. Rutledge, 1907-08  
 R.L. Rutledge, 1910-11  
 Maurice Ryan, 1941-42  
 Matt Rysavy, 1995-96-97

### S

Craig Sabatini, 1972  
 Erwin Sadanowiz, 1959  
 Cecil Saddoris, 1931  
 Brett Sadek, 1986-87  
 Evan Sage, 1923  
 Lee Sage, 1974  
 Mike Sakalas, 1994-96  
 Tom Salerno, 1968-69-70  
 Ted Sandberg, 1950

Ken Sandbloom, 1986  
 Clyde Sanders, 1998  
 Lyman Sanders, 1922-23  
 Tim Sanders, 1993-94-95  
 Clive Sands, 1975  
 Zac Sandvig, 2007-08-09-10  
 Adam Sansale, 2001  
 C.G. Saurberg, 1908  
 Jason Scales, 2004-06-07-08  
 Dick Scesniak, 1959-60-61  
 Dick Schafroth, 1965-66  
 Ed Schafroth, 1931-32-33  
 Harold Schafroth, 1934-35-36  
 Charles "Bud" Schalk, 1941-42  
 K.W. Schalk, 1913  
 Louis Schalk, 1916-17-18  
 John Scheldrup, 1956  
 Matt Scherbring, 2003  
 Ed Schillmoeller, 1950-51-52  
 Ed Schlenker, 1927-28-29  
 Tom Schmeling, 2006-07  
 Derec Schmidgall, 2007-08-09  
 Harry Schmidt, 1922-23-24  
 Mal Schmidt, 1949-50-51  
 Eric Schmitz, 2002-03  
 Fred Schneider, 1946  
 Walt Schneider, 1980-81  
 Maury Schnell, 1949-50-51  
 Bastian Schober, 2006  
 Jon Schnoor, 1990-91-92



Dennis Ross led ISU's receiving corps in 1987 and 1988.



Jack Seabrooke was a four-time letterwinner at Iowa State, playing for the Cyclones from 1977-80. He scored six career touchdowns.



# IOWA STATE FOOTBALL

## ALL-TIME FOOTBALL LETTERMEN

George Schoel, 1942-46  
Gerald Schoendfelder, 1957-59  
William Scholty, 1899-01  
Carl Scholz, 1919-20  
Floyd Schooley, 1920-21  
Greg Schoon, 1995-96-97  
Keith Schrage, 1985-86  
Landon Schrage, 2004-05  
Larry Schreiber, 1961-62  
Curt Schroeder, 2001  
Keith Schroeder, 1969-70-71  
Ben Schuler, 1901  
Paul Schulte, 1988-89-90-91  
Tom Schulting, 1986-87  
Scott Schulz, 1991-92  
Don Schulze, 1954  
Jeremiah Schwartz, 2009  
Mike Schwartz, 1976-77-78-79  
Ron Schwartz, 1956  
John Schweickert, 1956  
John Schweizer, 1970-71-72  
Harold Schweppe, 1928  
A.B. Scott, 1901  
A. Floyd Scott, 1912  
Anthony Scott, 1991-92-93-94  
Cliff Scott, 1909-10  
Walker Scott, 2006  
Willie Scott, 2011-12-13  
Jack Seabrooke, 1977-78-79-80  
Bob Seabury, 1939-40-41  
Scott Seeliger, 1971  
Kane Seeley, 2013  
Kenny Segin, 2002-03-04  
Don Seibold, 1942-43-46  
Wayne Seibold, 1947-48  
Marv Seiler, 1990-91-92  
Bob Sennewald, 1951  
Mark Settle, 1975-76-77  
Gage Shaeffer, 2012-13  
Mel Shanda, 1943  
Mike Shane, 1987-88-89  
Willis Shaner, 1950  
E.P. Sharp, 1909  
R.G. Shaum, 1895  
Ralph Shawhan, 1926  
Norville Shearer, 1932  
Terry Sheffey, 1985-86  
Bill Shellabarger, 1972  
Casey Shelton, 2001-02-03  
Bill Sherman, 1927

Bob Shibley, 1952  
Clarence Shiflet, 1944  
Mike Shindelar, 1982-83  
Reggie Shoemake, 1970-71  
Harold Shoemaker, 1917  
Burt Shoen, 1942  
Jeff Shudak, 1987-88-89-90  
Eddie Shufford, 1997  
Clyde Shugart, 1937-38  
Harold Shugart, 1947  
Paul Shupe, 1951-52-56  
Henry Simon, 2011-12  
Jeff Simonds, 1966-67-68  
David Sims, 2009-10  
Keith Sims, 1985-86-88-89  
Herb Sindt, 1922  
Chris Singleton, 2005-06-07-08  
Vernon Singleton, 1984  
W.L. Sink, 1921  
Doug Skartvedt, 1990-91-92-93  
Paul Skartvedt, 1994-95-96  
Vern Skripsky, 1968-69  
Kyle Slifka, 2009  
Nick Slobidsky, 2007-08  
A.C. Sloss, 1911  
John Sloss, 1915-16  
Ryan Sloth, 1998-99-00  
Bob Smith, 1929-30-31  
Dick Smith, 1933  
Donnie Smith, 1992  
Forry Smith, 1974-75  
G.A. Smith, 1899  
Gerald Smith, 1931-32-33  
Greg Smith, 1978-79  
H.M. Smith, 1904-05  
Harold Smith, 1922-23  
Holloway Smith, 1926-27  
James Smith, 2006-07-08-09  
Jesse Smith, 2006-07-08-09  
Jim Smith, 1950  
John Smith, 1983-85-86-87  
Johnny Smith III, 2000-01-02-03  
Korey Smith, 2003-05  
Kyle Smith, 2005  
Sean Smith, 2008, 2010  
Tom Smith, 1938-39-40  
Tyson Smith, 2000-01-02-04  
W.A. Smith, 1909-10  
Dave Smoldt, 1981-83-84  
Elwin Snell, 1935

Roy Snell, 1968-69  
Lon Snook, 1967  
Jim Snyder, 1922-23  
Tony Sobers, 1978  
John Sokol, 1940  
John Solomon, 1975-76-77  
Jim Solus, 1978  
Jon Soucek, 1966  
Tom Southard, 1947-48  
Mike Sparks, 1991-92-93-94  
Oliver Sparks, 1955-56  
Roger Spaulding, 1957  
Maynard Spear, 1928-29-30  
Ralph Spears, 1940  
Zack Spears, 2011  
Jon Spelman, 1959-61  
Lee Spence, 1952  
Chris Spencer, 1990-91-92  
Al Spindler, 1945  
B.J. Spyksma, 1993-94-95  
Jeff St. Clair, 1994-95-96  
Cody Stafford, 2003  
Al Staidl, 1968  
Jeff Stallworth, 1979-80-81  
Rob Standard, 2013  
Don Stanley, 1966-67  
Wayne Stanley, 1973-74-76  
Otto Starzinger, 1901-02  
Tom Stawniak, 1984-85-86-87  
Bradd Steckmesser, 1971  
G.L. Steelsmith, 1896  
Ray Steffy, 1961-62  
Jim Stehbens, 1959  
Charles Steimle, 1962-63  
Andy Stensrud, 1997-98-99-00  
Maynard Stensrud, 1974-75-76  
Mike Stensrud, 1974-76-77-78  
Reggie Stephens, 2006-07-08-09  
Scott Stephenson, 2005-06  
Shawn Stevens, 1977  
S.W. Stevens, 1900-01  
Bob Stevenson, 1928  
Glen "Bus" Steward, 1949-50  
Lincoln Stewart, 1939-40-41  
Ty Stewart, 1991-92-93-94  
Al Stoecker, 1937  
Rob Stoffel, 1974-75-76  
Cliff Stokes, 2012-13  
Tim Stonerook, 1978-79-80  
Tom Stonerook, 1976-77-78

Dennis Storey, 1965-66-67  
Brad Storm, 1972-73-74  
Don Stoufer, 1904-05-06  
P.L. Stow, 1914  
Otto Stowe, 1968-69-70  
Mike Strachan, 1972-73-74  
Lee Straight, 1931  
Matt Straight, 1993-94-95  
Max Strain, 1970  
Eli Strand, 1963-64  
Bill Strickler, 1908  
Paul Strohman, 1950-54  
Cale Stubbe, 2002-03-04  
Dick Stuber, 1953  
Lloyd Studniarz, 1977-78-79-80  
Jim Stuelke, 1954-55-57  
Steve Sturek, 1959-61  
Hughes Suffren, 1985-87  
Paul Sullivan, 1959-61  
Lamar Summers, 1979-81  
RJ Sumrall, 2005-06-07-08  
Jim Sutherland, 1948  
Terry Sutton, 1970-71  
Mike Swale, 1952  
John Swan, 1915  
Ron Swanson, 1951  
Jim Sweeney, 1977-78-79  
Homer Sweet, 1922  
Larry Switzer, 1962-63  
Franz Swoboda, 1929-30-31

## T

Joe Tarr, 1899  
Simon Tarr, 1898  
Michael Tate, 2008  
Bill Taylor, 1939  
Matt Tau'fo'ou, 2010-11  
Sam Tautolo, 2011-12  
Grady Taylor, 1939  
Kurtis Taylor, 2005-07-08  
Michael Taylor, 1984-85  
Norm Taylor, 1962-63-64  
Wilford Taylor, 1911  
Tim TeBrink, 2001-02-03-04  
R.W. Tedrick, 1904  
Rudolph Tegland, 1928-29-30  
Ed TeHeltrup, 1910  
George Tellier, 1908  
H.O. Tellier, 1901-02-03  
Harold Templeton, 1931-32  
Wilfrid Tener, 1902-03-04  
John Tenges, 1945  
Ray Tenhoff, 1941  
Mike Terrizzi, 1970-71  
Waye Terry, 2003  
Weldon Thalacker, 1952-53-54  
Nigel Tharpe, 1997-98-99-00  
Home Thayer, 1916  
Starr Thayer, 1905-07  
Don Theophilus, 1932-33-34  
Paul Thibodeaux, 1985-87-88-89  
Bob Thomas, 1968  
Clint Thomas, 1993-94  
Dean Thomas, 1942  
Ernie Thomas, 1982  
Jack Thomas, 1973-74  
Kirk Thomas, 1983-84-85  
Leonard Thomas, 1940  
Norm Thomas, 1925-26  
Steve Thomas, 1982-83  
Terry Thomas, 1996  
Matt Thomas, 2013  
A.J. Thompson, 1904  
Brian Thompson, 2002-03  
E.J. Thompson, 1911  
F.E. Thompson, 1916  
Jim Thompson, 1984  
Jim Thompson, 1992-93-94  
Rickey Thompson, 2008  
Ron Thompson, 1952-53  
Tyease Thompson, 2004  
Al Thornburg, 1923-24-25  
Spencer Thornton, 2012-13  
Lee Tibbs, 2007  
Kim Tidd, 1952-53-54  
Joe Tiernan, 1913  
Jerome Tiller, 2009-10, 2012  
Jack Tilles, 1957  
John Tillo, 1948-49-50  
Marc Timmons, 2000-01-02-03  
Brandon Tinlin, 2007  
Howard Tippee, 1943  
Obert Tisdale, 1968-69-70  
Clyde Titus, 1951  
Lowell Titus, 1949-50  
John Tjaden, 2006  
Gabe Toft, 1994  
Lawrence Tollenaere, 1943  
Harry Toom, 1926  
Paul Trauger, 1928-29-30





## ALL-TIME FOOTBALL LETTERMEN

Merlin Trausch, 1965  
John Travis, 1926  
J.G. Treloar, 1921  
Russ Trenary, 1939  
Nigel Tribune, 2013  
Jack Trice, 1923  
Darrin Trieb, 1986  
Paul C. Troeger, 1909  
Ken Trommler, 1943  
Ron Troyan, 1980  
Mike Tryon, 1975-76-77  
George Tsiotsias, 1989-90  
Frank Tucker, 1916-19  
Tony Tucker, 1984-85  
Tyrone Tucker, 2000  
T.J. Tuetken, 1999  
Ethan Tuftee, 2011-12-13  
Ted Tuinstra, 1965-66  
Ab Turner, 1998-99-00  
Charles Turner, 1920  
Geoff Turner, 1994  
Paul Turner, 1982  
Ray Tweeten, 1954-55  
John Tyson, 1958  
Mike Tyson, 1973

### U

Edwin Uhl, 1913-14-15  
Chris Ulrich, 1992-93  
Bill Unsderfer, 1933  
John Usmial, 1970  
Bob Utter, 1990-92-93

### V

John Valasa, 1975  
Dick Valentine, 1930  
Caleb Van Cleave, 2004  
Tim VandelMerkt, 1979  
Larry Van Der Heyden, 1958-59-60  
Kirby Van Der Kamp, 2010-11-12-13  
Matt Van Dyke, 2012  
V.B. Vanderloo, 1917-18-19-20  
Luke Vander Sanden, 2002-03-04  
Tim Van Galder, 1964-65-66  
Trent Van Hoosen, 1985-87-88-89  
Kevin Van Meter, 1977  
John VanSicklen, 1962-63-64  
Doug Van Sloten, 1983-84-85  
Joe Vanstrom, 2007-08

Kyle Van Winkle, 2006  
Tom Vaughn, 1962-63-64  
Evan Vencil, 2008  
Hugh Vickerstaff, 1937-38  
Lou Viececi, 1978-79-80  
Boyd Viers, 2003-04  
Ralph Vincent, 1910-12  
Lindsay Vinsel, 1938-39  
Howard Voelker, 1944-45  
Bob Voetberg, 1950-51  
Henry Vogelman, 1959  
Craig Volkens, 1974-76-77  
Charles Vondra, 1986-87-88-89  
Greg Vondrak, 1972  
Ron Vorwald, 1973  
Terry Voy, 1966-68

### W

Michael Wade, 1980-81-82-83  
Michael Wagner, 2000-01-02-03  
Rex Wagner, 1943-44  
Ron Wagner, 1980  
Al Waite, 1935-36-37  
Anthony Walker, 2007  
Derrick Walker, 1999-00  
George Walker, 1980-82-83-84  
Kyle Walker, 2009  
R.A. Walker, 1899  
Shawn Walker, 1989-90-91-92  
Walter "Bo" Walker, 1952  
Joe Wall, 1911  
Leigh "Polly" Wallace, 1917-20-21  
Seneca Wallace, 2001-02  
Andy Waller, 1968-69  
Marv Walter, 1955-56-57  
Ray Walter, 1955  
Ron Walter, 1959-60  
Derek Walters, 2003  
Charles Walton, 1961-62  
Dave Ward, 1990  
Marv Warden, 1902-03-04-05  
John Warder, 1967-68  
Steve Wardlaw, 1970-71  
Hussein Warmack, 1989-90-93  
Roger Warne, 1979-81  
Meredith Warner, 1943-44  
Curtis Warren, 1986-88  
Chris Washington, 1980-81-82-83  
Jacques Washington, 2010-11-12-13  
Jerry Washington, 1977-78

Tony Washington, 1968-69-70  
Glenn Waterhouse, 1993  
Jeff Waters, 1998-99  
Dan Watkins, 1989-90-91-92  
Thaddeus Watkins, 1980  
Tom Watkins, 1958-59-60  
Ty Watley, 1996-97  
Al Watson, 1983-84-85  
Jansen Watson, 2010-11-12-13  
Cleal Watts, 1923  
Tom Watts, 1904  
Don Webb, 1958-59-60  
John Webb, 1919-20  
Ralph Weber, 1929  
Vic Weber, 1946-47  
Les Webster, 1965-66-67  
Bill Weeks, 1948-49-50  
Mark Weidemann, 1980  
Steve Weidemann, 1977-78  
Eric Weiford, 1998-99-00  
Chris Weir, 2007-08  
Walter Weiss, 1926-27  
Chad Welding, 1986-87-88  
Bob Wellendorf, 1954  
Ken Wells, 1929-30-31  
Rick Wells, 1986-87  
Aaron Wendel, 2003  
W.W. Wentch, 1896  
Edwin Wernentin, 1925  
Steve Weron, 1989-90-91  
Jack West, 1937-38-39  
Jarvis West, 2011-12-13  
Quan West, 2013  
Bruce Westemeyer, 1983-84-85  
Roger Westman, 1957-58  
Ed Weyrauch, 1911-12  
Russ Whalen, 1947-48  
Charles Wheeler, 1923  
Chris Whitaker, 1999-00-02-03  
Robert Whitaker, 1920  
Dean White, 1988  
E. L. White, 1920  
James White, 2010-11-12-13  
Lorenzo White, 2000-01  
Rick White, 1976-77-78  
Stewart White, 1919-20  
Jack Whitver, 2001-02-03  
Ed Wiemer, 1925  
Harley Wilcox, 1929  
Dick Wilcox, 1928-29-30

Tom Wilcox, 1971  
Henry Wilder, 1938-40  
Sy Wilhelmi, 1948-50  
Doug Wilke, 1972-73  
Bill Wilkinson, 1991  
Brian Wilkinson, 1993-94  
Charles Wilkinson, 1968-69-70  
Ron Wilkinson, 1988  
Wendell "Bud" Willer, 1946  
Tom Willett, 1907  
Bob Williams, 1968-69-70  
Drenard Williams, 2006  
Ed Williams, 1994-95-96-97  
Gene Williams, 1987-88-89-90  
Jake Williams, 2008-09-10  
Kevin Williams, 1983-84  
L.A. Williams, 1909  
Lester Williams, 1982-83-84-85  
Lopey Williams, 1987  
Mark Williams, 1973-76  
Marlowe Williams, 1932-33-34  
Mike Williams, 1974-75-76  
Otis Williams, 1902-03  
Otis Williams, 1962-63-64  
Roe Williams, 1942  
Scott Williams, 1982-83-84  
Sherman Williams, 1989-90-91-92  
Tracy Williams, 1995-96-97  
W.H. Williams, 1902  
R.H. Wilmarth, 1908-09  
B.W. Wilson, 1895-96  
Ben Wilson, 1904-05-06  
Bill Wilson, 1952-53  
Dave Wilson, 1912  
James W. Wilson, 1895-96  
Jim Wilson, 1977-78  
Kevin Wilson, 1995-96-97-98  
Merle Wilson, 1920  
Ray Wilson, 1913-14  
Lee Wiltsie, 1943-46  
Aaron Wimberly, 2013  
Vern Winfrey, 1949  
Jim Wingender, 1974-75  
Claire Wingert, 1922-23  
Wes Winnekins, 1984  
Jim Winstead, 1958  
Wilbur Winter, 1933-34  
Jimmy Wipert, 1964-65  
Mark Withrow, 1968-69-70  
Jeff Wodka, 1982-83-84-85

Bill Wolfe, 1956  
A.E. "Deac" Wolters, 1921-22  
O.P. Woodburn, 1895  
Joe Woodley, 2000-01-02-03  
Tom Woolwine, 1971  
David Wonders, 2009  
Walker Woods, 2011-12  
Walter Woods III, 2011-12-13  
Jeff Woody, 2010-11-12-13  
Matt Word, 1999-00-01-02  
Worden, 1902  
Henry Wormhoudt, 1913  
David Worsham, 1980  
Mel Wostoupal, 1953-54-55  
Charles Wright, 1943-44-46  
James Wright, 2003-04

### Y

Josh Yates, 1997  
Mike Ybarra, 1972  
Tony Yelk, 2001-02-03-04-05  
Anthony Young, 2010  
Chris Young, 2011-12  
Henry "Lafe" Young, 1918-19-20  
Ira Young, 1922-23  
Lance Young, 2001-02-03  
Randy Young, 1973-74-75  
Wes Young, 1919  
Roger Youngblut, 1983-84  
Jeff Yurchak, 1978

### Z

Seth Zehr, 2003-04-05-06  
Dakota Zimmerman, 2008-09-10-11  
Leland Zink, 1919  
Joel Zitek, 2008-09  
Charles Zlomke, 1945-46

*\* Honorary letterman*



## CYCLONE ALL-AMERICANS



**Jake Knott**  
Linebacker (2012)

Iowa State's second linebacker to earn All-America honors ... a fourth-team All-American by *Phil Steele Magazine* ... also earned All-Big 12 first-team honors from *The Associated Press* and the coaches in 2012 ... finished season with 79 tackles despite missing final five games of the season with a shoulder injury ... finished career with 347 tackles, good for seventh all-time at Iowa State ... was on Bednarik, Butkus, Nagurski and Rotary Lombardi Watch Lists ... two-time co-captain.



**Kelechi Osemele**  
Left Tackle (2011)

A first-team selection by *Sports Illustrated* ... selected in the second round (60th pick) of the NFL draft by the Baltimore Ravens ... 2011 first-team All-Big 12 pick by the coaches and *The Associated Press* ... played in 49 career games and finished career making 44 consecutive starts ... was on the preseason watch lists for the Rotary Lombardi Trophy and the Outland Trophy ... earned all-conference honors three times in his career ... 2011 co-captain ... won a Super Bowl ring as a starter on the Ravens' Super Bowl XLVII champion team.



**Ben Bruns**  
Center (2000)


A third-team choice by *Football News* ... the first-team all-Big 12 center (*The Associated Press*, *Football News*) overcame two knee surgeries to make 37 career starts ... blocked for a 1,000-yard rusher in each of his four collegiate seasons ... Cyclones ranked second in the Big 12 and allowed just seven sacks his senior season ... graded out at championship level in every game his senior season ... also an academic all-Big 12 honoree.



**Troy Davis**  
Running Back (1995, 1996)

Led the nation in rushing for two consecutive seasons in 1995 and 1996 and is the only player in NCAA FBS history with two 2,000 rushing yard seasons ... holds the fourth and 22nd-best single-season rushing totals in NCAA history, compiling 2,010 yards in 1995 and 2,185 yards in 1996 ... finished second in Heisman Trophy balloting in 1996 after finishing fifth the previous year ... a two-time consensus All-America choice ... holds NCAA sophomore rushing yardage and rushing yards per game records ... compiled 4,195 yards in two seasons, the most prolific two-year rushing total in NCAA history ... has the fourth-highest single-game rushing total in NCAA FBS history, running for 378 yards against Missouri (Sept. 28, 1996) ... holds nearly every school rushing record ... played three seasons with the New Orleans Saints ... played eight seasons in the CFL, leading Edmonton to the 2005 Grey Cup Championship.

**Doug Skartvedt**



Offensive Tackle (1993)

A four-year starter ... was named to *The Associated Press*' third All-America team ... earned AP first-team all-Big Eight honors as a senior ... was all-Big Eight his junior year despite playing most of the season with broken bones in his left hand and a twisted left knee ... graded out at championship level in every game his senior season ... Iowa State's 1993 rushing attack was the second-most prolific in the history of Cyclone football and Skartvedt was the biggest reason for the major increase ... invited to play in the Hula Bowl and the Blue-Gray Bowl ... signed a free agent contract with the Los Angeles Raiders.



**Gene Williams**  
Offensive Guard (1990)

A third-team choice by the Gannett News Service in 1990 ... the offensive guard also was a first-team all-Big Eight pick as a senior in 1990 ... drafted in the fifth round by the Miami Dolphins and also played for the Cleveland Browns and Atlanta Falcons ... was a second-team all-conference selection his junior season ... selected as ISU's Outstanding Offensive Lineman in 1990 ... played in the Blue-Gray Bowl.



**Blaise Bryant**  
Tailback (1989)

A third-team All-America selection following his junior season by *The Associated Press* ... also a first-team all-Big Eight choice in 1989 by AP, UPI and the Big Eight Conference coaches ... *Playboy* pre-season All-America selection in 1990 ... led Big Eight Conference in rushing with 1,516 yards, and in scoring with 120 points ... both were then-ISU school records ... also set records for most touchdowns and rushing touchdowns scored in a season (19), most all-purpose yards (1,718) and most 200-yard games in a season (2) ... tied the then-school record for most 100-yard games in a season with seven ... gained 213 yards in his Cyclone debut against Ohio, the most ever by a Big Eight running back in his first game ... played in the East-West Shrine game ... a sixth-round selection by the New York Jets ... spent four seasons with the CFL's Winnipeg Blue Bombers.



# IOWA STATE FOOTBALL

## CYCLONE ALL-AMERICANS



**Mike Busch**  
Tight End (1989)

First-team All-America selection at tight end following the 1989 season by UPI, Kodak and the Walter Camp Foundation ... first-team all-Big Eight selection by AP, UPI and the Big Eight coaches in 1989 ... also a baseball All-American at first base in 1990 ... named 1990 Big Eight Athlete of the Year ... finished his senior season with 375 yards on 23 receptions ... career total of 1,061 yards ... tallied 78 career receptions ... played in the East-West Shrine game ... drafted in the 10th round of the 1990 NFL draft by Tampa Bay ... also drafted in the fourth round of the 1990 Major League Baseball draft by the Los Angeles Dodgers and chose to pursue his professional baseball career ... debuted for the Dodgers in the major leagues in 1995.



**Tracy Henderson**  
Wide Receiver (1983, 1984)

Two-time All-American, earning national acclaim in 1983 and 1984 ... ended his career as the Big Eight Conference record holder for career receptions with 150 and the ISU then-career leader for reception yardage with 2,048 ... caught 81 passes for 1,051 yards in 1983, setting ISU and Big Eight marks for receptions in a season, receiving yards in a season and receptions in a game with 16 catches at Kansas State ... also set the ISU record for touchdown receptions in a season ... first receiver ever in the Big Eight Conference to amass 1,000 reception yards in a single season ... fifth-round draft pick of the New York Giants.



**Karl Nelson**  
Offensive Tackle (1982)

All-American offensive tackle in 1982 ... two-time all-Big Eight selection and a three-time all-Big Eight academic pick ... named the Cyclones' top offensive lineman three consecutive years ... played in the East-West Shrine game ... drafted by the New York Giants in the third round ... retired after four seasons with the Giants and is now a broadcaster for the team ... wrote "Life on the Line," his autobiography chronicling his comeback from Hodgkin's Disease.



**Dwayne Crutchfield**  
Tailback (1980)

All-American tailback in 1980, when he rushed for a then-ISU single-season record of 1,312 yards ... his 2,501 career rushing yards rank him 10th on that list ... scored 104 points in 1981, then also an ISU school record ... two-time all-Big Eight selection ... Hula and Olympia Bowl selection ... played with the New York Jets, Houston Oilers and Los Angeles Rams in the National Football League.



**Dexter Green**  
Tailback (1978)

ISU's third-leading career rusher with 3,437 yards ... All-American in 1978 ... tied for second on career scoring chart with 228 points ... totaled 3,500 yards of total offense in his career ... one of nine ISU players to rush for 200 yards in a game with a 214-yard effort against Missouri in 1976 ... two-time all-Big Eight tailback ... Hula, Japan and Olympia Gold Bowl participant.



**Mike Stensrud**  
Defensive Tackle (1978)

Led the Cyclones to back-to-back bowl berths in 1977 (Peach Bowl) and 1978 (Hall of Fame Bowl) ... selected as an All-American at defensive tackle in 1978 ... also named all-Big Eight at defensive tackle in both 1977 and 1978 ... recorded 306 tackles during his four-year career at Iowa State ... selected to play in both the Hula Bowl and Senior Bowl ... enjoyed an 11-year NFL career with the Houston Oilers, Minnesota Vikings, Tampa Bay Buccaneers, Kansas City Chiefs and Washington Redskins.



**Ron McFarland**  
Nose Guard (1977)

The nose guard was a second-team All-America selection his senior season by *Football News* in 1977 ... earned the honor despite playing in only six games after injuring his knee against Oklahoma ... a four-year starter for the Cyclones (1973-74-75-77) ... redshirted in 1976 ... member of ISU's 1977 team that played N.C. State in the Peach Bowl.



**Luther Blue**  
Split End (1976)

Earned All-America recognition at split end in 1976 ... also an all-Big Eight Conference pick in 1976 ... caught 69 passes for 1,274 yards in his three-year collegiate career ... still holds ISU record for career kick return average with 1,006 yards on 38 returns ... recorded third longest kickoff return for a touchdown with his 95-yard return in the 1976 victory over Nebraska ... played in one postseason game, the Senior Bowl ... caught the first touchdown pass in Jack Trice Stadium ... played professional football with the Detroit Lions, Philadelphia Eagles and Toronto Argonauts (CFL).





## CYCLONE ALL-AMERICANS



**Barry Hill**  
Safety (1974)

Iowa State's only All-American safety, earning recognition in 1974 ... intercepted a school-record four passes against Kansas as a senior in 1974 ... holds Iowa State and Big Eight Conference records for interceptions in a season with nine in 1974 ... holds ISU and conference career records for interceptions with 21 ... only Cyclone to play in four post-season classics ... played in the Blue-Gray Bowl, Lions' Club All-American Bowl, All-American Game and the East-West Shrine Game ... played two NFL seasons (1975-76) with the Miami Dolphins.



**Matt Blair**  
Linebacker (1973)

One of the top linebackers ever at Iowa State ... earned All-America and all-Big Eight Conference recognition at rover in 1973 ... played on the 1971 Cyclone squad that went to the Sun Bowl ... recorded 121 tackles during 1971 campaign ... selected to play in three postseason games, including the Hula Bowl, the East-West Shrine Game and the Senior Bowl ... starred with the Minnesota Vikings from 1974-85 ... was selected to play in the Pro Bowl six times.



**Geary Murdock**  
Offensive Guard (1972)

One of three Iowa State All-Americans in 1972 when the Cyclones earned a berth in the Liberty Bowl ... selected all-conference at offensive guard in 1972 ... played in the Lions' Club All-American Bowl ... spent two seasons in the CFL with Calgary and British Columbia.




**Merv Krakau**  
Defensive End (1972)

Iowa State's first defensive All-American ... selected as All-American defensive end in 1972 when the Cyclones played in the Liberty Bowl ... also an all-Big Eight Conference performer at defensive end in 1972 ... played in the Senior Bowl ... played professional football with the Buffalo Bills and the New England Patriots.



**George Amundson**  
Quarterback (1972)

One of two All-American quarterbacks in Iowa State gridiron history ... earned national acclaim in 1972, leading the Cyclones to a berth in the Liberty Bowl ... ranks sixth on ISU's total offense chart with 4,798 yards ... only Iowa State player to rush for 2,000 yards (2,130) as well as pass for 2,000 yards (2,668) during his career ... tied for sixth on the ISU single season rushing list (1,260) and 11th on the total offense chart (2,387) ... played in three post season games, the East-West Shrine Game, the Hula Bowl and the All-Star Game ... also played professional football with the Houston Oilers and the Philadelphia Eagles from 1973-75.



**Eppie Barney**  
Wide Receiver (1966)

Ranks as one of the top receivers in Iowa State gridiron history ... All-American receiver in 1966 ... all-Big Eight Conference selection in both 1965 and 1966 ... caught 97 passes for 1,350 yards in his three-year collegiate career ... selected to play in two post-season games, including the Blue-Gray Bowl and the Senior Bowl ... played two seasons of professional football with the Cleveland Browns.



**John Van Sicklen**  
Offensive Tackle (1964)

All-American performer at offensive tackle in 1964 ... Iowa State's third offensive lineman to be selected to an All-America squad ... also tabbed a Big Eight all-conference tackle the same season ... selected to play in the Blue-Gray Bowl and the Senior Bowl ... inducted into ISU's Letterwinners Club Hall of Fame in 2014.



**Tom Vaughn**  
Fullback (1963)

Won All-America accolades at fullback in 1963 ... earned all-Big Eight Conference honors at fullback in 1963 and at defensive back in 1964 ... rushed for 1,889 yards during his three-year collegiate career ... scored 139 points during his career ... played in the East-West Shrine Game and the Hula Bowl ... played seven years of professional football with the Detroit Lions ... former Iowa State assistant football coach under Earle Bruce, helping the Cyclones to bowl berths in 1977 and 1978.




**Tom Watkins**  
Fullback (1960)

Earned All-America honors at fullback in 1960 ... rushed for 1,605 yards during his three-year collegiate career ... two-time all-Big Eight Conference selection ... finished second in the nation in rushing yardage in 1959 ... appeared in the East-West Shrine Game, the Hula Bowl and the Lions' Club All-American Bowl following the 1960 season ... played professional football from 1961-68 with the Cleveland Browns, Detroit Lions and Pittsburgh Steelers.



## CYCLONE ALL-AMERICANS




**Dave Hoppmann**  
Tailback (1961, 1962)

One of three ISU two-time All-America selections... earned All-America honors at tailback in both 1961 and 1962 ... also earned all-Big Eight Conference honors those same two seasons ... led the nation in total offense with 1,638 yards during the 1961 season ... until 1995, he held the record for rushing yardage in a game, with 271 yards against Kansas State in 1961 ... played in the Blue-Gray Bowl, the Senior Bowl and the All-American Game ... played in the Canadian Professional Football League from 1962-67.




**Dwight Nichols**  
Running Back (1959)

All-American tailback during 1959 season ... captain of the famed "Dirty Thirty" team of 1959 ... three-time all-Big Eight Conference selection at tailback ... first ISU player to rush for over 2,000 yards during his career, compiling 2,232 total yards ... also named to the 1959 academic all-conference team ... finished as the No. 3 rusher in the nation in 1958 and 1959 ... played in the Hula Bowl, Blue-Gray Game and Optimist Bowl.



**Jim Doran**  
Wide Receiver (1950)

Earned All-America honors at end in 1950 ... also a two-time all-Big Seven Conference selection ... caught 79 passes for 1,410 yards during his three-year career at Iowa State ... formerly held the school mark for reception yards in a game with 203 yards vs. Oklahoma in 1950 ... that record stood for 34 years until Tracy Henderson broke it in 1984 ... appeared in the East-West Shrine Game, and was the first Cyclone to receive an invitation to play in the Hula Bowl ... played professional football from 1951-61 with the Detroit Lions and the Dallas Cowboys ... two of his sons, Lant and Jim, played for Jim Walden at ISU ... in 1991, the Jim Doran Award was established to honor the outstanding Iowa State performer on special teams.



**Jack Fathauer**  
Offensive Guard (1944)

The offensive guard came to Iowa State for Navy V-12 training while in service during World War II ... was a second-team All-America choice by Bill Stern in *Look Magazine* ... an all-Big Six guard in 1944 and 1945 ... ISU was 6-1-1 in 1944 and finished second in the league ... a four-time letterwinner (1943-46).



**Ed Bock**  
Offensive Guard (1938)

Iowa State's first consensus All-America selection ... chosen in 1938 as an All-America offensive guard ... also a two-time Big Six selection at guard ... only Cyclone football player to be inducted into the National Football Hall of Fame ... first ISU player to appear in a post-season all-star game, playing in the East-West Shrine game, the Dallas Dream Game and the *Chicago Tribune* College All-Star Game ... became the president of Monsanto Chemical Co.



**Everett Kischer**  
Quarterback (1938)

Was a standout quarterback at Iowa State and leader of the 1938 squad which ranks as one of the best in Cyclone history ... was a third-team selection by the News Enterprise Association ... the native of Albert City, Iowa, was also an all-Big Six selection in 1938 ... in the 1938 game vs. Kansas State, his passing led to two Cyclone touchdowns which kept ISU's undefeated season going into the season finale against Oklahoma for a berth in the Orange Bowl ... played in the *Chicago Tribune* College All-Star Game ... was drafted by the Chicago Bears.



**Ike Hayes**  
Offensive Guard (1935)

Ike Hayes, brother of former legendary Ohio State coach Woody Hayes, was a second-team News Enterprise Association selection in 1935 ... was an offensive guard who also was selected all-Big Six in 1934 and 1935 ... served as a veterinarian in the Waterloo area and was active on the ISU athletic council.



## CYCLONE ALL-AMERICANS



### **Fred Poole**

Punter (1934)

Honored as an All-American punter in 1934 ... also played basketball and ran track for Iowa State College, lettering eight times ... best known for his booming punts that left Iowa deep in its own territory and helped the Cyclones to a

31-6 win ... averaged 55 yards on 12 punts in that game ... was an all-conference end in 1934 ... played halfback in 1935 and 1936 ... served as Cyclone Club president.



### **Polly Wallace**

Center (1920)

Honored as an All-American center in 1920 ... was also an all-Missouri Valley Conference selection at that position ... captained the team in his senior season, 1921.



### **Dick Barker**

Offensive Guard (1919)

Was an All-America selection on the Eckersall team in the *Chicago Tribune* in 1919 ... also made Knute Rockne's All-American list ... was an all-Missouri Valley guard in 1917 and 1919 ... was the second ISU player to play profes-

sional football, signing with the Chicago Bears in 1921 ... he and 1920 All-American Polly Wallace both came to Iowa State College from Oklahoma City ... both also wrestled for ISU ... Barker was enshrined in the College Wrestling Hall of Fame in 1991 ... coached football and wrestling at Cornell College in Mt. Vernon, Iowa, in 1922, and then went to the University of Michigan where he started their wrestling program ... returned to Cornell and again directed that wrestling program until the early 1940s.





# IOWA STATE FOOTBALL

## CYCLONE NFL DRAFTEES

Year	Name (Round/Overall Selectio Team)				
2014	Jeremiah George (5/154/NY Jets)				
2013	A.J. Klein (5/148/Carolina)				
	Carter Bykowski (7/246/San Francisco)	1974			
2012	Kelechi Osemele (2/60/Baltimore)				
2009	Reggie Stephens (7/228/Cincinnati)				
2008	Alvin Bowen (5/147/Buffalo)				
	Ahtyba Rubin (6/190/Cleveland)				
2007	Aaron Brant (7/241/Chicago)				
2006	Tim Dobbins (5/151/San Diego)	1973			
2005	Ellis Hobbs (3/84/New England)				
2003	Seneca Wallace (4/110/Seattle)				
2002	Mike Banks (7/223/Arizona)				
2001	Reggie Hayward (3/87/Denver)				
	Sage Rosenfels (4/109/Washington)	1972			
	James Reed (7/206/NY Jets)	1971			
1998	Oliver Ross (5/138/Dallas)				
1997	Troy Davis (3/62/New Orleans)				
	Tim Kohn (3/85/Oakland)				
1991	Marcus Robertson (4/102/Houston)				
	Gene Williams (5/121/Miami)	1969			
	Blaise Bryant (6/148/NY Jets)	1968			
1990	Keith Sims (2/39/Miami)				
	Mike Busch (10/254/Tampa Bay)				
1989	Joe Henderson (10/273/New Orleans)	1967			
1987	Dennis Gibson (8/203/Detroit)				
	Terrence Anthony (9/236/Atlanta)				
	Bill Berthussen (12/321/NY Giants)				
1986	Jim Luebbers (9/241/NY Giants)	1966			
1985	Tracy Henderson (5/132/NY Giants)				
1984	Chris Washington (6/142/Tampa Bay)				
	Bruce Reimers (8/204/Cincinnati)	1965			
	Dan Martin (11/288/NY Jets)				
1983	Karl Nelson (3/70/NY Giants)				
1982	Dwayne Crutchfield (3/79/NY Jets)				
	Dan Johnson (7/170/Miami)				
1981	Kenny Neil (7/169/NY Jets)				
1979	Mike Stensrud (2/31/Houston)	1964			
1978	Tom Randall (7/194/Dallas)				
1977	Luther Blue (4/96/Detroit)	1963			
	Al Dixon (7/178/NY Giants)				
	Otis Rodgers (8/211/NY Giants)				
	Dave Greenwood (12/320/Detroit)	1961			
1976	Bob Bos (9/239/Seattle)				
	Greg Pittman (11/306/Denver)				
	Forry Smith (11/309/Buffalo)				
	Randy Young (11/339/Miami)	1960			
1975	Barry Hill (5/127/Miami)				
	Mike Strachan (9/216/New Orleans)				
			Brad Storm (12/288/Baltimore)	1959	Gale Gibson (22/262/NY Giants)
			Andre Roundtree (12/300/Detroit)	1958	John Scheldrup (15/179/Detroit)
			Tom Goedjen (16/414/Minnesota)		Bill Martin (21/252/Cleveland)
			Matt Blair (2/51/Minnesota)	1957	Ed Muelhaupt (26/311/Detroit)
			Ike Harris (4/91/St. Louis)	1955	Herb McDermott (11/132/Detroit)
			Keith Krepfle (5/115/Philadelphia)	1953	Bill Byrus (19/222/Chicago Bears)
			Ted Jornov (13/335/Cincinnati)		Rollie Arns (20/236/Philadelphia)
			Willie Jones (15/381/Atlanta)	1952	Malcolm Schmidt (15/173/Philadelphia)
			Larry Hunt (15/387/Pittsburgh)		Stan Campbell (18/213/Detroit)
			George Amundson (1/14/Houston)		Maury Schnell (23/269/Philadelphia)
			Dave McCurry (5/130/Miami)	1951	Jim Doran (5/55/Detroit)
			George Campbell (7/170/Atlanta)		Bob Jensen (10/113/Washington, from Baltimore)
			Geary Murdock (11/274/Minnesota)		Bill Weeks (18/213/Philadelphia)
			Merv Krakau (14/344/Buffalo)	1950	Webb Halbert (20/255/Chicago Cardinals)
			Dean Carlson (7/179/Kansas City)		Bob Angie (21/270/Chicago Bears)
			Otto Stowe (2/47/Miami)	1949	Dean Laun (19/190/Chicago Cardinals)
			Therman Couch (9/231/San Francisco)	1948	Bob Jensen (17/108/Brooklyn, AAFC)
			Jeff Allen (13/329/St. Louis)		Bob Jensen (13/109/Boston, NFL)
			Tom Lorenz (14/360/Detroit)	1947	Laverne Camaratta (12/96/Detroit)
			Darrell Jansonius (16/406/Kansas City)	1945	Charley Wright (24/248/Chicago Bears)
			Sam Campbell (11/275/Chicago)	1944	Howard Tippee (25/261/Pittsburgh)
			Doug Robinson (10/254/New Orleans)	1943	Paul Darling (16/142/Philadelphia)
			Tom Busch (10/259/St. Louis)		Royal Lohry (21/191/Detroit)
			Les Webster (14/355/Cincinnati)	1941	Henry Wilder (8/70/Washington)
			Larry Carwell (3/56/Houston)	1939	Charlie Heileman (7/56/Chicago Bears)
			Eppie Barney (3/72/Cleveland)		Ed Bock (13/116/Chicago Bears)
			Ted Tuinstra (7/166/Detroit)		Gordon Reupke (16/143/Cleveland)
			Dick Schafroth (10/240/Atlanta)		Clyde Shugart (17/158/Washington)
			Tim Van Galder (2nd round, AFL Redshirt, Houston)		Paul Morin (18/165/Brooklyn)
			Tim Van Galder (6/88/St. Louis, NFL Future Pick)		Ev Kischer (22/196/Chicago Bears)
			Dick Kasperek (16/238/St. Louis)		
			Roosevelt Ellerbe (8th round, AFL Redshirt, Kansas City)		
			Tommy Vaughn (11th round, AFL, Denver)		
			Mike Cox (12th round, AFL, Kansas City)		
			John Berrington (12th round, AFL, NY Jets)		
			Tommy Vaughn (5/57/Detroit)		
			Roosevelt Ellerbe (19/258/Washington, NFL Future Pick)		
			Ozzie Clay (17/227/Washington)		
			Dave Hoover (18/248/St. Louis)		
			Chuck Walton (13/98/San Diego, AFL)		
			Chuck Walton (4/55/Detroit)		
			Dave Hoppmann (7/87/NY Giants)		
			Tom Watkins (8th round, AFL, Oakland)		
			Jim Morgan (21st round, AFL, Denver)		
			Don Webb (24th round, AFL, Boston)		
			Jerry Morgan (20/268/Dallas)		
			Dwight Nichols (Buffalo, AFL "Second Selection")		
			Tom Watkins (15/177/Cleveland)		
			Jim Doran (Dallas Expansion Draft, from Detroit)		

### NOTES

- \* All drafts are NFL unless otherwise noted
- \* Bob Jensen is the only Cyclone to be drafted three times: 1948 AAFC (12/16/47), 1948 NFL (12/19/47) and 1951 NFL (1/19/51)
- \* Tommy Vaughn was drafted twice on the same day (11/28/64)
- \* Roosevelt Ellerbe was drafted twice on the same day (11/28/64)
- \* Tim Van Galder was drafted on successive days (11/27-28/65)
- \* Chuck Walton was drafted twice in three days (12/1,3/62)



# IOWA STATE FOOTBALL

## CYCLONES IN THE PROFESSIONAL RANKS

\*Players included must have played in at least one regular-season or post-season game

Jeff Allen	DB	St. Louis Cardinals 1974
George Amundson	RB	Houston Oilers 1973-74, Philadelphia Eagles 1975
Terrence Anthony	DB	St. Louis Cardinals 1987
David Archer	QB	Atlanta Falcons 1984-87, Washington Redskins 1988, San Diego Chargers 1989
Tony Baker	RB	New Orleans Saints 1968-71, Philadelphia Eagles 1971-72, Los Angeles Rams 1973-74, San Diego Chargers 1975
Mike Banks	TE	Arizona Cardinals 2002-03
Dick Barker	G	Chicago Staleys 1921, Rock Island Independents 1921
Eppie Barney	WR	Cleveland Browns 1967-68
Joe Beauchamp	DB	San Diego Chargers 1966-75
Bill Berthussen	NT	Cincinnati Bengals 1987, New York Giants 1987
Matt Blair	LB	Minnesota Vikings 1974-85
Luther Blue	WR	Detroit Lions 1977-79, Philadelphia Eagles 1980
Alvin Bowen	LB	Jacksonville Jaguars 2010
Carl Brettschneider	LB	Chicago Cardinals 1956-59, Detroit Lions 1960-63
Stan Campbell	OG	Detroit Lions 1952-58, Philadelphia Eagles 1959-61, Oakland Raiders 1962
Tommy Campbell	DB	Philadelphia Eagles 1976
Dean Carlson	QB	Kansas City Chiefs 1974
Jordan Carstens	DL	Carolina Panthers 2004-06
Larry Carwell	DB	Houston Oilers 1967-68, Boston Patriots 1969-70, New England Patriots 1971-72
Ozzie Clay	WR	Washington Redskins 1964
Hal Crisler	OE/DE/DB	Boston Patriots 1946-47, Washington Redskins 1948-49, Baltimore Colts 1950
Dwayne Crutchfield	RB	New York Jets 1982-83, Houston Oilers 1983, Los Angeles Rams 1984
Troy Davis	RB	New Orleans Saints 1997-99
Al Dixon	TE	New York Giants 1977-79, Kansas City Chiefs 1979-82, Philadelphia Eagles 1983, San Francisco 49ers 1984
Tim Dobbins	LB	San Diego Chargers 2006-09, Miami Dolphins 2010, Houston Texans 2011-13
Jim Doran	OE/DE	Detroit Lions 1951-59, Dallas Cowboys 1960-61
Todd Doxzon	WR	Miami Dolphins 1998
Alex Espinoza	QB	Kansas City Chiefs 1987
Mike Fitzgerald	DB	Minnesota Vikings 1966-67, New York Giants 1967, Atlanta Falcons 1967
Collin Franklin	TE	Tampa Bay Buccaneers 2011
Dennis Gibson	LB	Detroit Lions 1987-93, San Diego Chargers 1994-95
Kelly Goodburn	P	Kansas City Chiefs 1987-90, Washington Redskins 1990-93
Buddy Hardeman	RB	Washington Redskins 1979-80
Ike Harris	WR	St. Louis Cardinals 1975-77, New Orleans Saints 1978-81
Reggie Hayward	DE	Denver Broncos 2001-04, Jacksonville Jaguars 2005-09
Charlie Heileman	OE/DE	Chicago Bears 1939
Brad Henke	DE/NT	Denver Broncos 1989
LaMarcus Hicks	DB	Detroit Lions 2007-08
Barry Hill	DB	Miami Dolphins 1975-76
Chuck Hill	FB/WB/E	Rock Island Independents 1925
Ellis Hobbs	DB	New England Patriots 2005-08, Philadelphia Eagles 2009-10

Andrew Jackson	RB	Houston Oilers 1987
Leonard Johnson	DB	Tampa Bay Buccaneers 2012-13
Vince Jasper	OG	New York Jets 1987
Bob Jensen	DE/OE	Chicago Rockets (AAFC) 1948, Chicago Hornets (AAFC) 1949, Baltimore Colts 1950
Dan Johnson	TE	Miami Dolphins 1983-87
Dick Kasperek	C	St. Louis Cardinals 1966-68
A.J. Klein	LB	Carolina Panthers 2013
Jake Knott	LB	Philadelphia Eagles 2013
Merv Krakau	LB	Buffalo Bills 1973-78, New England Patriots 1978
Keith Krepfle	TE	Philadelphia Eagles 1975-81, Atlanta Falcons 1982
Chuck Lamson	DB	Minnesota Vikings 1962-63, Los Angeles Rams 1965-67
Greg Liter	DE	San Francisco 49ers 1987, Philadelphia Eagles 1987
Roy Longstreet	C	Racine Tornados 1926
Jeremy Loyd	LB	St. Louis Rams 2005
Aaron Manning	DB	Cincinnati Bengals 1987
Frank Mayer	G/T	Green Bay Packers 1927
Dave McCurry	DB	New England Patriots 1974
J.J. Moses	WR/KR	Green Bay Packers 2002, Houston Texans 2003-04, Arizona Cardinals 2005
Ed Muelhaupt	OG	Buffalo Bills 1960-61
Kenny Neil	DE/DT	New York Jets 1981-83, Houston Oilers 1987
Karl Nelson	OT	New York Giants 1984-86, 1988
Mark Nelson	OT	Kansas City Chiefs 1987
Tony Norman	DE	Minnesota Vikings 1987
Kelechi Osemele	G	Baltimore Ravens 2012-13
Tom Randall	OG	Dallas Cowboys 1978, Houston Oilers 1979



Seneca Wallace spent 10 seasons in the NFL as a quarterback for the Seattle Seahawks, Cleveland Browns and Green Bay Packers. Wallace was Big 12 Offensive Newcomer of the Year in 2001.



# IOWA STATE FOOTBALL

## CYCLONES IN THE PROFESSIONAL RANKS

James Reed	DT	New York Jets 2001-05, Kansas City Chiefs 2006-07
Lew Reeve	T	Chicago Tigers 1920
Bruce Reimers	OT/OG	Cincinnati Bengals 1984-91, Tampa Bay Buccaneers 1992-93
Guy Roberts	WB/FB/TB/BB	Canton Bulldogs 1926, Pottsville Maroons 1927
Marcus Robertson	DB	Houston Oilers 1991-96, Tennessee Oilers 1997-98, Tennessee Titans 1999-2000, Seattle Seahawks 2001-02
Sage Rosenfels	QB	Miami Dolphins 2002-05, Houston Texans 2006-08 New York Giants 2010
Oliver Ross	OL	Dallas Cowboys 1998, Pittsburgh Steelers 2001-04 Arizona Cardinals 2005-06
Ahtyba Rubin	NT	Cleveland Browns 2008-13
Clyde Shugart	G/LB/T	Washington Redskins 1939-44
David Sims	S	Philadelphia Eagles 2012
Keith Sims	OG	Miami Dolphins 1990-97, Washington Redskins 1998-2000
Tyson Smith	LB	New York Giants 2006
Mike Stensrud	NT/DT/DE	Houston Oilers 1979-85, Minnesota Vikings 1986, Tampa Bay Buccaneers 1987, Kansas City Chiefs 1988, Washington Redskins 1989
Otto Stowe	WR	Miami Dolphins 1971-72, Dallas Cowboys 1973, Denver Broncos 1974
Mike Strachan	RB	New Orleans Saints 1975-80
Eli Strand	OG	Pittsburgh Steelers 1966, New Orleans Saints 1967
Viv Vanderloo	FB	Rock Island Independents 1921
Tim Van Galder	QB	St. Louis Cardinals 1972
Tommy Vaughn	DB	Detroit Lions 1965-71
Seneca Wallace	QB	Seattle Seahawks 2005-09, Cleveland Browns 2010-11, Green Bay Packers 2013
Chuck Walton	OG	Detroit Lions 1967-74
Chris Washington	LB	Tampa Bay Buccaneers 1984-88, Phoenix Cardinals 1990
Tom Watkins	HB	Cleveland Browns 1961, Detroit Lions 1962-67, Pittsburgh Steelers 1968
Don Webb	DB	Boston Patriots 1961-62, 1964-70, New England Patriots 1971
Gene Williams	OT/OG	Miami Dolphins 1991-92, Cleveland Browns 1993-94, Atlanta Falcons 1995-99
Kevin Williams	DB	Washington Redskins 1985, Buffalo Bills 1986, Washington Redskins 1988
Randy Young	OT	Tampa Bay Buccaneers 1976

### Cyclones in the CFL

David Archer	QB	Sacramento Gold Miners 1993-94, San Antonio Texans 1995, Ottawa Rough Riders 1996, Edmonton Eskimos 1998
Jon Banks	LB	Montreal Alouettes 2009-10
Luther Blue	WR	Toronto Argonauts 1981
Alvin Bowen	LB	Calgary Stampeders 2013
Jeff Braswell	LB	B.C. Lions 1988, Edmonton Eskimos 1989-90, Ottawa Rough Riders 1991, Toronto Argonauts 1991
Eddie Brown	SB	Calgary Stampeders 1990, Ottawa Rough Riders 1991, Toronto Argonauts 1992, 2000, Edmonton Eskimos 1993-97, Memphis Mad Dogs 1995, Montreal Alouettes 1998,



Quarterback Sage Rosenfels led Iowa State to its first bowl game in 22 years to cap the 2000 season. He played 12 NFL seasons with Washington, Miami, Houston, Minnesota and the New York Giants.

Blaise Bryant	RB	B.C. Lions 1998-99, Ottawa Renegades 2002
Sam Campbell	OT	Winnipeg Blue Bombers 1993-96, Saskatchewan Roughriders 1993
Tommy Campbell	DB	Edmonton Eskimos 1970
Therman Couch	LB	Hamilton Tiger-Cats 1974-75, Saskatchewan Roughriders 1978
Larry Crawford	DB	Edmonton Eskimos 1972
Brent Curvey	DL	B.C. Lions 1981-89, Toronto Argonauts 1989
Darren Davis	RB	Saskatchewan Roughriders 2007-08
Troy Davis	RB	Saskatchewan Roughriders 2000-01, Ottawa Renegades 2002-03
Malcolm Goodwin	LB	Hamilton Tiger-Cats 2001-05, Edmonton Eskimos 2005-06, Toronto Argonauts 2007
Matt Goodwin	LB	Baltimore Stallions 1994
Dexter Green	RB	Baltimore Stallions 1994-95
Buddy Hardeman	RB/DB	Hamilton Tiger-Cats 1979
Tracy Henderson	WR	Toronto Argonauts 1978
Dave Hoppmann	CA/FB	Saskatchewan Roughriders 1985
Cleyon Laing	DE	Motreal Alouettes 1963-64
Geary Murdock	OT	Toronto Argonauts 2013
Sheldon Napastuk	DT	Calgary Stampeders 1974-75, B.C. Lions 1975
Tony Norman	DE	Saskatchewan Roughriders 1999-2002, Calgary Stampeders 2003-06
Bob Richardson	OT/TE	Winnipeg Blue Bombers 1980-86
Andy Stensrud	OL	Hamilton Tiger-Cats 1972-74, Saskatchewan Roughriders 1975-78
Michael Wade	WR	B.C. Lions 2002
Chuck Walton	OL	Calgary Stampeders 1984
Ed Williams	WR	Montreal Alouettes 1963-64, Hamilton Tiger-Cats 1965-66
		Montreal Alouettes 1998





# IOWA STATE FOOTBALL

## CYCLONES IN THE PROFESSIONAL RANKS

### Cyclones in Defunct Leagues

WFL (1974-75), USFL (1983-85), PSFL (1992), XFL (2001), WLAFL (1991-92), NFL Europe (1995-2007)

David Archer	QB	Sacramento Surge 1992
John Arnaud	DB	Michigan Panthers 1983-84, Memphis Showboats 1985
Pat Augafa	C	Frankfurt Galaxy 1998
Randy Bern	DL	Arkansas Miners 1992
Jason Berryman	DE	Cologne Centurions 2007
Eddie Brown	WR	Sacramento Surge 1992
Marcus Butts	DE	Michigan Panthers 1984
George "Tommy" Campbell	DB	Memphis Southmen 1975
Jim Criner	Coach	Scottish Claymores 1995-2000
Kevin DeRonde	DE/LB	Barcelona Dragons 2003, Berlin Thunder 2004, Frankfurt Galaxy 2005
Todd Doxzon	WR/QB	Los Angeles Xtreme 2001, Amsterdam Admirals 1998
Alex Espinoza	QB	Frankfurt Galaxy 1991-92
Matt Goodwin	LB	Scottish Claymores 1996
Buddy Hardeman	RB	Washington Federals 1983
Ike Harris	WR	Southern California Sun 1974
Joe Henderson	RB	Birmingham Fire 1991
Ted Jornov	LB	Jacksonville Express 1975
Merv Krakau	LB	Tampa Bay Bandits 1983
Keith Krepfle	TE	Jacksonville Sharks 1974
Dean Moore	LB	Oakland Invaders 1983-84
J.J. Moses	WR	Scottish Claymores 2002
Kenny Neil	DE	Portland Breakers 1985
Ron Osborne	DB	Michigan Panthers 1983-84, Memphis Showboats 1985
Steve Paris	CB	Berlin Thunder 2007
Andy Stensrud	OL	Scottish Claymores 2002
Nigel Tharpe	DT	Frankfurt Galaxy 2002
Tom Vaughn	Asst. Coach	Detroit Wheels 1974

### Super Bowl Appearances

Otto Stowe	VI, VII	Miami Dolphins
Matt Blair	IX, XI	Minnesota Vikings
Tom Randall	XIII	Dallas Cowboys
*Keith Krepfle	XV	Philadelphia Eagles
*Dan Johnson	XIX	Miami Dolphins
Karl Nelson	XXI	New York Giants
Bruce Reimers	XXIII	Cincinnati Bengals
Dennis Gibson	XXIX	San Diego Chargers
Gene Williams	XXXIII	Atlanta Falcons
Seneca Wallace	XL	Seattle Seahawks
Ellis Hobbs	XLII	New England Patriots
Kelechi Osemele	XLVII	Baltimore Ravens

\*scored a touchdown

### NFL Championship Appearances

Jim Doran	4	Detroit Lions (1952, 1953, 1954, 1957)
Clyde Shugart	3	Washington Redskins (1940, 1942, 1943)
Stan Campbell	3	Detroit Lions (1952, 1957); Philadelphia Eagles (1960)

### Pro Bowl Appearances

Tony Baker	1	1969
Matt Blair	6	1977-78-79-80-81-82
Jim Doran	1	1960
Clyde Shugart	2	1941-42
Keith Sims	3	1993-94-95
Don Webb	1	1969

### All-Pro Awards

Matt Blair	5	1977-78-79-80-81
Carl Brettschneider	1	1962
Keith Krepfle	1	1979
Marcus Robertson	1	1993
Clyde Shugart	1	1943
Keith Sims	2	1994-95
Don Webb	1	1967

### CFL All-Star

Larry Crawford	4	1983-84-86-87
Eddie Brown	1	1996
Sheldon Napastuk	1	2006

### Grey Cup Appearances

Eddie Brown	2	Edmonton Eskimos (1993-champs, 1996)
Larry Crawford	2	B.C. Lions (1983, 1985-champs)
Matt Goodwin	2	Baltimore Stallions (1994, 1995)
Jeff Braswell	1	B.C. Lions (1988)
Blaise Bryant	1	Winnipeg Blue Bombers (1993)
Tony Norman	1	Winnipeg Blue Bombers (1984)
Troy Davis	1	Edmonton Eskimos (2005)

### World Bowl Appearances

David Archer	1	Sacramento Surge (1992-champs)
Eddie Brown	1	Sacramento Surge (1992-champs)
Jim Criner	1	Scottish Claymores (1996-champs)
Kevin DeRonde	1	Berlin Thunder (2004-champs)



# IOWA STATE FOOTBALL

## CYCLONE AWARDS

### Heisman Trophy Vote-Getters

- 1959 Dwight Nichols, tailback (eighth)
- 1972 George Amundson, quarterback (seventh)
- 1995 Troy Davis, running back (fifth)
- 1996 Troy Davis, running back (second)

### Timmie Award

*Given by Washington D.C. Touchdown Club*

- 1996 Troy Davis, running back

### National Player of the Year

- 1996 Troy Davis (Touchdown Club of Columbus, Ohio)  
Troy Davis (*Waco Herald-Tribune*)

### All-Americans

- 1919 Dick Barker, guard
- 1920 Polly Wallace, center
- 1934 Fred Poole, punter
- 1935 Ike Hayes, guard
- 1938 Everett Kischer, quarterback;  
Ed Bock, guard
- 1944 Jack Fathauer, guard
- 1950 Jim Doran, end
- 1959 Dwight Nichols, tailback
- 1960 Tom Watkins, fullback
- 1961 Dave Hoppmann, tailback
- 1962 Dave Hoppmann, tailback
- 1963 Tom Vaughn, fullback
- 1964 John Van Sicklen, tackle
- 1966 Eppie Barney, end
- 1972 George Amundson, quarterback;  
Merv Krakau, end;  
Geary Murdock, guard
- 1973 Matt Blair, rover
- 1974 Barry Hill, safety
- 1976 Luther Blue, split end
- 1977 Ron McFarland, nose guard
- 1978 Dexter Green, tailback;  
Mike Stensrud, defensive tackle
- 1980 Dwayne Crutchfield, tailback
- 1982 Karl Nelson, tackle
- 1983 Tracy Henderson, flanker
- 1984 Tracy Henderson, split end
- 1989 Blaise Bryant, tailback;  
Mike Busch, tight end
- 1990 Gene Williams, guard
- 1993 Doug Skartvedt, offensive tackle
- 1995 Troy Davis, running back
- 1996 Troy Davis, running back

- 2000 Ben Bruns, center
- 2011 Kelechi Osemele, tackle
- 2012 Jake Knott, linebacker

### Academic All-Americans

- 1952 Max Burkett, back
- 1964 Tom Vaughn, fullback
- 1969 Mike Bliss, guard
- 1975 Jim Wingender, fullback (second team)
- 1982 Mark Carlson, linebacker
- 1992 Matt Rouse (District VII)
- 1995 Jason Putz, defensive line (District VII)
- 1996 Tim Kohn, offensive line (second team)
- 1997 Preston Rhamy, defensive back (District VII)
- 1999 Dave Brcka, linebacker (first team)  
Bill Marsau, offensive line (District VII)  
Dustin Avey (District VII)
- 2000 Jordan Carstens (second team)
- 2001 Jordan Carstens (first team)  
Bob Montgomery (District VII)  
Jack Whitver (second team)
- 2003 Jordan Carstens (District VII)  
Jack Whitver (District VII)
- 2004 Shawn Moorehead (District VII)  
Seth Zehr (District VII)
- 2005 Shawn Moorehead (District VII)
- 2006 Shawn Moorehead (District VII)

### Sporting News Freshman All-America

- 2001 Tony Yelk, punter
- 2003 Jason Berryman, defensive end
- 2004 Todd Blythe, wide receiver  
Bret Meyer, quarterback
- 2010 Kirby Van Der Kamp, punter

### Rivals.com Freshman All-America

- 2008 Leonard Johnson, defensive back
- 2010 Kirby Van Der Kamp, punter

### AT&T Long Distance Award

- 1996 Troy Davis, National Rushing Leader  
Troy Davis, National All-Purpose Leader

### Chevrolet's National Leading Rusher

- 1996 Troy Davis, running back

### NCAA Fellowship

- 1969 Mike Bliss, guard

### NFF Scholar-Athlete

- 1990 Craig Mahoney, tight end

### NFF Post-Graduate Scholarship

- 1990 Craig Mahoney, tight end
- 1998 Todd Bandhauer, quarterback
- 1999 David Brcka, linebacker

### College Football Hall of Fame

- 1961 Glenn (Pop) Warner, coach
- 1970 Ed Bock, guard
- 2002 Earle Bruce, coach

### Conference Player of the Year

- 1958 Dwight Nichols, tailback (Big Eight)
- 1959 Dwight Nichols, tailback (Big Eight)
- 1972 George Amundson, quarterback (Big Eight)
- 1996 Troy Davis, running back (Big 12)
- 2011 A.J. Klein, linebacker (Big 12)

### Conference Off. Newcomer of the Year

- 1972 Mike Strachan, running back (Big Eight)
- 1989 Blaise Bryant, running back (Big Eight)
- 1995 Pat Augufa, center (Big Eight)
- 2001 Seneca Wallace, quarterback (Big 12)
- 2011 Aaron Horne, wide receiver (Big 12)

### Conference Def. Newcomer of the Year

- 1978 Chris Boskey, linebacker (Big Eight)
- 1998 Jesse Beckom, linebacker (Big 12)
- 2003 Jason Berryman, defensive end (Big 12)
- 2004 Tim Dobbins, linebacker (Big 12)
- 2009 David Sims, defensive back (Big 12)

### Big 12 Postgraduate Scholar

- 2006 Shawn Moorehead
- 2010 Taylor Mansfield
- 2013 Jeff Woody

### Conference Coach of the Year

- 1976 Earle Bruce (Big Eight)
- 1977 Earle Bruce (Big Eight)
- 2001 Dan McCarney  
(Big 12; Collegefootballnews.com)
- 2004 Dan McCarney (Big 12 coaches)

### Iowa State Hall of Fame

- Ed Bock, class of 1997
- Jim Doran, class of 1997
- Clyde Williams, class of 1997
- George Amundson, class of 1998
- Matt Blair, class of 1999
- Johnny Majors, class of 1999
- Dwight Nichols, class of 1999
- Earle Bruce, class of 2000
- Mike Busch, class of 2000
- Dexter Green, class of 2000
- Mike Stensrud, class of 2000
- Polly Wallace, class of 2000
- Dave Hoppmann, class of 2001
- Everett Kischer, class of 2001
- Dick Barker, class of 2002
- Keith Krepfle, class of 2002
- Mal Schmidt, class of 2002
- Tom Watkins, class of 2002
- Clyde Shugart, class of 2004
- David Archer, class of 2005
- Karl Nelson, class of 2005
- Tom Vaughn, class of 2005
- Barry Hill, class of 2006
- Keith Sims, class of 2006
- Clay Stapleton, class of 2006
- Luther Blue, class of 2007
- Troy Davis, class of 2007
- Ike Harris, class of 2007
- Merv Krakau, class of 2007
- George Veenker, class of 2007
- Marcus Robertson, class of 2008
- Otto Stowe, class of 2008
- Eppie Barney, class of 2009
- Bruce Reimers, class of 2009
- Chris Washington, class of 2009
- Reece "Pinky" Greene, class of 2010
- Tom Randall, class of 2011
- Carl Brettschneider, class of 2012
- Gene Williams, class of 2012
- John Cooper, class of 2014
- John Van Sicklen, class of 2014



## CYCLONE AWARDS

### First-Team All-Conference

1908 Homer Hubbard, back; Guy Lambert, back  
 1910 J. L. Murphy, back  
 1911 A. K. Chappell, end  
 1912 R. L. "Buck" Hurst, back; Clarence Nagle, end  
 Lynn Cowan, end  
 1913 Durwood Moss, back; Roscoe Packer, end  
 1914 Harold McKinley, guard; Durwood Moss, back  
 1915 Howard Aldrich, back; Durwood Moss, back; Roscoe Packer, end  
 1916 Dick Barker, guard; Leigh "Polly" Wallace, center  
 1917 Dick Barker, guard; Gilbert Denfield, tackle; Stewert White, back  
 1918 Leigh "Polly" Wallace, center  
 1919 Dick Barker, guard; Gilbert Denfield, tackle; Stewert White, back  
 1920 Leigh "Polly" Wallace, center  
 1921 Leigh "Polly" Wallace, center  
 1922 Norton Behm, back; Harry Schmidt, guard  
 1923 Lincoln Cory, back  
 1924 Harry Lindblom, back  
 1925 Paul Trauger, back  
 1926 Maynard Spear, guard  
 1927 Roger Bowen, back; Dick Grefe, back  
 1928 Ike Hayes, guard; Frank Hood, end; Harold Miller, back; Fred Poole, end  
 1929 John Catron, tackle; Ike Hayes, guard  
 1930 Clarence Gustine, end  
 1931 Ed Bock, guard; Everett Kischer, back  
 1932 Ed Bock, guard; Charles Heileman, end; Everett Kischer, back; Clyde Shugart, tackle  
 1933 Jack West, center  
 1934 Paul Darling, back  
 1935 Howard Tippee, back  
 1936 Jack Fathauer, guard; Rex Wagner, end; Charles Wright, guard  
 1937 Jack Fathauer, guard; Dick Howard, back; Gene Phelps, back; Jim Riding, center;  
 1938 Webb Halbert, back  
 1939 Dean Laun, end  
 1940 Jim Doran, end; Lowell Titus, tackle; Bill Weeks, back  
 1941 Jim Doran, end; Bill Weeks, back  
 1942 Stan Campbell, guard; Rich Mann, back; Mal Schmidt, end  
 1943 Max Burkett, back  
 1944 Dwight Nichols, back  
 1945 Dwight Nichols, back  
 1946 Dwight Nichols, back; Tom Watkins, back; Don Webb, end

1960 Tom Watkins, back  
 1961 Dan Celoni, guard; Dave Hoppmann, back  
 1962 Dave Hoppmann, back  
 1963 John Berrington, center; Tom Vaughn, back  
 1964 Mike Cox, back; John Van Sicklen, tackle; Tom Vaughn, back  
 1965 Eppie Barney, end; Ron Halda, back; Dick Kasperek, end  
 1966 Eppie Barney, end  
 1967 George Dimitri, tackle  
 1968 Mike Bliss, guard;  
 1969 Tony Washington, safety  
 1970 Otto Stowe, end;  
 1971 Tony Washington, safety  
 1972 Keith Schroeder, linebacker; Reggie Shoemake, place-kicker  
 1973 George Amundson, quarterback; Merv Krakau, defensive end; Keith Krepfle, tight end; Geary Murdock, guard; Mike Strachan, running back;  
 1974 Matt Blair, rover; Lawrence Hunt, middle guard; Keith Krepfle, tight end; Mike Strachan, tailback  
 1975 Barry Hill, safety;  
 1976 Tom Goedjen, place-kicker  
 1977 Luther Blue, split end; Dave Greenwood, offensive guard; Tony Hawkins, safety; Maynard Stensrud, defensive guard  
 1978 Rick Blabolil, punter; Dexter Green, tailback; Kevin Hart, cornerback; Tom Randall, defensive tackle; Mike Stensrud, defensive tackle  
 1979 Dexter Green, tailback; Mike Schwartz, safety; Mike Stensrud, defensive tackle; Rick White, defensive end  
 1980 Mike Schwartz, safety  
 1981 Dwayne Crutchfield, tailback; Larry Crawford, cornerback; Alex Giffords, place-kicker; Kenny Neil, defensive end  
 1982 Joe Brown, cornerback; Dwayne Crutchfield, tailback; Karl Nelson, offensive tackle; John Quinn, quarterback  
 1983 Shamus McDonough, defensive tackle; Karl Nelson, offensive tackle; Ronnie Osborne, safety  
 1984 Tracy Henderson, flanker; Jason Jacobs, fullback; Bruce Reimers, offensive guard  
 1985 Tracy Henderson, split end  
 1986 Joe Henderson, running back; Jeff Shudak, place-kicker; Dennis Ross, wide receiver

1987 Mike Shane, linebacker; Jeff Shudak, place-kicker  
 1988 Mike Busch, tight end; Blaise Bryant, tailback; Marcus Robertson, cornerback  
 1989 Marcus Robertson, cornerback; Jeff Shudak, place-kicker; Gene Williams, offensive guard  
 1990 Mark DouBrava, free safety; James McMillion, return specialist  
 1991 Mark DouBrava, free safety; James McMillion, return specialist  
 1992 James McMillion, return specialist; Doug Skartvedt, offensive tackle; Ty Stewart, place-kicker  
 1993 Ty Stewart, place-kicker  
 1994 Troy Davis, running back  
 1995 Troy Davis, running back  
 1996 Ty Watley, wide receiver  
 1997 Darren Davis, running back  
 1998 Ben Bruns, center; Ennis Haywood, running back; J.J. Moses, kick ret.  
 1999 Ennis Haywood, running back  
 2000 Adam Benike, place-kicker  
 2001 Ellis Hobbs, cornerback  
 2002 Todd Blythe, wide receiver; Nick Leaders, defensive line; LaMarcus Hicks, defensive back  
 2003 Alvin Bowen, linebacker  
 2004 Jesse Smith, linebacker  
 2005 A.J. Klein, linebacker; Kelechi Osemele, offensive tackle  
 2006 A.J. Klein, linebacker; Jake Knott, linebacker, Jake McDonough, defensive tackle  
 2007 Jeremiah George, linebacker

1966 Tim Van Galder, quarterback  
 1967 Dennis Storey, tackle  
 1968 Jeff Allen, halfback; John Warder, quarterback  
 1969 Mike Bliss, guard; Bob Brouillette, punter; Obert Tisdale, quarterback  
 1970 Jerry Berna, guard; Tom Lorenz, end; Dave McCurry, flanker  
 1971 Joe Marconi, tackle; Dave McCurry, safety  
 1972 Randy Bozich, defensive back; Tom Goedjen, kicker  
 1973 Tom Goedjen, kicker; Forry Smith, offensive end  
 1974 Forry Smith, split end; Jim Wingender, fullback  
 1975 Scott Kollman, kicker; Tom Randall, defensive tackle  
 1976 Rick Blabolil, punter; Cal Cummins, fullback; Scott Kollman, kicker; Tom Randall, defensive tackle  
 1977 Guy Preston, tight end; Greg Rensink, defensive tackle  
 1978 Brian Johnson, defensive back  
 1979 Mark Carlson, linebacker; Karl Nelson, offensive tackle  
 1980 Doug Fisher, linebacker; Karl Nelson, offensive tackle  
 1981 Mark Carlson, linebacker; Jim Knuth, tight end; Karl Nelson, offensive tackle; Jim Meyer, center  
 1982 Chuck Meyers, center  
 1983 Jeff Wodka, tight end  
 1984 Dean Ahlers, defensive end; Chris Hentges, linebacker; David Heyn, center  
 1985 Dean Ahlers, defensive end; Craig Mahoney, tight end  
 1986 Dave Eder, defensive back; John Glotfelty, wide receiver; Craig Mahoney, tight end; Jeff Shudak, placekicker  
 1987 Tony Booth, offensive line; Dan Milner, linebacker  
 1988 Andrew Buggs, cornerback; Dan Milner, linebacker; Matt Rouse, wide receiver  
 1989 Tim Kohn, offensive line; Jim Knott, fullback; Marc Lillibridge, offensive line; Doug Ragaller, offensive line; Jeff St. Clair, quarterback  
 1990 Kevin Fleecs, defensive line; Tim Kohn, offensive line; Matt Straight, strong

### Academic All-Conference

(First-team selections only)  
 1954 Max Burkett, back; Donn Lorenzen, back  
 1955 Bruce Alexander, back  
 1956 Andrius Poncius, tackle  
 1957 Bob Bird, guard  
 1958 Dwight Nichols, back; Jon Spelman, end  
 1959 Jon Spelman, center  
 1960 Larry Switzer, back  
 1961 Dave Hoover, back  
 1962 Ken Pigott, end; Sam Ramenofsky, guard; Tom Vaughn, back  
 1963 Gary King, back; Sam Ramenofsky, tackle





## CYCLONE AWARDS

1996 safety; Jason Putz, defensive line  
Dave Brcka, linebacker; Matt Geiger, defensive back; Nick Hein, defensive back; Nathan Jorgenson, offensive line; Tim Kohn, offensive line; Bill Marsau, defensive line; Michael O'Brien, defensive back; Preston Rhamy, defensive back; Jeff St. Clair, free safety

1997 Todd Bandhauer, quarterback; Dave Brcka, linebacker; Bill Marsau, offensive line; Preston Rhamy, deep snapper; Greg Schoon, defensive line

1998 Dustin Avey, defensive back; Todd Bandhauer, quarterback; Dave Brcka, linebacker; Bill Marsau, offensive line; Josh Rank, center; Adam Runk, defensive back; Ryan Sloth, defensive back

1999 Dustin Avey, defensive back; Dave Brcka, linebacker; Bill Marsau, offensive line; Mike McKnight, place-kicker; Adam Runk, defensive back; Ryan Sloth, defensive back

2000 Dustin Avey, defensive back; Jordan Carstens, defensive line; Scott Davis, offensive line; Nick Hein, defensive back; Mike McKnight, place-kicker; Sage Rosenfels, quarterback; Adam Runk, defensive back; Ryan Sloth, defensive back; Eric Weiford, defensive line

2001 Jordan Carstens, defensive line; Lane Danielsen, wide receiver; Bob Montgomery, offensive line; Adam Runk, defensive back; Jack Whitver, wide receiver; Tony Yelk, punter/place-kicker

2002 Jamarr Buchanan, linebacker; Jordan Carstens, defensive line; Matt Groszerode, fullback; Ellis Hobbs, defensive back; Bob Montgomery, offensive line; Boyd Viers, linebacker; Jack Whitver, wide receiver

2003 Jordan Carstens, defensive line; Bob Montgomery, offensive line; Cody Stafford, defensive back; Jack Whitver, wide receiver; Luke Vander Sanden, offensive line; Boyd Viers, linebacker; Seth Zehr, offensive line

2004 Gabe Bakker, defensive back; Caleb Berg, defensive back; Brian Lutter, offensive line; Shawn Moorehead, defensive line; Korey Smith, defensive line; Kyle Smith, fullback; Luke Vander

2005 Sanden, offensive line; Boyd Viers, linebacker; Tony Yelk, punter/place-kicker; Seth Zehr, offensive line

2005 Broc Bebout, defensive back; Caleb Berg, defensive back; Brett Jarvis, wide receiver; Shawn Moorehead, defensive end; David Rahe, defensive back; Matt Robertson, linebacker; Tony Yelk, punter/place-kicker; Seth Zehr, offensive line

2006 Bryce Braaksma, defensive end; Caleb Berg, safety; Adam Carper, linebacker; Shawn Moorehead, defensive end; Seth Zehr, offensive guard

2007 Bryce Braaksma, defensive end; Caleb Berg, safety; Derrick Catlett, tight end; Steven Ebner, fullback; Nate Mechaelsen, quarterback; Euseph Mesiah, wide receiver

2008 Taylor Mansfield, defensive end; Michael O'Connell, defensive back; Kelechi Osemele, offensive line; Zac Sandvig, defensive back; Joel Zitek, wide receiver

2009 Chase Hurtig, defensive end; Taylor Mansfield, defensive end; Matt Morton, defensive back; Zac Sandvig, defensive back; Joel Zitek, wide receiver

2010 A.J. Klein, linebacker; Jake Knott, linebacker; Kyle Lichtenberg, offensive line; Taylor Mansfield, defensive line; Matt Morton, linebacker; Zac Sandvig, defensive back; Jake Williams, wide receiver

2011 Wes Boyer, defensive back; Brett Bueker, quarterback; A.J. Klein, linebacker; Tyler Leo, running back; Kyle Lichtenberg, offensive line; Matt Morton, linebacker; Michael Romey, kicker.

2012 Wes Boyer, defensive back; Brett Bueker, quarterback; Carter Bykowski, offensive line; Vince Ewald, tight end; Ryan Gent, quarterback; A.J. Klein, linebacker; Nick Kron, defensive line; Kyle Lichtenberg, offensive line; James White, running back; Walker Woods, defensive back.

2013 Wes Boyer, defensive back; Daniel Burton, offensive line; Jacob Gannon, offensive line; Luke Knott, linebacker; Jamison Lalk, offensive line; Kyle Lichtenberg, offensive line; Mitchell Meyers,

defensive end; Kane Seeley, linebacker; Jeff Woody, running back

## Conference Players of the Week

1970 RB George Amundson vs. Missouri, Nov. 14  
1971 RB George Amundson vs. Okla. St., Nov. 20  
1972 RB George Amundson vs. Kansas, Oct. 28  
DE Merv Krakau vs. Nebraska, Nov. 11

1973 DT Lawrence Hunt vs. Oklahoma, Nov. 3  
LB Matt Blair vs. Missouri, Nov. 17  
RB Mike Strachan vs. Okla. State, Nov. 24  
DB Barry Hill vs. Kansas, Oct. 26  
LB Brad Storm vs. Nebraska, Nov. 9

1976 QB Wayne Stanley vs. Air Force, Sept. 18  
RB Dexter Green vs. Missouri, Oct. 16  
DT Maynard Stensrud vs. Nebraska, Nov. 13

1977 DE Craig Volkens vs. Missouri, Oct. 8  
RB Dexter Green vs. Nebraska, Oct. 15  
RB Dexter Green vs. Okla. State, Nov. 19  
DT Mike Stensrud vs. Okla. State, Nov. 19

1978 RB Dexter Green vs. Rice, Sept. 9  
1979 RB Rocky Gillis vs. Bowling Green, Sept. 15  
1980 LB Mark Carlson vs. San Jose St., Sept. 20  
RB Dwayne Crutchfield vs. Kan. St., Oct. 11

1981 QB John Quinn vs. Missouri, Oct. 17  
DB Darren Longshore vs. Missouri, Oct. 17  
RB Dwayne Crutchfield vs. Colorado, Oct. 24  
DT Shamus McDonough vs. Iowa, Sept. 18

1982 QB David Archer vs. Kansas, Oct. 8  
1983 LB Jeff Braswell vs. Oklahoma, Oct. 22  
1984 QB Alan Hood vs. Missouri, Oct. 29  
DB Terrence Anthony vs. Vanderbilt, Sept. 21  
WR Hughes Suffren vs. Kan. State, Nov. 16  
LB Dennis Gibson vs. Okla. State, Nov. 23

1986 QB Alex Espinoza vs. Wichita State, Sept. 29  
QB Alex Espinoza vs. Kansas, Oct. 13  
LB Chris Moore vs. Kansas State, Nov. 17  
1987 RB Joe Henderson vs. Kansas, Oct. 26  
LB Chris Moore vs. Kansas State, Nov. 16

1988 LB Mike Shane vs. Tulane, Sept. 12  
LB Mike Shane vs. Missouri, Oct. 17  
RB Joe Henderson vs. Kansas, Nov. 24

1989 RB Blaise Bryant vs. Ohio, Sept. 9  
QB Bret Oberg vs. Oklahoma, Oct. 21  
FS Tim Baker vs. Oklahoma State, Nov. 18  
1990 TB Blaise Bryant vs. Northern Iowa, Sept. 8  
QB Chris Pedersen vs. Oklahoma, Oct. 20  
PK Jeff Shudak vs. Missouri, Nov. 10

1991 DB Kevin Fulton vs. Okla. State, Oct. 26  
1992 LB Malcolm Goodwin vs. Iowa, Sept. 12  
RB James McMillion vs. Missouri, Oct. 31  
QB Marv Seiler vs. Nebraska, Nov. 14

1993 QB Bob Utter vs. Northern Illinois, Sept. 2

1994 C Tony Booth vs. Kansas State, Nov. 6  
1995 LB Matt Nitchie vs. Nebraska, Nov. 14  
RB Troy Davis vs. Ohio, Sept. 3  
RB Troy Davis vs. Kansas State, Nov. 12  
RB Troy Davis vs. Missouri, Nov. 19  
1996 RB Troy Davis vs. Northern Iowa, Sept. 23  
RB Troy Davis vs. Missouri, Sept. 30  
RB Troy Davis vs. Oklahoma State, Oct. 20

1997 DL Greg Schoon vs. Baylor, Oct. 27  
1998 DL Reggie Hayward vs. Iowa, Sept. 13  
PK Jamie Kohl vs. Kansas, Nov. 21  
QB Sage Rosenfels vs. Iowa, Sept. 16  
RB Ennis Hayward vs. Baylor, Oct. 2  
2000 RB Ennis Hayward vs. Ohio, Sept. 22  
QB Seneca Wallace vs. Baylor, Sept. 29  
PK Tony Yelk vs. Missouri, Oct. 13  
RB Ennis Hayward vs. Okla. State, Oct. 20  
RB Ennis Hayward vs. Kansas, Nov. 17

2002 QB Seneca Wallace vs. Fla. State, Aug. 24  
PR Todd Miller vs. Troy State, Sept. 21  
LB Matt Word vs. Texas Tech, Oct. 12  
QB Seneca Wallace vs. Missouri, Nov. 2  
2004 LB Brandon Brown vs. Baylor, Oct. 23  
PK Bret Culbertson vs. Kan. State, Nov. 20

2005 CB LaMarcus Hicks vs. Iowa, Sept. 10  
P Troy Blankenship vs. Iowa, Sept. 10  
FS Steve Paris vs. Army, Sept. 23  
CB LaMarcus Hicks vs. Okla. State, Oct. 22  
WR Todd Blythe vs. Texas A&M, Oct. 29  
RB Stevie Hicks vs. Kan. State, Nov. 5  
DT Brent Curvey vs. Colorado, Nov. 12

2007 PK Bret Culbertson vs. Iowa, Sept. 15  
CB Chris Singleton vs. Kansas State, Nov. 3  
2008 KR Leonard Johnson vs. Oklahoma St., Nov. 1  
2009 RB Alexander Robinson vs. Army, Sept. 26  
LB Jesse Smith vs. Nebraska, Oct. 24  
P Mike Brandtner vs. Nebraska, Oct. 24  
2010 LB Jake Knott vs. Northern Iowa, Sept. 25  
DB Jeremy Reeves vs. Texas Tech, Oct. 2  
DE Jacob Lattimer vs. Texas, Oct. 23  
2011 QB Steele Jantz vs. Iowa, Sept. 10  
LB A.J. Klein vs. Oklahoma State, Nov. 18

2012 P Kirby Van Der Kamp vs. Tulsa, Sept. 1  
LB Jake Knott vs. Iowa, Sept. 8  
LB Jake Knott vs. Baylor, Oct. 27

2013 RB Aaron Wimberly vs. Tulsa, Sept. 26  
KR Jarvis West vs. Texas Tech, Oct. 12  
QB Grant Rohach vs. West Virginia, Nov. 30



# IOWA STATE FOOTBALL

## ISU TEAM AWARDS

### Pete Taylor MVP Award

- 2003 Jason Berryman, defensive end
- 2004 Ellis Hobbs, defensive back
- 2005 Nick Leaders, defensive line
- 2006 Ryan Kock, fullback
- 2007 Alvin Bowen, linebacker
- 2008 Austen Arnaud, quarterback
- 2009 Alexander Robinson, running back
- 2010 Alexander Robinson, running back
- 2011 A.J. Klein, linebacker
- 2012 Jake Knott, linebacker
- 2013 Jeremiah George, linebacker

### Reuben J. Miller Award

*(Player whose conduct on and off the field of play stamps him as having made the greatest contribution to Iowa State football for the year)*

- 1959 Bob Anderson, end
- 1960 Larry Van Der Heyden, tackle
- 1961 John Cooper, tailback
- 1962 Ray Steffy, center
- 1963 Dave Hoover, tailback



A.J. Klein was named the Big 12's Co-Defensive Player of the Year after recording a team-high 116 tackles. He was recognized with the Pete Taylor MVP Award.

- 1964 Mike Cox, fullback
- 1965 Ernie Kennedy, end
- 1966 Tim Van Galder, quarterback
- 1967 Doug Robinson, defensive halfback
- 1968 John Warder, quarterback
- 1969 Tom Elliott, defensive halfback
- 1970 Otto Stowe, split end
- 1971 Keith Schroeder, linebacker
- 1972 George Amundson, quarterback
- 1973 Lawrence Hunt, middle guard
- 1974 Brad Storm, linebacker
- 1975 Jim Wingender, fullback
- 1976 Wayne Stanley, quarterback
- 1977 Dexter Green, tailback
- 1978 Tom Boskey, linebacker; Rick White, defensive end
- 1979 Mike Schwartz, safety
- 1980 Larry Crawford, safety
- 1981 John Quinn, quarterback
- 1982 Karl Nelson, tackle
- 1983 Doug Fischer, linebacker
- 1984 George Walker, safety
- 1985 Tony Tucker, cornerback
- 1986 Andrew Jackson, tailback
- 1987 Eddie Bridges, wide receiver
- 1988 Dennis Ross, wide receiver
- 1989 Trent Van Hoosen, offensive line
- 1990 Blaise Bryant, tailback
- 1991 Chris Pedersen, quarterback
- 1992 Mark DouBrava, free safety
- 1993 Kevin Lazard, cornerback; James McMillion, kick returner
- 1994 Dan Dostal, tight end; Ty Stewart, place-kicker
- 1995 Troy Davis, running back
- 1996 Troy Davis, running back
- 1997 Ty Watley, wide receiver
- 1998 Todd Bandhauer, quarterback
- 1999 Bill Marsau, offensive line
- 2000 Chris Anthony, wide receiver
- 2001 Craig Campbell, wide receiver; Kevin DeRonde, defensive end
- 2002 Atif Austin, defensive back; Zach Butler, offensive line
- 2003 Jordan Carstens, defensive line; Bob Montgomery, offensive line
- 2004 Brian Lutter, offensive line; Erik Anderson, linebacker
- 2005 Nik Moser, defensive back; Kory Pence, offensive line
- 2006 Seth Zehr, offensive line
- 2007 Ben Barkema, tight end
- 2008 Michael O'Connell, safety
- 2009 Derec Schmidgall, linebacker

- 2010 Michael O'Connell, safety
- 2011 Brett Bueker, quarterback
- 2012 Brett Bueker, quarterback
- 2013 Kirby Van Der Kamp, punter

### Al and Dean Knudson Award

*(Cyclone captain from 1959-62; outstanding sophomore from 1963-68; outstanding offensive player in 1969, most improved player in 1971 and outstanding defensive player in 1970 and 1972-present)*

- 1959 Dwight Nichols, tailback
- 1960 Arden Esslinger, center
- 1961 John Cooper, tailback
- 1962 Jim Clapper, center
- 1963 Ken Bunte, quarterback
- 1964 Larry Carwell, wing back
- 1965 Tom Busch, wing back
- 1966 Willie Muldrew, tackle
- 1967 Jerry Fiat, monster
- 1968 Jeff Allen, wing back
- 1969 Wayne Beske, center
- 1970 Tony Washington, safety
- 1971 Dennis McDonald, fullback
- 1972 George Campbell, defensive back; John Schweizer, defensive back
- 1973 Ted Jornov, linebacker
- 1974 Brad Storm, linebacker
- 1975 Sy Bassett, rover
- 1976 Tony Hawkins, safety; Maynard Stensrud, guard
- 1977 Tom Randall, tackle; Craig Volkens, end
- 1978 Mike Stensrud, tackle
- 1979 Mike Leaders, linebacker; Mike Schwartz, safety
- 1980 Larry Crawford, cornerback
- 1981 Joe Brown, cornerback
- 1982 Shamus McDonough, tackle
- 1983 Chris Washington, linebacker
- 1984 Jeff Braswell, linebacker
- 1985 Dennis Gibson, linebacker
- 1986 Dennis Gibson, linebacker
- 1987 Jeff Dole, safety
- 1988 Jeff Dole, safety
- 1989 Tim Baker, safety
- 1990 Mark DouBrava, free safety
- 1991 Matt Rehberg, defensive lineman
- 1992 Malcolm Goodwin, linebacker
- 1993 Kevin Fulton, strong safety; Cedric Linwood, free safety
- 1994 Tim Sanders, linebacker; Matt Straight, strong safety
- 1995 Matt Straight, strong safety
- 1996 Derrick Clark, linebacker
- 1997 Michael Cooper, linebacker
- 1998 Chin Achebe, defensive end
- 1999 Jeff Waters, safety
- 2000 James Reed, defensive tackle
- 2001 Jordan Carstens, defensive lineman; Jeremy Loyd, linebacker
- 2002 Jordan Carstens, defensive lineman; Jeremy Loyd, linebacker
- 2003 Jason Berryman, defensive end
- 2004 Ellis Hobbs, defensive back
- 2005 Jason Berryman, defensive end; Jamarr Buchanan, linebacker; Brent Curvey, defensive line; Tim Dobbins, linebacker; LaMarcus Hicks, defensive back; DeAndre Jackson, defensive back; Cephus Johnson, defensive end; Nick Leaders, defensive line; Shawn Moorehead, defensive end; Nik Moser, defensive back; Steve Paris, defensive back; Matt Robertson, linebacker
- 2006 Alvin Bowen, linebacker
- 2007 Alvin Bowen, linebacker; Ahtyba Rubin, defensive line
- 2008 Jesse Smith, linebacker
- 2009 Jesse Smith, linebacker
- 2010 Jake Knott, linebacker
- 2011 Leonard Johnson, cornerback
- 2012 A.J. Klein, linebacker
- 2013 Jeremiah George, linebacker



Leonard Johnson was a four-year starter for the Cyclones. He had six career interceptions and accumulated 247 tackles.



## ISU TEAM AWARDS

### Bill Daily Award

*(Formerly Hy-Vee Award. Player who makes greatest contribution with little recognition)*

- 1966 George Maurer, split end
- 1969 Jerry Fiat, linebacker;  
Fred Jones, tackle
- 1970 Tom Lorenz, end
- 1971 Bob Belluz, guard-tackle
- 1972 Dave Pittman, center
- 1973 Chuck Blaskovich, center
- 1974 Rick Howe, defensive tackle
- 1975 Jeff Jones, center
- 1976 Cal Cummins, fullback;  
Mark Williams, rover
- 1977 Mark Settle, linebacker
- 1978 Stan Hixon, split end
- 1979 Ron Bockhaus, center
- 1980 Cal Jacobs, tackle;  
Jack Seabrooke, fullback
- 1981 Marcus Butts, tackle
- 1982 James Ransom, defensive end
- 1983 Chuck Meyers, center
- 1984 Anthony Davis, safety
- 1985 Willie "Pop" Everett, linebacker
- 1986 Eddie Bridges, flanker
- 1987 John Smith, center
- 1988 David Heyn, center
- 1989 Dean Ahlers, defensive end;  
Charles Vondra, linebacker
- 1990 Troy Moore, wide receiver
- 1991 Travis Block, defensive tackle
- 1992 Dan Milner, linebacker;  
Matt Rouse, wide receiver
- 1993 Lamont Hill, split end
- 1994 Brian Wilkinson, offensive tackle
- 1995 Dale Rowley, deep snapper
- 1996 Cory Kluver, linebacker
- 1997 Cory Kluver, linebacker
- 1998 Chin Achebe, defensive end
- 1999 Jason Lyftogt, tight end
- 2000 Doug Densmore, defensive back;  
Ryan Sloth, defensive back
- 2001 Hiawatha Rutland, running back
- 2002 Joe Woodley, fullback/linebacker
- 2003 Jack Whitver, wide receiver
- 2004 Todd Miller, wide receiver;  
Shawn Moorehead, defensive end
- 2005 Jamarr Buchanan, linebacker;  
LaMarcus Hicks, defensive back
- 2006 Jon Davis, wide receiver;  
Ryan Kock, fullback;  
Caleb Berg, defensive back
- 2007 Bryce Braaksma, defensive end

- 2008 Euseph Messiah, wide receiver
- 2009 Derrick Catlett, tight end
- 2010 Alex Alvarez, offensive guard
- 2011 Patrick Neal, defensive end
- 2012 Durrell Givens, defensive back
- 2013 Ethan Tuftee, offensive line

### Ralph Aulmann Memorial Award

*(Junior displaying leadership and academic excellence from 1963-82; since 1983 to team captains)*

- 1963 Mike Cox, fullback
- 1964 Sam Ramenofsky, guard
- 1965 Tim Van Galder, quarterback
- 1966 Cal Lewis, safety
- 1967 John Warder, quarterback
- 1968 Mike Bliss, guard
- 1969 Mark Withrow, linebacker
- 1970 Keith Schroeder, linebacker
- 1971 George Amundson, tailback
- 1972 Ike Harris, split end
- 1973 Tom Goedjen, kicker
- 1974 Forry Smith, split end
- 1975 Jerry Jaksich, cornerback
- 1976 Tom Randall, defensive tackle
- 1977 Stan Hixon, split end
- 1978 Mike Schwartz, safety
- 1979 Jack Seabrooke, fullback
- 1980 John Quinn, quarterback
- 1981 George Jessen, linebacker
- 1982 Chris Washington, linebacker
- 1983 David Archer, quarterback;  
Chris Washington, linebacker
- 1984 Alan Hood, quarterback; Steve Little,  
defensive tackle; Barry Moore, defensive  
tackle; David Smoldt, tight end
- 1985 Anthony Mayze, safety; Kirk Thomas,  
fullback; Bruce Westemeyer, offensive  
tackle; Jim Luebbers, defensive end
- 1986 Alex Espinoza, quarterback; Dennis  
Gibson, linebacker; Jeff Hansel, special  
teams
- 1987 Eddie Bridges, wide receiver; Chris  
Moore, linebacker; Randy Richards, line-  
backer; Brett Sadek, quarterback
- 1988 Jeff Dole, safety; Joe Henderson, run-  
ning back; David Heyn, center; Anthony  
Hoskins, linebacker
- 1989 Tim Baker, safety; Mike Busch, tight end;  
Mike Shane, linebacker; Paul Thibodeaux,  
running back
- 1990 Blaise Bryant, tailback; Jim Doran Jr.,  
outside linebacker; Marcus Robertson,

- cornerback; Jeff Shudak, place-kicker
- 1991 Chris Pedersen, quarterback; Larry Rati-  
gan, linebacker; Matt Rehberg, defensive  
line; Paul Schulte, tight end
- 1992 Malcolm Goodwin, linebacker; Todd Mc-  
Clish, offensive line; Chris Spencer, wide  
receiver; Dan Watkins, defensive end
- 1993 Lamont Hill, wide receiver; Kevin Lazard,  
defensive back; Todd Miller, defensive  
line; Doug Skartvedt, offensive line
- 1994 Tony Booth, center; Jim Knott, fullback;  
Marc Lillibridge, defensive line; Matt  
Nitchie, linebacker
- 1995 Byron Heitz, offensive line; Mike Horacek,  
wide receiver; Tim Sanders, linebacker;  
Matt Straight, strong safety
- 1996 Troy Davis, running back; Todd Doxzon,  
quarterback; Doug Easley, offensive line;  
Tim Kohn, offensive line; Mike Lincavage,  
free safety; Greg Schoon, defensive line
- 1997 Todd Bandhauer, quarterback; Dave Brcka,  
linebacker; Michael Cooper, linebacker;  
Matt Rahfaldt, offensive line; Ty Watley,  
wide receiver
- 1998 Chin Achebe, defensive end; Todd Band-  
hauer, quarterback; Dave Brcka, defensive  
end; Darren Davis, running back; Damian  
Gibson, tight end
- 1999 Chris Anthony, wide receiver; Jesse  
Beckom, linebacker; Darren Davis, run-  
ning back; Ryan Gerke, offensive line;  
Ryan Harklau, defensive line
- 2000 Chris Anthony, wide receiver; Ryan Harklau,  
defensive line; Reggie Hayward, defensive  
end; Sage Rosenfels, quarterback
- 2001 Mike Banks, tight end; Kevin DeRonde,  
defensive end; Ennis Haywood, running  
back; Adam Runk, defensive back
- 2002 Zach Butler, offensive line; Jordan  
Carstens, defensive line; Seneca Wallace,  
quarterback; Chris Whitaker, linebacker
- 2003 Jordan Carstens, defensive line; Lane  
Danielsen, wide receiver; Bob Mont-  
gomery, offensive line; Casey Shelton,  
offensive line; Chris Whitaker, linebacker;  
Joe Woodley, linebacker
- 2004 Luke Vander Sanden, offensive line; Erik  
Anderson, linebacker; Ellis Hobbs, defen-  
sive back; Cale Stubbe, offensive line
- 2005 Tim Dobbins, linebacker; Nick Leaders,  
defensive line; Bret Meyer, quarterback;  
Kory Pence, offensive line
- 2006 Brent Curvey, defensive line; Austin  
Flynn, wide receiver; DeAndre Jackson,  
defensive back; Bret Meyer, quarterback
- 2007 Todd Blythe, wide receiver; Alvin Bowen,  
linebacker; Bret Meyer, quarterback
- 2008 Kurtis Taylor, defensive lineman; RJ  
Sumrall, wide receiver; Brandon Hunley,  
defensive back; Jason Scales, running  
back
- 2009 Reggie Stephens, offensive lineman;  
Austen Arnaud, quarterback; James  
Smith, defensive back; Nate Frere,  
defensive lineman; Derec Schmidgall,  
linebacker
- 2010 Austen Arnaud, quarterback; Michael  
O'Connell, safety; Rashawn Parker,  
defensive end; Alexander Robinson,  
running back
- 2011 Ter'Ran Benton, defensive back; Darius  
Darks, wide receiver; Jake Knott,  
linebacker; Kelechi Osemele, offensive  
line; Stephen Ruempolhamer, defensive  
line
- 2012 Brett Bueker, quarterback; Jake Knott,  
linebacker, A.J. Klein, linebacker; Josh  
Lenz, wide receiver; James White,  
running back.
- 2013 Ernst Brun, tight end; Jeremiah George,  
linebacker; Kirby Van Der Kamp, punter;  
James White, running back; Jacques  
Washington, defensive back; Jeff Woody,  
running back





# IOWA STATE FOOTBALL

## ISU TEAM AWARDS

### Dury Moss Award

*(To the outstanding newcomer)*

- 1976 Tom Boskey, linebacker;  
Dexter Green, tailback
- 1977 Dick Cuvelier, offensive tackle;  
Mike Schwartz, safety
- 1978 Kenny Neil, defensive tackle
- 1979 Karl Nelson, offensive tackle
- 1980 Dwayne Crutchfield, tailback
- 1981 Michael Wade, receiver;  
Chris Washington, linebacker
- 1982 David Archer, quarterback
- 1983 Greg Liter, defensive tackle
- 1984 Anthony Mayze, safety
- 1985 Andrew Jackson, tailback
- 1986 Darrin Trieb, linebacker
- 1987 Jeff Shudak, place-kicker
- 1988 Tyrone Davis, linebacker
- 1989 Blaise Bryant, tailback
- 1990 Matt Nitchie, outside linebacker;  
Bob Utter, quarterback
- 1991 Tony Booth, offensive line;  
Ty Stewart, place-kicker
- 1992 Chris Ulrich, fullback
- 1993 Todd Doxzon, quarterback;  
Rodney Guggenheim, fullback
- 1994 Michael Cooper, linebacker;  
Geoff Turner, wingback
- 1995 Pat Augafa, offensive line
- 1996 Ty Watley, wide receiver
- 1997 Ben Beaudet, offensive line
- 1998 Damien Groce, wide receiver
- 1999 Atif Austin, defensive back
- 2000 Lorenzo White, offensive guard
- 2001 Seneca Wallace, quarterback
- 2002 Nick Leaders, defensive line
- 2003 Jason Berryman, defensive end
- 2004 Todd Blythe, wide receiver
- 2005 Scott Stephenson, offensive line
- 2006 Tyrone McKenzie, linebacker
- 2007 Doug Dedrick, offensive line
- 2008 Leonard Johnson, defensive back  
Grant Mahoney, place-kicker
- 2009 David Sims, defensive back
- 2010 Kirby Van Der Kamp, punter
- 2011 Tom Farniok, offensive line
- 2012 Quenton Bundrage, wide receiver
- 2013 E.J. Bibbs, tight end

### Ray Scott Award

*(To the outstanding offensive player)*

- 1981 Dwayne Crutchfield, running back
- 1982 Alex Giffords, kicker

- 1983 David Archer, quarterback
- 1984 Richard Hanson, tailback
- 1985 Jeff Wodka, tight end
- 1986 Alex Espinoza, quarterback
- 1987 Joe Henderson, running back
- 1988 Joe Henderson, running back
- 1989 Bret Oberg, quarterback
- 1990 Chris Pedersen, quarterback
- 1991 Kevin Caldwell, quarterback
- 1992 Marv Seiler, quarterback
- 1993 Doug Skartvedt, offensive line
- 1994 Tony Booth, center
- 1995 Troy Davis, running back
- 1996 Troy Davis, running back
- 1997 Ty Watley, wide receiver
- 1998 Darren Davis, running back
- 1999 Darren Davis, running back
- 2000 Sage Rosenfels, quarterback;  
J.J. Moses, wide receiver
- 2001 Ennis Haywood, running back;  
Seneca Wallace, quarterback
- 2002 Lane Danielsen, wide receiver;  
Seneca Wallace, quarterback
- 2003 Lane Danielsen, wide receiver
- 2004 Bret Meyer, quarterback
- 2005 Todd Blythe, wide receiver;  
Bret Meyer, quarterback
- 2006 Bret Meyer, quarterback
- 2007 Todd Blythe, wide receiver
- 2008 R.J. Sumrall, wide receiver



Tight end Collin Franklin caught 54 passes for 530 yards and three touchdowns in 2010.

- 2009 Alexander Robinson, running back
- 2010 Collin Franklin, tight end
- 2011 Jared Barnett, quarterback
- 2012 James White, running back
- 2013 Quenton Bundrage, wide receiver

### Arthur Floyd Scott Award

*(1977-82 to outstanding offensive lineman;  
1983-95 to outstanding offensive and defensive  
linemen; since 1996 to outstanding linemen;  
2008-11 went to outstanding athlete in the  
football strength and conditioning program)*

- 1977 Mark Boehm, center
- 1978 Guy Preston, tight end
- 1979 Dick Cuvelier, guard
- 1980 Karl Nelson, tackle
- 1981 Karl Nelson, tackle
- 1982 Karl Nelson, tackle
- 1983 Bruce Reimers, offensive guard;  
Steve Little, defensive tackle
- 1984 David Smoldt, tight end;  
Steve Little, defensive tackle
- 1985 Vince Jasper, offensive guard;  
Jim Luebbers, defensive end
- 1986 Channon Mawdsley, center;  
Greg Liter, defensive tackle
- 1987 David Heyn, center;  
Robert Dabney, defensive end
- 1988 Keith Sims, guard;  
Alan Patten, defensive tackle
- 1989 Keith Sims, offensive line;  
Randy Bern, defensive end
- 1990 Gene Williams, offensive guard;  
Matt Rehberg, defensive end
- 1991 Todd McClish, offensive line;  
Matt Rehberg, defensive line
- 1992 Doug Skartvedt, offensive line;  
Dan Watkins, defensive line
- 1993 Doug Skartvedt, offensive line;  
Anthony Scott, defensive line
- 1994 Tony Booth, offensive line;  
Mark Lillibridge, defensive line;  
Anthony Scott, defensive line
- 1995 Tim Kohn, offensive line;  
Jason Putz, defensive line
- 1996 Pat Augafa, offensive line;  
Tim Kohn, offensive line
- 1997 Matt Rahfaldt, offensive line;  
Greg Schoon, defensive line
- 1998 Charley Bogwill, offensive line;  
James Reed, defensive line
- 1999 Ryan Gerke, offensive line;  
Reggie Hayward, defensive line
- 2000 Ben Bruns, offensive line;  
Reggie Hayward, defensive line
- 2001 Marcel Howard, offensive line;  
Jordan Carstens, defensive line
- 2002 Bob Montgomery, offensive line;  
Jordan Carstens, defensive line
- 2003 Casey Shelton, offensive line;  
Jason Berryman, defensive line
- 2004 Cale Stubbe  
Luke Vander Sanden, offensive line  
Nick Leaders, defensive line
- 2005 Aaron Brant, offensive line;  
Brent Curvey, defensive line;  
Nick Leaders, defensive line
- 2006 Brent Curvey, defensive line;  
Shawn Moorehead, defensive line;  
Scott Stephenson, offensive line;  
Aaron Brant, offensive line
- 2007 Bryce Braaksma, defensive end
- 2008 Jason Scales, running back
- 2009 Reggie Stephens, offensive line  
Christopher Lyle, defensive line
- 2010 Ben Lamaak, offensive line  
Jacob Lattimer, defensive line
- 2011 Hayworth Hicks, offensive line  
Jake Lattimer, defensive line
- 2012 Carter Bykowski, offensive line  
Jake McDonough, defensive line
- 2013 Tom Farniok, offensive line  
Cory Morrissey, defensive line



Hayworth Hicks played in 34 career games for the Cyclones and earned the Arthur Floyd Scott Award.



# IOWA STATE FOOTBALL

## ISU TEAM AWARDS

### Jim Doran Award

*(Outstanding performer on special teams)*

- 1991 Steve Weron
- 1992 James McMillion, Jon Schnoor
- 1993 Ben Harvey
- 1994 Mike Lincavage
- 1995 Preston Rhamy
- 1996 Marc Harris
- 1997 Preston Rhamy
- 1998 Kevin Wilson
- 1999 Ryan Sloth
- 2000 Carl Gomez
- 2001 Tony Yelk
- 2002 Nik Moser
- 2003 Lane Danielsen
- 2004 Ellis Hobbs
- 2005 Troy Blankenship  
Bret Culbertson  
Landon Schrage
- 2006 Bret Culbertson  
Ryan Baum
- 2007 Bret Culbertson
- 2008 Michael Brandtner
- 2009 Zac Sandvig
- 2010 Kirby Van Der Kamp
- 2011 Matt Morton
- 2012 Kirby Van Der Kamp
- 2013 Levi Peters

### The Ennis Haywood Consideration Award

*(Presented by the managers and trainers to the player who provides greatest cooperation with team and staff members)*

- 1991 Paul Schulte, tight end
- 1992 Dan Milner, linebacker
- 1993 Doug Skartvedt, offensive line
- 1994 Jim Knott, fullback
- 1995 Byron Heitz, offensive line
- 1996 Marc Harris, punter
- 1997 Duke Perfect, place-kicker
- 1998 Chin Achebe, defensive end
- 1999 Bill Marsau, offensive line
- 2000 J.J. Moses, wide receiver
- 2001 Adam Runk, defensive back
- 2002 Atif Austin, defensive back
- 2003 Matt Bockes, offensive line/deep snapper
- 2004 Gabe Bakker, defensive back
- 2005 LaMarcus Hicks, defensive back
- 2006 Austin Flynn, wide receiver
- 2009 Derrick Catlett, tight end
- 2010 Alex Alvarez, offensive guard

- 2011 Ter'Ran Benton, defensive back
- 2012 Ryan Gent, quarterback
- 2013 Gage Shaeffer, defensive back

### Scout Team Players of The Year

*(To the hardest working players on the scout squad, 1983-86; 1991-present)*

- 1983 Casey Hayes, offensive tackle;  
Paul Turner, split end
- 1984 Eddie Bridges, wide receiver;  
Johnny Lomax, defensive tackle
- 1985 Casey Hayes, offensive guard;  
Alan Patten, defensive end
- 1986 Dave Benoit, tight end;  
Rodney Harris, linebacker
- 1991 Kevin Fleecs, defensive line;  
Mike Sparks, running back
- 1992 Jason Ambrosen, quarterback; Brandon Geise, defensive line; Ben Glispie, fullback; Glenn Waterhouse, linebacker
- 1993 Jason Ambrosen, quarterback;  
Tracy Rial, defensive back
- 1994 Matt Condon, defensive back; Scott Hoffman, wide receiver
- 1995 Bill Marsau, defensive tackle;  
Kyle Pelecky, tight end
- 1996 Ryan Harklau, linebacker;  
Sage Rosenfels, quarterback
- 1997 Jesse Beckom, linebacker;  
Wes Murdoch, wide receiver
- 1998 DeCarlos Anderson, running back;  
Aaron Kraft, defensive line
- 1999 Jordan Carstens, defensive line;  
Gerrin Scott, quarterback
- 2000 Brett Kellogg, linebacker;  
Eric Perry, quarterback
- 2001 Cephus Johnson, defensive line;  
Brian Thompson, running back
- 2002 Stevie Hicks, running back; Chris Jones, linebacker (special teams); Caleb Van Cleave, defensive line
- 2003 Bret Meyer, quarterback; Todd Blythe, wide receiver; Caleb Van Cleave, defensive line; Caleb Berg, safety (special teams)
- 2004 Chris Brown, wide receiver; Bryce Braaksma, defensive end; Brandon Hunley, defensive back (special teams)
- 2005 Euseph Messiah, wide receiver; Tyrone McKenzie, linebacker; Nick Campbell, wide receiver
- 2006 Zac Sandvig, defensive back; Bailey Johnson, lineman; Nick Campbell, wide receiver

- 2007 Kelechi Osemele, offensive line; Jerod Black, defensive line
- 2008 Lonzie Range, wide receiver; Roosevelt Maggitt, defensive line
- 2009 James White, running back; Aaron Moore, defensive lineman; Jeff Woody, running back
- 2010 Jarvis West, wide receiver; Rony Nelson, defensive end; C.J. Morgan, linebacker
- 2011 DeVondrick Nealy, running back; Darian Cotton, defensive back; Jared Weaver, linebacker.
- 2012 Grant Rohach, quarterback; Darian Cotton, defensive back; Ben Boesen, tight end.
- 2013 Nick Severs, offensive line; Justin Madison, linebacker; Matt Bannon, wide receiver

### Winners Performance Award

*(Players who excelled in position techniques, consistent play, production, effectiveness and discipline)*

- 2004 Erik Anderson, linebacker; Brandon Brown, linebacker; Nick Leaders, nose guard; Todd Miller, wide receiver; Nik Moser, strong safety; Steve Paris, free safety; James Wright, tight end
- 2005 Ben Barkema, tight end; Aaron Brant, offensive line; Jason Berryman, defensive end; Troy Blankenship, punter; Brent Curvey, defensive line; LaMarcus Hicks, defensive back; Nick Leaders, defensive line; Bret Meyer, quarterback; Shawn Moorehead, defensive end; Nik Moser, defensive back; Steve Paris, defensive back; Matt Robertson, linebacker
- 2006 Caleb Berg, defensive back; Ryan Kock, fullback; Scott Stephenson, offensive line; Ben Barkema, tight end; Bret Culbertson, place-kicker; Shawn Moorehead, defensive end

### Ennis Haywood Award

*(For effort in games, practice and off the field on behalf of ISU football)*

- 2004 Tyson Smith, defensive end;  
Brandon Brown, linebacker
- 2005 Austin Flynn, wide receiver;  
Steve Paris, defensive back
- 2006 Walker Scott, linebacker;  
David Rahe, defensive back
- 2007 Bret Meyer, quarterback

### Don Holder Award

*(Team member who handles life's challenges and adversities while competing for Iowa State)*

- 2004 Tim Dobbins, linebacker
- 2005 Tim Dobbins, linebacker
- 2006 Milan Moses, wide receiver

### Academic Award

*(Presented to the two players that have the highest GPA and have completed at least four semesters)*

- 2005 Broc Bebout, defensive back;  
Seth Zehr, offensive line
- 2006 Shawn Moorehead, defensive end;  
Adam Carper, linebacker
- 2009 Taylor Mansfield, defensive end
- 2010 Taylor Mansfield, defensive end
- 2011 Kyle Lichtenberg, offensive lineman
- 2012 Jacob Gannon, offensive lineman
- 2013 Grant Rohach, quarterback



# IOWA STATE FOOTBALL

## POSTSEASON ALL-STAR APPEARANCES

### East-West Shrine Game

- 1939 Ed Bock, Chuck Heileman
- 1951 Jim Doran, Bill Weeks
- 1952 Stan Campbell
- 1961 Tom Watkins
- 1964 Tom Vaughn
- 1965 Dick Kasperek
- 1966 Tim Van Galder
- 1972 George Amundson
- 1973 Matt Blair
- 1974 Tom Goedjen, Barry Hill
- 1980 Dick Cuvelier
- 1983 Chris Boskey, Karl Nelson,  
Coach Donnie Duncan
- 1988 Joe Henderson
- 1989 Mike Busch, Keith Sims,  
Coach Jim Walden (assistant)
- 1990 Blaise Bryant, Jeff Shudak
- 2001 Kevin DeRonde, Ennis Haywood
- 2002 Zach Butler
- 2006 Stevie Hicks
- 2007 Todd Blythe, Alvin Bowen, Athyba Rubin
- 2009 Reggie Stephens
- 2010 David Sims
- 2010 A.J. Klein

### Hula Bowl

- 1951 Jim Doran, Bill Weeks
- 1960 Dwight Nichols
- 1961 Tom Watkins
- 1964 John Berrington, Tom Vaughn
- 1965 Dick Kasperek
- 1973 George Amundson
- 1974 Matt Blair
- 1975 Tom Goedjen
- 1976 Bob Bos, Coach Earle Bruce
- 1977 Dave Greenwood, Tony Hawkins
- 1978 Tom Randall
- 1979 Dexter Green, Mike Stensrud
- 1980 Mike Schwartz
- 1982 Dwayne Crutchfield
- 1983 Shamus McDonough
- 1993 Doug Skartvedt
- 1994 Tony Booth
- 1996 Pat Augafa, Tim Kohn
- 1997 Derrik Clark
- 2000 Reggie Hayward (defensive MVP)

- 2001 Mike Banks, Kevin DeRonde, Ennis Haywood, Marcel Howard, Lorenzo White
- 2003 Lane Danielsen
- 2005 Tim Dobbins, Steve Paris

### All-Star Game

- 1939 Ed Bock, Everett Kischer
- 1973 George Amundson

### Blue-Gray Game

- 1955 Max Burkett
- 1960 Dwight Nichols
- 1962 Dave Hoppmann, Chuck Walton
- 1964 John Van Sicklen
- 1965 Mike Cox
- 1966 Eppie Barney
- 1967 Tom Busch
- 1969 Wayne Beske, Bob Brouillette
- 1972 Mike Terrizzi
- 1973 Dave Pittman
- 1974 Barry Hill
- 1979 Dick Cuvelier
- 1980 Larry Crawford  
(outstanding defensive player)
- 1982 Shamus McDonough
- 1983 Bruce Reimers
- 1984 Kevin Williams
- 1986 Dennis Gibson, Greg Liter
- 1988 Jeff Dole, Joe Henderson
- 1989 Keith Sims
- 1990 Gene Williams,  
Coach Jim Walden (off. coordinator)
- 1992 Todd McClish
- 1993 Doug Skartvedt
- 1995 Mike Horacek
- 1996 Pat Augafa, Tim Kohn
- 1997 Derrik Clark, Oliver Ross
- 1999 Robert Brannon, Darren Davis  
(offensive MVP)
- 2003 JaMaine Billups, Lance Young

### Senior Bowl

- 1955 Max Burkett
- 1962 Dave Hoppmann, Chuck Walton
- 1963 Dave Hoover
- 1964 John VanSicklen
- 1966 Eppie Barney

- 1968 Tom Busch
- 1969 Coach Clay Stapleton
- 1972 Dean Carlson
- 1973 Merv Krakau
- 1974 Matt Blair
- 1975 Tom Goedjen
- 1977 Luther Blue
- 1979 Mike Stensrud (DNP)
- 1981 Kenny Neil
- 1983 Bruce Reimers
- 1986 Dennis Gibson
- 1991 Blaise Bryant
- 2000 Sage Rosenfels
- 2001 Ennis Haywood
- 2002 Seneca Wallace
- 2003 Jordan Carstens
- 2007 Ahtyba Rubin
- 2011 Leonard Johnson, Kelechi Osemele
- 2013 Kirby Van Der Kamp

### North-South Game

- 1971 Otto Stowe
- 1972 Joe Avezzano (line coach), John Majors (coach), Dean Carlson, Ray Harm, Bob Richardson, Keith Schroeder (outstanding defensive player)
- 1973 John Schweizer
- 1976 Al Dixon, Tony Hawkins

### Texas vs. the Nation Bowl

- 2006 Scott Stephenson, Brent Curvey
- 2007 Bret Meyer (DNP)

### The Villages Gridiron Classic

- 2003 JaMaine Billups
- 2004 Ellis Hobbs

### Florida All-Star Gridiron Classic

- 1998 Todd Bandhauer
- 1999 Darren Davis
- 2001 Mike Banks

### Christian Bowl

- 1956 Bruce Alexander

### Optimist Bowl

- 1960 Dwight Nichols

### Lions' All-American Bowl

- 1961 Tom Watkins
- 1971 Otto Stowe
- 1972 George Campbell,  
Geary Murdock
- 1973 Lawrence Hunt
- 1974 Barry Hill, Mike Strachan
- 1975 Greg Pittman
- 1976 Otis Rodgers, Maynard Stensrud

### All-America Game

- 1962 Dave Hoppmann
- 1971 Otto Stowe
- 1975 Barry Hill

### Challenge Bowl

- 1963 Dick Limerick

### Japan Bowl

- 1976 Bob Bos
- 1977 Dave Greenwood, Tony Hawkins
- 1978 Tom Randall
- 1979 Tom Boskey, Dexter Green,  
Coach Earle Bruce
- 1989 Mike Busch

### Olympia Challenge Bowl

- (Big Eight vs. Pac-10)
- 1979 Mike Clemons, Ray Hardee,  
Tom Perticone, Guy Preston

### Olympia Gold Bowl

- 1978 Dexter Green
- 1982 Dwayne Crutchfield

### Las Vegas Bowl

- 2005 LaMarcus Hicks, Nick Leaders

### Dallas Dream Game

- 1939 Ed Bock

### NFLPA Collegiate Bowl

- 2013 Jeremiah George

### Medal Of Honor Bowl

- 2013 Deon Broomfield





# IOWA STATE FOOTBALL

## 1971 SUN BOWL

Louisiana State 33  
Iowa State 15

Dec. 18, 1971 • El Paso, Texas


### Score by Periods

	1	2	3	4	F
Louisiana State	6	0	13	14	33
Iowa State	0	3	6	6	15



The 1971 Cyclones were picked for last place in a preseason Big Eight Conference poll. Under head coach Johnny Majors, Iowa State surprised the league, posting an 8-4 record and accepted a Sun Bowl invitation, the first such postseason appearance in ISU history. Running back George Amundson rushed for 1,260 yards and 15 touchdowns, then both school records. Tight end Keith Krepfle made 40 catches

for 570 yards and seven TDs. Quarterback Dean Carlson threw for a then-school-record 1,867 yards. Linebacker Keith Schroeder earned first-team all-Big Eight honors. Before a national TV audience, Louisiana State and quarterback Bert Jones prevailed 33-15 over the Cyclones before a sellout crowd.



Iowa State's 1971 Sun Bowl five-down goal-line stand against LSU was a highlight of the Cyclones' first postseason appearance.


## 1972 LIBERTY BOWL

Georgia Tech 31  
Iowa State 30

Dec. 18, 1972 • Memphis, Tenn.

### Score by Periods

	1	2	3	4	F
Georgia Tech	3	14	7	7	31
Iowa State	14	7	3	6	30



Iowa State, with former running back George Amundson now playing quarterback, was hot out of the gate, bolting to a 5-1 record. When the Cyclones fought to a 23-23 tie in Ames against No. 3 Nebraska on Nov. 11, they were ranked an all-time high 12th nationally with a 5-2-1 record. ISU accepted an invitation to the Liberty Bowl to face Georgia Tech. In the bowl game, Iowa State scored on a 5-yard TD pass from Amundson to Ike Harris that left ISU down

31-30 with 1:36 left. A two-point conversion attempt failed. After the game head coach Johnny Majors announced he was leaving Iowa State to become head coach at Pittsburgh, where he would win a national championship four years later. Amundson, who passed for a then-school-record 2,110 yards, was joined on the all-Big Eight first team by offensive lineman Geary Murdock and defensive end Merv Krakau. Mike Strachan led the league in rushing with 1,260



George Amundson passed for 153 yards and rushed for 78 in Iowa State's 1972 Liberty Bowl appearance. His 2,387 yards of total offense that season ranks 10th on the all-time ISU single-season list.



Wide receiver Ike Harris was a part of Iowa State's Sun Bowl and Liberty Bowl teams before a successful career in the NFL.



# IOWA STATE FOOTBALL


## 1977 PEACH BOWL

North Carolina State 24  
Iowa State 14

Dec. 31, 1977 • Atlanta/Fulton County Stadium • Atlanta, Ga.

### Score by Periods

	1	2	3	4	F
N.C. State	7	14	0	3	24
Iowa State	0	0	0	14	14



Iowa State earned a Peach Bowl berth by posting a second-straight eight-win season. The invitation soothed some of the lingering sting from not having received a bowl bid after an 8-3 1976 campaign. The Cyclones' biggest win of an the 1977 regular season was a 24-21 win at No. 9 Nebraska. ISU faced off against North Carolina State as more than 12,000 Iowa State fans made the trip to Atlanta. The Wolfpack prevailed

24-14 over the Earle Bruce-coached Cyclones. The ISU defense was led by all-Big Eight linemen Tom Randall and Mike Stensrud. The secondary featured first-team all-conference cornerback Kevin Hart. Tailback Dexter "Money" Green was the offensive leader, rushing for 1,240 yards and 15 touchdowns.



Iowa State's defense, Tom Perticone (33), Jerry Washington (17), Mark Settle (57), Greg Rensink (71), Mike Stensrud (63), Craig Volkens (52) and Tom Boskey (96) after holding North Carolina State late in ISU's Peach Bowl defeat.


## 1978 HALL OF FAME BOWL

Texas A&M 28  
Iowa State 12

Dec. 20, 1978 • Legion Field • Birmingham, Ala.

### Score by Periods

	1	2	3	4	F
Texas A&M	0	14	0	14	28
Iowa State	0	6	6	0	12



The Cyclones made a second-straight bowl game, winning its last four regular-season contests to take an 8-3 record into the Hall of Fame Bowl against Texas A&M. Aggie running back Curtis Dickey rushed for 276 yards and a touchdown as Texas A&M won 28-12. With 148 rushing yards against the Aggies, Dexter Green finished his career as Iowa State's all-time leading rusher with

3,437 yards and 34 rushing touchdowns. After the game, ISU head coach Earle Bruce announced he was taking the job as head coach at his alma mater, Ohio State. Green and defensive tackle Mike Stensrud were tabbed as All-Americans and first-team all-Big Eight honorees for the second straight season.



All-American defensive tackle Mike Stensrud led Iowa State's defensive efforts in a pair of bowl seasons. A first-team all-Big Eight selection in 1977 and 1978, he finished his collegiate days with 306 tackles before a long career in the NFL.



Quarterback Walter Grant played an integral role in ISU's 1978 Hall of Fame Bowl campaign. Grant helped guide ISU to its third-consecutive 8-3 regular season.





# IOWA STATE FOOTBALL


## 2000 INSIGHT.COM BOWL

Pittsburgh 29  
Iowa State 37

Dec. 28, 2000 • Bank One Ball Park • Phoenix, Ariz.

### Score by Periods

	1	2	3	4	F
Pittsburgh	7	0	13	9	29
Iowa State	7	20	0	10	37



Iowa State's patience with head coach Dan McCarney paid off big time when the Cyclones posted a 9-3 record in McCarney's fifth season as ISU head coach. The nine wins were the most by an ISU team since 1906. The team's reward was a date with Pittsburgh in the Insight.com.Bowl, Iowa State's first bowl trip in 22 years. Led by quarterback Sage Rosenfels and tailback Ennis Hayward, the Cyclone offense averaged 424 yards per game. Hayward led

the Big 12 in rushing at 123.7 yards per game. Center Ben Bruns earned All-America honors. More than 30,000 Iowa State fans were in Bank One Ball Park to watch the Cyclones prevail 37-29 over the Panthers. Rosenfels was 23-of-34 through the air for 308 yards and two touchdowns to earn offensive player-of-the-game honors. ISU defensive end Reggie Hayward was the defensive player of the game.



Reggie Hayward capped his career by earning defensive MVP honors in Iowa State's 37-29 victory over Pittsburgh in the 2000 Insight.com Bowl.



Sage Rosenfels hit on 23-of-34 passes for 308 yards and two touchdowns to lead the Iowa State offense in the Cyclones' Insight.com Bowl victory.

## 2001 INDEPENDENCE BOWL

Alabama 14  
Iowa State 13

Dec. 27, 2001 • Independence Stadium • Shreveport, La.

### Score by Periods

	1	2	3	4	F
Alabama	0	7	0	7	14
Iowa State	3	7	3	0	13



Iowa State's high hopes for junior college transfer quarterback Seneca Wallace were not unfounded. The Sacramento, Calif., native would be the 2001 Big 12 Conference Offensive Newcomer of the Year. Wallace's pinpoint passing and ability to run in the open field like a kick returner helped him rack up a then-school-record 2,519 yards of total offense. In the regular season finale against Iowa, Wallace was at his best, completing 20-of-27 passes for

228 yards and a touchdown. The Cyclones went on to dominate Alabama in the Independence Bowl, outgaining the Crimson Tide, 456-259. Wallace threw for 284 yards and Ennis Hayward rushed for 125 yards on 20 carries, but ISU had trouble converting long drives into points. When Tony Yelk's 47-yard field-goal attempt was wide by inches or less as the final seconds ticked off the clock, Alabama escaped with a 14-13 victory.



Seneca Wallace was voted MainStay Independence Bowl offensive player of the game, completing 25-of-42 passes for 284 yards.



Craig Campbell closed out his Cyclone career with seven catches for 109 yards in the Independence Bowl.





# IOWA STATE FOOTBALL

## 2002 HUMANITARIAN BOWL

Boise State 34  
Iowa State 16

Dec. 31, 2002 • Bronco Stadium • Boise, Idaho

### Score by Periods

	1	2	3	4	F
Boise State	0	7	14	13	34
Iowa State	3	7	0	6	16



The first half of the 2002 ISU football season was unforgettable. Iowa State nearly upset Florida State in the season-opening Eddie Robinson Classic in Kansas City, Mo. Quarterback Seneca Wallace led a furious nationally televised comeback at Iowa when the Cyclones trailed 24-7, bringing his team back for a 36-31 victory. On Sept. 28, No. 19 Iowa State beat No. 20 Nebraska in Ames, ISU's first win over the Huskers since 1992. On national television the following week against Texas Tech in Ames, Wallace concocted a wild, scrambling 12-yard TD run that covered

135 yards in the Cyclones' 31-17 victory. The win improved Iowa State to 6-1 and ISU ranked an all-time school-high ninth on the *Associated Press* poll. The second half of the season was much tougher and the Cyclones took a 7-6 record into its final game against No. 18 Boise State on the Broncos' home field in the Humanitarian Bowl. Boise State prevailed, 34-16. Wallace left behind unassailable two-year career stats, including 5,289 yards passing and 6,201 total yards. The Humanitarian Bowl appearance marked the Cyclones' unprecedented third straight bowl bid.



Anthony Forrest was named defensive player of the Humanitarian Bowl after collecting 14 tackles, including one sack.



Seneca Wallace led Iowa State to an unprecedented third consecutive bowl game.

## 2004 INDEPENDENCE BOWL

Miami (Ohio) 13  
Iowa State 17

Dec. 28, 2004 • Independence Stadium • Shreveport, La.

### Score by Periods

	1	2	3	4	F
Miami	0	7	6	0	13
Iowa State	7	3	0	7	17



Little was expected of the 2004 Iowa State Cyclones. A 2-10 2003 season was fresh in the minds of the Big 12 Conference media, which picked ISU sixth (last) in the league's North Division because there was no seventh. When Dan McCarney's Cyclones started 2-4 overall and 0-3 in the Big 12, it seemed to affirm the pessimists' prognostications. But Iowa State finished with a vengeance, winning its next four games. The biggest triumph was at Kansas State. ISU trailed 23-9 in the fourth quarter but

rallied for a stirring 37-23 victory. The Cyclones lost in overtime to Missouri the following week but still tied for the Big 12 North Division title. In the Independence Bowl, Iowa State prevailed for a 17-13 win as freshman quarterback Bret Meyer rolled up 236 yards of total offense. All-Big 12 cornerback Ellis Hobbs iced the win with a 41-yard interception return in the game's final minute, the final play of a great Cyclone career.



Freshman quarterback Bret Meyer earned the Independence Bowl's offensive player of the game trophy after rushing for 122 of ISU's bowl-record 295 yards on the ground, adding 114 passing yards.



Nik Moser logged 10 tackles and broke up one pass against Miami, earning Independence Bowl defensive-player-of-the-game honors.



# IOWA STATE FOOTBALL

## 2005 EV1.NET HOUSTON BOWL

TCU 27  
Iowa State 24

Dec. 31, 2005 • Reliant Stadium • Houston, Texas

### Score by Periods

	1	2	3	4	F
TCU	14	10	0	3	27
Iowa State	0	17	7	0	24



The 2005 Iowa State football team overcame an 0-3 Big 12 Conference start and four heartbreaking losses, three in overtime, to post the 16th seven-win season in Cyclone football history. The team featured one of the best defenses in Iowa State history, allowing opponents just 2.98 yards per rush and an all-time low 10 rushing touchdowns. The season included a 23-3 win over No. 8 Iowa, a 42-14 rout of Texas A&M in College Station, Texas, and a 30-16 win at home over No. 22 Colorado. A late field goal helped TCU win the Houston

Bowl, 27-24. Sophomore quarterback Bret Meyer threw for 2,876 yards in 2005 and wide receiver Todd Blythe became the third 1,000-yard receiver in school history. The defense forced 35 turnovers and allowed a school-record low 102.7 rushing yards per game. The Cyclones' drive to a fifth bowl game in six years was in part keyed by all-conference linebacker Tim Dobbins, all-league defensive tackle Brent "Big Play" Curvey and all-conference nose guard Nick Leaders.



Todd Blythe was the offensive MVP of the 2005 EV1.net Houston Bowl. The Indianola native caught five passes for 105 yards and two touchdowns against TCU.



Defensive tackle Brent "Big Play" Curvey had four tackles against TCU in the 2005 EV1.net Houston Bowl.

## 2009 INSIGHT BOWL

Minnesota 13  
Iowa State 14

Dec. 31, 2009 • Sun Devil Stadium • Tempe, Ariz.

### Score by Periods

	1	2	3	4	F
Minnesota	3	0	10	0	13
Iowa State	0	14	0	0	14



Iowa State capped an inspiring 7-6 first season under head coach Paul Rhoads with a 14-13 win over Minnesota in the Insight Bowl against Big Ten foe Minnesota Dec. 31 in Tempe, Ariz. Rhoads was the first ISU rookie head coach to win seven games since Clyde Williams in 1907. The 2009 season included a heroic 9-7 win over Big 12 North Division champion Nebraska, in which the Cyclones played without starting quarterback Austen Arnaud and starting running back Alexander Robinson. Arnaud threw for 2,015 yards and 14 touchdowns. Robinson rushed for over 100 yards six

times to finish second in the Big 12 rushing (99.58 ypg). Robinson rushed for 137 yards vs. Minnesota in the Insight Bowl. Iowa State was the second-best team nationally in redzone defense in 2009. The Cyclones held three conference opponents to 10 points or less for the first time since 1965. Strong safety David Sims was named the Big 12 Conference Defensive Newcomer of the Year after making 88 tackles and a team-high five interceptions. ISU ranked 36th nationally in turnover margin and got strong play on defense from Insight Bowl Defensive MVP and defensive end Christopher Lyle.



Alexander Robinson was named the offensive MVP of the Insight Bowl after rushing for 137 yards on 22 carries.



Christopher Lyle was named the Insight Bowl defensive MVP after tallying five solo tackles, including two for loss, and a sack.





# IOWA STATE FOOTBALL


## 2011 PINSTRIPE BOWL

Rutgers 27  
Iowa State 13

Dec. 30, 2011 • Yankee Stadium • New York, N.Y.

### Score by Periods

	1	2	3	4	F
Rutgers	0	17	0	10	27
Iowa State	6	0	0	7	13



Rutgers quarterback Chas Dodd hit Brandon Coleman for a 86-yard touchdown with 5:47 remaining to seal a 27-13 Pinstripe Bowl victory over Iowa State at Yankee Stadium in front of 38,328 fans.

ISU got off to a good start as Zach Guyer hit a 40-yard field goal on the game's opening possession. The Cyclones started the game with gains of 23, eight and 10 yards on the ground before the drive stalled and Guyer connected on the field goal. After a three-and-out by Rutgers, ISU again marched down the field and Guyer hit a 46-yard field goal to give the Cyclones a 6-0 edge.

Rutgers would respond with the next 20 points of the game. In the fourth quarter, Cyclone Jeff Woody dashed in for his sixth touchdown of the season to close the gap to 20-13. Coleman's touchdown catch and an interception by Logan Ryan sealed the Cyclones' fate.

Steele Jantz, who replaced starter Jared Barnett in the second quarter, finished 15-of-31 for 197 yards. Aaron Horne grabbed five catches for 46 yards and Josh Lenz had four catches for 72 yards. Big 12 Co-Defensive Player of the Year A.J. Klein had a game-high 16 tackles.



Jeff Woody scored Iowa State's lone touchdown, a 20-yard run in the fourth quarter.



A.J. Klein tied a career-high with 15 tackles against Rutgers.


## 2012 LIBERTY BOWL

Iowa State 17  
Tulsa 31

Dec. 31, 2012 • Liberty Bowl • Memphis, Tenn.

### Score by Periods

	1	2	3	4	F
Iowa State	17	0	0	0	17
Tulsa	7	14	7	3	31



Iowa State stormed out of the gates and led early but Tulsa controlled much of the rest of the game en route to a 31-17 victory at the Liberty Bowl in front of an announced crowd of 53,687, the largest ever to witness an ISU bowl game.

Jeremy Reeves returned his interception 31 yards for a touchdown to put Iowa State up 10-0 with 7:44 remaining in the first quarter. After Tulsa responded with a nine-play drive that resulted in a touchdown, Sam Richardson hit Ernst Brun who scampered in for the 69-yard score to make it 17-7 at the end of the opening stanza.

That would be all the scoring for the Cyclones as Tulsa responded with the final 24 points of the game.

Richardson, who battled illness, finished 10-for-21 for 129 yards in the air. The redshirt freshman also had a team-high 46 yards on the ground. Brun finished with four catches for 102 yards to lead the Cyclones through the air.

Senior linebacker A.J. Klein capped his career with 19 tackles and Jevohn Miller added 12 for the Cyclones.



Ernst Brun's 69-yard touchdown catch in the first quarter was the longest in Iowa State bowl history.



Jeremy Reeves returned an interception 31 yards for a touchdown. It was the third TD of his career.






# IOWA STATE FOOTBALL

## RECORDS VS. ALL OPPONENTS

Team	First Game	W	L	T
Air Force	1975	2	0	0
Alabama	2001	0	1	0
Arizona	1948	1	4	1
Arkansas	1973	0	1	0
Army	1964	2	1	0
Ball State	1998	1	0	0
<b>Baylor</b>	<b>1988</b>	<b>6</b>	<b>6</b>	<b>0</b>
Boise State	2002	0	1	0
Boston College	1961	0	1	0
Bowling Green	1977	2	0	0
Brigham Young	1968	4	0	0
Buffalo	1968	1	0	0
Butte Athletic Club	1895	0	1	0
California	1963	0	1	0
Camp Dodge	1918	0	1	0
Central (Iowa)	1933	1	0	0
Central Oklahoma	1922	0	1	0
Coe	1902	16	2	0
Colorado	1946	15	49	1
Colorado State	1966	4	1	0
Connecticut	2002	1	1	0
Cornell	1893	14	3	1
Creighton	1920	1	0	0
Dayton	1977	1	0	0
Denver	1933	7	3	0
Des Moines U	1904	4	0	0
Des Moines Y	1892	4	0	0
Detroit	1931	1	1	0
Doane	1944	1	0	0
Drake	1898	48	17	4
Dubuque	1949	1	0	0
Eastern Illinois	1991	1	0	0
Eldora	1896	1	0	0
Ellsworth	1915	1	0	0
Florida State	1975	1	1	0
Fort Dodge	1894	1	0	0
Georgia Tech	1972	0	1	0
Grinnell	1893	20	10	3
Gustavus Adolphus	1944	1	0	0
Highland Park	1903	2	0	0
Idaho	1971	2	0	0
Illinois	1927	1	3	2
Illinois State	2005	1	0	0
Indiana State	1986	2	0	0
<b>Iowa</b>	<b>1894</b>	<b>21</b>	<b>40</b>	<b>0</b>
Iowa Falls	1896	1	0	0
Iowa Pre-Flight	1943	0	1	0
<b>Kansas</b>	<b>1898</b>	<b>38</b>	<b>49</b>	<b>6</b>
<b>Kansas State</b>	<b>1917</b>	<b>49</b>	<b>44</b>	<b>4</b>
Kent State	1971	6	1	0
Louisiana-Monroe	1980	1	0	0

Team	First Game	W	L	T
Louisiana State	1971	0	1	0
Loyola (La.)	1930	0	1	0
Luther	1934	3	0	0
Marquette	1927	2	8	1
Miami (Ohio)	2004	1	0	0
Michigan State	1947	0	2	0
Minnesota	1895	3	22	1
Missouri	1896	34	61	9
Morningside	1906	8	1	0
Nebraska	1896	18	85	2
Nebraska Wesleyan	1924	1	0	0
New Mexico	1965	5	1	0
New Mexico State	1983	0	1	0
North Carolina State	1977	0	1	0
<b>North Dakota State</b>	<b>2009</b>	<b>1</b>	<b>0</b>	<b>0</b>
Northern Illinois	1993	3	1	0
Northern Iowa	1899	20	5	3
Northwestern (Ill.)	1895	1	7	0
Ohio	1962	7	0	0
<b>Oklahoma</b>	<b>1928</b>	<b>5</b>	<b>71</b>	<b>2</b>
<b>Oklahoma State</b>	<b>1926</b>	<b>18</b>	<b>27</b>	<b>3</b>
Omaha Guards	1902	1	0	0
Oregon State	1962	0	1	0
Ottumwa NAS	1943	0	1	0
Pacific	1960	2	1	0
Panora	1894	2	0	0
Pittsburgh	2000	1	0	0
Rice	1930	2	3	0
Rush Medical	1898	1	0	0
Rutgers	2011	0	1	0
San Diego State	1970	3	3	0
San Jose State	1958	3	0	0
Simpson	1894	15	1	1
Sioux City	1895	1	0	0
South Carolina	1967	0	1	0
South Dakota	1899	9	0	0
South Dakota State	1952	3	0	0
State Center	1892	0	0	1
Still College	1901	2	0	0
Syracuse	1957	0	1	1
Tennessee	1982	0	1	0
Tennessee Tech	2002	1	0	0
<b>Texas</b>	<b>1979</b>	<b>1</b>	<b>10</b>	<b>0</b>
Texas A&M	1978	1	10	0
<b>TCU</b>	<b>1995</b>	<b>1</b>	<b>4</b>	<b>0</b>
<b>Texas Tech</b>	<b>1967</b>	<b>3</b>	<b>9</b>	<b>0</b>
<b>Toledo</b>	<b>2006</b>	<b>1</b>	<b>1</b>	<b>0</b>
Troy	2002	1	0	0
Tulane	1987	3	1	0
Tulsa	1961	3	1	0
UCLA	1926	1	1	0

Team	First Game	W	L	T
UNLV	1995	4	1	0
Upper Iowa	1935	1	0	0
Utah	1970	4	1	0
Utah State	1985	1	0	0
Vanderbilt	1983	1	1	0
Villanova	1942	0	2	0
Virginia Military	1963	1	0	0
Washington	1974	0	1	0
Washington Univ. (Mo.)	1913	6	1	0
Wayne State	1951	1	0	0
West Texas A&M	1981	2	0	0
<b>West Virginia</b>	<b>2012</b>	<b>1</b>	<b>1</b>	<b>0</b>
Western Illinois	2012	1	0	0
Western Michigan	1990	1	1	0
Wichita State	1977	2	0	0
William Penn	1900	2	0	0
Wisconsin	1895	0	7	0
Wyoming	1986	1	3	0
<b>TOTALS</b>		<b>508</b>	<b>611</b>	<b>46</b>





# IOWA STATE FOOTBALL

## ALL-TIME SERIES RESULTS

### Air Force

**Games:** 2  
**Series Record:** 2-0-0  
**Home:** 1-0-0  
**Away:** 1-0-0  
 9-20-1975 H W 17-12  
 9-18-1976 A W 41-6

### Alabama

**Games:** 1  
**Series Record:** 0-1-0  
**Neutral:** 0-1-0  
 12-27-2001 N L 13-14

### Arizona

**Games:** 6  
**Series Record:** 1-4-1  
**Home:** 0-1-0  
**Away:** 1-3-1  
 11-20-1948 A L 7-14  
 11-25-1950 A L 26-27  
 9-27-1958 A W 14-10  
 11-21-1964 A T 0-0  
 11-19-1966 A L 24-27  
 9-21-1968 H L 12-21

### Arkansas

**Games:** 1  
**Series Record:** 0-1-0  
**Away:** 0-1-0  
 9-29-1973 A L 19-21

### Army

**Games:** 3  
**Series Record:** 2-1-0  
**Home:** 1-0-0  
**At Jack Trice Stadium:** 1-0-0  
**Away:** 1-1-0  
 10-31-1964 A L 7-9  
 9-23-2005 A W 28-21  
 9-26-2009 H W 31-10

### Ball State

**Games:** 1  
**Series Record:** 1-0-0  
**Home:** 1-0-0  
 9-19-1998 H W 38-0

### Baylor

**Games:** 12  
**Series Record:** 6-6-0  
**Home:** 4-2-0  
**At Jack Trice Stadium:** 4-2-0  
**Away:** 2-4-0  
 9-17-1988 H L 0-35  
 10-26-1996 A L 21-49  
 10-25-1997 H W 24-17  
 9-30-2000 A W 31-17  
 9-29-2001 H W 41-0  
 10-23-2004 A W 26-25  
 10-8-2005 H L 13-23  
 10-11-2008 A L 10-38  
 10-17-2009 H W 24-10  
 10-8-2011 A L 26-49  
 10-27-2012 H W 35-21  
 10-19-2013 A L 7-71

### Boise State

**Games:** 1  
**Series Record:** 0-1-0  
**Away:** 0-1-0  
 12-31-2002 A L 16-34

### Boston College

**Games:** 1  
**Series Record:** 0-1-0  
**Away:** 0-1-0  
 11-4-1961 A L 10-14

### Bowling Green

**Games:** 2  
**Series Record:** 2-0-0  
**Home:** 1-0-0  
**At Jack Trice Stadium:** 1-0-0  
**Away:** 1-0-0  
 9-24-1977 A W 35-21  
 9-15-1979 H W 38-10

### Brigham Young

**Games:** 4  
**Series Record:** 4-0-0  
**Home:** 2-0-0  
**Away:** 2-0-0  
 9-28-1968 A W 28-20  
 9-27-1969 H W 10-0  
 10-13-1973 A W 26-24  
 9-28-1974 H W 34-7

### Buffalo

**Games:** 1  
**Series Record:** 1-0-0  
**Home:** 1-0-0  
 9-14-1968 H W 28-10

### Butte Athletic Club

**Games:** 1  
**Series Record:** 0-1-0  
**Away:** 0-1-0  
 9-15-1895 A L 10-12

### California

**Games:** 1  
**Series Record:** 0-1-0  
**Away:** 0-1-0  
 9-21-1963 A L 8-15

### Camp Dodge

**Games:** 1  
**Series Record:** 0-1-0  
**Home:** 0-1-0  
 11-9-1918 H L 0-6

### Central

**Games:** 1  
**Series Record:** 1-0-0  
**Home:** 1-0-0  
 9-23-1933 H W 14-0

### Central Oklahoma

**Games:** 1  
**Series Record:** 0-1-0  
**Home:** 0-1-0  
 11-18-1922 H L 13-14

### Coe

**Games:** 18  
**Series Record:** 16-2-0  
**Home:** 16-2-0  
 11-8-1902 H W 53-0  
 10-17-1903 H W 36-5  
 10-1-1904 H W 22-0  
 9-30-1905 H W 29-0  
 9-28-1905 H W 28-6  
 11-18-1905 H W 36-0  
 10-5-1906 H W 18-0  
 10-4-1907 H W 34-0  
 10-3-1908 H W 34-0

10-2-1909 H W 11-5  
 10-1-1910 H W 12-0  
 10-7-1911 H W 25-0  
 10-3-1914 H W 27-6  
 10-6-1917 H W 7-0  
 10-4-1919 H W 3-0  
 10-2-1920 H L 0-6  
 10-1-1921 H W 28-3  
 10-7-1922 H L 0-24  
 9-23-1939 H W 19-0

### Colorado

**Games:** 65  
**Series Record:** 15-49-1  
**Home:** 9-24-0  
**At Jack Trice Stadium:** 6-12-0  
**Away:** 6-25-1  
 9-21-1946 A L 7-13  
 9-27-1947 H L 0-7  
 10-16-1948 H W 18-7  
 10-8-1949 A W 13-6  
 9-23-1950 H W 14-7  
 11-3-1951 A L 20-47  
 10-18-1952 H L 12-21  
 10-31-1953 A L 34-41  
 10-16-1954 H L 0-20  
 11-19-1955 A L 0-40  
 10-20-1956 H L 0-52  
 11-23-1957 A L 21-38  
 10-18-1958 H L 0-20  
 10-17-1959 A W 27-0  
 10-15-1960 H L 6-21  
 11-25-1961 A L 0-34  
 10-20-1962 H W 57-19  
 10-19-1963 A W 19-7  
 10-17-1964 H L 7-14  
 10-16-1965 A T 10-10  
 10-15-1966 H L 21-41  
 10-7-1967 A L 0-34  
 10-5-1968 H L 18-28  
 10-11-1969 H L 0-14  
 10-10-1970 A L 10-61  
 10-9-1971 H L 14-24  
 10-14-1972 A L 22-34  
 10-6-1973 H L 16-23  
 10-12-1974 A L 7-34  
 11-1-1975 H L 27-28  
 10-23-1976 A L 14-33  
 11-5-1977 H L 7-12  
 11-18-1978 A W 20-16

11-3-1979 H W 24-10  
 11-1-1980 A L 9-17  
 10-24-1981 H W 17-10  
 10-23-1982 A W 31-14  
 10-15-1983 H W 22-10  
 10-13-1984 A L 21-23  
 10-19-1985 H L 6-40  
 10-18-1986 A L 3-31  
 10-31-1987 H L 10-42  
 10-29-1988 A L 12-24  
 10-14-1989 H L 17-52  
 10-13-1990 A L 12-28  
 11-23-1991 H L 14-17  
 11-21-1992 A L 10-33  
 11-20-1993 H L 16-21  
 11-19-1994 A L 20-41  
 10-21-1995 H L 28-50  
 11-9-1996 A L 42-49  
 11-8-1997 H L 38-43\*  
 11-14-1998 A L 8-37  
 10-23-1999 H L 12-16  
 11-11-2000 A W 35-27  
 11-10-2001 H L 27-40  
 11-16-2002 A L 27-41  
 11-15-2003 H L 10-44  
 10-16-2004 A L 14-19  
 11-12-2005 H W 30-16  
 11-11-2006 A L 16-33  
 11-10-2007 H W 31-28  
 11-8-2008 A L 24-28  
 11-14-2009 H W 17-10  
 11-13-2010 A L 14-34

\*Game later forfeited to Iowa State

### Colorado State

**Games:** 5  
**Series Record:** 4-1-0  
**Home:** 3-0-0  
**At Jack Trice Stadium:** 2-0-0  
**Away:** 1-1-0  
 11-26-1966 A L 10-34  
 9-26-1970 H W 37-6  
 9-16-1972 A W 41-0  
 10-4-1980 H W 69-0  
 9-24-1983 H W 21-17



# IOWA STATE FOOTBALL

## ALL-TIME SERIES RESULTS

### Connecticut

**Games:** 2  
**Series Record:** 1-1-0  
**Home:** 0-1-0  
**At Jack Trice Stadium:** 0-1-0  
**Away:** 1-0-0

11-23-2002	H	L	20-37
11-16-2011	A	W	24-20

### Cornell College

**Games:** 18  
**Series Record:** 14-3-1  
**Home:** 10-1-1  
**Away:** 3-2-0  
**Neutral:** 1-0-0

1893	H	L	6-14
9-5-1896	N	W	50-0
9-30-1899	A	W	32-0
11-24-1900	H	W	17-0
11-21-1901	H	W	28-12
10-25-1902	A	L	15-17
11-20-1903	A	W	41-0
11-18-1904	H	W	41-6
9-29-1906	H	W	81-0
10-26-1907	H	W	17-0
10-17-1908	A	L	0-6
11-6-1909	H	W	18-6
11-11-1911	H	W	15-0
11-9-1912	A	W	21-0
11-8-1913	H	W	14-0
11-7-1914	H	W	69-0
9-28-1935	H	T	6-6
10-17-1936	H	W	38-0

### Creighton

**Games:** 1  
**Series Record:** 1-0-0  
**Away:** 1-0-0

11-6-1920	A	W	17-0
-----------	---	---	------

### Dayton

**Games:** 1  
**Series Record:** 1-0-0  
**Home:** 1-0-0  
**At Jack Trice Stadium:** 1-0-0

10-1-1977	H	W	17-13
-----------	---	---	-------

### Denver

**Games:** 10  
**Series Record:** 7-3-0  
**Home:** 1-1-0  
**Away:** 6-2-0

9-29-1933	A	W	18-13
9-23-1938	A	W	14-7
9-29-1939	A	L	0-6
9-27-1940	A	L	7-14
9-26-1941	A	W	7-6
9-25-1942	A	W	7-0
9-17-1955	H	L	7-19
9-15-1956	A	W	13-10
9-21-1957	H	W	10-0
9-25-1959	A	W	28-12

### Des Moines U

**Games:** 4  
**Series Record:** 4-0-0  
**Home:** 4-0-0

11-12-1904	H	W	16-0
10-6-1906	H	W	45-0
10-30-1909	H	W	23-0
10-15-1910	H	W	17-0

### Des Moines Y

**Games:** 4  
**Series Record:** 4-0-0  
**Home:** 1-0-0  
**Away:** 2-0-0  
**Neutral:** 1-0-0

1892	H	W	30-0
9-3-1894	A	W	18-4
10-17-1896	N	W	24-16
11-21-1896	A	W	15-0

### Detroit

**Games:** 2  
**Series Record:** 1-1-0  
**Away:** 1-1-0

10-9-1931	A	L	0-20
9-23-1960	A	W	44-21

### Doane

**Games:** 1  
**Series Record:** 1-0-0  
**Home:** 1-0-0

10-7-1944	H	W	59-0
-----------	---	---	------

### Drake

**Games:** 69  
**Series Record:** 48-17-4  
**Home:** 24-5-1  
**At Jack Trice Stadium:** 4-1-0  
**Away:** 24-12-3

10-29-1898	H	W	17-16
11-10-1900	A	L	0-16
11-16-1901	H	L	5-12
11-15-1902	A	T	0-0
11-26-1903	A	W	16-0
11-24-1904	A	W	19-0
11-30-1905	A	W	17-12
11-29-1906	A	W	7-0
11-30-1907	A	W	13-8
11-26-1908	A	W	12-6
11-25-1909	A	L	0-11
11-24-1910	A	W	2-0
11-25-1911	A	W	6-0
11-23-1912	A	W	27-3
11-22-1913	A	W	26-3
11-21-1914	A	W	52-0
11-25-1915	A	W	28-14
11-30-1916	A	W	32-14
11-29-1917	A	W	47-0
11-27-1919	A	W	14-0
11-5-1921	A	W	7-0
11-4-1922	A	L	7-14
11-3-1923	A	L	0-21
11-22-1924	H	W	10-0
11-21-1925	A	W	7-6
11-13-1926	H	W	13-7
11-5-1927	A	W	7-0
11-24-1928	A	L	0-18
11-16-1929	H	L	0-7
11-22-1930	A	L	19-20
11-14-1931	H	L	6-7
11-19-1932	H	W	34-13
11-25-1933	A	T	7-7
11-17-1934	H	W	33-12
11-16-1935	A	T	7-7
11-21-1936	H	W	21-7
10-23-1937	A	L	0-30
11-5-1938	H	W	14-0
10-21-1939	A	L	0-7
11-9-1940	H	W	7-6
11-15-1941	A	L	13-14
10-17-1942	H	W	29-6
11-13-1943	H	W	20-0
11-18-1944	H	W	9-0

11-17-1945	A	W	8-6
11-9-1946	H	T	7-7
11-8-1947	A	W	36-6
11-6-1948	H	W	2-0
11-5-1949	A	W	21-8
11-11-1950	H	L	21-35
10-27-1951	A	W	13-0
11-8-1952	H	W	55-7
10-24-1953	A	L	7-12
10-30-1954	H	W	35-0
10-29-1955	A	L	21-27
11-3-1956	H	W	39-14
11-2-1957	A	L	0-20
9-20-1958	H	W	33-0
9-19-1959	A	W	41-0
9-17-1960	H	W	46-0
9-16-1961	A	W	21-0
9-15-1962	H	W	14-7
9-19-1964	H	W	25-0
9-18-1965	H	W	21-0
9-11-1976	H	W	58-14
9-30-1978	H	W	35-7
9-25-1982	H	W	35-10
9-15-1984	H	W	21-17
10-5-1985	H	L	17-20

### Dubuque

**Games:** 1  
**Series Record:** 1-0-0  
**Home:** 1-0-0

9-17-1949	H	W	64-0
-----------	---	---	------

### Eastern Illinois

**Games:** 1  
**Series Record:** 1-0-0  
**Home:** 1-0-0  
**At Jack Trice Stadium:** 1-0-0

9-7-1991	H	W	42-13
----------	---	---	-------

### Eldora

**Games:** 1  
**Series Record:** 1-0-0  
**Away:** 1-0-0

11-28-1896	A	W	62-0
------------	---	---	------

### Ellsworth

**Games:** 1  
**Series Record:** 1-0-0  
**Away:** 1-0-0

9-25-1915	H	W	31-0
-----------	---	---	------

### Florida State

**Games:** 2  
**Series Record:** 1-1-0  
**Away:** 1-0-0  
**Neutral:** 0-1-0

9-27-1975	A	W	10-6
8-24-2002	N	L	31-38

### Fort Dodge

**Games:** 1  
**Series Record:** 1-0-0  
**Neutral:** 1-0-0

9-2-1894	N	W	46-0
----------	---	---	------

### Georgia Tech

**Games:** 1  
**Series Record:** 0-1-0  
**Neutral:** 0-1-0

12-18-1972	N	L	30-31
------------	---	---	-------

### Grinnell

**Games:** 33  
**Series Record:** 20-10-3  
**Home:** 11-3-1  
**Away:** 8-6-1  
**Neutral:** 1-1-1

1893	H	L	6-36
1893	H	L	2-6
9-29-1894	A	L	6-12
11-7-1896	N	W	40-0
10-30-1897	A	L	6-12
11-4-1899	N	L	0-15
11-18-1899	A	L	0-6
11-3-1900	A	L	5-22
9-28-1901	N	T	0-0
11-2-1901	H	L	0-23
10-18-1902	H	W	23-0
11-7-1903	A	W	41-6
11-5-1904	H	W	40-0
11-11-1905	A	W	38-4
11-17-1906	H	W	25-6
11-9-1907	A	W	49-0
11-14-1908	H	W	53-0
10-16-1909	A	W	24-0
10-28-1911	A	W	21-6
10-26-1912	H	W	31-7
9-27-1913	A	W	6-0





# IOWA STATE FOOTBALL

## ALL-TIME SERIES RESULTS

10-11-1919	H	W	7-0	<b>At Jack Trice Stadium:</b> 1-0-0	9-13-1986	A	L	7-43	10-27-1917	A	L	0-7	10-27-1973	H	L	20-22			
10-9-1920	A	W	28-0	9-3-2005	H	W	32-21	9-19-1987	H	L	9-48	10-25-1919	H	T	0-0	10-26-1974	A	W	22-6
10-8-1921	H	W	21-3					9-24-1988	A	L	3-10	10-23-1920	A	L	0-7	10-18-1975	H	L	10-21
10-21-1922	A	W	7-0	<b>Indiana State</b>	9-23-1989	H	L	21-31	10-22-1921	H	L	7-14	11-6-1976	A	W	31-17			
11-24-1923	H	W	13-6	<b>Games:</b> 2	9-22-1990	A	L	35-45	10-11-1924	A	W	13-10	10-29-1977	H	W	41-3			
11-15-1924	A	L	13-14	<b>Series Record:</b> 2-0-0	9-14-1991	H	L	10-29	10-10-1925	H	W	20-0	10-28-1978	A	W	13-7			
11-7-1925	H	T	9-9	<b>Home:</b> 2-0-0	9-12-1992	A	L	7-21	10-27-1928	A	T	0-0	10-20-1979	H	L	7-24			
10-16-1926	A	T	0-0	<b>At Jack Trice Stadium:</b> 2-0-0	9-11-1993	H	L	28-31	10-26-1929	H	L	0-33	10-18-1980	A	L	17-28*			
11-19-1927	H	W	14-0	9-20-1986	H	W	64-9	9-10-1994	A	L	9-37	10-25-1930	A	L	6-20	11-7-1981	H	L	11-24
10-13-1928	A	L	0-3	9-2-1999	H	W	33-7	9-16-1995	H	L	10-27	10-15-1932	H	L	0-26	11-6-1982	A	L	17-24
10-5-1929	H	W	27-7					9-14-1996	A	L	13-38	11-18-1933	A	L	6-20	10-8-1983	H	W	38-35
10-6-1934	H	W	26-6	<b>Iowa</b>	9-20-1997	H	L	20-63	11-3-1934	H	T	0-0	10-6-1984	A	L	14-33			
				<b>Games:</b> 61	9-12-1998	A	W	27-9	11-23-1935	A	W	21-12	10-12-1985	H	W	22-21			
<b>Gustavus Adolphus</b>				<b>Series Record:</b> 21-40-0	9-11-1999	H	W	17-10	10-10-1936	H	W	21-7	10-11-1986	A	W	13-10			
<b>Games:</b> 1				<b>Home:</b> 8-17-0	9-16-2000	A	W	24-14	10-16-1937	A	L	6-14	10-24-1987	A	W	42-28			
<b>Series Record:</b> 1-0-0				<b>At Jack Trice Stadium:</b> 6-11-0	11-24-2001	H	W	17-14	10-22-1938	H	W	21-7	10-22-1988	H	W	42-14			
<b>Home:</b> 1-0-0				<b>Away:</b> 13-23-0	9-14-2002	A	W	36-31	10-7-1939	A	L	0-14	10-7-1989	A	W	24-20			
9-30-1944	H	W	49-0	10-1-1894	A	W	16-8	9-13-2003	H	L	21-40	10-5-1940	H	W	7-0	10-6-1990	H	T	34-34
				10-28-1895	A	W	24-0	9-11-2004	A	L	10-17	10-25-1941	A	L	0-13	10-19-1991	A	L	0-41
<b>Highland Park</b>				11-5-1897	A	W	12-0	9-10-2005	H	W	23-3	11-14-1942	H	W	20-13	10-17-1992	H	L	47-50
<b>Games:</b> 2				10-28-1899	A	L	0-5	9-16-2006	A	L	17-27	10-9-1943	A	W	13-6	10-16-1993	A	L	20-35
<b>Series Record:</b> 2-0-0				10-18-1901	A	L	0-6	9-15-2007	H	W	15-13	10-14-1944	H	W	25-0	10-15-1994	H	L	23-41
<b>Home:</b> 2-0-0				11-1-1902	A	L	6-12	9-13-2008	A	L	5-17	10-6-1945	A	T	13-13	10-14-1995	A	L	7-34
9-25-1903	H	W	16-0	11-1-1904	A	L	6-10	9-12-2009	H	L	3-35	10-12-1946	H	L	8-24	11-2-1996	H	L	31-34
10-7-1916	H	W	19-0	11-24-1905	H	L	0-8	9-11-2010	A	L	7-35	10-4-1947	A	L	7-27	11-1-1997	A	L	24-34
				11-24-1906	A	W	2-0	9-10-2011	H	W	44-41 (3OT)	10-9-1948	H	L	7-20	11-21-1998	H	W	23-20
<b>Idaho</b>				11-23-1907	H	W	20-14	9-8-2012	A	W	9-6	10-1-1949	A	W	19-6	11-20-1999	A	L	28-31
<b>Games:</b> 2				11-13-1909	A	L	0-13	9-14-2013	H	L	21-27	10-14-1950	H	L	21-33	11-18-2000	H	W	38-17
<b>Series Record:</b> 2-0-0				11-5-1910	H	L	0-2					9-29-1951	A	L	33-53	11-17-2001	A	W	49-7
<b>Home:</b> 2-0-0				11-18-1911	A	W	9-0	<b>Iowa Falls</b>				10-11-1952	H	L	0-43	8-31-2002	H	W	45-3
9-18-1971	H	W	24-7	11-16-1912	H	L	7-20	<b>Games:</b> 1				10-3-1953	A	L	0-23	11-22-2003	A	L	7-36
9-22-1973	H	W	48-0	11-15-1913	A	L	7-45	<b>Series Record:</b> 1-0-0				10-9-1954	H	W	33-6	10-30-2004	H	W	13-7
				11-14-1914	H	L	6-26	<b>Neutral:</b> 1-0-0				10-8-1955	A	T	7-7	11-26-2005	A	L	21-24 (OT)
<b>Illinois</b>				11-13-1915	A	W	16-0	9-4-1896	N	W	46-0	10-13-1956	H	L	14-25	11-4-2006	H	L	10-41
<b>Games:</b> 6				11-18-1916	H	L	16-19					10-12-1957	A	W	21-6	11-17-2007	A	L	7-45
<b>Series Record:</b> 1-3-2				11-24-1917	A	L	3-6	<b>Iowa Pre-Flight</b>				10-11-1958	H	L	0-7	10-4-2008	H	L	33-35
<b>Away:</b> 1-3-2				11-16-1918	A	L	0-21	<b>Games:</b> 1				10-31-1959	A	L	0-7	10-10-2009	A	L	36-41
10-15-1927	A	T	12-12	11-22-1919	A	L	0-10	<b>Series Record:</b> 0-1-0				10-8-1960	H	L	14-28	10-30-2010	H	W	28-16
10-4-1930	A	L	0-7	11-20-1920	H	L	10-14	<b>Home:</b> 0-1-0				10-14-1961	A	L	7-21	11-5-2011	H	W	13-10
9-24-1949	A	T	20-20	11-4-1933	A	L	7-27	10-2-1943	H	L	13-33	10-13-1962	H	L	8-29	11-17-2012	A	W	51-23
9-27-1952	A	L	7-33	10-20-1934	H	W	31-6					10-12-1963	A	W	17-14	11-23-2013	H	W	34-0
10-1-1955	A	L	0-40	9-17-1977	A	L	10-12	<b>Kansas</b>				10-10-1964	H	L	6-42				*Game later forfeited to Iowa State
10-4-1969	A	W	48-20	9-23-1978	A	W	31-0	<b>Games:</b> 93				10-9-1965	A	W	21-7	<b>Kansas State</b>			
				9-29-1979	A	L	14-30	<b>Series Record:</b> 38-49-6				10-8-1966	H	W	24-7	<b>Games:</b> 97			
				9-27-1980	A	W	10-7	<b>Home:</b> 21-22-3				10-28-1967	A	L	14-28	<b>Series Record:</b> 49-44-4			
<b>Illinois State</b>				9-19-1981	H	W	23-12	<b>At Jack Trice Stadium:</b> 11-8-1				10-26-1968	H	L	25-46	<b>Home:</b> 28-17-3			
<b>Games:</b> 1				9-18-1982	A	W	19-7	<b>Away:</b> 17-27-3				10-25-1969	H	W	44-20	<b>At Jack Trice Stadium:</b> 9-8-1			
<b>Series Record:</b> 1-0-0				9-10-1983	H	L	10-51					10-24-1970	A	L	10-24	<b>Neutral:</b> 0-2-0			
<b>Home:</b> 1-0-0				9-8-1984	A	L	21-59	10-15-1898	A	L	6-11	10-23-1971	H	W	40-24				
				9-28-1985	H	L	3-57	10-14-1916	H	W	13-0	10-28-1972	A	W	34-8				





# IOWA STATE FOOTBALL

## ALL-TIME SERIES RESULTS

10-19-1946	A	L	13-33	9-28-1996	H	W	45-31	11-4-1911	H	T	6-6	11-4-1967	A	L	0-12	<b>New Mexico</b>			
10-25-1947	H	L	7-26	10-4-1997	A	L	21-45	11-1-1913	H	L	9-18	11-2-1968	H	L	13-24	<b>Games:</b> 6			
10-23-1948	A	L	7-49	10-10-1998	H	L	19-35	10-31-1914	A	L	7-20	11-8-1969	A	L	3-17	<b>Series Record:</b> 5-1-0			
10-22-1949	H	L	0-32	10-16-1999	A	W	24-21	10-23-1915	H	L	0-21	11-7-1970	H	L	29-54	<b>Home:</b> 3-0-0			
10-21-1950	A	T	20-20	10-28-2000	H	W	39-20	11-4-1916	A	L	0-3	11-6-1971	A	L	0-37	<b>Away:</b> 2-1-0			
10-20-1951	H	W	21-14	10-13-2001	A	W	20-14	10-11-1919	A	W	3-0	11-11-1972	H	T	23-23	11-20-1965	A	L	9-10
10-25-1952	A	L	0-19	11-2-2002	H	W	42-35	11-19-1921	H	L	3-35	11-10-1973	A	L	7-34	9-30-1967	H	W	17-12
10-17-1953	H	W	13-6	11-29-2003	A	L	7-45	11-25-1922	A	L	6-54	11-9-1974	H	L	13-23	9-19-1970	A	W	32-3
10-23-1954	A	L	14-32	11-27-2004	H	L	14-17 (OT)	11-17-1923	H	L	14-26	11-15-1975	A	L	0-52	9-25-1971	A	W	44-20
10-15-1955	H	W	20-14	10-15-2005	A	L	24-27 (OT)	10-30-1926	A	L	6-31	11-13-1976	H	W	37-28	9-30-1972	H	W	31-0
10-27-1956	A	L	0-34	11-18-2006	H	W	21-16	10-1-1927	A	L	0-6	10-15-1977	A	W	24-21	10-5-1974	H	W	27-3
10-19-1957	H	L	13-35	10-27-2007	A	L	28-42	10-6-1928	H	L	0-12	10-7-1978	H	L	0-23				
10-25-1958	A	L	6-14	11-15-2008	H	L	20-52	11-28-1929	A	L	12-31	11-17-1979	A	L	3-34				
10-3-1959	H	L	0-14	11-21-2009	A	L	24-34	10-18-1930	H	L	12-14	11-15-1980	H	L	0-35	<b>New Mexico State</b>			
10-22-1960	A	L	8-34	11-20-2010	H	L	0-14	11-21-1931	A	L	0-23	11-14-1981	A	L	7-31	<b>Games:</b> 1			
10-21-1961	H	L	7-13	10-15-2011	A	L	17-52	10-8-1932	A	L	6-12	11-13-1982	H	L	10-48	<b>Series Record:</b> 0-1-0			
10-27-1962	A	L	6-21					10-14-1933	H	L	0-20	11-5-1983	A	L	29-72	<b>Home:</b> 0-1-0			
10-26-1963	H	L	0-7	<b>Morningside</b>				10-27-1934	A	L	6-7	11-3-1984	H	L	0-44	10-1-1983	H	L	17-24
10-24-1964	A	L	0-10	<b>Games:</b> 9				10-5-1935	H	L	7-20	11-9-1985	A	L	0-49				
10-23-1965	H	L	7-23	<b>Series Record:</b> 8-1-0				10-3-1936	A	L	0-34	11-8-1986	H	L	14-35	<b>North Carolina State</b>			
10-22-1966	A	T	10-10	<b>Home:</b> 6-1-0				10-9-1937	H	L	7-20	11-7-1987	A	L	3-42	<b>Games:</b> 1			
10-21-1967	H	L	7-23	<b>Away:</b> 2-0-0				10-8-1938	A	W	8-7	11-5-1988	H	L	16-51	<b>Series Record:</b> 0-1-0			
11-9-1968	A	L	7-42	10-13-1906	H	W	32-0	10-14-1939	H	L	7-10	10-28-1989	A	L	17-49	<b>Neutral:</b> 0-1-0			
11-15-1969	H	L	13-40	10-19-1907	A	W	12-0	11-23-1940	A	L	12-21	10-27-1990	H	L	13-45	12-31-1977	N	L	14-24
11-14-1970	A	W	31-19	9-26-1908	H	W	18-0	10-4-1941	H	L	0-14	11-16-1991	A	L	13-38				
11-13-1971	H	W	45-17	10-29-1910	H	L	0-5	10-3-1942	A	L	0-26	11-14-1992	H	W	19-10	<b>North Dakota State</b>			
11-18-1972	A	L	5-6	11-2-1912	H	W	16-3	10-16-1943	H	W	27-6	11-13-1993	A	L	17-49	<b>Games:</b> 1			
11-17-1973	H	W	17-7	10-30-1915	H	W	7-0	11-11-1944	A	W	19-6	11-12-1994	H	L	12-28	<b>Series Record:</b> 1-0-0			
11-16-1974	A	L	7-10	11-11-1916	H	W	7-0	10-20-1945	H	W	27-7	11-4-1995	A	L	14-73	<b>Home:</b> 1-0-0			
11-8-1975	H	L	14-44	10-3-1931	A	W	20-6	11-16-1946	A	L	0-33	11-16-1996	H	L	14-49	<b>At Jack Trice Stadium:</b> 1-0-0			
10-16-1976	A	W	21-17	10-1-1932	H	W	32-0	10-11-1947	H	L	7-14	11-15-1997	A	L	14-77	9-3-2009	H	W	34-17
10-8-1977	H	W	7-0					9-25-1948	A	L	15-19	11-7-1998	H	L	7-42				
10-14-1978	A	L	13-26	<b>Nebraska</b>				11-12-1949	H	L	0-7	10-9-1999	A	L	14-49	<b>Northern Illinois</b>			
11-10-1979	H	L	9-18	<b>Games:</b> 105				11-18-1950	A	L	13-20	10-7-2000	H	L	27-49	<b>Games:</b> 4			
11-8-1980	A	L	10-14	<b>Series Record:</b> 18-85-2				11-10-1951	H	L	27-34	10-6-2001	A	L	14-48	<b>Series Record:</b> 3-1-0			
10-17-1981	H	W	34-13	<b>Home:</b> 9-36-2				10-4-1952	A	L	0-16	9-28-2002	H	W	36-14	<b>Home:</b> 3-0-0			
10-16-1982	A	T	17-17	<b>At Jack Trice Stadium:</b> 4-14-0				11-7-1953	H	L	19-27	10-25-2003	A	L	0-28	<b>At Jack Trice Stadium:</b> 3-0-0			
10-29-1983	H	L	18-41	<b>Away:</b> 9-48-0				10-2-1954	A	L	14-39	11-6-2004	H	W	34-27	<b>Away:</b> 0-1-0			
10-27-1984	A	T	14-14	<b>Neutral:</b> 0-1-0				11-5-1955	H	L	7-10	10-1-2005	A	L	20-27 (2OT)	9-2-1993	H	W	54-10
11-2-1985	H	L	27-28	11-19-1896	A	L	4-12	10-6-1956	A	L	7-9	10-7-2006	H	L	14-28	9-27-2003	A	L	16-24
11-1-1986	A	W	37-14	10-8-1897	H	W	10-0	11-9-1957	A	W	13-0	9-29-2007	A	L	17-35	9-18-2004	H	W	48-41
10-17-1987	H	L	17-42	10-8-1898	A	L	10-23	10-4-1958	A	L	6-7	10-18-2008	H	L	7-35	9-2-2010	H	W	27-10
10-15-1988	A	W	21-3	10-6-1899	H	W	34-0	11-7-1959	H	W	18-6	10-24-2009	A	W	9-7				
11-11-1989	A	W	35-21	10-13-1900	A	L	0-30	10-1-1960	A	W	10-7	11-6-2010	H	L	30-31 (OT)				
11-10-1990	H	W	27-25	10-26-1901	A	L	0-17	11-11-1961	H	L	13-16								
11-2-1991	A	W	23-22	11-4-1905	A	L	0-21	10-6-1962	A	L	22-36								
10-31-1992	H	W	28-14	10-20-1906	A	W	14-2	10-5-1963	A	L	7-21	<b>Nebraska Wesleyan</b>							
10-30-1993	A	L	34-37	11-2-1907	A	W	13-10	10-3-1964	H	L	7-14	<b>Games:</b> 1							
10-29-1994	H	L	20-34	11-7-1908	N	L	17-23	10-2-1965	A	L	0-44	<b>Series Record:</b> 1-0-0							
11-18-1995	A	L	31-45	11-12-1910	A	L	0-24	10-1-1966	H	L	6-12	<b>Home:</b> 1-0-0							
												9-27-1924	H	W	23-13				





# IOWA STATE FOOTBALL

## ALL-TIME SERIES RESULTS

### Northern Iowa

**Games:** 28  
**Series Record:** 20-5-3  
**Home:** 19-5-1  
**At Jack Trice Stadium:** 9-4-0  
**Away:** 1-0-2

11-11-1899	A	T	0-0
11-17-1900	H	L	0-5
10-12-1901	A	T	0-0
10-11-1902	A	W	52-0
10-8-1904	H	W	17-0
10-7-1905	H	W	28-0
9-30-1916	H	W	19-0
9-26-1936	H	T	0-0
9-25-1937	H	W	14-12
9-29-1945	H	W	48-13
10-5-1946	H	W	20-18
9-20-1947	H	W	31-14
9-18-1948	H	W	27-7
10-7-1950	H	W	26-8
10-10-1987	H	W	39-38
10-8-1988	H	W	20-17
9-8-1990	H	W	35-6
9-26-1992	H	L	10-27
9-3-1994	H	L	14-28
9-21-1996	H	W	42-23
9-8-2001	H	W	41-0
8-30-2003	H	W	17-10
9-4-2004	H	W	23-0
9-30-2006	H	W	28-27
9-8-2007	H	L	13-24
9-25-2010	H	W	27-0
9-3-2011	H	W	20-19
8-31-2013	H	L	20-28

### Northwestern

**Games:** 8  
**Series Record:** 1-7-0  
**Away:** 1-7-0

9-28-1895	A	W	36-0
10-2-1937	A	L	0-33
9-22-1945	A	L	6-18
9-28-1946	A	L	9-41
9-30-1950	A	L	13-23
9-26-1953	A	L	0-35
9-25-1954	A	L	14-27
9-29-1956	A	L	13-14

### Ohio

**Games:** 7  
**Series Record:** 7-0-0  
**Home:** 6-0-0  
**At Jack Trice Stadium:** 5-0-0  
**Away:** 1-0-0

11-24-1962	H	W	31-22
9-9-1989	H	W	28-3
9-5-1992	H	W	35-9
8-31-1995	H	W	36-21
9-2-2000	H	W	25-15
9-22-2001	A	W	31-28
9-6-2003	H	W	48-20

### Oklahoma

**Games:** 78  
**Series Record:** 5-71-2  
**Home:** 2-34-1  
**At Jack Trice Stadium:** 0-15-0  
**Away:** 3-37-1

11-3-1928	H	W	13-0
11-2-1929	A	L	7-21
11-1-1930	H	L	13-19
10-31-1931	A	W	13-12
11-12-1932	H	L	12-19
10-21-1933	A	L	7-19
11-10-1934	A	L	0-12
10-19-1935	A	L	0-16
10-31-1936	H	T	7-7
11-6-1937	A	L	7-33
11-19-1938	H	L	0-10
11-4-1939	A	L	6-38
10-26-1940	H	L	7-20
11-8-1941	A	L	0-55
10-31-1942	H	L	7-14
10-30-1943	A	L	7-21
11-4-1944	H	L	7-12
11-10-1945	A	L	7-14
10-26-1946	H	L	0-63
11-1-1947	A	L	9-27
10-30-1948	H	L	6-33
10-29-1949	A	L	7-34
10-28-1950	H	L	7-20
11-17-1951	A	L	6-35
11-1-1952	H	L	0-41
11-14-1953	A	L	0-47
11-6-1954	H	L	0-40
11-12-1955	A	L	0-52
11-10-1956	H	L	0-40
10-5-1957	A	L	14-40

11-8-1958	H	L	0-20
11-21-1959	A	L	12-35
11-5-1960	H	W	10-6
10-7-1961	A	W	21-15
11-10-1962	H	L	0-41
11-9-1963	A	L	14-24
11-7-1964	A	L	0-30
11-6-1965	A	L	20-24
9-24-1966	H	L	11-29
11-11-1967	H	L	14-52
10-19-1968	A	L	7-42
11-1-1969	A	L	14-37
10-31-1970	H	L	28-29
10-30-1971	A	L	12-43
11-4-1972	H	L	6-20
11-3-1973	A	L	17-34
11-2-1974	H	L	10-28
10-25-1975	A	L	7-39
10-2-1976	H	L	10-24
10-22-1977	A	L	16-35
10-21-1978	H	L	6-34
10-27-1979	A	L	9-38
10-25-1980	H	L	7-42
10-3-1981	A	T	7-7
10-2-1982	H	L	3-13
10-22-1983	A	L	11-49
10-20-1984	H	L	10-12
10-26-1985	A	L	14-59
10-25-1986	H	L	0-38
10-3-1987	H	L	3-56
10-1-1988	A	L	7-35
10-21-1989	H	L	40-43
10-20-1990	A	W	33-31
10-5-1991	H	L	8-29
10-3-1992	A	L	3-17
10-2-1993	H	L	7-24
10-1-1994	A	L	6-34
10-7-1995	H	L	26-39
10-31-1998	A	L	14-17
11-13-1999	H	L	10-31
10-19-2002	A	L	3-49
10-4-2003	H	L	7-53
10-14-2006	A	L	9-34
10-20-2007	H	L	7-17
10-16-2010	A	L	0-52
11-26-2011	A	L	6-26
11-3-2012	H	L	20-35
11-16-2013	A	L	10-48

### Oklahoma State

**Games:** 48  
**Series Record:** 18-27-3  
**Home:** 12-12-1  
**At Jack Trice Stadium:** 7-9-1  
**Away:** 6-15-2

10-9-1926	H	L	0-13
10-29-1960	A	W	13-9
9-23-1961	H	W	14-7
11-3-1962	A	W	34-7
11-2-1963	H	W	33-28
9-26-1964	A	L	14-29
10-30-1965	H	W	14-10
10-29-1966	A	T	14-14
11-18-1967	H	L	14-28
11-16-1968	A	L	17-26
11-22-1969	H	L	0-35
11-21-1970	A	L	27-36
11-20-1971	H	W	54-0
11-25-1972	A	L	14-45
11-24-1973	H	W	28-12
11-23-1974	A	L	12-14
11-22-1975	H	L	7-14
11-20-1976	A	L	21-42
11-19-1977	H	W	21-13
11-11-1978	A	W	28-15
11-24-1979	H	L	10-13
11-22-1980	A	W	23-21
11-21-1981	H	L	7-27
11-20-1982	A	L	13-49
11-19-1983	H	L	7-30
11-17-1984	A	L	10-16
11-23-1985	H	W	15-10
11-22-1986	A	L	14-21
11-21-1987	A	L	27-48
11-19-1988	H	L	28-49
11-18-1989	A	W	31-21
11-17-1990	H	L	17-25
10-26-1991	H	T	6-6
10-24-1992	A	L	21-27
10-23-1993	H	W	20-17
10-22-1994	A	T	31-31
10-28-1995	H	W	38-14
10-19-1996	A	L	27-28
8-30-1997	H	L	14-21
10-14-2000	A	W	33-26
10-20-2001	H	W	28-24
10-2-2004	A	L	7-36
10-22-2005	H	W	37-10

11-1-2008	A	L	17-59
11-7-2009	H	L	8-34
11-18-2011	H	W	37-31 (2OT)
10-20-2012	A	L	10-31
10-26-2013	H	L	27-58

### Omaha Guards

**Games:** 1  
**Series Record:** 1-0-0  
**Away:** 1-0-0  
 10-6-1903 A W 18-0

### Oregon State

**Games:** 1  
**Series Record:** 0-1-0  
**Neutral:** 0-1-0  
 9-22-1962 N L 35-39

### Ottumwa Pre-Flight

**Games:** 1  
**Series Record:** 0-1-0  
**Away:** 0-1-0  
 10-23-1943 A L 12-13

### Pacific

**Games:** 3  
**Series Record:** 2-1-0  
**Home:** 1-1-0  
**At Jack Trice Stadium:** 0-1-0  
**Away:** 1-0-0  
 11-19-1960 A W 14-6  
 9-25-1965 H W 38-13  
 10-6-1979 H L 7-24

### Panora

**Games:** 2  
**Series Record:** 2-0-0  
**Home:** 1-0-0  
**Away:** 1-0-0  
 11-9-1894 H W 66-0  
 9-16-1899 A W 23-0

### Pittsburgh

**Games:** 1  
**Series Record:** 1-0-0  
**Neutral:** 1-0-0  
 12-28-2000 N W 37-29



# IOWA STATE FOOTBALL

## ALL-TIME SERIES RESULTS

<p><b>Rice</b> Games: 5 Series Record: 2-3-0 Home: 0-1-0 Away: 2-2-0</p> <table border="0"> <tr><td>12-6-1930</td><td>A</td><td>L</td><td>7-13</td></tr> <tr><td>9-9-1978</td><td>A</td><td>W</td><td>23-19</td></tr> <tr><td>9-28-1991</td><td>A</td><td>W</td><td>28-27</td></tr> <tr><td>9-25-1993</td><td>A</td><td>L</td><td>21-49</td></tr> <tr><td>9-24-1994</td><td>H</td><td>L</td><td>18-28</td></tr> </table> <p><b>Rush Medical</b> Games: 1 Series Record: 1-0-0 Home: 1-0-0</p> <table border="0"> <tr><td>10-1-1898</td><td>H</td><td>W</td><td>10-0</td></tr> </table> <p><b>Rutgers</b> Games: 1 Series Record: 0-1-0 Neutral: 0-1-0</p> <table border="0"> <tr><td>12-30-2011</td><td>N</td><td>L</td><td>13-27</td></tr> </table> <p><b>San Diego State</b> Games: 6 Series Record: 3-3-0 Home: 1-0-0 Away: 2-3-0</p> <table border="0"> <tr><td>11-28-1970</td><td>A</td><td>W</td><td>28-22</td></tr> <tr><td>11-27-1971</td><td>A</td><td>W</td><td>48-31</td></tr> <tr><td>12-2-1972</td><td>A</td><td>L</td><td>14-27</td></tr> <tr><td>12-1-1973</td><td>A</td><td>L</td><td>28-41</td></tr> <tr><td>9-16-1978</td><td>H</td><td>W</td><td>14-13</td></tr> <tr><td>10-10-1981</td><td>A</td><td>L</td><td>31-52</td></tr> </table> <p><b>San Jose State</b> Games: 3 Series Record: 3-0-0 Home: 2-0-0 At Jack Trice Stadium: 1-0-0 Away: 1-0-0</p> <table border="0"> <tr><td>11-21-1958</td><td>A</td><td>W</td><td>9-6</td></tr> <tr><td>11-14-1959</td><td>H</td><td>W</td><td>55-0</td></tr> <tr><td>9-20-1980</td><td>H</td><td>W</td><td>27-6</td></tr> </table>	12-6-1930	A	L	7-13	9-9-1978	A	W	23-19	9-28-1991	A	W	28-27	9-25-1993	A	L	21-49	9-24-1994	H	L	18-28	10-1-1898	H	W	10-0	12-30-2011	N	L	13-27	11-28-1970	A	W	28-22	11-27-1971	A	W	48-31	12-2-1972	A	L	14-27	12-1-1973	A	L	28-41	9-16-1978	H	W	14-13	10-10-1981	A	L	31-52	11-21-1958	A	W	9-6	11-14-1959	H	W	55-0	9-20-1980	H	W	27-6	<p><b>Simpson</b> Games: 17 Series Record: 15-1-1 Home: 11-0-1 Away: 4-1-0</p> <table border="0"> <tr><td>10-13-1894</td><td>A</td><td>W</td><td>28-0</td></tr> <tr><td>10-30-1896</td><td>H</td><td>W</td><td>44-0</td></tr> <tr><td>10-11-1899</td><td>A</td><td>W</td><td>18-0</td></tr> <tr><td>10-27-1900</td><td>H</td><td>T</td><td>0-0</td></tr> <tr><td>11-28-1901</td><td>A</td><td>L</td><td>0-12</td></tr> <tr><td>11-28-1902</td><td>A</td><td>W</td><td>18-11</td></tr> <tr><td>11-14-1903</td><td>A</td><td>W</td><td>11-2</td></tr> <tr><td>10-22-1904</td><td>H</td><td>W</td><td>87-0</td></tr> <tr><td>10-21-1905</td><td>H</td><td>W</td><td>63-0</td></tr> <tr><td>10-12-1912</td><td>H</td><td>W</td><td>24-7</td></tr> <tr><td>10-2-1915</td><td>H</td><td>W</td><td>27-0</td></tr> <tr><td>9-29-1917</td><td>H</td><td>W</td><td>47-0</td></tr> <tr><td>9-29-1923</td><td>H</td><td>W</td><td>14-6</td></tr> <tr><td>9-26-1925</td><td>H</td><td>W</td><td>28-0</td></tr> <tr><td>10-8-1927</td><td>H</td><td>W</td><td>26-6</td></tr> <tr><td>9-26-1931</td><td>H</td><td>W</td><td>6-0</td></tr> <tr><td>9-24-1932</td><td>H</td><td>W</td><td>21-0</td></tr> </table> <p><b>Sioux City</b> Games: 1 Series Record: 1-0-0 Away: 1-0-0</p> <table border="0"> <tr><td>10-12-1895</td><td>A</td><td>W</td><td>6-0</td></tr> </table> <p><b>South Carolina</b> Games: 1 Series Record: 0-1-0 Away: 0-1-0</p> <table border="0"> <tr><td>9-16-1967</td><td>A</td><td>L</td><td>3-34</td></tr> </table> <p><b>South Dakota</b> Games: 9 Series Record: 9-0-0 Home: 7-0-0 Away: 1-0-0 Neutral: 1-0-0</p> <table border="0"> <tr><td>10-14-1899</td><td>N</td><td>W</td><td>11-6</td></tr> <tr><td>10-31-1903</td><td>H</td><td>W</td><td>23-0</td></tr> <tr><td>11-3-1906</td><td>H</td><td>W</td><td>22-0</td></tr> <tr><td>10-24-1908</td><td>H</td><td>W</td><td>26-0</td></tr> <tr><td>11-1-1941</td><td>H</td><td>W</td><td>27-0</td></tr> <tr><td>9-19-1953</td><td>H</td><td>W</td><td>35-0</td></tr> <tr><td>11-16-1957</td><td>H</td><td>W</td><td>33-0</td></tr> <tr><td>11-1-1958</td><td>H</td><td>W</td><td>53-0</td></tr> <tr><td>10-10-1959</td><td>A</td><td>W</td><td>41-6</td></tr> </table>	10-13-1894	A	W	28-0	10-30-1896	H	W	44-0	10-11-1899	A	W	18-0	10-27-1900	H	T	0-0	11-28-1901	A	L	0-12	11-28-1902	A	W	18-11	11-14-1903	A	W	11-2	10-22-1904	H	W	87-0	10-21-1905	H	W	63-0	10-12-1912	H	W	24-7	10-2-1915	H	W	27-0	9-29-1917	H	W	47-0	9-29-1923	H	W	14-6	9-26-1925	H	W	28-0	10-8-1927	H	W	26-6	9-26-1931	H	W	6-0	9-24-1932	H	W	21-0	10-12-1895	A	W	6-0	9-16-1967	A	L	3-34	10-14-1899	N	W	11-6	10-31-1903	H	W	23-0	11-3-1906	H	W	22-0	10-24-1908	H	W	26-0	11-1-1941	H	W	27-0	9-19-1953	H	W	35-0	11-16-1957	H	W	33-0	11-1-1958	H	W	53-0	10-10-1959	A	W	41-6	<p><b>South Dakota State</b> Games: 3 Series Record: 3-0-0 Home: 3-0-0 At Jack Trice Stadium: 1-0-0</p> <table border="0"> <tr><td>9-20-1952</td><td>H</td><td>W</td><td>57-19</td></tr> <tr><td>9-18-1954</td><td>H</td><td>W</td><td>34-6</td></tr> <tr><td>8-28-2008</td><td>H</td><td>W</td><td>44-17</td></tr> </table> <p><b>State Center</b> Games: 1 Series Record: 0-0-1 Away: 0-0-1</p> <table border="0"> <tr><td>1892</td><td>H</td><td>T</td><td>6-6</td></tr> </table> <p><b>Still</b> Games: 2 Series Record: 2-0-0 Home: 2-0-0</p> <table border="0"> <tr><td>10-5-1901</td><td>H</td><td>W</td><td>23-0</td></tr> <tr><td>9-28-1902</td><td>H</td><td>W</td><td>35-0</td></tr> </table> <p><b>Syracuse</b> Games: 2 Series Record: 0-1-1 Away: 0-1-1</p> <table border="0"> <tr><td>9-28-1957</td><td>A</td><td>T</td><td>7-7</td></tr> <tr><td>9-20-1969</td><td>A</td><td>L</td><td>13-14</td></tr> </table> <p><b>Tennessee</b> Games: 1 Series Record: 0-1-0 Away: 0-1-0</p> <table border="0"> <tr><td>9-11-1982</td><td>A</td><td>L</td><td>21-23</td></tr> </table> <p><b>Tennessee Tech</b> Games: 1 Series Record: 1-0-0 Home: 1-0-0 At Jack Trice Stadium: 1-0-0</p> <table border="0"> <tr><td>9-7-2002</td><td>H</td><td>W</td><td>58-6</td></tr> </table> <p><b>Texas</b> Games: 11 Series Record: 1-10-0 Home: 0-5-0 At Jack Trice Stadium: 0-5-0 Away: 1-5-0</p>	9-20-1952	H	W	57-19	9-18-1954	H	W	34-6	8-28-2008	H	W	44-17	1892	H	T	6-6	10-5-1901	H	W	23-0	9-28-1902	H	W	35-0	9-28-1957	A	T	7-7	9-20-1969	A	L	13-14	9-11-1982	A	L	21-23	9-7-2002	H	W	58-6	<table border="0"> <tr><td>9-22-1979</td><td>A</td><td>L</td><td>9-17</td></tr> <tr><td>10-3-1998</td><td>A</td><td>L</td><td>33-54</td></tr> <tr><td>10-30-1999</td><td>H</td><td>L</td><td>41-44</td></tr> <tr><td>10-26-2002</td><td>A</td><td>L</td><td>10-21</td></tr> <tr><td>10-18-2003</td><td>H</td><td>L</td><td>19-40</td></tr> <tr><td>9-23-2006</td><td>A</td><td>L</td><td>14-37</td></tr> <tr><td>10-13-2007</td><td>H</td><td>L</td><td>3-56</td></tr> <tr><td>10-23-2010</td><td>A</td><td>W</td><td>28-21</td></tr> <tr><td>10-1-2011</td><td>H</td><td>L</td><td>14-37</td></tr> <tr><td>11-10-2012</td><td>A</td><td>L</td><td>7-33</td></tr> <tr><td>10-3-2013</td><td>H</td><td>L</td><td>30-31</td></tr> </table> <p><b>Texas A&amp;M</b> Games: 11 Series Record: 1-10-0 Home: 0-5-0 At Jack Trice Stadium: 0-5-0 Away: 1-4-0 Neutral: 0-1-0</p> <table border="0"> <tr><td>12-20-1978</td><td>N</td><td>L</td><td>12-28</td></tr> <tr><td>9-22-1984</td><td>A</td><td>L</td><td>17-38</td></tr> <tr><td>10-12-1996</td><td>H</td><td>L</td><td>21-24</td></tr> <tr><td>10-11-1997</td><td>A</td><td>L</td><td>17-56</td></tr> <tr><td>10-21-2000</td><td>H</td><td>L</td><td>7-30</td></tr> <tr><td>10-27-2001</td><td>A</td><td>L</td><td>21-24</td></tr> <tr><td>10-9-2004</td><td>H</td><td>L</td><td>3-34</td></tr> <tr><td>10-29-2005</td><td>A</td><td>W</td><td>42-14</td></tr> <tr><td>10-25-2008</td><td>H</td><td>L</td><td>35-49</td></tr> <tr><td>10-31-2009</td><td>A</td><td>L</td><td>10-35</td></tr> <tr><td>10-22-2011</td><td>H</td><td>L</td><td>17-33</td></tr> </table> <p><b>TCU</b> Games: 5 Series Record: 1-4-0 Home: 0-2-0 At Jack Trice Stadium: 0-2-0 Away: 1-1-0 Neutral: 0-1-0</p> <table border="0"> <tr><td>9-9-1995</td><td>A</td><td>L</td><td>10-27</td></tr> <tr><td>9-5-1998</td><td>H</td><td>L</td><td>21-31</td></tr> <tr><td>12-31-2005</td><td>N</td><td>L</td><td>24-27</td></tr> <tr><td>10-6-2012</td><td>A</td><td>W</td><td>37-23</td></tr> <tr><td>11-9-2013</td><td>H</td><td>L</td><td>17-21</td></tr> </table> <p><b>Texas Tech</b> Games: 12 Series Record: 3-9-0 Home: 2-3-0 At Jack Trice Stadium: 2-3-0 Away: 1-6-0</p>	9-22-1979	A	L	9-17	10-3-1998	A	L	33-54	10-30-1999	H	L	41-44	10-26-2002	A	L	10-21	10-18-2003	H	L	19-40	9-23-2006	A	L	14-37	10-13-2007	H	L	3-56	10-23-2010	A	W	28-21	10-1-2011	H	L	14-37	11-10-2012	A	L	7-33	10-3-2013	H	L	30-31	12-20-1978	N	L	12-28	9-22-1984	A	L	17-38	10-12-1996	H	L	21-24	10-11-1997	A	L	17-56	10-21-2000	H	L	7-30	10-27-2001	A	L	21-24	10-9-2004	H	L	3-34	10-29-2005	A	W	42-14	10-25-2008	H	L	35-49	10-31-2009	A	L	10-35	10-22-2011	H	L	17-33	9-9-1995	A	L	10-27	9-5-1998	H	L	21-31	12-31-2005	N	L	24-27	10-6-2012	A	W	37-23	11-9-2013	H	L	17-21	<table border="0"> <tr><td>9-23-1967</td><td>A</td><td>L</td><td>0-52</td></tr> <tr><td>9-14-1974</td><td>A</td><td>L</td><td>3-24</td></tr> <tr><td>9-26-1998</td><td>H</td><td>L</td><td>24-31</td></tr> <tr><td>11-6-1999</td><td>A</td><td>L</td><td>16-28</td></tr> <tr><td>10-12-2002</td><td>H</td><td>W</td><td>31-17</td></tr> <tr><td>10-11-2003</td><td>A</td><td>L</td><td>21-52</td></tr> <tr><td>10-21-2006</td><td>H</td><td>L</td><td>26-42</td></tr> <tr><td>10-6-2007</td><td>A</td><td>L</td><td>17-42</td></tr> <tr><td>10-2-2010</td><td>H</td><td>W</td><td>52-38</td></tr> <tr><td>10-29-2011</td><td>A</td><td>W</td><td>41-7</td></tr> <tr><td>9-29-2012</td><td>H</td><td>L</td><td>13-24</td></tr> <tr><td>10-12-2013</td><td>A</td><td>L</td><td>35-42</td></tr> </table> <p><b>Toledo</b> Games: 2 Series Record: 1-1-0 Home: 1-0-0 At Jack Trice Stadium: 1-0-0 Away: 0-1-0</p> <table border="0"> <tr><td>8-31-2006</td><td>H</td><td>W</td><td>45-43 (3OT)</td></tr> <tr><td>9-22-2007</td><td>A</td><td>L</td><td>35-36</td></tr> </table> <p><b>Troy</b> Games: 1 Series Record: 1-0-0 Home: 1-0-0 At Jack Trice Stadium: 1-0-0</p> <table border="0"> <tr><td>9-21-2002</td><td>H</td><td>W</td><td>42-12</td></tr> </table> <p><b>Tulane</b> Games: 4 Series Record: 3-1-0 Home: 2-0-0 At Jack Trice Stadium: 2-0-0 Away: 1-1-0</p> <table border="0"> <tr><td>9-12-1987</td><td>A</td><td>L</td><td>12-25</td></tr> <tr><td>9-10-1988</td><td>H</td><td>W</td><td>30-13</td></tr> <tr><td>9-30-1989</td><td>A</td><td>W</td><td>25-24</td></tr> <tr><td>9-19-1992</td><td>H</td><td>W</td><td>38-14</td></tr> </table> <p><b>Tulsa</b> Games: 4 Series Record: 3-1-0 Home: 1-0-0 At Jack Trice Stadium: 1-0-0 Away: 2-0-0 Neutral: 0-1-0</p> <table border="0"> <tr><td>11-18-1961</td><td>A</td><td>W</td><td>27-6</td></tr> <tr><td>9-1-2012</td><td>H</td><td>W</td><td>38-23</td></tr> </table>	9-23-1967	A	L	0-52	9-14-1974	A	L	3-24	9-26-1998	H	L	24-31	11-6-1999	A	L	16-28	10-12-2002	H	W	31-17	10-11-2003	A	L	21-52	10-21-2006	H	L	26-42	10-6-2007	A	L	17-42	10-2-2010	H	W	52-38	10-29-2011	A	W	41-7	9-29-2012	H	L	13-24	10-12-2013	A	L	35-42	8-31-2006	H	W	45-43 (3OT)	9-22-2007	A	L	35-36	9-21-2002	H	W	42-12	9-12-1987	A	L	12-25	9-10-1988	H	W	30-13	9-30-1989	A	W	25-24	9-19-1992	H	W	38-14	11-18-1961	A	W	27-6	9-1-2012	H	W	38-23
12-6-1930	A	L	7-13																																																																																																																																																																																																																																																																																																																																																																																																																									
9-9-1978	A	W	23-19																																																																																																																																																																																																																																																																																																																																																																																																																									
9-28-1991	A	W	28-27																																																																																																																																																																																																																																																																																																																																																																																																																									
9-25-1993	A	L	21-49																																																																																																																																																																																																																																																																																																																																																																																																																									
9-24-1994	H	L	18-28																																																																																																																																																																																																																																																																																																																																																																																																																									
10-1-1898	H	W	10-0																																																																																																																																																																																																																																																																																																																																																																																																																									
12-30-2011	N	L	13-27																																																																																																																																																																																																																																																																																																																																																																																																																									
11-28-1970	A	W	28-22																																																																																																																																																																																																																																																																																																																																																																																																																									
11-27-1971	A	W	48-31																																																																																																																																																																																																																																																																																																																																																																																																																									
12-2-1972	A	L	14-27																																																																																																																																																																																																																																																																																																																																																																																																																									
12-1-1973	A	L	28-41																																																																																																																																																																																																																																																																																																																																																																																																																									
9-16-1978	H	W	14-13																																																																																																																																																																																																																																																																																																																																																																																																																									
10-10-1981	A	L	31-52																																																																																																																																																																																																																																																																																																																																																																																																																									
11-21-1958	A	W	9-6																																																																																																																																																																																																																																																																																																																																																																																																																									
11-14-1959	H	W	55-0																																																																																																																																																																																																																																																																																																																																																																																																																									
9-20-1980	H	W	27-6																																																																																																																																																																																																																																																																																																																																																																																																																									
10-13-1894	A	W	28-0																																																																																																																																																																																																																																																																																																																																																																																																																									
10-30-1896	H	W	44-0																																																																																																																																																																																																																																																																																																																																																																																																																									
10-11-1899	A	W	18-0																																																																																																																																																																																																																																																																																																																																																																																																																									
10-27-1900	H	T	0-0																																																																																																																																																																																																																																																																																																																																																																																																																									
11-28-1901	A	L	0-12																																																																																																																																																																																																																																																																																																																																																																																																																									
11-28-1902	A	W	18-11																																																																																																																																																																																																																																																																																																																																																																																																																									
11-14-1903	A	W	11-2																																																																																																																																																																																																																																																																																																																																																																																																																									
10-22-1904	H	W	87-0																																																																																																																																																																																																																																																																																																																																																																																																																									
10-21-1905	H	W	63-0																																																																																																																																																																																																																																																																																																																																																																																																																									
10-12-1912	H	W	24-7																																																																																																																																																																																																																																																																																																																																																																																																																									
10-2-1915	H	W	27-0																																																																																																																																																																																																																																																																																																																																																																																																																									
9-29-1917	H	W	47-0																																																																																																																																																																																																																																																																																																																																																																																																																									
9-29-1923	H	W	14-6																																																																																																																																																																																																																																																																																																																																																																																																																									
9-26-1925	H	W	28-0																																																																																																																																																																																																																																																																																																																																																																																																																									
10-8-1927	H	W	26-6																																																																																																																																																																																																																																																																																																																																																																																																																									
9-26-1931	H	W	6-0																																																																																																																																																																																																																																																																																																																																																																																																																									
9-24-1932	H	W	21-0																																																																																																																																																																																																																																																																																																																																																																																																																									
10-12-1895	A	W	6-0																																																																																																																																																																																																																																																																																																																																																																																																																									
9-16-1967	A	L	3-34																																																																																																																																																																																																																																																																																																																																																																																																																									
10-14-1899	N	W	11-6																																																																																																																																																																																																																																																																																																																																																																																																																									
10-31-1903	H	W	23-0																																																																																																																																																																																																																																																																																																																																																																																																																									
11-3-1906	H	W	22-0																																																																																																																																																																																																																																																																																																																																																																																																																									
10-24-1908	H	W	26-0																																																																																																																																																																																																																																																																																																																																																																																																																									
11-1-1941	H	W	27-0																																																																																																																																																																																																																																																																																																																																																																																																																									
9-19-1953	H	W	35-0																																																																																																																																																																																																																																																																																																																																																																																																																									
11-16-1957	H	W	33-0																																																																																																																																																																																																																																																																																																																																																																																																																									
11-1-1958	H	W	53-0																																																																																																																																																																																																																																																																																																																																																																																																																									
10-10-1959	A	W	41-6																																																																																																																																																																																																																																																																																																																																																																																																																									
9-20-1952	H	W	57-19																																																																																																																																																																																																																																																																																																																																																																																																																									
9-18-1954	H	W	34-6																																																																																																																																																																																																																																																																																																																																																																																																																									
8-28-2008	H	W	44-17																																																																																																																																																																																																																																																																																																																																																																																																																									
1892	H	T	6-6																																																																																																																																																																																																																																																																																																																																																																																																																									
10-5-1901	H	W	23-0																																																																																																																																																																																																																																																																																																																																																																																																																									
9-28-1902	H	W	35-0																																																																																																																																																																																																																																																																																																																																																																																																																									
9-28-1957	A	T	7-7																																																																																																																																																																																																																																																																																																																																																																																																																									
9-20-1969	A	L	13-14																																																																																																																																																																																																																																																																																																																																																																																																																									
9-11-1982	A	L	21-23																																																																																																																																																																																																																																																																																																																																																																																																																									
9-7-2002	H	W	58-6																																																																																																																																																																																																																																																																																																																																																																																																																									
9-22-1979	A	L	9-17																																																																																																																																																																																																																																																																																																																																																																																																																									
10-3-1998	A	L	33-54																																																																																																																																																																																																																																																																																																																																																																																																																									
10-30-1999	H	L	41-44																																																																																																																																																																																																																																																																																																																																																																																																																									
10-26-2002	A	L	10-21																																																																																																																																																																																																																																																																																																																																																																																																																									
10-18-2003	H	L	19-40																																																																																																																																																																																																																																																																																																																																																																																																																									
9-23-2006	A	L	14-37																																																																																																																																																																																																																																																																																																																																																																																																																									
10-13-2007	H	L	3-56																																																																																																																																																																																																																																																																																																																																																																																																																									
10-23-2010	A	W	28-21																																																																																																																																																																																																																																																																																																																																																																																																																									
10-1-2011	H	L	14-37																																																																																																																																																																																																																																																																																																																																																																																																																									
11-10-2012	A	L	7-33																																																																																																																																																																																																																																																																																																																																																																																																																									
10-3-2013	H	L	30-31																																																																																																																																																																																																																																																																																																																																																																																																																									
12-20-1978	N	L	12-28																																																																																																																																																																																																																																																																																																																																																																																																																									
9-22-1984	A	L	17-38																																																																																																																																																																																																																																																																																																																																																																																																																									
10-12-1996	H	L	21-24																																																																																																																																																																																																																																																																																																																																																																																																																									
10-11-1997	A	L	17-56																																																																																																																																																																																																																																																																																																																																																																																																																									
10-21-2000	H	L	7-30																																																																																																																																																																																																																																																																																																																																																																																																																									
10-27-2001	A	L	21-24																																																																																																																																																																																																																																																																																																																																																																																																																									
10-9-2004	H	L	3-34																																																																																																																																																																																																																																																																																																																																																																																																																									
10-29-2005	A	W	42-14																																																																																																																																																																																																																																																																																																																																																																																																																									
10-25-2008	H	L	35-49																																																																																																																																																																																																																																																																																																																																																																																																																									
10-31-2009	A	L	10-35																																																																																																																																																																																																																																																																																																																																																																																																																									
10-22-2011	H	L	17-33																																																																																																																																																																																																																																																																																																																																																																																																																									
9-9-1995	A	L	10-27																																																																																																																																																																																																																																																																																																																																																																																																																									
9-5-1998	H	L	21-31																																																																																																																																																																																																																																																																																																																																																																																																																									
12-31-2005	N	L	24-27																																																																																																																																																																																																																																																																																																																																																																																																																									
10-6-2012	A	W	37-23																																																																																																																																																																																																																																																																																																																																																																																																																									
11-9-2013	H	L	17-21																																																																																																																																																																																																																																																																																																																																																																																																																									
9-23-1967	A	L	0-52																																																																																																																																																																																																																																																																																																																																																																																																																									
9-14-1974	A	L	3-24																																																																																																																																																																																																																																																																																																																																																																																																																									
9-26-1998	H	L	24-31																																																																																																																																																																																																																																																																																																																																																																																																																									
11-6-1999	A	L	16-28																																																																																																																																																																																																																																																																																																																																																																																																																									
10-12-2002	H	W	31-17																																																																																																																																																																																																																																																																																																																																																																																																																									
10-11-2003	A	L	21-52																																																																																																																																																																																																																																																																																																																																																																																																																									
10-21-2006	H	L	26-42																																																																																																																																																																																																																																																																																																																																																																																																																									
10-6-2007	A	L	17-42																																																																																																																																																																																																																																																																																																																																																																																																																									
10-2-2010	H	W	52-38																																																																																																																																																																																																																																																																																																																																																																																																																									
10-29-2011	A	W	41-7																																																																																																																																																																																																																																																																																																																																																																																																																									
9-29-2012	H	L	13-24																																																																																																																																																																																																																																																																																																																																																																																																																									
10-12-2013	A	L	35-42																																																																																																																																																																																																																																																																																																																																																																																																																									
8-31-2006	H	W	45-43 (3OT)																																																																																																																																																																																																																																																																																																																																																																																																																									
9-22-2007	A	L	35-36																																																																																																																																																																																																																																																																																																																																																																																																																									
9-21-2002	H	W	42-12																																																																																																																																																																																																																																																																																																																																																																																																																									
9-12-1987	A	L	12-25																																																																																																																																																																																																																																																																																																																																																																																																																									
9-10-1988	H	W	30-13																																																																																																																																																																																																																																																																																																																																																																																																																									
9-30-1989	A	W	25-24																																																																																																																																																																																																																																																																																																																																																																																																																									
9-19-1992	H	W	38-14																																																																																																																																																																																																																																																																																																																																																																																																																									
11-18-1961	A	W	27-6																																																																																																																																																																																																																																																																																																																																																																																																																									
9-1-2012	H	W	38-23																																																																																																																																																																																																																																																																																																																																																																																																																									



# IOWA STATE FOOTBALL

## ALL-TIME SERIES RESULTS

12-31-2012 N L 17-31  
9-26-2013 A W 38-21

### UCLA

Games: 2  
Series Record: 1-1-0  
Away: 1-1-0  
11-27-1926 A W 20-0  
9-13-1975 A L 21-39

### UNLV

Games: 5  
Series Record: 4-1-0  
Home: 3-0-0  
At Jack Trice Stadium: 3-0-0  
Away: 1-1-0

9-23-1995 H W 57-30  
9-18-1999 A W 24-0  
9-9-2000 H W 37-22  
9-9-2006 H W 16-10  
9-20-2008 A L 31-34 (OT)

### Upper Iowa

Games: 1  
Series Record: 1-0-0  
Home: 1-0-0  
10-12-1935 H W 23-0

### Utah

Games: 5  
Series Record: 4-1-0  
Home: 2-1-0  
At Jack Trice Stadium: 2-1-0  
Away: 2-0-0

10-3-1970 A W 16-13  
9-23-1972 H W 44-22  
10-4-1975 A W 31-3  
10-9-1976 H W 44-14  
10-9-2010 H L 27-68

### Utah State

Games: 1  
Series Record: 1-0-0  
Home: 1-0-0  
At Jack Trice Stadium: 1-0-0  
9-14-1985 H W 10-3

### Vanderbilt

Games: 2  
Series Record: 1-1-0  
Home: 1-0-0  
At Jack Trice Stadium: 1-0-0  
Away: 0-1-0  
9-17-1983 A L 26-29  
9-21-1985 H W 20-17

### Villanova

Games: 2  
Series Record: 0-2-0  
Away: 0-2-0  
11-6-1942 A L 7-32  
11-24-1956 A L 0-26

### Virginia Military

Games: 1  
Series Record: 1-0-0  
Home: 1-0-0  
9-28-1963 H W 21-6

### Washington

Games: 1  
Series Record: 0-1-0  
Away: 0-1-0  
9-21-1974 A L 28-31

### Washington (Mo.)

Games: 7  
Series Record: 6-1-0  
Home: 3-0-0  
Away: 3-1-0  
10-18-1913 A W 37-7  
10-30-1920 H W 24-7  
10-29-1921 A L 0-2  
10-28-1922 H W 13-0  
10-27-1923 A W 54-7  
10-24-1925 H W 28-13  
10-4-1926 A W 6-0

### Wayne State

Games: 1  
Series Record: 1-0-0  
Home: 1-0-0  
9-22-1951 H W 53-21

### West Texas A&M

Games: 2  
Series Record: 2-0-0  
Home: 2-0-0  
At Jack Trice Stadium: 2-0-0  
9-12-1981 H W 17-13  
9-29-1984 H W 14-0

### West Virginia

Games: 2  
Series Record: 1-1-0  
Home: 0-1-0  
At Jack Trice Stadium: 0-1-0  
Away: 1-0-0  
11-23-2012 H L 24-31  
11-30-2013 A W 52-44 (3OT)

### Western Illinois

Games: 1  
Series Record: 1-0-0  
Home: 1-0-0  
At Jack Trice Stadium: 1-0-0  
9-15-2012 H W 37-3

### Western Michigan

Games: 2  
Series Record: 1-1-0  
Home: 1-1-0  
At Jack Trice Stadium: 1-1-0  
9-29-1990 H W 34-20  
9-17-1994 H L 19-23

### Wichita State

Games: 2  
Series Record: 2-0-0  
Home: 2-0-0  
At Jack Trice Stadium: 2-0-0  
9-10-1977 H W 35-9  
9-27-1986 H W 36-14

### William Penn

Games: 2  
Series Record: 2-0-0  
Home: 1-0-0  
Away: 1-0-0  
9-29-1900 H W 16-0  
11-22-1902 A W 44-0

### Wisconsin

Games: 7  
Series Record: 0-7-0  
Away: 0-7-0  
9-30-1895 A L 6-12  
11-9-1901 A L 0-45  
10-4-1924 A L 0-17  
10-3-1925 A L 0-30  
9-17-1966 A L 10-20  
9-21-1991 A L 6-7  
9-18-1993 A L 7-28

### Wyoming

Games: 4  
Series Record: 1-3-0  
Home: 1-1-0  
At Jack Trice Stadium: 1-1-0  
Away: 0-2-0  
10-4-1986 H W 21-10  
9-26-1987 A L 17-34  
9-7-1996 H L 38-41 (OT)  
9-6-1997 A L 10-56





# IOWA STATE FOOTBALL

## RECORDS VS. ALL CONFERENCES

Big 12	Won	Lost	Tied
Baylor	6	6	0
Kansas	38	49	6
Kansas State	49	44	4
Oklahoma	5	71	2
Oklahoma State	18	27	3
Texas	1	10	0
TCU	1	4	0
Texas Tech	3	9	0
West Virginia	1	1	0
<b>Totals</b>	<b>122</b>	<b>221</b>	<b>15</b>

ACC	Won	Lost	Tied
Boston College	0	1	0
Florida State	1	1	0
Georgia Tech	0	1	0
North Carolina State	0	1	0
Pittsburgh	1	0	0
Syracuse	0	1	1
<b>Totals</b>	<b>2</b>	<b>5</b>	<b>1</b>

American Athletic	Won	Lost	Tied
Connecticut	1	1	0
Tulane	3	1	0
Tulsa	3	1	0
<b>Totals</b>	<b>7</b>	<b>3</b>	<b>0</b>

Big Ten	Won	Lost	Tied
Illinois	1	3	2
Iowa	21	40	0
Michigan State	0	2	0
Minnesota	3	22	1
Nebraska	18	85	2
Northwestern	1	7	0
Rutgers	0	1	0
Wisconsin	0	7	0
<b>Totals</b>	<b>44</b>	<b>167</b>	<b>5</b>

Conference USA	Won	Lost	Tied
Rice	2	3	0
<b>Totals</b>	<b>2</b>	<b>3</b>	<b>0</b>

Mid-American	Won	Lost	Tied
Ball State	1	0	0
Bowling Green	2	0	0
Buffalo	1	0	0
Kent State	6	1	0
Miami University (Ohio)	1	0	0
Northern Illinois	3	1	0
Ohio	7	0	0
Toledo	1	1	0
Western Michigan	1	1	0
<b>Totals</b>	<b>23</b>	<b>4</b>	<b>0</b>

Mountain West	Won	Lost	Tied
Air Force	2	0	0
Boise State	0	1	0
Colorado State	4	1	0
New Mexico	5	1	0
San Diego State	3	3	0
San Jose State	3	0	0
UNLV	4	1	0
Utah State	1	0	0
Wyoming	1	3	0
<b>Totals</b>	<b>23</b>	<b>10</b>	<b>0</b>

Pacific 12	Won	Lost	Tied
Arizona	1	4	1
California	0	1	0
Colorado	15	49	1
Oregon State	0	1	0
UCLA	1	1	0
Utah	4	1	0
Washington	0	1	0
<b>Totals</b>	<b>21</b>	<b>58</b>	<b>2</b>

Southeastern	Won	Lost	Tied
Alabama	0	1	0
Arkansas	0	1	0
Louisiana State	0	1	0
Missouri	34	61	9
South Carolina	0	1	0
Tennessee	0	1	0
Texas A&M	1	10	0
Vanderbilt	1	1	0
<b>Totals</b>	<b>36</b>	<b>77</b>	<b>9</b>

Sun Belt	Won	Lost	Tied
Louisiana-Monroe	1	0	0
Troy	1	0	0
<b>Totals</b>	<b>2</b>	<b>0</b>	<b>0</b>

Independents	Won	Lost	Tied
Army	2	1	0
Brigham Young	4	0	0
New Mexico State	0	1	0
<b>Totals</b>	<b>6</b>	<b>2</b>	<b>0</b>

Big Sky	Won	Lost	Tied
Idaho	2	0	0
<b>Totals</b>	<b>2</b>	<b>0</b>	<b>0</b>

Colonial	Won	Lost	Tied
Villanova	0	2	0
<b>Totals</b>	<b>0</b>	<b>2</b>	<b>0</b>

Missouri Valley	Won	Lost	Tied
Illinois State	1	0	0
Indiana State	2	0	0
North Dakota State	1	0	0
Northern Iowa	20	5	3
South Dakota	9	0	0
South Dakota State	3	0	0
Western Illinois	1	0	0
<b>Totals</b>	<b>37</b>	<b>5</b>	<b>3</b>

Ohio Valley	Won	Lost	Tied
Eastern Illinois	1	0	0
Tennessee Tech	1	0	0
<b>Totals</b>	<b>2</b>	<b>0</b>	<b>0</b>

Pioneer	Won	Lost	Tied
Dayton	1	0	0
Drake	48	17	4
<b>Totals</b>	<b>49</b>	<b>17</b>	<b>4</b>

Southern	Won	Lost	Tied
Virginia Military	1	0	0
<b>Totals</b>	<b>1</b>	<b>0</b>	<b>0</b>

Iowa Colleges	Won	Lost	Tied
Central	1	0	0
Coe	16	2	0
Cornell	14	3	1
Dubuque	1	0	0
Grinnell	20	10	3
Luther	3	0	0
Morningside	8	1	0
Simpson	15	1	1

Upper Iowa	1	0	0
William Penn	2	0	0
<b>Totals</b>	<b>81</b>	<b>17</b>	<b>5</b>

Others	Won	Lost	Tied
Central Oklahoma	0	1	0
Creighton	1	0	0
Denver	7	3	0
Detroit	1	1	0
Doane	1	0	0
Gust. Adolphus	1	0	0
Loyola (La.)	0	1	0
Marquette	2	8	1
Neb. Wesleyan	1	0	0
Pacific	2	1	0
Washington U. (Mo.)	6	1	0
Wayne State	1	0	0
West Texas State	2	0	0
Wichita State	2	0	0
<b>Totals</b>	<b>27</b>	<b>16</b>	<b>1</b>

Misc. Opponents	Won	Lost	Tied
Butte Athletic Club	0	1	0
Camp Dodge	0	1	0
Des Moines U	4	0	0
Des Moines Y	4	0	0
Eldora	1	0	0
Ellsworth	1	0	0
Ft. Dodge	1	0	0
Highland Park	2	0	0
Iowa Falls	1	0	0
Iowa Pre-Flight	0	1	0
Omaha Guards	1	0	0
Ottumwa NAS	0	1	0
Panora	2	0	0
Rush Medical	1	0	0
Sioux City	1	0	0
State Center	0	0	1
Still College	2	0	0
<b>Totals</b>	<b>21</b>	<b>4</b>	<b>1</b>



## INDIVIDUAL RECORDS

### Rushing

#### Rushing Attempts

Game: 53, Troy Davis (241 yards), Northern Iowa, 1996  
Season: 402, Troy Davis (2,185 yards), 1996  
Career: 823, Darren Davis (3,763 yards), 1996-99

#### Net Rushing Yards

Game: 378, Troy Davis (41 carries), Missouri, 1996  
Season: 2,185, Troy Davis (402 carries), 1996  
Career: 4,382, Troy Davis (782 carries), 1994-96

#### Highest Average Per Carry

Game: 23.8, Max Burkett, South Dakota State, 1954  
Season: 7.1, Mickey Fitzgerald, 1959  
Career: 6.1, Rocky Gillis, 1978-82

#### Most Touchdowns Rushing

Game: 5, Troy Davis, UNLV, 1995 and Northern Iowa, 1996  
Season: 21, Troy Davis, 1996  
Career: 36, Troy Davis, 1994-96

#### Most 100-yard Rushing Games

Season: 11, Troy Davis, 1996  
Career: 21, Troy Davis, 1994-96

#### Most 200-yard Rushing Games

Season: 5, Troy Davis, 1996  
Career: 9, Troy Davis, 1994-96

#### Most Consecutive 100-yard Rushing Games

17, Troy Davis, 1995-96

### Passing

#### Most Attempts

Game: 62, Todd Bandhauer (30 completions), Texas, 1998  
Season: 443, Seneca Wallace (244 completions), 2002  
Career: 891, Alex Espinoza (454 completions), 1984-86

#### Most Completions

Game: 36, Austen Arnaud (45 attempts), Missouri, 2008;  
Steele Jantz (52 attempts), Baylor, 2012  
Season: 247, Austen Arnaud (401 attempts), 2008  
Career: 820, Bret Meyer (1414 attempts), 2004-07

#### Highest Completion Percentage

Game: .917, Seneca Wallace (22-24), Baylor, 2001  
Season: .621, Seneca Wallace (167-269), 2001  
.621, Steele Jantz (167-269), 2012  
Career: .597, Austen Arnaud (616-1031), 2007-2010

#### Most Yards

Game: 440, Austen Arnaud (45 attempts), Kansas State, 2008  
Season: 3,245, Seneca Wallace (443 attempts), 2002  
Career: 9,499, Bret Meyer (1414 attempts), 2004-07

#### Most Touchdown Passes

Game: 5, Todd Bandhauer, Texas, 1998; Steele Jantz, Baylor, 2012  
Season: 20, Todd Bandhauer, 1997  
Career: 50, Bret Meyer, 2004-07

#### Most Interceptions

Game: 6, Bret Oberg, Colorado, 1988  
Season: 22, George Amundson, 1972  
Career: 41, Bret Meyer, 2004-07

#### Lowest Interception Percentage

Season: .025, Austen Arnaud, 2008  
Career: .029, Bret Meyer, 2004-07

#### Most Consecutive Passes Attempted Without an Interception

Season: 155, Bret Meyer, 2005

#### Most Consecutive Games Throwing TD Pass

10, Todd Bandhauer, 1997 (games 1-10); David Archer, 1983 (games 2-11)

### Receiving

#### Most Receptions

Game: 16, Tracy Henderson (165 yards), Kansas State, 1983



Troy Davis (1994-96) rushed for a school-record 378 yards and four TDs on 41 carries to lead Iowa State to a 45-31 win over Missouri on Sept. 28, 1996. The 378 yards ranks fourth in NCAA FBS history.

Season: 81, Tracy Henderson (1,051 yards), 1983  
Career: 176, Todd Blythe (3,096 yards), 2004-07

#### Most Yards Receiving

Game: 217, Tracy Henderson (11 receptions), Texas A&M, 1984  
Season: 1,073, Lane Danielsen (63 receptions), 2002  
Career: 3,096, Todd Blythe (176 receptions), 2004-07

#### Most Touchdown Receptions

Game: 4, Todd Blythe, 2005  
Season: 9, Todd Blythe, 2004; Todd Blythe, 2005; Quenton Bundrage, 2013  
Career: 31, Todd Blythe, 2004-07

#### Highest Average Yards Per Catch (Minimum 1.5 catches per game)

Game: 65.0, James Brooks (2 catches), Northern Illinois, 1993  
Season: 22.4, Eddie Brown (18 catches, 11 games), 1988  
Career: 18.5, Luther Blue (69 catches), 1974-76

#### Most 100-yard Receiving Games

Season: 5, Tracy Henderson, 1983  
Career: 8, Tracy Henderson, 1983-84; Lane Danielsen, 2000-03; Todd Blythe, 2004-07

#### Most Consecutive 100-yard Receiving Games

3, Tracy Henderson, 1983 and 1984; Jim Doran, 1950

### Total Offense

#### Most Plays

Game: 92, Grant Rohach, West Virginia, 2013  
Season: 566, Seneca Wallace, 2002  
Career: 1,923, Bret Meyer, 2004-07

#### Most Yards

Game: 493, Seneca Wallace, Missouri, 2002; Austen Arnaud, Kansas State, 2008  
Season: 3,682, Seneca Wallace, 2002  
Career: 10,422, Bret Meyer, 2004-07

#### Most TD Responsible (Rush-Pass)

Game: 6, Bret Oberg, Oklahoma, 1989  
Season: 23, Seneca Wallace, 2002  
Career: 62, Bret Meyer, 2004-07

#### Most All-Purpose Yards

Game: 374, Troy Davis, Missouri, 1996  
Season: 2,466, Troy Davis, 1995  
Career: 5,177, Troy Davis, 1994-96



## INDIVIDUAL RECORDS

### Punting

#### Most Punts

Game: 18, George Hess (601 yards), Marquette, 1951  
Season: 85, (3,157 yards), 1984  
Career: 289, Kirby Van Der Kamp (12,261 yards), 2010-13

#### Most Yards

Game: 601, George Hess (18 punts), Marquette, 1951  
Season: 3,493, Kirby Van Der Kamp (84 punts), 2013  
Career: 12,261, Kirby Van Der Kamp (289 punts), 2010-13

#### Highest Average

Game: 58.5, Rick Blabolil (2 punts), Oklahoma State, 1977  
Season: 45.7, Marc Harris (47 punts), 1996  
Career: 43.0, Marc Harris (171 punts), 1993-96

### Punt Returns

#### Most Punt Returns

Game: 9, Don Ferguson (112 yards), Kansas State, 1947  
Season: 41, Tom Buck (240 yards), 1977  
Career: 74, Don Ferguson (811 yards), 1947-49

#### Most Yards

Game: 137, James McMillion (5 returns), Tulane, 1992  
Season: 435, James McMillion (23 returns), 1992  
Career: 843, James McMillion (53 returns), 1991-93

#### Punts Returned for Touchdowns

Game: 1 by 11 players (done 39 times,  
last: Josh Lenz vs. Kansas, 2010)  
Season: 3, James McMillion, 1992  
Career: 3, James McMillion, 1991-93

#### Highest Average

Game: 39.0, Ryan Baum (1 return), Toledo, 2006  
Season: 18.9, James McMillion, 1992  
Career: 15.9, James McMillion, 1991-93

### Kickoff Returns

#### Most Kickoff Returns

Game: 10, Tyrone Watley (248 yards), Nebraska, 1997  
Season: 41, Leonard Johnson (1,081 yards), 2008  
Career: 62, Jeff Allen (1,529 yards), 1968-70

#### Most Yards

Game: 319, Leonard Johnson (9 returns), Oklahoma State,  
2008 (NCAA Record)  
Season: 1,081, Leonard Johnson (41 returns), 2008  
Career: 1,529, Jeff Allen (62 returns), 1968-70

#### Highest Average

Season: 32.8, Luther Blue, 1974  
Career: 26.5, Luther Blue, 1974-76

### Interceptions

#### Most Interceptions

Game: 4, Barry Hill, Kansas, 1974; Everett Kischer, Northwestern, 1937  
Season: 9, Barry Hill, 1974  
Career: 21, Barry Hill, 1972-74

#### Most Return Yards

Game: 123, Larry Carwell, Kansas, 1966  
Season: 152, Dick Howard, 1945  
Career: 265, A.J. Klein, 2009-12

### Tackles

#### Most Tackles in a Game

Interior Lineman: 23, Chris Boskey, Nebraska, 1978  
Linebacker: 27, Chris Moore, Oklahoma, 1986  
Defensive Back: 28, Brian Refner, Nebraska, 1985

#### Most Tackles in a Season

Interior Lineman: 131, Chris Boskey, 1978  
Linebacker: 168, Chris Washington, 1981  
Defensive Back: 135, Jeff Dole, 1988

#### Most Tackles in a Career

Interior Lineman: 352, Larry Hunt (NG-LB), 1971-73;  
335, Shamus McDonough (DT), 1979-82  
Linebacker: 457, Chris Washington, 1980-83  
Defensive Back: 334, Mark DouBrava, 1989-92

### Scoring

#### Most Points Scored (excluding kickers)

Game: 30, Troy Davis, TB, Northern Iowa, 1996; Troy Davis, TB,  
UNLV, 1995; Joe Henderson, TB, Kansas, 1988  
Season: 126, Troy Davis, TB, 1996  
Career: 228, Troy Davis, 1994-96; Dexter Green, 1975-78

#### Most Points Scored by Kickers

Game: 15, Edwin Arceo, Kansas, 2012; Bret Culbertson, Iowa,  
2007; Alex Giffords, Colorado State, 1980; Jeff Shudak,  
Missouri, 1990  
Season: 97, Adam Benike, 2002  
Career: 266, Jeff Shudak, 1987-90

#### Most Touchdowns Scored

Game: 5, Troy Davis, TB, Northern Iowa, 1996; Troy Davis, TB,  
UNLV, 1995; Joe Henderson, TB, Kansas, 1988; Archie  
Scott, FB, Simpson, 1904  
Season: 21, Troy Davis, 1996  
Career: 38, Troy Davis, 1994-96; Dexter Green, 1975-78

#### Most Consecutive Games Scoring a Touchdown

10, Troy Davis, final game 1995 through ninth game 1996

#### Most Field Goals

Game: 5, Bret Culbertson, Iowa, 2007; Jeff Shudak, Missouri, 1990  
Season: 20, Jeff Shudak, 1987  
Career: 58, Jeff Shudak, 1987-90

#### Most Consecutive Games Kicked Field Goals

14, Grant Mahoney, final five games of 2008 through ninth game 2009

#### Most Extra Points

Game: 9, Alex Giffords, Colorado State, 1980  
Season: 46, Adam Benike, 2002  
Career: 106, Jamie Kohl, 1995-98

#### Most Consecutive Extra Points Made

100, Bret Culbertson, 2004-07

*\* Statistics from bowl games before 2002 are not included in school records, per NCAA policy*





# IOWA STATE FOOTBALL

## INDIVIDUAL SINGLE-GAME RECORDS

### Rushing Yards

1.	Troy Davis, Missouri, 1996	378
2.	Troy Davis, UNLV, 1995	302
3.	Troy Davis, Ohio, 1995	291
4.	Dave Hoppmann, Kansas State, 1961	271
5.	Darren Davis, Kansas, 1997	261
6.	Homer Hubbard, Drake, 1908	252
7.	Darren Davis, Baylor, 1997	247
8.	Darren Davis, Iowa, 1998	244
9.	Harold Brown, Kent State, 1982	242
10.	Ennis Haywood, Baylor, 2000	241
	Troy Davis, Northern Iowa, 1996	241

### Rushing Attempts

1.	Troy Davis, Northern Iowa, 1996	53
2.	Troy Davis, Kansas State, 1996	48
3.	Dwayne Crutchfield, Colorado, 1981	47
4.	Darren Davis, Kansas, 1998	43
	Dwayne Crutchfield, Oklahoma, 1981	43
6.	Darren Davis, Kansas, 1997	42
7.	Troy Davis, Missouri, 1996	41
	Troy Davis, Kansas State, 1995	41
9.	Troy Davis, Ohio, 1995	40
	Blaise Bryant, Kansas State, 1990	40
	Mike Strachan, Colorado, 1973	40
	Blaise Bryant, Missouri, 1989	40
	Joe Henderson, Kansas State, 1988	40

### Touchdowns

1.	Troy Davis, Northern Iowa, 1996	5
	Troy Davis, UNLV, 1995	5
	Joe Henderson, Kansas, 1988	5
4.	Todd Blythe, Texas A&M, 2005	4
	Ennis Haywood, Kansas, 2001	4
	Troy Davis, Missouri, 1996	4
	Blaise Bryant, UNI, 1990	4
	Dwayne Crutchfield, Kent State, 1981	4
	George Amundson, Oklahoma St., 1971	4

### Touchdown Catches

1.	Todd Blythe, Texas A&M, 2005	4
2.	Quenton Bundrage, Iowa, 2013	3
	Jarvis West, Baylor, 2012	3
	Josh Lenz, TCU, 2012	3
	Todd Blythe, Northern Illinois, 2004	3
	Damien Groce, Texas Tech, 1998	3
	Jim Doran, Missouri, 1950	3
	George Gast, Kansas State, 1943	3

### Touchdown Passes

1.	Steele Jantz, Baylor, 2012	5
	Todd Bandhauer, Texas, 1998	5
3.	Grant Rohach, West Virginia, 2013	4
	Sam Richardson, Kansas, 2012	4
	Steele Jantz, Iowa, 2011	4
	Austen Arnaud, Texas Tech, 2010	4
	Bret Meyer, Texas A&M, 2005	4
	Seneca Wallace, Baylor, 2001	4
	Bret Oberg, Oklahoma, 1989	4
	Alex Espinoza, Kansas State, 1986	4
	Wayne Stanley, Air Force, 1976	4
	Rich Mann, Nebraska, 1951	4

### Passing Yards

1.	Austen Arnaud, Kansas St., 2008	440
2.	Todd Bandhauer, Texas, 1998	437
3.	Seneca Wallace, Missouri, 2002	425
4.	Bret Oberg, Oklahoma, 1989	411
5.	Steele Jantz, Baylor, 2012	381
6.	Jared Barnett, Oklahoma State, 2011	376
7.	Todd Bandhauer, Iowa, 1997	375
8.	Austen Arnaud, Texas A&M, 2008	371
	Bret Meyer, Texas A&M, 2005	371
10.	Seneca Wallace, Iowa, 2002	361

### Pass Completions

1.	Steele Jantz, Baylor, 2012	36
	Austen Arnaud, Missouri, 2008	36
3.	Bret Meyer, Missouri, 2007	33
4.	Steele Jantz, Tulsa, 2012	32
5.	Jared Barnett, Oklahoma State, 2011	31
	Austen Arnaud, Kansas State, 2008	31
	Seneca Wallace, Missouri, 2002	31
8.	Bret Meyer, Illinois State, 2005	30
	Seneca Wallace, Texas A&M, 2001	30
	Todd Bandhauer, Texas, 1998	30

### Pass Attempts

1.	Todd Bandhauer, Texas, 1998	62
2.	Jared Barnett, Oklahoma State, 2011	58
3.	Austen Arnaud, Missouri, 2008	54
4.	Steele Jantz, Baylor, 2012	52
5.	Steele Jantz, Texas, 2011	51
	Bret Meyer, Nebraska, 2007	51
	Todd Bandhauer, Iowa, 1997	51
8.	Bret Meyer, Missouri, 2007	48
	Bret Oberg, Oklahoma, 1989	48

10.	Seneca Wallace, Missouri, 2002	47
	Alex Espinoza, Missouri, 1985	47
	Alex Espinoza, Drake, 1984	47
	David Archer, Missouri, 1983	47
	David Archer, Kansas, 1983	47

### Receptions

1.	Tracy Henderson, Kansas State, 1983	16
2.	Steve Lester, Oklahoma, 1989	13
	Tom Busch, Kansas, 1967	13
4.	Tracy Henderson, Missouri, 1983	12
5.	Collin Franklin, Colorado, 2010	11
	J.J. Moses, Nebraska, 2000	11
	Tracy Henderson, Texas A&M, 1984	11
	Jason Jacobs, Nebraska, 1983	11
	Eppie Barney, Arizona, 1966	11
10.	R.J. Sumrall, Kansas, 2008	10
	Damien Groce, Texas, 1998	10
	Damien Groce, Texas Tech, 1998	10
	Steve Lester, Missouri, 1989	10
	Tracy Henderson, Drake, 1984	10
	Tracy Henderson, Nebraska, 1983	10
	Tracy Henderson, Kansas, 1983	10

### Receiving Yards


1.	Tracy Henderson, Texas A&M, 1984	217
2.	Todd Blythe, Texas A&M, 2005	214
3.	Steve Lester, Oklahoma, 1989	203
	Jim Doran, Oklahoma, 1949	203
5.	Lane Danielsen, Texas Tech, 2003	192
6.	Todd Blythe, Nebraska, 2004	188
7.	Darius Reynolds, Baylor, 2011	178
8.	Tracy Henderson, Iowa, 1984	175
	Eppie Barney, Arizona, 1966	175
10.	Dennis Ross, Northern Iowa, 1987	174

### Total Offense

1.	Austen Arnaud, Kansas State, 2008	493
	Seneca Wallace, Missouri, 2002	493
3.	Jared Barnett, Oklahoma State, 2011	460
4.	Bret Oberg, Oklahoma, 1989	449
5.	Austen Arnaud, Texas A&M, 2008	438
6.	Steele Jantz, Baylor, 2012	435
7.	Todd Bandhauer, Texas, 1998	427
8.	Grant Rohach, West Virginia, 2014	397
9.	Seneca Wallace, Iowa, 2002	391
10.	Bret Meyer, Texas A&M, 2005	385

### All-Purpose Yards

1.	Troy Davis, Missouri, 1996	374
2.	Tyrone Watley, Nebraska, 1997	324
3.	Leonard Johnson, Okla. St., 2008	319
4.	Troy Davis, Ohio, 1995	318
5.	Tyrone Watley, Minnesota, 1997	316
6.	Troy Davis, UNLV, 1995	302
7.	Darren Davis, Ball State, 1998	291
8.	Dave Hoppmann, Kansas State, 1961	287
9.	Troy Davis, Kansas State, 1995	285
10.	Ennis Haywood, Baylor, 2000	284



Tracy Henderson had 11 catches for 217 yards in a 1984 game against Texas A&M. The yardage total still stands as a school record 29 years later.



## INDIVIDUAL BOWL GAME RECORDS

### Offense

#### Rushing Attempts

ISU: 29 by Dexter Green vs. N.C. State, 1977 Peach Bowl  
Opp: 34 by Curtis Dickey, Texas A&M, 1978 Hall of Fame Bowl

#### Rushing Yards

ISU: 172 by Dexter Green vs. N.C. State, 1977 Peach Bowl  
Opp: 276 by Curtis Dickey, Texas A&M, 1978 Hall of Fame Bowl

#### Rushing Touchdowns

ISU: 1, 11 times  
(Most recent: Jeff Woody vs. Rutgers, 2011 Pinstripe Bowl)  
Opp: 3, twice  
(Most recent: Alex Singleton vs. Tulsa, 2012 Liberty Bowl)

#### Longest Rush

ISU: 43 by Ennis Haywood vs. Alabama, 2001 Independence Bowl  
Opp: 54 by Curtis Dickey, Texas A&M, 1978 Hall of Fame Bowl

#### Pass Attempts

ISU: 42 by Seneca Wallace vs. Alabama, 2001 Independence Bowl  
Opp: 44 by Josh Betts, Miami University, 2004 Independence Bowl

#### Pass Completions

ISU: 25 by Seneca Wallace vs. Alabama, 2001 Independence Bowl  
Opp: 21 by Jeff Ballard, TCU, 2005 EV1.net Bowl

#### Passing Yards

ISU: 308 by Sage Rosenfels vs. Pittsburgh, 2000 Insight.com Bowl  
Opp: 347 by John Turman, Pittsburgh, 2000 Insight.com Bowl

#### Passing Touchdowns

ISU: 3 by Bret Meyer vs. TCU, 2005 EV1.net Bowl  
Opp: 3 by Jim Stevens, Georgia Tech, 1972 Liberty Bowl

#### Pass Interceptions Thrown

ISU: 2, Six times  
(Most recent: Steele Jantz vs. Rutgers, 2011 Pinstripe Bowl)  
Opp: 1, Eight times  
(Most recent: Cody Green, Tulsa, 2012 Liberty Bowl)

#### Receptions

ISU: 7 by Craig Campbell vs. Alabama, 2001 Independence Bowl  
Opp: 7, Three times  
(Most recent: Da'Jon McKnight, Minnesota, 2009 Insight Bowl)

#### Receiving Yards

ISU: 109 by Craig Campbell vs. Alabama, 2001 Independence Bowl  
Opp: 165 by Andy Hamilton, LSU, 1971 Sun Bowl

#### Receiving Touchdowns

ISU: 2 by Todd Blythe vs. TCU, 2005 EV1.net Bowl;  
Chris Anthony vs. Pittsburgh, 2000 Insight.com Bowl;  
Ike Harris vs. Georgia Tech, 1972 Liberty Bowl  
Opp: 2 by Antonio Bryant, Pittsburgh, 2000 Insight.com Bowl

#### Longest Reception

ISU: 69\* by Ernst Brun vs. Tulsa, 2012 Liberty Bowl  
Opp: 86\* by Brandon Coleman, Rutgers, 2011 Pinstripe Bowl

#### Total Offense

ISU: 299 by Sage Rosenfels vs. Pittsburgh, 2000 Insight.com Bowl  
Opp: 364 by John Turman, Pittsburgh, 2000 Insight.com Bowl

#### Points Scored

ISU: 12 by Todd Blythe vs. TCU, 2005 EV1.net Bowl;  
Chris Anthony vs. Pittsburgh, 2000 Insight.com Bowl  
Ike Harris vs. Georgia Tech, 1972 Liberty Bowl  
Opp: 18, twice  
(Most recent: Alex Singleton vs. Tulsa, 2012 Liberty Bowl)

### Defense

#### Total Tackles

ISU: 19 by A.J. Klein vs. Tulsa, 2012 Liberty Bowl  
Opp: 15 by Kim Royston, Minnesota, 2009 Insight Bowl;  
Ramon Walker, Pittsburgh, 2000 Insight.com Bowl

#### Tackles For Loss (Since 1977)

ISU: 5 by Jason Berryman vs. TCU, 2005 EV1.net Bowl  
Opp: 4 by Chase Ortiz, TCU, 2005 EV1.net Bowl

#### Sacks (Since 2000)

ISU: 5 by Jason Berryman vs. TCU, 2005 EV1.net Bowl  
Opp: 3 by Chase Ortiz, TCU, 2005 EV1.net Bowl

#### Fumbles Forced

ISU: 1, Seven times  
(Most recent: Jake Knott vs. Rutgers, 2011 Pinstripe Bowl)  
Opp: 1, Six times  
(Most recent: Shawn Jackson, Tulsa, 2012 Liberty Bowl)

#### Fumbles Recovered

ISU: 2 by Nik Moser vs. TCU, 2005 EV1.net Bowl  
Opp: 2 by Lloyd Frye, LSU, 1971 Sun Bowl

#### Interceptions By

ISU: 1, eight Times  
(Most recent: Jeremy Reeves vs. Tulsa, 2012 Liberty Bowl\*)  
Opp: 2-0 by Kyle Theret, Minnesota, 2009 Insight Bowl

### Special Teams

#### Punt Returns

ISU: 4 by Todd Miller vs. Boise State, 2002 Humanitarian Bowl  
Opp: 5 by Tim Gilligan, Boise State, 2002 Humanitarian Bowl

#### Punt Return Yards

ISU: 72 by JaMaine Billups vs. Pittsburgh, 2000 Insight.com Bowl  
Opp: 76 by Cory Rodgers, TCU, 2005 EV1.net Bowl

#### Longest Punt Return

ISU: 72\* by JaMaine Billups vs. Pittsburgh, 2000 Insight.com Bowl  
Opp: 44 by Ryne Robinson, Miami University, 2004 Independence Bowl

#### Kickoff Returns

ISU: 5 by Willie Jones vs. Georgia Tech, 1972 Liberty Bowl  
Opp: 6 by Torrie Cox, Pittsburgh, 2000 Insight.com Bowl

#### Kickoff Return Yards

ISU: 166 by Willie Jones vs. Georgia Tech, 1972 Liberty Bowl  
Opp: 92 by Torrie Cox, Pittsburgh, 2000 Insight.com Bowl

#### Longest Kickoff Return

ISU: 93\* by Willie Jones vs. Georgia Tech, 1972 Liberty Bowl  
Opp: 46 by Brock Forsey, Boise State, 2002 Humanitarian Bowl

#### Punts

ISU: 9 by Doug Keown vs. LSU, 1971 Sun Bowl  
Opp: 8, three times  
(Most recent: Cole Way vs. Tulsa, 2012 Liberty Bowl)

#### Punt Yards

ISU: 337 by Troy Blankenship vs. TCU, 2005 EV1.net Bowl  
Opp: 363 by Mike Wafzig, Miami University, 2004 Independence Bowl

#### Punt Average

ISU: 47.3 by Tony Yelk vs. Alabama, 2001 Independence Bowl  
Opp: 49.7 by Justin Doerner, Rutgers, 2011 Pinstripe Bowl

#### Field Goals Made

ISU: 2, Two times  
(Most recent: Zach Guyer vs. Rutgers, 2011 Pinstripe Bowl)  
Opp: 2, 3 times  
(Most recent: San San Te vs. Rutgers, 2011 Pinstripe Bowl)

#### Field Goals Attempted

ISU: 5 by Tony Yelk vs. Alabama, 2001 Independence Bowl  
Opp: 3 by San San Te, Rutgers, 2011 Pinstripe Bowl

#### Longest Field Goal

ISU: 46 by Zach Guyer vs. Rutgers, 2011 Pinstripe Bowl  
Opp: 44 by Peter Lococo, TCU, 2005 EV1.net Bowl

#### Blocked Kicks

ISU: 1 by Anthony Forrest vs. Boise State, 2002 Humanitarian Bowl;  
Tim Dobbins vs. Miami University, 2004 Independence Bowl  
Opp: 1, Three times  
(Most recent: Justin Francis vs. Rutgers, 2011 Pinstripe Bowl)  
\*Touchdown



## TEAM BOWL GAME RECORDS

### Offense

#### Most Points Scored

ISU: 37 vs. Pittsburgh, 2000 Insight.com Bowl  
Opp: 34, Boise State, 2002 Humanitarian Bowl

#### Most Points Scored, Quarter

ISU: 20 vs. Pittsburgh (2Q), 2000 Insight.com Bowl  
Opp: 14, twice  
(Most recent: Tulsa (2Q), 2012 Liberty Bowl)

#### Most Points Scored, Half

ISU: 27 vs. Pittsburgh (1H), 2000 Insight.com Bowl  
Opp: 27, two times  
(Most recent: Boise State, 2002 Humanitarian Bowl)

#### Rushing Attempts

ISU: 59 vs. Miami University, 2004 Independence Bowl  
Opp: 60, Tulsa, 2012 Liberty Bowl

#### Rushing Yards

ISU: 295 vs. Miami University, 2004 Independence Bowl  
Opp: 322, Texas A&M, 1978 Hall of Fame Bowl

#### Rushing Touchdowns

ISU: 2, twice  
(Most recent: Miami University, 2004 Independence Bowl)  
Opp: 4, twice  
(Most recent: Tulsa, 2012 Liberty Bowl)

#### Pass Attempts

ISU: 42, twice  
(Most recent: Boise State, 2002 Humanitarian Bowl)  
Opp: 44, Miami University, 2004 Independence Bowl

#### Pass Completions

ISU: 25 vs. Alabama, 2001 Independence Bowl  
Opp: 21, TCU, 2005 EV1.net Bowl

#### Passing Yards

ISU: 308 vs. Pittsburgh, 2000 Insight.com Bowl  
Opp: 347, Pittsburgh, 2000 Insight.com Bowl

#### Passing Touchdowns

ISU: 3 vs. TCU, 2005 EV1.net Bowl  
Opp: 3, twice  
(Most recent: Georgia Tech, 1972 Liberty Bowl)

#### First Downs

ISU: 27 vs. N.C. State, 1977 Peach Bowl  
Opp: 23, twice  
(Most recent: Tulsa, 2012 Liberty Bowl)

#### Total Offense

ISU: 456 vs. Alabama, 2001 Independence Bowl  
Opp: 491, Pittsburgh, 2000 Insight.com Bowl

### Special Teams

#### Punts

ISU: 9 vs. LSU, 1971 Sun Bowl  
Opp: 8, twice  
(Most recent: Tulsa, 2012 Liberty Bowl)

#### Punt Average

ISU: 42.7 vs. Boise State, 2002 Humanitarian Bowl;  
vs. N.C. State, 1977 Peach Bowl  
Opp: 49.7, Rutgers, 2011 Insight Bowl

### Defense

#### Fewest Points Allowed

ISU: 13 vs. Minnesota, 2009 Insight Bowl;  
vs. Miami University, 2004 Independence Bowl  
Opp: 12, Texas A&M, 1978 Hall of Fame Bowl

#### Sacks (Since 2000)

ISU: 6 vs. TCU, 2005 EV1.net Bowl  
Opp: 5, twice  
(Most recent: Tulsa, 2012 Liberty Bowl)

#### Fumbles Forced

ISU: 5 vs. Georgia Tech, 1972 Liberty Bowl  
Opp: 5, LSU, 1971 Sun Bowl

#### Fumbles Recovered

ISU: 2, three times  
(Most recent: vs. TCU, 2005 EV1.net Bowl)  
Opp: 4, LSU, 1971 EV1.net Bowl

#### Interceptions By

ISU: 1, eight times  
(Most recent: Tulsa, 2012 Liberty Bowl)  
Opp: 2, seven times  
(Most recent: Tulsa, 2012 Liberty Bowl)

### Miscellaneous

#### Attendance

1.	2012 Liberty Bowl vs. Tulsa	53,587
2.	1972 Liberty Bowl vs. Georgia Tech	50,201
3.	2001 Independence Bowl vs. Alabama	45,627
4.	2009 Insight Bowl vs. Minnesota	45,090
5.	2004 Independence Bowl vs. Miami University	43,000
6.	2000 Insight.com Bowl vs. Pittsburgh	41,813
7.	1978 Hall of Fame Bowl vs. Texas A&M	41,150
8.	2011 Pinstripe Bowl vs. Rutgers	38,328
9.	2005 Houston Bowl vs. TCU	37,286
10.	1977 Peach Bowl vs. N.C. State	36,733
11.	1971 Sun Bowl vs. LSU	33,530
12.	2002 Humanitarian Bowl vs. Boise State	30,446



*Sage Rosenfels connected on 23-of-34 passes for 308 yards as Iowa State scored a bowl record 37 points in the 2000 Insight.com Bowl win over Pittsburgh. Rosenfels was named the offensive player of the game.*





## ALL-TIME LONGEST PLAYS

### Rushing

- 98 Meredith Warner, Iowa Pre-Flight, 1943\*
- 91 Graston Norris, UNLV, 1995\*
- 89 Joe Burden, Tulsa, 1961\*
- Meredith Warner, Ottumwa Pre-Flight, 1943\*
- 88 Deac Wolters, Central Oklahoma, 1922
- 80 Troy Davis, UNLV, 1995\*
- Tom Roach, Colorado State, 1980
- Norton Behm, Minnesota, 1924\*
- Otis Higgins, Grinnell, 1921\*
- 79 Lane Danielsen, Texas Tech, 2002\*
- 78 Marv Seiler, Nebraska, 1992
- 76 James White, Baylor, 2011\*
- 75 Buddy Hardeman, Oklahoma State, 1973
- 73 Ennis Haywood, Ohio, 2000\*
- Joe Henderson, Northern Iowa, 1988

### Passing

- 97 Sam Richardson-Quenton Bundrage, Texas, 2013\*
- 90 Todd Doxzon-Ed Williams, Oklahoma, 1995\*
- 89 Don Ferguson-Carl Paetz, Kansas, 1946\*
- 87 Bill Weeks-Jim Doran, Oklahoma, 1949
- 83 Bob Utter-Lamont Hill, Ohio, 1992\*
- 82 Tim Van Galder-Tom Busch, Oklahoma, 1965\*
- 81 Todd Bandhauer-Tyrone Watley, Minnesota, 1997\*
- 80 Cris Love-Lane Danielsen, Texas Tech, 2003\*
- Sage Rosenfels-Damien Groce, Iowa, 1999\*
- 78 Sage Rosenfels-J.J. Moses, UNLV, 2000\*
- 77 Bret Meyer-Jon Davis, Nebraska, 2004\*
- Bob Utter-James Brooks, Northern Illinois, 1993\*
- 76 John Quinn-Dan Johnson, Colorado State, 1980\*
- 75 Todd Bandhauer-Ed Williams, Oklahoma State, 1997\*
- 74 Jared Barnett-Josh Lenz, TCU, 2012\*
- 72 Bob Utter-Calvin Branch, Rice, 1993

### Scoring Plays

- 100 Dick Howard, Kansas State, 1945 (interception return)
- 99 Troy Davis, Colorado, 1994 (kickoff return)
- 98 Meredith Warner, Iowa Pre-Flight, 1943 (rush)
- 98 DeVondrick Nealy, TCU, 2013 (kickoff return)
- 97 Quenton Bundrage, Texas, 2013 (reception)
- 96 Tom Elliott, Kansas, 1969 (punt return)
- Dick Howard, Kansas State, 1945 (kickoff return)
- 95 Jarvis West, Texas Tech, 2013 (kickoff return)
- Luther Blue, Nebraska, 1976 (kickoff return)
- Gary King, Drake, 1965 (punt return)
- 94 Jeremy Reeves, Northern Iowa, 2010 (interception return)
- Dustin Avey, Colorado, 1997 (interception return)
- 93 Willie Jones, Georgia Tech, 1972 (kickoff return)
- Willie Jones, Oklahoma, 1971 (kickoff return)
- 91 Graston Norris, UNLV, 1995 (rush)
- James McMillion, Oklahoma State, 1992 (punt return)
- 90 Ed Williams, Oklahoma, 1995 (reception)
- 89 Joe Burden, Tulsa, 1961 (rush)
- Carl Paetz, Kansas, 1946 (reception)
- Meredith Warner, Ottumwa Pre-Flight, 1943 (rush)
- 87 A.J. Klein, Texas Tech, 2012 (interception return)
- James McMillion, Tulane, 1992 (punt return)

### Punt Returns

- 96 Tom Elliott, Kansas, 1969\*
- 95 Gary King, Drake, 1965\*
- 91 James McMillion, Oklahoma St., 1992\*
- 87 James McMillion, Tulane, 1992\*
- 86 Barry Hill, Kansas, 1973\*
- 85 Mike Schwartz, Bowling Green, 1977\*
- D.W. Moss, Drake, 1914
- 84 Tom Elliott, BYU, 1968\*
- 80 Dick Howard, Doane, 1944\*
- Bill Brennan, Nebraska, 1913\*
- 78 James McMillion, Missouri, 1992\*

### Kickoff Returns

- 99 Troy Davis, Colorado, 1994\*
- 98 DeVondrick Nealy, TCU, 2013\*
- 96 Dick Howard, Kansas State, 1945\*
- 95 Jarvis West, Texas Tech, 2013\*
- 95 Luther Blue, Nebraska, 1976\*
- 95 Willie Jones, Oklahoma, 1971\*
- 93 Willie Jones, Georgia Tech, 1973\*
- 92 Donn Lorenzen, Northwestern, 1954

### Interception Returns

- 100 Dick Howard, Kansas State, 1945\*
- 94 Jeremy Reeves, Northern Iowa, 2010\*
- Dustin Avey, Colorado, 1997\*

- 87 A.J. Klein, Texas Tech, 2012\*
- 85 Ira Young, Drake, 1921\*
- 84 Jeff Allen, Colorado State, 1970\*
- 80 Deac Wolters, Grinnell, 1922\* (fumble return)
- 78 A.J. Klein, Missouri, 2011\*
- Marc Timmons, Missouri, 2000\*
- 76 Jeff Simonds, Kansas State, 1966\*
- 75 Larry Carwell, Kansas, 1966
- Johnny Behm, Minnesota, 1923\*

### Punts

- 90 Bob Dennis, Northern Iowa, 1946
- 89 Ron Norman, Kansas, 1942
- 86 Royal Lohry, Oklahoma, 1940
- 80 Judge Johnston, Nebraska, 1988
- Doug Myers, Nebraska, 1982
- 75 Carl Gomez, Wyoming, 1997
- Marc Harris, Nebraska, 1996
- 74 Kirby Van Der Kamp, Texas, 2010
- 73 Mike Brandtner, Oklahoma, 2006
- Rich Miller, Nebraska, 1979
- 72 Carl Gomez, Kansas State, 2000
- Carl Gomez, Oklahoma, 1998
- Jim Thompson, Nebraska, 1984
- 71 Marc Harris, Western Michigan, 1994

### Field Goals

- 58 Ty Stewart, Oklahoma State, 1993
- Ty Stewart, Missouri, 1993
- Alex Giffords, Oklahoma, 1979
- 57 Grant Mahoney, Nebraska, 2010
- 55 Jeff Shudak, Northern Iowa, 1988
- Alex Giffords, Kent State, 1982
- 54 Grant Mahoney, Iowa, 2011
- Jamie Kohl, Kansas, 1998
- 53 Jeff Shudak, Kansas, 1990
- 52 Grant Mahoney, Nebraska, 2009
- Bret Culbertson, Texas Tech, 2006
- Jeff Shudak, Colorado, 1988
- Rick Frank, Iowa, 1985
- Alex Giffords, Colorado, 1980
- 51 Edwin Arceo, Kansas, 2012
- Edwin Arceo, Oklahoma, 2012
- Tony Yelk, Texas, 2003
- Jeff Shudak, Missouri, 1990
- 50 Grant Mahoney, Army, 2009
- Grant Mahoney, North Dakota State, 2009
- Jeff Shudak, Colorado, 1989
- Jeff Shudak, Kansas, 1987
- Tom Goedjen, BYU, 1973

\*Scored touchdown



# IOWA STATE FOOTBALL

## INDIVIDUAL SEASON RECORDS

### Touchdowns

1. Troy Davis, 1996	21
2. Blaise Bryant, 1989	19
3. Dwayne Crutchfield, 1981	17
4. Darren Davis, 1999	16
Troy Davis, 1995	16
6. Dexter Green, 1977	15
George Amundson, 1971	15
8. Ennis Haywood, 2001	14
9. Ryan Kock, 2005	13
Dexter Green, 1978	13

### Rushing Yards

1. Troy Davis, 1996	2,185
(NCAA season leader)	
2. Troy Davis, 1995	2,010
(NCAA season leader)	
3. Blaise Bryant, 1989	1,516
4. Darren Davis, 1999	1,388
5. Dwayne Crutchfield, 1980	1,312
6. Mike Strachan, 1972	1,260
George Amundson, 1971	1,260
8. Dexter Green, 1977	1,240
9. Ennis Haywood, 2000	1,237
10. Joe Henderson, 1987	1,232

### Rushing Touchdowns

1. Troy Davis, 1996	21
2. Blaise Bryant, 1989	19
3. Dwayne Crutchfield, 1981	17
4. Troy Davis, 1995	16
5. Dexter Green, 1977	15
George Amundson, 1971	15
7. Ennis Haywood, 2001	14
Darren Davis, 1999	14
9. Ryan Kock, 2005	13
10. Blaise Bryant, 1990	12

### Rushing Attempts

1. Troy Davis, 1996	402
2. Troy Davis, 1995	345
3. Dwayne Crutchfield, 1981	307
4. Blaise Bryant, 1989	299
5. Darren Davis, 1998	294
6. Darren Davis, 1999	287
7. Dwayne Crutchfield, 1980	284
8. Mike Strachan, 1973	272
George Amundson, 1971	272
10. Dexter Green, 1977	271

### 100-Yard Rushing Games

1. Troy Davis, 1996	11
2. Troy Davis, 1995	10
3. Darren Davis, 1999	7
Blaise Bryant, 1989	7
Dwayne Crutchfield, 1980	7
Dexter Green, 1978	7
Dexter Green, 1977	7
8. Alexander Robinson, 2009	6
Ennis Haywood, 2001	6
Ennis Haywood, 2000	6
Dwayne Crutchfield, 1981	6
Mike Strachan, 1972	6
George Amundson, 1971	6

### 200-Yard Rushing Games

1. Troy Davis, 1996	5
2. Troy Davis, 1995	4
3. Ennis Haywood, 2000	2
Darren Davis, 1999	2
Darren Davis, 1998	2
Darren Davis, 1997	2
Blaise Bryant, 1989	2
8. Ennis Haywood, 2001	1
Joe Henderson, 1987	1
Harold Brown, 1982	1
Dexter Green, 1976	1
Dave Hoppmann, 1961	1
Dave Hoppmann, 1960	1
Homer Hubbard, 1908	1

### Consecutive 100-Yard Rushing Games

1. Troy Davis, 10/14/95-11/23/96	17
2. Darren Davis, 11/21/98-10/23/99	8
3. Dwayne Crutchfield, 9/12/81-10/10/81	5
Dexter Green, 11/12/77-9/16/78	5
5. Ennis Haywood, 9/2/00-9/30/00	4
Darren Davis, 10/4/97-11/1/97	4
Troy Davis, 8/31/95-9/23/95	4
Blaise Bryant, 11/4/89-9/8/90	4
Dwayne Crutchfield, 10/4/80-10/25/80	4

### Passing Yards

1. Seneca Wallace, 2002	3,245
2. Bret Meyer, 2005	2,876
3. Austen Arnaud, 2008	2,792
4. David Archer, 1983	2,639
5. Bret Meyer, 2006	2,546
6. Todd Bandhauer, 1997	2,514

7. Sage Rosenfels, 2000	2,298
8. Bret Oberg, 1989	2,242
9. Todd Bandhauer, 1998	2,206
10. Bret Meyer, 2007	2,151

### Passing Touchdowns

1. Todd Bandhauer, 1997	20
2. Bret Meyer, 2005	19
3. David Archer, 1983	18
4. George Amundson, 1972	17
5. Austen Arnaud, 2008	15
Seneca Wallace, 2002	15
Alex Espinoza, 1986	15
Rich Mann, 1951	15
9. Austen Arnaud, 2009	14
Todd Bandhauer, 1998	14
Dean Carlson, 1971	14

### Pass Completions

1. Austen Arnaud, 2008	247
2. Seneca Wallace, 2002	244
3. David Archer, 1983	234
4. Bret Meyer, 2007	233
5. Bret Meyer, 2005	227



Quarterback Seneca Wallace (2001-02) ran up 6,201 yards of total offense in just two seasons.

6. Bret Meyer, 2006	211
7. Todd Bandhauer, 1997	180
8. Todd Bandhauer, 1998	179
9. Austen Arnaud, 2009	178
10. Sage Rosenfels, 2000	172

### Completion Percentage (min. 100 comp.)

1. Steele Jantz, 2012	.621
Seneca Wallace, 2001	.621
3. Bret Oberg, 1989	.620
4. Austen Arnaud, 2008	.616
Bret Meyer, 2005	.616
6. Bret Meyer, 2007	.610
7. Austen Arnaud, 2010	.590
8. Austen Arnaud, 2009	.587
9. David Archer, 1983	.581
10. Grant Rohach, 2013	.576

### Receptions

1. Tracy Henderson, 1983	81
2. Tracy Henderson, 1984	64
Jason Jacobs, 1983	64
4. Lane Danielsen, 2002	63
5. Otto Stowe, 1970	59
6. R.J. Sumrall, 2008	57
7. Austin Flynn, 2005	56
Eppie Barney, 1966	56
9. Collin Franklin, 2010	54
R.J. Sumrall, 2007	54

### Receiving Yards

1. Lane Danielsen, 2002	1,073
2. Tracy Henderson, 1983	1,051
3. Todd Blythe, 2005	1,000
4. Tracy Henderson, 1984	941
5. Todd Blythe, 2004	833
6. Tyrone Watley, 1997	827
7. Otto Stowe, 1970	822
8. Eppie Barney, 1966	782
9. Todd Blythe, 2007	779
10. J.J. Moses, 2000	775

### Touchdown Receptions

1. Quenton Bundrage, 2013	9
Todd Blythe, 2005	9
Todd Blythe, 2004	9
4. Todd Blythe, 2006	8
Ty Watley, 1997	8
Tracy Henderson, 1983	8



# IOWA STATE FOOTBALL

## INDIVIDUAL SEASON RECORDS

7. Darius Reynolds, 2011	7	George Amundson, 1971	90
R.J. Sumrall, 2008	7	9. Grant Mahoney, 2008	84
Damien Groce, 1998	7	Ennis Haywood, 2001	84
Ed Williams, 1995	7	Jeff Shudak, 1990	84

### 100-Yard Receiving Games

1. Tracy Henderson, 1983	5
2. R.J. Sumrall, 2008	4
Lane Danielsen, 2002	4
4. Todd Blythe, 2005	3
Todd Blythe, 2004	3
J.J. Moses, 2000	3
Tracy Henderson, 1984	3
Otto Stowe, 1970	3
Jim Doran, 1950	3

### Consecutive 100-Yard Receiving Games

1. Tracy Henderson, 9/8/84-9/22/84	3
Tracy Henderson, 10/29/83-11/12/83	3
Jim Doran, 10/7/50-10/21/50	3
4. Jack Whitver, 9/6/02-9/21/02	2
Lane Danielsen, 11/2/02-11/9/02	2
Jack Whitver, 9/14/02-9/21/02	2
Damien Groce, 9/26/98-10/3/98	2
Ty Watley, 9/13/97-9/20/97	2
Ed Williams, 8/30/97-9/6/97	2
Dick Limerick, 11/4/61-11/11/61	2

### Receptions By A Tight End

1. Collin Franklin, 2010	54
2. E.J. Bibbs, 2013	39
3. Jeff Wodka, 1985	35
4. Keith Krepfle, 1971	34
5. Keith Krepfle, 1972	30
Keith Krepfle, 1973	30
7. Mike Banks, 2000	27
Mike Busch, 1988	27
9. Ernst Brun, 2012	26
Dave Smoldt, 1984	26

### Scoring

1. Troy Davis, 1996	126
2. Blaise Bryant, 1989	120
3. Dwayne Crutchfield, 1981	104
4. Adam Benike, 2002	97
5. Darren Davis, 1999	96
Troy Davis, 1995	96
7. Dexter Green, 1977	90

### Total Offense

1. Seneca Wallace, 2002	3,682
2. Austen Arnaud, 2008	3,193
3. Bret Meyer, 2005	2,999
4. Bret Meyer, 2006	2,723
5. David Archer, 1983	2,698
6. Sage Rosenfels, 2000	2,679
7. Austen Arnaud, 2009	2,576
8. Seneca Wallace, 2001	2,519
9. Bret Oberg, 1989	2,515
10. Bret Meyer, 2007	2,443

### Punting Average

1. Marc Harris, 1996	45.7
2. Kirby Van Der Kamp, 2010	45.2
3. Tony Yelk, 2001	43.8
4. Judge Johnston, 1989	42.9
5. Rick Blabolil, 1976	42.8
6. Kirby Van Der Kamp, 2011	42.7
Doug Myers, 1982	42.7
8. Troy Blankenship, 2005	42.6
9. Marc Harris, 1994	42.4
10. Tony Yelk, 2002	42.3

### Punt Return Average (min. 10 returns)

1. James McMillion, 1992	23	435	18.91
2. Ryan Baum, 2006	13	208	16.00
3. Tom Vaughn, 1963	13	204	15.69
4. James McMillion, 1991	17	251	14.76
5. Jarvis West, 2011	11	147	13.40
6. Gary King, 1965	13	171	13.15
7. John Schweizer, 1971	22	268	12.18
8. James McMillion, 1993	13	157	12.08
9. Tom Vaughn, 1964	10	120	12.00
10. J.J. Moses, 2000	20	226	11.30

### Punts Returned for Touchdowns

1. James McMillion, 1992	3
2. Todd Miller, 2002	2
3. 13 times	1

### Kickoff Return Average (min. 10 returns)

1. Luther Blue, 1974	12	393	32.75
2. Leonard Johnson, 2008	41	1,081	26.37
3. Willie Jones, 1972	17	443	26.06
4. Jeff Allen, 1968	23	599	26.04
5. Jarvis West, 2011	22	571	25.95
6. Jeff Allen, 1970	22	568	25.82
7. Tom Busch, 1966	18	464	25.75
8. Aaron Horne, 2011	11	283	25.72
9. Tom Vaughn, 1963	12	301	25.08
10. Luther Blue, 1976	14	349	24.93

### Total Tackles

1. Chris Washington, 1981, LB	168
2. Keith Schroeder, 1971, LB	167
3. Malcolm Goodwin, 1992, LB	162
4. Keith Schroeder, 1970, LB	161
5. Brad Storm, 1974, LB	159
6. Alvin Bowen, 2006, LB	155
7. Ted Jornov, 1972, LB	151
8. Ted Jornov, 1973, LB	148
9. Chris Washington, 1982, LB	147
10. Chris Moore, 1986, LB	145

### Interceptions

1. Barry Hill, 1974	9
2. Barry Hill, 1973	8
Bob Mellgren, 1952	8
4. John Schweizer, 1971	6
Tony Washington, 1970	6
Everett Kischer, 1936	6
7. David Sims, 2009	5
DeAndre Jackson, 2005	5
LaMarcus Hicks, 2005	5
Ellis Hobbs, 2004	5
John Schweizer, 1972	5
Larry Holton, 1969	5
Tony Washington, 1969	5

### Sacks

1. Shawn Moorehead, 2006	8.5
2. Jason Berryman, 2005	7.5
3. Brent Curvey, 2006	7.0
Reggie Hayward, 2000	7.0
Derrick Clark, 1996	7.0
Dan Watkins, 1992	7.0
Lester Williams, 1983	7.0
8. Kurtis Taylor, 2007	6.5

Brent Curvey, 2005	6.5
10. Brandon Brown, 2002	6.0
Tyson Smith, 2002	6.0
James Reed, 1997	6.0

### All-Purpose Yards

1. Troy Davis, 1995	2,466
2. Troy Davis, 1996	2,367
3. Blaise Bryant, 1989	1,718
4. Darren Davis, 1999	1,607
5. Dexter Green, 1977	1,483
6. Mike Strachan, 1972	1,482
7. Alexander Robinson, 2009	1,456
8. Ennis Haywood, 2000	1,448
9. J.J. Moses, 2000	1,445
10. Dexter Green, 1976	1,416

### Field Goals Made

1. Jeff Shudak, 1987	20
2. Jeff Shudak, 1990	19
3. Grant Mahoney, 2008	17
Adam Benike, 2002	17
5. Alex Giffords, 1982	15



Former walk-on defensive end Shawn Moorehead's last sack vs Missouri in 2006, came on the final play of his career and preserved a win over the Tigers.





## INDIVIDUAL SEASON RECORDS

	Tom Goedjen, 1973	15
7.	Tom Goedjen, 1974	14
8.	Grant Mahoney, 2009	13
	Cole Netten, 2013	13
10.	Edwin Arceo, 2012	12
	Bret Culbertson, 2005	12
	Ty Stewart, 1991	12
	Jeff Shudak, 1988	12
	Reggie Shoemake, 1970	12

### Field Goals Attempted

1.	Tom Goedjen, 1972	29
2.	Jeff Shudak, 1990	27
3.	Grant Mahoney, 2008	25
	Jeff Shudak, 1987	25
	Tom Goedjen, 1974	25
6.	Tom Goedjen, 1973	24
7.	Adam Benike, 2002	23
8.	Reggie Shoemake, 1970	21
9.	Grant Mahoney, 2009	20
	Ty Stewart, 1994	20
	Marc Bachrodt, 1984	20
	Alex Giffords, 1982	20
	Alex Giffords, 1981	20

### Extra Points Made

1.	Adam Benike, 2002	46
2.	Scott Kollman, 1976	42
3.	Tony Yelk, 2001	38
4.	Edwin Arceo, 2012	37
5.	Bret Culbertson, 2005	34
6.	Cole Netten, 2013	33
	Grant Mahoney, 2008	33
	Jamie Kohl, 1996	33
	Tom Goedjen, 1972	33
10.	Grant Mahoney, 2010	32

### Extra Points Attempted

1.	Adam Benike, 2002	47
2.	Scott Kollman, 1976	46
3.	Edwin Arceo, 2012	40
4.	Tony Yelk, 2001	39
5.	Tom Goedjen, 1972	36
6.	Cole Netten, 2013	34
	Bret Culbertson, 2005	34
	Jamie Kohl, 1996	34
9.	Grant Mahoney, 2010	33
	Grant Mahoney, 2008	33



*Bret Culbertson (2004-07) made all 100 of his extra-point attempts during his career.*

### Extra Points Made (No Misses)

1.	Bret Culbertson, 2005	34
2.	Grant Mahoney, 2008	33
3.	Ty Stewart, 1992	27
	Jeff Shudak, 1990	27
5.	Bret Culbertson, 2007	26
6.	Tom Goedjen, 1973	25
7.	Bret Culbertson, 2006	24
	Alex Giffords, 1982	24
9.	Adam Benike, 2003	19
10.	Tom Goedjen, 1974	18



# IOWA STATE FOOTBALL

## SEASON-BY-SEASON LEADERS

### Rushing Yards

Year	Player, Position	Att.	Yds.	#	Avg.	TD
1943	Meredith Warner, RB	74	401		5.4	2
1944	Meredith Warner, RB	42	260		6.2	3
1945	(Stats not available)					
1946	Dick Howard, RB	69	335		4.9	4
1947	Webb Halbert, RB	109	464		4.3	3
1948	Bill Chauncey, FB	90	428		4.8	3
1949	Bill Chauncey, FB	134	544		4.1	5
1950	Maury Schnell, FB	131	490		3.7	1
1951	Frank Congiardo, FB	99	315		3.2	3
1952	Dick Cherpinsky, RB	62	278		4.5	3
1953	Max Burkett, RB	109	342		3.1	1
1954	Max Burkett, RB	97	528		5.4	5
1955	Donn Lorenzen, RB	32	179		5.6	1
1956	Bob Harden, RB	70	244		3.5	4
1957	Dwight Nichols, TB	211	668		3.2	4
1958	Dwight Nichols, TB	220	*815	(3)	3.7	3
1959	Tom Watkins, FB	161	*843	(2)	5.3	8
	Dwight Nichols, TB		746	(3)		
1960	Dave Hoppmann, TB	161	*844	(5)	5.2	5
	Tom Watkins, FB		688	(12)		
1961	Dave Hoppmann, TB	229	*920	(4)	4.0	5
1962	Dave Hoppmann, TB-QB	198	798	(10)	4.0	11
1963	Tom Vaughn, FB	190	795	(11)	4.2	9
1964	Tom Vaughn, FB	129	497		3.9	4
1965	Les Webster, RB	137	498		3.6	5
1966	Les Webster, RB	149	572		3.8	6
1967	Ben King, RB	110	388		3.5	1
1968	Ben King, RB	124	437		3.5	3
1969	Jock Johnson, FB	98	427		4.4	2
1970	George Amundson, QB	111	440		4.0	7
1971	George Amundson, RB	272	1260	(14)	4.6	15
1972	Mike Strachan, RB	268	*1260	(10)	4.7	8
1973	Mike Strachan, RB	272	1103		4.1	3
1974	Mike Strachan, RB	189	647		3.4	1
1975	Jim Wingender, RB	195	1070		5.5	3
1976	Dexter Green, RB	208	1074		5.2	8
1977	Dexter Green, RB	271	1240		4.6	15
1978	Dexter Green, RB	230	991		4.3	9
1979	Jack Seabrooke, RB	105	441		4.2	2
1980	Dwayne Crutchfield, RB	284	*1312	(10)	4.6	11
1981	Dwayne Crutchfield, RB	307	*1189		3.9	17
1982	Tommy Davis, RB	193	832		4.3	3
1983	Jason Jacobs, RB	99	490		4.9	3
1984	Richard Hanson, RB	155	507		3.3	2
1985	Andrew Jackson, RB	113	415		3.7	2
1986	Andrew Jackson, RB	143	455		3.2	1
1987	Joe Henderson, RB	262	1232	(15)	4.7	5
1988	Joe Henderson, RB	242	1040		4.3	9
1989	Blaise Bryant, RB	299	*1516	(4)	5.1	19
1990	Blaise Bryant, RB	187	753		4.0	12
1991	Sundiata Patterson, FB	100	471		4.7	5

Year	Player, Position	Att.	Yds.	#	Avg.	TD
1992	Chris Ulrich, FB	103	474		4.6	3
1993	Calvin Branch, HB	84	478		5.7	2
1994	Todd Doxzon, QB	148	375		2.5	4
1995	Troy Davis, TB	345	*2010	(1)	5.8	15
1996	Troy Davis, TB	402	*2185	(1)	5.4	21
1997	Darren Davis, TB	212	1005		4.7	5
1998	Darren Davis, TB	294	1166		4.0	7
1999	Darren Davis, TB	287	*1388	(9)	4.8	14
2000	Ennis Haywood, TB	229	*1237	(10)	5.4	8
2001	Ennis Haywood, TB	258	1169	(24)	4.5	14
2002	Hiawatha Rutland, TB	160	614		3.8	6
2003	Stevie Hicks, TB	123	471		3.8	0
2004	Stevie Hicks, TB	270	1062	(42)	3.9	5
2005	Stevie Hicks, TB	149	545		3.7	4
2006	Stevie Hicks, TB	107	523		4.9	2
2007	Alexander Robinson, TB	118	465		3.9	6
2008	Alexander Robinson, TB	153	703		4.6	6
2009	Alexander Robinson, TB	232	1195	(25)	5.2	6
2010	Alexander Robinson, TB	202	946	(54)	4.7	9
2011	James White, TB	159	743		4.7	8
2012	James White, TB	99	505		5.1	2
2013	Aaron Wimberly, TB	141	567		4.0	2

\*(National ranking)  
\*Led conference

### Passing Yards

Year	Player, Position	Att.	Co.	Int.	Pct.	Yds	#	TD
1943	Howard Tippee, QB	122	56	13	.459	*637	(5)	0
1944	Joe Noble, QB	30	13	0	.433	162		3
1945	(Stats not available)							
1946	Ron Norman, QB	82	33	9	.402	356		2
1947	Ron Norman, QB	110	35	8	.318	504		5
1948	Don Ferguson, QB	71	32	11	.451	367		0
1949	Bill Weeks, QB	176	79	10	.449	*1247	(14)	7
1950	Bill Weeks, QB	220	116	16	.527	*1552	(3)	9
1951	Rich Mann, QB	212	104	17	.491	*1296	(12)	15
1952	Rich Mann, QB	72	36	9	.500	389		3
1953	Bill Plantan, QB	100	57	9	.570	*723		4
1954	John Breckenridge, QB	76	35	7	.461	236		2
1955	John Breckenridge, QB	89	36	9	.404	354		4
1956	Phil Hill, QB	38	14	1	.368	205		3
1957	Dwight Nichols, TB	99	50	7	.505	*751		7
1958	Dwight Nichols, TB	55	26	1	.473	357		0
1959	Dwight Nichols, TB	80	43	5	.537	609		8
1960	Dave Hoppmann, TB	40	17	6	.425	214		3
1961	Dave Hoppmann, TB	91	41	11	.451	718		7
1962	Dave Hoppmann, TB-QB	89	40	6	.449	679		6
1963	Ken Bunte, QB	70	26	6	.371	347		2
1964	Tim Van Galder, QB	105	35	6	.333	354		0
1965	Tim Van Galder, QB	228	100	14	.438	*1418		6
1966	Tim Van Galder, QB	245	124	16	.506	*1645		6

Year	Player, Position	Att.	Co.	Int.	Pct.	Yds	#	TD
1967	John Warder, QB	196	80	14	.408	949		3
1968	John Warder, QB	201	89	9	.443	1184		7
1969	Obert Tisdale, QB	189	79	10	.417	896		5
1970	Dean Carlson, QB	220	105	16	.477	1391		11
1971	Dean Carlson, QB	285	141	19	.494	1867		14
1972	George Amundson, QB	332	155	22	.466	2110		17
1973	Wayne Stanley, QB	116	49	9	.422	723		8
1974	Wayne Stanley, QB	121	58	12	.479	842		6
1975	Tom Mason, QB	128	42	13	.328	725		4
1976	Wayne Stanley, QB	146	70	6	.479	1084		11
1977	Terry Rubley, QB	142	83	6	.584	1037		4
1978	Walter Grant, QB	154	66	4	.428	992		6
1979	Terry Rubley, QB	132	70	9	.530	716		1
1980	John Quinn, QB	153	69	6	.451	835		4
1981	John Quinn, QB	251	140	14	.558	*1576		3
1982	David Archer, QB	244	125	13	.512	1465		5
1983	David Archer, QB	403	234	12	.581	2639		18
1984	Alex Espinoza, QB	262	143	8	.546	1580		10
1985	Alex Espinoza, QB	330	159	13	.482	1704		8
1986	Alex Espinoza, QB	299	153	10	.512	*2023		15
1987	Brett Sadek, QB	229	117	6	.511	1443		7
1988	Bret Oberg, QB	179	99	15	.553	1360		6
1989	Bret Oberg, QB	245	152	9	.620	2242		9
1990	Chris Pedersen, QB	206	114	7	.553	1601		6
1991	Chris Pedersen, QB	90	46	3	.511	598		2
1992	Bob Utter, QB	86	50	5	.581	712		2
1993	Bob Utter, QB	105	60	9	.571	893		6
1994	Todd Doxzon, QB	90	51	3	.567	745		3
1995	Todd Doxzon, QB	100	58	4	.580	730		4
1996	Todd Doxzon, QB	231	124	9	.537	1498		12
1997	Todd Bandhauer, QB	374	180	9	.481	*2514		20
1998	Todd Bandhauer, QB	355	179	20	.504	2206		14
1999	Sage Rosenfels, QB	235	127	11	.540	1781		10
2000	Sage Rosenfels, QB	333	172	12	.517	2298		8
2001	Seneca Wallace, QB	269	167	9	.621	2044		11
2002	Seneca Wallace, QB	443	244	18	.551	3245		15
2003	Austin Flynn, QB	212	99	10	.467	1238		5
2004	Bret Meyer, QB	290	149	6	.514	1926		10
2005	Bret Meyer, QB	368	227	10	.616	2876		19
2006	Bret Meyer, QB	374	211	12	.564	2546		12
2007	Bret Meyer, QB	382	233	13	.610	2151		9
2008	Austen Arnaud, QB	401	247	10	.616	2792	(23)	15
2009	Austen Arnaud, QB	303	178	13	.587	2015	(81)	14
2010	Austen Arnaud, QB	290	171	10	.590	1703		13
2011	Steele Jantz, QB	259	138	11	.533	1519		10
2012	Steele Jantz, QB	269	167	12	.621	1603		13
2013	Sam Richardson, QB	220	121	7	.550	1397		11

\*(National ranking)  
\*Led conference



# IOWA STATE FOOTBALL

## SEASON-BY-SEASON LEADERS

### Receiving Yards

Year	Player, Position	Rec.	Yds.	#	Avg.	TD
1943	Hal Crisler, E	8	139		17.4	2
1944	Dick Howard, RB	7	108		15.4	2
1945	(Stats not available)					
1946	Dean Laun, E	23	*322	(8)	14.0	0
1947	Dean Laun, E	11	246		22.4	2
1948	Dean Laun, E	17	225		13.2	1
1949	Jim Doran, E	34	*689	(4)	20.3	4
1950	Jim Doran, E	42	*652	(3)	15.5	6
	Sonny Wilhelmi, E	38	442	(7)	11.6	2
1951	Mal Schmidt, E	33	*548		16.6	5
1952	Bob Rohwedder, E	11	167		15.2	1
1953	Gary Lutz, RB	15	249		16.6	3
1954	Mell Westoupl, E	12	151		12.6	0
1955	Harold Potts, E	14	173		12.4	3
1956	John Scheldrup, E	6	140		23.3	0
1957	Brian Dennis, E	15	256		17.1	3
1958	Gale Gibson, E	9	148		16.4	0
1959	Don Webb, E	24	*309		12.9	2
1960	Don Webb, E	13	203		15.6	2
1961	Dick Limerick, WB	21	*555		*26.4	4
1962	Dick Limerick, WB	17	296		17.4	4
1963	Dick Limerick, WB	24	339		14.1	4
1964	Tony Baker, FB	6	76		12.6	0
1965	Eppie Barney, E	35	*495		14.1	1
1966	Eppie Barney, E	56	*783		14.0	3
1967	Tom Busch, WB	33	429		13.0	0
1968	Otto Stowe, E	34	421		12.4	1
1969	Otto Stowe, E	39	508		13.0	3
1970	Otto Stowe, E	59	*822	(13)	13.9	6
1971	Keith Krepfle, TE	40	570		14.3	6
1972	Willie Jones, FL	36	671		18.6	5
1973	Keith Krepfle, TE	30	436		14.5	5
1974	Luther Blue, SE	26	450		17.3	4
1975	Forry Smith, SE	31	493		15.9	2
1976	Luther Blue, SE	33	644		19.5	5
1977	Dexter Green, RB	25	203		8.1	0
1978	Stan Hixon, SE	26	474		18.2	2
1979	Mickey Leafblad, E	18	168		9.3	0
1980	Jerry Lorenzen, WR	15	203		13.5	0
1981	Michael Wade, RB	27	343		12.7	0
1982	Frankie Leaks, FL	25	427		17.1	2
1983	Tracy Henderson, WR	81	*1051	(3)	13.0	8
1984	Tracy Henderson, WR	64	*941	(5)	14.7	6
1985	Hughes Suffren, WR	31	433		14.0	4
1986	Robbie Minor, WR	35	592		16.9	4
1987	Dennis Ross, WR	53	673		12.7	4
1988	Dennis Ross, WR	39	506		13.0	3
1989	Steve Lester, WR	46	612		13.3	3
1990	Chris Spencer, WR	31	485		15.6	0
1991	Chris Spencer, WR	25	356		14.2	1
1992	Chris Spencer, WR	26	437		16.8	2

Year	Player, Position	Rec.	Yds.	#	Avg.	TD
1993	Calvin Branch, HB	16	350		21.9	4
1994	Calvin Branch, HB	19	370		19.5	4
1995	Ed Williams, WR	46	639		13.9	7
1996	Ed Williams, WR	34	491		14.4	3
1997	Ty Watley, WR	50	*827		16.5	8
1998	Damien Groce, WR	47	640		13.6	7
1999	Chris Anthony, WR	37	432		11.7	1
2000	J.J. Moses, WR	53	775		14.6	4
2001	Lane Danielsen, WR	49	694		14.2	4
2002	Lane Danielsen, WR	63	1073		17.0	3
2003	Lane Danielsen, WR	46	772		16.8	5
2004	Todd Blythe, WR	39	833	(12)	*21.4	9
2005	Todd Blythe, WR	51	1000	(33)	19.6	9
2006	Jon Davis, WR	36	508		14.1	2
2007	Todd Blythe, WR	52	779		15.0	5
2008	R.J. Sumrall, WR	57	750		13.2	7
2009	Marquis Hamilton, WR	50	606		12.1	4
2010	Collin Franklin, TE	54	530		9.8	3
2011	Darius Reynolds, WR	43	695		16.2	7
2012	Josh Lenz, WR	31	459		14.8	6
2013	Quenton Bundrage, WR	48	676		14.1	9

#(National ranking)  
\*Led conference

### Scoring

Year	Player, Position	TD	PAT	FG	TP	#
1943	Meredith Warner, RB	3	13-19	0-0	31	
1944	Meredith Warner, RB	3	14-21	0-0	32	
1945	(Stats not available)					
1946	Dick Howard, RB	4	0-0	0-0	24	
1947	Harle Rollinger, T	0	12-15	3-3	21	
1948	Bob Angle, RB	3	0-0	0-0	18	
1949	Bill Chauncey, FB	5	0-0	0-0	30	
1950	Jim Doran, E	6	0-0	0-0	36	
	Bill Weeks, QB	6	0-0	0-0	36	
1951	Stan Cozzi, RB	6	0-0	0-0	36	
1952	Stan Cozzi, RB	4	0-0	0-0	24	
1953	Bill Plantan, QB	5	11-17	0-0	41	
1954	Max Burkett, FB	5	0-0	0-0	30	
1955	Harold Potts, E	3	0-0	0-0	18	
1956	Bob Harden, RB	4	0-0	0-0	24	
1957	Dwight Nichols, TB	4	0-0	0-0	24	
	Terry Ingram, FB	4	0-0	0-0	24	
1958	Bob Harden, RB	7	0-0	0-0	42	
1959	Dwight Nichols, TB	9	0-0	0-0	54	
	Tom Watkins, FB	9	0-0	0-0	54	
1960	Tom Watkins, FB	10	0-0	0-0	60	
1961	Dave Hoppmann, RB	5	0-0	0-0	30	
1962	Dave Hoppmann, TB	11	0-0	0-0	66	(14)
1963	Dick Limerick, WB	5	14-15	5-5	*59	
1964	Tom Vaughn, FB	4	1-1	0-0	25	

Year	Player, Position	TD	PAT	FG	TP	#
1965	Steve Balkovec, K	0	22-24	4-8	34	
1966	Tom Busch, WB	3	16-17	6-10	52	
1967	Vern Skripsky, K	0	11-11	3-7	20	
1968	Jeff Allen, WB	5	0-0	0-0	30	
1969	Vern Skripsky, K	0	17-19	5-11	32	
1970	Reggie Shoemake, K	0	24-27	12-21	60	
1971	George Amundson, TB	15	0-0	0-0	90	
1972	Tom Goedjen, K	0	36-39	11-31	69	
1973	Tom Goedjen, K	0	25-25	15-24	70	
1974	Tom Goedjen, K	0	18-18	14-25	60	
1975	Mike Williams, RB	6	0-0	0-0	36	
1976	Scott Kollman, K	0	42-46	11-17	75	
1977	Dexter Green, RB	15	0-0	0-0	*90	(12)
1978	Dexter Green, RB	13	0-0	0-0	78	
1979	Alex Giffords, K	0	14-16	9-13	41	
1980	Dwayne Crutchfield, TB	11	0-0	0-0	66	
1981	Dwayne Crutchfield, TB	17	+1	0-0	*104	(5)
1982	Alex Giffords, K	0	24-24	15-20	69	
1983	Tracy Henderson, WR	8	+2	0-0	52	
1984	Marc Bachrodt, K	0	16-16	7-20	37	
1985	Rick Frank, K	0	14-15	11-16	47	
1986	Rick Frank, K	0	30-32	11-17	63	
1987	Jeff Shudak, K	0	17-17	20-25	77	
1988	Joe Henderson, RB	10	+1	0-0	62	
1989	Blaise Bryant, RB	19	+3	0-0	120	
1990	Jeff Shudak, K	0	27-27	19-27	84	
1991	Ty Stewart, K	0	15-16	12-17	51	
1992	Ty Stewart, K	0	27-27	10-16	57	
1993	Ty Stewart, K	0	20-22	11-15	53	
1994	Ty Stewart, K	0	15-18	11-20	48	
1995	Troy Davis, TB	16	0-0	0-0	*96	(12)
1996	Troy Davis, TB	21	0-0	0-0	126	
1997	Jamie Kohl, K	0	23-24	9-14	50	
1998	Darren Davis, TB	9	0-0	0-0	54	
1999	Darren Davis, TB	16	0-0	0-0	96	
2000	Sage Rosenfels, QB	10	0-0	0-0	60	
2001	Ennis Haywood, TB	14	0-0	0-0	84	
2002	Adam Benike, K	0	46-47	17-23	97	
2003	Adam Benike, K	0	19-19	6-8	37	
2004	Todd Blythe, WR	9	0-0	0-0	54	
2005	Ryan Kock, FB	13	0-0	0-0	78	
2006	Todd Blythe, WR	8	0-0	0-0	48	
	Bret Culbertson, K	0	24-24	8-11	48	
2007	Bret Culbertson, K	0	26-26	10-18	56	
2008	Grant Mahoney, K	0	33-33	17-25	84	
2009	Grant Mahoney, K	0	26-30	13-20	65	
2010	Alexander Robinson, TB	10	0-0	0-0	60	
2011	Zach Guyer, K	0	29-31	11-16	62	
2012	Edwin Arceo, K	0	37-40	12-18	73	
2013	Cole Netten, K	0	33-34	13-18	72	

\*Led conference  
+Denotes 2-point conversion





# IOWA STATE FOOTBALL

## SEASON-BY-SEASON LEADERS

### Interceptions

Year	Player, Position	Int.	Yds.	TD
1943	Howard Tippee, B	3	9	0
1944	Meredith Warner, RB	3	50	0
1945	(Stats not available)			
1946	Bill Chauncey, FB	2	6	0
1947	Don Ferguson, S	3	16	0
1948	Bill Myers, LB	4	5	0
	Don Ferguson, S	3	6	0
1949	Jerry McGlynn, HB	4	96	0
1950	Mark Rothacker, HB	3	61	0
1951	George Hess, QB	5	28	0
1952	Bob Mellgren, QB	8	27	0
1953	Max Burkett, RB	1	26	0
1954	Bruce Alexander, HB	1	29	0
	Donn Lorenzen, RB	1	28	0
1955	Jack Hansen, LH	2	36	0
	Mike Reeves, QB	2	5	0
1956	Bob Harden, RB	3	97	0
1957	Dwight Nichols, S	2	5	0
1958	Charles Lamson, TB	3	22	0
	Pete Goeser, TB	3	19	0
1959	Dwight Nichols, S	4	70	0
	Tom Watkins, HB	4	25	0
	Mickey Fitzgerald, HB	4	19	0
1960	Mickey Fitzgerald, HB	2	26	0
1961	John Cooper, TB	4	23	0
1962	Jim Clapper, LB	3	17	0
1963	Dave Hoover, TB	4	39	0
1964	Eppie Barney, HB	2	49	0
	Mike Cox, LB	2	10	0
	Tom Vaughn, S	2	0	0
1965	Larry Carwell, HB	2	15	0
	Cal Lewis, S	2	0	0
1966	Larry Carwell, HB	4	123	0
	Jeff Simonds, HB	4	116	1
1967	Jeff Simonds, S	4	23	0
1968	Tom Hilden, RB	4	0	0
1969	Larry Holton, HB	5	64	0
	Tony Washington, S	5	63	0
1970	Tony Washington, S	6	25	0
1971	John Schweizer, HB	6	28	0
1972	John Schweizer, HB	5	52	1
1973	Barry Hill, HB	8	99	0
1974	Barry Hill, S	9* (2)	90	0
1975	Tony Hawkins, HB	2	17	0
	Jerry Jaksich, HB	2	17	0
1976	Jerry Jaksich, HB	3	51	0
	Mike Clemons, HB	3	45	0
	Tom Boskey, LB	3	40	0
	Kevin Hart, HB	3	6	0
1977	Kevin Hart, HB	3	19	0

Year	Player, Position	Int.	Yds.	TD
1978	Mike Schwartz, S	2	0	0
	Larry Crawford, HB	2	0	0
1979	Mike Schwartz, FS	4	12	0
1980	Larry Crawford, CB	4	53	0
1981	Joe Brown, CB	4	31	0
1982	Ronnie Osborne, FS	4	35	0
1983	George Walker, FS	4	22	0
1984	Dennis Gibson, LB	3	32	0
1985	Terrence Anthony, CB	3	38	1
1986	Terrence Anthony, CB	2	35	0
1987	Anthony Hoskins, LB	2	30	1
	Lopey Williams, CB	2	8	0
	Chris Moore, LB	2	3	0
1988	Marcus Robertson, CB	3	30	0
1989	Tim Baker, SS	3	13	0
1990	Shawn Walker, CB	1	25	0
	Mark DouBrava, FS	1	17	0
	Marcus Robertson, CB	1	-4	0
1991	Andrew Buggs, CB	4	3	0
1992	Matt Goodwin, SS	3	86	0
1993	Kevin Lazard, DB	2	4	0
1994	Russell Johnson, CB	2	0	0
1995	Matt Straight, SS	3	34	0
1996	Dawan Anderson, CB	3	84	2
	Mike Lincavage, FS	3	18	0
1997	Dustin Avey, DB	2	94	1
1998	Dawan Anderson, CB	2	0	0
1999	Dustin Avey, DB	2	4	0
2000	Marc Timmons, DB	3	93	1
2001	Adam Runk, DB	4	34	0
2002	Ellis Hobbs, DB	2	0	0
2003	Marc Timmons, DB	2	6	0
	Joe Woodley, LB	2	23	0
2004	Ellis Hobbs, DB	5 (16)	117	1
2005	DeAndre Jackson, CB	5 (16)	18	0
	LaMarcus Hicks, CB	5 (16)	44	1
2006	Chris Singleton, DB	2	5	0
2007	Chris Singleton, DB	4	37	1
2008	Michael Bibbs, LB	2	53	0
	Fred Garrin, LB	2	3	0
	Leonard Johnson, DB	2	3	0
2009	David Sims, DB	5 (31)	79	0
2010	Jake Knott, LB	4 (T-40)	26	0
2011	Ter'Ran Benton, SS	3 (T-90)	38	0
2012	Durrell Givens, SS	3 (T-80)	50	0
	Jacques Washington, FS	3	26	0
2013	Jeremiah George, LB	2	11	0
	Jacques Washington, FS	2	4	0

\*Conference record  
(National ranking)



Cornerback Ellis Hobbs (2001-04) is tied for sixth in ISU history with nine career interceptions.



## CAREER LEADERS

### Touchdowns

1. Troy Davis (1994-96)	38
Dexter Green (1975-78)	38
3. Blaise Bryant (1989-90)	32
4. Alexander Robinson (2007-10)	31
Todd Blythe (2004-07)	31
Darren Davis (1996-99)	31
George Amundson (1970-72)	31
8. Dwayne Crutchfield (1980-81)	28
9. Ennis Haywood (1998-2001)	27
10. Dave Hoppmann (1960-62)	21

### Rushing Yards

	Att.	Yards	Avg.	TD
1. Troy Davis (1994-96)	782	4,382	5.6	36
2. Darren Davis (1996-99)	823	3,763	4.6	26
3. Dexter Green (1975-78)	738	3,437	4.7	34
4. Alexander Robinson (2007-10)	705	3,309	4.7	27
5. Mike Strachan (1972-74)	728	3,010	4.1	13
6. Ennis Haywood (1998-2001)	572	2,862	5.0	27
7. Stevie Hicks (2003-2006)	649	2,601	4.0	11
8. Joe Henderson (1985-88)	627	2,715	4.3	18
9. Dave Hoppmann (1960-62)	588	2,562	4.4	21
10. Dwayne Crutchfield (1980-81)	591	2,501	4.2	28

### Rushing Touchdowns

1. Troy Davis (1994-96)	36
2. Dexter Green (1975-78)	34
3. George Amundson (1970-72)	31
Blaise Bryant (1989-90)	31
5. Dwayne Crutchfield (1980-81)	28
6. Alexander Robinson (2007-10)	27
Ennis Haywood (1998-2001)	27
8. Darren Davis (1996-99)	26
9. Dave Hoppmann (1960-62)	21
10. Ryan Kock (2003-06)	20

### 100-Yard Rushing Games

1. Troy Davis, 1994-96	21
2. Dexter Green, 1976-78	19
3. Darren Davis, 1996-99	15
4. Alexander Robinson, 2007-10	13
Ennis Haywood, 1998-2001	13
Dwayne Crutchfield, 1980-81	13
7. Stevie Hicks, 2003-06	10
Blaise Bryant, 1989-90	10
Joe Henderson, 1985-88	10
Mike Strachan, 1972-74	10
Dave Hoppmann, 1960-62	10

### 200-Yard Rushing Games

1. Troy Davis, 1994-96	9
2. Darren Davis, 1996-99	6
3. Ennis Haywood, 1998-2001	3
4. Blaise Bryant, 1989-90	2
Dave Hoppmann, 1960-62	2
6. Joe Henderson, 1985-88	1
Harold Brown, 1982	1
Dexter Green, 1976-78	1
Homer Hubbard, 1905-08	1

### Passing Yards

	Att.	Co.	Pct.	Int.	Yds.	TD
1. Bret Meyer (2004-07)	1,414	820	.580	41	9,499	50
2. Austen Arnaud (2007-10)	1,031	616	.597	34	6,777	42
3. Alex Espinoza (1984-86)	891	454	.510	31	5,307	33
4. Seneca Wallace (2001-02)	712	411	.577	27	5,289	26
5. Todd Bandhauer (1995-98)	826	404	.489	35	5,235	40
6. Sage Rosenfels (1997-2000)	587	306	.521	26	4,164	19
7. David Archer (1982-83)	647	359	.555	25	4,104	23
8. Bret Oberg (1988-89)	424	251	.592	24	3,602	15
9. Tim Van Galder (1964-66)	578	259	.448	36	3,417	12
10. Todd Doxzon (1993-96)	443	244	.551	17	3,158	21

### Passes Completed

	Att.	Comp.	Pct.
1. Bret Meyer (2004-07)	1,414	810	.580
2. Austen Arnaud (2007-10)	1,031	616	.597
3. Alex Espinoza (1984-86)	891	454	.510
4. Seneca Wallace (2001-02)	712	411	.577
5. Todd Bandhauer (1995-98)	826	404	.489
6. David Archer (1982-83)	647	359	.555
7. Sage Rosenfels (1997-2000)	587	306	.521
8. Tim Van Galder (1964-66)	578	259	.448
9. Bret Oberg (1988-89)	424	251	.592
10. Todd Doxzon (1993-96)	443	244	.551

### Touchdown Passes

1. Bret Meyer (2004-07)	50
2. Austen Arnaud (2007-10)	42
3. Todd Bandhauer (1995-98)	40
4. Alex Espinoza (1984-86)	33
5. Seneca Wallace (2001-02)	26
6. Wayne Stanley (1972-76)	25
7. Dean Carlson (1970-71)	24
8. David Archer (1982-83)	23
Steele Jantz (2011-12)	23
10. George Amundson (1970-72)	22

### Consecutive Games With A TD Pass

1. Todd Bandhauer, 8/30/97-11/15/97	10
David Archer, 9/17/83-11/19/83	10
3. Sam Richardson, 11/17/12-10/12/13	8
Todd Doxzon, 11/18/95-10/26/96	8
5. Bret Meyer, 10/22/05-8/31/06	7
Alex Espinoza, 9/8/84-10/20/84	7
Rich Mann, 10/13/51-9/20/52	7

### Receptions

	Rec.	Yards	Avg.	TD
1. Todd Blythe (2004-07)	176	3,096	17.6	31
2. Lane Danielsen (2000-03)	163	2,690	16.5	14
3. R.J. Sumrall (2005-08)	156	1,805	11.6	7
4. Tracy Henderson (1982-84)	150	2,048	13.7	14
5. Ed Williams (1994-97)	132	1,850	14.0	15
Otto Stowe (1968-70)	132	1,751	13.3	10
7. Darius Darks (2008-11)	127	1,346	10.6	7
Marquis Hamilton (2006-09)	127	1,509	11.9	8
9. Jon Davis (2003-06)	126	1,445	11.5	6
10. Dennis Ross (1985-88)	118	1,529	13.0	7

### Receiving Yards

	No.	Yards
1. Todd Blythe (2004-07)	176	3,096
2. Lane Danielsen (2000-03)	163	2,690
3. Tracy Henderson (1982-84)	150	2,048
4. Ed Williams (1994-97)	132	1,850
5. R.J. Sumrall (2005-08)	156	1,805
Otto Stowe (1968-70)	132	1,751
7. Dennis Ross (1985-88)	118	1,529
8. Marquis Hamilton (2006-09)	127	1,509
9. Jon Davis (2003-06)	126	1,445
10. Jim Doran (1948-50)	79	1,410



# IOWA STATE FOOTBALL

## CAREER LEADERS

### 100-Yard Receiving Games

1. Tracy Henderson, 1982-84	8
Lane Danielsen, 2000-03	8
Todd Blythe, 2004-07	8
4. Jim Doran, 1949-50	5
Jack Whitver, 2000-03	5
6. Dick Limerick, 1961-63	4
Otto Stowe, 1968-70	4
Ed Williams, 1995-97	4
J.J. Moses, 1997-2000	4
R.J. Sumrall, 2005-08	4

### Touchdown Catches

1. Todd Blythe (2004-07)	31
2. Ed Williams (1994-97)	15
Keith Krepfle (1971-73)	15
4. Lane Danielsen (2000-03)	14
Tracy Henderson (1982-84)	14
6. Willie Jones (1971-73)	12
Dick Limerick (1961-63)	12
8. Quenton Bundrage (2012-)	11
9. Josh Lenz (2009-12)	10
Lance Young (2001-03)	10
Otto Stowe (1968-70)	10
Jim Doran (1948-50)	10



Quarterback Bret Meyer's 10,422 career total yards (2004-07) is Iowa State's all-time record.

### Consecutive Games With A TD Catch

1. Ty Watley, 9/13/97-10/25/97	5
Todd Blythe, 9/16/06-10/14/06	5
3. Ed Williams, 10/28/95-11/18/95	4
Tracy Henderson, 9/8/84-9/29/84	4
Keith Krepfle, 11/13/71-12/18/71	4
Todd Blythe, 9/4/04-10/2/04	4
7. Lane Danielsen, 11/10/01-11/24/01	3
Ed Williams, 8/30/97-9/13/97	3
Willie Jones, 11/13/71-11/27/71	3
Dick Limerick, 10/28/61-11/11/61	3
Larry Montre, 10/14/61-10/28/61	3
Gary Lutz, 10/17/53-10/31/53	3
Mal Schmidt, 10/27/51-11/10/51	3

### Total Offense

	Plays	Yds.
1. Bret Meyer (2004-07)	1,923	10,422
2. Austen Arnaud (2007-10)	1,407	8,044
3. Seneca Wallace (2001-02)	949	6,201
4. Alex Espinoza (1984-86)	1,079	5,018
5. Sage Rosenfels (1997-2000)	751	4,824
6. George Amundson (1970-72)	939	4,798
7. Todd Bandhauer (1995-98)	935	4,763
8. Troy Davis (1994-96)	782	4,382
9. Todd Doxzon (1993-96)	807	4,203
10. Dave Hoppmann (1960-62)	808	4,173

### Kickoff Return Average (min. 20 returns)

	No.	Yds.	Avg.
1. Luther Blue (1974-76)	38	1,006	26.47
2. Jarvis West (2010-)	40	1043	26.10
3. Tom Vaughn (1962-64)	33	837	25.36
4. Tom Busch (1965-67)	38	940	24.74
5. Leonard Johnson (2008-11)	58	1,428	24.62
6. Jeff Allen (1968-70)	62	1,519	24.50
7. Ray Hardee (1975-78)	61	1,487	24.38
8. Willie Jones (1971-73)	52	1,256	24.15
9. Shontrelle Johnson (2010-13)	31	742	23.93
10. Darren Davis (1996-99)	24	565	23.54

### Punt Return Average (min. 20 returns)

	No.	Yds.	Avg.
1. James McMillion (1991-93)	53	843	15.91
2. Ryan Baum (2003-06)	22	314	14.27
3. Tom Vaughn (1962-64)	30	415	13.83
4. Tony Washington (1968-70)	34	395	11.62
5. Dick Limerick (1961-63)	20	227	11.35
6. John Schweizer (1970-72)	45	474	10.53
7. Larry Carwell (1964-66)	30	304	10.13
8. Tom Elliott (1968-69)	36	337	9.36
9. J.J. Moses (1997-2000)	45	411	9.13
10. Dwight Nichols (1957-59)	29	263	9.07

### All-Purpose Yardage

	Rush	Rec.	Int.	PR	KOR	Total
1. Troy Davis (1994-96)	4,382	258	0	0	537	5,177
2. Darren Davis (1996-99)	3,763	649	0	31	565	5,008
3. Alexander Robinson (2007-10)	3,309	789	0	0	16	4,114
4. Dexter Green (1975-78)	3,437	516	0	6	106	4,065
5. Ennis Haywood (1998-2001)	2,862	548	0	0	58	3,468
6. Mike Strachan (1972-74)	3,010	245	0	0	138	3,393
7. Tom Vaughn (1962-64)	1,889	81	3	415	837	3,225
8. Todd Blythe (2004-07)	6	3,096	0	24	0	3,126
9. Joe Henderson (1985-88)	2,715	375	0	0	0	3,090
Dwight Nichols (1957-59)	2,232	0	75	386	397	3,090

### Scoring

	TD	EP-1	EP-2	FG	TP
1. Jeff Shudak (1987-90)	0	92	0	58	266
2. Troy Davis (1994-96)	38	0	0	0	228
Dexter Green (1975-78)	38	0	0	0	228
4. Jamie Kohl (1995-98)	0	106	0	37	217
5. Bret Culbertson (2004-07)	0	100	0	38	214
Alex Giffords (1979-82)	0	85	0	43	214
7. Grant Mahoney (2008-11)	0	93	0	39	210
8. Ty Stewart (1991-94)	0	77	0	44	209
9. Blaise Bryant (1989-90)	32	0	3	0	198
10. Tom Goedjen (1972-74)	0	76	0	39	193





# IOWA STATE FOOTBALL

## CAREER LEADERS

### Interceptions

	Int.
1. Barry Hill (1972-74)	21
2. Tony Washington (1968-70)	14
3. John Schweizer (1970-72)	12
4. Everett Kischer (1936-38)	11
5. Don Ferguson (1947-49)	10
6. Ellis Hobbs (2001-04)	9
Larry Crawford (1977-80)	9
Jeff Simonds (1966-68)	9
9. Jake Knott (2009-12)	8
Marc Timmons (2000-03)	8
Andrew Buggs (1988-92)	8

### Total Tackles

	Tackles
1. Chris Washington (1980-83), LB	457
2. Keith Schroeder (1969-71), LB	398
3. Ted Jornov (1971-73), LB	395
4. A.J. Klein (2009-12), LB	361
5. Brad Storm (1972-74), LB	354
6. Larry Hunt (1971-73), NG-LB	352
7. Jake Knott (2009-12), LB	347
8. Shamus McDonough (1979-82), DT	335
9. Mark DouBrava (1989-92), DB	334
10. James Reed (1997-2000), DT	333

### Sacks

	Sacks
1. Shawn Moorehead (2004-06)	18.5
2. Brent Curvey (2003-2007)	17.0
3. Reggie Hayward (1998-2000)	16.5
4. Nick Leaders (2002-2005)	15.0
5. James Reed (1997-2000)	14.0
Lester Williams (1982-85)	14.0
7. Tyson Smith (2001-04)	12.5
8. Brandon Brown (2001-04)	12.0
9. Kurtis Taylor (2005-08)	11.5
10. Chin Achebe (1995-98)	11.0
Dan Watkins (1991-92)	11.0

### Punting Average

	Avg.
1. Marc Harris (1993-96)	43.1
2. Kirby Van Der Kamp (2010-)	42.4
3. Tony Yelk (2001-05)	42.3
4. Rick Blabolil (1975-77)	41.7
5. Rick Frank (1985-86)	41.4
6. Mike Brandtner (2006-09)	40.7
7. Troy Blankenship (2002-05)	40.5
Scott Bradley (1973-74)	40.5
9. Jon Schnoor (1990-92)	40.4
10. Carl Gomez (1997-2000)	39.9

### Extra Points Made

1. Jamie Kohl (1995-98)	106
2. Bret Culbertson (2004-07)	100
3. Grant Mahoney (2008-11)	93
4. Jeff Shudak (1987-90)	92
5. Alex Giffords (1979-82)	85
6. Scott Kollman (1975-77)	83
7. Ty Stewart (1991-94)	77
8. Tom Goedjen (1972-74)	76
9. Adam Benike (2002-03)	65
10. Reggie Shoemake (1970-71)	50

### Extra Points Attempted

1. Jamie Kohl (1995-98)	113
2. Grant Mahoney (2008-11)	100
Bret Culbertson (2004-07)	100
4. Jeff Shudak (1987-90)	95
5. Alex Giffords (1979-82)	89
Scott Kollman (1975-77)	89
7. Ty Stewart (1991-94)	83
8. Tom Goedjen (1972-74)	79
9. Adam Benike (2002-03)	66
10. Reggie Shoemake (1970-71)	54

### Field Goals Made

1. Jeff Shudak (1987-90)	58
2. Ty Stewart (1991-94)	44
3. Alex Giffords (1979-82)	43
4. Grant Mahoney (2008-11)	39
Tom Goedjen (1972-74)	39
6. Bret Culbertson (2004-07)	38
7. Jamie Kohl (1995-98)	37
8. Adam Benike (2002-03)	23
9. Rick Frank (1985-86)	22
10. Reggie Shoemake (1975-77)	21

### Field Goals Attempted

1. Jeff Shudak (1987-90)	79
2. Tom Goedjen (1972-74)	78
3. Ty Stewart (1991-94)	68
Alex Giffords (1979-82)	68
5. Grant Mahoney (2008-11)	66
6. Jamie Kohl (1995-98)	59
7. Bret Culbertson (2004-07)	55
8. Reggie Shoemake (1970-71)	34
9. Rick Frank (1985-86)	33
10. Scott Kollman (1975-77)	32

### Total Kicks Made

1. Jeff Shudak (1987-90)	150
2. Jamie Kohl (1995-98)	143
3. Bret Culbertson (2004-07)	138
4. Grant Mahoney (2008-11)	132
5. Alex Giffords (1979-82)	128
6. Ty Stewart (1991-94)	121
7. Tom Goedjen (1972-74)	115
8. Scott Kollmen (1975-77)	99
9. Adam Benike (2002-03)	88
10. Reggie Shoemake (1970-71)	71

### Total Kicks Attempted

1. Jeff Shudak (1987-90)	174
2. Jamie Kohl (1995-98)	172
3. Grant Mahoney (2008-11)	166
4. Alex Giffords (1979-82)	157
Tom Goedjen (1972-74)	157
6. Bret Culbertson (2004-07)	155
7. Ty Stewart (1991-94)	151
8. Scott Kollmen (1975-77)	121
9. Adam Benike (2002-03)	97
10. Reggie Shoemake (1970-71)	88

### Kicking Points

1. Jeff Shudak (1987-90)	266
2. Jamie Kohl (1995-98)	217
3. Bret Culbertson (2004-07)	214
Alex Giffords (1979-82)	214
5. Grant Mahoney (2008-11)	210
6. Ty Stewart (1991-94)	209
7. Tom Goedjen (1972-74)	193
8. Adam Benike (2002-03)	134
9. Scott Kollmen (1975-77)	131
10. Reggie Shoemake (1970-71)	113



## TEAM RECORDS

### Total Offense

#### Most Points Scored

Game: .....87, Simpson, 1904  
Season: .....404, 2002

#### Most Consecutive Games Scored

138, from Oct. 26, 1991, to Oct. 18, 2003

#### Most Plays

Game: ..... 102, twice  
Season: ..... 1,022, 2011

#### Most Yards

Game: ..... 668, Dubuque, 1949  
Season: .....5,338, 2002  
Avg. Per Game: ..... 439.6, 1976

#### Most Yards Per Play

Game: .....9.2, Nebraska, 1945  
Season: .....5.9, 2000

#### Most Total First Downs

Game: ..... 35, three times  
Season: .....278, 2002

### Total Defense

#### Fewest Net Yards Allowed

Game: ..... 43, Brigham Young, 1969  
Season: ..... 1,949, 1947

#### Fewest Rushing Net Yards Allowed

Game: .....-16, Colorado, 1984  
Season: ..... 1,368, 1963

#### Fewest Passing Yards

Game: .....-3, Nebraska, 1986  
Season: .....302, 1960

#### Fewest TD Passes Allowed

Game: .....0, several times  
Season: ..... 0, 1949 (NCAA record)

#### Fewest Completions Allowed

Game: .....0, several times  
Season: ..... 29, 1960; 29, 1943

#### Lowest Completion Percentage Allowed

Game: ..... .000, several times  
Season: ..... .312, (29-93), 1960

### Punt Return Defense

Lowest Avg. Return Season: ...2.2, 2009

### Kickoff Return Defense

Lowest Avg. Return Season: ... 10.5, 1956

### Fewest First Downs Allowed

Game: ..... 2, Nebraska, 1947  
Season: .....119, 1949

### Passing

#### Most Attempts

Game: .. 62, Texas (30 completions), 1998  
Season: ..... 484, 2011

#### Most Completions

Game: .....36, twice  
Season: ..... 266, 2012

#### Most Yards Gained

Game: ..... 462, Kansas, 2008  
Season: .....3,308, 2002

#### Most Touchdown Passes

Game: ..... 6, Air Force, 1976  
Season: ..... 28, 2012

#### Most Interceptions Thrown

Game: ..... 6, three times  
Season: ..... 23, 1970

#### Fewest Interceptions Thrown

Game: ..... 0, many times  
Season: ..... 5, 1958

#### Best Completion Percentage

Game (min. 10 att.): .857 (24-28), Baylor, 2001  
Season: ..... .618 (157-254), 1989

#### Lowest Interception Pct.

Game: ..... .000, several times  
Season: ..... .025, 2008

#### Most First Downs Passing

Game: ..... 23, Texas A&M, 2008  
Season: ..... 152, 2002

### Rushing

#### Most Yards Rushing

Game: ..... 586, UNLV, 1995  
Season: ..... 2,970, 1976

#### Most Rushing Attempts

Game: ..... 79, Kent State, 1982  
Season: ..... 636, 1976

#### Most Yards Per Play

Game: ..... 8.4, UNLV, 1995  
Season: .....5.2, 2000

#### Most Touchdowns Rushing

Game: ..... 8, UNLV, 1995  
..... 8, Colorado State, 1980  
Season: ..... 30, 2002, 1989

#### Most First Downs by Rushing

Game: ..... 24, Indiana State, 1999  
Season: ..... 150, 1976

### Interceptions

#### Most Interceptions

Game: .. 10, Gustavus Adolphus, 1944  
Season: .....24, 1971

#### Most Yards Returned

Game: 202, South Dakota State, 2008  
Season: .....387, 1964

#### Most Interceptions Returned for TD

Season: .....4, 2004

### Punts

#### Most Punts

Game: ..... 18, Marquette, 1951  
Season: ..... 100, 1985

#### Fewest Punts

Game: ..... 0, three times  
Season: .....51, 2008

#### Most Punting Yards

Game: .....601, Marquette, 1951  
Season: .....3,796, 1985

#### Highest Punting Average

Game: .58.5, (2 punts) Oklahoma St., 1977  
Season: .....45.3, 1996

### Punt Returns

#### Most Punt Returns

Game: .....9, Kansas State, 1947  
Season: .....48, 1947

#### Most Yards Returned

Game: ..... 137, Tulane, 1992 (5 returns)  
Season: .....503, 1947 (48 returns)

#### Highest Avg. Per Return (Min. 4 returns)

Game: ..274, Tulane (5 returns, 137 yards), 1992  
Season: .178, 1992 (28 returns, 497 yards)

#### Punts Returned for TD

Game: .....1, several times  
Season: .....3, 2002; 3, 1992

### Kickoff Returns

#### Most Kickoff Returns

Game: ..... 12, Utah, 2010  
Season: ..... 65, 2011

#### Most Yards Returned

Game: 319, Okla. St. (9 returns), 2008  
Season: .....1,986 (46 returns), 1970

#### Highest Average Per Return (Min. 4 returns)

Game: 42.3, Colorado, 1968 (6 returns, 254 yards)  
Season: ..26.1, 1959 (24 returns, 626 yards)

#### Most Kickoffs Returned for TD

Season: .....2, 1963; 1959; 2013

### Fumbles

#### Most Fumbles

Game: ..... 12, Northwestern, 1956  
Season: .....51, 1956

#### Most Fumbles Lost

Game: ..... 7, Drake, 1953  
Season: .....32, 1956

#### Most Opponent Fumbles Recovered

Game: ..... 7, Arizona, 1968  
Season: ..... 30, 1954

#### Fewest Fumbles

Game: .....0, several times  
Season: ..... 7, 2000

### Fewest Fumbles Lost

Game: .....0, several times  
Season: .....2, 2001

### Penalties

#### Most Penalties

Game: ..... 15, Utah, 1976  
Season: ..... 88, 2011

#### Most Penalty Yards

Game: .....156, Utah, 1976  
Season: ..... 742, 2000

#### Fewest Penalties

Game: ..0, Michigan St., 1947; 0, Drake, 1945  
Season: .....26, 1953

#### Fewest Penalty Yards

Game: ..0, Michigan St., 1947; 0, Drake, 1945  
Season: .....237, 1953



# IOWA STATE FOOTBALL

## TEAM SINGLE-GAME RECORDS (SINCE 1946)

### Most First Downs

35	9/8/90 vs. Northern Iowa (W, 35-6)
35	11/12/83 at Kansas State (W, 49-27)
35	11/20/71 vs. Oklahoma State (W, 54-0)
34	10/25/2008 vs. Texas A&M (L, 35-49)
33	11/18/2011 vs. Oklahoma State (W, 37-31)
33	10/9/76 vs. Utah (W, 44-14)
32	10/27/2012 vs. Baylor (W, 35-21)
32	10/23/82 at Colorado (W, 31-14)
31	10/9/82 vs. Kent State (W, 44-7)
31	10/30/76 vs. Kansas State (W, 45-14)
31	9/11/76 vs. Drake (W, 58-14)
30	11/22/2008 at Kansas State (L, 30-38)
30	10/29/2005 at Texas A&M (W, 42-14)
30	10/20/2001 vs. Oklahoma State (W, 28-14)
30	10/21/89 vs. Oklahoma (L, 40-43)
30	9/25/76 vs. Kent State (W, 47-7)
30	11/27/71 at San Diego State (W, 48-31)

### Fewest First Downs

1	10/6/51 at Marquette (T, 6-6)
4	11/7/64 at Oklahoma (L, 0-30)
4	11/10/56 vs. Oklahoma (L, 0-40)
5	10/19/2002 at Oklahoma (L, 3-49)
5	9/17/88 vs. Baylor (L, 0-35)
5	10/3/87 vs. Oklahoma (L, 3-56)
5	11/3/84 vs. Nebraska (L, 0-44)
5	10/18/69 at Kansas State (L, 7-34)
5	11/9/63 at Oklahoma (L, 14-24)
5	10/27/56 at Missouri (L, 0-34)
5	10/25/52 at Missouri (L, 0-19)
5	10/18/47 at Michigan State (L, 0-20)
5	10/26/46 vs. Oklahoma (L, 0-63)
6	10/25/86 vs. Oklahoma (L, 0-38)
6	11/4/67 at Nebraska (L, 0-12)
6	10/24/64 at Missouri (L, 0-10)
6	11/2/57 at Drake (L, 0-20)
6	11/19/55 at Colorado (L, 0-40)
6	10/3/53 at Kansas (L, 0-23)
6	11/1/52 vs. Oklahoma (L, 0-41)
6	10/11/52 vs. Kansas (L, 0-43)
6	9/21/46 at Colorado (L, 7-13)

### Fewest First Downs Allowed

2	10/11/47 vs. Nebraska (L, 7-14)
3	10/26/63 vs. Missouri (L, 0-7)
4	9/27/69 vs. Brigham Young (W, 10-0)
4	10/19/63 at Colorado (W, 19-7)
4	11/12/49 vs. Nebraska (L, 0-7)
4	11/15/47 vs. Kansas State (W, 14-0)
4	11/1/47 at Oklahoma (L, 9-27)
5	9/18/82 at Iowa (W, 19-7)
5	9/19/64 vs. Drake (W, 25-0)
5	9/20/47 vs. Northern Iowa (W, 31-14)
6	10/4/80 vs. Colorado State (W, 69-0)

6	9/17/77 at Iowa (L, 10-12)
6	9/17/60 vs. Drake (W, 46-0)
6	9/19/59 vs. Drake (W, 41-0)
6	10/5/46 vs. Northern Iowa (W, 20-18)

### Most First Downs Allowed

45	10/11/2003 at Texas Tech (L, 21-52)
37	10/8/2011 at Baylor (L, 26-49)
37	10/16/2010 at Oklahoma (L, 0-52)
37	10/24/98 at Kansas State (L, 7-52)
37	11/4/95 at Nebraska (L, 14-73)
36	10/12/13 at Texas Tech (L, 35-42)
35	10/4/2003 vs. Oklahoma (L, 7-53)
34	11/3/2012 vs. Oklahoma (L, 20-35)
34	10/10/2009 at Kansas (L, 36-41)
34	11/5/83 at Nebraska (L, 29-72)
33	10/15/2011 at Missouri (L, 17-52)
33	11/15/75 at Nebraska (L, 0-52)
32	10/19/2013 at Baylor (L, 7-71)
32	9/7/96 vs. Wyoming (L, 38-41 ot)
32	9/30/89 at Tulane (W, 25-24)
32	10/30/71 at Oklahoma (L, 12-43)
32	11/7/70 vs. Nebraska (L, 29-54)
32	11/1/69 at Oklahoma (L, 14-37)

### Most Rushing Attempts

79	9/22/73 vs. Idaho (W, 48-0)
77	10/9/82 vs. Kent State (W, 44-7)
76	11/8/52 vs. Drake (W, 55-7)
75	9/13/80 vs. Northeast Louisiana (W, 42-7)
74	11/12/77 at Kansas State (W, 22-15)
74	10/15/77 at Nebraska (W, 24-21)
73	10/30/93 at Missouri (L, 34-37)
73	10/28/78 at Kansas (W, 13-7)
73	10/30/76 vs. Kansas State (W, 45-14)
72	9/19/59 vs. Drake (W, 41-0)
71	9/10/77 vs. Wichita State (W, 35-9)
71	9/20/75 vs. Air Force (W, 17-12)
71	11/24/73 vs. Oklahoma State (W, 28-12)
71	11/9/57 vs. Nebraska (W, 13-0)
71	11/22/52 at Kansas State (W, 27-0)
71	9/29/51 at Kansas (L, 33-53)
70	9/23/95 vs. UNLV (W, 57-30)
70	11/14/92 vs. Nebraska (W, 19-10)
70	11/13/76 vs. Nebraska (W, 37-28)
70	11/12/49 vs. Nebraska (L, 0-7)

### Fewest Rushing Attempts

17	10/24/98 at Kansas State (L, 7-52)
18	10/11/2008 at Baylor (L, 10-38)
21	8/30/97 vs. Oklahoma State (L, 14-21)
22	10/20/2012 at Oklahoma State (L, 10-31)
22	11/11/61 vs. Nebraska (L, 13-16)
22	10/25/52 at Missouri (L, 0-19)
23	11/15/2008 vs. Missouri (L, 20-52)

23	10/19/2002 at Oklahoma (L, 3-49)
23	10/1/83 vs. New Mexico State (L, 17-24)
24	11/3/2012 vs. Oklahoma (L, 20-35)
24	10/13/2012 vs. Kansas State (L, 21-27)
24	10/7/2006 vs. Nebraska (L, 14-28)
24	11/3/2001 vs. Kansas State (L, 3-42)
24	11/7/70 vs. Nebraska (L, 29-54)
24	10/10/64 vs. Kansas (L, 6-42)
24	11/14/53 at Oklahoma (L, 0-47)
25	9/11/2010 at Iowa (L, 7-35)
25	10/18/2008 vs. Nebraska (L, 7-35)
25	12/31/2005 vs. TCU (L, 24-27)
25	11/12/2005 vs. Colorado (W, 30-16)
25	10/7/2000 vs. Nebraska (L, 27-49)
25	9/21/46 at Colorado (L, 7-13)

### Fewest Opponent Rushing Attempts

14	10/23/82 at Colorado (W, 31-14)
17	10/6/2007 at Texas Tech (L, 17-42)
18	11/18/2011 vs. Oklahoma State (W, 37-31)
18	10/20/2001 vs. Oklahoma State (W, 31-28)
18	9/13/80 vs. Northeast Louisiana (W, 42-7)
18	11/27/71 at San Diego State (W, 48-31)
20	10/21/2006 vs. Texas Tech (L, 26-42)
20	10/29/2005 vs. Texas A&M (W, 42-14)
20	9/20/80 vs. San Jose State (W, 27-6)
21	10/17/2009 vs. Baylor (W, 24-10)
21	10/31/92 vs. Missouri (W, 28-14)
22	9/18/99 at UNLV (W, 24-0)
22	11/28/70 at San Diego State (W, 28-22)
22	9/19/59 vs. Drake (W, 41-0)
23	9/8/90 vs. Northern Iowa (W, 35-6)
24	11/18/2006 vs. Missouri (W, 21-16)
24	10/12/85 vs. Kansas (W, 22-21)
24	10/21/72 vs. Kansas State (W, 55-22)
24	11/15/47 vs. Kansas State (W, 14-0)
25	10/2/2010 vs. Texas Tech (W, 52-38)
25	11/15/2008 vs. Missouri (L, 20-52)
25	8/28/2008 vs. South Dakota State (W, 44-17)
25	10/1/2005 at Nebraska (L, 20-27 ot)
25	12/28/2004 vs. Miami University (W, 17-13)
25	9/12/98 at Iowa (W, 27-9)
25	11/12/60 at Kansas State (W, 20-7)

### Most Opponent Rushing Attempts

87	11/6/65 at Oklahoma (L, 20-24)
84	10/30/71 at Oklahoma (L, 12-43)
83	11/9/85 at Nebraska (L, 0-49)
77	11/1/69 at Oklahoma (L, 14-37)
76	11/4/72 vs. Oklahoma (L, 6-20)
76	10/9/71 vs. Colorado (L, 14-24)
76	11/7/70 vs. Nebraska (L, 29-54)
75	11/3/2001 vs. Kansas State (L, 3-42)
75	10/31/70 vs. Oklahoma (L, 28-29)
74	11/18/95 at Missouri (L, 31-45)
74	11/8/86 vs. Nebraska (L, 14-35)

74	10/25/86 vs. Oklahoma (L, 0-38)
74	11/3/73 at Oklahoma (L, 17-34)
74	10/21/67 vs. Missouri (L, 7-23)
74	11/18/50 at Nebraska (L, 13-20)
73	11/1/80 at Colorado (L, 9-17)
73	11/15/75 at Nebraska (L, 0-52)
73	11/21/70 at Oklahoma State (L, 27-36)
73	10/27/62 at Missouri (L, 6-21)
73	11/21/59 at Oklahoma (L, 12-35)
73	11/15/58 at Kansas State (L, 6-14)

### Most Rushing Yards

586	9/23/95 vs. UNLV (W, 57-30)
449	10/4/80 vs. Colorado State (W, 69-0)
434	9/2/99 vs. Indiana State (W, 33-7)
428	9/15/79 vs. Bowling Green (W, 38-10)
417	9/17/49 vs. Dubuque (W, 64-0)
409	10/11/80 vs. Kansas State (W, 31-7)
407	9/28/96 vs. Missouri (W, 45-31)
404	11/3/62 at Oklahoma State (W, 34-7)
396	11/8/52 vs. Drake (W, 55-7)
389	10/9/82 vs. Kent State (W, 44-7)
385	9/11/76 vs. Drake (W, 58-14)
380	11/24/73 vs. Oklahoma State (W, 28-12)
377	11/20/93 vs. Colorado (L, 16-21)
374	11/1/58 vs. South Dakota (W, 53-0)
373	11/14/92 vs. Nebraska (W, 19-10)
369	10/9/76 vs. Utah (W, 44-14)
368	10/29/2011 at Texas Tech (W, 41-7)
366	9/25/71 at New Mexico (W, 44-20)
360	11/4/89 vs. Kansas State (W, 36-11)
358	10/20/62 vs. Colorado (W, 57-19)
358	11/12/60 at Kansas State (W, 20-7)
358	10/24/59 vs. Kansas State (W, 26-0)
357	9/16/72 at Colorado State (W, 41-0)
356	10/4/75 at Utah (W, 31-3)
354	9/17/60 vs. Drake (W, 46-0)

### Fewest Rushing Yards

-11	9/20/97 vs. Iowa (L, 20-63)
-11	9/13/86 at Iowa (L, 7-43)
-7	11/21/81 vs. Oklahoma State (L, 7-27)
-6	11/13/2010 at Colorado (L, 14-34)
-5	11/4/67 at Nebraska (L, 0-12)
0	11/22/97 vs. Kansas State (L, 3-28)
3	10/11/69 vs. Colorado (L, 0-14)
5	10/6/51 at Marquette (T, 6-6)
16	11/3/84 vs. Nebraska (L, 0-44)
17	10/19/2002 at Oklahoma (L, 3-49)
21	9/23/2006 at Texas (L, 14-37)
21	10/3/87 vs. Oklahoma (L, 3-56)
21	9/24/83 vs. Colorado State (W, 21-17)
23	11/3/2001 vs. Kansas State (L, 3-42)
23	10/29/49 at Oklahoma (L, 7-34)
27	10/25/86 vs. Oklahoma (L, 0-38)





# IOWA STATE FOOTBALL

## TEAM SINGLE-GAME RECORDS (SINCE 1946)

27 11/8/69 at Nebraska (L, 3-17)  
 28 9/8/84 at Iowa (L, 21-59)  
 29 11/17/79 at Nebraska (L, 3-34)  
 30 9/21/46 at Colorado (L, 7-13)  
 31 9/10/83 vs. Iowa (L, 10-51)  
 32 8/30/97 vs. Oklahoma State (L, 14-21)  
 32 10/1/88 at Oklahoma (L, 7-35)  
 32 10/10/64 vs. Kansas (L, 6-42)

413 10/31/87 vs. Colorado (L, 10-42)  
 412 9/26/53 at Northwestern (L, 0-35)  
 411 11/3/73 at Oklahoma (L, 17-34)  
 406 10/22/49 vs. Missouri (L, 0-32)  
 405 11/16/2013 at Oklahoma (L, 10-48)  
 405 11/25/72 at Oklahoma State (L, 14-45)

### Fewest Opponent Rushing Yards

-16 10/13/84 at Colorado (L, 21-23)  
 -13 11/28/70 at San Diego State (W, 28-22)  
 -12 9/18/71 vs. Idaho (W, 24-7)  
 -7 10/9/82 vs. Kent State (W, 44-7)  
 3 9/13/80 vs. Northeast Louisiana (W, 42-7)  
 3 9/25/65 vs. Pacific (W, 38-13)  
 8 9/18/99 at UNLV (W, 24-0)  
 12 11/5/2005 vs. Kansas State (W, 45-17)  
 13 9/29/2001 vs. Baylor (W, 41-0)  
 18 10/4/80 vs. Colorado State (W, 69-0)  
 18 10/26/63 vs. Missouri (L, 0-7)  
 18 9/19/59 vs. Drake (W, 41-0)  
 29 10/6/2007 at Texas Tech (L, 17-42)  
 30 9/30/67 vs. New Mexico (W, 17-12)  
 34 9/27/69 vs. Brigham Young (W, 10-0)  
 35 9/14/85 vs. Utah State (W, 10-3)  
 35 10/10/59 at South Dakota (W, 41-6)  
 36 10/1/2005 at Nebraska (L, 20-27 2ot)  
 36 9/4/2004 vs. Northern Iowa (W, 23-0)  
 36 9/28/74 vs. Brigham Young (W, 34-7)  
 37 10/21/72 vs. Kansas State (W, 55-22)  
 38 9/20/58 vs. Drake (W, 33-0)  
 40 10/31/92 vs. Missouri (W, 28-14)  
 40 10/4/86 vs. Wyoming (W, 21-10)

### Most Opponent Rushing Yards

624 11/4/95 at Nebraska (L, 14-73)  
 604 11/7/87 at Nebraska (L, 3-42)  
 566 11/5/88 vs. Nebraska (L, 16-51)  
 557 10/27/90 vs. Nebraska (L, 13-45)  
 542 10/26/85 at Oklahoma (L, 14-59)  
 538 11/9/85 at Nebraska (L, 0-49)  
 531 10/3/87 vs. Oklahoma (L, 3-56)  
 504 10/30/71 at Oklahoma (L, 12-43)  
 493 10/27/79 at Oklahoma (L, 9-38)  
 491 11/15/97 at Nebraska (L, 14-77)  
 473 11/18/95 at Missouri (L, 31-45)  
 468 10/28/89 at Nebraska (L, 17-49)  
 466 10/21/78 vs. Oklahoma (L, 6-35)  
 447 10/14/89 vs. Colorado (L, 17-52)  
 439 10/9/99 at Nebraska (L, 14-49)  
 438 11/13/93 at Nebraska (L, 17-49)  
 427 11/23/57 at Colorado (L, 21-38)  
 426 11/5/83 at Nebraska (L, 29-72)  
 413 11/21/87 at Oklahoma State (L, 27-48)

### Most Rushing Touchdowns

8 9/23/95 vs. UNLV (W, 57-30)  
 8 10/4/80 vs. Colorado State (W, 69-0)  
 6 8/31/2002 vs. Kansas (W, 45-3)  
 6 9/8/2001 vs. Northern Iowa (W, 45-0)  
 6 9/7/91 vs. Eastern Illinois (W, 42-13)  
 6 10/29/77 vs. Kansas (W, 41-3)  
 6 10/30/76 vs. Kansas State (W, 45-14)  
 6 10/10/59 at South Dakota (W, 41-6)  
 6 11/8/52 vs. Drake (W, 55-7)  
 6 9/17/49 vs. Dubuque (W, 64-0)  
 5 11/17/2001 at Kansas (W, 49-7)  
 5 11/18/2000 vs. Kansas (W, 38-17)  
 5 10/28/2000 vs. Missouri (W, 39-20)  
 5 9/21/96 vs. Northern Iowa (W, 42-23)  
 5 10/17/92 vs. Kansas (L, 47-50)  
 5 9/8/90 vs. Northern Iowa (W, 35-6)  
 5 11/4/89 vs. Kansas State (W, 36-11)  
 5 10/22/88 vs. Kansas (W, 42-14)  
 5 9/20/86 vs. Indiana State (W, 64-9)  
 5 11/12/83 at Kansas State (W, 49-27)  
 5 9/13/80 vs. Northeast Louisiana (W, 42-7)  
 5 9/15/79 vs. Bowling Green (W, 38-10)  
 5 9/10/77 vs. Wichita State (W, 35-9)  
 5 10/9/76 vs. Utah (W, 44-14)  
 5 10/21/72 vs. Kansas State (W, 55-22)  
 5 11/13/65 vs. Kansas State (W, 38-6)  
 5 10/20/62 vs. Colorado (W, 57-19)  
 5 9/25/60 at Detroit (W, 44-21)  
 5 11/14/59 vs. San Jose State (W, 55-0)  
 5 9/29/51 at Kansas (L, 33-53)

### Fewest Rushing TDs

**The Last Time ...**  
 0 10/19/2013 at Baylor (L, 7-71)  
 1 11/16/2013 at Oklahoma (L, 10-48)  
 2 11/30/2013 at West Virginia (W, 52-48 3ot)  
 3 10/12/2013 at Texas Tech (L, 35-42)

### Fewest Rushing TDs Allowed

**The Last Time ...**  
 0 11/23/2013 vs. Kansas (W, 34-0)  
 1 9/26/2013 at Tulsa (W, 38-21)  
 2 11/30/2013 at West Virginia (W, 52-48 3ot)  
 3 11/9/2013 vs. TCU (L, 17-21)  
 4 11/16/2013 at Oklahoma (L, 10-48)  
 5 10/26/2013 vs. Oklahoma State (L, 27-58)

### Most Rushing TDs Allowed

9 11/15/97 at Nebraska (L, 14-77)  
 8 11/4/95 at Nebraska (L, 14-73)  
 8 10/26/46 vs. Oklahoma (L, 0-63)  
 7 10/3/87 vs. Oklahoma (L, 3-56)  
 7 10/26/85 at Oklahoma (L, 14-59)  
 7 11/5/83 at Nebraska (L, 29-72)  
 7 11/12/55 at Oklahoma (L, 0-52)  
 6 11/29/2003 at Missouri (L, 7-45)  
 6 11/9/2002 at Kansas State (L, 7-58)  
 6 10/6/2001 at Nebraska (L, 14-48)  
 6 11/14/2000 at Kansas State (L, 10-56)  
 6 10/7/2000 vs. Nebraska (L, 27-49)  
 6 11/13/93 at Nebraska (L, 17-49)  
 6 11/5/88 vs. Nebraska (L, 16-51)  
 6 11/21/87 at Oklahoma State (L, 27-48)  
 6 11/7/87 at Nebraska (L, 3-42)  
 6 11/9/85 at Nebraska (L, 0-49)  
 6 9/10/83 vs. Iowa (L, 10-51)  
 6 11/13/82 vs. Nebraska (L, 10-48)  
 6 10/25/80 vs. Oklahoma (L, 7-42)  
 6 11/25/72 at Oklahoma State (L, 14-45)  
 6 11/7/70 vs. Nebraska (L, 29-54)  
 6 10/19/68 at Oklahoma (L, 7-42)  
 6 10/15/66 vs. Colorado (L, 21-41)  
 6 10/20/56 vs. Colorado (L, 0-52)  
 6 11/19/55 at Colorado (L, 0-40)  
 6 10/1/55 at Illinois (L, 0-40)  
 6 9/29/51 at Kansas (L, 33-53)

### Most Pass Attempts

62 10/3/98 at Texas (L, 33-54)  
 60 11/18/2011 vs. Oklahoma State (W, 37-31)  
 54 10/27/2012 vs. Baylor (W, 35-21)  
 54 11/15/2008 vs. Missouri (L, 20-52)  
 54 9/20/97 vs. Iowa (L, 20-63)  
 51 10/1/2011 vs. Texas (L, 14-37)  
 51 9/29/2007 at Nebraska (L, 17-35)  
 50 11/22/2008 at Kansas State (L, 30-38)  
 49 10/21/89 vs. Oklahoma (L, 40-43)  
 48 10/20/2012 at Oklahoma State (L, 10-31)  
 48 10/27/2007 at Missouri (L, 28-42)  
 48 9/8/2007 vs. Northern Iowa (L, 13-24)  
 48 10/27/2001 at Texas A&M (L, 21-24)  
 47 11/2/2002 vs. Missouri (W, 42-35)  
 47 11/2/85 vs. Missouri (L, 27-28)  
 47 9/15/84 vs. Drake (W, 21-17)  
 47 11/5/83 at Nebraska (L, 29-72)  
 47 10/29/83 vs. Missouri (L, 18-41)  
 47 10/8/83 vs. Kansas (W, 38-35)  
 46 10/25/2008 vs. Texas A&M (L, 35-49)  
 46 10/4/2008 vs. Kansas (L, 33-35)  
 46 10/10/81 at San Diego State (L, 31-52)  
 45 9/1/2012 vs. Tulsa (W, 38-23)  
 45 9/23/2006 at Texas (L, 14-37)  
 45 9/13/2003 vs. Iowa (L, 21-40)

45 9/5/98 vs. Texas Christian (L, 21-31)  
 45 10/1/83 vs. New Mexico State (L, 17-24)  
 44 9/11/2010 at Iowa (L, 7-35)  
 44 11/23/2002 vs. Connecticut (L, 20-37)  
 44 11/13/65 vs. Kansas State (W, 38-6)

### Fewest Pass Attempts

0 10/29/60 at Oklahoma State (W, 13-6)  
 0 10/6/51 at Marquette (T, 6-6)  
 2 10/1/60 at Nebraska (W, 10-7)  
 3 11/9/63 at Oklahoma (L, 14-24)  
 3 10/7/61 at Oklahoma (W, 21-15)  
 3 9/23/61 vs. Oklahoma State (W, 14-7)  
 3 11/7/59 vs. Nebraska (W, 18-6)  
 4 11/14/92 vs. Nebraska (W, 19-10)  
 4 9/28/63 vs. VMI (W, 21-6)  
 4 9/25/59 at Denver (W, 28-12)  
 4 11/10/56 vs. Oklahoma (L, 0-40)  
 4 10/6/56 at Nebraska (L, 7-9)  
 5 11/2/91 at Missouri (W, 23-22)  
 5 11/18/61 at Tulsa (W, 27-6)  
 5 10/22/60 at Missouri (L, 8-34)  
 5 10/10/59 at South Dakota (W, 41-0)  
 5 10/12/57 at Kansas (W, 21-6)

### Fewest Opponent Pass Attempts

1 11/12/49 vs. Nebraska (L, 0-7)  
 2 10/25/80 vs. Oklahoma (L, 7-42)  
 2 10/22/60 at Missouri (L, 8-34)  
 2 11/21/59 at Oklahoma (L, 12-35)  
 2 10/26/57 vs. Kansas State (L, 10-14)  
 2 10/11/47 vs. Nebraska (L, 7-14)  
 2 10/5/46 vs. Northern Iowa (W, 20-18)  
 3 11/25/72 at Oklahoma State (L, 14-45)  
 3 10/21/61 vs. Missouri (L, 7-13)  
 3 10/16/54 vs. Colorado (L, 0-20)  
 3 11/18/50 at Nebraska (L, 13-20)  
 3 10/18/47 at Michigan State (L, 0-20)  
 4 10/27/90 vs. Nebraska (L, 13-45)  
 4 10/25/75 at Oklahoma (L, 7-39)  
 4 10/18/75 vs. Kansas (L, 10-21)  
 4 10/27/62 at Missouri (L, 6-21)  
 4 10/29/60 at Oklahoma State (W, 13-6)  
 4 10/8/60 vs. Kansas (L, 14-28)  
 4 11/8/58 vs. Oklahoma (L, 0-20)  
 4 10/6/56 at Nebraska (L, 7-9)  
 4 11/9/46 vs. Drake (T, 7-7)  
 4 10/12/46 vs. Kansas (L, 8-24)

### Most Opponent Pass Attempts

78 10/11/2003 at Texas Tech (L, 21-52)  
 62 10/2/2010 vs. Texas Tech (W, 52-38)  
 59 10/21/72 vs. Kansas State (W, 55-22)  
 58 11/18/2011 vs. Oklahoma State (W, 37-31)



# IOWA STATE FOOTBALL

## TEAM SINGLE-GAME RECORDS (SINCE 1946)

56	10/12/2013 at Texas Tech (L, 35-42)
57	10/23/2010 at Texas (W, 28-21)
55	10/1/2005 at Nebraska (L, 20-27 ot)
55	9/20/80 vs. San Jose State (W, 27-6)
52	9/7/96 vs. Wyoming (L, 38-41 ot)
51	10/27/2012 vs. Baylor (W, 35-21)
51	10/12/2002 vs. Texas Tech (W, 31-17)
51	10/31/92 vs. Missouri (W, 28-14)
51	10/4/86 vs. Wyoming (W, 21-10)
50	11/27/71 at San Diego State (W, 48-31)
50	10/12/68 at Kansas State (W, 23-14)
49	9/1/2012 vs. Tulsa (W, 38-23)
49	10/10/09 at Kansas (L, 36-41)
49	10/6/2007 at Texas Tech (L, 17-42)
49	8/31/2006 vs. Toledo (W, 45-43 3ot)
49	11/2/91 at Missouri (W, 23-22)
49	11/28/70 at San Diego State (W, 28-22)
48	10/7/89 at Kansas (W, 24-20)
47	10/20/2012 at Oklahoma State (L, 10-31)
47	9/29/2012 vs. Texas Tech (L, 13-24)
47	11/9/96 at Colorado (L, 42-49)
47	10/10/81 at San Diego State (L, 31-52)

25	10/11/86 at Kansas (W, 13-10)
25	10/6/84 at Kansas (L, 14-33)
25	9/8/84 at Iowa (L, 21-59)
25	10/10/81 at San Diego State (L, 31-52)
25	11/19/66 at Arizona (L, 24-27)

### Fewest Completions

0	10/29/60 at Oklahoma State (W, 13-6)
0	10/1/60 at Nebraska (W, 10-7)
0	10/6/56 at Nebraska (L, 7-9)
0	10/6/51 at Marquette (T, 6-6)
1	11/2/91 at Missouri (W, 23-22)
1	10/24/81 vs. Colorado (W, 17-10)
1	9/16/78 vs. San Diego State (W, 14-13)
1	9/30/67 vs. New Mexico (W, 17-12)
1	9/26/64 at Oklahoma State (L, 14-29)
1	11/9/63 at Oklahoma (L, 14-24)
1	9/15/62 vs. Drake (W, 14-7)
1	11/7/59 vs. Nebraska (W, 18-6)
1	10/12/57 at Kansas (W, 21-6)
1	11/10/56 vs. Oklahoma (L, 0-40)
1	10/4/47 at Kansas (L, 7-27)

### Most Completions

36	10/27/2012 vs. Baylor (W, 35-21)
36	11/15/2008 vs. Missouri (L, 20-52)
33	10/27/2007 at Missouri (L, 28-42)
32	9/1/2012 vs. Tulsa (W, 38-23)
32	11/22/2008 at Kansas State (L, 30-38)
31	11/18/2011 vs. Oklahoma State (W, 37-31)
31	11/2/2002 vs. Missouri (W, 42-35)
30	9/3/2005 vs. Illinois State (W, 32-21)
30	10/27/2001 at Texas A&M (L, 21-24)
30	10/3/98 at Texas (L, 33-54)
29	11/21/2009 at Missouri (L, 24-34)
29	9/8/2007 vs. Northern Iowa (L, 13-24)
29	11/12/83 at Kansas State (W, 49-27)
29	10/29/83 vs. Missouri (L, 18-41)
28	10/1/2011 vs. Texas (L, 14-37)
28	10/25/2008 vs. Texas A&M (L, 35-49)
28	10/8/83 vs. Kansas (W, 38-35)
27	11/13/2010 at Colorado (L, 14-34)
27	9/2/2010 vs. Northern Illinois (W, 27-10)
27	10/4/2008 vs. Kansas (L, 33-35)
27	9/20/97 vs. Iowa (L, 20-63)
27	10/21/89 vs. Oklahoma (L, 40-43)
26	9/26/2013 at Tulsa (W, 38-21)
26	9/29/2007 at Nebraska (L, 17-35)
26	9/13/2003 vs. Iowa (L, 21-40)
26	11/5/83 at Nebraska (L, 29-72)
25	11/30/2013 at West Virginia (W, 52-44 3ot)
25	9/10/2011 vs. Iowa (W, 44-41)
25	10/17/2009 vs. Baylor (W, 24-10)
25	10/10/2009 at Kansas (L, 36-41)
25	9/23/2006 at Texas (L, 14-37)
25	12/27/2001 Independence Bowl vs. Alabama (L, 13-14)

### Fewest Completions Allowed

0	10/25/80 vs. Oklahoma (L, 7-42)
0	10/18/75 vs. Kansas (L, 10-21)
0	10/27/62 at Missouri (L, 6-21)
0	11/21/59 at Oklahoma (L, 12-35)
0	10/26/57 vs. Kansas State (L, 10-14)
0	11/18/50 at Nebraska (L, 13-20)
0	10/7/50 vs. Northern Iowa (W, 26-8)
0	11/12/49 vs. Nebraska (L, 0-7)
0	10/11/47 vs. Nebraska (L, 7-14)
1	11/8/86 vs. Nebraska (L, 14-35)
1	10/19/85 vs. Colorado (L, 6-40)
1	10/25/75 at Oklahoma (L, 7-39)
1	10/29/60 at Oklahoma State (W, 13-6)
1	10/22/60 at Missouri (L, 8-34)
1	10/1/60 at Nebraska (W, 10-7)
1	11/8/58 vs. Oklahoma (L, 0-20)
1	10/25/58 at Missouri (L, 6-14)
1	10/6/56 at Nebraska (L, 7-9)
1	9/29/56 at Northwestern (L, 13-14)
1	11/1/47 at Oklahoma (L, 9-27)
1	10/18/47 at Michigan State (L, 0-20)
1	10/12/46 vs. Kansas (L, 8-24)
1	10/5/46 vs. Northern Iowa (W, 20-18)

### Most Completions Allowed

52	10/11/2003 at Texas Tech (L, 21-52)
42	11/18/2011 vs. Oklahoma State (W, 37-31)
42	10/2/2010 vs. Texas Tech (W, 52-38)
40	10/6/2007 at Texas Tech (L, 17-42)
39	8/31/2006 vs. Toledo (W, 45-43 3ot)
37	10/10/2009 at Kansas (L, 36-41)

37	10/12/2002 vs. Texas Tech (W, 31-17)
36	10/1/2005 at Nebraska (L, 20-27 2ot)
36	9/7/96 vs. Wyoming (L, 38-41 ot)
35	10/12/2013 Texas Tech (L, 35-42)
34	10/23/2010 at Texas (W, 28-21)
33	10/10/81 at San Diego State (L, 31-52)
32	11/3/2012 vs. Oklahoma (L, 20-35)
32	10/20/2012 at Oklahoma State (L, 10-31)
32	10/16/2010 at Oklahoma (L, 0-52)
32	11/15/2008 vs. Missouri (L, 20-52)
31	10/27/2012 vs. Baylor (W, 35-21)
31	9/29/2012 vs. Texas Tech (L, 13-24)
31	10/25/2008 vs. Texas A&M (L, 35-49)
31	10/21/2006 vs. Texas Tech (L, 26-42)
31	10/23/2004 at Baylor (W, 26-25)
31	9/30/89 at Tulane (W, 25-24)
30	11/17/2007 at Kansas (L, 7-45)
30	10/30/99 vs. Texas (L, 41-44)
30	11/28/70 at San Diego State (W, 28-22)
29	10/19/2013 at Baylor (L, 7-71)
29	11/18/2006 vs. Missouri (W, 21-16)
29	10/4/2003 vs. Oklahoma (L, 7-53)
29	10/31/92 vs. Missouri (W, 28-14)
29	10/13/73 at Brigham Young (W, 26-24)
29	10/12/68 at Kansas State (W, 23-14)

### Most Interceptions Thrown

6	10/29/88 at Colorado (L, 12-24)
6	9/27/52 at Illinois (L, 7-33)
6	10/25/47 vs. Missouri (L, 7-26)
5	9/24/09 vs. Iowa (L, 35-3)
5	9/8/84 at Iowa (L, 21-59)
5	11/22/75 vs. Oklahoma State (L, 7-14)
5	9/18/71 vs. Idaho (W, 24-7)
5	11/22/69 vs. Oklahoma State (L, 0-35)
5	11/10/51 vs. Nebraska (L, 27-34)
4	11/23/2002 vs. Connecticut (L, 20-37)
4	10/3/98 at Texas (L, 33-54)
4	9/26/92 vs. Northern Iowa (L, 10-27)
4	11/3/84 vs. Nebraska (L, 0-44)
4	9/25/82 vs. Drake (W, 35-10)
4	9/21/74 at Washington (L, 28-31)
4	10/27/73 vs. Kansas (L, 20-22)
4	11/11/72 vs. Nebraska (T, 23-23)
4	10/2/71 at Kent State (W, 17-14)
4	11/21/70 at Oklahoma State (L, 27-36)
4	10/31/70 vs. Oklahoma (L, 28-29)
4	10/24/70 at Kansas (L, 10-24)
4	9/25/65 vs. Pacific (W, 38-13)
4	10/22/55 vs. Kansas State (L, 7-9)
4	10/1/55 at Illinois (L, 0-40)
4	10/23/54 at Missouri (L, 14-32)
4	11/1/52 vs. Oklahoma (L, 0-41)
4	11/3/51 at Colorado (L, 20-47)
4	11/11/50 vs. Drake (L, 21-35)

### Least Interceptions Thrown

<b>The Last Time ...</b>	
0	11/9/2013 vs. TCU (L, 17-21)
1	11/30/2013 at West Virginia (W, 52-44 3ot)
2	11/16/2013 at Oklahoma (L, 10-48)
3	11/2/2013 at Kansas State (L, 7-41)

### Fewest Interceptions By Opponent

<b>The Last Time ...</b>	
0	11/16/2013 at Oklahoma (L, 48-10)
1	11/23/2013 vs. Kansas (W, 34-0)
2	11/30/2013 at West Virginia (W, 52-44 3ot)

### Most Interceptions By Opponent

7	10/9/76 vs. Utah (W, 44-14)
7	11/8/52 vs. Drake (W, 55-7)
6	9/8/2001 vs. Northern Iowa (W, 45-0)
6	10/12/68 at Kansas State (W, 23-14)
6	9/27/58 at Arizona (W, 14-0)
5	8/28/2008 vs. South Dakota St. (W, 44-17)
5	11/17/2001 at Kansas (W, 49-7)
5	11/27/71 at San Diego State (W, 48-31)
5	9/18/71 vs. Idaho (W, 24-7)
5	9/27/52 at Illinois (L, 7-33)
5	11/5/49 at Drake (W, 21-8)
4	9/18/2004 vs. Northern Illinois (W, 48-41)
4	9/17/83 at Vanderbilt (L, 26-29)
4	9/18/76 at Air Force (W, 41-6)
4	10/26/74 at Kansas (W, 22-6)
4	11/24/73 vs. Oklahoma State (W, 28-12)
4	10/13/73 at Brigham Young (W, 26-24)
4	10/21/72 vs. Kansas State (W, 55-22)
4	9/16/72 at Colorado State (W, 41-0)
4	11/21/70 at Oklahoma State (L, 27-36)
4	9/26/70 vs. Colorado State (W, 37-6)
4	9/28/68 at Brigham Young (W, 28-20)
4	10/14/67 vs. Kansas State (W, 17-0)
4	11/12/66 at Kansas State (W, 30-13)
4	11/18/61 at Tulsa (W, 27-6)
4	11/14/59 vs. San Jose State (W, 55-0)
4	10/3/59 vs. Missouri (L, 0-14)
4	11/13/48 vs. Michigan State (L, 7-48)
4	9/20/47 vs. Northern Iowa (W, 20-18)

### Most Passing Yards

462	11/22/2008 at Kansas State (L, 30-36)
437	10/3/98 at Texas (L, 33-54)
425	11/2/2002 vs. Missouri (W, 42-35)
407	10/21/89 vs. Oklahoma (L, 40-43)
401	10/25/2008 vs. Texas A&M (L, 35-49)



# IOWA STATE FOOTBALL

## TEAM SINGLE-GAME RECORDS (SINCE 1946)

381	10/27/2012 vs. Baylor (W, 35-21)
381	9/20/97 vs. Iowa (L, 20-63)
376	11/18/2011 vs. Oklahoma State (W, 37-31)
371	10/29/2005 vs. Texas A&M (W, 42-14)
364	11/6/2004 vs. Nebraska (W, 34-27)
361	9/14/2002 at Iowa (W, 36-31)
348	10/27/2001 at Texas A&M (L, 21-24)
346	10/7/2000 vs. Nebraska (L, 27-49)
346	11/5/83 at Nebraska (L, 29-72)
335	11/19/66 at Arizona (L, 24-27)
332	11/20/99 at Kansas (L, 28-31)
331	11/30/13 at West Virginia (W, 52-44 3ot)
330	9/29/2001 vs. Baylor (W, 41-0)
327	9/8/84 at Iowa (L, 21-59)
326	11/15/2008 vs. Missouri (L, 20-52)
325	9/22/84 at Texas A&M (L, 17-38)
323	9/30/2006 vs. Northern Iowa (W, 28-27)
319	9/13/2003 vs. Iowa (L, 21-40)
317	10/1/2005 at Nebraska (L, 20-27 2ot)
314	9/3/2005 vs. Illinois State (W, 32-21)
313	8/24/2002 vs. Florida State (L, 31-38)
310	11/15/86 vs. Kansas State (W, 48-19)
310	11/27/71 at San Diego State (W, 48-31)
308	12/28/2000 Insight.com Bowl vs. Pittsburgh (W, 37-29)
307	11/17/2012 vs. Kansas (W, 51-23)
300	11/23/13 vs. Kansas (W, 34-0)
300	10/8/83 vs. Kansas (W, 38-35)
302	9/23/2006 at Texas (L, 14-37)
298	9/20/86 vs. Indiana State (W, 64-9)
295	9/21/2002 vs. Troy State (W, 42-12)
295	9/13/97 at Minnesota (L, 29-53)
295	10/10/87 vs. Northern Iowa (W, 39-38)
293	10/10/2009 at Kanas (L, 36-41)
293	11/13/65 vs. Kansas State (W, 38-6)
291	10/30/99 vs. Texas (L, 41-44)
291	10/10/81 at San Diego State (L, 31-52)
290	10/14/2000 at Oklahoma State (W, 33-26)
289	11/1/86 at Missouri (W, 37-14)
286	9/9/2000 vs. UNLV (W, 37-22)
286	11/12/83 at Kansas State (W, 49-27)
285	8/30/97 vs. Oklahoma State (L, 14-21)

### Fewest Passing Yards

-1	11/19/55 at Colorado (L, 0-40)
0	10/29/60 at Oklahoma State (W, 13-6)
0	10/1/60 at Nebraska (W, 10-7)
0	10/6/56 at Nebraska (L, 7-9)
0	10/6/51 at Marquette (T, 6-6)
2	11/12/49 vs. Nebraska (L, 0-7)
6	11/2/91 at Missouri (W, 23-22)
6	11/9/63 at Oklahoma (L, 14-24)
7	9/15/62 vs. Drake (W, 14-7)
8	9/30/67 vs. New Mexico (W, 17-12)
8	9/26/64 at Oklahoma State (L, 14-29)
11	9/16/78 vs. San Diego State (W, 14-13)

11	11/10/56 vs. Oklahoma (L, 0-40)
12	10/12/57 at Kansas (W, 21-6)
12	10/27/56 at Missouri (L, 0-34)
12	10/18/47 at Michigan State (L, 0-20)
14	11/8/58 vs. Oklahoma (L, 0-20)
15	11/7/59 vs. Nebraska (W, 18-6)
18	9/18/99 at UNLV (W, 24-0)
18	10/3/64 vs. Nebraska (L, 7-14)
18	11/5/55 vs. Nebraska (L, 7-10)
19	10/25/80 vs. Oklahoma (L, 7-42)
20	10/18/69 at Kansas State (L, 7-34)
20	11/13/54 at Kansas State (L, 7-12)

### Fewest Passing Yards Allowed

-3	11/8/86 vs. Nebraska (L, 14-35)
0	10/25/80 vs. Oklahoma (L, 7-42)
0	10/18/75 vs. Kansas (L, 10-21)
0	10/27/62 at Missouri (L, 6-21)
0	11/21/59 at Oklahoma (L, 12-35)
0	10/26/57 vs. Kansas State (L, 10-14)
0	11/18/50 at Nebraska (L, 13-20)
0	10/7/50 vs. Northern Iowa (W, 20-18)
0	11/12/49 vs. Nebraska (L, 0-7)
0	10/11/47 vs. Nebraska (L, 7-14)
2	10/29/60 at Oklahoma State (W, 13-6)
3	10/18/47 at Michigan State (L, 0-20)
5	11/8/58 vs. Oklahoma (L, 0-20)
5	10/6/56 at Nebraska (L, 7-9)
7	11/1/47 at Oklahoma (L, 9-27)
9	9/27/69 vs. Brigham Young (W, 10-0)
10	9/22/79 at Texas (L, 9-17)
11	11/1/58 vs. South Dakota (W, 53-0)
11	9/29/56 at Northwestern (L, 13-14)
14	10/19/85 vs. Colorado (L, 6-40)

### Most Passing Yards Allowed

535	10/11/2003 at Texas Tech (L, 21-52)
476	11/18/2011 vs. Oklahoma State (W, 37-31 2ot)
460	10/6/2007 vs. Texas Tech (L, 17-42)
452	10/10/81 at San Diego State (L, 31-52)
439	10/13/73 at Brigham Young (W, 26-24)
431	10/1/2005 at Nebraska (L, 20-27 2ot)
426	10/27/2012 vs. Baylor (W, 35-21)
423	10/19/2013 at Baylor (L, 7-71)
419	11/1/2008 at Oklahoma State (L, 17-59)
415	10/12/2013 at Texas Tech (L, 35-42)
415	10/20/2012 at Oklahoma State (L, 10-31)
414	10/4/2003 vs. Oklahoma (L, 7-53)
411	10/7/89 at Kansas (W, 24-20)
405	11/3/2012 vs. Oklahoma (L, 20-35)
401	11/9/96 at Colorado (L, 42-49)
387	11/10/2012 at Texas (L, 7-33)
386	9/7/96 vs. Wyoming (L, 38-41 ot)
381	10/25/2008 vs. Texas A&M (L, 35-49)
377	10/2/2010 vs. Texas Tech (W, 52-38)

370	11/28/70 at San Diego State (W, 28-22)
368	10/21/2006 vs. Texas Tech (L, 26-42)
367	8/31/2006 vs. Toledo (W, 45-43 3ot)
357	9/28/85 vs. Iowa (L, 3-57)
357	11/27/71 at San Diego State (W, 48-31)
356	11/30/13 at West Virginia (W, 52-44 3ot)
354	10/9/2010 vs. Utah (L, 27-68)
354	11/17/2007 at Kansas (L, 7-45)
354	9/13/86 at Iowa (L, 7-43)
353	9/17/83 at Vanderbilt (L, 26-29)
347	10/16/2010 at Oklahoma (L, 0-52)
347	11/3/2007 vs. Kansas State (W, 31-28)
347	12/28/2000 Insight.com Bowl vs. Pittsburgh (W, 37-29)
347	12/1/73 at San Diego State (L, 28-41)
345	10/30/99 vs. Texas (L, 41-44)
344	10/23/2010 at Texas (W, 28-21)
343	10/18/2003 vs. Texas (L, 19-40)
342	9/20/97 vs. Iowa (L, 20-63)
341	10/21/72 vs. Kansas State (W, 55-22)
337	11/21/2009 at Missouri (L, 24-34)
333	10/3/92 at Oklahoma (L, 3-17)
332	9/29/2012 vs. Texas Tech (L, 13-24)
331	11/5/94 at Kansas State (L, 20-38)
328	11/15/2008 vs. Missouri (L, 20-52)
328	10/18/2008 vs. Nebraska (L, 7-35)
328	10/14/2000 at Oklahoma State (W, 33-26)
321	11/2/91 at Missouri (W, 23-22)
321	10/27/73 vs. Kansas (L, 20-22)
320	10/29/94 vs. Missouri (L, 20-34)

### Most Passing TDs

6	9/18/76 at Air Force (W, 41-6)
5	10/27/2012 vs. Baylor (W, 35-21)
5	10/3/98 at Texas (L, 33-54)
4	11/30/13 at West Virginia (52-44 3ot)
4	11/17/2012 at Kansas (W, 51-23)
4	10/6/2012 at TCU (W, 37-23)
4	9/10/2011 vs. Iowa (W, 44-41)
4	10/2/02010 vs. Texas Tech (W, 52-38)
4	10/29/2005 at Texas A&M (W, 42-14)
4	9/7/2002 vs. Tennessee Tech (W, 58-6)
4	9/29/2001 vs. Baylor (W, 41-0)
4	10/21/89 vs. Oklahoma (L, 40-43)
4	11/15/86 vs. Kansas State (W, 48-19)
4	9/27/86 vs. Wichita State (W, 36-14)
4	9/25/76 vs. Kent State (W, 47-7)
4	9/11/76 vs. Drake (W, 58-14)
4	11/20/71 vs. Oklahoma State (W, 54-0)
4	11/7/70 vs. Nebraska (L, 29-54)
4	9/20/52 vs. South Dakota State (W, 35-0)
4	11/10/51 vs. Nebraska (L, 27-34)
4	9/22/51 vs. Wayne (W, 53-21)
4	9/17/49 vs. Dubuque (W, 64-0)

### Fewest Passing TDs

<b>The Last Time ...</b>	
0	11/16/2013 at Oklahoma (L, 10-48)
1	10/19/2013 at Baylor (L, 7-71)
2	11/23/2013 vs. Kansas (W, 34-0)
3	9/14/2013 vs. Iowa (L, 21-27)

### Fewest Passing TDs Allowed

<b>The Last Time ...</b>	
0	11/23/2013 vs. Kansas (W, 34-0)
1	11/16/2013 at Oklahoma (L, 10-48)
2	11/30/2013 at West Virginia (W, 52-44 3ot)
3	10/12/2013 at Texas Tech (L, 35-42)

### Most Passing TDs Allowed

6	10/21/2006 vs. Texas Tech (L, 26-42)
5	10/2/2010 vs. Texas Tech (W, 52-38)
5	11/1/2008 at Oklahoma State (L, 17-59)
5	11/17/2007 at Kansas (L, 7-45)
5	10/4/2003 vs. Oklahoma (L, 7-53)
5	11/9/96 at Colorado (L, 42-49)
5	9/8/84 at Iowa (L, 21-59)
4	11/3/2012 vs. Oklahoma (L, 20-35)
4	10/10/2009 at Kansas (L, 36-41)
4	9/12/2009 vs. Iowa (L, 3-35)
4	11/22/2008 at Kansas State (L, 30-38)
4	11/8/2008 at Colorado (L, 24-28)
4	10/25/2008 vs. Texas A&M (L, 35-49)
4	10/13/2007 vs. Texas (L, 3-56)
4	10/6/2007 at Texas Tech (L, 17-42)
4	10/9/2004 vs. Texas A&M (L, 3-34)
4	9/18/2004 vs. Northern Illinois (W, 48-41)
4	9/20/97 vs. Iowa (L, 20-63)
4	9/7/96 vs. Wyoming (L, 38-41 ot)
4	11/11/95 vs. Kansas State (L, 7-49)
4	11/5/94 at Kansas State (L, 20-38)
4	10/17/92 vs. Kansas (L, 47-50)
4	9/28/85 vs. Iowa (L, 3-57)
4	10/10/81 at San Diego State (L, 31-52)
4	12/1/73 at San Diego State (L, 28-41)
4	11/27/71 at San Diego State (W, 48-31)
4	11/13/48 vs. Michigan State (L, 7-48)

### Most Total Plays

102	10/27/2012 vs. Baylor (W, 35-21)
102	9/29/2007 at Nebraska (L, 17-35)
101	11/18/2011 vs. Oklahoma State (W, 37-31)





# IOWA STATE FOOTBALL

## TEAM SINGLE-GAME RECORDS (SINCE 1946)

101 10/9/82 vs. Kent State (W, 44-7)  
 101 9/22/73 vs. Idaho (W, 48-0)  
 99 10/10/81 at San Diego State (L, 31-52)  
 99 10/30/76 vs. Kansas State (W, 45-14)  
 98 10/21/89 vs. Oklahoma (L, 40-43)  
 98 10/9/76 vs. Utah (W, 44-14)  
 98 11/13/65 vs. Kansas State (W, 38-6)  
 97 9/13/80 vs. Northeast Louisiana (W, 42-7)  
 96 9/29/51 at Kansas (L, 33-53)  
 95 9/15/84 vs. Drake (W, 21-17)  
 94 11/27/71 at San Diego State (W, 48-31)  
 94 9/18/71 vs. Idaho (W, 24-7)  
 93 10/29/2011 vs. Texas Tech (W, 41-7)  
 93 11/2/85 vs. Missouri (L, 27-28)  
 93 10/23/82 at Colorado (W, 31-14)  
 92 11/30/13 at West Virginia (W, 52-44 3ot)  
 92 11/5/83 at Nebraska (L, 29-72)  
 92 9/20/80 vs. San Jose State (W, 27-6)  
 91 9/26/87 at Wyoming (L, 17-34)  
 90 9/1/2012 vs. Tulsa (W, 38-23)  
 90 9/10/2011 vs. Iowa (W, 44-41)  
 90 9/25/76 vs. Kent State (W, 47-7)  
 90 10/23/71 vs. Kansas (W, 40-24)

### Fewest Total Plays

37 9/23/61 vs. Oklahoma State (W, 14-7)  
 39 10/25/52 at Missouri (L, 0-19)  
 40 10/24/64 at Missouri (L, 0-10)  
 42 10/15/60 vs. Colorado (L, 6-21)  
 43 10/29/60 at Oklahoma State (W, 13-6)  
 43 10/22/60 at Missouri (L, 8-34)  
 43 9/28/57 at Syracuse (T, 7-7)  
 44 10/3/64 vs. Nebraska (L, 7-14)  
 44 11/11/61 vs. Nebraska (L, 13-16)  
 44 9/25/59 at Denver (W, 28-12)  
 44 11/15/58 at Kansas State (L, 6-14)  
 44 11/2/57 at Drake (L, 0-20)  
 44 10/18/47 at Michigan State (L, 0-20)  
 45 10/19/2002 at Oklahoma (L, 3-49)  
 45 10/19/57 vs. Missouri (L, 13-35)  
 45 9/25/54 at Northwestern (L, 14-27)  
 46 11/17/79 at Nebraska (L, 3-34)  
 46 11/7/59 vs. Nebraska (W, 18-6)  
 46 11/3/56 vs. Drake (W, 39-14)  
 46 10/9/48 vs. Kansas (L, 7-20)  
 47 11/8/80 at Missouri (L, 10-14)  
 47 10/2/65 at Nebraska (L, 0-44)  
 47 10/27/62 at Missouri (L, 39-14)  
 47 11/18/61 at Tulsa (W, 27-6)  
 47 9/18/54 vs. South Dakota State (W, 34-6)  
 47 10/6/51 at Marquette (T, 6-6)

### Fewest Opponent Total Plays

34 11/15/47 vs. Kansas State (W, 14-0)  
 35 11/12/49 vs. Nebraska (L, 0-7)

35 10/11/47 vs. Nebraska (L, 7-14)  
 38 11/12/60 at Kansas State (W, 20-7)  
 40 10/9/54 vs. Kansas (W, 33-6)  
 42 9/18/82 at Iowa (W, 19-7)  
 42 11/2/46 at Kansas State (W, 13-7)  
 44 10/23/82 at Colorado (W, 31-14)  
 44 9/19/59 vs. Drake (W, 41-0)  
 44 11/22/52 at Kansas State (W, 27-0)  
 45 9/18/99 at UNLV (W, 24-0)  
 45 10/4/58 at Nebraska (L, 6-7)  
 45 10/2/54 at Nebraska (L, 14-39)  
 45 10/2/48 at Kansas State (W, 20-0)  
 46 10/26/63 vs. Missouri (L, 0-7)  
 46 9/20/58 vs. Drake (W, 33-0)  
 46 9/17/55 vs. Denver (L, 7-19)  
 47 10/21/89 vs. Oklahoma (L, 40-43)  
 47 10/2/76 vs. Oklahoma (L, 10-24)  
 47 11/8/47 at Drake (W, 36-6)

### Most Opponent Total Plays

111 10/11/2003 at Texas Tech (L, 21-52)  
 103 11/7/70 vs. Nebraska (L, 29-54)  
 101 10/12/2013 at Texas Tech (L, 35-42)  
 97 10/8/2011 at Baylor (L, 26-49)  
 97 10/30/71 at Oklahoma (L, 12-43)  
 97 11/14/70 at Missouri (W, 31-19)  
 97 11/15/69 vs. Missouri (L, 13-40)  
 97 11/1/69 at Oklahoma (L, 14-37)  
 96 10/6/79 vs. Pacific (L, 7-24)  
 96 9/16/78 vs. San Diego State (W, 14-13)  
 95 11/6/65 at Oklahoma (L, 20-24)  
 94 10/16/2010 at Oklahoma (L, 0-52)  
 94 10/25/52 at Missouri (L, 0-19)  
 93 10/18/69 at Kansas State (L, 7-34)  
 92 10/19/2013 at Baylor (L, 7-71)  
 92 11/15/75 at Nebraska (L, 0-52)  
 92 9/26/70 vs. Colorado State (W, 37-6)  
 91 11/9/85 at Nebraska (L, 0-49)  
 91 9/21/68 vs. Arizona (L, 12-21)  
 90 11/26/2011 at Oklahoma (L, 6-26)  
 90 10/22/2011 vs. Texas A&M (L, 17-33)  
 90 10/19/2002 at Oklahoma (L, 3-49)  
 90 11/2/91 at Missouri (W, 23-22)  
 90 10/7/78 vs. Nebraska (L, 0-23)  
 90 11/11/72 vs. Nebraska (T, 23-23)  
 90 10/9/71 vs. Colorado (L, 14-24)  
 90 9/28/68 at Brigham Young (W, 28-20)

### Most Total Yards

668 9/17/49 vs. Dubuque (W, 64-0)  
 648 9/23/95 vs. UNLV (W, 57-30)  
 626 11/22/2008 at Kansas State (L, 30-38)  
 618 10/4/80 vs. Colorado State (W, 69-0)  
 609 10/21/89 vs. Oklahoma (L, 40-43)  
 602 11/2/2002 vs. Missouri (W, 42-35)

596 11/20/71 vs. Oklahoma State (W, 54-0)  
 587 10/9/76 vs. Utah (W, 44-14)  
 575 11/30/2013 at West Virginia (W, 52-44 3ot)  
 574 10/25/2008 vs. Texas A&M (L, 35-49)  
 571 10/23/82 at Colorado (W, 31-14)  
 568 11/18/2011 vs. Oklahoma State (W, 37-31)  
 568 11/1/58 vs. South Dakota (W, 53-0)  
 558 9/22/2001 at Ohio (W, 31-28)  
 557 10/27/2012 vs. Baylor (W, 35-21)  
 557 10/10/81 at San Diego State (L, 31-52)  
 556 11/27/71 at San Diego State (W, 48-31)  
 551 9/2/99 vs. Indiana State (W, 33-7)  
 549 10/29/2005 at Texas A&M (W, 42-14)  
 548 11/17/2012 vs. Kansas (W, 51-23)  
 547 9/19/98 vs. Ball State (W, 38-0)  
 544 10/9/82 vs. Kent State (W, 44-7)  
 543 9/2/93 vs. Northern Illinois (W, 54-10)  
 539 11/4/89 vs. Kansas State (W, 36-11)  
 532 10/4/75 at Utah (W, 31-3)  
 532 10/21/72 vs. Kansas State (W, 55-22)  
 530 10/7/89 at Kansas (W, 24-20)  
 528 9/16/72 at Colorado State (W, 41-0)  
 527 11/24/62 vs. Ohio (W, 31-22)  
 525 9/11/76 vs. Drake (W, 58-14)

### Fewest Total Yards

5 10/6/51 at Marquette (T, 6-6)  
 46 10/18/47 at Michigan State (L, 0-20)  
 53 11/3/84 vs. Nebraska (L, 0-44)  
 60 10/19/2002 at Oklahoma (L, 3-49)  
 67 10/25/86 vs. Oklahoma (L, 0-38)  
 67 10/18/69 at Kansas State (L, 7-34)  
 73 10/3/87 vs. Oklahoma (L, 3-56)  
 74 10/2/65 at Nebraska (L, 0-44)  
 75 11/9/63 at Oklahoma (L, 14-24)  
 76 11/19/55 at Colorado (L, 0-40)  
 78 11/4/67 at Nebraska (L, 0-12)  
 82 10/7/78 vs. Nebraska (L, 0-23)  
 86 11/7/64 at Oklahoma (L, 0-30)  
 95 11/10/56 vs. Oklahoma (L, 0-40)  
 96 9/17/77 at Iowa (L, 10-12)  
 98 11/13/54 at Kansas State (L, 7-12)  
 98 10/3/53 at Kansas (L, 0-23)  
 104 9/17/88 vs. Baylor (L, 0-35)  
 105 11/6/71 at Nebraska (L, 0-37)  
 109 11/2/57 at Drake (L, 0-20)  
 111 11/1/52 vs. Oklahoma (L, 0-41)  
 112 10/25/52 at Missouri (L, 0-19)  
 113 10/1/88 at Oklahoma (L, 7-35)  
 113 10/18/58 vs. Colorado (L, 0-20)  
 113 9/21/46 at Colorado (L, 7-13)  
 115 9/25/54 at Northwestern (L, 14-27)

### Fewest Total Yards Allowed

43 9/27/69 vs. Brigham Young (W, 10-0)

59 10/26/63 vs. Missouri (L, 0-7)  
 62 10/11/47 vs. Nebraska (L, 7-14)  
 70 9/20/58 vs. Drake (W, 33-0)  
 78 9/19/64 vs. Drake (W, 25-0)  
 84 11/15/47 vs. Kansas State (W, 14-0)  
 85 11/12/49 vs. Nebraska (L, 0-7)  
 91 9/17/60 vs. Drake (W, 46-0)  
 92 9/28/74 vs. Brigham Young (W, 34-7)  
 96 10/4/80 vs. Colorado State (W, 69-0)  
 99 9/4/2004 vs. Northern Iowa (W, 23-0)  
 100 9/19/59 vs. Drake (W, 41-0)  
 102 9/18/82 at Iowa (W, 19-7)  
 105 11/1/58 vs. South Dakota (W, 53-0)  
 106 9/18/99 at UNLV (W, 24-0)  
 108 9/25/65 vs. Pacific (W, 38-13)  
 111 10/9/82 vs. Kent State (W, 44-7)  
 112 9/18/71 vs. Idaho (W, 24-7)  
 114 11/16/57 vs. South Dakota (W, 33-0)  
 114 11/22/52 at Kansas State (W, 27-0)

### Most Total Yards Allowed

776 11/4/95 at Nebraska (L, 14-73)  
 775 10/11/2003 at Texas Tech (L, 21-52)  
 714 10/19/2013 at Baylor (L, 7-71)  
 682 11/1/2008 at Oklahoma State (L, 17-59)  
 679 10/30/71 at Oklahoma (L, 12-43)  
 672 10/16/2010 at Oklahoma (L, 0-52)  
 667 11/5/83 at Nebraska (L, 29-72)  
 666 10/12/2013 at Texas Tech (L, 35-42)  
 666 11/7/87 at Nebraska (L, 3-42)  
 662 10/14/89 vs. Colorado (L, 17-52)  
 643 10/26/85 at Oklahoma (L, 14-59)  
 637 11/5/88 vs. Nebraska (L, 16-51)  
 625 10/20/2012 at Oklahoma State (L, 10-31)  
 624 10/26/96 at Baylor (L, 21-49)  
 624 10/27/90 vs. Nebraska (L, 13-45)  
 624 11/13/48 vs. Michigan State (L, 7-48)  
 613 10/4/2003 vs. Oklahoma (L, 7-53)  
 609 11/10/2012 at Texas (L, 7-33)  
 608 10/3/87 vs. Oklahoma (L, 3-56)  
 594 11/15/97 at Nebraska (L, 14-77)  
 593 11/3/2012 vs. Oklahoma (L, 20-35)  
 593 10/9/2010 vs. Utah (L, 27-68)  
 591 11/9/96 at Colorado (L, 42-49)  
 584 10/3/98 at Texas (L, 33-54)  
 583 10/15/2011 at Missouri (L, 17-52)  
 583 11/4/2000 at Kansas State (L, 10-56)  
 580 9/13/86 at Iowa (L, 7-43)  
 578 10/18/2003 vs. Texas (L, 19-40)  
 576 11/19/94 at Colorado (L, 20-41)  
 576 11/23/57 at Colorado (L, 21-38)  
 575 9/20/97 vs. Iowa (L, 20-63)



# IOWA STATE FOOTBALL

## TEAM SEASON BESTS (SINCE 1946)

### Rushing Yards

- 2,970 in 1976
- 2,667 in 1993
- 2,615 in 1996
- 2,610 in 1980
- 2,550 in 1972
- 2,513 in 1995
- 2,503 in 1973
- 2,490 in 1978
- 2,482 in 1977
- 2,410 in 1989

### Yards Passing

- 3,308 in 2002
- 2,981 in 2008
- 2,876 in 2005
- 2,783 in 2012
- 2,760 in 2011
- 2,717 in 1983
- 2,630 in 2013
- 2,593 in 2006
- 2,551 in 1997
- 2,439 in 2007

### First Downs

- 278 in 2002
- 273 in 2011
- 261 in 1976
- 256 in 2012
- 252 in 2009
- 251 in 1971
- 249 in 1989
- 248 in 1972
- 241 in 2008
- 238 in 2001

### Total Offense

- 5,338 in 2002
- 5,025 in 2011
- 4,836 in 1976
- 4,741 in 2009
- 4,734 in 2012
- 4,707 in 1989
- 4,682 in 1972
- 4,669 in 2000
- 4,642 in 2008
- 4,535 in 1971

### Field Goals Attempted

- 31 in 1972
- 27 in 1990
- 26 in 2002
- 25 in 2008
- 25 in 1987
- 24 in 1973
- 21 in 2004
- 21 in 2000
- 20 in 2013
- 20 in 2011
- 20 in 2009
- 20 in 2005
- 20 in 1994
- 20 in 1982
- 20 in 1981

### Touchdowns Rushing

- 30 in 1989
- 30 in 2002
- 27 in 2000
- 27 in 1976
- 26 in 2001
- 26 in 1977
- 26 in 1971
- 25 in 1996
- 25 in 1959
- 24 in 1980
- 24 in 1962

### Touchdowns Passing

- 28 in 2012
- 20 in 1997
- 20 in 1976
- 19 in 2013
- 19 in 2005
- 19 in 1983
- 18 in 1986
- 18 in 1971
- 17 in 2011
- 17 in 2008
- 17 in 1972

### Total Plays

- 1,022 in 2011
- 1,008 in 2002
- 925 in 1972
- 923 in 2012
- 923 in 1971
- 903 in 2013
- 896 in 2009
- 896 in 2007
- 889 in 1976
- 887 in 2004

### Touchdowns

- 50 in 2002
- 49 in 1976
- 45 in 1971
- 42 in 2005
- 41 in 2012
- 41 in 1996
- 41 in 1972
- 39 in 2001
- 39 in 2000
- 39 in 1989

### Points Scored

- 404 in 2002
- 369 in 1976
- 339 in 2005
- 322 in 1971
- 319 in 2012
- 314 in 1996
- 306 in 2000
- 304 in 2008
- 303 in 1896
- 298 in 2013

### Field Goals Made

- 20 in 1987
- 19 in 1990
- 18 in 2002
- 17 in 2008
- 15 in 1982
- 15 in 1973
- 14 in 2005
- 14 in 2000
- 14 in 1974
- 13 in 2013
- 13 in 2009



Dexter Green (24) rushed for 1,240 yards in 1977. Tom Boskey (96) was part of a defense that allowed just 270.5 yards per game.



# IOWA STATE FOOTBALL

## IOWA STATE ATTENDANCE RECORDS (SINCE 1968)

### Largest Home Crowds

- 56,800 vs. Iowa, 2013
- 56,800 vs. Northern Iowa, 2013
- 56,800 vs. Oklahoma State, 2013
- 56,800 vs. Kansas State, 2012
- 56,795 vs. Northern Iowa, 2007
- 56,585 vs. Oklahoma, 2012
- 56,390 vs. Texas, 2011
- 56,085 vs. Iowa, 2011
- 55,783 vs. Western Illinois, 2012
- 55,518 vs. Northern Iowa, 2006

### Largest Road Crowds

- 100,142 at Texas, 2010
- 100,018 at Texas, 2012
- 90,201 at Tennessee, 1982
- 88,872 at Texas, 2006
- 86,172 at Texas A&M, 2005
- 85,938 at Nebraska, 2009
- 85,661 at Texas A&M, 2001
- 84,776 at Oklahoma, 2013
- 84,703 at Nebraska, 2007
- 84,326 at Oklahoma, 2011

### Record Crowds vs. Big 12 Opponents

- Baylor**  
Home: 45,992 (2005)  
Road: 46,825 (2013)
- Kansas**  
Home: 54,081 (2013)  
Road: 51,050 (2007)
- Kansas State**  
Home: 56,800 (2012)  
Road: 52,542 (2013)
- Oklahoma**  
Home: 56,585 (2012)  
Road: 84,776 (2013)
- Oklahoma State**  
Home: 56,800 (2013)  
Road: 47,554 (2004)
- Texas**  
Home: 56,390 (2011)  
Road: 100,142 (2010)
- Texas Christian**  
Home: 54,922 (2013)  
Road: 35,185 (1995)
- Texas Tech**  
Home: 51,842 (2002)  
Road: 59,260 (2011)
- West Virginia**  
Home: 53,792 (2012)  
Road: 33,735 (2013)

### Clyde Williams Field

Year	Home Att.	Home Avg.	Season Att.	Season Avg.
1968	122,261	24,452	297,427	29,743
1969	127,352	25,470	341,441	34,144
1970	110,185	27,537	355,315	32,301
1971	139,042	27,805	402,273	33,539
1972	166,106	33,221	431,061	35,922
1973	158,482	31,696	430,179	39,107
1974	162,456	32,419	403,101	36,646

### Jack Trice Stadium

Year	Home Att.	Home Avg.	Season Att.	Season Avg.
1975	198,869	39,774	448,385	40,763
1976	245,885	40,981	464,996	42,272
1977	264,362	44,060	541,111	45,093
1978	246,024	49,205	537,567	44,797
1979	272,732	45,455	577,120	52,465
1980	300,584	50,097	536,049	48,731
1981	353,800	50,114	577,265	52,473
1982	259,531	51,906	583,547	53,049
1983	344,943	49,278	561,742	51,067
1984	246,868	49,374	506,652	46,059
1985	346,062	43,258	514,689	46,699
1986	234,974	39,162	434,529	39,478
1987	240,990	40,165	424,638	38,603
1988	262,413	43,736	496,414	45,129
1989	264,141	44,023	461,906	41,991
1990	265,627	44,271	509,523	46,320
1991	249,935	41,656	475,495	43,227
1992	225,490	37,582	454,586	41,326
1993	213,303	35,551	443,955	40,360
1994	212,760	35,460	465,153	42,287
1995	262,187	37,455	449,143	40,831
1996	260,224	43,371	498,571	45,325
1997	182,433	36,487	467,390	42,490
1998	211,085	35,181	514,823	46,802
1999	233,578	38,930	467,240	42,476
2000	252,122	42,020	491,499	44,682
2001	271,034	45,172	542,868	49,352
2002	307,728	43,961	720,207	51,443
2003	313,757	44,822	550,038	45,836
2004	249,106	41,518	524,420	43,701
2005	280,232	46,705	603,972	50,331
2006	323,197	46,171	654,691	54,558
2007	346,233	49,462	597,149	49,762
2008	284,571	47,429	545,695	45,475
2009	277,453	46,242	556,063	42,774
2010	317,767	45,395	653,708	54,475
2011	321,880	53,647	695,010	53,462
2012	386,917	55,274	698,299	53,715
2013	332,165	55,361	627,547	52,296







## JACK TRICE STADIUM RECORDS

### Individual Records

**Most Yards Rushing**

378, Troy Davis vs. Missouri, 1996

**Most Passing Yards**

476, Brandon Weeden, Oklahoma State, 2011

**Most Touchdown Passes**

6, Graham Harrell, Texas Tech, 2006

**Most Yards Receiving**

223, Marcus Harris, Wyoming, 1996

**Most Yards Total Offense**

493, Seneca Wallace vs. Missouri, 2002

**Most Touchdowns Scored**

5, Troy Davis vs. UNI, 1996

5, Troy Davis vs. UNLV, 1995

5, Joe Henderson vs. Kansas, 1988

**Most Touchdowns Pass/Run**

6, Graham Harrell, Texas Tech, 2006

**Most Field Goals**

5, Bret Culbertson vs. Iowa, 2007

5, Jeff Shudak vs. Missouri, 1990

**Most Points Scored**

30, Troy Davis vs. UNI, 1996

30, Troy Davis vs. UNLV, 1995

30, Joe Henderson vs. Kansas, 1988

### Team Records

**Most Yards Rushing**

586 vs. UNLV, 1995

**Most Yards Passing**

476, Oklahoma State, 2011

**Most Yards Total Offense**

648 vs. UNLV, 1995

**Most Points**

69 vs. Colorado State, 1980

### Longest Plays

**Rushing**

91\*, Graston Norris vs. UNLV, 1995

87, Byron Coston, Rice, 1994

**Passing**

97\*, Sam Richardson to Quenton Bundrage, vs. Texas, 2013

90\*, Jammal Lord to Ross Pilkington, Nebraska, 2002

90\*, Todd Doxzon to Ed Williams vs. Oklahoma, 1995

90\*, Eric Moore to P.J. Mills, Oklahoma, 1995

**Punt**

80, Judge Johnston vs. Nebraska, 1988

**Punt Return**

94\*, David Allen, Kansas State, 1999

**Kickoff Return**

100\*, Reggie Dunn, Utah, 2010

100\*, Mark Bradley, Oklahoma, 2003

98\*, DeVondrick Nealy, vs. TCU, 2013

95\*, Luther Blue vs. Nebraska, 1976

**Field Goal**

62, Dave Lawson, Air Force, 1975

**Interception Return**

94\*, Jeremy Reeves vs. UNI, 2010

94\*, Dustin Avey vs. Colorado, 1997

**\*Scored touchdown**

All-American tailback Troy Davis (1994-96) equalled a Jack Trice Stadium record with five touchdowns against UNLV in 1995 and UNI in 1996.



# IOWA STATE FOOTBALL

## OPPONENT RECORDS

### Individual

#### Most Rushing Attempts

53, Steve Owens, Oklahoma, 1969

#### Most Yards Rushing

350, Ricky Williams, Texas, 1998

#### Most Passing Attempts

65, B.J. Symons, Texas Tech, 2003

#### Most Pass Completions

45, B.J. Symons, Texas Tech, 2003

#### Most Passing Yards

487, B.J. Symons, Texas Tech, 2003

#### Most Receptions

16, Marcus Harris, Wyoming, 1996

#### Most Receiving Yards

223, Marcus Harris, Wyoming, 1996

#### Most Yards Total Offense

529, B.J. Symons, Texas Tech, 2003

#### Most Points

30, Ricky Williams, Texas, 1998

#### Most Touchdowns Rushing

5, Ricky Williams, Texas, 1998

#### Most Touchdowns Passing

6, Graham Harrell, Texas Tech, 2006

#### Most Field Goals

4, Eight times  
Most Recent: Mike Hunnicutt, Oklahoma, 2011

#### Most Interceptions

3, C.J. Masters, Kansas State, 1992  
3, Lloyd Brinkman, Missouri, 1945

#### Most TD Responsible For

(run, pass, recovery, return)  
6, Graham Harrell, Texas Tech, 2006  
6, Gerry Gdowski, Nebraska, 1989

#### Most Punt Return Yardage

149, Roger Wehrl, Missouri, 1968

### Longest Plays

#### Rushing

90, Harry Ice, Missouri, 1941

#### Passing

95, Zac Robinson to Jeremy Broadway, Oklahoma St., 2008

#### Interception Return

93, Bo Ruud, Nebraska, 2007

#### Punt Return

94, David Allen, Kansas State, 1999

#### Kickoff Return

100, Reggie Dunn, Utah, 2010  
100, Mark Bradley, Oklahoma, 2003

#### Field Goal

62, Dave Lawson, Air Force, 1975

#### Punt

91, Wahoo McDaniel, Oklahoma, 1958

### Team

#### Most Points

77, Nebraska, 1997

#### Most Rushing Yards

624, Nebraska, 1995

#### Most Passing Yards

535, Texas Tech, 2003

#### Most Yards Total Offense

776, Nebraska, 1995





# IOWA STATE FOOTBALL

## SPECIAL EVENT RECORDS

### On Television (Since 1996)

Date	Opponent	Network
9-7-96	Wyoming	FSN
9-14-96	at Iowa	ABC
10-12-96	Texas A&M	FSN
8-30-97	Oklahoma State	FSN
9-6-97	at Wyoming	Regional TV
9-13-97	at Minnesota	FSN
9-20-97	Iowa	ABC
11-8-97	Colorado	FSN
11-15-97	at Nebraska	FSN
11-22-97	Kansas State	FSN
9-5-98	TCU	Big 12
9-12-98	at Iowa	ESPN2
9-26-98	Texas Tech	Big 12
9-11-99	Iowa	FSN
9-25-99	Kansas State	Big 12
10-9-99	at Nebraska	FSN
10-16-99	at Missouri	FSN
10-30-99	Texas	Big 12
9-2-00	Ohio	Big 12
9-16-00	at Iowa	ESPN
10-7-00	Nebraska	ABC
10-21-00	Texas A&M	ABC

10-28-00	Missouri
11-4-00	at Kansas State
11-11-00	at Colorado
12-28-00	vs. Pittsburgh
10-6-01	at Nebraska
11-10-01	Colorado
11-17-01	at Kansas
11-24-01	Iowa
12-27-01	vs. Alabama
8-24-02	vs. Florida State
8-31-02	Kansas
9-14-02	at Iowa
9-28-02	Nebraska
10-12-02	Texas Tech
10-19-02	at Oklahoma
10-26-02	at Texas
11-9-02	at Kansas State
11-16-02	at Colorado
12-31-02	at Boise State
9-13-03	Iowa
10-4-03	Oklahoma
10-18-03	Texas
10-25-03	at Nebraska
11-29-03	at Missouri
9-11-04	at Iowa
9-18-04	Northern Illinois
10-9-04	Texas A&M
10-16-04	at Colorado
11-20-04	at Kansas State
11-27-04	Missouri
12-28-04	vs. Miami University
9-10-05	Iowa
9-23-05	at Army
10-1-05	at Nebraska
10-29-05	at Texas A&M
11-12-05	Colorado
11-26-05	at Kansas
12-31-05	vs. TCU
8-31-06	Toledo
9-16-06	at Iowa
9-23-06	at Texas
10-7-06	Nebraska
10-14-06	at Oklahoma
9-15-07	Iowa
10-13-07	Texas
10-20-07	Oklahoma
11-3-07	Kansas State
11-10-07	Colorado
11-17-07	at Kansas
8-28-08	South Dakota State
9-13-08	at Iowa
9-20-08	at UNLV
10-4-08	Kansas
10-11-08	at Baylor

FSN	10-18-08	Nebraska
Big 12	10-25-08	Texas A&M
Big 12	11-1-08	at Oklahoma State
ESPN	11-8-08	at Colorado
FSN	11-15-08	Missouri
FSN	11-22-08	at Kansas State
FSN	9-3-09	North Dakota State
FSN	9-12-09	Iowa
ESPN	10-3-09	vs. Kansas State
FSN	10-10-09	at Kansas
FSN	10-24-09	at Nebraska
ESPN2	11-7-09	Oklahoma State
ABC	12-31-09	vs. Minnesota
TBS	9-2-10	Northern Illinois
ABC	9-11-10	at Iowa
ABC	9-18-10	vs. Kansas State
TBS	9-25-10	Northern Iowa
FSN	10-2-10	Texas Tech
ESPN	10-9-10	Utah
FSN	10-16-10	at Oklahoma
TBS	10-23-10	at Texas
FSN PPV	11-6-10	Nebraska
FSN PPV	11-13-10	at Colorado
ABC	11-20-10	Missouri
ESPN	9-10-11	Iowa
FSN	9-16-11	at Connecticut
FSN PPV	10-1-11	Texas
FSN	10-8-11	at Baylor
FSN	10-22-11	Texas A&M
ABC	10-29-11	at Texas Tech
FSN	11-5-11	Kansas
ESPN	11-18-11	Oklahoma State
ESPN2	11-26-11	at Oklahoma
ABC	12-3-11	at Kansas State
ABC	12-30-11	vs. Rutgers
FSN	9-1-12	Tulsa
FSN	9-8-12	at Iowa
ESPN2	9-15-12	Western Illinois
Mediacom	9-29-12	Texas Tech
ESPN	10-6-12	at TCU
ABC	10-13-12	Kansas State
ABC	10-20-12	at Oklahoma State
FSN	10-27-12	Baylor
VERSUS	11-3-12	Oklahoma
FSN	11-10-12	at Texas
FSN	11-17-12	at Kansas
VERSUS	11-23-12	West Virginia
FCS	12-31-12	vs. Tulsa
ABC	8-31-13	vs. Northern Iowa
FCS	9-14-13	vs. Iowa
BTN	9-26-13	at Tulsa
the Mtn.	10-3-13	vs. Texas
VERSUS	10-12-13	at Texas Tech
FCS	10-19-13	at Baylor

VERSUS	10-26-13	vs. Oklahoma State	FSN
FCS	11-2-13	at Kansas State	FS1
ABC	11-9-13	vs. TCU	FSN
VERSUS	11-16-13	at Oklahoma	FS1
FSN	11-23-13	vs. Kansas	FS1
FCS	11-30-13	at West Virginia	FS1

### ISU Teams In AP Top 25

The following are the dates that Iowa State ranked among The Associated Press' Top 25.

Year	Date	Rank	Record
1938	Oct. 31	18th	6-0-0
1972	Oct. 2	20th	3-0-0
	Oct. 9	18th	3-0-0
	Oct. 16	20th	3-1-0
	Oct. 23	15th	4-1-0
	Oct. 30	14th	5-1-0
	Nov. 6	17th	5-2-0
	Nov. 13	12th	5-2-1
	Nov. 20	17th	5-3-1
1976	Oct. 18	16th	5-1-0
	Nov. 15	14th	8-2-0
	Jan. 4	19th	8-3-0
1977	Oct. 17	16th	5-1-0
	Oct. 31	19th	6-2-0
1978	Preseason	20th	
	Sept. 11	19th	1-0-0
	Sept. 18	20th	2-0-0
	Sept. 25	17th	3-0-0
	Oct. 2	15th	4-0-0
	Oct. 9	20th	4-1-0
	Nov. 20	20th	8-3-0
	Nov. 27	19th	8-3-0
	Dec. 4	19th	8-3-0
1980	Oct. 13	19th	5-0-0
1981	Sept. 28	20th	3-0-0
	Oct. 5	12th	3-0-1
	Oct. 19	14th	4-1-1
	Oct. 26	11th	5-1-1
2000	Jan. 3	25th	9-3-0
2002	Sept. 16	21st	3-1-0
	Sept. 23	19th	4-1-0
	Sept. 30	15th	5-1-0
	Oct. 7	11th	5-1-0
	Oct. 14	9th	6-1-0
	Oct. 21	17th	6-2-0
	Oct. 28	22nd	6-3-0
	Nov. 4	21st	7-3-0
2005	Sept. 23	22nd	2-0
	Oct. 1	23rd	3-0







# IOWA STATE FOOTBALL

## SPECIAL EVENT RECORDS

### Extreme Temperatures


High (Fahrenheit)	Opponent (Date)
102	..... at Iowa (9-10-1994)
97	..... vs. Denver (9-17-1955)
94	..... at Rice (9-25-1993)
93	..... at Nebraska (10-5-1963)
92	..... vs. Northern Iowa (8-31-2013)
91	..... at Texas (9-23-2006)
91	..... vs. Tennessee Tech (9-7-2002)
90	..... at Tulsa (9-26-2013)
90	..... at Northwestern (9-29-1956)
88	..... vs. Iowa (9-10-2005)
88	..... at Texas Tech (10-6-2007)
88	..... at UNLV (9-20-2008)
88	..... at Iowa (9-12-1998)
88	..... vs. Oklahoma State (8-30-1997)
87	..... at Baylor (10-8-11)
87	..... vs. Tulane (9-10-1988)
87	..... vs. Baylor (9-17-1988)
86	..... vs. Illinois State (9-3-2005)
86	..... at Baylor (9-30-2000)
86	..... vs. Indiana State (9-2-1999)
86	..... at Texas (10-3-1998)
86	..... at Rice (9-28-1991)
86	..... at Texas (9-22-1979)
85	..... at Baylor (10-11-1988)
85	..... at TCU (9-9-1995)
85	..... vs. Northern Iowa (9-8-1990)
85	..... vs. Tulsa (9-1-2012)

Low (Fahrenheit)	Opponent (Date)
8	..... vs. Kansas (11-23-2013)
17 (15-20 N, WCI -15)	..... vs. Colorado (11-23-1991)
19	..... at Colorado (11-11-2000)
20	..... at Villanova (11-24-1956)
20	..... vs. San Jose State (11-14-1959)
20 (WCI 11)	..... vs. Missouri (11-10-1979)
21	..... vs. Kansas State (11-11-1995)
22 (7 N)	..... vs. Oklahoma State (11-23-1985)
22 (16 NW, WCI -3)	..... at Missouri (11-2-1991)
25	..... vs. Kansas State (11-6-1993)
26	..... vs. Nebraska (11-13-1976)
28 (23 N)	..... at Nebraska (11-9-1985)
28 (WCI 0)	..... vs. Kansas (11-18-2000)
28 (WCI 21)	..... vs. Kansas State (11-8-2003)
31 (20-25 N)	..... vs. Kansas State (11-10-1984)

### Iowa State Night Games at Jack Trice Stadium

Iowa State is 30-18 all-time at night in Jack Trice Stadium.

Date	Opponent	Result	Attendance	TV
10-20-1984	Oklahoma	L, 10-12	50,977	ESPN
9-10-1988	Tulane	W, 30-13	41,780	
9-9-1989	Ohio	W, 28-3	41,614	
9-2-1993	Northern Illinois	W, 54-10	35,706	
8-31-1995	Ohio	W, 36-21	32,817	
9-7-1996	Wyoming	L, 38-41 (ot)	44,511	Big 12
8-30-1997	Oklahoma State	L, 14-21	43,841	Big 12
9-2-1999	Indiana State	W, 33-7	33,936	
9-11-1999	Iowa	W, 17-10	50,402	FSN
10-28-2000	Missouri	W, 39-20	46,599	
9-8-2001	Northern Iowa	W, 41-0	47,092	
11-10-2001	Colorado	L, 27-40	39,024	FSN
9-7-2002	Tennessee Tech	W, 58-6	40,155	
9-21-2002	Troy State	W, 42-12	44,896	
10-12-2002	Texas Tech	W, 31-17	51,842	TBS
8-30-2003	Northern Iowa	W, 17-10	48,088	
10-4-2003	Oklahoma	L, 7-53	49,670	TBS
10-9-2004	Texas A&M	L, 3-34	44,307	FSN
9-3-2005	Illinois State	W, 32-21	44,058	
11-12-2005	Colorado	W, 30-16	49,242	FSN
8-31-2006	Toledo	W, 45-43 (3OT)	42,531	Mediacom
9-9-2006	UNLV	W, 16-10	45,795	
9-30-2006	Northern Iowa	W, 28-27	55,518	
10-7-2006	Nebraska	L, 14-28	55,338	ABC
8-30-2007	Kent State	L, 14-23	47,313	
9-8-2007	Northern Iowa	L, 13-24	56,795	
8-28-2008	South Dakota State	W, 44-17	46,617	FCS
9-6-2008	Kent State	W, 48-28	49,805	
10-25-2008	Texas A&M	L, 35-49	45,495	FCS
11-15-2008	Missouri	L, 20-52	46,013	FSN
9-3-2009	North Dakota State	W, 34-17	48,831	Mediacom
9-26-2009	Army	W, 31-10	50,532	
10-17-2009	Baylor	W, 24-10	42,253	
9-2-2010	Northern Illinois	W, 27-10	43,116	FSN
9-25-2010	Northern Iowa	W, 27-0	48,874	Mediacom
10-2-2010	Texas Tech	W, 52-36	43,162	FCS
10-9-2010	Utah	L, 27-68	43,195	FCS
11-20-2010	Missouri	L, 0-14	41,776	FSN
9-3-2011	Northern Iowa	W, 20-19	54,672	
10-1-2011	Texas	L, 14-37	56,390	FX
11-18-2011	Oklahoma State	W, 37-31 (2OT)	52,027	ESPN
9-15-2012	Western Illinois	W, 37-3	55,783	Cyclones.TV
9-29-2012	Texas Tech	L, 13-24	54,149	FCS
10-27-2012	Baylor	W, 35-21	54,877	FSN
8-31-2013	Northern Iowa	L, 20-28	56,800	Cyclones.TV
9-14-2013	Iowa	L, 21-27	56,800	FS1
10-3-2013	Texas	L, 30-31	52,762	ESPN
11-23-2013	Kansas	W, 34-0	54,081	FS1





# IOWA STATE FOOTBALL

## SPECIAL EVENT RECORDS

### Season-Opener Results (86-32-4)

Year	Site	W/L/T	Score	Opponent
1892	H	T	6-6	State Center
1893	H	L	6-36	Grinnell
1894	N	W	46-0	Fort Dodge
1895	A	L	10-12	Butte AC
1896	N	W	46-0	Iowa Falls
1897	H	W	10-0	Nebraska
1898	H	W	10-0	Rush Medical
1899	A	W	23-0	Panora
1900	H	W	16-0	William Penn
1901	N	T	0-0	Grinnell
1902	H	W	35-0	Still College
1903	H	W	16-0	Highland Park
1904	H	W	22-0	Coe
1905	H	W	29-0	Coe
1906	H	W	81-0	Cornell
1907	H	W	18-0	Coe
1908	H	W	18-0	Morningside
1909	H	W	11-5	Coe
1910	H	W	12-0	Coe
1911	A	L	0-5	Minnesota
1912	A	L	0-5	Minnesota
1913	A	W	6-0	Grinnell
1914	H	W	27-6	Coe
1915	H	W	31-0	Ellsworth
1916	H	W	19-0	Northern Iowa
1917	H	W	47-0	Simpson
1918	H	L	0-6	Camp Dodge
1919	H	W	3-0	Coe
1920	H	L	0-6	Coe
1921	H	W	28-3	Coe
1922	H	L	0-24	Coe
1923	H	W	14-6	Simpson
1924	H	W	23-13	Neb.-Wesleyan
1925	H	W	28-0	Simpson
1926	A	W	6-0	Washington (Mo.)
1927	A	L	0-6	Nebraska
1928	H	L	0-12	Nebraska
1929	H	W	27-7	Grinnell
1930	A	L	0-7	Illinois
1931	H	W	6-0	Simpson
1932	H	W	21-0	Simpson
1933	H	W	14-0	Central
1934	H	W	23-3	Luther
1935	H	T	6-6	Cornell
1936	H	T	0-0	Northern Iowa
1937	H	W	14-12	Northern Iowa
1938	A	W	14-7	Denver
1939	H	W	19-0	Coe
1940	H	W	27-0	Luther
1941	A	W	7-6	Denver
1942	A	W	7-0	Denver
1943	H	L	13-33	Iowa Pre-Flight
1944	H	W	49-0	Gustavus Adolphus
1945	A	L	6-18	Northwestern
1946	A	L	7-13	Colorado
1947	H	W	31-14	Northern Iowa
1948	H	W	27-7	Northern Iowa
1949	H	W	64-0	Dubuque
1950	H	W	14-7	Colorado
1951	H	W	53-21	Wayne
1952	H	W	57-19	South Dakota State
1953	H	W	35-0	South Dakota
1954	H	W	34-6	South Dakota State
1955	H	L	7-19	Denver
1956	A	W	13-10	Denver
1957	H	W	10-0	Denver
1958	H	W	33-0	Drake
1959	A	W	41-0	Drake
1960	H	W	46-0	Drake
1961	A	W	21-0	Drake
1962	H	W	14-7	Drake
1963	A	L	8-15	California
1964	H	W	25-0	Drake
1965	H	W	21-0	Drake
1966	A	L	10-20	Wisconsin
1967	A	L	3-34	South Carolina
1968	H	W	28-10	Buffalo
1969	A	L	13-14	Syracuse
1970	A	W	32-3	New Mexico
1971	H	W	24-7	Idaho
1972	A	W	41-0	Colorado State
1973	H	W	48-0	Idaho
1974	A	L	3-24	Texas Tech
1975	A	L	21-39	UCLA
1976	H	W	58-14	Drake
1977	H	W	35-9	Wichita State
1978	A	W	23-19	Rice
1979	H	W	38-10	Bowling Green
1980	H	W	42-7	NE Louisiana
1981	H	W	17-13	West Texas State
1982	A	L	21-23	Tennessee
1983	H	L	10-51	Iowa
1984	A	L	21-59	Iowa
1985	H	W	10-3	Utah State
1986	A	L	7-43	Iowa
1987	A	L	12-25	Tulane
1988	H	W	30-13	Tulane*
1989	H	W	28-3	Ohio*
1990	H	W	35-6	Northern Iowa
1991	H	W	42-13	Eastern Illinois
1992	H	W	35-9	Ohio
1993	H	W	54-10	Northern Illinois*
1994	H	L	14-28	Northern Iowa
1995	H	W	36-21	Ohio*
1996	H	L	38-41 (OT)	Wyoming*
1997	H	L	14-21	Oklahoma State*
1998	H	L	21-31	TCU
1999	H	W	33-7	Indiana State*
2000	H	W	25-15	Ohio
2001	H	W	41-0	Northern Iowa*
2002	N	L	31-38	Florida State*
2003	H	W	17-10	Northern Iowa*
2004	H	W	23-0	Northern Iowa
2005	H	W	32-21	Illinois State*
2006	H	W	45-43 (3OT)	Toledo*
2007	H	L	14-23	Kent State*
2008	H	W	44-17	South Dakota State*
2009	H	W	34-17	North Dakota State*
2010	H	W	27-10	Northern Illinois*
2011	H	W	20-19	Northern Iowa*
2012	H	W	38-23	Tulsa
2013	H	L	20-28	Northern Iowa*

### Homecoming (38-57-6)

Year	W/L/T	Score	Opponent
1912	L	7-20	Iowa
1913	L	9-18	Nebraska
1914	L	6-26	Iowa
1915	L	0-21	Nebraska
1916	L	16-19	Iowa
1917	W	10-7	Kansas State
1918		No game - flu epidemic	
1919	W	46-0	Kansas State
1920	L	10-14	Iowa
1921	L	3-35	Nebraska
1922	L	3-6	Missouri
1923	L	14-26	Nebraska
1924	L	0-7	Missouri
1925	T	9-9	Grinnell
1926	W	13-7	Drake
1927	W	12-7	Kansas State
1928	W	13-0	Oklahoma
1929	L	0-33	Kansas
1930	L	13-19	Oklahoma
1931	W	20-0	Missouri
1932	L	0-26	Kansas
1933	W	14-7	Missouri
1934	T	0-0	Kansas
1935	T	6-6	Missouri
1936	T	7-7	Oklahoma
1937	L	0-12	Missouri
1938	W	21-7	Kansas
1939	L	6-21	Missouri
1940	L	7-20	Oklahoma
1941	L	13-39	Missouri
1942	L	7-14	Oklahoma
1943	L	7-25	Missouri
1944	L	7-12	Oklahoma
1945	W	27-7	Nebraska
1946	L	0-63	Oklahoma
1947	L	7-26	Missouri
1948	W	18-7	Colorado
1949	W	25-21	Kansas State
1950	L	21-33	Kansas
1951	W	32-6	Kansas State
1952	L	12-21	Colorado
1953	W	13-6	Missouri
1954	L	0-20	Colorado
1955	L	7-9	Kansas State
1956	L	0-52	Colorado
1957	L	10-14	Kansas State
1958	L	0-20	Colorado
1959	W	26-0	Kansas State
1960	L	6-21	Colorado
1961	W	31-7	Kansas State
1962	L	8-29	Kansas
1963	W	33-28	Oklahoma State
1964	L	7-14	Colorado
1965	W	14-10	Oklahoma State
1966	L	21-41	Colorado
1967	L	7-23	Missouri
1968	L	25-46	Kansas
1969	W	44-20	Kansas
1970	L	28-29	Oklahoma
1971	W	40-24	Kansas
1972	L	6-20	Oklahoma
1973	L	20-22	Kansas
1974	W	23-18	Kansas State
1975	L	27-28	Colorado
1976	W	45-14	Kansas State
1977	W	41-3	Kansas
1978	W	24-0	Kansas State
1979	L	7-24	Kansas
1980	W	31-7	Kansas State
1981	W	34-13	Missouri
1982	L	3-9	Kansas State
1983	W	22-10	Colorado
1984	L	10-12	Oklahoma*
1985	W	22-21	Kansas
1986	W	21-10	Wyoming
1987	L	10-42	Colorado
1988	W	42-14	Kansas
1989	L	17-52	Colorado
1990	T	34-34	Kansas
1991	T	6-6	Oklahoma State
1992	L	47-50	Kansas
1993	W	20-17	Oklahoma State
1994	L	23-41	Kansas
1995	L	28-50	Colorado
1996	W	45-31	Missouri
1997	W	24-17	Baylor
1998	L	19-35	Missouri
1999	L	41-44	Texas
2000	L	7-30	Texas A&M
2001	W	28-14	Oklahoma State
2002	W	31-17	Texas Tech*
2003	L	19-40	Texas
2004	L	3-34	Texas A&M*
2005	W	37-10	Oklahoma State
2006	L	26-42	Texas Tech
2007	L	7-17	Oklahoma
2008	L	35-49	Texas A&M*
2009	W	24-10	Baylor*
2010	W	28-16	Kansas
2011	L	17-33	Texas A&M
2012	W	35-21	Baylor*
2013	L	17-21	TCU

\*Night games



# IOWA STATE FOOTBALL

## CAREER COACHING RECORDS

Coach	Tenure	Yrs	CONFERENCE GAMES				Pct	ALL GAMES			
			W	L	T	Pct		W	L	T	Pct
Ira C. Brownlie	1892	1					1	0	1	.750	
W.F. Finney	1893	1					0	3	0	.000	
Bert German	1894	1					5	1	0	.833	
Glenn "Pop" Warner	1895-99	4 1/3					18	8	0	.692	
Joe Meyers	1899	2/3					4	4	1	.500	
C.E. Woodruff	1900	1					2	5	1	.313	
Edgar Clinton	1901	1					2	6	2	.300	
A.W. Ristine	1902-06	5					36	10	1	.766	
Clyde Williams	1907-12	6	8	5	2	.600	33	14	2	.694	
Homer C. Hubbard	1913-14	2	4	3	1	.571	8	7	0	.533	
Charles Mayser	1915-19	5	10	4	2	.688	21	11	2	.647	
Norman C. Paine	1920	1	3	2	0	.600	4	4	0	.500	
Maury Kent	1921	1	3	4	0	.429	4	4	0	.500	
Sam F. Willaman	1922-25	4	11	10	2	.522	14	15	3	.484	
Noel Workman	1926-30	5	8	17	2	.296	11	27	3	.305	
George Veenker	1931-36	6	7	18	4	.310	21	22	8	.490	
Jim Yeager	1937-40	4	7	12	1	.375	16	19	1	.458	
Ray Donels	1941-42	1 1/3	1	4	1	.250	3	8	1	.292	
Mike Michalske	1942-46	4 2/3	8	9	2	.474	18	18	3	.500	
Abe Stuber	1947-53	7	12	28	1	.305	24	38	3	.393	
Vince DiFrancesca	1954-56	3	2	15	1	.139	6	21	1	.232	
Jim Myers	1957	1	2	4	0	.333	4	5	1	.450	
Clay Stapleton	1958-67	10	22	43	2	.343	42	53	4	.444	
John Majors	1968-72	5	9	25	1	.271	24	30	1	.445	
Earle Bruce	1973-78	6	18	24	0	.429	36	32	0	.529	
Donnie Duncan	1979-82	4	7	19	2	.286	18	24	2	.432	
Jim Criner	1983-86	3 4/5	8	16	2	.346	16	24	2	.405	
Chuck Banker	1986	1/5	1	1	0	.500	1	1	0	.500	
Jim Walden	1987-94	8	16	37	3	.313	28	57	3	.335	
Dan McCarney	1995-2006	12	27	68	0	.284	56	85	0	.397	
Gene Chizik	2007-2008	2	2	14	0	.143	5	19	0	.208	
Paul Rhoads	2009-	5	14	29	0	.326	27	36	0	.429	
<b>TOTALS</b>	<b>1892-2013</b>	<b>122</b>	<b>210</b>	<b>411</b>	<b>29</b>	<b>.346</b>	<b>508</b>	<b>611</b>	<b>46</b>	<b>.456</b>	



**Gene Chizik**  
2007-08



**Paul Rhoads**  
2009-



**Jim Walden**  
1987-94



**Dan McCarney**  
1995-2006



**Ray Donels**  
1941-42



**Clay Stapleton**  
1958-67



**John Majors**  
1968-72



**Earle Bruce**  
1973-78



**Donnie Duncan**  
1979-82



**Jim Criner**  
1983-86





# IOWA STATE FOOTBALL

## ALL-TIME RESULTS

### 1892 (1-0-1)

**Coach:** Ira C. Brownlie

**Captain:** Ira C. Brownlie

Date	Opponent	Result
	STATE CENTER	T, 6-6
	DES MOINES Y	W, 30-0

### 1893 (0-3)

**Coach:** W.F. Finney

**Captain:** Ed Mellinger

Date	Opponent	Result
	GRINNELL	L, 6-36
	CORNELL	L, 6-14
	GRINNELL	L, 2-6

### 1894 (5-1)

**Coach:** Bert German

**Captain:** Bert German

Date	Opponent	Result
S2	*Fort Dodge	W, 46-0
S3	at Des Moines Y	W, 18-4
S29	at Grinnell	L, 6-12
O1	at Iowa	W, 16-8
O13	at Simpson	W, 28-0
N9	PANORA	W, 66-0

\*at Webster City

### 1895 (3-3)

**Coach:** Glenn "Pop" Warner

**Captain:** Ed Mellinger

Date	Opponent	Result
S15	*at Butte AC	L, 10-12
S28	at Northwestern	W, 36-0
S30	at Wisconsin	L, 6-12
O12	at Sioux City Athletics	W, 6-0
O19	at Minnesota	L, 0-24
O28	at Iowa	W, 24-0

\*at Butte, Mont.

### 1896 (8-2)

**Coaches:** Glenn "Pop" Warner, Bert German

**Captain:** James W. Wilson

Date	Opponent	Result
S4	*Iowa Falls	W, 46-0
S5	*Cornell	W, 50-0
O2	at Missouri	W, 12-0
O17	*at Des Moines Y	W, 24-16
O24	at Minnesota	L, 6-18
O30	SIMPSON	W, 44-0
N7	#Grinnell	W, 40-0
N19	at Nebraska	L, 4-12
N21	at Des Moines Y	W, 15-0
N28	at Eldora	W, 62-0

\*at Eldora; #at Des Moines

### 1897 (3-1)

**Coaches:** Glenn "Pop" Warner, Bert German

**Captain:** none

Date	Opponent	Result
O8	NEBRASKA	W, 10-0
O 23	at Minnesota	W, 12-10
O30	at Grinnell	L, 6-12
N5	at Iowa	W, 12-0

### 1898 (3-2)

**Coach:** Glenn "Pop" Warner

**Captain:** Simon Tarr

Date	Opponent	Result
O1	RUSH MEDICAL	W, 10-0
O8	at Nebraska	L, 10-23
O15	at Kansas	L, 6-11
O22	at Minnesota	W, 6-0
O29	DRAKE	W, 17-16

### 1899 (5-4-1)

**Coaches:** Glenn "Pop" Warner, Joe Meyers

**Captain:** C.J. Griffith

Date	Opponent	Result
S16	at Panora	W, 23-0
S30	at Cornell	W, 32-0
O6	NEBRASKA	W, 34-0
O11	at Simpson	W, 18-0
O14	*South Dakota	W, 11-6
O21	at Minnesota	L, 0-6
O28	at Iowa	L, 0-5
N4	#Grinnell	L, 0-15
N11	at Northern Iowa	T, 0-0
N18	at Grinnell	L, 0-6

\*at Sioux City; #at Des Moines

### 1900 (2-5-1)

**Coach:** C.E. Woodruff

**Captain:** L.M. Chambers

Date	Opponent	Result
S29	WILLIAM PENN	W, 16-0
O6	at Minnesota	L, 0-27
O13	at Nebraska	L, 0-30
O27	SIMPSON	T, 0-0
N3	at Grinnell	L, 5-22
N10	at Drake	L, 0-16
N17	NORTHERN IOWA	L, 0-5
N24	CORNELL	W, 17-0

### 1901 (2-6-2)

**Coach:** Edgar Clinton

**Captain:** William Scholty

Date	Opponent	Result
S28	*Grinnell	T, 0-0
O5	STILL COLLEGE	W, 23-0
O12	at Northern Iowa	T, 0-0
O18	at Iowa	L, 0-6
O26	at Nebraska	L, 0-17
N2	GRINNELL	L, 0-23
N9	at Wisconsin	L, 0-45
N16	DRAKE	L, 5-12
N21	CORNELL	W, 28-12
N28	at Simpson	L, 0-12

\*played at Marshalltown

### 1902 (6-3-1)

**Coach:** A.W. Ristine

**Captain:** Fred Byl

Date	Opponent	Result
S28	STILL COLLEGE	W, 35-0
O4	at Minnesota	L, 0-16
O11	at Northern Iowa	W, 52-0
O18	GRINNELL	W, 23-0
O25	at Cornell	L, 15-17
N1	at Iowa	L, 6-12
N8	COE	W, 53-0
N15	at Drake	T, 0-0
N22	at William Penn	W, 44-0
N28	at Simpson	W, 18-11

### 1903 (8-1)

**Coach:** A.W. Ristine

**Captain:** Preston Daniels

Date	Opponent	Result
S25	HIGHLAND PARK	W, 16-0
O6	at Omaha Light Guards	W, 18-0
O10	at Minnesota	L, 0-46
O17	COE	W, 36-5
O31	SOUTH DAKOTA	W, 23-0
N7	at Grinnell	W, 41-6
N14	at Simpson	W, 11-2
N20	at Cornell	W, 41-0
N26	at Drake	W, 16-0

### 1904 (7-2)

**Coach:** A.W. Ristine

**Captain:** Preston Daniels

Date	Opponent	Result
O1	COE	W, 22-0
O8	NORTHERN IOWA	W, 17-0
O15	at Minnesota	L, 0-32
O22	SIMPSON	W, 87-0
O29	at Iowa	L, 6-10
N5	GRINNELL	W, 40-0
N12	DES MOINES COLLEGE	W, 16-0
N18	CORNELL	W, 41-6
N24	at Drake	W, 19-0

### 1905 (6-3)

**Coach:** A.W. Ristine

**Captain:** Don Stoufer

Date	Opponent	Result
S30	COE	W, 29-0
O7	NORTHERN IOWA	W, 28-0
O14	at Minnesota	L, 0-42
O21	SIMPSON	W, 63-0
N4	at Nebraska	L, 0-21
N11	at Grinnell	W, 38-4
N18	COE	W, 28-6
N24	IOWA	L, 0-8
N30	at Drake	W, 17-12

### 1906 (9-1)

**Coach:** A.W. Ristine

**Captain:** R.E. Jeanson

Date	Opponent	Result
S29	CORNELL	W, 81-0
O5	COE	W, 36-0
O6	DES MOINES COLLEGE	W, 45-0
O13	MORNINGSIDE	W, 32-0
O20	at Nebraska	W, 14-2
O27	at Minnesota	L, 4-22
N3	SOUTH DAKOTA	W, 22-0
N17	GRINNELL	W, 25-6
N24	at Iowa	W, 2-0
N29	at Drake	W, 7-0

### 1907 (7-1)

**Coach:** Clyde Williams

**Captain:** Ralph McElhinney

Date	Opponent	Result
O4	COE	W, 18-0
O12	at Minnesota	L, 0-8
O19	at Morningside	W, 12-0
O26	CORNELL	W, 17-0
N2	at Nebraska	W, 13-10
N9	at Grinnell	W, 49-0
N23	IOWA	W, 20-14
N30	at Drake	W, 13-8



# IOWA STATE FOOTBALL

## ALL-TIME RESULTS



### 1908 (6-3)

**Coach:** Clyde Williams

**Captain:** E.W. Law

Date	Opponent	Result
S26	MORNINGSIDE	W, 18-0
O3	COE	W, 34-0
O10	at Minnesota	L, 10-15
O17	at Cornell	L, 0-6
O24	SOUTH DAKOTA	W, 26-0
O31	at Missouri	W, 16-0
N7	*Nebraska	L, 17-23
N14	GRINNELL	W, 53-0
N26	at Drake	W, 12-6

\*at Omaha, Neb.

### 1909 (4-3-1)

**Coach:** Clyde Williams

**Captain:** W.H. Willmarth

Date	Opponent	Result
O2	COE	W, 11-5
O9	at Minnesota	L, 0-18
O16	at Grinnell	W, 24-0
O23	MISSOURI	T, 6-6
O30	DES MOINES COLLEGE	W, 23-0
N6	CORNELL	W, 18-6
N13	at Iowa	L, 0-13
N25	at Drake	L, 0-11

### 1910 (4-4)

**Coach:** Clyde Williams

**Captain:** Cliff Scott

Date	Opponent	Result
O1	COE	W, 12-0
O8	at Minnesota	L, 0-49
O15	DES MOINES COLLEGE	W, 17-0
O22	at Missouri	W, 6-5
O29	MORNINGSIDE	L, 0-5
N5	IOWA	L, 0-2
N12	at Nebraska	L, 0-24
N24	at Drake	W, 2-0

### 1911 (6-1-1)

**Coach:** Clyde Williams

**Captain:** E.C. Harte

Date	Opponent	Result
S30	at Minnesota	L, 0-5
O7	COE	W, 25-0
O21	MISSOURI	W, 6-3
O28	at Grinnell	W, 21-6
N4	NEBRASKA	T, 6-6
N11	CORNELL	W, 15-0
N18	at Iowa	W, 9-0
N25	at Drake	W, 6-0





# IOWA STATE FOOTBALL

## ALL-TIME RESULTS

### 1912 (6-2)

**Coach:** Clyde Williams  
**Captain:** R.L. "Buck" Hurst

Date	Opponent	Result
O5	at Minnesota	L, 0-5
O12	SIMPSON	W, 24-7
O19	at Missouri	W, 29-0
O26	GRINNELL	W, 31-7
N2	MORNINGSIDE	W, 16-3
N9	at Cornell	W, 21-0
N16	IOWA	L, 7-20
N23	at Drake	W, 27-3

### 1913 (4-4)

**Coach:** Homer Hubbard  
**Captain:** Lynn Cowan

Date	Opponent	Result
S27	at Grinnell	W, 6-0
O4	at Minnesota	L, 0-25
O18	at Washington (Mo.)	W, 37-7
O25	MISSOURI	L, 13-21
N1	NEBRASKA	L, 9-18
N8	CORNELL	W, 14-0
N15	at Iowa	L, 7-45
N22	at Drake	W, 26-3

### 1914 (4-3)

**Coach:** Homer Hubbard  
**Captain:** Lew Reeve

Date	Opponent	Result
O3	COE	W, 27-6
O10	at Minnesota	L, 0-26
O24	at Missouri	W, 6-0
O31	at Nebraska	L, 7-20
N7	CORNELL	W, 69-0
N14	IOWA	L, 6-26
N21	at Drake	W, 52-0

### 1915 (6-2)

**Coach:** Charles Mayser  
**Captain:** Edward John

Date	Opponent	Result
S25	ELLSWORTH	W, 31-0
O2	SIMPSON	W, 27-0
O9	at Minnesota	L, 6-9
O16	MISSOURI	W, 14-6
O23	NEBRASKA	L, 0-21
O30	MORNINGSIDE	W, 7-0
N13	at Iowa	W, 16-0
N25	at Drake	W, 28-14

### 1916 (5-2-1)

**Coach:** Charles Mayser  
**Captain:** Durwood Moss

Date	Opponent	Result
S30	NORTHERN IOWA	W, 19-0
O7	HIGHLAND PARK	W, 19-0
O14	KANSAS	W, 13-0
O21	at Missouri	T, 0-0
N4	at Nebraska	L, 0-3
N11	MORNINGSIDE	W, 7-0
N18	IOWA	L, 16-19
N30	at Drake	W, 32-14

### 1917 (5-2)

**Coach:** Charles Mayser  
**Captain:** Howard Aldrich

Date	Opponent	Result
S29	SIMPSON	W, 47-0
O6	COE	W, 7-0
O20	MISSOURI	W, 15-0
O27	at Kansas	L, 0-7
N10	KANSAS STATE	W, 10-7
N24	at Iowa	L, 3-6
N29	at Drake	W, 47-0

### 1918 (0-3)

**Coach:** Charles Mayser  
**Captain:** V.A. "Chick" Heater

Date	Opponent	Result
N9	CAMP DODGE	L, 0-6
N16	at Iowa	L, 0-21
N23	at Kansas State	L, 0-11

### 1919 (5-2-1)

**Coach:** Charles Mayser  
**Captain:** Gilbert Denfield

Date	Opponent	Result
O4	COE	W, 3-0
O11	GRINNELL	W, 7-0
O18	at Missouri	L, 0-10
O25	KANSAS	T, 0-0
N1	at Nebraska	W, 3-0
N15	KANSAS STATE	W, 46-0
N22	at Iowa	L, 0-10
N27	at Drake	W, 14-0

### 1920 (4-4)

**Coach:** Norman Paine  
**Captain:** Marshall Boyd

Date	Opponent	Result
O2	COE	L, 0-6
O9	at Grinnell	W, 28-0
O16	MISSOURI	L, 2-14
O23	at Kansas	L, 0-7
O30	WASHINGTON (MO.)	W, 24-7
N6	at Creighton	W, 17-0
N13	at Kansas State	W, 17-0
N20	IOWA	L, 10-14

### 1921 (4-4)

**Coach:** Maury Kent  
**Captain:** Leigh "Polly" Wallace

Date	Opponent	Result
O1	COE	W, 28-3
O8	GRINNELL	W, 21-3
O15	at Missouri	L, 14-17
O22	KANSAS	L, 7-14
O29	at Washington (Mo.)	L, 0-2
N5	at Drake	W, 7-0
N11	KANSAS STATE	W, 7-0
N19	NEBRASKA	L, 3-35

### 1922 (2-6)

**Coach:** Sam Willaman  
**Captain:** A.E. "Deac" Wolters

Date	Opponent	Result
O7	COE	L, 0-24
O14	MISSOURI	L, 3-6
O21	at Grinnell	W, 7-0
O28	WASHINGTON (MO.)	W, 13-0
N4	at Drake	L, 7-14
N11	at Kansas State	L, 2-12
N18	CENTRAL OKLAHOMA	L, 13-14
N25	at Nebraska	L, 6-54

### 1923 (4-3-1)

**Coach:** Sam Willaman  
**Captain:** Ira Young

Date	Opponent	Result
S29	SIMPSON	W, 14-6
O6	at Minnesota	L, 17-20
O13	at Missouri	W, 2-0
O20	KANSAS STATE	T, 7-7
O27	at Washington (Mo.)	W, 54-7
N3	at Drake	L, 0-21
N17	NEBRASKA	L, 14-26
N24	GRINNELL	W, 13-6

### 1924 (4-3-1)

**Coach:** Sam Willaman  
**Captain:** Harry Schmidt

Date	Opponent	Result
S27	NEBRASKA WESLEYAN	W, 23-13
O4	at Wisconsin	L, 0-17
O11	at Kansas	W, 13-10
O18	MISSOURI	L, 0-7
N1	at Kansas State	W, 21-0
N8	at Minnesota	T, 7-7
N15	at Grinnell	L, 13-14
N22	DRAKE	W, 10-0

### 1925 (4-3-1)

**Coach:** Sam Willaman  
**Captain:** Johnny Behm

Date	Opponent	Result
S26	SIMPSON	W, 28-0
O3	at Wisconsin	L, 0-30
O10	KANSAS	W, 20-0
O24	WASHINGTON (MO.)	W, 28-13
O31	at Missouri	L, 8-23
N7	GRINNELL	T, 9-9
N21	at Drake	W, 7-6
N26	KANSAS STATE	L, 7-13

### 1926 (4-3-1)

**Coach:** Noel Workman  
**Captain:** Roland "Bud" Coe

Date	Opponent	Result
O4	at Washington (Mo.)	W, 6-0
O9	OKLAHOMA STATE	L, 0-13
O16	at Grinnell	T, 0-0
O23	MISSOURI	L, 3-7
O30	at Nebraska	L, 6-31
N13	DRAKE	W, 13-7
N20	at Kansas State	W, 3-2
N27	at UCLA	W, 20-0





# IOWA STATE FOOTBALL

## ALL-TIME RESULTS

### 1927 (4-3-1)

Coach: Noel Workman Captain: Walter Weiss

Date	Opponent	Result	Att.	Ranking		ISU FD	Rushing			Passing			Total Off.		Opp FD	Rushing			Passing			Total Off.	
				ISU	Opp		Att	Yds	TD	A-C-I	Yds	TD	Plays	Yds		Att	Yds	TD	A-C-I	Yds	TD	Plays	Yds
O1	at Nebraska	L, 0-6		-	-	2			0	x-4-x		0	22	7			1	x-3-x				128	
O8	SIMPSON	W, 26-6		-	-	12	293	4	11-4-0	87	0	380	3			35	0	26-13-2	179	1		214	
O15	at Illinois	T, 12-12		-	-				2								2						
O29	KANSAS STATE	W, 12-7		-	-	10	180	2	3-1-2	20	0	200	3			44	1	6-3-0	13	0		57	
N5	at Drake	W, 7-0		-	-	15	170	0	15-9	168	1	338	3			61	0	5-3	50	0		111	
N11	MISSOURI	L, 6-13		-	-	15	215	1	8-2	19	0	234	9			138	2	4-3	74	0		212	
N19	GRINNELL	W, 14-0		-	-	15	243	2	14-5-2	54	0	297	7			111	0	11-3-2	49	0		160	
N24	at Marquette	L, 0-34		-	-				0								3					2	

### 1928 (2-5-1)

Coach: Noel Workman Captain: Harry Lindblom

Date	Opponent	Result	Att.	Ranking		ISU FD	Rushing			Passing			Total Off.		Opp FD	Rushing			Passing			Total Off.	
				ISU	Opp		Att	Yds	TD	A-C-I	Yds	TD	Plays	Yds		Att	Yds	TD	A-C-I	Yds	TD	Plays	Yds
O6	NEBRASKA	L, 0-12	5,884	-	-	8	135	0	2-7-3	84	0	219	12			297	2	5-2-1	18	0		315	
O13	at Grinnell	L, 0-3	2,125	-	-				0								0						
O20	at Missouri	L, 19-28	6,002	-	-	8	113	1	8-4-1	64	0	177	14			213	4	16-6-0	109	0		322	
O27	at Kansas	T, 0-0	4,721	-	-	9	260	0	9-1-2	4	0	264	5			80	0	11-6-0	69	0		149	
N3	OKLAHOMA	W, 13-0	4,875	-	-	7	149	1	3-2-0	34	1	183	11			127	0	17-5-2	42	0		169	
N17	KANSAS STATE	W, 7-0	2,163	-	-	12	178	1	0-0-0	0	0	178	4			70	0	4-1-0	8	0		78	
N24	at Drake	L, 0-18	10,294	-	-	7	104	0	18-4-3	67	0	171	12			222	2	14-4-1	49	1		271	
N29	at Marquette	L, 0-6	7,779	-	-				0								1					0	

### 1929 (1-7)

Coach: Noel Workman Captains: Harry Johnson, Ed Schlenker

Date	Opponent	Result	Att.	Ranking		ISU FD	Rushing			Passing			Total Off.		Opp FD	Rushing			Passing			Total Off.	
				ISU	Opp		Att	Yds	TD	A-C-I	Yds	TD	Plays	Yds		Att	Yds	TD	A-C-I	Yds	TD	Plays	Yds
O5	GRINNELL	W, 27-7	3,493	-	-	14	243	3	4-4-0	69	1	312	8			23	0	20-6-1	76	1		99	
O12	MISSOURI	L, 0-19	4,011	-	-	4	62	0	8-1-3	7	0	69	15			207	2	10-4-2	70	0		277	
O18	at Marquette	L, 6-14	14,162	-	-	13	155	1	8-2-1	62	0	217	6			204	2	1-0-0	0	0		204	
O26	KANSAS	L, 0-33	5,277	-	-	6	78	0	3-2-0	40	0	118	23			294	4	11-3-2	45	1		339	
N2	at Oklahoma	L, 7-21	3,239	-	-	10	93	0	16-6-3	115	1	208	6			168	1	8-4-3	65	1		233	
N9	at Kansas State	L, 2-3	3,998	-	-		38	39	0	3-1-0	4	0	41	43			59	77	0	3-0-0	0	0	62
N16	DRAKE	L, 0-7	9,950	-	-	8	43	148	0	14-4-2	13	0	57	161			50	123	0	12-4-2	48	1	62
N28	at Nebraska	L, 12-31	11,149	-	-	10	68	1	18-8-5	115	1	183	21			221	3	14-9-0	99	2		320	

### 1930 (0-9)

Coach: Noel Workman Captain: Maynard Spear

Date	Opponent	Result	Att.	Ranking		ISU FD	Rushing			Passing			Total Off.		Opp FD	Rushing			Passing			Total Off.	
				ISU	Opp		Att	Yds	TD	A-C-I	Yds	TD	Plays	Yds		Att	Yds	TD	A-C-I	Yds	TD	Plays	Yds
O4	at Illinois	L, 0-7	32,718	-	-	4	137	0	6-0	0	0	137	8			189	1	9-1					
O18	NEBRASKA	L, 12-14	5,611	-	-	11	68	1	15-8-4	194	1	262	9			232	2	5-1-0	31	0		263	
O25	at Kansas	L, 6-20	6,214	-	-	6	95	1	12-5-3	67	0	162	10			165	2	11-3-1	57	1		222	
N1	OKLAHOMA	L, 13-19	4,645	-	-	9	168	0	15-6-2	71	2	239	11			137	2	18-8-1	139	1		276	
N8	at Missouri	L, 0-14	4,488	-	-	10	154	0	21-3-5	35	0	189	11			99	0	9-6-1	112	2		211	
N15	KANSAS STATE	L, 0-13	3,320	-	-	8	102	0	11-3-4	22	0	124	14			218	0	11-6-1	103	2		321	
N22	at Drake	L, 19-20	8,079	-	-	15	264	2	7-3-1	53	0	317	9			72	0	14-8-0	178	3		250	
N29	at Loyola (La.)	L, 7-14	8,000	-	-				1	14-4	75	0					1	6-1	35	1			
D6	at Rice	L, 7-13	10,000	-	-				1	7-2	2	0					1	12-7	107	1			



# IOWA STATE FOOTBALL

## ALL-TIME RESULTS

### 1931 (5-3)

Coach: George Veenker Captain: Robert Bowmen

Date	Opponent	Result	Att.	Ranking		ISU FD	Rushing			Passing			Total Off.		Opp FD	Rushing			Passing			Total Off.	
				ISU	Opp		Att	Yds	TD	A-C-I	Yds	TD	Plays	Yds		Att	Yds	TD	A-C-I	Yds	TD	Plays	Yds
S26	SIMPSON	W, 6-0	4,116	-	-	8	131	1	6-1-0	23	0	154	3	70	0	8-3-2	35	0	105				
O3	at Morningside	W, 20-6	4,000	-	-		185	3	3-0	0	0	185		142	1	14-7	69	0	211				
O9	at Detroit	L, 0-20	18,000	-	-	3		0	8-1-3	12	0		19		3	12-4-1	84	0					
O24	MISSOURI	W, 20-0	5,589	-	-	15	273	3	11-3-2	28	0	301	14	73	0	22-9-2	118	0	191				
O31	at Oklahoma	W, 13-12	4,426	-	-	4	63	2	9-1-3	56	0	119	7	150	0	13-2-3	35	0	185				
N7	KANSAS STATE	W, 7-6	4,396	-	-	4	74	0	3-1-1	48	1	122	16	369	1	6-0-3	0	0	369				
N14	DRAKE	L, 6-7	8,472	-	-	9	24	1	17-7-1	97	0	121	12	251	1	6-1-2	15	0	266				
N21	at Nebraska	L, 0-23	11,977	-	-	5	9	0	14-5-1	70	0	79	10	307	2	12-5-2	68	1	375				

### 1932 (3-4-1)

Coach: George Veenker Captain: Dick Grefe

Date	Opponent	Result	Att.	Ranking		ISU FD	Rushing			Passing			Total Off.		Opp FD	Rushing			Passing			Total Off.	
				ISU	Opp		Att	Yds	TD	A-C-I	Yds	TD	Plays	Yds		Att	Yds	TD	A-C-I	Yds	TD	Plays	Yds
S24	SIMPSON	W, 21-0	2,333	-	-	10	220	2	8-1	15	0	235	3	105	0	12-2	10	0	115				
O1	MORNINGSIDE	W, 32-0	2,297	-	-	15	276	4	1-1-0	5	1	281	5	90	0	2-2-0	22	0	112				
O8	at Nebraska	L, 6-12	9,222	-	-	5	69	0	10-2-2	41	1	110	9	136	1	13-1-2	21	0	157				
O15	KANSAS	L, 0-26	4,483	-	-	2	88	0	6-1-1	10	0	98	17	273	3	11-5-1	74	1	347				
O22	at Missouri	T, 0-0	6,000	-	-	6	76	0	8-1-2		0		12	185	0	3-2-1		0					
N5	at Kansas State	L, 0-31	5,574	-	-	9	131	0	9-3-1	41	0	172	18	276	4	8-5-2	115	1	391				
N12	OKLAHOMA	L, 12-19	1,620	-	-	17	163	1	12-6	92	1	255	11	150	2	12-6	138	1	288				
N19	DRAKE	W, 34-13	2,679	-	-	14	187	3	18-8-1	151	2	338	11	98	0	23-9-3	172	2	270				

### 1933 (3-5-1)

Coach: George Veenker Captain: Magnus Lichter

Date	Opponent	Result	Att.	Ranking		ISU FD	Rushing			Passing			Total Off.		Opp FD	Rushing			Passing			Total Off.	
				ISU	Opp		Att	Yds	TD	A-C-I	Yds	TD	Plays	Yds		Att	Yds	TD	A-C-I	Yds	TD	Plays	Yds
S23	CENTRAL	W, 14-0	4,067	-	-	16	241	2	2-0-0	0	0	241	7	61	0	8-4-0	28	0	89				
S29	at Denver	W, 18-13	5,000	-	-			3			0				2			0					
O14	NEBRASKA	L, 0-20	5,209	-	-	1	16	0	6-1-2		0		20	364	2	17-5-2		1					
O21	at Oklahoma	L, 7-19	8,081	-	-	3	37	1	9-0-3	0	0	37	13	184	2	19-5-2	80	1	264				
O28	MISSOURI	W, 14-7	3,555	-	-	13	218	2	8-4-1	47	0	265	13	159	0	12-4-2	55	1	214				
N4	at Iowa	L, 7-27	15,685	-	-	5	57	0	15-5-3	61	1	118	12	266	4	0-0-0	0	0	266				
N11	KANSAS STATE	L, 0-7	3,100	-	-	1	57	0	5-1-0	3	0	60	14	266	1	5-2-0	10	0	276				
N18	at Kansas	L, 6-20	6,200	-	-	8	93	1	29-8-4	68	0	161	8	251	2	9-1-3	30	1	281				
N25	at Drake	T, 7-7	7,019	-	-	10	146	1	19-9-0	146	0	292	13	223	1	6-1-2	3	0	226				

### 1934 (5-3-1)

Coach: George Veenker Captain: Don Theophilus

Date	Opponent	Result	Att.	Ranking		ISU FD	Rushing			Passing			Total Off.		Opp FD	Rushing			Passing			Total Off.	
				ISU	Opp		Att	Yds	TD	A-C-I	Yds	TD	Plays	Yds		Att	Yds	TD	A-C-I	Yds	TD	Plays	Yds
S29	LUTHER	W, 23-3	3,534	-	-	19	357	3	7-2-2	18	0	375	2	(-33)	0	7-2-2	56	0	23				
O6	GRINNELL	W, 26-6	3,921	-	-	18	196	4	14-4-1	49	0	245	6	86	1	9-1-2	15	0	101				
O13	at Missouri	W, 13-0	5,458	-	-	9	152	1	10-2-2	37	1	189	6	66	0	12-3-2	31	0	97				
O20	IOWA	W, 31-6	16,576	-	-	8	157	4	6-3-1	30	0	187	7	92	1	11-5-2	72	0	164				
O27	at Nebraska	L, 6-7	24,320	-	-	13	203	1	9-0-4	0	0	203	9	186	0	6-1-1	46	1	232				
N3	KANSAS	T, 0-0	5,843	-	-	3	92	0	5-2-1	20	0	112	10	174	0	6-1-1	4	0	178				
N10	at Oklahoma	L, 0-12	8,000	-	-	2	10	0	6-0-4	0	0	10	9	190	1	6-0-0	0	0	190				
N17	DRAKE	W, 33-12	5,870	-	-	13	250	3	12-5-3	131	2	381	10	151	2	7-3-1	24	0	175				
N24	at Kansas State	L, 0-20	7,800	-	-	6	57	0	11-3-3	37	0	94	11	211	1	12-5-1	101	2	312				



# IOWA STATE FOOTBALL

## ALL-TIME RESULTS

### 1935 (2-4-3)

Coach: George Veenker Captain: Ike Hayes

Date	Opponent	Result	Att.	Ranking		ISU FD	Rushing			Passing			Total Off.		Opp FD	Rushing			Passing			Total Off.	
				ISU	Opp		Att	Yds	TD	A-C-I	Yds	TD	Plays	Yds		Att	Yds	TD	A-C-I	Yds	TD	Plays	Yds
S28	CORNELL	T, 6-6	3,918	-	-	8	108	0	12-2-6	6	0	114	7	84	0	14-8-2	112	1	196				
O5	NEBRASKA	L, 7-20	9,349	-	-	3	96	0	8-0-3	0	0	96	14	240	2	8-0-2	0	0	240				
O12	UPPER IOWA	W, 23-0	3,610	-	-	16	339	3	11-2-3	27	0	366	3	89	0	8-1-0	3	0	92				
O19	at Oklahoma	L, 0-16	10,407	-	-	3	37	0	19-6-0	51	0	88	18	328	2	5-1-0	28	0	356				
O26	MISSOURI	T, 6-6	7,315	-	-	5	36	1	16-7	95	0	131	14	169	0	15-3	46	0	215				
N2	at Marquette	L, 12-28	8,318	-	-	6	81	0	10-3-1		2		16	259	3	19-6-0		1					
N9	KANSAS STATE	L, 0-6	3,832	-	-	10	46	0	33-22-2	155	0	201	10	159	0	3-1-1	50	1	209				
N16	at Drake	T, 7-7	7,533	-	-	3	77	0	15-3-1	18	1	95	5	103	1	17-5-2	61	0	164				
N23	at Kansas	W, 21-12	7,697	-	-	8	103	2	29-12-2	142	1	245	15	145	1	31-14-3	171	0	316				

### 1936 (3-3-2)

Coach: George Veenker Captain: Clarence Gustine

Date	Opponent	Result	Att.	Ranking		ISU FD	Rushing			Passing			Total Off.		Opp FD	Rushing			Passing			Total Off.	
				ISU	Opp		Att	Yds	TD	A-C-I	Yds	TD	Plays	Yds		Att	Yds	TD	A-C-I	Yds	TD	Plays	Yds
S26	NORTHERN IOWA	T, 0-0	2,973	-	-	4	88	0	13-4-1	23	0	111	2	63	0	1-0-0	0	0	63				
O3	at Nebraska	L, 0-34	27,172	-	-	6	71	0	7-1-4	8	0	79	15	192	2	11-4-2	77	1	269				
O10	KANSAS	W, 21-7	5,087	-	-	12	185	1	22-12-1	153	1	338	7	180	1	23-3-4	46	0	226				
O17	CORNELL	W, 38-0	4,090	-	-	13	179	3	19-10-0	131	1	310	4	92	0	7-3-1	55	0	147				
O24	at Missouri	L, 0-10	8,642	-	-	5	54	0	13-5-2	32	0	86	18	296	1	8-2-1	49	0	345				
O31	OKLAHOMA	T, 7-7	7,512	-	-	2	13	0	5-4-1	16	1	29	11	150	1	14-5-4	51	0	201				
N14	at Kansas State	L, 7-47	8,727	-	-	5	5	0	23-5-3	51	0	56	22	536	7	6-2-0	65	0	601				
N21	DRAKE	W, 21-7	7,383	-	-	18	236	2	17-7-2	65	0	301	12	147	1	13-5-3	50	0	197				

### 1937 (3-6)

Coach: Jim Yeager Captain: Clarence Dee

Date	Opponent	Result	Att.	Ranking		ISU FD	Rushing			Passing			Total Off.		Opp FD	Rushing			Passing			Total Off.	
				ISU	Opp		Att	Yds	TD	A-C-I	Yds	TD	Plays	Yds		Att	Yds	TD	A-C-I	Yds	TD	Plays	Yds
S25	NORTHERN IOWA	W, 14-12	5,096	-	-	5	68	0	6-5-0	80	2	148	9	179	2	14-5-3	71	0	250				
O2	at Northwestern	L, 0-33	37,673	-	-	5	(-4)	0	11-4-1	75	0	71	17	243	3	14-3-4	48	0	291				
O9	NEBRASKA	L, 7-20	7,756	-	-	7	71	1	9-3-2	42	0	113	9	198	2	18-2-2	37	0	235				
O16	at Kansas	L, 6-14	5,511	-	-	5	11	1	11-6-2	84	0	95	8	123	2	4-2-0	18	0	141				
O23	at Drake	L, 0-30	8,781	-	-	2	62	0	11-2-2	34	0	96	15	180	3	17-7-1	84	1	264				
O30	MISSOURI	L, 0-12	9,082	-	-	8	40	0	7-3-0	49	0	89	7	134	1	7-4-1	34	1	168				
N6	at Oklahoma	L, 7-33	8,194	-	-	6	27	37	14-4	37	1	41	74	12	58	180	4	12-4	33	0	70	213	
N13	at Marquette	W, 3-0	4,897	-	-	12	131	0	10-4-0	26	0	157	2	35	0	11-2-2	13	0	48				
N20	KANSAS STATE	W, 13-7	3,157	-	-	7	124	2	6-3-2	23	0	147	7	134	0	8-2-1	69	1	203				

### 1938 (7-1-1)

Coach: Jim Yeager Captains: Ed Bock, Everett Kischer

Date	Opponent	Result	Att.	Ranking		ISU FD	Rushing			Passing			Total Off.		Opp FD	Rushing			Passing			Total Off.	
				ISU	Opp		Att	Yds	TD	A-C-I	Yds	TD	Plays	Yds		Att	Yds	TD	A-C-I	Yds	TD	Plays	Yds
S23	at Denver	W, 14-7	14,784	-	-	14	182	1	10-5	75	1	257	12	71	0	21-10	151	1	222				
O1	LUTHER	W, 32-7	7,445	-	-	24	247	5	13-5-1	110	0	357	8	41	0	19-9-0	97	1	138				
O8	at Nebraska	W, 8-7	28,468	-	-	9	82	1	14-7-1	60	0	142	10	164	0	15-4-1	50	1	214				
O15	at Missouri	W, 16-13	8,873	-	-	5	108	1	4-2-1	23	1	131	20	222	1	28-14-3	218	1	440				
O22	KANSAS	W, 21-7	14,076	-	-	13	181	2	12-7-0	75	1	256	15	182	1	8-1-1	12	0	194				
O29	at Marquette	W, 7-0	7,070	-	-	9	172	0	16-4-0	22	1	194	3	37	0	11-2-3	15	0	52				
N5	DRAKE	W, 14-0	15,937	18	-	18	287	2	8-3-2	32	0	319	8	32	0	13-1-2	23	0	55				
N12	at Kansas State	T, 13-13	11,400	-	-	12	41	0	25-13-2	178	2	219	11	184	1	8-2-1	19	1	203				
N19	OKLAHOMA	L, 0-10	17,864	-	7	8	83	0	13-8-2	78	0	161	7	51	1	21-8-1	111	0	162				





# IOWA STATE FOOTBALL

## ALL-TIME RESULTS

### 1939 (2-7)

Coach: Jim Yeager Captain: Marty Boswell

Date	Opponent	Result	Att.	Ranking		ISU FD	Rushing			Passing			Total Off.		Opp FD	Rushing			Passing			Total Off.		
				ISU	Opp		Att	Yds	TD	A-C-I	Yds	TD	Plays	Yds		Att	Yds	TD	A-C-I	Yds	TD	Plays	Yds	
S23	COE	W, 19-0	7,873	-	-																			
S29	at Denver	L, 0-6	14,487	-	-																			
O7	at Kansas	L, 0-14	8,043	-	-	11					18-4-1	0		80	11				2	10-2-0				177
O14	NEBRASKA	L, 7-10	11,770	-	-	5		116	1		14-3-5	25	0	141	6		151	1		1-0-0	0	0		151
O21	at Drake	L, 0-7	9,150	-	-	7		160	0		13-5-0	27	0	187	7		114	1		4-2-1	41	0		153
O28	MISSOURI	L, 6-21	11,962	-	-	6		106	1		9-2-2	31	0	137	10		184	2		7-3-0	22	1		206
N4	at Oklahoma	L, 6-38	20,417	-	-	16	8	63	0		15-3-3	61	1	124	20		205	5		17-12-0	151	1		356
N11	at Marquette	L, 2-21	11,464	-	-	5		16	0		x-8-1	58	0	74	13		135	1		x-5-0	78	2		213
N18	KANSAS STATE	W, 10-0	5,339	-	-	12		158	0		4-3-0	41	1	199	18		120	0		17-12-1	158	0		278

### 1940 (4-5)

Coach: Jim Yeager Captain: Tom Smith

Date	Opponent	Result	Att.	Ranking		ISU FD	Rushing			Passing			Total Off.		Opp FD	Rushing			Passing			Total Off.		
				ISU	Opp		Att	Yds	TD	A-C-I	Yds	TD	Plays	Yds		Att	Yds	TD	A-C-I	Yds	TD	Plays	Yds	
S21	LUTHER	W, 27-0	7,249	-	-	15		255	3		18-7-3	62	0	317	2		19	0		9-0-2	0	0		19
S27	at Denver	L, 7-14	13,651	-	-	6		101	1		9-5-1	28	0	129	11		208	1		14-5-1	76	1		284
O5	KANSAS	W, 7-0	7,491	-	-	6		78	1		3-0-1	0	0	78	13		129	0		23-8-4	74	0		203
O11	at Marquette	L, 25-41	11,389	-	-	15		92	3		17-9-1	182	1	274	23		149	2		11-7-1	174	3		323
O19	at Missouri	L, 14-30	12,457	-	-	15		115	2		23-13-2	136	0	251	9		201	2		9-4-1	34	1		235
O26	OKLAHOMA	L, 7-20	11,424	-	-	12		165	0		15-6-1	66	1	231	12		178	3		13-6-0	64	0		242
N9	DRAKE	W, 7-6	5,444	-	-	8		162	1		8-2-1	55	0	217	14		157	1		16-6-3	14	0		171
N16	at Kansas State	W, 12-0	7,936	-	-	6		27	1		7-3-0	52	0	79	9		161	0		10-3-0	37	0		198
N23	at Nebraska	L, 12-21	17,541	-	-	8	6	53	1		12-9-0	122	0	175	17		278	3		8-3-0	40	0		318

### 1941 (2-6-1)

Coach: Ray Donels Captain: LaVerne "Butch" Lewis

Date	Opponent	Result	Att.	Ranking		ISU FD	Rushing			Passing			Total Off.		Opp FD	Rushing			Passing			Total Off.		
				ISU	Opp		Att	Yds	TD	A-C-I	Yds	TD	Plays	Yds		Att	Yds	TD	A-C-I	Yds	TD	Plays	Yds	
S26	at Denver	W, 7-6	14,137	-	-			184	1		6-0-3	0	0	184			113	1		16-5-1	89	0		202
O4	NEBRASKA	L, 0-14	12,413	-	-	12		23	0		20-16-3	103	0	126	11		146	2		5-1-0	10	0		156
O18	MISSOURI	L, 13-39	12,207	-	-	6		50	1		26-11-3	135	1	185	14		437	4		6-1-1	16	0		453
O25	at Kansas	L, 0-13	5,534	-	-	10		90	0		14-6-3	119	0	209	14		191	2		9-5-1	46	0		237
N1	SOUTH DAKOTA	W, 27-0	4,346	-	-	15		161	1		28-13-1	191	3	352	6		100	0		13-5-1	56	0		156
N8	at Oklahoma	L, 0-55	14,633	-	-	3		22	0		26-8	67	0	89	21		226	7		20-10	185	1		411
N15	at Drake	L, 13-14	5,282	-	-	11		135	2		18-9-1	126	0	261	16		174	1		14-8-1	80	1		254
N22	KANSAS STATE	T, 12-12	4,381	-	-	12		102	1		17-8-2	73	0	175	12		205	0		10-3-1	11	1		216
N29	at Marquette	L, 13-28	3,806	-	-																			



# IOWA STATE FOOTBALL

## ALL-TIME RESULTS

### 1942 (3-6)

Coaches: Ray Donels, Mike Michalske Captain: Royal Lohry

Date	Opponent	Result	Att.	Ranking		ISU FD	Rushing			Passing			Total Off.		Opp FD	Rushing			Passing			Total Off.	
				ISU	Opp		Att	Yds	TD	A-C-I	Yds	TD	Plays	Yds		Att	Yds	TD	A-C-I	Yds	TD	Plays	Yds
S25	at Denver	W, 7-0	7,073	-	-																		
O3	at Nebraska	L, 0-26	14,472	-	-	7	104	0	11-3-6	50	0		154	14		168	3	16-11-0	134	1			302
O10	MARQUETTE	L, 12-34	6,507	-	-	18	109	1	23-8-2	82	1		191	11		192	4	4-2-0	20	0			212
O17	DRAKE	W, 29-6	6,081	-	-	16	320	3	10-4-3	36	0		356	4		149	1	17-2-3	23	0			172
O24	at Missouri	L, 6-45	7,094	-	-	16	100	1	28-14-3	152	0		252	11		390	5	7-3-1	149	2			539
O31	OKLAHOMA	L, 7-14	7,720	-	-	9	67	1	10-5-2	40	0		107	6		102	1	10-4-1	54	1			156
N6	at Villanova	L, 7-32	8,827	-	-	9	132	1	19-5-2	57	0		189	12		235	3	15-9-0	127	2			362
N14	KANSAS	W, 20-13	4,217	-	-	11	160	2	11-5-1	48	1		208	7		92	0	14-8-1	12	1			104
N21	at Kansas State	L, 6-7	4,180	-	-	14	92	1	30-17-2	168	0		260	8		118	0	5-2-3	14	1			132

### 1943 (4-4)

Coach: Mike Michalske Captain: None

Date	Opponent	Result	Att.	Ranking		ISU FD	Rushing			Passing			Total Off.		Opp FD	Rushing			Passing			Total Off.			
				ISU	Opp		Att	Yds	TD	A-C-I	Yds	TD	Plays	Yds		Att	Yds	TD	A-C-I	Yds	TD	Plays	Yds		
O2	IOWA PRE-FLIGHT	L, 13-33	5,374	-	-	7	31	158	1	23-10-5	96	1		54	254	14	46	470	5	8-1-0	18	0		54	488
O9	at Kansas	W, 13-6	3,992	-	-	9		173	0	16-11-1	87	2		260	3		64	1	3-2	15	0			79	
O16	NEBRASKA	W, 27-6	5,480	-	-	6	41	153	2	11-4-2	98	2		52	251	8	46	184	1	16-4-3	17	0		62	201
O23	at Ottumwa Pre-Flight	L, 12-13	2,712	-	-	6	31	139	1	23-10-1	72	1		54	211	12	56	174	2	5-3-1	56	0		61	230
O30	at Oklahoma	L, 7-21	5,170	-	-	13	59	162	1	15-6-0	65	0		74	227	8	40	152	3	4-3-1	35	0		44	187
N6	MISSOURI	L, 7-25	4,490	-	-	6	36	115	0	9-3-5	51	1		45	166	16	52	327	4	5-1-2	46	0		57	373
N13	DRAKE	W, 20-0	4,750	-	-	12	39	101	2	24-8-3	110	1		63	211	3	29	12	0	15-4-1	64	0		44	76
N20	KANSAS STATE	W, 48-0	3,772	-	-	16	46	261	3	24-13-1	172	4		70	433	11	37	66	0	30-11-5	151	0		67	217

### 1944 (6-1-1)

Coach: Mike Michalske Captain: None

Date	Opponent	Result	Att.	Ranking		ISU FD	Rushing			Passing			Total Off.		Opp FD	Rushing			Passing			Total Off.			
				ISU	Opp		Att	Yds	TD	A-C-I	Yds	TD	Plays	Yds		Att	Yds	TD	A-C-I	Yds	TD	Plays	Yds		
S30	GUSTAVUS ADOLPHUS	W, 49-0	3,864	-	-	14	49	369	5	22-13-1	145	2		71	514	1	20	9	0	25-9-10	108	0		45	117
O7	DOANE	W, 59-0	3,461	-	-	13	44	373	8	6-3-0	21	1		50	394	5	40	97	0	21-4-1	27	0		61	124
O14	KANSAS	W, 25-0	4,650	-	-	15	54	173	2	22-11-1	151	2		76	324	7	26	44	0	16-3-4	32	0		42	76
O21	at Missouri	T, 21-21	5,281	-	-	10		156	1	12-7-2	53	1		209	25		291	2	13-8-1	162	1			453	
O28	at Kansas State	W, 14-0	3,102	-	-	13		236	2	16-8	97	0		333	13		195	0	10-5	61	0			256	
N4	OKLAHOMA	L, 7-12	8,474	-	-	7	36	173	1	8-3-0	22	0		44	195	14	50	220	2	8-2-2	16	0		58	278
N11	at Nebraska	W, 19-6	7,263	-	-	15		288	3	4-2-0	21	0		309	6		118	1	9-2-0	19	0			137	
N18	DRAKE	W, 9-0	5,142	-	-	15		208	1	4-3-0	17	0		225	12		203	0	6-2-0	40	0			243	

### 1945 (4-3-1)

Coach: Mike Michalske Captain: None

Date	Opponent	Result	Att.	Ranking		ISU FD	Rushing			Passing			Total Off.		Opp FD	Rushing			Passing			Total Off.			
				ISU	Opp		Att	Yds	TD	A-C-I	Yds	TD	Plays	Yds		Att	Yds	TD	A-C-I	Yds	TD	Plays	Yds		
S22	at Northwestern	L, 6-18	34,725	-	-	9		58	1	14-7-1	105	0		163	8		264	3	7-0-2	0	0			264	
S29	NORTHERN IOWA	W, 48-13	4,940	-	-	12	42	245	6	15-5-1	89	1		57	334	n/a	51	99	2	25-14-6	128	0		76	227
O6	at Kansas	T, 13-13	6,875	-	-	12		125	1	25-13-4	173	1		298	10		187	1	21-5-1	90	1			277	
O13	MISSOURI	L, 7-13	8,157	-	-	8	42	171	1	19-5-5	54	0		61	225	12	61	357	2	8-3-2	37	0		69	394
O20	NEBRASKA	W, 27-7	11,699	-	-	12	48	443	4	15-5-2	45	0		54	488	12	57	171	1	15-5-2	44	0		72	215
N3	KANSAS STATE	W, 40-13	5,572	-	-	12	49	161	3	19-11-1	156	3		68	317	17	48	39	2	36-16-3	227	0		84	226
N10	at Oklahoma	L, 7-14	13,163	-	-	11	58	122	1	21-9-1	133	0		79	255	8	39	217	2	14-3-2	57	0		53	270
N17	at Drake	W, 8-6	8,442	-	-	10	37	164	0	8-3-2	36	1		45	200	6	27	126	0	9-2-2	56	1		36	182



# IOWA STATE FOOTBALL

## ALL-TIME RESULTS

### 1946 (2-6-1)

Coach: Mike Michalske Captain: None

Date	Opponent	Result	Att.	Ranking		ISU FD	Rushing			Passing			Total Off.		Opp FD	Rushing			Passing			Total Off.	
				ISU	Opp		Att	Yds	TD	A-C-I	Yds	TD	Plays	Yds		Att	Yds	TD	A-C-I	Yds	TD	Plays	Yds
S21	at Colorado	L, 7-13	13,787	-	-	6	25	30	0	32-9-2	83	1	57	113	8	47	105	2	9-5-0	60	0	56	165
S28	at Northwestern	L, 9-41	37,186	-	-	8	39	126	0	13-3-0	35	1	52	161	16	49	253	4	11-6-1	199	3	60	452
O5	NORTHERN IOWA	W, 20-18	10,379	-	-	9	46	122	0	27-14-2	143	2	73	265	6	51	199	2	2-1-0	27	1	53	226
O12	KANSAS	L, 8-24	10,074	-	-	11	34	119	0	18-8-3	208	1	52	327	12	58	230	2	4-1-1	23	1	62	253
O19	at Missouri	L, 13-33	17,011	-	-	14	43	145	2	31-9-0	110	0	74	255	8	45	242	4	11-3-2	69	1	56	311
O26	OKLAHOMA	L, 0-63	15,176	-	14	5	33	104	0	17-4-2	43	0	50	147	15	55	398	8	14-9-0	130	1	69	528
N2	at Kansas State	W, 13-7	10,988	-	-	14	64	220	2	17-9-2	98	0	81	318	8	34	144	1	8-4-3	42	0	42	186
N9	DRAKE	T, 7-7	9,116	-	-	17	53	229	1	13-5-3	55	0	66	284	13	56	117	0	4-2-1	17	0	60	177
N16	at Nebraska	L, 0-33	25,749	-	-	n/a	38	148	0	13-3-2	29	0	51	177	15	65	274	3	10-8-0	60	2	75	334

### 1947 (3-6)

Coach: Abe Stuber Captains: Harley Rollinger, Vic Weber

Date	Opponent	Result	Att.	Ranking		ISU FD	Rushing			Passing			Total Off.		Opp FD	Rushing			Passing			Total Off.	
				ISU	Opp		Att	Yds	TD	A-C-I	Yds	TD	Plays	Yds		Att	Yds	TD	A-C-I	Yds	TD	Plays	Yds
S20	NORTHERN IOWA	W, 31-14	10,544	-	-	14	38	178	1	20-11-1	182	3	58	360	5	36	92	1	15-3-4	80	1	51	172
S27	COLORADO	L, 0-7	9,989	-	-	13	45	133	0	20-6-2	92	0	65	225	8	35	72	0	16-4-3	99	1	51	171
O4	at Kansas	L, 7-27	17,591	-	-	9	43	123	0	11-1-1	60	1	54	183	14	41	229	3	9-6-0	83	1	50	312
O11	NEBRASKA	L, 7-14	13,590	-	-	12	52	97	1	19-6-0	101	0	71	198	2	33	62	2	2-0-1	0	0	35	62
O18	at Michigan State	L, 0-20	25,377	-	-	5	30	34	0	14-2-1	12	0	44	46	12	55	344	3	3-1-0	3	0	58	347
O25	MISSOURI	L, 7-26	14,763	-	-	10	33	120	1	22-7-6	92	0	55	212	20	61	286	2	18-9-1	106	2	79	392
N1	at Oklahoma	L, 9-27	26,473	-	-	14	57	231	0	15-5-2	59	1	72	290	4	59	270	4	5-1-1	7	0	64	277
N8	at Drake	W, 36-6	9,786	-	-	16	52	287	4	15-5-0	69	1	67	356	8	34	65	1	13-5-0	67	0	47	132
N15	KANSAS STATE	W, 14-0	5,791	-	-	15	53	242	1	11-4-2	77	1	64	319	4	24	43	0	10-4-1	41	0	34	84

### 1948 (4-6)

Coach: Abe Stuber Captain: Ray Klootwyk

Date	Opponent	Result	Att.	Ranking		ISU FD	Rushing			Passing			Total Off.		Opp FD	Rushing			Passing			Total Off.	
				ISU	Opp		Att	Yds	TD	A-C-I	Yds	TD	Plays	Yds		Att	Yds	TD	A-C-I	Yds	TD	Plays	Yds
S18	NORTHERN IOWA	W, 27-7	10,867	-	-	11	43	152	2	18-7-1	124	2	61	276	10	35	181	1	18-7-2	82	0	53	263
S25	at Nebraska	L, 15-19	34,514	-	-	11	35	103	1	21-9-3	135	1	56	238	10	44	214	2	15-6-0	66	1	59	280
O2	at Kansas State	W, 20-0	14,777	-	-	12	42	232	2	17-6-1	62	1	59	294	9	40	154	0	5-2-3	24	0	45	178
O9	KANSAS	L, 7-20	11,959	-	-	7	30	69	1	16-7-3	97	0	46	166	19	56	220	1	16-7-3	106	2	72	326
O16	COLORADO	W, 18-7	14,530	-	-	9	46	233	3	9-3-1	49	0	55	282	7	36	67	1	21-9-2	80	0	57	147
O23	at Missouri	L, 7-49	22,032	-	9	10	47	96	1	16-6-2	60	0	63	156	18	46	314	5	18-7-1	143	2	66	457
O30	OKLAHOMA	L, 6-33	9,985	-	16	13	46	146	0	20-12-2	74	1	66	220	14	45	198	4	16-7-1	130	1	61	328
N6	DRAKE	W, 2-0	12,826	-	-	10	43	139	0	15-3-1	50	0	58	189	12	45	170	0	19-3-2	23	0	64	193
N13	MICHIGAN STATE	L, 7-48	7,847	-	-	10	39	59	1	21-7-2	107	0	60	166	21	51	359	3	16-9-4	265	4	67	624
N20	at Arizona	L, 7-14	13,771	-	-	16	46	200	1	14-5-3	54	0	60	254	19	58	172	2	25-12-2	150	0	83	322





# IOWA STATE FOOTBALL

## ALL-TIME RESULTS

### 1949 (5-3-1)

Coach: Abe Stuber Captain: Dean Laun

Date	Opponent	Result	Att.	Ranking		ISU FD	Rushing			Passing			Total Off.		Opp FD	Rushing			Passing			Total Off.	
				ISU	Opp		Att	Yds	TD	A-C-I	Yds	TD	Plays	Yds		Att	Yds	TD	A-C-I	Yds	TD	Plays	Yds
S17	DUBUQUE	W, 64-0	6,951	-	-	25	57	417	6	20-13-0	251	4	77	668	6	32	94	0	20-6-3	46	0	52	140
S24	at Illinois	T, 20-20	31,883	-	-	18	53	215	3	18-8-3	155	0	71	370	14	45	209	3	16-8-2	97	0	61	306
O1	at Kansas	W, 19-6	21,346	-	-	15	55	248	2	19-9-2	130	1	74	378	13	47	257	1	19-6-2	101	0	66	358
O8	at Colorado	W, 13-6	16,234	-	-	11	46	187	2	12-4-0	47	0	58	234	14	54	202	1	14-3-1	40	0	68	242
O15	KANSAS STATE	W, 25-21	18,792	-	-	18	42	179	2	25-13-0	210	2	67	389	18	53	207	3	10-5-1	84	0	63	291
O22	MISSOURI	L, 0-32	17,232	-	18	12	40	96	0	30-9-2	114	0	70	210	18	70	406	5	10-3-1	57	0	80	463
O29	at Oklahoma	L, 7-34	38,149	-	3	12	31	23	0	28-18-1	281	1	59	304	20	65	336	5	8-4-0	115	0	73	451
N5	at Drake	W, 21-8	18,311	-	-	13	49	129	3	20-9-1	137	0	69	266	12	45	241	1	14-4-5	53	0	59	294
N12	NEBRASKA	L, 0-7	13,558	-	-	12	70	230	0	17-4-1	2	0	87	232	4	34	85	1	1-0-0	0	0	35	85

### 1950 (3-6-1)

Coach: Abe Stuber Captain: Vince Beacom

Date	Opponent	Result	Att.	Ranking		ISU FD	Rushing			Passing			Total Off.		Opp FD	Rushing			Passing			Total Off.	
				ISU	Opp		Att	Yds	TD	A-C-I	Yds	TD	Plays	Yds		Att	Yds	TD	A-C-I	Yds	TD	Plays	Yds
S23	COLORADO	W, 14-7	10,739	-	-	17	53	198	2	17-5-1	93	0	70	291	8	45	118	1	10-4-1	84	0	55	202
S30	at Northwestern	L, 13-23	38,473	-	-	15	39	120	1	29-15-3	151	1	68	271	20	64	292	3	24-8-0	142	1	88	434
O7	NORTHERN IOWA	W, 26-8	11,001	-	-	18	55	171	4	21-11-0	237	2	76	408	10	50	178	1	5-0-0	0	0	55	178
O14	KANSAS	L, 21-33	17,392	-	-	18	34	144	2	26-17-3	198	1	60	342	20	62	355	4	10-2-1	43	1	72	398
O21	at Missouri	T, 20-20	23,101	-	-	16	37	103	0	28-17-2	279	3	65	382	20	66	277	2	16-5-3	87	1	82	364
O28	OKLAHOMA	L, 7-20	16,883	-	3	13	40	102	0	19-9-2	121	1	59	223	22	54	234	3	10-4-0	76	0	64	310
N4	at Kansas State	W, 13-7	13,342	-	-	16	51	274	2	11-5-1	54	0	62	328	15	53	147	1	12-6-1	154	0	65	301
N11	DRAKE	L, 21-35	15,119	-	-	18	46	123	2	32-15-4	185	1	78	308	16	48	256	4	13-8-2	98	1	61	354
N18	at Nebraska	L, 13-20	37,193	-	18	14	37	108	2	20-11-0	137	0	57	245	17	74	266	3	3-0-1	0	0	77	266
N25	at Arizona	L, 26-27	13,868	-	-	19	40	176	4	23-12-2	119	0	63	295	24	64	283	4	10-5-1	57	0	74	340

### 1951 (4-4-1)

Coach: Abe Stuber Captain: Stan Campbell

Date	Opponent	Result	Att.	Ranking		ISU FD	Rushing			Passing			Total Off.		Opp FD	Rushing			Passing			Total Off.	
				ISU	Opp		Att	Yds	TD	A-C-I	Yds	TD	Plays	Yds		Att	Yds	TD	A-C-I	Yds	TD	Plays	Yds
S22	WAYNE	W, 53-21	9,145	-	-	20	63	257	4	14-11-1	174	4	77	431	10	34	84	2	23-9-2	179	1	57	263
S29	at Kansas	L, 33-53	26,000	-	-	17	71	238	5	25-8-3	84	0	96	322	8	38	223	6	13-4-2	135	2	51	358
O6	at Marquette	T, 6-6	4,748	-	-	1	47	5	0	0-0-0	0	0	47	5	9	64	141	0	12-5-2	99	1	76	240
O13	KANSAS STATE	W, 32-6	15,789	-	-	22	48	153	2	29-17-3	196	2	77	349	11	34	84	0	24-10-3	94	0	58	178
O20	MISSOURI	W, 21-14	9,264	-	-	13	55	181	0	13-7-0	64	2	68	245	9	38	86	1	26-10-3	83	1	64	189
O27	at Drake	W, 13-0	15,627	-	-	17	48	168	1	27-14-0	217	1	74	385	9	43	119	0	18-4-3	34	0	61	153
N3	at Colorado	L, 20-47	23,462	-	-	16	42	168	1	29-11-4	246	2	71	414	10	52	262	4	8-5-1	109	1	60	371
N10	NEBRASKA	L, 27-34	15,519	-	-	13	33	92	0	40-22-5	254	4	73	346	17	40	123	1	38-16-3	253	3	78	376
N17	at Oklahoma	L, 6-35	34,761	-	12	15	38	95	0	41-18-2	183	1	79	285	17	63	328	4	9-6-0	109	1	72	437



# IOWA STATE FOOTBALL

## ALL-TIME RESULTS

### 1952 (3-6)

Coach: Abe Stuber Captains: Carl Brettschneider, Bill Byrus

Date	Opponent	Result	Att.	Ranking		ISU FD	Rushing			Passing			Total Off.		Opp FD	Rushing			Passing			Total Off.	
				ISU	Opp		Att	Yds	TD	A-C-I	Yds	TD	Plays	Yds		Att	Yds	TD	A-C-I	Yds	TD	Plays	Yds
S20	SOUTH DAKOTA STATE	W, 57-19	10,241	-	-	22	53	318	4	18-8-1	152	4	71	470	11	44	88	2	12-5-1	115	0	56	203
S27	at Illinois	L, 7-33	47,702	-	5	14	62	123	1	12-4-6	37	0	74	160	13	32	103	3	21-11-5	191	1	53	294
O4	at Nebraska	L, 0-16	35,610	-	-	12	36	85	0	18-12-1	124	0	54	209	19	68	351	2	5-2-1	39	0	73	390
O11	KANSAS	L, 0-43	10,101	-	9	6	37	93	0	14-6-3	66	0	51	159	23	71	270	3	18-9-1	196	3	89	466
O18	COLORADO	L, 12-21	12,214	-	-	10	46	147	1	23-9-2	88	1	69	235	11	45	147	1	17-8-1	84	1	62	231
O25	at Missouri	L, 0-19	16,160	-	-	5	22	43	0	17-8-2	69	0	39	112	24	70	276	2	24-14-1	184	1	94	460
N1	OKLAHOMA	L, 0-41	9,619	-	3	6	48	54	0	19-5-4	57	0	67	111	16	68	297	5	6-4-1	114	1	74	411
N8	DRAKE	W, 55-7	8,313	-	-	24	76	396	6	13-4-2	98	2	89	494	10	33	52	0	37-9-7	101	1	70	153
N22	at Kansas State	W, 27-0	11,958	-	-	20	71	280	4	15-9-1	34	0	86	314	8	35	82	0	9-3-1	32	0	44	114

### 1953 (2-7)

Coach: Abe Stuber Captains: Jack Lessin, Jim Rawley

Date	Opponent	Result	Att.	Ranking		ISU FD	Rushing			Passing			Total Off.		Opp FD	Rushing			Passing			Total Off.	
				ISU	Opp		Att	Yds	TD	A-C-I	Yds	TD	Plays	Yds		Att	Yds	TD	A-C-I	Yds	TD	Plays	Yds
S19	SOUTH DAKOTA	W, 35-0	9,986	-	-	19	64	286	4	18-5-0	117	1	82	403	9	39	87	0	18-6-1	64	0	57	151
S26	at Northwestern	L, 0-35	37,960	-	-	7	39	98	0	19-4-2	47	0	58	145	18	51	412	4	23-9-1	158	1	74	570
O3	at Kansas	L, 0-23	23,676	-	-	6	37	47	0	13-3-2	51	0	50	98	17	60	266	3	7-3-0	69	0	67	335
O10	KANSAS STATE	L, 12-20	8,037	-	-	16	55	174	2	10-4-3	61	0	65	235	10	43	222	2	7-3-0	68	1	50	290
O17	MISSOURI	W, 13-6	12,486	-	-	12	57	162	1	7-5-1	63	1	64	225	14	43	149	0	19-6-1	70	1	62	219
O24	at Drake	L, 7-12	5,648	-	-	13	34	73	0	20-10-1	186	1	54	259	12	48	116	2	14-8-0	104	0	52	220
O31	at Colorado	L, 34-41	22,136	-	-	17	48	230	3	18-12-2	218	2	66	448	17	45	278	3	14-6-1	117	2	59	395
N7	NEBRASKA	L, 19-27	12,116	-	-	14	44	156	3	22-16-2	131	0	66	287	12	48	216	4	7-4-1	78	0	55	294
N14	at Oklahoma	L, 0-47	43,713	-	6	12	24	61	0	32-17-2	100	0	56	161	18	59	376	4	8-5-0	123	2	67	499

### 1954 (3-6)

Coach: Vince DiFrancesca Captains: Max Burkett, Weldon Thalacker

Date	Opponent	Result	Att.	Ranking		ISU FD	Rushing			Passing			Total Off.		Opp FD	Rushing			Passing			Total Off.	
				ISU	Opp		Att	Yds	TD	A-C-I	Yds	TD	Plays	Yds		Att	Yds	TD	A-C-I	Yds	TD	Plays	Yds
S18	SOUTH DAKOTA STATE	W, 34-6	9,782	-	-	11	31	267	4	16-7-2	45	1	47	312	10	57	211	1	11-4-0	38	0	68	249
S25	at Northwestern	L, 14-27	32,056	-	-	8	31	39	1	14-7-2	76	0	45	115	20	71	267	3	10-6-2	72	1	81	339
O2	at Nebraska	L, 14-39	29,522	-	-	21	53	202	2	19-9-0	112	0	72	314	16	38	383	4	7-2-0	57	1	45	440
O9	KANSAS	W, 33-6	8,696	-	-	14	57	311	4	7-3-0	25	1	64	336	7	32	96	1	8-4-2	42	0	40	138
O16	COLORADO	L, 0-20	14,779	-	-	12	35	79	0	19-7-2	85	0	54	164	18	61	319	3	3-2-0	18	0	64	337
O23	at Missouri	L, 14-32	18,869	-	-	10	44	122	0	23-17-4	76	2	67	198	19	44	227	4	15-8-2	142	1	59	369
O30	DRAKE	W, 35-0	7,642	-	-	20	55	318	4	14-7-0	109	1	69	427	13	33	89	0	17-10-0	96	0	50	185
N6	OKLAHOMA	L, 0-40	10,209	-	3	12	33	69	0	30-15-3	114	0	63	183	18	47	265	3	13-8-0	151	1	60	416
N13	at Kansas State	L, 7-12	14,347	-	-	8	38	78	0	16-6-3	20	1	54	98	17	56	262	2	6-5-0	72	0	62	334



# IOWA STATE FOOTBALL

## ALL-TIME RESULTS

### 1955 (1-7-1)

Coach: Vince DiFrancesca Captains: Jim McCaulley, Mel Wostoupal

Date	Opponent	Result	Att.	Ranking		ISU FD	Rushing			Passing			Total Off.		Opp FD	Rushing			Passing			Total Off.	
				ISU	Opp		Att	Yds	TD	A-C-I	Yds	TD	Plays	Yds		Att	Yds	TD	A-C-I	Yds	TD	Plays	Yds
S17	DENVER	L, 7-19	12,217	-	-	9	43	120	1	20-8-0	85	0	63	205	10	36	142	2	10-6-1	118	1	46	260
O1	at Illinois	L, 0-40	45,706	-	-	11	41	120	0	18-4-4	62	0	59	182	20	48	296	6	18-7-1	122	0	66	418
O8	at Kansas	T, 7-7	19,854	-	-	10	47	172	1	13-6-2	41	0	60	213	12	43	128	1	14-5-1	101	0	57	229
O15	MISSOURI	W, 20-14	8,314	-	-	11	46	113	0	17-10-1	114	3	63	227	15	40	99	1	20-11-0	152	1	60	251
O22	KANSAS STATE	L, 7-9	14,740	-	-	15	37	75	0	26-12-4	130	1	63	205	11	43	106	1	7-5-0	68	0	50	174
O29	at Drake	L, 21-27	6,516	-	-	14	30	79	3	33-13-2	189	0	63	268	16	39	105	3	23-14-1	198	1	62	303
N5	NEBRASKA	L, 7-10	11,237	-	-	12	36	141	1	19-2-2	18	0	55	159	12	60	211	1	5-2-0	37	0	65	248
N12	at Oklahoma	L, 0-52	46,455	-	1	7	49	75	0	11-4-1	62	0	60	137	18	63	393	7	13-4-2	66	1	76	459
N19	at Colorado	L, 0-40	20,780	-	-	6	43	77	0	9-2-3	(-1)	0	52	76	18	58	307	6	11-5-1	68	0	69	375

### 1956 (2-8)

Coach: Vince DiFrancesca Captains: Chuck Muelhaupt, Oliver Sparks

Date	Opponent	Result	Att.	Ranking		ISU FD	Rushing			Passing			Total Off.		Opp FD	Rushing			Passing			Total Off.	
				ISU	Opp		Att	Yds	TD	A-C-I	Yds	TD	Plays	Yds		Att	Yds	TD	A-C-I	Yds	TD	Plays	Yds
S15	at Denver	W, 13-10	14,126	-	-	17	62	181	2	10-6-0	98	0	72	279	12	44	206	0	12-4-1	51	1	56	257
S29	at Northwestern	L, 13-14	31,108	-	-	13	44	194	2	9-4-0	95	0	53	289	15	49	248	2	12-1-2	11	0	61	259
O6	at Nebraska	L, 7-9	31,743	-	-	7	45	150	0	4-0-0	0	0	49	150	14	68	248	1	4-1-1	5	0	72	253
O13	KANSAS	L, 14-25	9,552	-	-	11	43	96	0	20-7-2	114	2	63	210	12	55	123	3	8-5-1	97	1	63	220
O20	COLORADO	L, 0-52	14,985	-	-	11	42	34	0	17-6-2	97	0	59	131	21	57	355	6	10-5-0	71	0	67	426
O27	at Missouri	L, 0-34	18,752	-	-	5	50	119	0	8-2-2	12	0	58	131	15	44	226	5	13-9-0	148	0	57	374
N3	DRAKE	W, 39-14	8,140	-	-	11	40	221	2	6-2-0	42	1	46	263	18	50	127	1	27-12-2	188	1	77	315
N10	OKLAHOMA	L, 0-40	11,409	-	1	4	48	84	0	4-1-1	11	0	52	95	21	58	339	5	9-6-0	104	1	67	443
N17	at Kansas State	L, 6-32	12,693	-	-	9	47	92	1	12-2-1	24	0	59	116	15	57	166	3	14-6-0	174	2	71	340
N24	at Villanova	L, 0-26	5,000	-	-	12	45	74	0	18-6-0	69	0	73	143	20	56	248	2	17-9-0	149	2	73	397

### 1957 (4-5-1)

Coach: J.A. Myers Captains: John Falter, Marv Walter

Date	Opponent	Result	Att.	Ranking		ISU FD	Rushing			Passing			Total Off.		Opp FD	Rushing			Passing			Total Off.	
				ISU	Opp		Att	Yds	TD	A-C-I	Yds	TD	Plays	Yds		Att	Yds	TD	A-C-I	Yds	TD	Plays	Yds
S21	DENVER	W, 10-0	12,385	-	-	14	46	172	1	9-4-0	46	0	55	218	14	58	188	0	9-5-0	68	0	67	256
S28	at Syracuse	T, 7-7	12,705	-	-	10	34	120	0	9-4-0	59	1	43	179	19	54	240	1	11-6-0	50	0	65	290
O5	at Oklahoma	L, 14-40	53,392	-	1	15	60	138	0	19-11-2	130	2	79	268	13	45	164	5	7-5-0	128	0	52	292
O12	at Kansas	W, 21-6	21,809	-	-	11	59	187	3	5-1-0	12	0	64	199	10	36	80	1	23-11-2	117	0	59	197
O19	MISSOURI	L, 13-35	12,641	-	-	12	37	143	1	8-5-2	62	0	45	205	24	67	326	3	9-6-0	84	2	76	410
O26	KANSAS STATE	L, 10-14	14,421	-	-	14	50	132	0	15-6-1	101	1	65	233	12	53	207	2	2-0-0	0	0	55	207
N2	at Drake	L, 0-20	6,557	-	-	6	31	46	0	13-5-2	63	0	44	109	19	48	165	2	24-15-1	201	1	72	366
N9	at Nebraska	W, 13-0	6,083	-	-	17	71	279	2	8-4-1	50	0	79	329	13	36	175	0	17-3-2	39	0	53	214
N16	SOUTH DAKOTA	W, 33-0	5,095	-	-	16	50	170	3	11-6-1	94	2	61	264	9	42	52	0	21-9-1	62	0	63	114
N23	at Colorado	L, 21-38	26,140	-	-	13	37	114	1	22-10-1	236	2	59	350	29	58	427	4	13-6-1	149	2	71	576





# IOWA STATE FOOTBALL

## ALL-TIME RESULTS

### 1958 (4-6)

Coach: Clay Stapleton Captain: Gale Gibson

Date	Opponent	Result	Att.	Ranking		ISU FD	Rushing			Passing			Total Off.		Opp FD	Rushing			Passing			Total Off.	
				ISU	Opp		Att	Yds	TD	A-C-I	Yds	TD	Plays	Yds		Att	Yds	TD	A-C-I	Yds	TD	Plays	Yds
S20	DRAKE	W, 33-0	12,806	-	-	18	58	277	4	6-4-0	113	1	64	390	7	37	38	0	9-3-2	32	0	46	70
S27	at Arizona	W, 14-0	18,608	-	-	13	54	220	2	9-4-1	70	0	63	290	11	30	74	0	28-15-6	114	0	58	188
O4	at Nebraska	L, 6-7	30,310	-	-	15	60	243	1	9-3-1	63	0	69	306	8	40	121	0	5-4-1	36	1	45	157
O11	KANSAS	L, 0-7	14,551	-	-	11	49	152	0	10-4-0	40	0	59	192	19	70	226	1	9-2-1	19	0	79	245
O18	COLORADO	L, 0-20	8,274	-	-	9	46	43	0	12-4-0	70	0	58	113	18	57	291	3	9-4-1	62	0	66	353
O25	at Missouri	L, 6-14	22,464	-	-	10	35	101	1	13-5-1	51	0	48	152	13	63	225	2	5-1-0	30	0	68	255
N1	SOUTH DAKOTA	W, 53-0	6,337	-	-	23	60	374	4	9-5-0	194	3	69	568	8	40	94	0	16-2-3	11	0	56	105
N8	OKLAHOMA	L, 0-20	10,314	-	6	9	55	232	0	8-2-0	14	0	63	246	17	68	273	2	4-1-0	5	1	72	278
N15	at Kansas State	L, 6-14	8,193	-	-	7	33	127	1	11-3-1	32	0	44	159	21	73	277	2	7-3-0	19	0	80	296
N21	at San Jose State	W, 9-6	11,214	-	-	18	62	245	1	9-3-1	37	0	71	282	13	34	148	1	17-6-1	62	0	51	210

### 1959 (7-3)

Coach: Clay Stapleton Captain: Dwight Nichols

Date	Opponent	Result	Att.	Ranking		ISU FD	Rushing			Passing			Total Off.		Opp FD	Rushing			Passing			Total Off.	
				ISU	Opp		Att	Yds	TD	A-C-I	Yds	TD	Plays	Yds		Att	Yds	TD	A-C-I	Yds	TD	Plays	Yds
S19	at Drake	W, 41-0	13,397	-	-	27	72	342	3	15-10-0	108	1	87	450	6	22	18	0	22-5-3	82	0	44	100
S25	at Denver	W, 28-12	8,903	-	-	15	40	221	2	4-3-0	45	2	44	266	17	67	225	2	6-3-1	54	0	73	279
O3	MISSOURI	L, 0-14	10,632	-	-	8	40	121	0	18-5-1	42	0	58	163	20	60	248	1	10-4-4	34	1	70	282
O10	at South Dakota	W, 41-6	1,864	-	-	20	58	335	6	5-4-0	67	0	63	402	11	40	35	0	25-8-3	106	0	65	141
O17	at Colorado	W, 27-0	37,319	-	-	17	54	247	3	8-5-0	80	1	62	327	8	45	94	0	16-4-2	27	0	61	121
O24	KANSAS STATE	W, 26-0	13,899	-	-	21	57	358	2	11-6-0	108	2	69	466	12	45	163	0	12-6-2	39	0	57	202
O31	at Kansas	L, 0-7	24,409	-	-	11	43	122	0	13-5-3	73	0	56	195	15	57	256	1	7-4-0	51	0	64	307
N7	NEBRASKA	W, 18-6	10,995	-	-	11	43	168	1	3-1-0	15	0	46	183	14	52	103	1	11-3-2	45	0	63	148
N14	SAN JOSE STATE	W, 55-0	6,049	-	-	15	53	247	5	9-4-1	80	2	62	327	8	29	52	0	30-13-4	115	0	59	167
N21	at Oklahoma	L, 12-35	46,529	-	-	16	42	126	1	13-8-3	103	1	55	229	22	73	348	5	2-0-1	0	0	75	348

### 1960 (7-3)

Coach: Clay Stapleton Captain: Arden Esslinger

Date	Opponent	Result	Att.	Ranking		ISU FD	Rushing			Passing			Total Off.		Opp FD	Rushing			Passing			Total Off.	
				ISU	Opp		Att	Yds	TD	A-C-I	Yds	TD	Plays	Yds		Att	Yds	TD	A-C-I	Yds	TD	Plays	Yds
S17	DRAKE	W, 46-0	14,686	-	-	19	50	354	4	10-5-0	47	2	60	401	6	36	42	0	19-7-1	49	0	55	91
S23	at Detroit	W, 44-21	14,609	-	-	18	55	323	5	9-5-1	96	1	64	419	13	42	137	2	17-4-1	36	1	59	173
O1	at Nebraska	W, 10-7	32,262	-	-	13	52	219	1	2-0-1	0	0	54	219	11	49	193	1	6-1-1	18	0	55	211
O8	KANSAS	L, 14-28	16,277	-	10	15	47	169	2	9-5-3	73	0	56	242	13	48	191	3	4-2-1	64	1	52	255
O15	COLORADO	L, 6-21	17,205	-	-	7	33	56	0	9-6-1	106	0	42	162	14	62	289	3	9-3-1	28	0	71	317
O22	at Missouri	L, 8-34	33,683	-	5	7	38	105	1	5-2-0	28	1	43	133	20	63	294	4	2-1-1	18	0	65	312
O29	at Oklahoma State	W, 13-9	17,042	-	-	7	43	135	2	0-0-0	0	0	43	135	10	56	169	1	4-1-1	2	0	60	171
N5	OKLAHOMA	W, 10-6	15,451	-	-	9	51	181	1	6-2-0	25	0	57	206	15	57	212	1	6-2-0	19	0	63	231
N12	at Kansas State	W, 20-7	7,649	-	-	20	67	358	3	9-3-2	30	0	76	388	7	25	118	1	13-4-0	40	0	38	158
N19	at Pacific	W, 14-6	6,459	-	-	15	53	216	1	7-2-1	40	1	60	256	10	44	156	1	13-4-0	28	0	57	184



# IOWA STATE FOOTBALL

## ALL-TIME RESULTS

### 1961 (5-5)

Coach: Clay Stapleton Captain: John Cooper

Date	Opponent	Result	Att.	Ranking		ISU FD	Rushing			Passing			Total Off.		Opp FD	Rushing			Passing			Total Off.	
				ISU	Opp		Att	Yds	TD	A-C-I	Yds	TD	Plays	Yds		Att	Yds	TD	A-C-I	Yds	TD	Plays	Yds
S16	at Drake	W, 21-0	12,465	-	-	13	48	192	1	7-3-1	60	2	55	252	11	51	132	0	9-2-1	16	0	60	148
S23	OKLAHOMA STATE	W, 14-7	16,848	-	-	7	34	135	2	3-2-1	45	0	37	180	19	58	210	1	12-5-1	63	0	70	273
O7	at Oklahoma	W, 21-15	45,365	-	-	13	50	185	3	3-2-1	32	0	53	217	17	56	207	2	17-8-1	91	0	73	298
O14	at Kansas	L, 7-21	32,176	-	-	9	39	132	0	9-5-0	68	1	48	200	13	50	189	3	7-3-2	66	0	57	255
O21	MISSOURI	L, 7-13	21,932	-	-	8	32	34	0	16-6-1	99	1	48	133	15	61	233	1	3-2-0	19	1	64	252
O28	KANSAS STATE	W, 31-7	18,475	-	-	15	48	345	2	12-3-2	63	2	60	408	7	42	111	1	7-4-1	41	0	49	152
N4	at Boston College	L, 10-14	13,015	-	-	14	48	172	0	15-8-1	137	1	63	309	11	45	136	2	12-4-2	61	0	57	197
N11	NEBRASKA	L, 13-16	13,106	-	-	10	22	90	1	22-11-2	176	1	44	266	18	57	235	2	9-5-0	78	0	66	313
N18	at Tulsa	W, 27-6	6,600	-	-	15	42	279	4	5-3-0	54	0	47	333	18	50	103	0	27-13-4	139	1	77	242
N25	at Colorado	L, 0-34	30,399	-	7	11	43	88	0	14-4-3	66	0	57	154	18	52	248	3	24-8-1	157	1	76	405

### 1962 (5-5)

Coach: Clay Stapleton Captain: Jim Clapper

Date	Opponent	Result	Att.	Ranking		ISU FD	Rushing			Passing			Total Off.		Opp FD	Rushing			Passing			Total Off.	
				ISU	Opp		Att	Yds	TD	A-C-I	Yds	TD	Plays	Yds		Att	Yds	TD	A-C-I	Yds	TD	Plays	Yds
S15	DRAKE	W, 14-7	21,781	-	-	11	48	195	2	8-1-0	7	0	56	202	11	45	137	1	18-11-0	93	0	63	230
S22	at Oregon St. (Portland)	L, 35-39	30,430	-	-	14	42	169	3	14-10-1	211	2	56	380	27	45	197	3	30-16-1	252	3	75	449
O6	at Nebraska	L, 22-36	34,321	-	-	13	38	147	2	14-7-2	70	1	52	217	20	62	234	4	15-9-0	153	1	77	387
O13	KANSAS	L, 8-29	22,262	-	-	12	40	59	1	12-6-1	102	0	52	161	21	54	312	4	8-2-1	34	0	62	346
O20	COLORADO	W, 57-19	18,045	-	-	21	52	358	5	13-6-0	130	2	65	488	12	38	85	1	31-13-1	123	2	69	208
O27	at Missouri	L, 6-21	42,010	-	-	8	32	101	1	15-6-2	93	0	47	194	25	73	348	3	4-0-3	0	0	77	348
N3	at Oklahoma State	W, 34-7	17,533	-	-	24	64	404	4	10-5-1	74	1	74	478	13	31	71	0	31-11-2	130	1	62	201
N10	OKLAHOMA	L, 0-41	15,391	-	-	12	44	86	0	18-5-2	62	0	62	148	25	61	309	5	14-10-0	112	1	75	421
N17	at Kansas State	W, 28-14	9,224	-	-	20	59	270	3	7-2-0	49	0	66	319	11	43	104	1	11-6-0	61	1	54	165
N24	OHIO	W, 31-22	8,503	-	-	24	59	321	2	17-9-0	206	2	76	527	12	28	97	2	28-10-3	55	1	56	352

### 1963 (4-5)

Coach: Clay Stapleton Captain: Dave Hoover

Date	Opponent	Result	Att.	Ranking		ISU FD	Rushing			Passing			Total Off.		Opp FD	Rushing			Passing			Total Off.	
				ISU	Opp		Att	Yds	TD	A-C-I	Yds	TD	Plays	Yds		Att	Yds	TD	A-C-I	Yds	TD	Plays	Yds
S21	at California	L, 8-15	38,477	-	-	12	58	217	0	14-6-1	98	0	72	315	8	35	104	1	19-6-0	113	1	54	217
S28	VMI	W, 21-6	14,530	-	-	14	50	174	1	4-2-0	29	1	54	203	16	45	132	0	26-9-2	100	1	71	232
O5	at Nebraska	L, 7-21	37,640	-	-	13	44	133	1	12-5-2	51	0	56	184	18	53	279	3	6-3-0	42	0	59	321
O12	at Kansas	W, 17-14	32,915	-	-	19	48	180	1	19-9-2	131	1	67	311	14	46	181	2	15-3-3	94	0	61	275
O19	at Colorado	W, 19-7	26,866	-	-	16	54	152	1	21-5-0	58	1	75	210	4	42	106	1	7-4-0	74	0	49	180
O26	MISSOURI	L, 0-7	22,081	-	-	10	42	139	0	13-5-3	33	0	55	172	3	34	18	0	12-5-1	41	0	46	59
N2	OKLAHOMA STATE	W, 33-28	18,002	-	-	15	54	202	3	8-4-2	79	1	62	281	19	44	197	4	24-15-1	201	0	68	398
N9	at Oklahoma	L, 14-24	51,688	-	6	5	48	69	1	3-1-2	6	0	51	75	12	49	137	1	14-5-1	61	1	63	198
N16	KANSAS STATE	L, 10-21	13,207	-	-	16	53	236	1	10-2-1	24	0	63	260	17	52	214	3	7-3-0	47	0	59	261
N23	Drake	game cancelled																					



# IOWA STATE FOOTBALL

## ALL-TIME RESULTS

### 1964 (1-8-1)

Coach: Clay Stapleton Captain: Mike Cox

Date	Opponent	Result	Att.	Ranking		ISU FD	Rushing			Passing			Total Off.		Opp FD	Rushing			Passing			Total Off.	
				ISU	Opp		Att	Yds	TD	A-C-I	Yds	TD	Plays	Yds		Att	Yds	TD	A-C-I	Yds	TD	Plays	Yds
S19	DRAKE	W, 25-0	20,523	-	-	16	50	223	3	17-6-1	90	0	67	313	5	38	54	0	15-7-1	24	0	53	78
S26	at Oklahoma State	L, 14-29	17,655	-	-	12	54	236	2	6-1-1	8	0	60	244	15	46	243	3	11-7-0	160	1	57	403
O3	NEBRASKA	L, 7-14	21,185	-	-	9	38	132	1	6-3-0	18	0	44	150	20	60	243	2	10-5-0	45	0	70	288
O10	KANSAS	L, 6-42	19,706	-	-	8	24	32	1	31-14-3	135	0	55	167	21	55	314	3	19-10-1	133	3	74	447
O17	COLORADO	L, 7-14	19,778	-	-	10	44	87	1	17-4-1	53	0	61	140	16	62	220	2	7-3-0	29	0	69	249
O24	at Missouri	L, 0-10	43,493	-	-	6	31	93	0	9-2-1	42	0	40	135	18	68	201	0	14-6-0	105	1	82	306
O31	at Army	L, 7-9	22,155	-	-	14	39	119	1	23-8-2	161	0	62	280	15	44	108	1	21-12-2	147	0	65	255
N7	at Oklahoma	L, 0-30	42,982	-	-	4	31	43	0	18-4-2	43	0	49	86	15	62	248	4	16-4-1	81	0	78	329
N14	at Kansas State	L, 6-7	15,738	-	-	15	47	146	1	21-9-0	84	0	68	230	9	50	160	1	8-2-0	39	0	58	199
N21	at Arizona	T, 0-0	24,595	-	-	15	53	174	0	18-6-1	82	0	71	256	9	39	143	0	12-4-2	56	0	51	199

### 1965 (5-4-1)

Coach: Clay Stapleton Captains: Dick Kasperek, Jimmy Wipert

Date	Opponent	Result	Att.	Ranking		ISU FD	Rushing			Passing			Total Off.		Opp FD	Rushing			Passing			Total Off.	
				ISU	Opp		Att	Yds	TD	A-C-I	Yds	TD	Plays	Yds		Att	Yds	TD	A-C-I	Yds	TD	Plays	Yds
S18	DRAKE	W, 21-0	6,938	-	-	9	30	175	2	23-10-2	100	0	53	275	15	50	162	0	15-8-3	123	0	65	285
S25	PACIFIC	W, 38-13	17,550	-	-	19	58	259	4	26-12-4	143	1	85	402	7	38	3	0	17-6-2	105	1	55	108
O2	at Nebraska	L, 0-44	54,145	-	3	7	35	44	0	12-4-1	30	0	47	74	27	61	290	4	28-15-0	207	2	89	497
O9	at Kansas	W, 21-7	38,006	-	-	10	50	152	2	13-7-0	174	1	63	326	9	44	136	1	11-3-1	39	0	55	175
O16	at Colorado	T, 10-10	27,005	-	-	10	44	115	0	21-6-3	56	1	65	171	14	64	186	1	20-8-1	99	0	84	285
O23	MISSOURI	L, 7-23	21,150	-	-	17	48	85	1	27-11-1	119	0	74	204	17	53	197	2	9-3-0	41	1	62	238
O30	OKLAHOMA STATE	W, 14-10	19,542	-	-	14	39	198	2	20-9-1	100	0	59	298	14	50	138	1	18-8-1	70	0	68	208
N6	at Oklahoma	L, 20-24	43,642	-	-	10	31	108	1	18-6-2	148	2	49	256	24	87	299	3	8-3-0	45	0	95	344
N13	KANSAS STATE	W, 38-6	13,977	-	-	28	54	230	5	44-21-1	293	0	98	523	9	41	134	1	12-2-0	26	0	53	160
N20	at New Mexico	L, 9-10	14,225	-	-	14	27	36	0	25-14-0	255	1	52	291	16	54	219	1	11-4-0	66	0	65	285

### 1966 (2-6-2)

Coach: Clay Stapleton Captains: Bob Evans, Dick Schafroth

Date	Opponent	Result	Att.	Ranking		ISU FD	Rushing			Passing			Total Off.		Opp FD	Rushing			Passing			Total Off.	
				ISU	Opp		Att	Yds	TD	A-C-I	Yds	TD	Plays	Yds		Att	Yds	TD	A-C-I	Yds	TD	Plays	Yds
S17	at Wisconsin	L, 10-20	46,500	-	-	11	37	129	1	20-7-3	79	0	57	208	18	53	160	0	15-6-1	90	2	68	250
S24	OKLAHOMA	L, 11-29	21,467	-	-	14	44	79	1	32-15-3	173	0	76	252	15	48	200	2	16-9-0	142	2	64	342
O1	NEBRASKA	L, 6-12	25,548	-	6	10	34	79	0	23-11-1	114	0	57	191	21	55	229	1	27-16-2	203	0	82	432
O8	KANSAS	W, 24-7	23,105	-	-	21	60	276	3	13-7-2	88	0	73	364	14	48	150	1	16-4-3	50	0	64	200
O15	COLORADO	L, 21-41	23,345	-	-	17	40	152	2	25-17-0	220	1	65	372	27	66	361	6	16-8-0	94	0	82	455
O22	at Missouri	T, 10-10	45,149	-	-	10	53	130	1	14-6-1	105	0	67	235	12	44	96	0	22-8-1	116	1	66	212
O29	at Oklahoma State	T, 14-14	30,310	-	-	16	44	84	0	34-13-2	242	2	77	326	13	49	178	2	26-10-2	84	0	75	262
N12	at Kansas State	W, 30-13	10,256	-	-	19	47	148	3	23-11-2	171	0	70	319	17	46	103	1	26-10-4	223	1	72	326
N19	at Arizona	L, 24-27	23,904	-	-	22	36	107	1	40-25-1	335	2	76	442	21	29	76	1	40-27-1	271	3	69	347
N26	at Colorado State	L, 10-34	8,600	-	-	15	33	132	0	28-5-3	150	1	61	282	25	63	300	5	13-7-2	117	0	76	417





# IOWA STATE FOOTBALL

## ALL-TIME RESULTS

### 1967 (2-8)

Coach: Clay Stapleton Captains: Dave Mayberry, Don Stanley

Date	Opponent	Result	Att.	Ranking		ISU FD	Rushing			Passing			Total Off.		Opp FD	Rushing			Passing			Total Off.	
				ISU	Opp		Att	Yds	TD	A-C-I	Yds	TD	Plays	Yds		Att	Yds	TD	A-C-I	Yds	TD	Plays	Yds
S16	at South Carolina	L, 3-34	21,713	-	-	15	50	182	0	15-7-1	97	0	65	279	23	55	183	5	24-15-0	187	0	79	370
S23	at Texas Tech	L, 0-52	30,328	-	-	7	44	110	0	21-7-2	61	0	70	171	23	53	289	4	30-14-0	151	2	83	440
S30	NEW MEXICO	W, 17-12	21,621	-	-	14	65	284	2	7-1-1	8	0	72	292	15	31	30	0	44-18-2	212	2	75	242
O7	at Colorado	L, 0-34	43,304	-	8	9	46	56	0	20-8-3	143	0	66	199	17	48	217	3	22-12-1	223	1	70	440
O14	KANSAS STATE	W, 17-0	22,713	-	-	9	50	123	1	16-6-1	77	0	66	200	15	50	49	0	31-13-4	130	0	81	179
O21	MISSOURI	L, 7-23	25,008	-	-	10	36	44	0	20-12-0	138	1	56	182	19	74	336	2	8-2-1	20	0	83	356
O28	at Kansas	L, 14-28	36,131	-	-	19	52	136	1	31-16-2	151	1	83	287	19	52	184	2	16-9-0	210	2	68	394
N4	at Nebraska	L, 0-12	63,746	-	-	6	39	(-5)	0	27-9-1	83	0	66	78	18	62	216	1	17-4-1	111	0	79	327
N11	OKLAHOMA	L, 14-52	18,331	-	9	13	30	80	0	31-13-3	141	1	61	221	27	63	269	5	21-13-2	270	2	84	544
N18	OKLAHOMA STATE	L, 14-28	16,912	-	-	13	48	140	2	21-6-2	105	0	69	245	21	72	306	4	15-4-1	51	0	87	359

### 1968 (3-7)

Coach: Johnny Majors Captains: George Dimitri, John Warder

Date	Opponent	Result	Att.	Ranking		ISU FD	Rushing			Passing			Total Off.		Opp FD	Rushing			Passing			Total Off.	
				ISU	Opp		Att	Yds	TD	A-C-I	Yds	TD	Plays	Yds		Att	Yds	TD	A-C-I	Yds	TD	Plays	Yds
S14	BUFFALO	W, 28-10	21,187	-	-	15	46	154	4	21-11-1	150	0	67	304	16	52	130	1	23-15-1	139	0	75	239
S21	ARIZONA	L, 12-21	20,908	-	-	14	39	91	0	34-9-2	132	2	73	223	24	63	191	1	28-17-1	267	2	91	458
S28	at Brigham Young	W, 28-20	23,059	-	-	16	46	178	2	9-5-1	78	1	55	256	28	51	210	3	39-19-4	225	0	90	435
O5	COLORADO	L, 18-28	23,447	-	-	18	46	182	1	32-11-2	214	1	78	396	23	62	235	3	16-11-1	161	1	78	396
O12	at Kansas State	W, 23-14	31,507	-	-	13	49	254	3	13-8-0	65	0	62	319	24	35	71	1	50-29-6	295	1	85	366
O19	at Oklahoma	L, 7-42	46,960	-	-	13	41	98	1	25-14-2	161	0	66	259	27	62	295	6	19-10-1	146	0	81	441
O26	KANSAS	L, 25-46	26,256	-	3	20	54	164	2	28-11-1	138	1	82	302	25	64	303	4	18-11-0	186	2	82	489
N2	NEBRASKA	L, 13-24	30,463	-	-	19	46	182	2	28-10-2	112	0	74	294	22	57	209	2	17-12-0	161	1	74	370
N9	at Missouri	L, 7-42	50,655	-	6	11	46	81	0	12-7-0	102	1	58	183	22	66	320	5	11-6-0	99	1	77	419
N16	at Oklahoma State	L, 17-26	23,085	-	-	22	63	242	0	24-11-1	172	2	87	414	18	58	217	4	18-8-3	129	0	76	346

### 1969 (3-7)

Coach: Johnny Majors Captains: Jerry Fiat, Fred Jones

Date	Opponent	Result	Att.	Ranking		ISU FD	Rushing			Passing			Total Off.		Opp FD	Rushing			Passing			Total Off.	
				ISU	Opp		Att	Yds	TD	A-C-I	Yds	TD	Plays	Yds		Att	Yds	TD	A-C-I	Yds	TD	Plays	Yds
S20	at Syracuse	L, 13-14	30,491	-	-	14	44	143	1	17-6-1	48	0	61	191	22	59	212	2	20-14-2	123	0	79	335
S27	BRIGHAM YOUNG	W, 10-0	28,232	-	-	16	69	197	0	12-3-1	27	0	81	224	4	41	34	0	17-4-2	9	0	58	43
O4	at Illinois	W, 48-20	35,982	-	-	20	57	152	3	24-14-0	165	3	81	317	21	47	138	0	34-16-2	234	3	81	372
O11	COLORADO	L, 0-14	29,160	-	-	15	50	3	0	35-14-0	198	0	85	201	14	49	227	2	21-6-1	57	0	70	284
O18	at Kansas State	L, 7-34	28,674	-	-	5	40	47	1	21-4-2	20	0	61	67	21	54	148	4	39-20-3	221	0	93	369
O25	KANSAS	W, 44-20	26,398	-	-	14	47	198	3	13-7-1	73	1	60	271	22	57	194	2	26-14-2	174	0	83	368
N1	at Oklahoma	L, 14-37	53,811	-	-	14	46	72	0	23-10-1	147	2	69	219	32	77	339	4	20-14-2	230	1	97	569
N8	at Nebraska	L, 3-17	65,131	-	20	15	48	27	0	23-11-1	119	0	71	146	22	56	185	1	24-13-2	205	1	80	390
N15	MISSOURI	L, 13-40	23,147	-	6	8	34	57	1	36-13-2	98	0	70	155	24	61	228	2	36-16-2	317	3	97	545
N22	OKLAHOMA STATE	L, 0-35	20,315	-	-	7	29	53	0	28-13-5	117	0	57	170	22	60	265	3	26-13-1	158	2	86	423



# IOWA STATE FOOTBALL

## ALL-TIME RESULTS

### 1970 (5-6)

Coach: Johnny Majors Captains: Tony Washington, Mark Withrow

Date	Opponent	Result	Att.	Ranking		ISU FD	Rushing			Passing			Total Off.		Opp FD	Rushing			Passing			Total Off.	
				ISU	Opp		Att	Yds	TD	A-C-I	Yds	TD	Plays	Yds		Att	Yds	TD	A-C-I	Yds	TD	Plays	Yds
S19	at New Mexico	W, 32-3	17,459	-	-	21	56	248	1	27-14-2	179	2	83	427	12	53	161	0	19-7-1	48	0	72	209
S26	COLORADO STATE	W, 37-6	23,453	-	-	19	54	261	3	18-8-0	92	1	72	353	21	50	198	1	42-17-4	191	0	92	389
O3	at Utah	W, 16-13	19,156	-	-	16	49	178	1	26-10-1	106	0	75	284	14	51	152	1	19-7-2	73	0	70	225
O10	at Colorado	L, 10-61	41,089	-	17	16	45	99	1	30-12-1	129	0	75	228	21	60	299	4	22-10-0	139	2	82	438
O17	KANSAS STATE	L, 0-17	26,053	-	-	18	38	71	0	40-19-2	186	0	78	257	17	49	169	1	32-16-0	123	0	81	292
O24	at Kansas	L, 10-24	34,837	-	-	20	46	172	0	30-12-4	166	0	76	338	15	65	227	3	9-3-0	30	0	74	257
O31	OKLAHOMA	L, 28-29	26,672	-	-	13	44	73	2	25-11-4	227	2	69	300	19	75	292	3	9-7-0	153	1	84	445
N7	NEBRASKA	L, 29-54	34,007	-	14	15	24	117	0	38-19-3	228	4	62	345	32	76	342	6	27-18-0	223	2	103	565
N14	at Missouri	W, 31-19	57,524	-	-	19	42	237	4	27-12-1	147	0	69	384	27	70	328	3	27-12-2	133	0	97	461
N21	at Oklahoma State	L, 27-36	34,893	-	-	16	37	147	1	36-13-4	184	3	73	331	19	73	324	4	15-5-4	85	1	88	409
N28	at San Diego State	W, 28-22	40,172	-	-	20	57	144	2	26-12-1	158	2	83	302	17	22	(-13)	0	49-30-3	370	3	71	357

### 1971 (8-4)

Coach: Johnny Majors Captains: Dean Carlson, Ray Harm, Keith Schroeder

Date	Opponent	Result	Att.	Ranking		ISU FD	Rushing			Passing			Total Off.		Opp FD	Rushing			Passing			Total Off.	
				ISU	Opp		Att	Yds	TD	A-C-I	Yds	TD	Plays	Yds		Att	Yds	TD	A-C-I	Yds	TD	Plays	Yds
S18	IDAHO	W, 24-7	27,064	-	-	22	60	220	2	34-14-5	163	1	94	383	9	26	(-12)	0	35-16-5	124	0	61	112
S25	at New Mexico	W, 44-20	25,687	-	-	26	60	366	4	18-8-0	131	1	78	497	18	54	222	2	19-10-2	128	1	73	350
O2	at Kent State	W, 17-14	11,551	-	-	23	50	192	2	29-15-4	207	0	79	399	13	45	125	1	15-9-1	104	0	60	229
O9	COLORADO	L, 14-24	31,535	-	5	17	40	94	1	24-14-1	171	1	64	265	27	76	334	2	14-5-1	107	1	90	441
O16	at Kansas State	W, 24-0	31,074	-	-	19	42	97	1	29-19-1	271	2	71	368	14	50	88	0	25-15-1	134	0	75	222
O23	KANSAS	W, 40-24	31,459	-	-	25	63	330	4	27-11-1	116	1	90	446	13	36	79	1	23-7-2	90	1	59	169
O30	at Oklahoma	L, 12-43	60,477	-	2	13	33	99	1	32-11-2	136	0	65	235	32	84	504	4	13-7-0	175	2	97	679
N6	at Nebraska	L, 0-37	65,622	-	1	9	46	65	0	15-4-2	40	0	61	105	22	58	304	3	19-9-1	97	0	77	401
N13	MISSOURI	W, 45-17	25,386	-	-	16	57	262	3	19-8-2	91	3	76	353	9	40	104	0	26-11-2	93	0	66	197
N20	OKLAHOMA STATE	W, 54-0	23,596	-	-	35	61	314	4	26-16-0	282	4	87	596	7	41	72	0	20-7-3	60	0	61	132
N27	at San Diego State	W, 48-31	25,490	-	-	30	65	246	4	26-17-0	310	3	94	556	19	18	63	0	50-23-5	357	4	68	420
D18	Louisiana State**	L, 15-33	33,530	-	11	16	31	83	0	35-19-2	249	2	66	332	13	53	187	1	23-12-2	227	3	76	414

\*\*Sun Bowl at El Paso, Texas

### 1972 (5-6-1)

Coach: Johnny Majors Captains: George Amundson, Matt Blair

Date	Opponent	Result	Att.	Ranking		ISU FD	Rushing			Passing			Total Off.		Opp FD	Rushing			Passing			Total Off.	
				ISU	Opp		Att	Yds	TD	A-C-I	Yds	TD	Plays	Yds		Att	Yds	TD	A-C-I	Yds	TD	Plays	Yds
S16	at Colorado State	W, 41-0	20,651	-	-	26	59	357	2	28-12-0	171	3	87	528	10	44	156	0	17-6-4	58	0	61	214
S23	UTAH	W, 44-22	28,885	-	-	21	61	272	3	21-8-3	105	2	82	377	16	44	108	0	33-14-3	231	3	77	339
S30	NEW MEXICO	W, 31-0	29,697	-	-	19	50	285	3	22-13-1	139	1	72	424	12	62	145	0	12-5-2	84	0	74	229
O14	at Colorado	L, 22-34	51,312	18	14	21	38	129	3	28-14-3	253	0	66	382	22	58	189	2	24-15-0	197	1	82	386
O21	KANSAS STATE	W, 55-22	35,893	20	-	25	56	311	5	31-18-1	221	1	87	532	17	24	37	1	59-23-4	341	2	83	378
O28	at Kansas	W, 34-8	33,710	15	-	24	55	332	1	27-13-1	194	3	82	516	18	40	107	0	32-15-3	247	1	72	354
N4	OKLAHOMA	L, 6-20	34,941	14	7	20	33	149	0	37-16-2	200	0	70	349	23	76	317	2	7-4-1	74	0	83	391
N11	NEBRASKA	T, 23-23	36,690	17	3	18	46	148	0	32-14-4	208	3	78	356	23	48	121	1	42-23-2	246	2	90	367
N18	at Missouri	L, 5-6	43,718	12	19	16	48	184	0	27-8-1	109	0	75	292	15	57	138	0	17-10-1	127	0	74	265
N25	at Oklahoma State	L, 14-45	26,495	17	-	24	51	98	0	37-18-3	215	2	88	313	22	72	405	6	3-2-0	122	0	75	527
D2	at San Diego State	L, 14-27	39,048	-	-	16	41	100	2	33-14-3	164	0	74	264	21	51	147	2	33-12-3	158	1	84	305
D18	Georgia Tech**	L, 30-31	50,021	-	-	18	45	185	1	19-10-2	153	2	64	338	18	47	123	0	15-12-1	157	3	62	280

\*\*Liberty Bowl at Memphis, Tenn.



# IOWA STATE FOOTBALL

## ALL-TIME RESULTS

### 1973 (4-7)

Coach: Earle Bruce Captains: Larry Hunt, Keith Krepfle

Date	Opponent	Result	Att.	Ranking		ISU FD	Rushing			Passing			Total Off.		Opp FD	Rushing			Passing			Total Off.	
				ISU	Opp		Att	Yds	TD	A-C-I	Yds	TD	Plays	Yds		Att	Yds	TD	A-C-I	Yds	TD	Plays	Yds
S22	IDAHO	W, 48-0	30,164	-	-	29	79	251	3	22-12-2	207	3	101	458	8	28	72	0	31-11-2	88	0	59	160
S29	at Arkansas	L, 19-21	42,078	-	-	14	52	227	1	19-7-3	101	1	71	328	16	54	211	1	27-11-1	128	1	81	339
O6	COLORADO	L, 16-23	34,868	-	18	20	62	264	1	23-8-2	100	0	85	364	9	40	136	1	11-8-1	173	2	51	309
O13	at Brigham Young	W, 26-24	25,580	-	-	18	54	206	2	18-9-0	112	0	72	318	29	35	72	0	42-29-4	439	3	77	511
O20	at Kansas State	L, 19-21	29,062	-	-	19	42	113	1	29-13-0	156	1	71	269	17	58	275	3	18-8-1	173	0	76	448
O27	KANSAS	L, 20-22	32,662	-	17	16	58	254	2	12-3-4	61	0	70	315	20	38	45	1	32-20-2	321	1	70	366
N3	at Oklahoma	L, 17-34	61,876	-	3	9	42	107	0	18-8-0	121	2	60	228	26	74	411	3	8-4-1	92	2	82	503
N10	at Nebraska	L, 7-34	74,474	-	11	12	51	228	1	10-2-3	33	0	61	261	20	58	236	2	21-9-2	175	2	79	411
N17	MISSOURI	W, 17-7	33,393	-	14	18	66	223	1	9-5-1	74	1	75	297	12	43	112	0	18-9-1	76	1	61	188
N24	OKLAHOMA STATE	W, 28-12	27,395	-	18	18	71	380	2	13-6-2	85	2	84	465	15	51	229	2	23-6-4	94	0	74	323
D1	at San Diego State	L, 28-41	38,627	-	-	21	53	250	2	30-9-1	116	2	83	366	27	42	187	2	29-20-1	347	4	71	534

### 1974 (4-7)

Coach: Earle Bruce Captains: Phil Danowsky, Rick Howe, Mike Strachan

Date	Opponent	Result	Att.	Ranking		ISU FD	Rushing			Passing			Total Off.		Opp FD	Rushing			Passing			Total Off.	
				ISU	Opp		Att	Yds	TD	A-C-I	Yds	TD	Plays	Yds		Att	Yds	TD	A-C-I	Yds	TD	Plays	Yds
S14	at Texas Tech	L, 3-24	38,542	-	-	15	45	176	0	11-3-2	37	0	56	213	20	56	306	2	12-9-1	76	1	68	382
S21	at Washington	L, 28-31	48,119	-	-	17	48	141	3	20-10-4	201	1	68	342	22	57	331	3	19-9-2	173	1	76	504
S28	BRIGHAM YOUNG	W, 34-7	29,419	-	-	17	59	214	2	18-6-2	69	0	77	283	7	35	36	0	17-6-2	56	1	52	92
O5	NEW MEXICO	W, 27-3	31,529	-	-	14	64	229	2	4-3-0	76	1	68	305	19	36	106	0	39-20-2	216	0	75	322
O12	at Colorado	L, 7-34	47,672	-	-	10	46	67	0	20-8-1	132	1	66	199	15	55	305	3	9-5-0	51	1	64	356
O19	KANSAS STATE	W, 23-18	33,587	-	-	18	57	260	1	6-3-0	32	1	63	292	18	43	107	0	28-13-0	175	2	71	282
O26	at Kansas	W, 22-6	29,634	-	-	15	69	205	2	12-5-1	56	0	81	261	7	34	72	0	20-5-4	119	1	54	191
N2	OKLAHOMA	L, 10-28	33,580	-	2	18	63	213	1	12-6-2	122	0	75	335	12	52	198	2	8-5-0	131	2	60	329
N9	NEBRASKA	L, 13-23	34,341	-	9	19	44	134	0	27-13-1	185	2	71	319	17	55	277	2	10-6-1	109	1	65	386
N16	at Missouri	L, 7-10	47,430	-	-	19	55	169	0	30-12-1	166	1	85	335	12	36	68	0	31-14-2	174	1	67	242
N23	at Oklahoma State	L, 12-14	29,248	-	-	21	57	208	0	18-10-2	98	0	75	306	15	51	228	2	10-4-1	38	0	61	266

### 1975 (4-7)

Coach: Earle Bruce Captains: Sy Bassett, Bob Bos, Jeff Jones, Ray King

Date	Opponent	Result	Att.	Ranking		ISU FD	Rushing			Passing			Total Off.		Opp FD	Rushing			Passing			Total Off.	
				ISU	Opp		Att	Yds	TD	A-C-I	Yds	TD	Plays	Yds		Att	Yds	TD	A-C-I	Yds	TD	Plays	Yds
S13	at UCLA	L, 21-39	30,949	-	16	24	47	272	2	22-8-2	109	1	69	381	24	67	289	5	11-6-0	117	0	78	406
S20	AIR FORCE	W, 17-12	40,383	-	-	18	71	301	2	8-4-1	45	0	79	346	17	46	119	1	17-6-2	93	0	63	212
S27	at Florida State	W, 10-6	30,703	-	-	18	53	287	1	10-6-1	80	0	63	367	20	48	175	0	19-10-1	168	1	67	343
O4	at Utah	W, 31-3	16,789	-	-	23	64	356	3	20-8-1	176	1	84	532	12	30	62	0	33-13-0	99	0	63	161
O11	at Kansas State	W, 17-7	25,698	-	-	14	51	198	1	11-3-0	91	1	62	289	13	58	182	1	12-3-1	37	0	70	219
O18	KANSAS	L, 10-21	41,853	-	-	14	45	102	1	16-7-2	104	0	61	206	16	70	398	3	4-0-0	0	0	74	398
O25	at Oklahoma	L, 7-39	70,879	-	2	14	57	167	1	17-5-2	74	0	74	241	17	62	368	5	4-1-1	24	0	66	392
N1	COLORADO	L, 27-28	42,613	-	16	16	54	308	3	12-6-0	91	1	66	399	22	64	360	3	13-7-1	67	1	77	427
N8	MISSOURI	L, 14-44	41,861	-	19	18	50	215	2	21-8-2	126	0	71	341	21	60	376	3	24-10-0	129	2	84	505
N15	at Nebraska	L, 0-52	74,498	-	2	9	35	150	0	15-4-1	52	0	50	202	33	73	318	5	19-13-0	249	2	92	567
N22	OKLAHOMA STATE	L, 7-14	32,159	-	-	22	60	207	1	26-9-5	132	0	86	339	17	59	291	2	10-3-1	57	0	69	348





# IOWA STATE FOOTBALL

## ALL-TIME RESULTS

### 1976 (8-3)

Coach: Earle Bruce Captains: Dave Greenwood, Tony Hawkins, Wayne Stanley, Maynard Stensrud

Date	Opponent	Result	Att.	Ranking		ISU FD	Rushing			Passing			Total Off.		Opp FD	Rushing			Passing			Total Off.	
				ISU	Opp		Att	Yds	TD	A-C-I	Yds	TD	Plays	Yds		Att	Yds	TD	A-C-I	Yds	TD	Plays	Yds
S11	DRAKE	W, 58-14	34,006	-	-	31	59	385	4	11-6-0	140	4	70	525	12	46	126	1	20-10-1	125	1	66	251
S18	at Air Force	W, 41-6	26,554	-	-	15	44	141	0	19-13-0	245	6	63	386	14	42	105	1	33-14-4	154	0	75	259
S25	KENT STATE	W, 47-7	32,658	-	-	30	66	334	2	24-11-0	183	4	90	517	10	45	207	1	11-2-2	26	0	56	233
O2	OKLAHOMA	L, 10-24	47,186	-	3	22	45	124	1	34-17-1	197	0	79	321	7	42	194	1	5-2-0	21	1	47	215
O9	UTAH	W, 44-14	36,457	-	-	33	68	369	5	30-13-2	218	1	98	587	14	28	107	1	46-18-7	179	0	74	286
O16	at Missouri	W, 21-17	66,491	-	7	22	65	331	2	18-5-2	90	1	83	421	20	44	250	1	36-14-1	269	1	80	519
O23	at Colorado	L, 14-33	48,667	16	-	16	39	148	0	31-16-1	226	2	70	374	25	64	361	5	18-10-1	128	0	82	489
O30	KANSAS STATE	W, 45-14	44,797	-	-	31	73	347	6	26-12-1	156	0	99	503	15	43	172	2	27-9-3	135	0	70	307
N6	at Kansas	W, 31-17	33,432	-	-	21	58	254	2	16-9-2	138	1	74	392	15	53	141	1	24-11-2	151	1	77	292
N13	NEBRASKA	W, 37-28	50,781	-	9	19	70	324	3	11-3-1	47	0	81	368	14	38	77	2	27-12-1	199	2	65	276
N20	at Oklahoma State	L, 21-42	43,967	14	16	21	48	207	2	33-16-2	226	1	81	433	17	54	285	5	9-6-0	83	1	63	368

### 1977 (8-4)

Coach: Earle Bruce Captains: Tom Boskey, Kevin Cunningham, Tom Randall, Mike Tryon

Date	Opponent	Result	Att.	Ranking		ISU FD	Rushing			Passing			Total Off.		Opp FD	Rushing			Passing			Total Off.	
				ISU	Opp		Att	Yds	TD	A-C-I	Yds	TD	Plays	Yds		Att	Yds	TD	A-C-I	Yds	TD	Plays	Yds
S10	WICHITA STATE	W, 35-9	37,071	-	-	22	71	287	5	17-8-1	111	0	88	398	10	34	46	0	29-15-2	203	1	63	249
S17	at Iowa	L, 10-12	57,988	-	-	8	43	41	0	14-4-2	55	0	57	96	6	49	160	2	10-7-1	32	0	59	192
S24	at Bowling Green	W, 35-21	14,102	-	-	13	50	210	4	17-6-0	75	0	67	285	20	51	199	2	28-15-1	150	1	79	349
O1	DAYTON	W, 17-13	40,850	-	-	15	48	97	1	21-10-1	153	1	69	250	15	45	87	1	26-15-2	182	0	71	269
O8	MISSOURI	W, 7-0	47,370	-	-	14	45	163	1	16-11-1	138	0	61	301	7	50	79	0	13-7-0	87	0	63	166
O15	at Nebraska	W, 24-21	74,788	-	9	21	74	294	3	14-8-0	89	0	88	383	19	41	178	3	19-10-0	129	0	60	307
O22	at Oklahoma	L, 16-35	72,217	16	6	16	58	205	1	19-7-2	67	1	77	272	17	59	285	3	5-3-0	74	1	64	359
O29	KANSAS	W, 41-3	47,811	-	-	27	63	292	6	18-12-1	150	0	81	442	14	49	140	0	20-8-0	49	0	69	189
N5	COLORADO	L, 7-12	49,200	19	-	13	37	96	1	21-11-1	146	0	58	242	18	60	248	1	9-6-0	96	0	69	344
N12	at Kansas State	W, 22-15	19,521	-	-	24	74	307	1	12-6-1	87	2	86	394	14	37	139	1	23-10-1	123	1	60	262
N19	OKLAHOMA STATE	W, 21-13	41,060	-	-	19	56	312	2	11-5-1	31	1	67	343	17	61	245	1	5-3-0	44	1	66	289
D31	N.C. State**	L, 14-24	36,733	D31	-	27	50	178	1	32-19-2	227	1	82	405	20	48	192	1	26-14-0	249	2	71	441

\*\*Peach Bowl at Atlanta, Ga.

### 1978 (8-4)

Coach: Earle Bruce Captains: Tom Boskey, Dexter Green

Date	Opponent	Result	Att.	Ranking		ISU FD	Rushing			Passing			Total Off.		Opp FD	Rushing			Passing			Total Off.	
				ISU	Opp		Att	Yds	TD	A-C-I	Yds	TD	Plays	Yds		Att	Yds	TD	A-C-I	Yds	TD	Plays	Yds
S9	at Rice	W, 23-19	17,500	20	-	21	61	232	3	10-5-0	82	0	71	314	15	44	102	1	27-15-2	149	2	71	251
S16	SAN DIEGO STATE	W, 14-13	46,450	19	-	12	45	224	1	6-1-1	11	1	51	235	30	53	228	0	43-24-0	268	1	96	496
S23	at Iowa	W, 31-0	60,075	20	-	18	48	162	1	16-10-0	178	3	64	340	7	45	113	0	11-4-0	27	0	56	140
S30	DRAKE	W, 35-7	48,750	17	-	23	63	238	2	17-14-0	158	3	80	396	15	45	116	1	17-9-2	99	0	62	215
O7	NEBRASKA	L, 0-23	51,450	15	10	7	45	50	0	12-4-2	32	0	57	82	25	68	284	2	22-11-0	113	1	90	397
O14	at Missouri	L, 13-26	63,106	20	19	23	42	192	1	38-15-3	192	0	80	384	21	64	259	2	17-9-0	72	1	81	331
O21	OKLAHOMA	L, 6-34	49,400	-	1	14	51	145	0	19-6-1	107	1	70	252	19	70	466	4	7-3-0	44	0	77	510
O28	at Kansas	W, 13-7	38,710	-	-	21	73	304	2	9-3-0	25	0	82	329	14	41	135	1	21-11-1	132	0	62	267
N4	KANSAS STATE	W, 24-0	47,450	-	-	21	62	269	2	17-12-0	170	1	79	439	10	42	97	0	17-8-0	65	0	59	162
N11	at Oklahoma State	W, 28-15	40,300	-	-	17	68	252	4	6-3-1	42	0	74	294	14	46	115	2	20-8-0	92	0	66	207
N18	at Colorado	W, 20-16	46,321	-	-	19	46	202	1	17-9-0	159	1	63	361	19	59	181	2	14-8-1	61	0	73	242
D20	vs. Texas A&M**	L, 12-28	41,150	19	-	20	46	220	1	29-9-0	115	1	75	335	18	58	322	3	10-5-0	44	1	68	366

\*\*Hall of Fame Bowl at Birmingham, Ala.



# IOWA STATE FOOTBALL

## ALL-TIME RESULTS

### 1979 (3-8)

Coach: Donnie Duncan Captains: Dick Cuvelier, Mike Schwartz

Date	Opponent	Result	Att.	Ranking		ISU FD	Rushing			Passing			Total Off.		Opp FD	Rushing			Passing			Total Off.	
				ISU	Opp		Att	Yds	TD	A-C-I	Yds	TD	Plays	Yds		Att	Yds	TD	A-C-I	Yds	TD	Plays	Yds
S15	BOWLING GREEN	W, 38-10	47,300	-	-	26	67	428	5	10-3-1	42	0	77	470	19	38	102	1	35-16-3	148	0	73	250
S22	at Texas	L, 9-17	73,652	-	4	13	45	114	0	17-5-1	38	0	62	152	15	57	268	2	10-2-1	10	0	67	278
S29	at Iowa	L, 14-30	60,100	-	-	11	38	106	1	15-4-1	56	0	53	162	23	70	378	3	15-7-2	51	1	85	429
O6	PACIFIC	L, 7-24	47,600	-	-	7	38	91	1	18-4-2	62	0	56	153	22	59	141	0	37-21-1	185	2	96	326
O13	at Kansas State	W, 7-3	23,400	-	-	18	65	216	1	20-7-0	89	0	84	305	7	38	77	0	16-7-3	66	0	54	143
O20	KANSAS	L, 7-24	48,100	-	-	13	36	54	0	33-13-0	118	1	69	172	17	55	217	2	12-7-1	116	1	67	333
O27	at Oklahoma	L, 9-38	71,187	-	7	17	49	196	1	19-10-2	83	0	68	279	24	67	493	4	7-2-2	73	1	74	566
N3	COLORADO	W, 24-10	47,100	-	-	24	67	325	3	13-6-1	58	0	80	383	12	40	146	1	12-7-0	105	0	52	251
N10	MISSOURI	L, 9-18	46,800	-	-	19	44	109	1	35-19-1	167	0	79	276	19	49	240	2	19-10-1	146	0	68	386
N17	at Nebraska	L, 3-34	76,049	-	3	8	28	29	0	18-9-1	98	0	46	127	30	69	311	2	18-11-2	163	2	87	474
N24	OKLAHOMA STATE	L, 10-13	36,000	-	-	21	49	116	1	31-19-3	229	0	80	345	19	46	242	1	18-7-0	110	0	64	352

### 1980 (6-5)

Coach: Donnie Duncan Captains: Larry Crawford, Cal Jacobs, Kenny Neil, Jack Seabrooke, Tom Stonerook

Date	Opponent	Result	Att.	Ranking		ISU FD	Rushing			Passing			Total Off.		Opp FD	Rushing			Passing			Total Off.	
				ISU	Opp		Att	Yds	TD	A-C-I	Yds	TD	Plays	Yds		Att	Yds	TD	A-C-I	Yds	TD	Plays	Yds
S13	LOUISIANA-MONROE	W, 42-7	47,331	-	-	29	75	348	5	22-10-1	96	1	97	444	9	18	3	1	36-13-1	149	0	54	152
S20	SAN JOSE STATE	W, 27-6	47,806	-	-	21	64	293	2	28-12-0	134	0	92	427	17	20	75	0	55-16-3	167	0	75	242
S27	at Iowa	W, 10-7	60,145	-	-	14	49	102	0	24-8-1	109	1	73	211	13	49	188	1	21-5-3	52	1	70	240
O4	COLORADO STATE	W, 69-0	49,368	-	-	22	69	449	8	9-7-0	169	1	78	618	6	36	18	0	22-6-0	78	0	58	96
O11	KANSAS STATE	W, 31-7	50,163	-	-	22	65	409	3	9-4-1	44	1	74	453	13	44	178	0	19-7-3	85	1	63	263
O18	at Kansas	L, 17-28*	30,000	19	-	16	50	213	2	19-6-2	86	0	69	299	21	60	220	3	14-9-0	117	1	74	337
O25	OKLAHOMA	L, 7-42	52,974	-	17	15	60	252	1	11-3-2	19	0	71	271	19	56	388	6	2-0-0	0	0	58	388
N1	at Colorado	L, 9-17	41,567	-	-	16	37	96	1	26-13-0	189	0	63	285	21	73	307	2	6-2-1	16	0	79	323
N8	at Missouri	L, 10-14	67,533	-	-	16	53	230	0	14-6-1	52	0	47	282	21	46	197	2	28-14-0	143	0	74	340
N15	NEBRASKA	L, 0-35	52,942	-	4	12	48	89	0	8-3-1	41	0	56	130	21	68	334	3	10-3-0	34	1	78	368
N22	at Oklahoma State	W, 23-21	37,500	-	-	8	51	129	3	8-5-0	26	0	59	155	17	49	104	2	29-11-0	165	1	78	269

\*Kansas later forfeited the game

### 1981 (5-5-1)

Coach: Donnie Duncan Captains: Marcus Butts, John Quinn

Date	Opponent	Result	Att.	Ranking		ISU FD	Rushing			Passing			Total Off.		Opp FD	Rushing			Passing			Total Off.	
				ISU	Opp		Att	Yds	TD	A-C-I	Yds	TD	Plays	Yds		Att	Yds	TD	A-C-I	Yds	TD	Plays	Yds
S12	WEST TEXAS A&M	W, 17-13	49,854	-	-	14	50	212	2	17-11-0	96	0	67	308	17	46	174	1	23-7-0	89	0	69	263
S19	IOWA	W, 23-12	53,922	-	-	17	60	212	2	8-6-0	106	0	68	318	14	28	79	2	27-13-1	190	0	55	269
S26	KENT STATE	W, 28-19	50,594	-	-	18	57	252	4	16-7-1	131	0	73	383	13	44	107	1	32-8-0	137	1	76	244
O3	at Oklahoma	T, 7-7	74,807	20	5	20	56	204	1	20-10-2	119	0	76	323	20	53	314	1	12-2-2	20	0	65	334
O10	at San Diego State	L, 31-52	45,750	12	-	29	53	266	3	46-25-1	291	1	99	557	24	26	117	3	47-33-0	452	4	73	569
O17	MISSOURI	W, 34-13	53,220	-	8	22	50	153	3	32-20-1	226	1	82	379	18	44	129	2	31-12-3	141	0	75	270
O24	COLORADO	W, 17-10	50,103	14	-	14	59	209	2	8-1-2	21	0	67	230	10	47	149	1	16-12-0	39	0	63	188
O31	at Kansas State	L, 7-10	26,650	11	-	15	32	170	1	22-13-1	124	0	54	294	18	67	257	1	9-5-1	56	0	76	313
N7	KANSAS	L, 11-24	49,720	-	-	15	27	67	0	28-15-2	233	1	55	300	21	65	293	2	18-12-1	132	1	83	425
N14	at Nebraska	L, 7-31	76,258	-	7	13	43	161	1	25-17-2	85	0	68	246	15	51	205	2	17-7-1	67	1	68	272
N21	OKLAHOMA STATE	L, 7-27	46,387	-	-	12	29	(-7)	1	38-17-3	161	0	67	154	21	49	225	1	27-16-0	188	2	76	413



# IOWA STATE FOOTBALL

## ALL-TIME RESULTS

### 1982 (4-6-1)

Coach: Donnie Duncan Captains: John Arnaud, George Jessen, Karl Nelson, Ron Osborne, James Ransom

Date	Opponent	Result	Att.	Ranking		ISU FD	Rushing			Passing			Total Off.		Opp FD	Rushing			Passing			Total Off.	
				ISU	Opp		Att	Yds	TD	A-C-I	Yds	TD	Plays	Yds		Att	Yds	TD	A-C-I	Yds	TD	Plays	Yds
S11	at Tennessee	L, 21-23	90,201	-	-	20	50	265	2	21-9-1	132	1	71	397	16	38	72	0	31-18-0	194	2	69	266
S18	at Iowa	W, 19-7	59,605	-	-	19	60	185	0	17-9-2	121	1	77	306	5	30	56	0	12-6-1	46	0	42	102
S25	DRAKE	W, 35-10	51,866	-	-	25	55	288	4	15-11-4	147	1	70	435	19	35	82	1	46-22-1	239	0	81	321
O2	OKLAHOMA	L, 3-13	52,770	-	-	11	42	103	0	17-7-1	67	0	59	170	18	67	280	1	9-4-1	50	0	76	330
O9	KENT STATE	W, 44-7	49,930	-	-	31	77	389	4	24-11-2	155	0	101	544	8	27	(-7)	0	29-11-3	118	1	56	111
O16	at Missouri	T, 17-17	66,133	-	-	14	46	97	1	37-18-0	135	1	83	232	10	43	126	1	16-9-2	138	1	59	264
O23	at Colorado	W, 31-14	40,581	-	-	32	69	322	2	24-16-0	249	2	93	571	10	14	76	1	30-13-3	145	0	44	221
O30	KANSAS STATE	L, 3-9	52,078	-	-	13	42	60	0	25-13-2	189	0	67	249	13	55	181	0	10-5-0	83	0	65	264
N6	at Kansas	L, 17-24	26,796	-	-	22	61	295	2	17-7-1	60	0	78	355	24	41	164	2	31-13-1	241	1	72	405
N13	NEBRASKA	L, 10-48	52,887	-	7	20	49	157	1	26-14-0	116	0	75	273	20	60	363	6	7-4-0	97	1	67	460
N20	at Oklahoma State	L, 13-49	40,200	-	-	17	32	61	1	34-17-2	193	0	66	254	22	70	377	5	12-6-1	66	2	82	443

### 1983 (4-7)

Coach: Jim Criner Captains: David Archer, Chris Washington

Date	Opponent	Result	Att.	Ranking		ISU FD	Rushing			Passing			Total Off.		Opp FD	Rushing			Passing			Total Off.	
				ISU	Opp		Att	Yds	TD	A-C-I	Yds	TD	Plays	Yds		Att	Yds	TD	A-C-I	Yds	TD	Plays	Yds
S10	IOWA	L, 10-51	54,066	-	10	11	30	31	0	29-15-1	223	1	59	254	24	49	257	6	27-16-0	278	1	76	535
S17	at Vanderbilt	L, 26-29	41,165	-	-	14	31	80	0	28-18-0	255	3	59	335	23	35	136	2	46-26-4	353	1	81	489
S24	COLORADO STATE	W, 21-17	49,817	-	-	16	39	21	1	28-16-0	231	2	67	252	13	51	150	2	15-8-1	50	0	66	200
O1	NEW MEXICO STATE	L, 17-24	47,703	-	-	18	23	42	0	45-21-3	221	2	68	263	17	69	259	2	9-6-1	90	1	78	349
O8	KANSAS	W, 38-35	48,125	-	-	27	37	127	3	47-28-2	300	2	84	427	19	33	109	3	27-16-1	279	1	60	388
O15	COLORADO	W, 22-10	49,311	-	-	19	41	133	1	31-19-1	200	2	72	333	22	38	109	0	36-14-1	192	1	74	301
O22	at Oklahoma	L, 11-49	75,008	-	14	22	39	78	0	39-21-2	209	1	78	287	26	64	356	5	11-6-0	103	1	75	459
O29	MISSOURI	L, 18-41	49,404	-	-	20	31	53	0	47-29-2	278	2	78	331	22	56	198	5	17-11-1	162	1	73	360
N5	at Nebraska	L, 29-72	76,326	-	1	25	45	157	3	47-26-1	346	1	92	504	34	64	426	7	25-13-0	241	3	89	667
N12	at Kansas State	W, 49-27	24,300	-	-	35	46	234	5	40-29-0	286	2	86	520	21	55	223	3	17-8-1	114	0	72	337
N19	OKLAHOMA STATE	L, 7-30	46,517	-	-	13	34	85	0	29-14-1	168	1	63	253	14	57	189	2	15-8-0	104	1	72	293

### 1984 (2-7-2)

Coach: Jim Criner Captains: Alan Hood, Steve Little, Barry Moore, Dave Smoldt

Date	Opponent	Result	Att.	Ranking		ISU FD	Rushing			Passing			Total Off.		Opp FD	Rushing			Passing			Total Off.	
				ISU	Opp		Att	Yds	TD	A-C-I	Yds	TD	Plays	Yds		Att	Yds	TD	A-C-I	Yds	TD	Plays	Yds
S8	at Iowa	L, 21-59	66,150	-	10	22	39	28	0	41-25-5	327	3	80	355	18	39	187	2	23-13-2	289	5	62	476
S15	DRAKE	W, 21-17	47,656	-	-	22	48	112	2	47-24-1	281	1	95	393	9	40	56	1	21-6-0	86	1	61	142
S22	at Texas A&M	L, 17-38	45,239	-	-	16	35	59	0	35-21-1	325	2	70	384	24	44	133	1	37-19-1	241	3	81	374
S29	WEST TEXAS A&M	W, 14-0	50,316	-	-	20	43	195	0	42-22-1	202	2	85	397	14	53	160	0	17-6-0	40	0	70	200
O6	at Kansas	L, 14-33	31,500	-	-	21	27	166	0	41-25-3	269	2	68	435	22	54	215	3	22-14-0	212	1	76	427
O13	at Colorado	L, 21-23	36,762	-	-	14	48	130	1	31-13-0	144	1	79	274	14	38	(-16)	0	25-11-0	223	3	63	207
O20	OKLAHOMA	L, 10-12	50,977	-	2	13	38	43	0	35-18-1	147	1	73	190	14	53	233	1	14-4-0	44	0	67	277
O27	at Missouri	T, 14-14	48,133	-	-	15	45	42	0	32-16-0	168	1	77	210	15	42	160	1	20-6-3	110	1	62	270
N3	NEBRASKA	L, 0-44	52,919	-	3	5	34	16	0	20-9-4	37	0	54	53	15	70	358	5	12-5-0	49	1	82	407
N10	KANSAS STATE	T, 7-7	45,000	-	-	17	53	181	1	8-6-1	69	0	61	250	14	53	201	1	6-2-1	16	0	59	217
N17	at Oklahoma State	L, 10-16	32,000	-	-	12	33	72	1	34-17-1	170	0	67	242	13	47	76	1	25-16-1	187	1	72	263





# IOWA STATE FOOTBALL

## ALL-TIME RESULTS

### 1985 (5-6)

Coach: Jim Criner Captains: Jim Luebbers, Anthony Mayze, Kirk Thomas, Bruce Westemeyer

Date	Opponent	Result	Att.	Ranking		ISU FD	Rushing			Passing			Total Off.		Opp FD	Rushing			Passing			Total Off.	
				ISU	Opp		Att	Yds	TD	A-C-I	Yds	TD	Plays	Yds		Att	Yds	TD	A-C-I	Yds	TD	Plays	Yds
S14	UTAH STATE	W, 10-3	42,455	-	-	17	46	99	0	35-17-2	188	1	81	287	17	34	35	0	46-14-2	127	0	80	162
S21	VANDERBILT	W, 20-17	44,025	-	-	11	40	95	1	28-8-2	95	0	68	190	16	47	112	1	29-13-2	184	1	76	296
S28	IOWA	L, 3-57	53,202	-	3	13	42	73	0	33-16-1	157	0	75	230	23	40	138	3	40-24-0	357	4	80	495
O5	DRAKE	L, 17-20	42,008	-	-	19	44	121	0	35-18-2	173	2	79	294	10	46	99	1	22-7-0	51	0	68	150
O12	KANSAS	W, 22-21	43,117	-	-	23	50	61	3	35-21-2	262	0	85	323	15	24	47	1	44-23-0	182	0	68	229
O19	COLORADO	L, 6-40	41,215	-	-	8	30	41	0	30-15-3	136	1	60	177	13	67	244	3	5-1-0	14	1	72	258
O26	at Oklahoma	L, 14-59	74,207	-	10	15	41	122	1	27-15-0	128	1	68	250	25	64	542	7	5-2-0	101	1	69	643
N2	MISSOURI	L, 27-28	40,015	-	-	24	46	142	2	47-24-0	250	1	93	392	17	41	146	2	40-17-0	246	1	81	392
N9	at Nebraska	L, 0-49	75,920	-	3	7	29	42	0	27-10-1	95	0	56	137	28	83	538	6	8-3-0	35	1	91	573
N16	at Kansas State	W, 21-14	17,500	-	-	21	48	113	1	33-19-0	252	2	81	365	13	44	125	0	14-6-1	129	2	58	254
N23	OKLAHOMA STATE	W, 15-10	40,025	-	7	12	51	152	0	29-9-3	96	1	80	248	13	31	47	1	44-14-3	206	0	75	253

### 1986 (6-5)

Coaches: Jim Criner, Chuck Banker Captains: Alex Espinoza, Dennis Gibson, Jeff Hansel

Date	Opponent	Result	Att.	Ranking		ISU FD	Rushing			Passing			Total Off.		Opp FD	Rushing			Passing			Total Off.	
				ISU	Opp		Att	Yds	TD	A-C-I	Yds	TD	Plays	Yds		Att	Yds	TD	A-C-I	Yds	TD	Plays	Yds
S13	at Iowa	L, 7-43	67,700	-	-	8	30	(-11)	0	31-11-1	136	1	61	125	29	50	226	2	33-21-1	354	3	83	580
S20	INDIANA STATE	W, 64-9	36,650	-	-	26	43	153	5	32-20-0	298	3	75	451	14	48	107	0	28-8-1	111	1	76	218
S27	WICHITA STATE	W, 36-14	35,212	-	-	19	44	134	0	33-16-1	249	4	77	383	12	40	59	0	25-13-0	196	2	65	255
O4	WYOMING	W, 21-10	39,710	-	-	16	54	228	2	25-13-0	181	1	79	409	13	29	40	0	51-17-0	230	0	80	270
O11	at Kansas	W, 13-10	20,500	-	-	26	46	114	0	36-25-2	277	1	82	391	11	33	102	0	20-5-0	80	0	53	182
O18	at Colorado	L, 3-31	41,215	-	-	8	33	47	0	29-17-0	144	0	62	191	21	66	303	4	8-3-0	36	0	74	339
O25	OKLAHOMA	L, 0-38	43,190	-	5	6	31	27	0	21-5-0	40	0	52	67	19	74	397	4	8-2-0	95	1	82	492
N1	at Missouri	W, 37-14	35,870	-	-	23	48	199	1	32-22-1	289	3	80	488	12	42	81	1	26-11-1	146	1	68	227
N8	NEBRASKA	L, 14-35	48,007	-	7	11	36	126	1	24-10-1	74	1	60	200	23	74	310	4	9-1-0	(-3)	0	83	307
N15	KANSAS STATE	W, 48-19	32,305	-	-	21	42	197	2	29-15-2	310	4	71	507	13	56	235	2	9-5-0	161	1	65	396
N22	at Oklahoma State	L, 14-21	34,000	-	-	13	33	46	2	31-13-1	201	0	64	247	16	35	66	0	36-18-1	195	3	71	261

### 1987 (3-8)

Coach: Jim Walden Captains: Eddie Bridges, Chris Moore, Randy Richards, Brett Sadek

Date	Opponent	Result	Att.	Ranking		ISU FD	Rushing			Passing			Total Off.		Opp FD	Rushing			Passing			Total Off.	
				ISU	Opp		Att	Yds	TD	A-C-I	Yds	TD	Plays	Yds		Att	Yds	TD	A-C-I	Yds	TD	Plays	Yds
S12	at Tulane	L, 12-25	27,561	-	-	24	48	181	0	40-22-1	218	0	88	399	16	33	104	1	23-15-1	183	2	56	287
S19	IOWA	L, 9-48	54,101	-	-	12	35	56	0	34-13-3	155	0	69	211	26	49	247	5	23-17-0	202	1	72	449
S26	at Wyoming	L, 17-34	18,386	-	-	20	68	162	1	23-11-1	166	1	91	328	21	30	199	2	27-14-1	236	2	57	435
O3	OKLAHOMA	L, 3-56	36,050	-	1	5	44	21	0	9-2-0	52	0	53	73	28	64	531	7	11-5-0	77	1	75	608
O10	NORTHERN IOWA	W, 39-38	46,515	-	-	27	51	165	3	29-15-0	295	2	80	460	26	46	212	4	33-20-1	285	1	79	497
O17	MISSOURI	L, 17-42	35,888	-	-	22	45	119	0	40-20-1	200	2	85	319	19	50	328	4	14-7-0	116	1	64	444
O24	at Kansas	W, 42-28	28,300	-	-	25	53	334	4	23-11-1	147	0	76	481	26	53	265	4	27-18-2	281	0	80	546
O31	COLORADO	L, 10-42	34,920	-	-	16	38	100	1	29-16-1	139	0	67	239	23	64	413	5	10-5-0	101	1	73	514
N7	at Nebraska	L, 3-42	76,001	-	2	12	38	66	0	21-11-1	146	0	59	212	30	70	604	6	12-6-1	62	0	82	666
N14	KANSAS STATE	W, 16-14	33,516	-	-	17	52	240	1	18-9-1	98	0	70	338	20	46	97	1	28-19-2	241	1	74	338
N21	at Oklahoma State	L, 27-48	33,400	-	13	27	46	200	1	40-22-1	277	2	86	477	23	44	413	6	17-10-2	127	1	61	540



# IOWA STATE FOOTBALL

## ALL-TIME RESULTS

### 1988 (5-6)

Coach: Jim Walden Captains: Jeff Dole, Joe Henderson, David Heyn, Anthony Hoskins

Date	Opponent	Result	Att.	Ranking		ISU FD	Rushing			Passing			Total Off.		Opp FD	Rushing			Passing			Total Off.	
				ISU	Opp		Att	Yds	TD	A-C-I	Yds	TD	Plays	Yds		Att	Yds	TD	A-C-I	Yds	TD	Plays	Yds
S10	TULANE	W, 30-13	41,780	-	-	15	42	190	2	17-8-0	130	0	59	320	19	41	164	1	33-16-1	172	0	74	336
S17	BAYLOR	L, 0-35	42,913	-	-	5	36	51	0	17-7-0	53	0	53	104	14	46	110	5	23-9-0	192	0	69	302
S24	at Iowa	L, 3-10	67,700	-	-	17	40	116	0	29-12-2	238	0	69	354	20	49	214	0	22-11-0	129	1	71	343
O1	at Oklahoma	L, 7-35	75,004	-	10	7	39	32	0	18-11-0	81	1	57	113	18	56	313	3	6-5-0	113	2	62	426
O8	NORTHERN IOWA	W, 20-17	46,219	-	-	15	39	202	1	13-8-1	157	1	52	359	23	50	155	2	27-20-0	251	0	77	406
O15	at Missouri	W, 21-3	43,206	-	-	15	46	142	0	14-10-0	141	3	60	283	20	50	235	0	23-11-2	182	0	73	417
O22	KANSAS	W, 42-14	43,180	-	-	28	58	270	5	20-14-1	233	1	78	503	22	36	134	2	35-20-1	224	0	71	358
O29	at Colorado	L, 12-24	37,241	-	-	21	41	180	0	29-16-6	134	0	70	314	18	56	339	3	10-4-2	71	0	66	410
N5	NEBRASKA	L, 16-51	50,158	-	7	13	39	148	1	17-7-1	103	1	56	251	29	68	566	6	10-5-0	71	1	78	637
N12	at Kansas State	W, 16-7	10,850	-	-	18	60	224	2	10-6-2	112	0	70	336	14	32	96	1	31-19-0	139	0	63	235
N19	OKLAHOMA STATE	L, 28-49	38,163	-	13	24	59	275	3	22-13-2	142	0	81	417	20	40	333	5	14-8-1	83	2	54	416

### 1989 (6-5)

Coach: Jim Walden Captains: Tim Baker, Mike Busch, Mike Shane, Paul Thibodeaux

Date	Opponent	Result	Att.	Ranking		ISU FD	Rushing			Passing			Total Off.		Opp FD	Rushing			Passing			Total Off.	
				ISU	Opp		Att	Yds	TD	A-C-I	Yds	TD	Plays	Yds		Att	Yds	TD	A-C-I	Yds	TD	Plays	Yds
S9	OHIO	W, 28-3	41,614	-	-	19	45	274	3	14-8-1	150	1	59	424	16	50	193	0	20-8-1	98	0	70	291
S16	MINNESOTA	L, 20-30	45,410	-	-	24	46	105	2	25-18-2	231	0	71	336	16	40	146	2	19-12-0	220	2	59	366
S23	IOWA	L, 21-31	54,458	-	-	15	46	78	2	19-12-0	216	1	65	294	20	37	148	0	33-20-1	276	3	70	424
S30	at Tulane	W, 25-24	20,156	-	-	12	33	204	3	16-10-0	186	0	49	413	32	40	172	2	45-31-1	277	1	85	449
O7	at Kansas	W, 24-20	31,500	-	-	24	49	255	2	24-14-0	275	1	73	530	27	36	124	2	48-27-0	411	1	84	535
O14	COLORADO	L, 17-52	41,515	-	3	21	37	132	2	27-16-2	171	0	64	303	29	60	447	5	12-10-0	215	2	72	662
O21	OKLAHOMA	L, 40-43	40,812	-	25	30	49	202	2	49-27-2	407	4	98	609	15	41	236	3	6-2-1	77	1	47	313
O28	at Nebraska	L, 17-49	76,371	-	4	26	47	190	2	24-14-0	158	0	71	348	23	61	468	5	7-3-0	62	2	68	530
N4	KANSAS STATE	W, 36-11	40,332	-	-	28	56	360	5	16-13-1	179	0	72	539	18	27	64	1	39-26-2	288	0	66	352
N11	at Missouri	W, 35-21	36,538	-	-	28	59	276	3	27-18-0	239	2	86	515	13	26	106	1	25-14-2	178	2	51	284
N18	at Oklahoma State	W, 31-21	33,200	-	-	22	57	334	4	14-7-1	85	0	71	419	21	32	89	0	42-25-2	315	3	74	404

### 1990 (4-6-1)

Coach: Jim Walden Captains: Blaise Bryant, Jeff Shudak, Marcus Robertson, Jim Doran Jr.

Date	Opponent	Result	Att.	Ranking		ISU FD	Rushing			Passing			Total Off.		Opp FD	Rushing			Passing			Total Off.	
				ISU	Opp		Att	Yds	TD	A-C-I	Yds	TD	Plays	Yds		Att	Yds	TD	A-C-I	Yds	TD	Plays	Yds
S8	NORTHERN IOWA	W, 35-6	45,647	-	-	35	64	322	5	18-13-0	189	0	82	511	10	23	57	0	26-16-0	147	0	49	204
S15	at Minnesota	L, 16-20	37,108	-	-	24	48	220	1	30-18-1	270	0	78	490	18	38	110	1	32-21-0	226	1	70	336
S22	at Iowa	L, 35-45	70,389	-	-	22	47	154	2	32-20-0	235	2	79	389	21	55	280	5	17-10-0	101	1	72	381
S29	W. MICHIGAN	W, 34-20	44,589	-	-	20	48	207	4	26-16-0	246	0	74	453	22	34	146	1	39-19-0	265	2	73	411
O6	KANSAS	T, 34-34	44,726	-	-	26	44	150	3	32-19-1	257	1	76	407	26	55	315	3	20-12-0	158	1	75	473
O13	at Colorado	L, 12-28	51,861	-	14	14	37	82	0	21-13-0	137	1	58	219	25	58	362	2	18-10-0	122	2	76	484
O20	at Oklahoma	W, 33-31	69,112	-	16	19	53	230	3	18-6-1	125	1	71	355	23	55	280	3	19-10-1	113	0	74	393
O27	NEBRASKA	L, 13-45	54,475	-	4	13	39	126	0	18-8-1	191	1	57	317	25	70	557	4	4-4-0	67	2	74	624
N3	at Kansas State	L, 14-28	15,246	-	-	18	62	194	2	19-5-2	94	0	81	288	14	38	124	2	18-11-1	147	2	56	271
N10	MISSOURI	W, 27-25	40,065	-	-	21	39	143	1	25-17-0	187	1	64	330	16	41	138	0	32-22-1	279	3	73	417
N17	OKLAHOMA STATE	L, 17-25	36,125	-	-	24	43	169	1	34-20-1	225	1	77	394	21	56	386	2	12-3-0	40	0	68	426



# IOWA STATE FOOTBALL

## ALL-TIME RESULTS

### 1991 (3-7-1)

Coach: Jim Walden Captains: Chris Pedersen, Paul Schulte, Larry Ratigan, Matt Rehberg

Date	Opponent	Result	Att.	Ranking		ISU FD	Rushing			Passing			Total Off.		Opp FD	Rushing			Passing			Total Off.	
				ISU	Opp		Att	Yds	TD	A-C-I	Yds	TD	Plays	Yds		Att	Yds	TD	A-C-I	Yds	TD	Plays	Yds
S7	EASTERN ILLINOIS	W, 42-13	41,680	-	-	22	47	270	6	15-10-0	168	0	62	438	17	44	159	1	23-14-1	152	1	67	311
S14	IOWA	L, 10-29	54,469	-	14	13	40	107	0	15-7-1	56	1	55	163	15	47	187	1	15-6-1	135	2	62	322
S21	at Wisconsin	L, 6-7	50,710	-	-	19	41	164	0	24-11-2	165	0	65	329	18	42	114	0	28-15-2	164	1	70	278
S28	at Rice	W, 28-27	33,900	-	-	23	39	156	2	36-19-2	230	1	75	386	24	52	303	3	23-12-1	139	0	75	442
O5	OKLAHOMA	L, 8-29	42,950	-	5	18	43	88	0	27-15-2	165	0	70	253	21	47	160	1	20-12-1	206	3	67	366
O19	at Kansas	L, 0-41	37,000	-	-	14	46	73	0	23-8-2	81	0	69	154	13	50	194	4	18-6-1	105	0	68	299
O26	OKLAHOMA STATE	T, 6-6	41,528	-	-	10	42	108	0	12-6-0	80	0	54	188	20	46	158	0	28-16-1	198	0	74	356
N2	at Missouri	W, 23-22	27,872	-	-	16	61	299	2	5-1-1	6	0	66	305	28	41	187	0	49-25-1	321	2	90	508
N9	KANSAS STATE	L, 7-37	37,052	-	-	12	47	124	0	14-8-1	152	1	61	276	23	44	231	2	27-20-0	209	3	71	440
N16	at Nebraska	L, 13-38	76,078	-	11	17	51	174	2	11-9-0	93	0	62	267	20	45	353	4	11-7-0	172	1	56	525
N23	COLORADO	L, 14-17	36,256	-	15	18	59	176	2	15-9-0	95	0	74	271	9	42	220	1	8-2-1	23	1	50	243

### 1992 (4-7)

Coach: Jim Walden Captains: Malcolm Goodwin, Todd McClish, Chris Spencer, Dan Watkins

Date	Opponent	Result	Att.	Ranking		ISU FD	Rushing			Passing			Total Off.		Opp FD	Rushing			Passing			Total Off.	
				ISU	Opp		Att	Yds	TD	A-C-I	Yds	TD	Plays	Yds		Att	Yds	TD	A-C-I	Yds	TD	Plays	Yds
S5	OHIO	W, 35-9	32,127	-	-	20	55	284	4	10-7-0	151	1	65	435	14	42	160	1	26-8-1	106	0	68	266
S12	at Iowa	L, 7-21	70,397	-	-	14	42	173	0	16-9-1	96	1	58	269	22	51	229	1	23-14-1	218	2	74	447
S19	TULANE	W, 38-14	38,913	-	-	15	48	188	3	18-9-0	72	0	66	260	18	27	70	0	45-27-3	212	2	82	282
S26	NORTHERN IOWA	L, 10-27	40,646	-	-	13	37	59	1	24-11-4	163	0	61	222	13	50	133	1	18-9-0	161	0	68	294
O3	at Oklahoma	L, 3-17	65,622	-	19	10	50	121	0	7-4-1	35	0	57	156	24	34	104	0	28-21-1	333	2	62	437
O17	KANSAS	L, 47-50	38,331	-	25	25	49	304	5	16-11-0	212	0	65	516	31	53	275	2	27-16-0	239	4	80	514
O24	at Oklahoma St.	L, 21-27	31,880	-	-	20	54	140	2	29-15-3	148	0	83	288	16	38	121	1	28-13-0	219	2	66	340
O31	MISSOURI	W, 28-14	33,465	-	-	19	58	254	2	11-4-1	78	1	69	332	23	21	40	1	51-29-1	307	1	72	347
N5	at Kansas State	L, 13-22	23,815	-	-	15	55	161	1	17-7-3	134	1	72	295	16	46	201	3	10-6-0	40	0	56	241
N14	NEBRASKA	W, 19-10	42,008	-	7	20	70	373	1	4-3-0	26	0	74	399	13	39	192	0	12-3-0	54	1	51	246
N21	at Colorado	L, 10-33	37,382	-	11	15	50	205	0	13-8-1	107	1	63	312	19	37	112	1	31-20-2	279	3	68	391

### 1993 (3-8)

Coach: Jim Walden Captains: Lamont Hill, Kevin Lazard, Todd Miller, Doug Skartvedt

Date	Opponent	Result	Att.	Ranking		ISU FD	Rushing			Passing			Total Off.		Opp FD	Rushing			Passing			Total Off.	
				ISU	Opp		Att	Yds	TD	A-C-I	Yds	TD	Plays	Yds		Att	Yds	TD	A-C-I	Yds	TD	Plays	Yds
S2	NORTHERN ILLINOIS	W, 54-10	35,706	-	-	19	54	337	3	9-7-0	206	3	63	543	17	35	108	0	26-18-0	152	0	61	260
S11	IOWA	L, 28-31	53,317	-	-	14	47	176	4	9-4-1	35	0	56	211	22	60	287	3	11-8-0	77	1	71	364
S18	at Wisconsin	L, 7-28	77,745	-	24	11	39	137	1	15-9-1	88	0	54	225	25	48	252	3	21-15-0	196	1	69	448
S25	at Rice	L, 21-49	18,600	-	-	19	44	211	2	22-10-1	140	1	66	351	26	38	165	5	25-16-0	219	2	63	384
O2	OKLAHOMA	L, 7-24	37,281	-	10	15	43	214	1	13-9-0	121	0	56	335	20	46	172	3	23-14-2	190	0	69	362
O16	at Kansas	L, 20-35	28,500	-	-	15	47	234	1	9-4-2	127	2	56	361	23	53	310	5	19-13-1	170	0	72	480
O23	OKLAHOMA STATE	W, 20-17	31,761	-	-	17	53	205	1	14-6-1	66	1	67	271	19	51	172	2	22-14-1	141	0	73	313
O30	at Missouri	L, 34-37	30,294	-	-	26	73	293	3	16-10-2	98	0	89	391	28	39	243	3	28-19-2	224	2	67	467
N6	KANSAS STATE	W, 27-23	31,441	-	18	19	55	222	3	14-8-2	137	0	69	359	13	30	51	2	30-13-0	197	1	60	248
N13	at Nebraska	L, 17-49	75,513	-	4	15	54	261	1	8-5-0	58	1	62	319	23	61	438	6	10-4-0	68	1	71	506
N20	COLORADO	L, 16-21	23,797	-	18	21	66	377	2	9-5-0	34	0	75	411	22	47	277	2	18-9-0	152	1	65	429





# IOWA STATE FOOTBALL

## ALL-TIME RESULTS

### 1994 (0-10-1)

Coach: Jim Walden Captains: Tony Booth, Jim Knott, Matt Nitchie, Marc Lillibridge

Date	Opponent	Result	Att.	Ranking		ISU FD	Rushing			Passing			Total Off.		Opp FD	Rushing			Passing			Total Off.	
				ISU	Opp		Att	Yds	TD	A-C-I	Yds	TD	Plays	Yds		Att	Yds	TD	A-C-I	Yds	TD	Plays	Yds
S3	NORTHERN IOWA	L, 14-28	40,295	-	-	18	61	179	1	15-7-1	70	0	76	249	21	44	176	2	21-15-0	194	2	65	370
S10	at Iowa	L, 9-37	70,397	-	-	14	51	165	1	11-6-1	68	0	62	233	21	49	265	4	17-9-1	118	0	66	383
S17	WESTERN MICHIGAN	L, 19-23	32,080	-	-	18	50	213	3	11-7-1	104	1	61	317	23	35	204	1	37-21-0	239	2	72	443
S24	RICE	L, 18-28	31,106	-	-	15	42	181	2	23-9-0	109	0	65	290	15	58	373	1	9-4-2	51	2	67	424
O1	at Oklahoma	L, 6-34	65,821	-	21	14	41	159	0	15-7-0	72	1	56	231	22	57	334	5	14-11-1	126	0	71	460
O15	KANSAS	L, 23-41	32,563	-	-	24	53	221	3	19-10-2	132	0	72	353	23	59	332	4	14-7-0	126	1	73	458
O22	at Oklahoma State	T, 31-31	36,310	-	-	29	53	272	2	26-15-0	229	2	79	501	24	47	258	3	19-12-1	173	0	66	431
O29	MISSOURI	L, 20-34	31,530	-	-	28	48	179	2	31-17-2	204	0	68	383	27	40	178	2	31-20-0	320	1	71	498
N5	at Kansas State	L, 20-38	38,572	-	15	22	57	254	1	23-8-1	199	1	80	453	27	35	228	0	43-27-1	331	4	78	547
N12	NEBRASKA	L, 12-28	45,186	-	1	11	43	62	0	13-8-0	151	1	56	213	21	56	285	3	18-11-0	193	1	74	478
N19	at Colorado	L, 20-41	41,293	-	7	15	48	73	1	19-14-0	170	0	67	243	25	47	380	5	21-14-0	196	0	68	576

### 1995 (3-8)

Coach: Dan McCarney Captains: Byron Heitz, Mike Horacek, Tim Sanders, Matt Straight

Date	Opponent	Result	Att.	Ranking		ISU FD	Rushing			Passing			Total Off.		Opp FD	Rushing			Passing			Total Off.	
				ISU	Opp		Att	Yds	TD	A-C-I	Yds	TD	Plays	Yds		Att	Yds	TD	A-C-I	Yds	TD	Plays	Yds
A31	OHIO	W, 36-21	32,817	-	-	17	57	303	4	13-5-0	70	0	70	373	13	48	218	3	11-5-0	59	0	59	277
S9	at Texas Christian	L, 10-27	35,185	-	-	24	44	205	0	34-17-1	161	1	78	366	24	50	270	2	24-14-0	242	0	74	512
S16	IOWA	L, 10-27	49,714	-	-	16	38	178	1	23-10-1	172	0	61	350	21	55	310	4	17-9-0	149	0	72	459
S23	UNLV	W, 57-30	37,619	-	-	29	70	586	8	7-7-0	62	0	77	648	19	31	78	1	37-24-1	296	3	68	374
O7	OKLAHOMA	L, 26-39	45,731	-	14	12	33	104	2	20-14-1	200	1	53	304	25	61	301	1	22-12-1	194	2	83	495
O14	at Kansas	L, 7-34	43,000	-	10	18	48	151	0	28-11-2	130	1	76	281	27	49	293	4	33-21-2	190	1	82	483
O21	COLORADO	L, 28-50	34,669	-	9	22	47	196	3	36-17-1	161	0	83	357	23	49	326	5	23-11-2	173	0	72	499
O28	OKLAHOMA STATE	W, 38-14	34,281	-	-	20	54	251	2	18-11-0	137	3	72	388	12	41	173	2	21-12-2	89	0	62	262
N4	at Nebraska	L, 14-73	75,505	-	1	15	32	121	1	24-11-2	143	1	56	264	37	68	624	8	21-13-0	152	2	89	776
N11	KANSAS STATE	L, 7-49	27,356	-	7	16	52	180	0	14-5-1	72	1	66	252	17	46	197	3	19-16-0	217	4	65	414
N18	at Missouri	L, 31-45	33,266	-	-	21	32	238	2	21-13-1	154	2	53	392	30	74	473	4	6-2-1	18	0	80	491

### 1996 (2-9)

Coach: Dan McCarney Captains: Troy Davis, Todd Doxzon, Doug Easley, Tim Kohn, Mike Lincavage, Greg Schoon

Date	Opponent	Result	Att.	Ranking		ISU FD	Rushing			Passing			Total Off.		Opp FD	Rushing			Passing			Total Off.	
				ISU	Opp		Att	Yds	TD	A-C-I	Yds	TD	Plays	Yds		Att	Yds	TD	A-C-I	Yds	TD	Plays	Yds
S7	WYOMING	L, 38-41 (OT)	44,511	-	-	24	50	249	3	22-17-1	225	1	72	474	32	30	98	1	52-36-2	386	4	82	484
S14	at Iowa	L, 13-38	70,397	-	21	14	39	165	1	27-12-1	125	1	66	290	25	42	301	4	30-20-1	235	1	72	536
S21	NORTHERN IOWA	W, 42-23	40,122	-	-	25	60	324	5	14-10-1	154	1	74	478	22	38	119	1	34-20-1	268	2	72	387
S28	MISSOURI	W, 45-31	44,941	-	-	24	51	407	4	15-8-1	59	2	66	466	27	47	289	3	22-13-1	170	1	69	459
O12	TEXAS A&M	L, 21-24	44,950	-	-	17	50	149	2	24-13-0	191	1	74	340	13	39	194	1	19-9-1	129	1	58	323
O19	at Oklahoma State	L, 27-28	40,000	-	-	18	49	288	2	10-6-0	59	1	59	347	27	50	363	4	21-14-0	179	0	71	542
O26	at Baylor	L, 21-49	35,114	-	-	19	41	213	1	36-17-2	207	2	77	420	26	53	397	4	27-16-1	227	3	80	624
N2	KANSAS	L, 31-34	37,850	-	-	17	39	172	2	21-10-1	173	0	60	345	27	56	292	4	22-14-1	204	1	78	496
N9	at Colorado	L, 42-49	49,662	-	7	23	48	252	3	27-16-2	153	2	75	405	31	36	190	2	47-27-1	401	5	83	591
N16	NEBRASKA	L, 14-49	47,850	-	5	17	38	138	0	21-9-2	100	2	59	238	30	69	388	5	17-8-0	103	2	86	491
N23	at Kansas State	L, 20-35	43,174	-	14	20	59	258	2	22-9-0	65	0	81	323	22	43	255	3	21-15-0	136	2	64	391



# IOWA STATE FOOTBALL

## ALL-TIME RESULTS

### 1997 (1-10)

Coach: Dan McCarney Captains: Todd Bandhauer, Dave Brcka, Michael Cooper, Matt Rahfaldt, Ty Watley

Date	Opponent	Result	Att.	Ranking		ISU FD	Rushing			Passing		Total Off.		Opp FD	Rushing			Passing			Total Off.		
				ISU	Opp		Att	Yds	TD	A-C-I	Yds	TD	Plays		Yds	Att	Yds	TD	A-C-I	Yds	TD	Plays	Yds
A30	OKLAHOMA STATE	L, 14-21	43,841	-	-	11	21	32	0	31-18-1	285	2	52	317	19	53	217	3	21-14-0	143	0	74	360
S6	at Wyoming	L, 10-56	20,857	-	-	16	40	59	0	31-15-2	197	1	71	256	24	43	207	5	30-17-1	221	2	73	428
S13	at Minnesota	L, 29-53	55,942	-	-	21	38	52	0	35-21-1	295	3	73	347	11	37	195	3	18-11-0	95	2	55	290
S20	IOWA	L, 20-63	50,066	-	13	22	30	(-11)	0	54-27-2	381	3	84	370	20	41	233	4	21-15-1	342	4	62	575
O4	at Missouri	L, 21-45	44,386	-	-	18	30	187	2	28-10-1	111	1	58	298	27	64	288	4	15-12-0	213	2	79	501
O11	at Texas A&M	L, 17-56	58,159	-	15	19	44	80	0	34-20-1	227	2	78	307	23	34	268	3	26-19-0	226	3	60	494
O25	BAYLOR	W, 24-17	34,404	-	-	14	38	236	2	24-12-0	154	1	62	390	19	50	179	2	24-14-0	166	0	76	345
N1	at Kansas	L, 24-34	30,000	-	-	28	48	216	0	39-20-0	274	3	87	490	17	37	193	1	20-12-0	162	1	57	355
N8	COLORADO	L, 38-43*	30,080	-	-	20	38	102	1	32-16-0	209	3	70	311	26	36	180	5	40-24-1	299	1	76	479
N15	at Nebraska	L, 14-77	75,613	-	3	14	34	75	1	38-11-2	153	1	72	228	29	63	491	9	12-9-0	121	1	75	594
N22	KANSAS STATE	L, 3-28	24,042	-	9	17	36	0	0	40-15-1	265	0	76	265	20	47	291	3	23-10-1	132	1	70	416

\*Game later forfeited by Colorado due to ineligible player

### 1998 (3-8)

Coach: Dan McCarney Captains: Chin Achebe, Todd Bandhauer, Dave Brcka, Darren Davis, Damian Gibson

Date	Opponent	Result	Att.	Ranking		ISU FD	Rushing			Passing		Total Off.		Opp FD	Rushing			Passing			Total Off.		
				ISU	Opp		Att	Yds	TD	A-C-I	Yds	TD	Plays		Yds	Att	Yds	TD	A-C-I	Yds	TD	Plays	Yds
S5	TEXAS CHRISTIAN	L, 21-31	33,009	-	-	18	28	75	1	45-22-2	268	2	73	343	16	49	297	3	12-5-1	71	0	61	368
S12	at Iowa	W, 27-9	70,397	-	-	19	47	254	3	16-11-0	125	0	63	379	16	25	42	1	30-19-0	229	0	55	271
S19	BALL STATE	W, 38-0	33,634	-	-	20	45	333	4	21-13-0	214	1	66	547	16	39	79	0	26-14-1	156	0	65	235
S26	TEXAS TECH	L, 24-31	33,810	-	-	18	35	107	0	37-19-2	230	3	72	337	19	47	167	2	18-11-1	233	2	65	400
O3	at Texas	L, 33-54	70,681	-	-	24	26	36	0	62-30-4	437	5	88	473	28	45	336	5	26-15-1	248	2	71	584
O10	MISSOURI	L, 19-35	38,756	-	21	20	32	121	1	33-21-3	188	1	65	309	24	60	290	3	16-9-0	176	2	76	466
O24	at Kansas State	L, 7-52	43,203	-	4	14	17	33	0	36-15-1	215	1	53	248	37	62	287	4	27-18-0	286	3	89	573
O31	at Oklahoma	L, 14-17	70,019	-	-	14	38	68	2	24-11-2	215	0	62	283	15	47	156	0	22-8-0	134	2	69	290
N7	NEBRASKA	L, 7-42	45,807	-	14	17	38	103	1	32-11-3	124	0	70	227	24	62	359	5	9-4-1	44	0	71	403
N14	at Colorado	L, 8-37	49,438	-	-	14	34	89	1	32-15-3	93	0	66	182	22	54	267	2	18-11-0	196	1	72	463
N21	KANSAS	W, 23-20	26,059	-	-	25	54	198	1	27-15-1	166	1	81	364	17	31	151	1	26-10-0	210	1	57	361

### 1999 (4-7)

Coach: Dan McCarney Captains: Chris Anthony, Jesse Beckom, Darren Davis, Ryan Gerke, Ryan Harklau

Date	Opponent	Result	Att.	Ranking		ISU FD	Rushing			Passing		Total Off.		Opp FD	Rushing			Passing			Total Off.		
				ISU	Opp		Att	Yds	TD	A-C-I	Yds	TD	Plays		Yds	Att	Yds	TD	A-C-I	Yds	TD	Plays	Yds
S2	INDIANA STATE	W, 33-7	33,936	-	-	29	61	434	4	12-10-0	117	1	73	551	13	43	213	1	13-3-2	18	0	56	231
S11	IOWA	W, 17-10	50,402	-	-	20	55	310	1	13-6-2	134	1	68	444	11	28	62	1	28-14-0	168	0	56	230
S18	at UNLV	W, 24-0	26,127	-	-	19	58	319	2	11-6-1	18	1	69	337	7	22	8	0	23-9-1	98	0	45	106
S25	KANSAS STATE	L, 28-35	40,057	-	15	22	44	250	4	24-11-1	156	0	68	406	20	45	203	4	21-10-1	91	0	66	294
O9	at Nebraska	L, 14-49	77,743	-	4	18	35	146	2	32-18-1	185	0	67	331	25	57	439	3	14-5-0	85	2	71	524
O16	at Missouri	W, 24-21	61,052	-	-	18	47	198	3	15-8-2	141	0	62	339	25	43	158	1	34-22-0	303	2	77	461
O23	COLORADO	L, 12-16	34,892	-	-	22	43	195	0	27-16-2	184	1	70	379	17	40	180	1	23-14-1	116	1	63	296
O30	TEXAS	L, 41-44	37,218	-	12	17	35	68	4	20-11-0	291	2	55	359	25	38	129	2	40-30-0	345	2	78	474
N6	at Texas Tech	L, 16-28	41,691	-	-	17	44	137	2	28-14-1	169	0	72	306	19	46	257	3	14-8-1	113	1	60	370
N13	OKLAHOMA	L, 10-31	37,073	-	-	11	30	57	0	36-15-2	187	1	66	244	20	39	301	2	42-24-0	180	2	81	481
N20	at Kansas	L, 28-31	27,000	-	-	22	34	91	1	36-22-1	332	3	70	423	25	59	283	4	22-10-1	119	0	81	402



# IOWA STATE FOOTBALL

## ALL-TIME RESULTS

### 2000 (9-3)

Coach: Dan McCarney Captains: Chris Anthony, Ryan Harklau, Reggie Hayward, Sage Rosenfels

Date	Opponent	Result	Att.	Ranking		ISU FD	Rushing			Passing			Total Off.		Opp FD	Rushing			Passing			Total Off.	
				ISU	Opp		Att	Yds	TD	A-C-I	Yds	TD	Plays	Yds		Att	Yds	TD	A-C-I	Yds	TD	Plays	Yds
S2	OHIO	W, 25-15	34,385	-	-	16	40	204	3	30-16-1	196	0	70	400	18	41	179	1	25-9-2	130	1	66	309
S9	UNLV	W, 37-22	35,408	-	-	19	42	150	1	31-16-1	286	2	73	436	20	47	197	1	25-9-1	190	2	72	387
S16	at Iowa	W, 24-14	70,397	-	-	24	46	246	3	27-18-1	239	0	73	485	17	28	93	0	41-22-1	235	2	69	328
S30	at Baylor	W, 31-17	31,126	-	-	22	53	308	3	23-12-0	167	1	76	475	20	37	108	1	27-8-1	161	1	64	269
O7	NEBRASKA	L, 27-49	50,074	-	2	18	25	37	1	43-22-2	346	2	68	383	20	60	336	6	17-7-1	164	0	77	500
O14	at Oklahoma State	W, 33-26	41,310	-	-	27	40	210	2	38-19-1	290	2	78	500	27	37	132	1	46-26-1	328	2	83	460
O21	TEXAS A&M	L, 7-30	48,931	-	-	11	26	102	0	35-16-2	137	1	61	239	21	50	221	1	27-16-0	248	2	77	469
O28	MISSOURI	W, 39-20	46,599	-	-	27	50	339	5	17-10-1	156	0	67	495	25	48	256	2	34-13-2	171	1	82	427
N4	at Kansas State	L, 10-56	50,114	-	19	14	28	80	1	42-18-2	211	0	70	291	29	60	367	6	20-13-0	216	2	80	583
N11	at Colorado	W, 35-27	46,430	-	-	23	47	277	3	27-15-1	173	1	74	450	23	38	132	3	34-25-1	307	1	72	439
N18	KANSAS	W, 38-17	36,725	-	-	28	50	335	5	28-13-1	171	0	78	506	18	38	138	1	35-15-0	158	1	73	296
D28	Pittsburgh**	W, 37-29	41,813	-	-	22	34	67	2	34-23-0	308	2	68	375	23	36	144	2	36-20-1	347	2	72	491

\*\*Insight.com Bowl at Phoenix, Ariz.

### 2001 (7-5)

Coach: Dan McCarney Captains: Mike Banks, Kevin DeRonde, Ennis Haywood, Adam Runk

Date	Opponent	Result	Att.	Ranking		ISU FD	Rushing			Passing			Total Off.		Opp FD	Rushing			Passing			Total Off.	
				ISU	Opp		Att	Yds	TD	A-C-I	Yds	TD	Plays	Yds		Att	Yds	TD	A-C-I	Yds	TD	Plays	Yds
S8	NORTHERN IOWA	W, 41-0	47,092	-	-	16	45	249	6	18-9-0	88	0	63	337	17	41	183	0	30-10-6	116	0	71	299
S22	at Ohio	W, 31-28	24,000	-	-	29	53	308	4	28-15-2	250	0	81	558	17	44	285	2	12-8-0	151	2	56	436
S29	BAYLOR	W, 41-0	44,189	-	-	27	48	179	1	29-24-1	330	4	77	509	18	27	13	0	40-27-2	177	0	67	190
O6	at Nebraska	L, 14-48	78,002	-	4	20	38	122	1	29-13-2	214	1	67	336	25	54	359	6	16-11-1	117	0	70	476
O13	at Missouri	W, 20-14	50,671	-	-	16	44	207	2	22-13-0	75	0	66	282	20	37	229	1	32-14-1	137	1	69	366
O20	OKLAHOMA STATE	W, 28-14	49,459	-	-	30	58	285	4	19-16-0	150	0	77	435	18	18	42	0	39-24-1	234	2	57	276
O27	at Texas A&M	L, 21-24	85,661	-	-	26	34	97	1	48-30-1	348	2	82	445	14	35	190	3	21-11-1	132	0	56	322
N3	KANSAS STATE	L, 3-42	40,228	-	-	11	24	23	0	29-15-3	151	0	53	174	30	75	343	4	13-5-0	88	1	88	431
N10	COLORADO	L, 27-40	39,024	-	21	22	35	132	1	36-22-1	279	3	71	411	26	57	255	2	27-18-0	247	2	84	502
N17	at Kansas	W, 49-7	33,500	-	-	24	63	320	5	18-7-1	112	1	81	432	14	34	85	0	26-12-5	126	1	60	211
N24	IOWA	W, 17-14	51,042	-	-	17	39	84	1	27-20-1	228	1	66	312	18	36	159	1	20-15-1	145	1	56	304
D27	Alabama**	L, 13-14	45,627	-	-	23	32	172	1	42-25-0	284	0	74	456	15	39	150	1	19-11-1	119	1	58	269

\*\*MainStay Independence Bowl at Shreveport, La.

### 2002 (7-7)

Coach: Dan McCarney Captains: Zach Butler, Jordan Carstens, Seneca Wallace, Chris Whitaker

Date	Opponent	Result	Att.	Ranking		ISU FD	Rushing			Passing			Total Off.		Opp FD	Rushing			Passing			Total Off.	
				ISU	Opp		Att	Yds	TD	A-C-I	Yds	TD	Plays	Yds		Att	Yds	TD	A-C-I	Yds	TD	Plays	Yds
A24	vs. Florida State^	L, 31-38	55,132	-	3	23	38	130	2	33-22-1	313	2	71	443	22	43	239	2	25-17-1	210	2	68	449
A31	KANSAS	W, 45-3	40,026	-	-	25	53	277	6	25-16-1	234	0	78	511	14	33	69	0	32-10-3	81	0	65	150
S7	TENNESSEE TECH	W, 58-6	40,155	-	-	16	43	223	1	22-14-1	253	4	65	476	14	33	51	0	34-17-1	154	1	67	205
S14	at Iowa	W, 36-31	70,397	-	-	22	39	85	3	37-23-1	361	1	76	446	21	42	222	2	21-12-0	178	2	63	400
S21	TROY STATE	W, 42-12	44,896	21	-	17	35	68	1	25-17-0	295	3	60	363	19	38	118	1	36-17-0	195	0	74	313
S28	NEBRASKA	W, 36-14	51,888	19	20	23	52	192	3	32-19-2	220	1	84	412	10	30	81	1	29-12-1	192	1	59	273
O12	TEXAS TECH	W, 31-17	51,842	11	-	19	46	228	3	22-15-0	148	1	68	376	23	30	189	1	51-37-1	272	1	81	461
O19	at Oklahoma	L, 3-49	75,201	9	2	5	23	17	0	22-4-3	43	0	45	60	25	66	199	5	24-14-0	168	1	90	367
O26	at Texas	L, 10-21	83,071	17	7	21	33	58	0	40-19-1	227	1	73	285	25	56	245	3	23-16-1	141	0	79	386
N2	MISSOURI	W, 42-35	44,339	22	-	28	39	177	4	47-31-0	425	1	86	602	18	36	118	2	35-24-1	247	2	71	365
N9	at Kansas State	L, 7-58	49,504	21	12	15	39	71	1	28-12-3	178	0	67	249	20	47	223	6	17-12-0	162	0	64	385
N16	at Colorado	L, 27-41	48,728	-	17	27	38	207	3	35-24-1	265	1	73	472	28	51	331	2	29-17-0	187	2	80	518
N23	CONNECTICUT	L, 20-37	34,582	-	-	20	35	152	2	44-19-4	216	0	79	368	24	39	202	1	38-20-1	233	3	77	435
D31	at Boise State**	L, 16-34	30,446	-	18	17	41	145	1	42-15-0	130	1	83	275	19	40	157	4	32-17-0	160	1	72	317

^Eddie Robinson Classic at Kansas City, Mo.; \*\*Crucial.com Humanitarian Bowl at Boise, Idaho





# IOWA STATE FOOTBALL

## ALL-TIME RESULTS

### 2003 (2-10)

Coach: Dan McCarney Captains: Jordan Carstens, Lane Danielsen, Bob Montgomery, Casey Shelton, Chris Whitaker, Joe Woodley

Date	Opponent	Result	Att.	Ranking		ISU FD	Rushing			Passing			Total Off.		Opp FD	Rushing			Passing			Total Off.	
				ISU	Opp		Att	Yds	TD	A-C-I	Yds	TD	Plays	Yds		Att	Yds	TD	A-C-I	Yds	TD	Plays	Yds
A30	NORTHERN IOWA	W, 17-10	48,088	-	-	13	45	169	1	18-9-1	158	0	63	327	17	37	119	1	33-21-0	142	0	70	261
S6	OHIO	W, 48-20	40,056	-	-	23	51	271	4	27-14-0	252	2	78	523	12	38	167	2	22-12-0	237	1	60	404
S13	IOWA	L, 21-40	53,488	-	23	22	40	71	1	45-26-1	319	2	85	390	10	37	171	2	14-7-0	72	1	51	243
S27	at Northern Illinois	L, 16-24	28,218	-	20	22	47	173	1	33-16-2	182	0	80	355	18	43	167	1	22-15-1	167	2	65	334
O4	OKLAHOMA	L, 7-53	49,670	-	1	10	31	88	0	26-10-2	146	0	57	234	35	41	199	1	39-29-1	414	5	80	613
O11	at Texas Tech	L, 21-52	49,627	-	-	16	30	85	1	33-16-1	270	2	63	355	45	33	240	4	78-52-2	535	3	111	775
O18	TEXAS	L, 19-40	45,355	-	20	16	29	105	1	34-11-0	172	1	63	277	28	53	235	3	26-19-1	343	2	79	578
O25	at Nebraska	L, 0-28	77,483	-	14	14	30	70	0	41-20-2	160	0	71	230	13	54	282	3	7-4-1	35	0	61	317
N8	KANSAS STATE	L, 0-45	40,124	-	-	9	28	39	0	30-11-3	101	0	58	140	22	48	356	4	17-14-0	147	2	65	503
N15	COLORADO	L, 10-44	36,977	-	-	16	32	102	0	40-16-1	121	1	72	223	19	45	110	4	29-21-1	288	2	74	398
N22	at Kansas	L, 7-36	34,518	-	-	11	36	97	1	28-10-2	79	0	64	176	22	44	180	3	28-18-1	221	1	72	401
N29	at Missouri	L, 7-45	46,435	-	-	18	47	178	0	23-13-1	162	1	70	340	22	46	376	6	25-15-0	108	0	71	484

### 2004 (7-5)

Coach: Dan McCarney Captains: Erik Anderson, Ellis Hobbs, Cale Stubbe, Luke Vander Sanden

Date	Opponent	Result	Att.	Ranking		ISU FD	Rushing			Passing			Total Off.		Opp FD	Rushing			Passing			Total Off.	
				ISU	Opp		Att	Yds	TD	A-C-I	Yds	TD	Plays	Yds		Att	Yds	TD	A-C-I	Yds	TD	Plays	Yds
S4	NORTHERN IOWA	W, 23-0	42,865	-	-	27	56	228	0	17-28-0	176	2	84	378	7	32	36	0	8-19-0	63	0	51	99
S11	at Iowa	L, 10-17	70,397	-	16	16	34	66	0	15-30-0	170	1	64	236	16	44	85	1	16-22-1	220	1	66	305
S18	NORTHERN ILLINOIS	W, 48-41	39,902	-	-	16	39	117	1	14-28-2	225	3	79	342	24	46	117	2	20-33-4	285	4	79	402
O2	at Oklahoma State	L, 7-36	47,554	-	25	14	37	59	0	13-24-0	160	1	61	219	18	55	189	3	9-16-1	160	1	71	349
O9	TEXAS A&M	L, 3-34	44,307	-	-	23	42	142	0	18-43-2	161	0	85	303	20	37	162	1	19-31-0	257	4	68	419
O16	at Colorado	L, 14-19	44,285	-	-	24	47	164	0	16-33-1	239	1	80	403	17	34	141	0	18-43-3	163	1	68	304
O23	at Baylor	W, 26-25	25,249	-	-	16	39	109	2	12-20-0	148	1	59	257	26	41	140	2	31-39-0	310	1	80	450
O30	KANSAS	W, 13-7	36,384	-	-	13	54	141	0	9-19-1	51	0	73	192	13	34	80	0	14-31-3	128	1	65	208
N6	NEBRASKA	W, 34-27	45,022	-	-	22	36	102	1	18-39-1	364	3	75	466	20	35	195	3	19-43-1	249	1	78	444
N20	at Kansas State	W, 37-23	44,829	-	-	19	41	161	2	16-30-0	234	1	73	395	13	46	257	3	6-18-2	58	0	64	315
N27	MISSOURI	L, 14-17 (OT)	40,626	-	-	21	50	143	2	16-29-1	206	0	79	349	16	50	208	2	13-24-1	150	0	74	358
D28	Miami University**	W, 17-13	43,000	-	-	22	59	295	2	10-28-0	114	0	87	409	18	25	60	1	20-44-1	240	1	69	300

\*\*Independence Bowl at Shreveport, La.

### 2005 (7-5)

Coach: Dan McCarney Captains: Tim Dobbins, Nick Leaders, Bret Meyer, Kory Pence

Date	Opponent	Result	Att.	Ranking		ISU FD	Rushing			Passing			Total Off.		Opp FD	Rushing			Passing			Total Off.	
				ISU	Opp		Att	Yds	TD	A-C-I	Yds	TD	Plays	Yds		Att	Yds	TD	A-C-I	Yds	TD	Plays	Yds
S3	ILLINOIS STATE	W, 32-21	44,058	-	-	25	41	92	3	41-30-0	314	1	82	406	12	34	89	0	25-10-2	222	2	59	311
S10	IOWA	W, 23-3	54,290	-	8	22	55	169	1	24-14-1	154	1	79	323	20	32	173	0	42-15-2	174	0	79	323
S23	at Army	W, 28-21	25,007	22	-	14	32	71	2	26-18-3	158	2	58	229	23	47	132	1	34-19-3	233	2	81	365
O1	at Nebraska	L, 20-27 (2OT)	77,433	23	-	21	38	57	1	41-23-1	317	1	79	374	26	25	36	1	55-36-0	431	2	80	467
O8	BAYLOR	L, 13-23	45,992	-	-	19	38	110	1	31-19-1	210	0	69	320	15	34	116	1	26-18-0	160	1	60	276
O15	at Missouri	L, 24-27 (OT)	55,016	-	-	20	54	157	3	25-16-1	169	0	79	326	19	37	88	0	35-24-1	230	1	72	318
O22	OKLAHOMA STATE	W, 37-10	43,964	-	-	16	44	137	3	20-13-0	227	1	64	374	21	34	123	1	40-24-4	203	0	74	326
O29	at Texas A&M	W, 42-14	86,172	-	-	30	50	178	2	32-20-0	371	4	82	549	16	20	126	1	41-23-2	221	1	61	347
N5	KANSAS STATE	W, 45-17	42,686	-	-	19	53	221	3	23-16-0	194	3	76	415	13	29	12	1	17-30-2	221	1	59	233
N12	COLORADO	W, 30-16	49,242	-	22	15	25	36	0	38-20-0	251	1	63	287	23	38	79	1	42-25-2	284	0	80	363
N26	at Kansas	L, 21-24 (OT)	42,826	-	-	17	36	56	1	34-18-1	257	2	70	313	20	38	123	1	43-24-3	254	1	81	377
D31	TCU**	L, 24-27	37,286	-	14	12	25	34	0	33-20-2	254	3	58	288	21	46	135	2	33-21-1	275	1	79	410

\*\*EV1.net Houston Bowl at Houston, Texas



# IOWA STATE FOOTBALL

## ALL-TIME RESULTS

### 2006 (4-8)

Coach: Dan McCarney Captains: Brent Curvey, Austin Flynn, DeAndre Jackson, Bret Meyer

Date	Opponent	Result	Att.	Ranking		ISU FD	Rushing			Passing			Total Off.		Opp FD	Rushing			Passing			Total Off.	
				ISU	Opp		Att	Yds	TD	A-C-I	Yds	TD	Plays	Yds		Att	Yds	TD	A-C-I	Yds	TD	Plays	Yds
A31	TOLEDO	W, 45-43 (3OT)	42,531	-	-	24	41	159	4	26-17-0	234	2	67	393	23	27	45	3	49-39-1	367	3	76	412
S9	UNLV	W, 16-10	45,795	-	-	17	37	137	2	21-14-1	203	0	58	340	17	31	74	0	35-24-1	218	1	66	292
S16	at Iowa	L, 17-27	70,585	-	16	18	36	171	1	31-15-0	152	1	67	323	22	30	136	0	38-26-1	274	3	68	410
S23	at Texas	L, 14-37	88,972	-	7	21	27	21	0	45-25-2	302	2	72	323	24	40	193	3	24-19-1	246	2	64	439
S30	NORTHERN IOWA	W, 28-27	55,518	-	-	24	28	81	1	29-24-1	323	1	57	404	18	37	176	1	30-23-0	158	1	67	334
O7	NEBRASKA	L, 14-28	55,338	-	22	18	24	53	1	39-18-1	262	1	63	315	17	45	251	3	21-17-0	131	1	66	382
O14	at Oklahoma	L, 9-34	84,152	-	23	12	29	89	0	25-14-2	149	1	54	238	17	34	185	2	27-16-0	195	2	61	380
O21	TEXAS TECH	L, 26-42	44,112	-	-	18	36	75	2	34-14-2	146	1	70	221	24	20	107	0	40-31-0	368	6	60	475
O28	at Kansas State	L, 10-31	44,729	-	-	21	35	104	1	42-23-1	280	0	76	384	15	35	104	2	20-14-1	161	1	52	317
N4	KANSAS	L, 10-41	40,272	-	-	12	30	33	1	31-16-1	180	0	61	213	19	46	169	3	27-20-1	234	3	73	403
N11	at Colorado	L, 16-33	43,056	-	-	19	30	102	1	29-18-0	209	1	59	311	18	38	263	1	19-13-0	200	2	57	463
N18	MISSOURI	W, 21-16	39,631	-	-	23	48	196	2	27-15-1	153	1	75	349	22	24	90	1	44-29-0	310	1	68	400

### 2007 (3-9)

Coach: Gene Chizik Captains: Todd Blythe, Alvin Bowen, Bret Meyer

Date	Opponent	Result	Att.	Ranking		ISU FD	Rushing			Passing			Total Off.		Opp FD	Rushing			Passing			Total Off.	
				ISU	Opp		Att	Yds	TD	A-C-I	Yds	TD	Plays	Yds		Att	Yds	TD	A-C-I	Yds	TD	Plays	Yds
A30	KENT STATE	L, 14-23	47,313	-	-	19	39	158	1	23-14-2	148	1	62	306	22	51	202	2	26-17-2	161	1	77	363
S8	NORTHERN IOWA	L, 13-24	56,795	-	-	25	36	129	2	48-29-2	270	0	84	399	19	41	147	1	29-23-0	180	2	70	327
S15	IOWA	W, 15-13	49,516	-	-	17	39	143	0	29-21-0	157	0	68	300	16	34	115	1	23-12-0	118	0	57	233
S22	at Toledo	L, 35-36	15,219	-	-	22	52	146	2	33-24-1	251	3	85	397	14	30	98	2	27-19-1	199	1	57	297
S29	at Nebraska	L, 17-35	84,703	-	25	28	51	134	2	51-26-3	281	0	102	415	17	30	130	1	29-19-1	239	3	59	369
O6	at Texas Tech	L, 17-42	46,558	-	-	17	46	100	1	26-15-0	187	1	72	287	23	17	29	1	49-40-2	460	4	66	489
O13	TEXAS	L, 3-56	52,060	-	23	14	29	93	0	37-19-2	135	0	66	228	28	39	216	3	31-23-0	298	4	70	514
O20	OKLAHOMA	L, 7-17	49,511	-	4	15	34	95	1	32-19-1	174	0	66	269	21	45	133	2	28-16-1	183	0	73	316
O27	at Missouri	L, 28-42	53,386	-	13	25	39	152	2	48-33-0	237	1	87	389	23	28	116	3	37-28-1	250	1	65	366
N3	KANSAS STATE	W, 31-20	45,551	-	-	14	40	120	2	26-17-1	228	1	66	348	22	29	78	1	45-28-2	347	1	74	425
N10	COLORADO	W, 31-28	45,487	-	-	18	42	162	2	27-13-1	189	2	69	351	17	32	157	2	40-23-0	262	2	72	419
N17	at Kansas	L, 7-45	51,050	-	4	16	26	52	1	43-24-1	182	0	69	234	31	37	212	1	35-30-0	354	5	72	566

### 2008 (2-10)

Coach: Gene Chizik Captains: R.J. Sumrall, Kurtis Taylor, Jason Scales, Brandon Hunley

Date	Opponent	Result	Att.	Ranking		ISU FD	Rushing			Passing			Total Off.		Opp FD	Rushing			Passing			Total Off.	
				ISU	Opp		Att	Yds	TD	A-C-I	Yds	TD	Plays	Yds		Att	Yds	TD	A-C-I	Yds	TD	Plays	Yds
A28	SOUTH DAKOTA STATE	W, 44-17	46,617	-	-	20	42	229	2	19-13-0	159	2	61	388	18	25	180	2	37-23-5	170	0	62	350
S6	KENT STATE	W, 48-28	49,805	-	-	14	45	160	4	21-15-0	214	2	66	374	20	43	243	1	24-11-0	167	3	67	410
S13	at Iowa	L, 5-17	70,585	-	-	18	27	73	0	40-24-3	252	0	67	325	11	31	122	1	19-9-2	122	0	50	244
S20	at UNLV	L, 31-34 (OT)	25,567	-	-	14	35	151	2	28-13-0	155	2	63	306	23	42	209	2	22-16-0	245	3	64	454
O4	KANSAS	L, 33-35	47,847	-	16	20	31	97	1	46-27-1	268	3	77	365	19	39	117	2	26-18-1	319	3	65	436
O11	at Baylor	L, 10-38	30,548	-	-	16	18	81	0	41-21-1	176	1	59	257	27	50	201	2	26-22-2	288	2	76	435
O18	NEBRASKA	L, 7-35	48,794	-	-	11	25	105	1	29-16-0	113	0	54	218	29	41	220	4	37-27-0	328	1	78	584
O25	TEXAS A&M	L, 35-49	45,495	-	-	34	39	173	3	46-28-0	401	1	85	574	27	35	128	3	39-31-0	381	4	74	509
N1	at Oklahoma State	L, 17-59	46,718	-	9	17	38	122	1	35-20-2	240	1	73	362	28	36	263	3	29-20-1	419	5	65	682
N8	at Colorado	L, 24-28	46,440	-	-	22	44	188	3	29-16-0	215	0	73	403	21	32	148	0	41-24-1	274	4	73	422
N15	MISSOURI	L, 20-52	46,013	-	12	25	23	118	0	54-36-2	326	2	77	444	24	25	151	4	40-32-1	328	2	65	479
N22	at Kansas State	L, 30-38	41,266	-	-	30	36	164	1	50-32-2	462	3	86	626	22	37	172	1	31-17-0	279	4	68	451



# IOWA STATE FOOTBALL

## ALL-TIME RESULTS

### 2009 (7-6)

Coach: Paul Rhoads Captains: Austen Arnaud, Nate Frere, Reggie Stephens, James Smith, Derec Schmidgall

Date	Opponent	Result	Att.	Ranking		ISU FD	Rushing			Passing			Total Off.		Opp FD	Rushing			Passing			Total Off.	
				ISU	Opp		Att	Yds	TD	A-C-I	Yds	TD	Plays	Yds		Att	Yds	TD	A-C-I	Yds	TD	Plays	Yds
S3	NORTH DAKOTA STATE	W, 34-17	48,831	-	-	26	40	204	2	31-17-0	238	2	71	442	16	38	210	1	27-15-1	178	1	65	388
S12	IOWA	L, 3-35	52,089	-	-	15	34	190	0	31-13-5	113	0	65	303	24	35	191	1	37-20-2	235	4	72	426
S19	at Kent State	W, 34-14	15,808	-	-	16	42	234	3	28-16-1	170	1	70	404	15	32	47	0	32-21-1	255	2	64	302
S26	ARMY	W, 31-10	50,532	-	-	18	44	203	3	19-10-0	173	1	63	376	19	48	186	0	26-11-1	130	1	74	316
O3	vs. Kansas State^	L, 23-24	40,851	-	-	20	41	207	1	27-13-0	164	2	68	371	15	42	154	1	23-16-1	206	2	65	360
O10	at Kansas	L, 36-41	48,203	-	16	26	43	219	3	41-25-0	293	2	84	512	34	31	109	2	49-37-1	442	4	80	551
O17	BAYLOR	W, 24-10	42,253	-	-	27	46	240	2	36-25-1	214	1	82	454	18	21	89	0	46-26-3	275	1	67	364
O24	at Nebraska	W, 9-7	85,938	-	-	11	48	137	0	19-9-0	102	1	67	239	15	28	114	1	37-20-3	248	0	65	362
O31	at Texas A&M	L, 10-35	72,530	-	-	19	34	169	1	27-18-2	155	0	61	324	31	49	267	2	28-23-0	234	3	77	501
N7	OKLAHOMA STATE	L, 8-34	40,540	-	18	13	26	54	0	28-14-3	188	1	54	242	29	54	331	3	24-19-0	142	1	78	473
N14	COLORADO	W, 17-10	43,208	-	-	19	46	194	0	26-12-1	116	2	72	310	21	35	132	0	38-18-1	258	1	73	390
N21	at Missouri	L, 24-34	55,573	-	-	20	28	77	1	41-29-2	259	2	69	336	28	50	202	2	32-23-0	337	2	82	539
D31	vs. Minnesota**	W, 14-13	45,090	-	-	22	44	212	1	26-19-2	216	1	70	428	21	32	122	0	35-20-1	312	1	67	434

^at Arrowhead Stadium at Kansas City, Mo.

\*\*Insight Bowl at Tempe, Ariz.

### 2010 (5-7)

Coach: Paul Rhoads Captains: Austen Arnaud, Rashawn Parker, Michael O'Connell, Alexander Robinson

Date	Opponent	Result	Att.	Ranking		ISU FD	Rushing			Passing			Total Off.		Opp FD	Rushing			Passing			Total Off.	
				ISU	Opp		Att	Yds	TD	A-C-I	Yds	TD	Plays	Yds		Att	Yds	TD	A-C-I	Yds	TD	Plays	Yds
S2	NORTHERN ILLINOIS	W, 27-10	43,116	-	-	25	37	138	3	36-27-2	265	0	73	403	14	36	156	1	29-14-3	93	0	65	249
S11	at Iowa	L, 7-35	70,585	-	9	15	25	78	0	44-20-3	197	1	69	275	20	50	275	3	20-11-0	204	2	70	479
S18	vs. Kansas State^	L, 20-27	38,468	-	-	20	40	171	0	28-15-0	122	1	68	293	24	50	262	3	12-6-1	104	0	62	366
S25	NORTHERN IOWA	W, 27-0	48,874	-	-	15	35	117	1	24-12-0	93	0	59	210	17	43	146	0	23-12-3	174	0	66	320
O2	TEXAS TECH	W, 52-38	43,162	-	-	22	50	251	2	28-20-0	190	4	78	441	28	25	131	0	62-42-1	377	5	87	508
O9	UTAH	L, 27-68	43,195	-	10	19	32	170	2	31-13-2	178	2	63	348	28	43	239	4	36-26-1	354	3	79	593
O16	at Oklahoma	L, 0-52	84,024	-	6	10	33	59	0	27-15-0	124	0	60	183	37	56	325	4	38-32-0	347	3	94	672
O23	at Texas	W, 28-21	100,142	-	22	16	45	199	2	23-11-1	136	2	68	335	25	29	96	0	57-34-3	344	2	86	440
O30	KANSAS	W, 28-16	46,485	-	-	21	40	232	3	26-16-0	168	0	66	400	20	42	119	0	33-22-1	149	1	75	268
N6	NEBRASKA	L, 30-31 (OT)	51,159	-	9	24	48	157	1	32-21-2	203	3	80	360	15	52	235	3	12-7-0	79	0	64	314
N13	at Colorado	L, 14-34	42,722	-	-	16	26	(-6)	1	42-27-0	235	1	68	229	18	45	118	0	24-16-0	266	3	69	384
N20	MISSOURI	L, 0-14	41,776	-	15	17	44	152	0	32-14-0	180	0	76	332	17	41	134	1	26-16-0	172	1	67	306

^at Arrowhead Stadium at Kansas City, Mo.

### 2011 (6-7)

Coach: Paul Rhoads Captains: Ter/Ran Benton, Darius Darks, Jake Knott, Kelechi Osemele, Stephen Ruempolhamer

Date	Opponent	Result	Att.	Ranking		ISU FD	Rushing			Passing			Total Off.		Opp FD	Rushing			Passing			Total Off.	
				ISU	Opp		Att	Yds	TD	A-C-I	Yds	TD	Plays	Yds		Att	Yds	TD	A-C-I	Yds	TD	Plays	Yds
S3	NORTHERN IOWA	W, 20-19	54,672	-	-	20	39	141	2	40-18-3	187	1	79	328	21	42	204	1	32-15-0	181	1	74	385
S10	IOWA	W, 44-41 (3OT)	56,085	-	-	26	52	194	2	38-25-0	279	4	90	473	18	43	158	2	29-16-0	207	2	72	365
S16	at Connecticut	W, 24-20	37,195	-	-	12	34	101	1	30-19-3	240	2	64	341	20	42	112	1	36-15-1	231	1	78	343
O1	TEXAS	L, 14-37	56,390	-	17	26	38	129	1	51-28-1	251	1	89	380	19	40	145	1	24-14-0	255	2	64	400
O8	at Baylor	L, 26-49	35,625	-	25	17	33	181	1	35-17-1	244	3	68	425	37	67	395	5	30-22-0	212	1	97	607
O15	at Missouri	L, 17-52	71,004	-	-	17	36	157	1	40-20-1	186	0	76	343	33	58	294	4	29-20-2	289	3	87	583
O22	TEXAS A&M	L, 17-33	51,131	-	17	17	33	125	2	40-16-1	180	0	73	305	30	47	247	1	43-24-0	263	2	90	510
O29	at Texas Tech	W, 41-7	59,260	-	19	24	67	368	4	26-14-0	144	1	93	512	15	26	99	1	38-18-2	191	0	64	290
N5	KANSAS	W, 13-10	51,575	-	-	25	49	251	1	30-16-1	175	0	79	426	17	39	174	1	22-13-0	127	0	61	301
N18	OKLAHOMA STATE	W, 37-31 (2OT)	52,027	-	2	33	41	192	2	60-31-2	376	3	101	568	24	18	60	0	58-42-3	476	3	76	536
N26	at Oklahoma	L, 6-26	84,326	-	12	13	36	120	0	28-13-1	125	1	64	245	25	45	253	2	45-22-3	256	0	90	509
D3	at Kansas State	L, 23-30	47,392	-	16	24	51	215	2	27-15-1	153	1	78	368	20	45	201	2	15-7-0	158	1	60	359
D30	vs. Rutgers**	L, 13-27	38,328	-	-	19	29	91	1	39-17-2	220	0	68	311	17	42	173	2	24-13-0	196	1	66	369

\*\*Pinstripe Bowl at New York, N.Y.





# IOWA STATE FOOTBALL

## ALL-TIME RESULTS

### 2012 (6-7)

Coach: Paul Rhoads Captains: Brett Bueker, A.J. Klein, Jake Knott, Josh Lenz, James White

Date	Opponent	Result	Att.	Ranking		ISU FD	Rushing			Passing			Total Off.		Opp FD	Rushing			Passing			Total Off.	
				ISU	Opp		Att	Yds	TD	A-C-I	Yds	TD	Plays	Yds		Att	Yds	TD	A-C-I	Yds	TD	Plays	Yds
S1	TULSA	W, 38-23	54,931	-	-	28	45	160	3	45-32-1	281	2	90	441	16	34	160	1	49-23-2	198	2	83	358
S8	at Iowa	W, 9-6	70,585	-	-	19	41	101	0	36-24-2	241	1	77	342	15	28	68	0	42-20-2	236	0	70	304
S15	WESTERN ILLINOIS	W, 37-3	55,783	-	-	27	41	264	2	35-23-2	240	3	76	504	8	38	103	0	19-10-0	75	0	57	178
S29	TEXAS TECH	L, 13-24	54,149	-	-	13	38	116	0	20-10-3	73	1	58	189	20	30	63	0	47-31-2	332	3	77	395
O6	at TCU	W, 37-23	42,152	-	15	15	35	152	0	22-13-1	198	4	57	350	24	43	185	1	40-23-3	270	1	83	455
O13	KANSAS STATE	L, 21-27	56,800	-	6	12	24	65	1	36-16-1	166	2	60	231	25	52	177	3	24-16-0	187	0	76	364
O20	at Oklahoma State	L, 10-31	57,019	-	-	16	22	101	0	48-23-1	240	1	70	341	28	42	210	3	47-32-0	415	1	89	625
O27	BAYLOR	W, 35-21	54,877	-	-	32	48	176	0	54-36-1	381	5	102	557	24	30	115	1	51-31-1	426	2	81	541
N3	OKLAHOMA	L, 20-35	56,585	-	14	19	24	99	2	40-20-1	191	0	64	290	34	40	188	1	45-32-2	405	4	85	593
N10	at Texas	L, 7-33	100,018	-	19	15	31	144	0	29-15-2	133	1	60	277	31	45	222	2	32-26-0	387	2	77	609
N17	at Kansas	W, 51-23	41,608	-	-	27	42	241	2	34-27-0	307	4	76	548	23	48	252	2	25-11-1	189	1	73	441
N23	WEST VIRGINIA	L, 24-31	53,792	-	-	24	46	234	0	31-13-0	162	3	77	396	24	41	239	1	31-22-0	236	2	72	475
D31	vs. Tulsa**	L, 17-31	53,687	-	-	9	28	98	0	28-14-2	170	1	56	268	23	60	317	4	23-11-1	93	0	83	410

\*\*Liberty Bowl at Memphis, Tenn.

### 2013 (3-9)

Coach: Paul Rhoads Captains: Ernst Brun, James White, Jacques Washington, Jeremiah George, Kirby Van Der Kamp, Jeff Woody

Date	Opponent	Result	Att.	Ranking		ISU FD	Rushing			Passing			Total Off.		Opp FD	Rushing			Passing			Total Off.	
				ISU	Opp		Att	Yds	TD	A-C-I	Yds	TD	Plays	Yds		Att	Yds	TD	A-C-I	Yds	TD	Plays	Yds
A31	NORTHERN IOWA	L, 20-28	58,600	-	-	21	44	168	0	33-22-0	242	2	76	410	23	33	228	2	29-22-2	229	2	62	457
S14	IOWA	L, 21-27	58,600	-	-	14	24	59	0	39-22-2	260	3	63	319	21	60	218	1	23-14-0	160	2	83	378
S26	at Tulsa	W, 38-21	20,137	-	-	25	44	179	3	42-26-1	255	2	86	434	22	28	86	1	49-26-0	288	2	77	374
O3	TEXAS	L, 30-31	52,762	-	-	21	50	201	1	27-16-1	262	2	77	463	23	29	119	3	45-26-0	244	1	74	363
O6	at Texas Tech	L, 35-42	57,367	-	20	18	39	143	3	39-115-0	168	1	78	311	36	45	251	3	56-35-1	415	3	101	666
O19	at Baylor	L, 7-71	46,825	-	12	9	33	41	0	27-15-2	133	1	60	174	32	53	291	5	39-29-0	423	2	92	714
O26	OKLAHOMA STATE	L, 27-58	56,800	-	19	20	48	154	2	38-18-1	192	2	86	346	20	47	342	5	27-10-1	78	1	74	420
N2	at Kansas State	L, 7-41	52,542	-	-	15	34	123	1	36-17-3	126	0	70	249	19	48	227	4	20-13-0	221	1	68	448
N9	TCU	L, 17-21	54,922	-	-	18	42	110	1	40-19-0	173	0	82	283	15	38	123	3	36-20-2	245	0	74	368
N10	at Oklahoma	L, 10-48	84,776	-	22	20	34	103	1	36-22-2	188	0	70	291	21	44	405	4	23-12-0	118	1	67	523
N23	KANSAS	W, 34-0	54,081	-	-	20	43	202	2	20-15-1	300	2	63	502	13	41	187	0	31-11-1	92	0	72	279
N30	at West Virginia	W, 52-44(3OT)	33,735	-	-	26	53	244	2	39-25-1	331	4	92	575	19	36	212	2	38-21-2	356	2	74	568



# IOWA STATE FOOTBALL

## RECORD VS. RANKED OPPONENTS

### Iowa State vs. The AP Top 25\*

No. 1	0-10
No. 2	1-8
No. 3	0-15-1
No. 4	0-10
No. 5	0-6-1
No. 6	0-9
No. 7	3-13
No. 8	2-2
No. 9	2-10
No. 10	0-9
No. 11	0-4
No. 12	0-6
No. 13	0-5
No. 14	1-11
No. 15	1-5
No. 16	1-9
No. 17	0-6
No. 18	2-6
No. 19	1-7
No. 20	1-4
No. 21	0-4
No. 22	2-2
No. 23	0-3
No. 24	0-1
No. 25	0-5

**Totals.....17-170-2**

\*vs. teams ranked in the AP Top 25 at kickoff

### Record vs. Top 25 At Home

11-79-1

### Record vs. Top 25 At Opponents' Field

6-87-1

### Record vs. Top 25 At Neutral Sites

0-4

### Wins/Ties vs. Top 25 Opponents

#### No. 2

ISU 37, Oklahoma St. 31 (2OT)- Ames 11/18/11

#### No. 3

ISU 23, Nebraska 23- Ames 11/11/72

#### No. 5

ISU 7, Oklahoma 7- Norman 10/3/81

#### No. 7

ISU 21, Missouri 17- Columbia 10/16/76

ISU 15, Oklahoma State 10- Ames 11/23/85

ISU 19, Nebraska 10- Ames 11/14/92

#### No. 8

ISU 34, Missouri 13- Ames 10/17/81

ISU 23, Iowa 3- Ames 9/10/05

#### No. 9

ISU 37, Nebraska 28- Ames 11/13/76

ISU 24, Nebraska 21- Lincoln 10/15/77

#### No. 14

ISU 17, Missouri 7- Ames 11/17/73

#### No. 15

ISU 37, TCU 23- Ft. Worth 10/6/12

#### No. 16

ISU 33, Oklahoma 31- Norman 10/20/90

#### No. 18

ISU 28, Oklahoma State 12- Ames 11/24/73

ISU 27, Kansas State 23- Ames 11/6/93

#### No. 19

ISU 41, Texas Tech 7- Lubbock 10/29/11

#### No. 20

ISU 36, Nebraska 14- Ames 9/28/02

#### No. 22

ISU 30, Colorado 16- Ames 11/12/05

ISU 28, Texas 21- Austin 10/23/10



Jeff Woody scores the game-winning touchdown in the second overtime to help Iowa State defeat No. 2 Oklahoma State, 37-31 on Nov. 18, 2011. It's the highest-ranking team the Cyclones have defeated in school history.