



WASHINGTON STATE

F O O T B A L L



2012 STATISTICAL SUPPLEMENT



Table of Contents

Individual

Single-Game Records

Passing

Records.....	4
300-Yard Passing Games	5

Rushing

Records.....	6
100-Yard Rushing Games	7
150-Yard Rushing Games	8

Receiving

Records.....	9
100-Yard Receiving Games.....	10
150-Yard Receiving Games.....	11

Total Offense/All-Purpose

Records.....	12
--------------	----

Defense

Records.....	13-14
--------------	-------

Special Teams

Return Records	15
Kicking Records	16
Punting Records.....	17

Individual

Single-Season Records

Passing

Records.....	19
3,000-Yard Passers	20
Yearly Leaders	21

Rushing

Records.....	22
1,000-Yard Rushers	23-24
Yearly Leaders	25

Receiving

Records.....	26
1,000-Yard Receivers.....	27
Yearly Leaders	28

Total offense/All-Purpose

Records.....	29
yearly Leaders	30

Defense

Tackle Records	31
Tackle Yearly Leaders	32
Interception Records /	
Yearly Leaders	33

Special Teams

Punt Return Records /	
Yearly Leaders	34
Kickoff Return Records /	
Yearly Leaders	35
Kicking Records	36
Scoring Yearly Leaders	37
Punting Records /	
Yearly Leaders	38

Individual

Career Records

Offense	40-41
Defense.....	42
Special Teams.....	43

Team Records

Single-Game	45
Single-Season	46

Cougars in the Draft

WSU Draft History	48-50
-------------------------	-------

Cougars in the Pros

WSU All-Time Professional Roster.....	52-53
NFL All-Pros	54
NFL Award Winners	55
Active Professionals	56

Single-Game

Superlatives

Record By Month and Day /	
Scoring Margins	58
Homecoming Record.....	59
Dad's Day Record.....	60

WSU Coaches

Head Coaches.....	62-64
Assistant Coaches	65-66
All-Time Coaches.....	67

Results

Vs. opponent	69-70
Year-by-Year	71-75
Vs. Conference.....	76

Cougar Award Winners


National Awards.....	78-80
Conference Awards	81-82
Team Awards	83
Academic Awards	84

Bowl Games

Game Recaps.....	86-90
Individual Records.....	91-92
Team Records.....	93-94



Individual Single-Game Records





Passing

PASS ATTEMPTS (50+)

1. 66 Drew Bledsoe, Montana, 1992
2. 59 Alex Brink, Oregon State, 2005
3. 56 Alex Brink, Arizona, 2007
4. 54 Alex Brink, Washington, 2006
5. 52 JackThompson, California, 1976
- 52 Marshall Lobbestael, SMU, 2009
7. 51 Timm Rosenbach, Colorado, 1987
- 51 Chad DeGrenier, Oregon, 1993
9. 50 JackThompson, USC, 1976
- 50 Alex Brink, Arizona State, 2007

Freshman Record (Since 1972)
45; Drew Bledsoe, Washington, 1990

Sophomore Record
59; Alex Brink, Oregon State, 2005

Junior Record
66; Drew Bledsoe, Montana, 1992

Senior Record
56; Alex Brink, Arizona, 2007

PASS COMPLETIONS (30+)

1. 38 Alex Brink, San Diego State, 2007
2. 37 Drew Bledsoe, Montana, 1992
3. 35 Alex Brink, Arizona, 2007
4. 32 Jerry Henderson, Oregon, 1968
- 32 Alex Brink, Washington, 2006
- 32 Alex Brink, Stanford, 2007
- 32 **Marshall Lobbestael, Colorado, 2011**
8. 31 Alex Brink, Oregon State, 2005

Freshman Record (Since 1972)
28; Jeff Tuel, California, 2009

Sophomore Record
31; Alex Brink, Oregon State, 2005

Junior Record
37; Drew Bledsoe, Montana, 1992

Senior Record
38; Alex Brink, San Diego State, 2007

PASSING YARDS

1. 531 Alex Brink, Oregon State, 2005
2. **494 Connor Halliday, Arizona State, 2011**
3. 476 Drew Bledsoe, Utah, Copper Bowl, 1992
4. 469 Alex Brink, San Diego State, 2007
5. 449 Alex Brink, Stanford, 2007
6. 447 Ryan Leaf, Arizona State, 1997
7. 432 Jason Gesser, California, 2001
8. 431 Jason Gesser, California, 2002
9. 423 Alex Brink, California, 2005
10. 413 Drew Bledsoe, Montana, 1992

Freshman Record (Since 1972)
494; Connor Halliday, Arizona State, 2011
385; Drew Bledsoe, Arizona, 1990

Sophomore Record
531; Alex Brink, Oregon State, 2005

Junior Record
476; Drew Bledsoe, Utah, 1992

Senior Record
469; Alex Brink, San Diego State, 2007

TOUCHDOWNS

1. 6 Jason Gesser, Arizona, 2000 (3 ot)
 2. 5 JackThompson, Washington, 1976
 - 5 Timm Rosenbach, Tennessee, 1988
 - 5 Drew Bledsoe, Oregon State, 1991
 - 5 Ryan Leaf, California, 1997
 - 5 Alex Brink, California, 2005
 - 5 Alex Brink, San Diego State, 2007
 - 5 Alex Brink, Washington, 2007
 - 5 Marshall Lobbestael, UNLV, 2011**
 10. 4 16Times
- Most Recent:
Connor Halliday, Arizona State, 2011

Freshman Record (Since 1972)
4; Connor Halliday, Arizona State, 2011
3; Drew Bledsoe, Oregon State, 1990
3; Drew Bledsoe, Arizona State, 1990
3; Ryan Leaf, Stanford, 1995

Sophomore Record
6; Jason Gesser, Arizona, 2000 (3 ot)

Junior Record
5; Timm Rosenbach, Tennessee, 1988
5; Ryan Leaf, California, 1997

Senior Record
5; Alex Brink, San Diego State, 2007
5; Alex Brink, Washington, 2007
5; Marshall Lobbestael, UNLV, 2011

TOTAL 4+ TOUCHDOWN GAMES: 26

MOST 4+ TOUCHDOWN GAMES:
[11 quarterbacks]
Leaf 6
Gesser 5
Tuel 4
Brink 4
Rypien 2
Thompson 2
Bledsoe 1
Pattinson 1
Rosenbach 1
Swogger 1
Halliday 1

PASSES HAD INTERCEPTED

1. 6 Jerry Henderson, Arizona State, 1967
 - 6 Chuck Peck, California, 1974
 - 6 Paul Mencke, USC, 1998
 - 6 Alex Brink, Oregon State, 2007
 5. 5 Jerry Henderson, Baylor, 1967
 - 5 Jerry Henderson, Oregon State, 1968
 - 5 Timm Rosenbach, Oregon, 1987
 - 5 Matt Kegel, Oregon State, 2003
 9. 4 13Times
- Most Recent:
Connor Halliday, Utah, 2011

Freshman Record (Since 1972)
4; Aaron Garcia, Arizona, 1989

Sophomore Record
6; Paul Mencke, USC, 1998

Junior Record
6; Jerry Henderson, Arizona State, 1967

Senior Record
6; Chuck Peck, California, 1974
6; Alex Brink, Oregon State, 2007

COMPLETION PERCENTAGE (Min. 10 Att.)

1. .870 (20-23) Alex Brink, Oregon, 2006
2. .818 (9-11) Wayne Berry, Iowa, 1953
- .818 (9-11) R. Turner, Montana State, 1983
4. .809 (38-47) Alex Brink, SDSU, 2007
5. .806 (25-31) T. Rosenbach, Arizona, 1987
6. .800 (8-10) Wayne Berry, UCLA, 1953
- .800 (8-10) Frank Sarno, Pacific, 1954
- .800 (8-10) Jerry Henderson, OSU, 1966
- .800 (12-15) Alex Brink, Idaho, 2006
10. .786 (11-14) Bob Newman, Cal, 1956
- .786 (11-14) Aaron Garcia, ASU, 1989

Freshman Record (Since 1972)
.786 (11/14), Aaron Garcia, Arizona State, 1989

Sophomore Record
.806 (25/31); Timm Rosenbach, Arizona, 1987

Junior Record
.870 (20/23); Alex Brink, Oregon, 2006

Senior Record
.818 (9/11); Wayne Berry, Iowa, 1953
.818 (9/11); Ricky Turner, Montana State, 1983

NOTE: Bob Newman completed 11-of-12 for the West in the 1958 East-West Shrine Game.

PASSES OF 80+ YARDS

1. **99 Jeff Tuel to Johnny Forzani, Arizona State, 2009**
2. 97 Steve Birnbaum to Nian Taylor Idaho, 1998
3. 91 Alex Brink to Brandon Gibson Arizona, 2006
4. 88 Matt Kegel to Marcus Williams USC, 2000
5. 87 Bob Newman to Jack Fanning Stanford, 1957
- 87 Drew Bledsoe to Phillip Bobo Utah, 1992
7. 85 Chad Davis to Albert Kennedy Arizona, 1994
- 85 Connor Halliday to Marquess Wilson, Arizona State, 2011**
9. 84 Bob Burkhart to Harlan Svare Idaho, 1952
- 84 Wayne Berry to Jim Harerty Iowa, 1953
- 84 Matt Kegel to Devard Darling Arizona, 2003
12. **83 Jeff Tuel to Marquess Wilson, Arizona, 2010**
13. 82 Mark Rypien to Rueben Mayes Oregon, 1985
14. 81 Timm Rosenbach to Tim Stallworth Tennessee, 1988
15. 80 David Wilson to Gail Cogdill Northwestern, 1958
- 80 Jerry Henderson to Larry Thatcher UCLA, 1967
- 80 Jack Thompson to Ray Williams Arizona State, 1978
- 80 Ed Blount to Kitrick Taylor Oregon State, 1986
- 80 Ryan Leaf to Kevin McKenzie Illinois, 1997
- 80 Alex Brink to Jason Hill California, 2005
- 80 Marshall Lobbestael to Marquess Wilson, San Diego State, 2011**



300-Yard Passing Games

300-YARD PASSING GAMES

(BY RANK)

1.	531	Alex Brink, Oregon State, 2005
2.	494	Connor Halliday, Arizona State, 2011
3.	476	Drew Bledsoe, Utah, 1992
4.	469	Alex Brink, San Diego State, 2007
5.	449	Alex Brink, Stanford, 2007
6.	447	Ryan Leaf, Arizona State, 1997
7.	432	Jason Gesser, California, 2001
8.	431	Jason Gesser, California, 2002
9.	423	Alex Brink, California, 2005
10.	413	Drew Bledsoe, Montana, 1992
11.	405	Alex Brink, UCLA, 2006
12.	403	Mark Rypien, Oregon, 1985
13.	400	Mike Pattinson, Arizona State, 1993
14.	399	Alex Brink, Washington, 2007
15.	391	Jack Thompson, California, 1976
16.	385	Drew Bledsoe, Arizona, 1990
17.	384	Ryan Leaf, Arizona, 1997
18.	381	Ryan Leaf, UCLA, 1997
19.	376	Marshall Lobbestael, Colorado, 2011
20.	374	Jason Gesser, Montana State, 2001
21.	369	Alex Brink, Arizona State, 2007
22.	368	Mark Rypien, Utah, 1985
23.	368	Marshall Lobbestael, San Diego State, 2011
24.	364	Jack Thompson, Michigan St, 1977
25.	363	Dave Mathieson, Washington, 1962
26.	361	Marshall Lobbestael, UNLV, 2011
27.	358	Drew Bledsoe, USC, 1992
28.	358	Ryan Leaf, Washington, 1997
29.	355	Chad Davis, Arizona State, 1994
30.	355	Ryan Leaf, San Jose State, 1996
31.	355	Ryan Leaf, USC, 1997
32.	354	Jeff Tuel, California, 2009
33.	353	Timm Rosenbach, Minnesota, 1988
34.	352	Ty Paine, USC, 1970
35.	352	Timm Rosenbach, Tennessee, 1988
36.	348	Ryan Leaf, Arizona, 1996
37.	348	Jason Gesser, Arizona, 2000
38.	347	Alex Brink, Arizona, 2007
39.	346	Matt Kegel, New Mexico, 2003
40.	345	Jack Thompson, Oregon State, 1976
41.	344	Marshall Lobbestael, Washington, 2011
42.	341	Aaron Garcia, Stanford, 1989
43.	340	Jack Thompson, USC, 1976
44.	337	Marshall Lobbestael, Oregon, 2011
45.	334	Timm Rosenbach, Michigan, 1987
46.	334	Brad Gossen, Arizona State, 1989
47.	332	Ryan Leaf, California, 1997
48.	331	Ryan Leaf, Michigan, 1997
49.	331	Matt Kegel, Stanford, 2003
50.	328	Brad Gossen, Brigham Young, 1990
51.	328	Alex Brink, Washington, 2006
52.	324	Timm Rosenbach, Arizona, 1987
53.	324	Mike Pattinson, Oregon State, 1993
54.	323	Drew Bledsoe, Fresno State, 1992
55.	322	Timm Rosenbach, Stanford, 1988
56.	321	Jason Gesser, Arizona State, 2000
57.	317	Brad Gossen, Brigham Young, 1989
58.	315	Jason Gesser, USC, 2002
59.	315	Matt Kegel, Arizona, 2003
60.	314	Ryan Leaf, USC, 1996
61.	314	Alex Brink, Oregon State, 2007
62.	311	Jack Thompson, Washington, 1976
63.	311	Jeff Tuel, UCLA, 2010
64.	310	Matt Kegel, Colorado, 2003
65.	307	Alex Brink, Idaho, 2007
66.	306	Timm Rosenbach, Houston, 1988
67.	306	Alex Brink, California, 2007
68.	305	Ryan Leaf, SW Louisiana, 1997
69.	305	Matt Kegel, Oregon State, 2003
70.	302	Ryan Leaf, Illinois, 1997
71.	301	Bob Burkhart, Idaho, 1952
72.	300	Ed Blount, Oregon State, 1986

300-YARD PASSING GAMES

(CHRONOLOGICAL)

1.	301	Bob Burkhart, Idaho, 1952
2.	363	Dave Mathieson, Washington, 1962
3.	352	Ty Paine, USC, 1970
4.	340	Jack Thompson, USC, 1976
5.	345	Jack Thompson, Oregon State, 1976
6.	391	Jack Thompson, California, 1976
7.	311	Jack Thompson, Washington, 1976
8.	364	Jack Thompson, Michigan St, 1977
9.	403	Mark Rypien, Oregon, 1985
10.	368	Mark Rypien, Utah, 1985
11.	300	Ed Blount, Oregon State, 1986
12.	334	Timm Rosenbach, Michigan, 1987
13.	324	Timm Rosenbach, Arizona, 1987
14.	353	Timm Rosenbach, Minnesota, 1988
15.	352	Timm Rosenbach, Tennessee, 1988
16.	322	Timm Rosenbach, Stanford, 1988
17.	306	Timm Rosenbach, Houston, 1988
18.	317	Brad Gossen, Brigham Young, 1989
19.	341	Aaron Garcia, Stanford, 1989
20.	334	Brad Gossen, Arizona State, 1989
21.	328	Brad Gossen, Brigham Young, 1990
22.	385	Drew Bledsoe, Arizona, 1990
23.	413	Drew Bledsoe, Montana, 1992
24.	323	Drew Bledsoe, Fresno State, 1992
25.	358	Drew Bledsoe, USC, 1992
26.	476	Drew Bledsoe, Utah, 1992
27.	324	Mike Pattinson, Oregon State, 1993
28.	400	Mike Pattinson, Arizona State, 1993
29.	355	Chad Davis, Arizona State, 1994
30.	355	Ryan Leaf, San Jose State, 1996
31.	348	Ryan Leaf, Arizona, 1996
32.	314	Ryan Leaf, USC, 1996
33.	381	Ryan Leaf, UCLA, 1997
34.	355	Ryan Leaf, USC, 1997
35.	302	Ryan Leaf, Illinois, 1997
36.	332	Ryan Leaf, California, 1997
37.	384	Ryan Leaf, Arizona, 1997
38.	447	Ryan Leaf, Arizona State, 1997
39.	305	Ryan Leaf, SW Louisiana, 1997
40.	358	Ryan Leaf, Washington, 1997
41.	331	Ryan Leaf, Michigan, 1997
42.	348	Jason Gesser, Arizona, 2000
43.	321	Jason Gesser, Arizona State, 2000
44.	432	Jason Gesser, California, 2001
45.	374	Jason Gesser, Montana State, 2001
46.	431	Jason Gesser, California, 2002
47.	315	Jason Gesser, USC, 2002
48.	310	Matt Kegel, Colorado, 2003
49.	346	Matt Kegel, New Mexico, 2003
50.	315	Matt Kegel, Arizona, 2003
51.	331	Matt Kegel, Stanford, 2003
52.	305	Matt Kegel, Oregon State, 2003
53.	531	Alex Brink, Oregon State, 2005
54.	423	Alex Brink, California, 2005
55.	405	Alex Brink, UCLA, 2006
56.	328	Alex Brink, Washington, 2006
57.	469	Alex Brink, San Diego State, 2007
58.	307	Alex Brink, Idaho, 2007
59.	347	Alex Brink, Arizona, 2007
60.	369	Alex Brink, Arizona State, 2007
61.	306	Alex Brink, California, 2007
62.	449	Alex Brink, Stanford, 2007
63.	314	Alex Brink, Oregon State, 2007
64.	399	Alex Brink, Washington, 2007
65.	354	Jeff Tuel, California, 2009
66.	311	Jeff Tuel, UCLA, 2010
67.	361	Marshall Lobbestael, UNLV, 2011
68.	368	Marshall Lobbestael, San Diego State, 2011
69.	376	Marshall Lobbestael, Colorado, 2011
70.	337	Marshall Lobbestael, Oregon, 2011
71.	494	Connor Halliday, Arizona State, 2011
72.	344	Marshall Lobbestael, Washington, 2011

SUPERLATIVES

TOTAL 400+ GAMES

13 (Seven Quarterbacks)

MOST 400+ GAMES

1.	5	Alex Brink
2.	2	Drew Bledsoe
	2	Jason Gesser
4.	1	Ryan Leaf
	1	Mike Pattinson
	1	Mark Rypien
	1	Connor Halliday

TOTAL 300+ GAMES

72 (19 Quarterbacks)

MOST 300+ GAMES

1.	12	Alex Brink
	12	Ryan Leaf
3.	6	Jason Gesser
	6	Timm Rosenbach
5.	5	Drew Bledsoe
	5	Matt Kegel
	5	Jack Thompson
	5	Marshall Lobbestael
9.	3	Brad Gossen
10.	2	Mike Pattinson
	2	Mark Rypien
	2	Jeff Tuel

TOTAL 200+ GAMES

241 (34 Quarterbacks)

MOST 200+ GAMES

1.	31	Alex Brink
2.	27	Jason Gesser
3.	23	Ryan Leaf
4.	22	Drew Bledsoe
	22	Jack Thompson
6.	16	Timm Rosenbach
7.	11	Mark Rypien
8.	10	Matt Kegel
	10	Jeff Tuel
10.	8	Chad Davis

300 YARDS PASSING IN A HALF (Since 1983)

Alex Brink	304 (1st)
	San Diego State (Seattle)
	Sept. 8, 2007
Ryan Leaf	305 (1st)
	Southwestern La. (Pullman)
	Nov. 8, 1997
Ryan Leaf	371 (2nd)
	Arizona State (Tempe)
	Nov. 1, 1997
Ryan Leaf	303 (1st)
	San Jose State (Pullman)
	Sept. 28, 1996
Mike Pattinson	302 (1st)
	Arizona State (Pullman)
	Nov. 7, 1993
Drew Bledsoe	300 (1st)
	Utah (Copper Bowl)
	Dec. 29, 1992



Rushing

RUSHING ATTEMPTS

1. 42 Jerome Harrison, UCLA, 2004
2. 41 Steve Broussard, Oregon, 1989
3. 39 Rueben Mayes, Oregon, 1984
4. 38 Jerome Harrison, Arizona St, 2005
5. 37 Michael Black, Washington, 1997
- 37 Kevin Brown, Stanford, 1998
- 37 Dwight Tardy, UCLA, 2007
8. 36 Ken Grandberry, Stanford, 1972
- 36 Jonathan Smith, UCLA, 2003
- 36 Jerome Harrison, Washington, 2005

Freshman Record (Since 1972)

26; Deon Burnett, Hawaii, 1999

Sophomore Record

37; Kevin Brown, Stanford, 1998
37; Dwight Tardy, UCLA, 2007

Junior Record

42; Jerome Harrison, UCLA, 2004

Senior Record

41; Steve Broussard, Oregon, 1989

NET RUSHING YARDS

1. 357 Rueben Mayes, Oregon, 1984
2. 261 Bernard Jackson, Oregon, 1971
3. 260 Jerome Harrison, UCLA, 2005
4. 247 Jerome Harrison, UCLA, 2004
5. 240 Jerome Harrison, Arizona St, 2005
6. 218 Tali Ena, Oregon State, 1979
- 218 Jerome Harrison, Stanford, 2005
8. 216 Rueben Mayes, Stanford, 1984
9. 214 Michael Black, California, 1996
- 214 Dwight Tardy, UCLA, 2007**

Freshman Record (Since 1972)

145; Dwight Tardy, Oregon, 2006

Sophomore Record

214; Dwight Tardy, UCLA, 2007

Junior Record

357; Rueben Mayes, Oregon, 1984

Senior Record

261; Bernard Jackson

TOUCHDOWNS

1. 5 James Matthews, Idaho, 1982
2. 4 Rueben Mayes, Stanford, 1984
- 4 Rueben Mayes, Montana State, 1985
- 4 Shaumbe Wright-Fair, Temple, 1992
- 4 Deon Burnett, La.-Lafayette, 1999
- 4 Dave Minnich, Arizona, 2001
- 4 John Tippins, Montana State, 2001
8. 3 23Times
- Most Recent:
Jerome Harrison, Oregon State, 2005

Freshman Record (Since 1972)

4; Deon Burnett, Louisiana-Lafayette, 1999

Sophomore Record

3; Jerry Williams, Idaho, 1946
3; Wayne Fackrell, Utah State, 1950
3; Wayne Berry, Oregon, 1951
3; Tim Harris, Arizona, 1980

Junior Record

4; Rueben Mayes, Stanford, 1984
4; John Tippins, Montana State, 2001

Senior Record

5; James Matthews, Idaho, 1982

MOST 3+ TOUCHDOWN GAMES: 30

MOST 3+ TOUCHDOWN GAMES (Since 1982):

- Harrison 3
 - Wright-Fair 3
 - Broussard 2
 - Mayes 2
 - Minnich 2
 - Burnett 1
 - Matthews 1
 - Smith 1
 - Tippins 1.
- (NOTE: 13 Players rushed for 3 touchdowns prior to 1982)

AVERAGE/ATTEMPT (Min. 8)

1. 14.0 10/140 Don Paul, Oregon, 1948
2. 13.1 9/118 Chris Bruhn, Idaho, 2003
3. 12.4 12/261 Bernard Jackson, Oregon, 1971
4. 12.3 9/111 Louis Blakeley, Idaho, 1961
5. 12.0 11/132 Clancy Williams, SJSU, 1964
6. 11.8 8/94 Talmadge Washington, Texas, 1954
7. 10.2 9/92 Steve Hamilton, Idaho, 1972
8. 10.1 12/121 Jonathan Smith, Idaho, 2002
9. 10.0 19/190 Steve Broussard, California, 1988
- 10.0 9/90 Frank Madu, Nebraska, 1995

Freshman Record (Since 1972)

No Cougar freshman has averaged 10 yards on eight or more carries.

Sophomore Record

No Cougar sophomore has averaged 10 yards on eight or more carries.

Junior Record

14.0; Don Paul, Oregon, 1948 (10/140)

Senior Record

12.4; Bernard Jackson, Oregon, 1971 (21/261)

RUSHES OF 75+ YARDS

1. 87 Chuck Morrell, Pacific, 1958
- 87 Frank Madu, Nebraska, 1995
3. 85 Frank Madu, Montana State, 1993
- 85 Albert Kennedy, Arizona, 1994
5. 84 Byron Bailey, UCLA, 1949
6. 83 Harold Haddock, SJSU, 1960
- 83 Glen Shaw, Idaho, 1966
- 83 Porter Lainhart, Hawaii, 1992
9. 81 Bob Kennedy, Montana, 1942
10. 80 Richard Hanley, Montana, 1919
- 80 Tali Ena, Oregon, 1979
- 80 Jermaine Green, UCLA, 2002
- 80 Jerome Harrison, Idaho, 2005
- 80 Chris Ivory, Idaho, 2006
15. 79 DeJuan Gilmore, Boise State, 1998
16. 78 Ed Goddard, Idaho, 1936
- 78 Bernard Jackson, Arizona, 1971
18. 77 Rick Chase, Oregon, 1984
19. 75 Oscar Jones, College of Idaho, 1928
- 75 Keith Simon, Willamette, 1935
- 75 Clancy Williams, Arizona, 1963
- 75 Dennis Cadigan, Oregon, 1964
- 75 Ray Williams, California, 1978
- 75 Ray Williams, Arizona State, 1979
- 75 Jermaine Green, USC, 2002

SUPERLATIVES

100-YD GAMES BY QUARTERBACKS

1. 171 Bob Kennedy, Montana, 1942
2. 135 Chuck Peck, California, 1974
3. 134 Samoa Samoa, Stanford, 1980
4. 122 Bob Kennedy, Idaho, 1942
5. 109 Bob Kennedy, Stanford, 1942
6. 106 Ty Paine, Utah, 1971
7. 105 Timm Rosenbach, Oregon, 1987

GAMES WITH MULTIPLE 100-YD RUSHERS

- 1961 Idaho
- 128 - George Reed
- 111 - Louis Blakeley
- 1964 Pacific
- 129 - Larry Eilmes
- 115 - Clancy Williams
- 1970 Kansas
- 155 - Bernard Jackson
- 124 - Bob Ewen
- 1971 Utah
- 130 - Bernard Jackson
- 106 - Ty Paine
- 1971 Oregon
- 261 - Bernard Jackson
- 119 - Ken Grandberry
- 1972 UCLA
- 122 - Steve Hamilton
- 116 - Ken Grandberry
- 1974 California
- 194 - Ron Cheatham
- 135 - Chuck Peck
- 1982 Washington
- 124 - Tim Harris
- 112 - James Matthews
- 1983 UNLV
- 136 - Kerry Porter
- 109 - Rueben Mayes
- 1985 Montana State
- 157 - Rueben Mayes
- 115 - Junior Tautalatasi
- 1988 Illinois
- 173 - Steve Broussard
- 116 - Rich Swinton
- 1988 Oregon State
- 134 - Steve Broussard
- 108 - Rich Swinton
- 1993 Montana State
- 124 - Delton Johnson
- 111 - Frank Madu
- 2003 Idaho
- 160 - Jonathan Smith
- 118 - Chris Bruhn
- 2005 Nevada
- 133 - DeMaundray Woolridge
- 121 - Jerome Harrison
- 2005 Grambling State
- 113 - Jerome Harrison
- 105 - DeMaundray Woolridge

100-YARD RUSHERS IN COUGAR DEBUT

- 1969 107; Chuck Hawthorne, Illinois
- 1970 155; Bernard Jackson, Kansas
- 1998 111; Kevin Brown, Illinois
- 2003 118; Chris Bruhn, Idaho

CONSECUTIVE 100-YARD RUSHING GAMES

1. 13 Jerome Harrison (2004-05)
2. 6 Kerry Porter (1983)
- 6 Rueben Mayes (1984)
- 6 Steve Broussard (1988)
5. 4 Shaumbe Wright-Fair (1991)
- 4 Shaumbe Wright Fair (1992)
7. 3 Ken Grandberry (1972)
- 3 Tim Harris (1981)
- 3 Michael Black (1996)
- 3 Michael Black (1997)



100-Yard Rushing Games

CHRONOLOGICAL

YR	YDS	PLAYER	OPP	CLASS
1942	109	Bob Kennedy	Stanford	SR
1942	126	Jay Stoves	Oregon	SR
1942	171	Bob Kennedy	Montana	SR
1942	122	Bob Kennedy	Idaho	SR
1948	140	Don Paul	Oregon	JR
1950	156	Dick Bower	Oregon State	JR
1951	132	Bud Roffler	Washington	SR
1951	182	Wayne Berry	Oregon	SO
1952	176	Charles Beckel	Washington	SO
1953	121	V. Hitchcock	Oregon	SO
1953	110	T. Washington	Idaho	JR
1954	115	T. Washington	Oregon State	SR
1954	111	Jim Hagerty	Washington	JR
1958	114	Chuck Morrell	Pacific	SR
1959	153	Keith Lincoln	Houston	JR
1960	128	Keith Lincoln	California	SR
1961	128	George Reed	Idaho	JR
1961	111	Louis Blakeley	Idaho	SR
1961	108	George Reed	Oregon	JR
1963	130	Clancy Williams	Texas Tech	JR
1963	148	Clancy Williams	Arizona	JR
1964	115	Clancy Williams	Pacific	SR
1964	129	Larry Eilmes	Pacific	JR
1964	132	Clancy Williams	San Jose State	SR
1964	172	Clancy Williams	Oregon State	SR
1965	194	Larry Eilmes	Villanova	SR
1965	129	Larry Eilmes	Arizona	SR
1965	102	A. McWashington	Oregon	SO
1967	101	Mark Williams	Baylor	JR
1967	126	Dennis Cadigan	Idaho	SR
1969	107	Chuck Hawthorne	Illinois	SO
1969	137	Dick Smith	Washington	SR
1970	155	Bernard Jackson	Kansas	JR
1970	124	Bob Ewen	Kansas	SR
1970	104	Bob Ewen	Idaho	SR
1971	167	Bernard Jackson	Arizona	SR
1971	122	Ken Grandberry	Minnesota	SO
1971	106	Ty Paine	Utah	JR
1971	130	Bernard Jackson	Utah	SR
1971	149	Bernard Jackson	UCLA	SR
1971	141	Bernard Jackson	Stanford	SR
1971	261	Bernard Jackson	Oregon	SR
1971	119	Ken Grandberry	Oregon	SO
1971	101	Ken Grandberry	USC	SO
1972	116	Ken Grandberry	Kansas	JR
1972	126	Ken Grandberry	Utah	JR
1972	164	Steve Hamilton	Oregon	SR
1972	116	Ken Grandberry	Oregon State	JR
1972	116	Ken Grandberry	UCLA	JR
1972	122	Steve Hamilton	UCLA	SR
1972	149	Ken Grandberry	Stanford	JR
1973	102	Ken Grandberry	Oregon	SR
1973	155	Andrew Jones	California	JR
1973	149	Andrew Jones	Oregon State	JR
1973	139	Andrew Jones	Washington	JR
1973	137	Andrew Jones	Oregon	JR
1973	124	Andrew Jones	UCLA	JR
1974	135	Chuck Peck	California	SR
1974	194	Ron Cheatham	California	SR
1974	129	Andrew Jones	Illinois	SR
1974	142	Ron Cheatham	Washington	SR
1975	120	Vern Chamberlain	Illinois	SR
1975	125	Dan Doornink	Utah	SO
1975	135	Vaughn Williams	Washington	SR
1977	118	Dan Doornink	Kansas	JR
1977	104	Dan Doornink	Washington	JR
1978	114	Tali Ena	UCLA	JR
1979	106	Tali Ena	Ohio State	SR
1979	100	Tali Ena	USC	SR
1979	218	Tali Ena	Oregon State	SR
1980	104	Tim Harris	Arizona State	SO
1980	134	Samoa Samoa	Stanford	SR
1980	114	Tim Harris	Oregon State	SO
1980	107	Tim Harris	Washington	SO
1981	103	Tim Harris	Pacific	JR
1981	133	Tim Harris	Oregon State	JR
1981	141	Tim Harris	UCLA	JR
1981	103	Tim Harris	Washington	JR
1982	172	James Matthews	Idaho	SR
1982	156	Tim Harris	Stanford	SR
1982	124	Tim Harris	Washington	SR
1982	112	James Matthews	Washington	SR
1983	136	Kerry Porter	UNLV	SO

1983	109	Rueben Mayes	UNLV	SO
1983	135	Kerry Porter	UCLA	SO
1983	132	Kerry Porter	Arizona State	SO
1983	106	Kerry Porter	Oregon	SO
1983	131	Kerry Porter	Oregon State	SO
1983	127	Kerry Porter	California	SO
1983	169	Kerry Porter	Washington	SO
1984	201	Rueben Mayes	Ball State	JR
1984	156	Rueben Mayes	UCLA	JR
1984	216	Rueben Mayes	Stanford	JR
1984	357	Rueben Mayes	Oregon	JR
1984	141	Rueben Mayes	Oregon State	JR
1984	113	Rueben Mayes	California	JR
1984	165	Rueben Mayes	Washington	JR
1985	101	Kerry Porter	California	JR
1985	131	Rueben Mayes	Arizona	SR
1985	158	Rueben Mayes	Arizona State	SR
1985	177	Rueben Mayes	USC	SR
1985	157	Rueben Mayes	Montana State	SR
1985	115	JR Tautalatasi	Montana State	SR
1985	167	Rueben Mayes	Washington	SR
1986	131	Kerry Porter	Arizona State	SR
1986	164	Kerry Porter	USC	SR
1987	131	Richard Calvin	Fresno State	SR
1987	111	Richard Calvin	Stanford	SR
1987	127	Richard Calvin	Arizona	SR
1987	105	Timm Rosenbach	Oregon	SO
1987	160	Richard Calvin	Washington	SR
1988	173	Steve Broussard	Illinois	JR
1988	116	Rich Swinton	Illinois	SO
1988	150	Steve Broussard	Minnesota	JR
1988	125	Steve Broussard	Oregon	JR
1988	133	Steve Broussard	Tennessee	JR
1988	190	Steve Broussard	California	JR
1988	125	Steve Broussard	Arizona	JR
1988	193	Rich Swinton	Arizona State	SO
1988	117	Rich Swinton	UCLA	SO
1988	122	Rich Swinton	Stanford	SO
1988	108	Rich Swinton	Oregon State	SO
1988	134	Steve Broussard	Oregon State	JR
1988	155	Rich Swinton	Washington	SO
1988	139	Steve Broussard	Houston	JR
1989	115	Steve Broussard	Idaho	SR
1989	147	Steve Broussard	Oregon State	SR
1989	128	Paul Carr	Wyoming	SO
1989	205	Steve Broussard	Oregon	SR
1989	153	Steve Broussard	Stanford	SR
1989	187	Steve Broussard	California	SR
1989	153	Steve Broussard	Washington	SR
1990	125	S. Wright-Fair	BYU	SO
1990	134	S. Wright-Fair	California	SO
1991	168	S. Wright-Fair	Fresno State	JR
1991	106	S. Wright-Fair	Ohio State	JR
1991	107	S. Wright-Fair	UNLV	JR
1991	109	S. Wright-Fair	Oregon State	JR
1991	124	S. Wright-Fair	Arizona State	JR
1992	111	S. Wright-Fair	Montana	SR
1992	112	S. Wright-Fair	Arizona	SR
1992	163	S. Wright-Fair	Fresno State	SR
1992	114	S. Wright-Fair	Temple	SR
1992	108	S. Wright-Fair	UCLA	SR
1992	103	S. Wright-Fair	USC	SR
1992	194	S. Wright-Fair	Washington	SR
1992	124	S. Wright-Fair	Utah	SR
1993	124	Delton Johnson	Montana State	SR
1993	111	Frank Madu	Montana State	SO
1993	100	Will Haskell	Oregon State	FR
1993	135	Kevin Hicks	California	JR
1994	133	Frank Madu	Tennessee	JR
1995	116	Frank Madu	Montana	JR
1995	110	Frank Madu	UCLA	JR
1995	106	Frank Madu	Oregon	JR
1995	143	Frank Madu	Arizona	JR
1996	134	Michael Black	Temple	JR
1996	161	Michael Black	Oregon	JR
1996	109	Michael Black	San Jose State	JR
1996	214	Michael Black	California	JR
1997	102	Michael Black	UCLA	JR
1997	112	Michael Black	Illinois	JR
1997	141	Michael Black	Boise State	JR
1997	114	Michael Black	Oregon	JR
1997	116	Michael Black	Arizona	JR
1997	173	Michael Black	Stanford	JR
1997	170	Michael Black	Washington	JR
1998	111	Kevin Brown	Illinois	SO

1998	123	DeJuan Gilmore	Boise State	SR
1998	109	Kevin Brown	UCLA	SO
1998	100	Kevin Brown	Oregon	SO
1998	153	Kevin Brown	Arizona State	SO
1998	126	Kevin Brown	Arizona	SO
1998	202	Kevin Brown	Stanford	SO
1999	104	Deon Burnett	California	FR
1999	110	Deon Burnett	La.-Lafayette	FR
1999	136	Deon Burnett	Arizona State	FR
1999	112	Deon Burnett	Oregon State	FR
1999	103	Adam Hawkins	Hawaii	JR
2000	118	Dave Minnich	Utah	JR
2000	101	Dave Minnich	Arizona	JR
2000	108	Dave Minnich	Oregon	JR
2000	113	Dave Minnich	Washington	JR
2001	127	Dave Minnich	Idaho	SR
2001	121	Dave Minnich	Arizona	SR
2001	195	Dave Minnich	Oregon State	SR
2001	100	John Tippins	Montana State	JR
2002	123	Jermaine Green	Montana State	JR
2002	121	Jonathan Smith	Idaho	JR
2002	119	Jermaine Green	Arizona	JR
2002	180	Jermaine Green	Oregon	JR
2002	112	Jermaine Green	UCLA	JR
2003	160	Jonathan Smith	Idaho	SR
2003	118	Chris Bruhn	Idaho	JR
2003	130	Jonathan Smith	UCLA	SR
2003	128	Jonathan Smith	Washington	SR
2003	110	Jonathan Smith	Texas	SR
2004	129	Chris Bruhn	Idaho	SR
2004	117	Jerome Harrison	Oregon	JR
2004	247	Jerome Harrison	UCLA	JR
2004	118	Jerome Harrison	Arizona State	JR
2004	150	Jerome Harrison	Washington	JR
2005	165	Jerome Harrison	Idaho	SR
2005	121	Jerome Harrison	Nevada	SR
2005	133	D. Woolridge	Nevada	FR
2005	113	Jerome Harrison	Grambling St.	SR
2005	105	D. Woolridge	Grambling St.	FR
2005	124	Jerome Harrison	Oregon State	SR
2005	218	Jerome Harrison	Stanford	SR
2005	260	Jerome Harrison	UCLA	SR
2005	162	Jerome Harrison	California	SR
2005	147	Jerome Harrison	USC	SR
2005	240	Jerome Harrison	Arizona State	SR
2005	143	Jerome Harrison	Oregon	SR
2005	207	Jerome Harrison	Washington	SR
2006	145	Dwight Tardy	Oregon	FR
2006	105	Dwight Tardy	Washington	FR
2007	108	Dwight Tardy	Idaho	SO
2007	214	Dwight Tardy	UCLA	SO
2007	104	Christopher Ivory	Stanford	SO
2007	114	Christopher Ivory	Washington	SO
2009	118	J. Montgomery	Hawaii	JR
2010	116	J. Montgomery	Montana State	SR



150-Yard Rushing Games

150-YARD RUSHING GAMES (BY RANK, SINCE 1942)

1. 357 Rueben Mayes, Oregon, 1984
2. 261 Bernard Jackson, Oregon, 1971
3. 260 Jerome Harrison, UCLA, 2005
4. 247 Jerome Harrison, UCLA, 2004
5. 240 Jerome Harrison, Arizona State, 2005
6. 218 Tali Ena, Oregon State, 1979
7. 218 Jerome Harrison, Stanford, 2005
8. 216 Rueben Mayes, Stanford, 1984
9. 214 Michael Black, California, 1996
10. 214 Dwight Tardy, UCLA, 2007
11. 207 Jerome Harrison, Washington, 2005
12. 205 Steve Broussard, Oregon, 1989
13. 202 Kevin Brown, Stanford, 1998
14. 201 Rueben Mayes, Ball State, 1984
15. 195 Dave Minnich, Oregon State, 2001
16. 194 Larry Eilmes, Villanova, 1965
17. 194 Ron Cheatham, California, 1974
18. 194 Shaumbe Wright-Fair, Washington, 1992
19. 193 Rich Swinton, Arizona State, 1988
20. 190 Steve Broussard, California, 1988
21. 187 Steve Broussard, California, 1989
22. 182 Wayne Berry, Oregon, 1951
23. 180 Jermaine Green, Oregon, 2002
24. 177 Rueben Mayes, USC, 1985
25. 176 Charles Beckel, Washington, 1952
26. 173 Steve Broussard, Illinois, 1988
27. 173 Michael Black, Stanford, 1997
28. 172 Clancy Williams, Oregon State, 1964
29. 172 James Matthews, Idaho, 1982
30. 171 Bob Kennedy, Montana, 1942
31. 170 Michael Black, Washington, 1997
32. 169 Kerry Porter, Washington, 1983
33. 168 Shaumbe Wright-Fair, Fresno State, 1991
34. 167 Bernard Jackson, Arizona, 1971
35. 167 Rueben Mayes, Washington, 1985
36. 165 Rueben Mayes, Washington, 1984
37. 165 Jerome Harrison, Idaho, 2005
38. 164 Steve Hamilton, Oregon, 1972
39. 164 Kerry Porter, USC, 1986
40. 163 Shaumbe Wright-Fair, Fresno State, 1992
41. 162 Jerome Harrison, California, 2005
42. 161 Michael Black, Oregon, 1996
43. 160 Richard Calvin, Washington, 1987
44. 160 Jonathan Smith, Idaho, 2003
45. 158 Rueben Mayes, Arizona State, 1985
46. 157 Rueben Mayes, Montana State, 1985
47. 156 Dick Bower, Oregon State, 1950
48. 156 Tim Harris, Stanford, 1982
49. 156 Rueben Mayes, UCLA, 1984
50. 155 Bernard Jackson, Kansas, 1970
51. 155 Andrew Jones, California, 1973
52. 155 Rich Swinton, Washington, 1988
53. 153 Keith Lincoln, Houston, 1959
54. 153 Steve Broussard, Stanford, 1989
55. 153 Steve Broussard, Washington, 1989
56. 153 Kevin Brown, Arizona State, 1998
57. 150 Steve Broussard, Illinois, 1988
58. 150 Jerome Harrison, Washington, 2004

150-YARD RUSHING GAMES (CHRONOLOGICAL, SINCE 1942)

1. 171 Bob Kennedy, Montana, 1942
2. 156 Dick Bower, Oregon State, 1950
3. 182 Wayne Berry, Oregon, 1951
4. 176 Charles Beckel, Washington, 1952
5. 153 Keith Lincoln, Houston, 1959
6. 172 Clancy Williams, Oregon State, 1964
7. 194 Larry Eilmes, Villanova, 1965
8. 155 Bernard Jackson, Kansas, 1970
9. 167 Bernard Jackson, Arizona, 1971
10. 261 Bernard Jackson, Oregon, 1971
11. 164 Steve Hamilton, Oregon, 1972
12. 155 Andrew Jones, California, 1973
13. 194 Ron Cheatham, California, 1974
14. 218 Tali Ena, Oregon State, 1979
15. 172 James Matthews, Idaho, 1982
16. 156 Tim Harris, Stanford, 1982
17. 169 Kerry Porter, Washington, 1983
18. 201 Rueben Mayes, Ball State, 1984
19. 156 Rueben Mayes, UCLA, 1984
20. 216 Rueben Mayes, Stanford, 1984
21. 357 Rueben Mayes, Oregon, 1984
22. 165 Rueben Mayes, Washington, 1984
23. 158 Rueben Mayes, Arizona State, 1985
24. 177 Rueben Mayes, USC, 1985
25. 157 Rueben Mayes, Montana State, 1985
26. 167 Rueben Mayes, Washington, 1985
27. 164 Kerry Porter, USC, 1986
28. 160 Richard Calvin, Washington, 1987
29. 173 Steve Broussard, Illinois, 1988
30. 150 Steve Broussard, Illinois, 1988
31. 190 Steve Broussard, California, 1988
32. 193 Rich Swinton, Arizona State, 1988
33. 155 Rich Swinton, Washington, 1988
34. 205 Steve Broussard, Oregon, 1989
35. 153 Steve Broussard, Stanford, 1989
36. 187 Steve Broussard, California, 1989
37. 153 Steve Broussard, Washington, 1989
38. 168 Shaumbe Wright-Fair, Fresno State, 1991
39. 163 Shaumbe Wright-Fair, Fresno State, 1992
40. 194 Shaumbe Wright-Fair, Washington, 1992
41. 161 Michael Black, Oregon, 1996
42. 214 Michael Black, California, 1996
43. 173 Michael Black, Stanford, 1997
44. 170 Michael Black, Washington, 1997
45. 153 Kevin Brown, Arizona State, 1998
46. 202 Kevin Brown, Stanford, 1998
47. 195 Dave Minnich, Oregon State, 2001
48. 180 Jermaine Green, Oregon, 2002
49. 160 Jonathan Smith, Idaho, 2003
50. 247 Jerome Harrison, UCLA, 2004
51. 150 Jerome Harrison, Washington, 2004
52. 165 Jerome Harrison, Idaho, 2005
53. 218 Jerome Harrison, Stanford, 2005
54. 260 Jerome Harrison, UCLA, 2005
55. 162 Jerome Harrison, California, 2005
56. 240 Jerome Harrison, Arizona State, 2005
57. 207 Jerome Harrison, Washington, 2005
58. 214 Dwight Tardy, UCLA, 2007

SUPERLATIVES

TOTAL 200+ GAMES

14 by Eight Players

MOST 200+ GAMES (Eight Players)

1. 5 Jerome Harrison
2. 3 Rueben Mayes
3. 1 Michael Black
- 1 Steve Broussard
- 1 Kevin Brown
- 1 Tali Ena
- 1 Bernard Jackson
- 1 Dwight Tardy

TOTAL 170+ GAMES

31 by 19 Players

MOST 170+ GAMES (19 Players)

1. 5 Jerome Harrison
 2. 4 Rueben Mayes
 - 4 Steve Broussard
 4. 3 Michael Black
 5. 1 15 Players
- Last: Dwight Tardy, UCLA, 2007 (214)

TOTAL 100+ GAMES

192 by 58 players

MOST 100+ GAMES

1. 15 Jerome Harrison
- 15 Shaumbe Wright-Fair
3. 14 Steve Broussard
4. 13 Rueben Mayes
5. 11 Michael Black
6. 10 Kerry Porter
7. 9 Ken Grandberry
- 9 Tim Harris
9. 6 Bernard Jackson
- 6 Andrew Jones
- 6 Frank Madu
- 6 Rich Swinton



Receiving

RECEPTIONS (10+)

- 12 Doug Flansburg, Houston, 1966
- 11 Hugh Campbell, Arizona State, 1960
- 11 Leaford Hackett, Oregon, 1998
- 11 Michael Bumpus, USC, 2006
- 11 Brandon Gibson, Arizona, 2007
- 11 Marquess Wilson, Oregon, 2011**
- 10 21 Times Most Recent:
Marquess Wilson, UCLA, 2011

Freshman Record (Since 1972)

10; Phillip Bobo, Arizona State, 1990

Sophomore Record

11; Hugh Campbell, Arizona State, 1960
11; Marquess Wilson, Oregon, 2011

Junior Record

12; Doug Flansburg, Houston, 1966

Senior Record

10; 10 Times
(Last: Brandon Gibson, Oregon, 2008)

TOTAL 10+ GAMES: 26

MOST 10+ GAMES: Campbell 3, Barker 2, Bumpus 2, Collins 2, Flansburg 2, Gibson 2, Hackett 2, **Wilson 2**, Bobo 1, Broussard 1, Carolan 1, Hill 1, Kloke 1, Lunde 1, McElrath 1, Pointer 1, Souza 1. [17 players]

RECEIVING YARDS

- 255 Deron Pointer, ASU, 1993
- 254 Nian Taylor, Idaho, 1998
- 252 Gail Cogdill, Northwestern, 1958
- 240 Jason Hill, California, 2005
- 236 Marquess Wilson, San Diego State, 2011**
- 223 Marquess Wilson, Arizona State, 2011**
- 215 Ed Barker, Oregon State, 1951
- 212 Phillip Bobo, Utah, Copper Bowl, 1992
- 210 Nakoa McElrath, Boise State, 2001
- 206 Jason Hill, Colorado, 2004

Freshman Record (Since 1972)

150, Marquess Wilson, Stanford, 2010

Sophomore Record

236; Marquess Wilson, San Diego State, 2011

Junior Record

252; Gail Cogdill, Northwestern, 1958

Senior Record

255; Deron Pointer, Arizona State, 1993

RECEIVING TOUCHDOWNS

- 3 Jack Fanning, Nebraska, 1957
- 3 Hugh Campbell, Arizona State, 1960
- 3 Mike Levenseller, Washington, 1976
- 3 Phillip Bobo, Arizona State, 1990
- 3 Deron Pointer, Arizona State, 1993
- 3 Nian Taylor, Idaho, 1998
- 3 Nakoa McElrath, Arizona, 2000
- 3 Deron Pointer, Boise State, 2001
- 3 Jason Hill, Idaho, 2004
- 3 Jason Hill, California, 2005
- 3 Chris Jordan, Idaho, 2006
- 3 Marquess Wilson, Arizona State, 2011**

Freshman Record (Since 1972)

3; Phillip Bobo, Arizona State, 1990

Sophomore Record

3; Hugh Campbell, Arizona State, 1960
3; Jason Hill, Idaho, 2004
3; Marquess Wilson, Arizona State, 2011

Junior Record

3; Four Times (Last: Jason Hill, California, 2005)

Senior Record

3; Four Times (Last: Chris Jordan, Idaho, 2005)

TOTAL 3+ TOUCHDOWN GAMES: 12

MOST 3+ TOUCHDOWN GAMES: Hill 2, McElrath 2, Bobo 1, Campbell 1, Fanning 1, Jordan 1, Levenseller 1, Pointer 1, Taylor 1, **Wilson 1**. [10 players]

RECEPTIONS OF 80+ YARDS

- 99 Johnny Forzani from Jeff Tuel, Arizona State, 2009**
- 97 Nian Taylor from Steve Birnbaum, Idaho, 1998
- 91 Brandon Gibson from Alex Brink, Arizona, 2006
- 88 Marcus Williams from Matt Kegel, USC, 2000
- 87 Jack Fanning from Bob Newman, Stanford, 1957
- 87 Phillip Bobo from Drew Bledsoe, Utah, 1992
- 85 Albert Kennedy from Chad Davis, Arizona, 1994
- 85 Marquess Wilson from Connor Halliday, Arizona State, 2011**
- 84 Harlan Svare from Bob Burkhart, Idaho, 1952
- 84 Jim Hagerty from Wayne Berry, Iowa, 1953
- 84 Devard Darling from Matt Kegel, Arizona, 2003
- 82 Marquess Wilson from Jeff Tuel, Arizona, 2010**
- 82 Rueben Mayes from Mark Rypien, Oregon, 1985
- 81 Tim Stallworth from Timm Rosenbach, Tennessee, 1988
- 80 Gail Cogdill from David Wilson, Northwestern, 1958
- 80 Larry Thatcher from Jerry Henderson, UCLA, 1967
- 80 Ray Williams from Jack Thompson, Arizona State, 1978
- 80 Kitrick Taylor from Ed Blount, Oregon State, 1986
- 80 Kevin McKenzie from Ryan Leaf, Illinois, 1997
- 80 Jason Hill from Alex Brink, California, 2005
- 80 Marquess Wilson from Marshall Lobbestael, San Diego State, 2011**

SUPERLATIVES

RECEPTIONS BY A RUNNING BACK

10; Steve Broussard, Stanford, 1987

RECEPTIONS BY A TIGHT END

10; Ron Souza, Oregon, 1968
10; Brett Carolan, Montana, 1992
10; Jed Collins, Arizona, 2007
10; Jed Collins, Stanford, 2007

RECEIVING YARDS BY A RUNNING BACK

131; Ray Williams, Arizona State, 1978
131; Rueben Mayes, Oregon, 1985

RECEIVING YARDS BY A TIGHT END

127; Carl Barschig, Washington, 1974
127; Brett Carolan, Washington, 1993



100-Yard Receiving Games

CHRONOLOGICAL

YEAR	YDS	PLAYER	OPPONENT	CL	YEAR	YDS	PLAYER	OPPONENT	CL	YEAR	YDS	PLAYER	OPPONENT	CL
1951	130	Ed Barker	Washington	JR	1991	118	C.J. Davis	Oregon	JR	2007	118	Michael Bumpus	San Diego St.	SR
1951	161	Ed Barker	Stanford	JR	1991	101	Phillip Bobo	Ohio State	SO	2007	100	Charles Dillon	San Diego St.	SR
1951	215	Ed Barker	OSU	JR	1991	155	Deron Pointer	USC	SO	2007	116	Brandon Gibson	San Diego St.	JR
1952	102	Ed Barker	OSU	SR	1991	151	Phillip Bobo	Washington	SO	2007	118	Michael Bumpus	Idaho	SR
1952	198	Harlan Svare	Idaho	SR	1992	125	C.J. Davis	Fresno State	SR	2007	127	Brandon Gibson	Arizona	JR
1952	127	Harlan Svare	California	SR	1992	104	C.J. Davis	Temple	SR	2007	127	Jeshua Anderson	Oregon	FR
1952	114	Ed Barker	Washington	SR	1992	137	Phillip Bobo	Temple	JR	2007	136	Brandon Gibson	California	JR
1957	116	Don Ellingsen	California	JR	1992	121	C.J. Davis	Oregon State	SR	2007	123	Jed Collins	Stanford	SR
1958	107	Gail Cogdill	Stanford	JR	1992	134	C.J. Davis	Utah	SR	2007	153	Brandon Gibson	Stanford	JR
1958	252	Gail Cogdill	Northwestern	JR	1992	212	Phillip Bobo	Utah	JR	2007	135	Brandon Gibson	Oregon State	JR
1958	107	Bill Steiger	UCLA	SR	1993	113	Deron Pointer	Oregon State	SR	2007	137	Brandon Gibson	Washington	JR
1960	141	Hugh Campbell	ASU	SO	1993	255	Deron Pointer	Arizona State	SR	2008	128	Brandon Gibson	Baylor	SR
1961	135	Hugh Campbell	Texas	JR	1993	122	Deron Pointer	Oregon	SR	2008	110	D. Frischknecht	Portland State	SR
1961	115	Hugh Campbell	Indiana	JR	1993	127	Brett Carolan	Washington	SR	2008	103	Brandon Gibson	Oregon	SR
1962	110	Hugh Campbell	Wyoming	SR	1994	101	Eric Moore	Arizona State	JR	2009	116	Johnny Forzani	California	SO
1962	120	Hugh Campbell	Indiana	SR	1995	100	Jay Dumas	Nebraska	SO	2010	108	Marquess Wilson	Oklahoma St	FR
1962	128	Hugh Campbell	Oregon	SR	1996	105	Nian Taylor	San Jose State	SR	2010	134	Marquess Wilson	SMU	FR
1962	178	Hugh Campbell	Washington	SR	1996	100	Kevin McKenzie	San Jose State	JR	2010	118	Marquess Wilson	UCLA	FR
1962	106	Gerald Shaw	Washington	SO	1996	113	Kevin McKenzie	USC	JR	2010	106	Jared Karstetter	Oregon	JR
1962	142	Gerald Shaw	Kansas	SO	1996	102	David Knuff	Stanford	SR	2010	131	Marquess Wilson	Arizona	FR
1962	110	Ken Graham	Pacific	JR	1997	200	Nian Taylor	UCLA	JR	2010	150	Marquess Wilson	Stanford	FR
1963	139	Tom Kelley	Oregon	JR	1997	107	Kevin McKenzie	USC	SR	2010	101	Jared Karstetter	Stanford	JR
1967	103	Bob Simpson	Idaho	SR	1997	101	Kevin McKenzie	Boise State	SR	2011	102	Marquess Wilson	UNLV	SO
1967	127	Johnny Davis	Idaho	SO	1997	109	Chris Jackson	Oregon	SR	2011	236	Marquess Wilson	San Diego State	SO
1968	126	Johnny Davis	UCLA	JR	1997	111	Chris Jackson	California	SR	2011	105	Jared Karstetter	Colorado	SR
1968	109	Larry Thatcher	Stanford	SR	1997	157	Kevin McKenzie	Arizona	SR	2011	121	Marquess Wilson	Colorado	SO
1968	110	Ed Armstrong	Oregon	SO	1997	162	S. McWashington	Arizona State	SR	2011	114	Jared Karstetter	Oregon	SR
1969	138	Fred Moore	Pacific	SR	1997	108	Chris Jackson	Stanford	SR	2011	126	Marquess Wilson	Oregon	SO
1969	111	Fred Moore	Washington	SR	1997	185	Chris Jackson	Washington	SR	2011	223	Marquess Wilson	Arizona State	SO
1970	163	Jim Oggs	Idaho	JR	1998	254	Nian Taylor	Idaho	JR	2011	155	Isiah Barton	Arizona State	SR
1970	127	Ed Armstrong	Oregon	SR	1998	139	Leaford Hackett	California	JR	2011	111	Jared Karstetter	Utah	SR
1970	109	Brock Aynsley	ASU	JR	1998	168	Nian Taylor	Arizona State	JR	2011	108	Marquess Wilson	Washington	SO
1970	105	H. Klopfenstein	USC	SR	1998	103	Leaford Hackett	Arizona	JR					
1973	117	Tim Krause	Washington	SR	1998	132	Nian Taylor	Stanford	JR					
1974	127	Carl Barschig	Washington	JR	1998	116	Jason White	Stanford	FR					
1976	111	Mike Levenseller	Kansas	JR	1999	103	Leaford Hackett	Stanford	SR					
1976	118	Mike Levenseller	USC	JR	1999	101	Nian Taylor	La.-Lafayette	SR					
1976	101	Brian Kelly	Stanford	JR	1999	121	Marcus Williams	USC	JR					
1976	105	Mike Levenseller	Oregon	JR	2000	132	Milton Wynn	Utah	JR					
1976	148	Mike Levenseller	OSU	JR	2000	151	Milton Wynn	Idaho	JR					
1976	111	Dan Doornink	California	JR	2000	125	Milton Wynn	California	JR					
1976	139	Mike Levenseller	California	JR	2000	106	Nakoa McElrath	Arizona	JR					
1976	115	Mike Levenseller	Washington	JR	2000	101	Deon Burnett	Arizona	SO					
1977	107	Mike Levenseller	Idaho	SR	2000	138	Marcus Williams	Arizona State	SR					
1977	106	Mike Levenseller	Kansas	SR	2000	143	Milton Wynn	Arizona State	JR					
1977	145	Mike Levenseller	Michigan State	SR	2000	126	Marcus Williams	USC	SR					
1977	102	Brian Kelly	Nebraska	SR	2001	141	Nakoa McElrath	Idaho	SR					
1977	110	Brian Kelly	Stanford	SR	2001	210	Nakoa McElrath	Boise State	SR					
1978	106	Mike Wilson	UNLV	SO	2001	163	Nakoa McElrath	California	SR					
1978	131	Ray Williams	ASU	JR	2001	144	Mike Bush	California	JR					
1979	112	Jim Whatley	Oregon	JR	2001	124	Jerome Riley	California	JR					
1980	138	Jim Whatley	ASU	SR	2001	110	Mike Bush	Arizona	JR					
1980	106	Jeff Keller	California	JR	2001	154	Nakoa McElrath	Montana State	SR					
1981	105	Jeff Poppe	ASU	SR	2001	158	Jerome Riley	Arizona State	JR					
1981	107	Paul Escalera	Oregon	SR	2001	116	Nakoa McElrath	Purdue	SR					
1982	111	Mike Peterson	Arizona	???	2002	117	Jerome Riley	Nevada	SR					
1985	131	Rueben Mayes	Oregon	SR	2002	108	Mike Bush	Idaho	SR					
1985	110	Kitrick Taylor	OSU	JR	2002	139	Jerome Riley	California	SR					
1986	149	Kitrick Taylor	Oregon State	SR	2002	109	Devard Darling	California	SO					
1986	102	Victor Wood	Oregon	SO	2002	125	Mike Bush	California	SR					
1986	102	Kitrick Taylor	Oregon	SR	2002	173	Jerome Riley	Stanford	SR					
1987	102	Tim Stallworth	Fresno State	SO	2002	131	Jerome Riley	Arizona State	SR					
1987	105	Steve Broussard	Stanford	SO	2002	107	Mike Bush	Oregon	SR					
1987	112	Steve Broussard	California	SO	2002	133	Devard Darling	Oregon	SO					
1988	176	Tim Stallworth	Minnesota	JR	2002	139	Jerome Riley	Oklahoma	SR					
1988	104	Tim Stallworth	Oregon	JR	2003	113	Devard Darling	New Mexico	JR					
1988	103	Victor Wood	Tennessee	SR	2003	103	Sammy Moore	Oregon	SR					
1988	103	Victor Wood	California	SR	2003	110	Scott Lunde	Oregon State	SR					
1988	170	Tim Stallworth	UCLA	JR	2003	117	Scott Lunde	USC	SR					
1988	138	Tim Stallworth	Stanford	JR	2003	108	Devard Darling	Arizona State	JR					
1988	120	Tim Stallworth	Houston	JR	2004	206	Jason Hill	Colorado	SO					
1989	154	Tim Stallworth	Idaho	SR	2004	105	Jason Hill	Idaho	SO					
1989	121	Tim Stallworth	BYU	SR	2004	128	Chris Jordan	Oregon	SO					
1989	118	C.J. Davis	Wyoming	SO	2004	115	Jason Hill	Stanford	SO					
1989	122	Tim Stallworth	USC	SR	2004	132	Jason Hill	Arizona State	SO					
1989	157	Calvin Griggs	Stanford	JR	2005	143	Jason Hill	Grambling St.	JR					
1989	145	Ron Young	Arizona State	JR	2005	132	Michael Bumpus	Oregon State	SO					
1989	145	Calvin Griggs	Arizona State	JR	2005	190	Jason Hill	Oregon State	JR					
1990	106	Clarence Williams	TCU	SO	2005	240	Jason Hill	California	JR					
1990	126	Phillip Bobo	USC	FR	2006	112	Michael Bumpus	USC	JR					
1990	109	S. Wright-Fair	Arizona	SO	2006	121	Jason Hill	Oregon State	SR					
1990	100	Phillip Bobo	Arizona State	FR	2006	130	Brandon Gibson	California	SO					
1990	136	Phillip Bobo	Washington	FR	2006	115	Jason Hill	UCLA	SR					
					2006	120	Brandon Gibson	Arizona	SO					
					2006	129	Brandon Gibson	Washington	SO					



150-Yard Receiving Games

150-YARD RECEIVING GAMES (BY RANK)

1.	255	Deron Pointer, Arizona State, 1993
2.	254	Nian Taylor, Idaho, 1998
3.	252	Gail Cogdill, Northwestern, 1958
4.	240	Jason Hill, California, 2005
5.	236	Marquess Wilson, San Diego State, 2011
6.	223	Marquess Wilson, Arizona State, 2011
7.	215	Ed Barker, Oregon State, 1951
8.	212	Phillip Bobo, Utah, 1992
9.	210	Nakoa McElrath, Boise State, 2001
10.	206	Jason Hill, Colorado, 2004
11.	200	Nian Taylor, UCLA, 1997
12.	198	Harlan Svare, Idaho, 1952
13.	195	Hugh Campbell, Denver, 1960
14.	190	Jason Hill, Oregon State, 2005
15.	185	Chris Jackson, Washington, 1997
16.	178	Hugh Campbell, Washington, 1962
17.	176	Tim Stallworth, Minnesota, 1988
18.	173	Jerome Riley, Stanford, 2002
19.	170	Tim Stallworth, UCLA, 1988
20.	168	Nian Taylor, Arizona State, 1998
21.	163	Jim Oggs, Idaho, 1970
	163	Nakoa McElrath, California, 2001
23.	162	Shawn McWashington, ASU, 1997
24.	161	Ed Barker, Stanford, 1951
25.	158	Jerome Riley, Arizona State, 2001
26.	157	Calvin Griggs, Stanford, 1989
	157	Kevin McKenzie, Arizona, 1997
28.	155	Deron Pointer, USC, 1991
	155	Isiah Barton, Arizona State, 2011
30.	154	Tim Stallworth, Idaho, 1989
	154	Nakoa McElrath, Montana St, 2001
32.	153	Brandon Gibson, Stanford, 2007
33.	151	Phillip Bobo, Washington, 1991
	151	Milton Wynn, Idaho, 2000
35.	150	Marquess Wilson, Stanford, 2010

150-YARD RECEIVING GAMES (CHRONOLOGICAL)

1.	215	Ed Barker, Oregon State, 1951
2.	161	Ed Barker, Stanford, 1951
3.	198	Harlan Svare, Idaho, 1952
4.	252	Gail Cogdill, Northwestern, 1958
5.	195	Hugh Campbell, Denver, 1960
6.	178	Hugh Campbell, Washington, 1962
7.	163	Jim Oggs, Idaho, 1970
8.	176	Tim Stallworth, Minnesota, 1988
9.	170	Tim Stallworth, UCLA, 1988
10.	154	Tim Stallworth, Idaho, 1989
11.	157	Calvin Griggs, Stanford, 1989
12.	155	Deron Pointer, USC, 1991
13.	151	Phillip Bobo, Washington, 1991
14.	212	Phillip Bobo, Utah, 1992
15.	255	Deron Pointer, ASU, 1993
16.	200	Nian Taylor, UCLA, 1997
17.	157	Kevin McKenzie, Arizona, 1997
18.	162	Shawn McWashington, ASU, 1997
19.	185	Chris Jackson, Washington, 1997
20.	254	Nian Taylor, Idaho, 1998
21.	168	Nian Taylor, Arizona State, 1998
22.	151	Milton Wynn, Idaho, 2000
23.	210	Nakoa McElrath, Boise State, 2001
24.	163	Nakoa McElrath, California, 2001
25.	154	Nakoa McElrath, Montana St, 2001
26.	158	Jerome Riley, Arizona State, 2001
27.	173	Jerome Riley, Stanford, 2002
28.	206	Jason Hill, Colorado, 2004
29.	190	Jason Hill, Oregon State, 2005
30.	240	Jason Hill, California, 2005
31.	153	Brandon Gibson, Stanford, 2007
32.	150	Marquess Wilson, Stanford, 2010
33.	236	Marquess Wilson, San Diego State, 2011
34.	223	Marquess Wilson, Arizona State, 2011
35.	155	Isiah Barton, Arizona State, 2011

SUPERLATIVES

TOTAL 200+ GAMES: 11

MOST 200+ GAMES [8 players]

Hill 2
Taylor 2
Wilson 2
Barker 1
Bobo 1
Cogdill 1
McElrath 1
Pointer 1

TOTAL 150+ GAMES: 35

MOST 150+ GAMES [20 players]

Hill 3
McElrath 3
Stallworth 3
Taylor 3
Wilson 3
Barker 2
Bobo 2
Campbell 2
Pointer 2
Riley 2
Cogdill 1
Gibson 1
Griggs 1
Jackson 1
McKenzie 1
McWashington 1
Oggs 1
Svare 1
Wynn 1
Barton 1

TOTAL 100+ GAMES:

162 games by 63 players.

MOST 100+ GAMES (Five or more)

Levenseller 11
Wilson 11
Campbell 9
Gibson 9
Hill 9
Stallworth 9
Bobo 7
Davis 7
McElrath 6
Taylor 6
Barker 5
McKenzie 5
Karstetter 5



Total Offense / All-Purpose

TOTAL OFFENSE (NET YARDS 400+)

1. 515 Alex Brink, Oregon State, 2005
2. **493 Connor Halliday, Arizona State, 2011**
3. 475 Alex Brink, San Diego State, 2007
4. 468 Drew Bledsoe, Utah, 1992
5. 456 Alex Brink, Stanford, 2007
6. 424 Alex Brink, California, 2005
7. 417 Jason Gesser, California, 2002
8. 412 Mark Rypien, Oregon, 1985
- 412 Jason Gesser, California, 2001
10. 409 Mark Rypien, Utah, 1985
- 409 Alex Brink, UCLA, 2006

TOTAL 300+ GAMES: 81 games by 22 players

MOST 300+ GAMES: Brink 15, Leaf 10, Rosenbach 7, Gesser 7, Thompson 6, Bledsoe 6, Gossen 4, Kegel 4, **Lobbestael 4**, Rypien 3, Garcia 2, Pattinson 2, **Tuel 2**, Burkhart 1, Mathieson 1, Paine 1, Grant 1, Samoa 1, Mayes 1, Blount 1, Davis 1, Halliday 1.

TOTAL 200+ GAMES: 242 by 33 players

MOST 200+ GAMES: Brink 31, Gesser 27, Bledsoe 23, Leaf 23, Rosenbach 20, Thompson 19, Rypien 12, Paine 12, **Tuel 11**, Kegel 10, Davis 8, Gossen 7, Besser 6, Grant 5, Blount 5, Garcia 5.

FRESHMAN RECORD

493; Connor Halliday, Arizona State, 2011
382; Drew Bledsoe, Arizona, 1990

SOPHOMORE RECORD

515; Alex Brink, Oregon State, 2005

JUNIOR RECORD

468; Drew Bledsoe, Utah, 1992

SENIOR RECORD

475; Alex Brink, San Diego State, 2007

TOTAL PLAYS

1. 74 Drew Bledsoe, Montana, 1992
3. 66 Timm Rosenbach, Colorado, 1987
3. 65 Alex Brink, Oregon State, 2005
4. 64 Chad DeGrenier, Oregon, 1993
5. 63 Alex Brink, Washington, 2006
6. 62 Jack Thompson, California, 1976
7. 61 Drew Bledsoe, Ohio State, 1991
- 61 Alex Brink, Arizona, 2007
9. 60 Timm Rosenbach, Michigan, 1987
10. 59 Jack Thompson, USC, 1976
- 59 Ryan Leaf, Arizona State, 1997

FRESHMAN RECORD

55; Drew Bledsoe, Arizona State, 1990

SOPHOMORE RECORD

66; Timm Rosenbach, Colorado, 1987

JUNIOR RECORD

74; Drew Bledsoe, Montana, 1992

SENIOR RECORD

61; Alex Brink, Arizona, 2007

ALL-PURPOSE YARDS

- (Rushing, Receiving, Returns, since 1980)
1. 375 Rueben Mayes, Oregon, 1984
 2. **297 Isiah Barton, Oregon State, 2011**
 3. 282 Deron Pointer, Arizona State, 1993
 4. 272 Jerome Harrison, UCLA, 2005
 5. 269 Rueben Mayes, Stanford, 1984
 6. 266 Nian Taylor, Idaho, 1998
 7. 265 Michael Black, California, 1996
 8. 259 Jerome Harrison, Arizona State, 2005
 9. 258 Steve Broussard, Arizona State, 1989
 10. 246 Steve Broussard, Oregon, 1989

FRESHMAN RECORD

(Research ongoing)

SOPHOMORE RECORD

236; Dwight Tardy, UCLA, 2007

JUNIOR RECORD

375; Rueben Mayes, Oregon, 1984

SENIOR RECORD

297; Isiah Barton, Oregon State, 2011

TOUCHDOWNS RESPONSIBLE FOR

1. 6 Jack Thompson, Arizona, 1978
- 6 Timm Rosenbach, Tennessee, 1988
- 6 Jason Gesser, Arizona, 2000 (3 ot)
4. 5 Alex Brink, California, 2005
- 5 Alex Brink, San Diego State, 2007
- 5 Alex Brink, Washington, 2007
- 5 Marshall Lobbestael, UNLV, 2011**
8. 4 Bob Newman, Oregon State, 1957
- 4 Chuck Lyon, Idaho, 1975
- 4 Alex Brink, Oregon State, 2005
- 4 Alex Brink, Idaho, 2006
- 4 Alex Brink, Idaho, 2007
- 4 Jeff Tuel, Stanford, 2010**

FRESHMAN RECORD

(Research ongoing)

SOPHOMORE RECORD

6; Jason Gesser, Arizona, 2000 (3 ot)

JUNIOR RECORD

6; Timm Rosenbach, Tennessee, 1988

SENIOR RECORD

6; Jack Thompson, Arizona, 1978

TOUCHDOWNS

1. 5 James Matthew, Idaho, 1982
- 5 Rueben Mayes, Stanford, 1984
3. 4 Steve Broussard, BYU, 1989
- 4 Deon Burnett, SW Louisiana, 1999
- 4 Dave Minnich, Arizona, 2001
- 4 John Tippins, Montana State, 2001
7. 3 17 times (Since 1983)
Most Recent: Chris Jordan, Idaho, 2006

FRESHMAN RECORD

4; Deon Burnett, SW Louisiana, 1999

SOPHOMORE RECORD

(Research ongoing)

JUNIOR RECORD

5; Rueben Mayes, Stanford, 1984

SENIOR RECORD

5; James Matthews, Idaho, 1982

TOTAL POINTS

1. 30 James Matthew, Idaho, 1982
- 30 Rueben Mayes, Stanford, 1984
3. 24 Steve Broussard, BYU, 1989
- 24 Deon Burnett, SW Louisiana, 1999
- 24 Dave Minnich, Arizona, 2001
- 24 John Tippins, Montana State, 2001
7. 18 31 players (38 times)

FRESHMAN RECORD

24; Deon Burnett, SW Louisiana, 1999

SOPHOMORE RECORD

(Research ongoing)

JUNIOR RECORD

30; Rueben Mayes, Stanford, 1984

SENIOR RECORD

30; James Matthews, Idaho, 1982



Defense

TOTAL TACKLES

1. 28 Brian Forde, California, 1985
2. 25 Brian Forde, Michigan, 1987
- 25 Dan Grayson, Arizona, 1989
4. 24 Brian Forde, Stanford, 1986
5. 23 Anthony McClanahan, USC, 1991
- 23 James Darling, Colorado, 1996
7. 20 Brian Forde, Arizona, 1986
- 20 Tuineau Alipate, Michigan, 1987
- 20 Dan Grayson, Arizona, 1989
- 20 Anthony McClanahan, Stanford, 1991
- 20 Anthony McClanahan, ASU, 1992
- 20 Brandon Moore, Arizona State, 1997

FRESHMAN RECORD

(Research ongoing)

SOPHOMORE RECORD

28; Brian Forde, California, 1985

JUNIOR RECORD

24; Brian Forde, Stanford, 1986

SENIOR RECORD

25; Brian Forde, Michigan, 1987
25; Dan Grayson, Arizona, 1989

SOLO TACKLES

1. 21 Brian Forde, California, 1985
- 21 Anthony McClanahan, USC, 1991
3. 19 Dan Grayson, Arizona, 1989
4. 16 Anthony McClanahan, ASU, 1992
5. 14 Brian Flores, Arizona State, 1980
- 14 Brian Forde, Michigan, 1987
- 14 James Darling, Pittsburgh, 1995
- 14 James Darling, Colorado, 1996
- 14 Deone Bucannon, Arizona, 2010**
9. 13 Brian Flores, Arizona State, 1979
- 13 Artie Holmes, Arizona State, 1985
- 13 Brian Forde, Arizona State, 1987
- 13 Deone Bucannon, Arizona State, 2011**

FRESHMAN RECORD

14; Deone Bucannon, Arizona, 2010

SOPHOMORE RECORD

21; Brian Forde, California 1985
21; Anthony McClanahan, USC, 1991

JUNIOR RECORD

16; Anthony McClanahan, Arizona State, 1992

SENIOR RECORD

19; Dan Grayson, Arizona, 1989

ASSISTED TACKLES

1. 15 Ben Carrillo, Washington, 1982
- 15 John Diggs, USC, 1990
3. 14 Brian Forde, Stanford, 1986
4. 13 Lee Blakeney, UCLA, 1981
- 13 Brandon Moore, Arizona State, 1997
- 13 Billy Newman, Arizona State, 2000
7. 12 Anthony McClanahan, UNLV, 1991
8. 11 Rico Tipton, Ohio State, 1984
- 11 Lee Blakeney, UCLA, 1984
- 11 Lee Blakeney, USC, 1984
- 11 Brian Forde, Arizona, 1986
- 11 Brian Forde, Michigan, 1987
- 11 Tuineau Alipate, Michigan, 1987
- 11 Steve Gleason, Stanford, 1999

FRESHMAN RECORD

(Research ongoing)

SOPHOMORE RECORD

15; Ben Carrillo, Washington, 1982

JUNIOR RECORD

14; Brian Forde, Stanford, 1986

SENIOR RECORD

15; John Diggs, USC, 1990

TACKLES-FOR-LOSS

1. 6.5 Cory Evans, Oregon State, 2007 (-20)
 2. 5.0 Keith Millard, Arizona, 1983 (-26)
 - 5.0 DeWayne Patterson, Pacific, 1993 (-25)
 - 5.0 Mkristo Bruce, Stanford, 2006 (-33)
 - 5.0 Andy Mattingly, Arizona State, 2007 (-31)
 6. 4.5 D.D. Acholonu, Washington, 2003 (-27)
 7. 4.0 19 times
- Most Recent:**
Tyree Toomer, Arizona, 2010

FRESHMAN RECORD

(Research ongoing)

SOPHOMORE RECORD

5.0; Andy Mattingly, Arizona State, 2007

JUNIOR RECORD

6.5; Cory Evans, Oregon State, 2007

SENIOR RECORD

5.0; Keith Millard, Arizona, 1983
5.0; Mkristo Bruce, Stanford, 2006

TACKLES-FOR-LOSS YARDS

1. 37 Mark Fields, Oregon, 1994 (4)
2. 36 Keith Millard, Oregon State, 1983 (4)
- 36 Ivan Cook, Illinois, 1988 (3)
4. 33 Mkristo Bruce, Stanford, 2006 (5)
5. 31 Andy Mattingly, Arizona State, 2007 (5)
6. 30 Chad Eaton, Montana State, 1993 (3)
- 30 D.D. Acholonu, Texas, 2003 (3)
8. 29 Keith Millard, Arizona, 1982 (4)
9. 28 DeWayne Patterson, Montana State, 1993 (4)
- 28 Cory Evans, Oregon State, 2007 (6.5)

FRESHMAN RECORD

(Research ongoing)

SOPHOMORE RECORD

31; Andy Mattingly, Arizona State, 2007

JUNIOR RECORD

37; Mark Fields, Oregon, 1994

SENIOR RECORD

36; Keith Millard, Oregon State, 1983
36; Ivan Cook, Illinois, 1988

SACKS (since 1979: 3+)

1. 5.0 Mkristo Bruce, Stanford, 2006 (-33)
 2. 4.0 Tim Downing, California, 1987 (-8)
 - 4.0 Keith Millard, Oregon State, 1983 (-35)
 - 4.0 DeWayne Patterson, Oregon, 1993 (-23)
 - 4.0 DeWayne Patterson, UCLA, 1994 (-13)
 - 4.0 Andy Mattingly, Arizona State, 2007 (-29)
 7. 3.5 DeWayne Patterson, Oregon, 1994 (-22)
 8. 3.0 12 players (19 times)
- Most Recent:**
Scott Davis, Oregon State, 2006

FRESHMAN RECORD

(Research ongoing)

SOPHOMORE RECORD

4.0; Tim Downing, California, 1987
4.0; Andy Mattingly, Arizona State, 2007

JUNIOR RECORD

4.0; DeWayne Patterson, Oregon, 1993

SENIOR RECORD

5.0; Mkristo Bruce, Stanford, 2006

SACK YARDS

1. 36 Keith Millard, Oregon State, 1983 (4)
- 36 Ivan Cook, Illinois, 1988 (3)
3. 35 Matt Elisara, Montana State, 1981 (2)
4. 34 Mark Fields, Oregon, 1994 (3)
5. 33 Mkristo Bruce, Oregon State, 2006 (5)
6. 30 Chad Eaton, Montana State, 1993 (3)
- 30 D.D. Acholonu, Texas, 2003 (3)
8. 29 Andy Mattingly, Arizona State, 2007 (4)
9. 26 Will Derting, Notre Dame, 2003 (3)
10. 25 DeWayne Patterson, Fresno State, 1994 (3)
- 25 Adam Braidwood, Oregon State, 2004 (3)

FRESHMAN RECORD

(Research ongoing)

SOPHOMORE RECORD

29; Andy Mattingly, Arizona State, 2007

JUNIOR RECORD

34; Mark Fields, Oregon, 1994

SENIOR RECORD

36; Keith Millard, Oregon State, 1983
36; Ivan Cook, Illinois, 1988



Defense

INTERCEPTIONS

1. 4 Lamont Thompson, UCLA, 2001
2. 3 Bill Lippincott, Oregon State, 1945
- 3 Laverne Torgeson, Penn State, 1948
- 3 Clete Baltes, Stanford, 1962
- 3 Rick Reed, Oregon, 1966
- 3 Lionel Thomas, Pacific, 1969
- 3 Lionel Thomas, Idaho, 1970
- 3 Eric Johnson, Washington, 1972
- 3 Paul Sorensen, Arizona, 1981
- 3 Ron Collins, Stanford, 1984
- 3 Torey Hunter, Arizona State, 1991
- 3 Lamont Thompson, Washington, 1997
- 3 Will Derting, Nevada, 2002

FRESHMAN RECORD

- 3; Bill Lippincott, Oregon State, 1945
 3; Torey Hunter, Arizona State, 1991
 3; Lamont Thompson, Washington, 1997
 3; Will Derting, Nevada, 2002

SOPHOMORE RECORD

- 3; Laverne Torgeson, Penn State, 1948
 3; Rick Reed, Oregon, 1966
 3; Ron Collins, Stanford, 1984

JUNIOR RECORD

- 3; Clete Baltes, Stanford, 1962
 3; Lionel Thomas, Pacific, 1969
 3; Eric Johnson, Washington, 1972

SENIOR RECORD

- 4; Lamont Thompson, UCLA, 2001

INTERCEPTION YARDS

1. 98 Will Derting, Nevada, 2002
2. 96 Frank Miyaki, Idaho, 1945
3. 93 Lionel Thomas, UCLA, 1969
4. 91 Harold Haddock, Pacific, 1960
5. 89 DeWayne Patterson, UCLA, 1993
6. 81 Mike Abbott, San Jose State, 1962

FRESHMAN RECORD

- 98; Will Derting, Nevada, 2002

SOPHOMORE RECORD

- 91; Harold Haddock, Pacific, 1960

JUNIOR RECORD

- 93; Lionel Thomas, UCLA, 1969

SENIOR RECORD

- 81; Mike Abbott, San Jose State, 1962

LONGEST INTERCEPTION RETURN

1. 98 Will Derting, Nevada, 2002
2. 93 Lionel Thomas, UCLA, 1969
3. 91 Harold Haddock, Pacific, 1960
4. 89 Frank Miyaki, Idaho, 1945 (ns)
- 89 DeWayne Patterson, UCLA, 1993
- 76 Damante Horton, Oregon, 2011**
7. 75 Eddie Pillings, Gonzaga, 1941 (ns)
8. 74 Bill Lippincott, Montana, 1948 (ns)
- 74 Ron Ricard, Oregon, 1989
10. 71 Ron Collins, UNLV, 1986
11. 70 Clarence Zimmerman, Oregon, 1915 (ns)
- 70 Bill Sewell, Gonzaga, 1941 (ns)

INTERCEPTION TOUCHDOWNS

1. 1 44 players, 51 times
- | | | |
|---------------------------|--------------------------|-------------|
| Albert Charlton | California (53) | 1951 |
| Chuck Stone | Washington (54) | 1953 |
| Bruce Nevitt | Stanford (32) | 1954 |
| Garner Ekstran | Stanford (40) | 1960 |
| Harold Haddock | Pacific (91) | 1960 |
| Clancy Williams | San Jose State (62) | 1962 |
| Bill Gaskins | Pacific (50) | 1964 |
| Bill Gaskins | Villanova (41) | 1965 |
| Lewis Norris | Arizona State (57) | 1966 |
| Lionel Thomas | UCLA (93) | 1969 |
| Tom Poe | Minnesota (26) | 1971 |
| Mark Patterson | California (63) | 1975 |
| Matt Elisara | UCLA (42) | 1981 |
| Joe Taylor | Michigan (63) | 1983 |
| Ron Collins | UNLV (71) | 1986 |
| Brian Forde | Wyoming (27) | 1987 |
| James Hasty | Wyoming (40) | 1987 |
| Shawn Landrum | Arizona (62) | 1987 |
| Dan Webber | Arizona (1) | 1987 |
| Ron Ricard | Oregon (74) | 1989 |
| Roosevelt Noble | Oregon State (61) | 1989 |
| John Diggs | UCLA (72) | 1990 |
| Alvin Dunn | BYU (25) | 1990 |
| Michael Wright | Arizona (29) | 1991 |
| Ron Childs | UCLA (17) | 1992 |
| Chris Hayes | Arizona State (44) | 1993 |
| DeWayne Patterson | UCLA (89) | 1993 |
| Shad Hinchin | Oregon State (23) | 1996 |
| Billy Newman | Idaho (10) | 2000 |
| Billy Newman | Stanford (54) | 2001 |
| Lamont Thompson | Arizona (36) | 2001 |
| Erik Coleman | Oregon State (43) | 2001 |
| Jason David | Purdue (45) | 2001 |
| Raonall Smith | Boise State (54) | 2001 |
| Will Derting | Nevada (98) | 2002 |
| Erik Coleman | UCLA (25) | 2002 |
| Jason David | Colorado (41) | 2003 |
| Jason David | Arizona (34) | 2003 |
| Virgil Williams | Oregon (40) | 2003 |
| Pat Bennett | ASU (39) | 2003 |
| Pat Bennett | USC (28) | 2004 |
| Eric Frampton | Nevada | 2005 |
| Michael Graise | Stanford (33) | 2006 |
| Tyron Brackenridge | Oregon (24) | 2006 |
| Eric Frampton | Washington (43) | 2006 |
| Husain Abdullah | Stanford (55) | 2007 |
| Louis Bland | Oregon State (16) | 2008 |
| Alex Hoffman-Ellis | SMU (52) | 2009 |
| Myron Beck | SMU (67) | 2009 |
| Alex Hoffman-Ellis | Idaho State (67) | 2011 |
| Damante Horton | Oregon (76) | 2011 |



Special Teams - Returns

PUNT RETURNS

1. 9 Jay Dumas, Oregon, 1994
2. 8 Jerry Williams, Oregon, 1946
- 8 Harry Thompson, Idaho, 1972
4. 7 Marcus Trufant, Oregon, 2002
- 7 Michael Bumpus, Arizona, 2004
6. 6 10 times,
Most Recent:
Michael Bumpus, Colorado, 2004

FRESHMAN RECORD

- 7; Michael Bumpus, Arizona, 2004

SOPHOMORE RECORD

- 8; Jerry Williams, Oregon, 1946

JUNIOR RECORD

- 9; Jay Dumas, Oregon, 1994

SENIOR RECORD

- 7; Marcus Trufant, Oregon, 2002

PUNT RETURN YARDS (80+)

1. 167 Shawn Tims, Louisiana-Lafayette, 1997
2. 157 Michael Bumpus, Nevada, 2005
3. 113 Kitrick Taylor, Oregon, 1983
4. 110 Marcus Trufant, Montana State, 2002
5. 103 Sammy Moore, Stanford, 2003
6. 97 Jerry Williams, Oregon, 1947
7. 91 Kitrick Taylor, UCLA, 1985
- 91 Michael Bumpus, Arizona State, 2004
9. 90 Mark Williams, San Jose State, 1968
10. 88 Mark Williams, Idaho, 1968

FRESHMAN RECORD

- 91; Michael Bumpus, Arizona State, 2004

SOPHOMORE RECORD

- 157; Michael Bumpus, Nevada, 2005

JUNIOR RECORD

- 97; Jerry Williams, Oregon, 1947

SENIOR RECORD

- 167; Shawn Tims, Louisiana-Lafayette, 1997

LONGEST PUNT RETURN

1. 87 Michael Bumpus, Nevada, 2005
2. 81 Rick Reed, San Jose State, 1968
- 81 Mark Williams, San Jose State, 1968
4. 80 Jerry Niesksen, Idaho, 1906
5. 78 James Boylan, Oregon State, 1960 (ns)
- 78 Kitrick Taylor, Oregon, 1983
7. 76 Michael Bumpus, Arizona State, 2004
8. 75 Dave Kerrone, San Jose State, 1960
- 75 Eric Johnson, Idaho, 1973
10. 73 Mark Williams, Oregon, 1968
- 73 Shawn Tims, Boise State, 1997

KICKOFF RETURNS

1. 9 Isiah Barton, Oregon State, 2011
2. 8 Chantz Staden, Stanford, 2008
3. 7 John Davis, Iowa, 1969
- 7 Eric Johnson, USC, 1972
- 7 Chantz Staden, Arizona, 2008

FRESHMAN RECORD

(Research ongoing)

SOPHOMORE RECORD

(Research ongoing)

JUNIOR RECORD

- 8; Chantz Staden, Stanford, 2008

SENIOR RECORD

- 9; Isiah Barton, Oregon State, 2011

KICKOFF RETURN YARDS

1. 228 Isiah Barton, Oregon State, 2011
2. 211 Dee Moronkola, Oregon, 1998
3. 185 Chantz Staden, California, 2008
4. 159 Isiah Barton, San Diego State, 2011
5. 154 Clancy Williams, Oregon State, 1963
- 154 Tony Salter, Arizona State, 1990
- 154 Chantz Staden, Arizona, 2008
8. 149 Isiah Barton, Oregon, 2011
9. 137 Deron Pointer, UCLA, 1992
10. 135 Victor Wood, Arizona, 1987

FRESHMAN RECORD

- 123; Curtis Nettles, Oregon, 1999

SOPHOMORE RECORD

- 135; Victor Wood, Arizona, 1987

JUNIOR RECORD

- 185; Chantz Staden, California, 2008

SENIOR RECORD

- 228; Isiah Barton, Oregon State, 2011

LONGEST KICKOFF RETURN (80+ yards)

1. 100 Bernard Jackson, UCLA, 1971
- 100 Anthony Prior, USC, 1991
3. 99 Anthony Prior, Arizona, 1990
4. 98 Steve Broussard, Arizona State, 1989
- 98 Deron Pointer, UCLA, 1992
6. 97 Mark Williams, UCLA, 1968
- 97 Kevin Hicks, Michigan, 1993
- 97 Sammy Moore, Colorado, 2003
9. 95 William Tonkin, College of Idaho, 1928
- 95 Ammon McWashington, Baylor, 1966
- 95 Bernard Jackson, Oregon State, 1971
12. 92 Bill Gaskins, Idaho, 1963
- 92 Ken Graham, Stanford, 1962
14. 91 Ken Graham, San Jose State, 1961
- 91 Dee Moronkola, Oregon, 1998
16. 90 Ted Rowher, USC, 1928
17. 89 Don Ellingsen, USC, 1957
- 89 Sammy Moore, Oklahoma, 2002
19. 88 Jerry Williams, Montana, 1948
- 88 Dee Moronkola, Boise State, 1998
21. 87 Jerry Williams, California, 1948
- 87 Mike Washington, Oregon, 1977 (ns)
23. 85 Bud Roffler, Montana, 1951
24. 83 Chuck Morrell, UCLA, 1958
25. 81 Milton Martin, Pacific, 1924 (ns)
26. 80 Bob Kennedy, Idaho, 1941
- 80 Wayne Berry, Idaho, 1953 (ns)

PUNT RETURN TOUCHDOWNS

1. 1 21 times by 16 players
[list includes all players since 1949 plus players prior to 1949 who were included in the list of long punt returns.]

Jerry Niesksen	Idaho (80); 1906
Benton Bangs	Oregon (72); 1917
Bud Roffler	USC (46); 1950
Bill Berry	Pacific (69); 1953
Dave Kerrone	San Jose State (75); 1960
Mark Williams	San Jose State (81); 1968
Mark Williams	Oregon (73); 1968
Mark Williams	Idaho (72); 1968
Rick Reed	San Jose State (81); 1968
Lionel Thomas	Idaho (63); 1970
Robin Sinclair	Oregon State (50); 1972
Robin Sinclair	Idaho (82); 1973
Eric Johnson	Idaho (75); 1973
Mike Levenseller	UCLA (32); 1977
Kitrick Taylor	Oregon (78); 1983
Kitrick Taylor	UCLA (69); 1985
Ricky Reynolds	Montana State (35); 1985
Jay Dumas	UCLA (72); 1995
Shawn Tims	Boise State (73); 1997
Michael Bumpus	Oregon (52); 2004
Michael Bumpus	Arizona State (76); 2004
Michael Bumpus	Nevada (87); 2005

KICKOFF RETURN TOUCHDOWNS

1. 1 25 times by 19 players
[list includes all players since 1948 plus players prior to 1949 who were included in the list of long kickoff returns.]

William Tonkin	College of Idaho (95); 1928
Ted Rowher	USC (90); 1928
Bob Kennedy	Idaho (80); 1941
Jerry Williams	Montana (88); 1948
Jerry Williams	California (87); 1948
Bud Roffler	Montana (85); 1951
Don Ellingsen	USC (89); 1957
Chuck Morrell	UCLA (83); 1958
Ken Graham	San Jose State (91); 1961
Ken Graham	Stanford (92); 1962
Bill Gaskins	Idaho (?); 1963
Aamon McWashington	Baylor (95); 1966
Mark Williams	UCLA (97); 1968
Bernard Jackson	UCLA (100); 1971
Bernard Jackson	Oregon State (95); 1971
Steve Broussard	Arizona State (98); 1989
Anthony Prior	Arizona (99); 1990
Anthony Prior	USC (100); 1991
Deron Pointer	UCLA (98); 1992
Kevin Hicks	Michigan (97); 1993
Bryant Thomas	San Jose State (50); 1996
Dee Moronkola	Oregon (91); 1998
Dee Moronkola	Boise State (88); 1998
Sammy Moore	Oklahoma (89); 2002
Sammy Moore	Colorado (97); 2003



Special Teams - Kicking

FIELD GOALS ATTEMPTED

1. 6 Paul Watson, Kansas, 1977
2. 5 Mike DeSanto, Pacific, 1980
- 5 Aaron Price, Arizona State, 1993
- 5 Aaron Price, California, 1993
- 5 Drew Dunning, ASU, 2002
- 5 Drew Dunning, Washington, 2002
- 5 Drew Dunning, New Mexico, 2003
- 5 Loren Langley, Washington, 2005
9. 4 Chuck Diedrick, Kansas, 1975
- 4 Paul Watson, UNLV, 1977
- 4 Mike DeSanto, Army, 1980
- 4 John Traut, California, 1983
- 4 John Traut, Oregon State, 1983
- 4 John Traut, Tennessee, 1984
- 4 Aaron Price, Montana State, 1993
- 4 Aaron Price, Arizona, 1993
- 4 Rian Lindell, Boise State, 1998
- 4 Drew Dunning, California, 2001
- 4 Drew Dunning, Purdue, 2001
- 4 Drew Dunning, Arizona, 2002
- 4 Drew Dunning, USC, 2002
- 4 Drew Dunning, Idaho, 2003
- 4 Drew Dunning, Washington, 2003
- 4 Loren Langley, Colorado, 2004
- 4 R. Abdollmohammadi, UCLA, 2007
- 4 R. Abdollmohammadi, Stanford, 2007
- 4 **Andrew Furney, UCLA, 2011**

FRESHMAN RECORD

4; Loren Langley, Colorado, 2004

SOPHOMORE RECORD

5; Loren Langley, Washington, 2005

JUNIOR RECORD

6; Paul Watson, Kansas, 1977

SENIOR RECORD

5; Mike DeSanto, Pacific, 1980
5; Aaron Price, Arizona State, 1993
5; Aaron Price, California, 1993
5; Drew Dunning, New Mexico, 2003

FIELD GOALS MADE

1. 5 Drew Dunning, New Mexico, 2003
2. 4 Chuck Diedrick, Kansas, 1975
- 4 Paul Watson, Kansas, 1977
- 4 John Traut, Tennessee, 1984
- 4 Jason Hanson, BYU, 1989
- 4 Jason Hanson, Arizona, 1989
- 4 Rian Lindell, Boise State, 1998
- 4 Drew Dunning, Purdue, 2001
- 4 Drew Dunning, Washington, 2002
- 4 Drew Dunning, Idaho, 2003
- 4 Drew Dunning, Washington, 2003
- 4 Romeen Abdollmohammadi, 2007
- 4 **Andrew Furney, UCLA, 2011**

FRESHMAN RECORD

(Research ongoing)

SOPHOMORE RECORD

4; Jason Hanson, BYU, 1989
4; Jason Hanson, Arizona, 1989
4; Drew Dunning, Purdue, 2001
4; **Andrew Furney, UCLA, 2011**

JUNIOR RECORD

4; Chuck Diedrick, Kansas, 1975
4; Paul Watson, Kansas, 1977
4; John Traut, Tennessee, 1984
4; Rian Lindell, Boise State, 1998
4; Drew Dunning, Washington, 2002

SENIOR RECORD

5; Drew Dunning, New Mexico, 2003

FIELD GOAL PERCENTAGE (Min. 4 Att.)

1. 1.000 5/5, Drew Dunning, New Mexico, 2003
 2. 1.000 4/4 by several players
- Most Recent:**
Andrew Furney, UCLA, 2011

FRESHMAN RECORD

(Research ongoing)

SOPHOMORE RECORD

(Research ongoing)

JUNIOR RECORD

(Research ongoing)

SENIOR RECORD

1.000 (5/5); Drew Dunning, New Mexico, 2003

LONGEST FIELD GOAL (50+)

1. 62 Jason Hanson, UNLV, 1991
2. 58 Jason Hanson, Brigham Young, 1989
- 58 Jason Hanson, Arizona State, 1990
4. 57 Paul Watson, Idaho, 1977
- 57 Rian Lindell, Boise State, 1997
6. 56 Nico Grasu, Oklahoma State, 2010
7. 55 Joe Danelo, Stanford, 1974
- 55 Jason Hanson, California, 1990
9. 54 Jason Hanson, UCLA, 1990
- 54 Jason Hanson, Fresno State, 1991
11. 53 Jason Hanson, Oregon State, 1989
- 53 Jason Hanson, Wyoming, 1990
- 53 Jason Hanson, Stanford, 1990
- 53 Tony Truant, Arizona, 1996
15. 52 Kevin Morris, Oregon State, 1981
- 52 Jason Hanson, Oregon State, 1988
- 52 Jason Hanson, Idaho, 1989
- 52 Jason Hanson, BYU, 1989
- 52 Jason Hanson, Ohio State, 1991
- 52 Aaron Price, Temple, 1992
- 52 Rian Lindell, Stanford, 1997
- 52 Rian Lindell, Illinois, 1998
- 52 Rian Lindell, Arizona, 1999
24. 51 Kevin Adams, Washington, 1986
- 51 Jason Hanson, UCLA, 1988
- 51 Jason Hanson, Oregon State, 1990
- 51 Jason Hanson, UCLA, 1991
- 51 Jason Hanson, Arizona, 1991
- 51 Aaron Price, Arizona, 1992
- 51 Aaron Price, Montana State, 1993
- 51 Tony Truant, Oregon State, 1995
- 51 **Andrew Furney, California, 2010**
- 51 **Andrew Furney, Idaho State, 2011**
33. 50 Joe Danelo, USC, 1972
- 50 Paul Watson, UCLA, 1978
- 50 Kevin Morris, Oregon State, 1981
- 50 Jason Hanson, Arizona, 1989
- 50 Jason Hanson, California, 1990
- 50 Jason Hanson, Fresno State, 1991
- 50 Rian Lindell, Oregon State, 1999
- 50 Nico Grasu, Oregon, 2010

MOST 50+ FIELD GOALS

1. 2 Kevin Morris, Oregon State, 1981 (52, 50)
- 2 Jason Hanson, Brigham Young, 1989 (58, 52)
- 2 Jason Hanson, Fresno State, 1991 (54, 50)

PAT ATTEMPTS

1. 12 Chuck Diedrick, Idaho, 1975
2. 11 Rian Lindell, USL, 1997
3. 9 John Traut, Montana State, 1985
- 9 Rian Lindell, California, 1997
5. 8 Paul Watson, Oregon, 1977
6. 7 Bill Lippincott, Montana, 1948
- 7 Bud Roffler, Montana, 1951
- 7 Neil Anderson, Idaho, 1967
- 7 Joe Danelo, Idaho, 1973
- 7 Joe Danelo, Washington, 1973
- 7 Paul Watson, Arizona State, 1978
- 7 Tony Truant, Oregon, 1996
- 7 Tony Truant, San Jose State, 1996
- 7 Rian Lindell, Boise State, 1997
- 7 Drew Dunning, Idaho, 2002
- 7 Drew Dunning, Oregon, 2003
- 7 Loren Langley, Idaho, 2004
- 7 **Andrew Furney, Idaho State, 2011**
- 7 **Andrew Furney, UNLV, 2011**

FRESHMAN RECORD

7; Loren Langley, Idaho, 2004

SOPHOMORE RECORD

11; Rian Lindell, USL, 1997

JUNIOR RECORD

12; Chuck Diedrick, Idaho, 1975

SENIOR RECORD

9; John Traut, Montana State, 1985

PAT MADE

1. 12 Chuck Diedrick, Idaho, 1975
2. 11 Rian Lindell, USL, 1997
3. 9 Rian Lindell, California, 1997
4. 8 John Traut, Montana State, 1985
- 8 Paul Watson, Oregon, 1977
6. 7 Neil Anderson, Idaho, 1967
- 7 Joe Danelo, Washington, 1973
- 7 Joe Danelo, Idaho, 1973
- 7 Tony Truant, Oregon, 1996
- 7 Tony Truant, San Jose State, 1996
- 7 Rian Lindell, Boise State, 1997
- 7 Drew Dunning, Idaho, 2002
- 7 Drew Dunning, Oregon, 2003
- 7 Loren Langley, Idaho, 2004
- 7 **Andrew Furney, UNLV, 2011**

FRESHMAN RECORD

7; Loren Langley, Idaho, 2004

SOPHOMORE RECORD

11; Rian Lindell, USL, 1997

JUNIOR RECORD

12; Chuck Diedrick, Idaho, 1975

SENIOR RECORD

8; John Traut, Montana State, 1985

POINTS KICKING

1. 16 Jason Hanson, BYU, 1989
- 16 Rian Lindell, Boise State, 1997
3. 15 Aaron Price, Temple, 1992
- 15 Drew Dunning, California, 2001
- 15 Drew Dunning, Purdue, 2001
- 15 Drew Dunning, New Mexico, 2003
- 15 R. Abdollmohammadi, Stanford, 2007
8. 14 John Traut, Oregon, 1984
- 14 Aaron Price, Montana State, 1993
- 14 Aaron Price, Arizona State, 1993
- 14 Drew Dunning, ASU, 2002
- 14 Drew Dunning, Washington, 2002

FRESHMAN RECORD

(Research ongoing)

SOPHOMORE RECORD

16; Jason Hanson, BYU, 1989
16; Rian Lindell, Boise State, 1997

JUNIOR RECORD

15; Aaron Price, Temple, 1992

SENIOR RECORD

15; Drew Dunning, New Mexico, 2003
15; Romeen Abdollmohammadi, Stanford, 2007



Special Teams - Punting

PUNTS

1. 14 Mike Monahan, Stanford, 1969
2. 12 Steve Johnston, UCLA, 1992
3. 11 Hank Grenda, Washington, 1968
- 11 Tim Davey, Idaho, 1978
- 11 Glenn Harper, Oregon, 1982
- 11 Steve Johnston, UCLA, 1993
- 11 George Martin, Illinois, 1994
- 11 George Martin, UCLA, 1994
- 11 George Martin, Oregon, 1994
- 11 George Martin, Arizona, 1994

FRESHMAN RECORD

- 11; Tim Davey, Idaho, 1978
11; Glenn Harper, Oregon, 1982

SOPHOMORE RECORD

- 14; Mike Monahan, Stanford, 1969

JUNIOR RECORD

- 12; Steve Johnston, UCLA, 1992

SENIOR RECORD

- 11; Hank Grenda, Washington, 1968
11; Steve Johnston, UCLA, 1993

PUNTING AVERAGE (Min. 5 punts)

1. 53.4 Kyle Basler, Arizona, 2004 (7/374)
2. 52.0 Jason Hanson, Wyoming, 1990 (5/260)

FRESHMAN RECORD

(Research Ongoing)

SOPHOMORE RECORD

(Research Ongoing)

JUNIOR RECORD

(Research Ongoing)

SENIOR RECORD

(Research Ongoing)

PUNTING YARDS (400+)

1. 573 Mike Monahan, Stanford, 1969
2. 526 Tim Davey, Idaho, 1978
3. 480 Steve Johnston, UCLA, 1992
4. 469 Glenn Harper, Oregon, 1982
5. 443 Steve Johnston, UCLA, 1993
- 443 George Martin, Oregon, 1994
7. 430 Kyle Basler, Stanford, 2003
8. 408 Reid Forrest, USC, 2008
9. 407 Hank Grenda, Washington, 1968
- 407 Rob Myers, Wyoming, 1989
11. 406 Rob Myers, Arizona State, 1987
12. 405 George Martin, UCLA, 1994
13. 402 Gavin Hedrick, Nebraska, 1977
14. **400** Reid Forrest, Oregon State, 2008
15. 400 Mike Monahan, Pacific, 1969

FRESHMAN RECORD

- 526; Tim Davey, Idaho, 1978

SOPHOMORE RECORD

- 573; Mike Monahan, Stanford, 1969

JUNIOR RECORD

- 480; Steve Johnston, UCLA, 1992

SENIOR RECORD

- 443; Steve Johnston, UCLA, 1993



Individual Single-Season Records





Passing

PASS ATTEMPTS

1. 503 Alex Brink, 2007
2. 432 Drew Bledsoe, 1992
3. 410 Ryan Leaf, 1997
4. 402 Jason Gesser, 2002
5. 396 Alex Brink, 2006
6. 394 Matt Kegel, 2003
7. 390 Timm Rosenbach, 1987
8. 375 Jason Gesser, 2001
9. 373 Ryan Leaf, 1996
10. **366 Jeff Tuel, 2010**

FRESHMAN RECORD (Since 1972)
194; Alex Brink, 2004

SOPHOMORE RECORD
390; Timm Rosenbach, 1987

JUNIOR RECORD
432; Drew Bledsoe, 1992

SENIOR RECORD
503; Alex Brink, 2007

PASS COMPLETIONS

1. 305 Alex Brink, 2007
2. 241 Drew Bledsoe, 1992
- 241 Alex Brink, 2006
4. 236 Jason Gesser, 2002
5. 227 Ryan Leaf, 1997
6. 222 Timm Rosenbach, 1987
7. **219 Jeff Tuel, 2010**
8. 218 Timm Rosenbach, 1988
- 218 Matt Kegel, 2003
10. 208 Jack Thompson, 1976
- 208 Marshall Lobbetael, 2011**

FRESHMAN RECORD (Since 1972)
115; Aaron Garcia, 1989

SOPHOMORE RECORD
222; Timm Rosenbach, 1987

JUNIOR RECORD
241; Drew Bledsoe, 1992
241; Alex Brink, 2006

SENIOR RECORD
305; Alex Brink, 2007

PASSING YARDS

1. 3,968 Ryan Leaf, 1997
2. 3,818 Alex Brink, 2007
3. 3,408 Jason Gesser, 2002
4. 3,246 Drew Bledsoe, 1992
5. 3,097 Timm Rosenbach, 1988
6. 3,010 Jason Gesser, 2001
7. 2,947 Matt Kegel, 2003
8. 2,899 Alex Brink, 2006
9. 2,891 Alex Brink, 2005
10. 2,811 Ryan Leaf, 1996

FRESHMAN RECORD (Since 1972)
1,591; Aaron Garcia, 1989

SOPHOMORE RECORD
2,891; Alex Brink, 2005

JUNIOR RECORD
3,968; Ryan Leaf, 1997

SENIOR RECORD
3,818; Alex Brink, 2007

PASSES HAD INTERCEPTED

1. 24 Ty Paine, 1970
- 24 Timm Rosenbach, 1987
3. 20 Jack Thompson, 1978
4. 19 Ty Paine, 1971
5. 17 Jerry Henderson, 1967
6. 15 Drew Bledsoe, 1991
- 15 Drew Bledsoe, 1992
- 15 Mark Rypien, 1984
- 15 Matt Kegel, 2003
- 15 Alex Brink, 2007

FRESHMAN RECORD (Since 1972)
11; Aaron Garcia, 1989

SOPHOMORE RECORD
24; Ty Paine, 1970
24; Timm Rosenbach, 1987

JUNIOR RECORD
19; Ty Paine, 1971

SENIOR RECORD
20; Jack Thompson, 1978

COMPLETION PERCENTAGE (Min. 100)

1. .645 Timm Rosenbach, 1988 (218/338)
2. **.610 Marshall Lobbetael, 2011 (208/341)**
3. .609 Alex Brink, 2006 (241/396)
4. .608 Aaron Garcia, 1989 (115/189)
5. .606 Alex Brink, 2007 (305/503)
6. **.598 Jeff Tuel, 2010 (219/366)**
7. .587 Jason Gesser, 2002 (236/402)
8. .586 Jack Thompson, 1976 (203/335)
9. .584 Jack Thompson, 1977 (192/329)
10. .582 Mark Rypien, 1985 (159/273)

FRESHMAN RECORD (Since 1972)
.608 (115-189); Aaron Garcia, 1989

SOPHOMORE RECORD
.598 (219/366); Jeff Tuel, 2010

JUNIOR RECORD
.645 (218-338); Timm Rosenbach, 1988

SENIOR RECORD
.610 (208-341); Marshall Lobbetael, 2011

TOUCHDOWNS

1. 34 Ryan Leaf, 1997
2. 28 Jason Gesser, 2002
3. 26 Jason Gesser, 2001
- 26 Alex Brink, 2007
5. 24 Timm Rosenbach, 1988
- 24 Alex Brink, 2005
7. 21 Ryan Leaf, 1996
- 21 Matt Kegel, 2003
9. 20 Jack Thompson, 1976
- 20 Drew Bledsoe, 1992

FRESHMAN RECORD (Since 1972)
11; Aaron Garcia, 1989

SOPHOMORE RECORD
24; Alex Brink, 2005

JUNIOR RECORD
34; Ryan Leaf, 1997

SENIOR RECORD
28; Jason Gesser, 2002

SUPERLATIVES

300-YARD PASSING GAMES

- | | | | |
|----|---|--------------------|------|
| 1. | 9 | Ryan Leaf | 1997 |
| 2. | 8 | Alex Brink | 2007 |
| 3. | 5 | Matt Kegel | 2003 |
| 4. | 5 | Marshall Lobbetael | 2011 |
| 5. | 4 | Jack Thompson | 1976 |
| 4 | | Timm Rosenbach | 1988 |
| 4 | | Drew Bledsoe | 1992 |

3,000-Yard Passers



TIMM ROSENBACH		1988			
Date	Opponent	ATT	COMP	YDS	TD
S3	@Illinois	29	21	228	1
S10	@Minnesota	30	20	353	3
S17	Oregon	32	21	261	2
O1	@Tennessee	31	22	352	5
O8	California	25	18	281	2
O15	@Arizona	30	23	226	3
O22	Arizona State	20	14	182	2
O29	@UCLA	25	16	272	2
N5	@Stanford	31	20	322	1
N12	Oregon State	28	15	166	1
N19	Washington	21	9	148	1
D25	Houston !	36	19	306	1
TOTALS		338	218	3,097	24

DREW BLEDSOE		1992			
Date	Opponent	ATT	COMP	YDS	TD
S5	Montana	66	37	413	3
S12	@Arizona	43	22	270	2
S26	@Fresno State	43	21	323	2
O3	Temple	22	16	214	1
O10	@Oregon State	27	15	248	2
O17	UCLA	25	9	108	1
O24	@USC	37	24	358	2
O31	Oregon	25	11	165	1
N7	Arizona State	42	22	267	2
N14	@Stanford	26	16	145	0
N21	Washington	30	18	259	2
D29	Utah @	46	30	476	2
TOTALS		432	241	3,246	20

RYAN LEAF		1997			
Date	Opponent	ATT	COMP	YDS	TD
A30	UCLA	30	17	381	3
S13	@USC	40	21	355	3
S20	@Illinois	36	21	302	4
S27	Boise State	30	17	289	3
O4	@Oregon	27	16	226	1
O18	California	21	13	332	5
O25	Arizona	46	23	384	3
N1	@Arizona State	49	24	447	3
N8	SW Louisiana	21	13	305	4
N15	Stanford	37	23	258	2
N22	@Washington	38	22	358	2
1/1/98	Michigan#	35	17	331	1
TOTALS		410	227	3,968	34

JASON GESSER		2001			
Date	Opponent	ATT	COMP	YDS	TD
A30	@ Idaho	26	15	246	3
S8	@ Boise State	27	18	252	3
S22	CALIFORNIA	41	19	432	4
S29	@ Arizona	31	17	283	2
O6	OREGON STATE	22	12	93	2
O13	@ Stanford	28	15	178	2
O18	MONTANA STATE	35	22	374	3
O27	OREGON	37	17	249	1
N3	UCLA	36	16	187	1
N10	@ Arizona State	18	11	208	2
N17	Washington	34	22	227	2
D31	Purdue %	40	15	281	1
TOTALS		375	199	3,010	26

JASON GESSER		2002			
Date	Opponent	ATT	COMP	YDS	TD
A31	Nevada (Seattle)	29	17	242	1
S7	Idaho	16	12	220	3
S14	@Ohio State	44	25	247	1
S21	Montana State	15	10	142	2
S28	@California	44	28	431	4
O5	USC	44	23	315	2
O12	@Stanford	23	17	297	3
O26	@Arizona	35	20	275	1
N2	Arizona State	32	18	250	3
N9	Oregon	38	20	277	4
N23	Washington	24	14	226	1
D7	@UCLA	24	15	247	2
1/1/03	Oklahoma#	34	17	239	1
TOTALS		402	236	3,408	28

ALEX BRINK		2007			
Date	Opponent	ATT	COMP	YDS	TD
S2	@Wisconsin	27	17	171	1
S9	San Diego State	47	38	469	5
S16	Idaho	36	26	307	4
S23	@USC	31	17	165	2
S30	@Arizona	56	35	347	3
O7	Arizona State	50	27	369	2
O14	@Oregon	33	15	251	1
O21	UCLA	46	28	271	1
O28	@California	45	22	306	1
N4	Stanford	47	32	449	1
N11	Oregon State	45	21	314	0
N18	@Washington	40	27	399	5
TOTALS		503	305	3,818	26


- Rose Bowl @ - Copper Bowl % - Sun Bowl
! - Aloha Bowl




Timm Rosenbach



Drew Bledsoe



Ryan Leaf



Jason Gesser



Alex Brink



Passing - Yearly Leaders

YEAR	NAME	G/GS	PA	PC	PI	YDS	PCT	TD	LG	YDS/G
2011	Marshall Lobbestael	11/8	341	208	8	2584	.610	19	80	234.9
2010	Jeff Tuel	12/12	366	219	12	2780	.598	18	83	231.7
2009	Marshall Lobbestael	9/3	144	67	8	655	.465	3	64	72.8
2008	Kevin Lopina	9/8	153	87	11	841	.569	0	48	93.4
2007	Alex Brink	12/12	503	305	15	3818	.606	26	67	318.2
2006	Alex Brink	12/12	396	241	10	2899	.609	19	91	241.6
2005	Alex Brink	11/5	358	205	13	2891	.573	24	80	262.8
2004	Alex Brink	11/5	194	97	5	1305	.500	7	60	118.6
2003	Matt Kegel	13/13	394	218	15	2947	.553	21	84	226.7
2002	Jason Gesser	13/13	402	236	13	3408	.587	28	67	262.15
2001	Jason Gesser	12/12	375	199	13	3010	.531	26	72	250.83
2000	Jason Gesser	9/9	246	128	10	1967	.520	16	68	218.56
1999	Steve Birnbaum	11/11	307	174	5	2022	.567	11	59	183.82
1998	Steve Birnbaum	10/8	235	114	11	1677	.485	6	97	167.70
1997	Ryan Leaf	12/12	410	227	11	3968	.554	34	80	330.67
1996	Ryan Leaf	11/11	373	194	12	2811	.520	21	68	255.55
1995	Chad Davis	9/0	301	174	8	1868	.578	12	51	207.56
1994	Chad Davis	12/12	339	197	6	2299	.581	10	85	191.58
1993	Mike Pattinson	7/7	200	110	7	1430	.550	10	69	204.29
1992	Drew Bledsoe	12/12	432	241	15	3246	.558	20	87	270.50
1991	Drew Bledsoe	11/11	358	199	15	2741	.556	17	67	249.18
1990	Drew Bledsoe	7/5	189	92	4	1368	.487	9	63	195.43
1989	Aaron Garcia	10/6	189	115	11	1591	.608	11	77	159.10
1988	Timm Rosenbach	12/12	338	218	11	3097	.645	24	81	258.08
1987	Timm Rosenbach	11/11	390	222	24	2446	.569	11	79	222.36
1986	Ed Blount	11/10	227	117	11	1882	.515	11	80	171.09
1985	Mark Rypien	11/11	273	159	12	2174	.582	14	82	197.64
1984	Mark Rypien	11/11	271	134	15	1927	.494	14	70	175.18
1983	Ricky Turner	11/9	172	100	5	1351	.581	8	61	122.82
1982	Clete Casper	11/10	184	91	9	1072	.495	5	60	97.45
1981	Clete Casper	12/12	156	84	8	1008	.538	1	43	90.67
1980	Samoa Samoa	11/10	200	105	11	1668	.525	9	69	151.64
1979	Steve Grant	11/11	224	120	9	1565	.536	9	42	142.27
1978	Jack Thompson	11/11	348	175	20	2333	.503	17	80	212.09
1977	Jack Thompson	11/11	329	192	13	2372	.584	13	61	215.64
1976	Jack Thompson	11/8	355	208	14	2762	.586	20	50	251.09
1975	John Hopkins	10	146	81	11	1022	.555	3	50	102.20
1974	John Hopkins	6	82	45	6	522	.549	4	55	87.00
1973	Chuck Peck	10	145	76	8	1023	.524	4		102.30
1972	Ty Paine	11	241	111	11	1349	.461	7		122.64
1971	Ty Paine	11	217	91	19	1206	.419	5		109.64
1970	Ty Paine		267	123	24	1581	.461	3		
1969	Jack Wigmore		149	65	6	876	.436	4		
1968	Jerry Henderson		246	137	17	1586	.557	4		
1967	Jerry Henderson		144	67	17	836	.465	4		
1966	Jerry Henderson		174	95	13	989	.546	2		
1965	Tom Roth		190	98	14	1257	.516	5		
1964	Dave Peterson		77	36	2	478	.468	1		
1963	Dave Mathieson		175	85	10	859	.486	4		
1962	Dave Mathieson		198	104	8	1492	.525	12		
1961	Mel Melin		134	66	8	814	.493	7		
1962	Mel Melin		221	119	13	1638	.538	11		
1959	Mel Melin		98	41	7	526	.418	3		
1958	Bob Newman		79	51	6	541	.646	6		
1957	Bob Newman		188	104	13	1391	.553	13		
1956	Bob Newman		170	91	8	1240	.535	8		
1955	Bob Iverson		95	49	9	568	.516	1		
1954	Bob Iverson		98	45	12	496	.459	3		
1953	Wayne Berry		51	25	6	389	.490	3		
1952	Bob Burkhart		93	42	9	732	.452	8		
1951	Bob Burkhart		145	70	12	1153	.483	15		
1950	Bob Gambold		96	49	7	705	.510	5		
1949	Bob Gambold		99	36	14	729	.364	8		
1948	Frank Mataya		94	46	9	644	.489	6		

RUSHING

RUSHING ATTEMPTS

- 308 Jerome Harrison, 2005
- 264 Shaumbe Wright-Fair, 1992
- 260 Steve Broussard, 1989
- 258 Rueben Mayes, 1984
- 242 Michael Black, 1997
- 228 Rueben Mayes, 1985
- 224 Jonathan Smith, 2003
- 222 Steve Broussard, 1988
- 218 Rich Swinton, 1988
- 215 Kevin Brown, 1998

FRESHMAN RECORD (Since 1972)
209; Deon Burnett, 1999

SOPHOMORE RECORD
218; Rich Swinton, 1988

JUNIOR RECORD
258; Rueben Mayes, 1984

SENIOR RECORD
308; Jerome Harrison, 2005

NET RUSHING YARDS (1000+)

- 1,900 Jerome Harrison, 2005
- 1,637 Rueben Mayes, 1984
- 1,330 Shaumbe Wright-Fair, 1992
- 1,280 Steve Broussard, 1988
- 1,237 Steve Broussard, 1989
- 1,236 Rueben Mayes, 1985
- 1,189 Bernard Jackson, 1971
- 1,181 Michael Black, 1997
- 1,059 Andrew Jones, 1973
- 1,046 Kevin Brown, 1998
- 1,018 Rich Swinton, 1988
- 1,000 Kerry Porter, 1983

FRESHMAN RECORD (Since 1972)
974; Deon Burnett, 1999

SOPHOMORE RECORD
1,046; Kevin Brown, 1998

JUNIOR RECORD
1,637; Rueben Mayes, 1984

SENIOR RECORD
1,900; Jerome Harrison, 2005

AVERAGE/ATTEMPT (Min. 100)

- 6.72 Bernard Jackson, 1971 (177/1,189)
- 6.34 Rueben Mayes, 1984 (258/1,632)
- 6.17 Jerome Harrison, 2005 (308/1,900)
- 6.08 Ken Grandberry, 1971 (103/626)
- 5.86 Talmadge Washington, 1954 (105/634)
- 5.78 Tim Harris, 1981 (161/931)
- 5.77 Steve Broussard, 1988 (222/1,280)
- 5.60 Ron Cheatham, 1974 (110/616)
- 5.53 Jermaine Green, 2002 (150/829)
- 5.52 Tali Ena, 1978 (132/728)

FRESHMAN RECORD
(Research ongoing)

SOPHOMORE RECORD
6.08 (103/626); Ken Grandberry, 1971

JUNIOR RECORD
6.34 (258/1,632); Rueben Mayes, 1984

SENIOR RECORD
6.72 (177/1,189); Bernard Jackson, 1971

TOUCHDOWNS

- 16 Jerome Harrison, 2005
- 13 Steve Broussard, 1989
- 13 Shaumbe Wright-Fair, 1992
- 12 Deon Burnett, 1999
- 11 Bob Kennedy, 1941
- 11 Bernard Jackson, 1971
- 11 Ken Grandberry, 1972
- 11 Samoa Samoa, 1980
- 11 Rueben Mayes, 1984
- 11 Steve Broussard, 1988
- 11 Michael Black, 1997

FRESHMAN RECORD (Since 1972)
12; Deon Burnett, 1999

SOPHOMORE RECORD
(Research ongoing)

JUNIOR RECORD
11; Bob Kennedy, 1941

SENIOR RECORD
16; Jerome Harrison, 2005

Superlatives

100-YARD GAMES

- | | | | |
|-----|----|---------------------|------|
| 1. | 11 | Jerome Harrison | 2005 |
| 2. | 8 | Steve Broussard | 1988 |
| | 8 | Shaumbe Wright-Fair | 1992 |
| 4. | 7 | Kerry Porter | 1983 |
| | 7 | Rueben Mayes | 1984 |
| | 7 | Michael Black | 1997 |
| 7. | 6 | Rich Swinton | 1988 |
| | 6 | Steve Broussard | 1989 |
| | 6 | Kevin Brown | 1998 |
| 10. | 5 | Bernard Jackson | 1971 |
| | 5 | Ken Grandberry | 1972 |
| | 5 | Andrew Jones | 1973 |
| | 5 | Rueben Mayes | 1985 |
| | 5 | Shaumbe Wright-Fair | 1991 |

CONSECUTIVE 100-YARD GAMES

- | | | | |
|----|----|---------------------|------|
| 1. | 11 | Jerome Harrison | 2005 |
| 2. | 6 | Kerry Porter | 1983 |
| | 6 | Rueben Mayes | 1984 |
| | 6 | Steve Broussard | 1988 |
| 5. | 5 | Rich Swinton | 1988 |
| 6. | 4 | Ken Grandberry | 1972 |
| | 4 | Andrew Jones | 1973 |
| | 4 | Rueben Mayes | 1985 |
| | 4 | Shaumbe Wright-Fair | 1991 |
| | 4 | Shaumbe Wright-Fair | 1992 |
| | 4 | Deon Burnett | 1999 |



1,000-Yard Rushers



BERNARD JACKSON		1971		
Date	Opponent	ATT	YDS	TD
S11	@Kansas	6	23	0
S18	Arizona	22	167	1
S25	@Minnesota	14	92	1
O2	@Utah	15	130	1
O9	UCLA	22	149	2
O16	California	17	83	2
O23	@Stanford	24	141	2
O30	Oregon	21	261	2
N6	@USC	11	56	0
N13	@Oregon St.	12	76	2
N20	@Washington	13	11	0
TOTALS		177	1,189	13



RUEBEN MAYES		1985		
Date	Opponent	ATT	YDS	TD
8/31	Oregon	17	81	1
S7	California	18	78	1
S14	@Arizona	22	94	0
S21	@Utah	26	131	1
S28	@Ohio State	10	84	0
O12	@Oregon State	16	67	1
O19	UCLA	10	42	2
O26	Arizona State	32	158	0
N2	@USC	27	177	0
N16	Montana State	21	157	4
N23	@Washington	29	167	0
TOTALS		228	1,236	10




ANDREW JONES		1973		
Date	Opponent	ATT	YDS	TD
S15	@Kansas	15	46	0
S22	@Arizona State	11	26	0
S29	Idaho	13	93	2
O6	@Ohio State	17	64	0
O13	@USC	15	63	2
O20	UCLA	24	124	0
O27	@Stanford	9	63	0
N3	Oregon	32	137	1
N10	@Oregon State	22	149	0
N17	California	26	138	1
N24	@Washington	24	139	3
TOTALS		208	1,042	9




STEVE BROUSSARD		1988		
Date	Opponent	ATT	YDS	TD
S3	@Illinois	27	173	2
S10	@Minnesota	26	150	2
S17	Oregon State	24	125	1
O1	@Tennessee	18	133	1
O8	California	19	190	2
O15	@Arizona	23	125	1
O22	Arizona State	8	35	0
O29	@UCLA	DNP - Inj.		
N5	@Stanford	6	12	1
N12	Oregon State	21	134	1
N19	Washington	17	64	0
D25	Houston&	33	139	0
TOTALS		222	1,280	11



KERRY PORTER		1983		
Date	Opponent	ATT	YDS	TD
S3	Montana State	12	28	0
S10	@Michigan	2	4	0
S17	Arizona	3	19	0
S24	UNLV (@Spokane)	16	136	2
O8	@USC	5	13	1
O15	UCLA	28	135	0
O22	@Arizona State	19	132	2
O29	Oregon	24	106	0
N5	@Oregon State	25	131	2
N12	California	31	127	1
N19	@Washington	30	169	0
TOTALS		195	1,000	8



RICH SWINTON		1988		
Date	Opponent	ATT	YDS	TD
S3	@Illinois	16	116	0
S10	@Minnesota	12	63	0
S17	Oregon	5	3	0
O1	@Tennessee	7	56	0
O8	California	8	26	0
O15	@Arizona	6	21	0
O22	Arizona State	34	193	1
O29	@UCLA	27	117	2
N5	@Stanford	34	122	0
N12	Oregon State	28	108	1
N19	Washington	31	155	2
TOTALS		218	1,018	6



RUEBEN MAYES		1984		
Date	Opponent	ATT	YDS	TD
S1	@Tennessee	21	62	0
S8	Utah	13	97	1
S15	@Ohio State	14	83	0
S22	Ball State	29	201	1
O6	USC	11	46	0
O13	@UCLA	22	156	1
O20	@Stanford	29	216	4
O27	@Oregon	39	357	3
N3	Oregon State	31	141	0
N10	@California	23	113	1
N17	Washington	26	165	0
TOTALS		258	1,637	11



STEVE BROUSSARD		1989		
Date	Opponent	ATT	YDS	TD
S2	Idaho	23	115	1
S9	@BYU	19	36	3
S16	Oregon State	27	147	0
S23	@Wyoming	6	23	0
S30	USC	17	25	0
O7	@Oregon	41	205	3
O14	Stanford	26	153	2
O21	Arizona	21	96	0
O28	@Arizona State	20	97	2
N11	@California	31	187	2
N18	@Washington	29	153	0
TOTALS		260	1,237	13

1,000-Yard Rushers



SHAUMBE WRIGHT-FAIR 1992

Date	Opponent	ATT	YDS	TD
S5	Montana	30	111	0
S12	@Arizona	27	112	0
S26	@Fresno State	25	163	2
O3	Temple	13	114	4
O10	@Oregon State	19	82	1
O17	UCLA	22	108	0
O24	@USC	15	103	0
O31	Oregon	19	93	1
N7	Arizona State	25	33	0
N14	@Stanford	20	94	0
N21	Washington	22	194	3
D29	Utah *	27	123	2
TOTALS		264	1,330	13



KEVIN BROWN 1998

Date	Opponent	ATT	YDS	TD
S5	Illinois	17	111	0
S12	@Boise State	9	0	0
S19	Idaho	12	47	0
S26	@California	15	80	0
O3	@UCLA	21	109	1
O10	Oregon	16	100	1
O17	USC	19	33	0
O31	Arizona State	24	153	1
N 7	@Arizona	23	126	0
N14	@Stanford	37	202	1
N21	Washington	22	85	0
TOTALS		215	1,046	4



MICHAEL BLACK 1997

Date	Opponent	ATT	YDS	TD
8/30	UCLA	27	102	1
S13	@USC	20	62	1
S20	@Illinois	19	112	0
S27	Boise State	17	141	1
O4	@Oregon	24	114	2
O18	California	9	86	2
O25	Arizona	29	116	0
N1	@Arizona State	14	28	0
N8	US Louisiana	12	53	2
N15	Stanford	27	173	1
N22	@Washington	37	170	1
N1	Rose Bowl	7	24	0
TOTALS		242	1,181	11



JEROME HARRISON 2005

Date	Opponent	ATT	YDS	TD
S1	Idaho	24	165	2
S9	@Nevada	18	121	0
S17	Grambling St.	23	113	3
O1	@Oregon State	31	124	3
O8	Stanford	29	218	1
O15	UCLA	34	260	2
O22	@California	26	162	0
O29	@USC	21	147	1
N5	Arizona State	38	240	2
N12	Oregon	28	143	1
N19	@Washington	36	207	1
TOTALS		308	1,900	16

& - Aloha Bowl * - Copper Bowl



Rushing - Yearly Leaders

YEAR	NAME	G/GS	TC	YG	YL	NYG	AVG	TD	LG	YDS/G
2011	Rickey Galvin	12	114	619	17	602	5.3	5	48	50.2
2010	James Montgomery	11	122	536	58	478	3.9	5	70	43.5
2009	Dwight Tardy	12/11	107	457	40	417	3.9	2	37	34.8
2008	Dwight Tardy	11/8	133	544	63	481	3.6	3	25	43.7
2007	Dwight Tardy	8/8	143	699	23	676	4.7	6	51	84.5
2006	Dwight Tardy	12/10	145	713	46	667	4.6	4	46	55.6
2005	Jerome Harrison	11/11	308	1996	96	1900	6.2	16	80	172.7
2004	Jerome Harrison	11/5	174	967	67	900	5.2	9	56	81.8
2003	Jonathon Smith	13/	224	1023	62	961	4.3	10	49	73.9
2002	Jermaine Green	13/5	150	862	33	829	5.53	9	80	63.77
2001	Dave Minnich	9/7	192	851	36	815	4.24	6	38	90.56
2000	Dave Minnich	11/4	165	792	38	754	4.57	4	36	68.55
1999	Deon Burnett	12/10	209	1059	85	974	4.66	12	73	81.17
1998	Kevin Brown	11	215	1137	91	1046	4.87	4	55	95.01
1997	Michael Black	12	242	1259	78	1181	4.88	11	44	98.42
1996	Michael Black	10	182	1004	56	948	5.21	8	58	94.80
1995	Frank Madu	11	173	945	75	870	5.03	6	87	79.01
1994	Frank Madu	10	143	535	41	494	3.45	1	21	49.40
1993	Kevin Hicks	10	128	534	37	497	3.88	3	48	49.70
1992	Shaumbe Wright-Fair	12	264	1381	51	1330	5.04	13	63	110.83
1991	Shaumbe Wright Fair	10	187	871	28	843	4.51	5	51	84.30
1990	Shaumbe Wright Fair	11	162	767	28	739	4.56	4	42	67.18
1989	Steve Broussard	11	260	1351	114	1237	4.76	13	71	112.45
1988	Steve Broussard	11	222	1314	34	1280	5.77	11	37	116.36
1987	Richard Calvin	11	180	847	25	822	4.57	4	51	74.73
1986	Kerry Porter	11	205	946	25	921	4.49	4	42	83.73
1985	Rueben Mayes	11	228	1249	13	1236	5.42	10	36	112.36
1984	Rueben Mayes	11	258	1674	37	1637	6.34	11	69	148.82
1983	Kerry Porter	11	195	1028	28	1000	5.13	8	68	90.91
1982	Tim Harris	11	147	694	10	684	4.65	3	30	62.18
1981	Tim Harris	12	161	939	8	931	5.78	5	59	77.58
1980	Tim Harris	11	167	848	47	801	4.80	7	29	72.82
1979	Tali Ena	11	158	856	12	844	5.34	6	80	76.73
1978	Tali Ena	10	132	754	26	728	5.52	5	41	72.80
1977	Dan Doornink	10	144	620	29	591	4.10	3	40	59.10
1976	Dan Doornink	11	129	462	40	422	3.27	5	23	38.36
1975	Vaughn Williams		134	665	3	662	4.94	6		
1974	Ron Cheatham		110	653	37	616	5.60	2		
1973	Andrew Jones		207	1095	36	1059	5.12	9		
1972	Ken Grandberry		214	977	144	833	3.89	11		
1971	Bernard Jackson		177	1248	59	1189	6.72	11		
1970	Robert Ewen		142	700	33	667	4.70	1		
1969	Richard Smith		134	518	33	485	3.62	3		
1968	Richard Smith		105	337	11	326	3.10	4		
1967	Mark Williams		114	453	38	415	3.64	3		
1966	Ammon McWashington		94	323	25	298	3.17	0		
1965	Larry Eilmes		180	835	17	818	4.54	6		
1964	"Clancy" Williams		147	870	87	783	5.33	6		
1963	"Clancy" Williams		105	563	40	523	4.98	2		
1962	George Reed		132	540	37	503	3.81	9		
1961	George Reed		131	503	14	489	3.73	8		
1960	Keith Lincoln		121	579	36	543	4.49	4		
1959	Keith Lincoln		124	717	47	670	5.40	5		
1958	Chuck Morrell		133	589	18	571	4.29	2		
1957	Carl Ketchie		84	426	7	419	4.99	2		
1956	Chuck Morrell		121	558	30	528	4.36	3		
1955	Reynaldo Alvarado		72	316	30	286	3.97	0		
1954	"Duke" Washington		105	634	18	616	5.87	3		
1953	Wayne Berry		92	429	41	388	4.22	2		
1952	Al Charlton		115	398	2	396	3.44	0		
1951	Byron Bailey		149	739	44	695	4.66	5		
1950	"Blackie" Bower		109	503	20	483	4.43	4		
1949	Byron Bailey		29	223	13	210	7.24	3		
1948	Jerry Williams		98	494	2	492	5.02	3		
1947	Jerry Williams		110		484	4.40	4			
1942	Bob Kennedy		226	901	88	813	3.60			

Receiving

RECEPTIONS

- 82 Marquess Wilson, 2011
- 72 Nakoa McElrath, 2001
- 70 Michael Bumpus, 2007
- 67 Hugh Campbell, 1960
- 67 Mike Levenseller, 1976
- 67 Brandon Gibson, 2007
- 63 Tim Stallworth, 1988
- 63 C.J. Davis, 1992
- 62 Jason Hill, 2005
- 62 Jared Karstetter, 2010

FRESHMAN RECORD

55; Marquess Wilson, 2010

SOPHOMORE RECORD

82; Marquess Wilson, 2011

JUNIOR RECORD

67; Mike Levenseller, 1976
67; Brandon Gibson, 2007

SENIOR RECORD

72; Nakoa McElrath, 2001

RECEIVING YARDS

- 1,388 Marquess Wilson, 2011
- 1,180 Brandon Gibson, 2007
- 1,163 Nakoa McElrath, 2001
- 1,151 Tim Stallworth, 1988
- 1,124 Mike Levenseller, 1976
- 1,097 Jason Hill, 2005
- 1,024 C.J. Davis, 1992
- 1,007 Jason Hill, 2004
- 1,006 Marquess Wilson, 2010
- 1,005 Chris Jackson, 1997

FRESHMAN RECORD

1,006; Marquess Wilson, 2010

SOPHOMORE RECORD

1,388; Marquess Wilson, 2011

JUNIOR RECORD

1,180; Brandon Gibson, 2007

SENIOR RECORD

1,163; Nakoa McElrath, 2001

RECEIVING AVERAGE (Min. 20 receptions)

- 25.9 Nian Taylor, 1997 (22/570)
- 23.2 Sammy Moore, 2003 (23/532)
- 22.8 Gail Cogdill, 1958 (21/479)
- 22.4 Jason Hill, 2004 (45/1007)
- 21.2 Deron Pointer, 1993 (47/996)
- 20.9 Mike Bush, 2001 (46/959)
- 20.2 Kevin McKenzie, 1996 (31/626)
- 19.5 Marcus Williams, 2000 (33/643)
- 19.4 Kitrick Taylor, 1986 (27/523)
- 19.0 Brock Aynsley, 1970 (21/400)

FRESHMAN RECORD

(Research ongoing)

SOPHOMORE RECORD

22.4 (45/1,007); Jason Hill, 2004

JUNIOR RECORD

25.9 (22/570); Nian Taylor, 1997

SENIOR RECORD

23.2 (23/532); Sammy Moore, 2003

RECEIVING TOUCHDOWNS

- 13 Jason Hill, 2005
- 12 Jason Hill, 2004
- 12 Marquess Wilson, 2011
- 11 Kevin McKenzie, 1997
- 11 Chris Jackson, 1997
- 11 Devard Darling, 2002
- 10 Hugh Campbell, 1960
- 10 Mike Bush, 2001
- 9 Ed Barker, 1951
- 9 Jack Fanning, 1957
- 9 Kitrick Taylor, 1986
- 9 Deron Pointer, 1993
- 9 Nakoa McElrath, 2001
- 9 Brandon Gibson, 2007

FRESHMAN RECORD

6; Phillip Bobo, 1990
6; Marquess Wilson, 2010

SOPHOMORE RECORD

12; Jason Hill, 2004
12; Marquess Wilson, 2011

JUNIOR RECORD

13; Jason Hill, 2005

SENIOR RECORD

11; Kevin McKenzie, 1997
11; Chris Jackson, 1997

Superlatives

100-YARD RECEIVING GAMES

- 7 Mike Levenseller, 1976
- 6 Brandon Gibson, 2007
- 6 Marquess Wilson, 2011
- 5 Tim Stallworth, 1988
- 5 Nakoa McElrath, 2001
- 5 Marquess Wilson, 2010
- 4 Hugh Campbell, 1962
- 4 Mike Levenseller, 1977
- 4 C.J. Davis, 1992
- 4 Jason Hill, 2004
- 3 Ed Barker, 1951
- 3 Phillip Bobo, 1990
- 3 Kevin McKenzie, 1997
- 3 Nian Taylor, 1998
- 3 Jason Hill, 2005
- 3 Brandon Gibson, 2006
- 3 Jared Karstetter, 2011

RECEPTIONS BY A RUNNING BACK

59; Steve Broussard, 1987

RECEPTIONS BY A TIGHT END

52; Jed Collins, 2007

RECEIVING YARDS BY A RUNNING BACK


701; Steve Broussard, 1987

RECEIVING YARDS BY A TIGHT END

(Research ongoing)



1,000-Yard Receivers



MIKE LEVENSELLER		1976		
Date	Opponent	ATT	YDS	TD
S11	@ Kansas	6	111	0
S18	@ Minnesota	4	77	0
S25	@ Wisconsin	8	141	2
O2	Idaho	6	84	2
O9	USC	7	118	0
O16	@ UCLA	5	72	0
O23	Stanford	1	14	0
O30	@ Oregon	5	105	0
N6	Oregon State	10	148	1
N13	@ California	7	139	0
N20	Washington	8	115	3
TOTALS		67	1,124	8



JASON HILL		2004		
Date	Opponent	REC	YDS	TD
S3	@ New Mexico	2	34	0
S11	Colorado/Seattle	6	206	1
S18	Idaho	3	105	3
S25	@ Arizona	4	74	2
O9	Oregon	2	64	2
S16	Stanford	5	115	1
S23	@ Oregon State	1	39	0
S30	USC	5	62	0
N6	@ UCLA	4	98	1
N13	@ Arizona State	9	132	1
N20	Washington	4	78	1
TOTALS		45	1,007	12



TIM STALLWORTH		1988		
Date	Opponent	REC	YDS	TD
S3	@ Illinois	5	53	1
S10	@ Minnesota	9	176	1
S17	Oregon	9	104	0
O1	@ Tennessee	2	86	2
O8	California	3	60	0
O15	@ Arizona	3	31	0
O22	Arizona State	5	88	1
O29	@ UCLA	7	170	2
N5	@ Stanford	5	138	0
N12	Oregon State	5	73	0
N19	Washington	2	52	1
D25	Houston	8	120	0
TOTALS		63	1,151	8



JASON HILL		2005		
Date	Opponent	REC	YDS	TD
S1	Idaho	5	96	2
S9	@ Nevada	5	92	2
S17	Grambling/Seattle	10	143	2
O1	@ Oregon State	8	190	1
O8	Stanford		DNP - INJ	
S15	UCLA	8	65	1
S22	@ California	6	240	3
S29	@ USC	6	49	0
N5	Arizona State	4	92	1
N12	Oregon	5	81	1
N19	@ Washington	5	49	0
TOTALS		62	1,097	13



C.J. DAVIS		1992		
Date	Opponent	REC	YDS	TD
S5	Montana	7	95	0
S12	@ Arizona	4	65	0
S26	@ Fresno State	8	125	2
O3	Temple	4	104	1
O10	@ Oregon State	5	121	1
O17	UCLA	4	83	0
O24	@ USC	6	86	0
O31	Oregon	2	5	0
N7	Arizona State	6	92	1
N14	@ Stanford	2	21	0
N21	Washington	7	93	0
D29	Utah !	8	134	0
TOTALS		63	1,024	5



BRANDON GIBSON		2007		
Date	Opponent	REC	YDS	TD
S2	@ Wisconsin	6	82	1
S9	SDSU/Seattle	7	116	2
S16	Idaho	7	81	1
S23	@ USC	3	81	0
S30	@ Arizona	11	127	1
O7	ASU	5	80	1
O14	@ Oregon		DNP - INJ	
O21	UCLA	6	52	1
O28	@ California	4	136	0
N4	Stanford	7	153	0
N11	Oregon State	5	135	0
N18	@ Washington	6	137	2
TOTALS		67	1,180	9



CHRIS JACKSON		1997		
Date	Opponent	REC	YDS	TD
A29	UCLA	1	78	1
S13	@ USC	2	53	0
S20	@ Illinois	4	46	1
S27	Boise State	2	18	1
O4	@ Oregon	6	109	0
O18	California	5	111	2
O25	Arizona	6	76	0
N1	@ Arizona State	4	73	1
N8	SW Louisiana	3	59	1
N15	Stanford	8	108	2
N22	@ Washington	8	185	2
Jan. 1	Michigan#	5	89	0
TOTALS		54	1,005	11



MARQUESS WILSON		2010		
Date	Opponent	REC	YDS	TD
S4	@ Oklahoma St	4	108	1
S11	Montana St	3	39	0
S18	@ SMU	6	134	1
S25	USC	7	59	0
O2	@ UCLA	5	118	0
O9	Oregon	4	57	0
O15	Arizona	6	131	1
O23	@ Stanford	6	150	1
O30	@ Arizona State	5	89	0
N6	California	4	50	0
N13	@ Oregon State	1	33	1
D4	Washington	4	38	1
TOTALS		55	1,006	6



NAKOIA McELRATH		2001		
Date	Opponent	REC	YDS	TD
A30	@ Idaho	10	141	2
S8	@ Boise State	8	210	3
S22	California	9	163	2
S29	@ Arizona	2	24	0
O6	Oregon State	5	60	1
O13	@ Stanford	5	35	0
O18	Montana State	8	154	0
O27	Oregon	7	87	0
N3	UCLA	6	62	0
N10	@ Arizona State	2	13	0
N17	Washington	5	98	1
D31	Purdue\$	5	116	0
TOTALS		72	1,163	9



MARQUESS WILSON		2011		
Date	Opponent	REC	YDS	TD
S3	Idaho State	4	91	1
S10	UNLV	5	102	1
S17	@ SDSU	6	236	2
O1	@ Colorado	6	121	1
O8	@ UCLA	10	88	0
O15	Stanford	5	50	0
O22	Oregon St. (Sea.)	5	75	1
O29	@ Oregon	11	126	0
N5	@ California	7	85	0
N12	Arizona State	8	223	3
N19	Utah	8	83	1
N26	@ Washington	7	108	2
TOTALS		82	1388	12

!-Copper Bowl; #-Rose Bowl; \$-Sun Bowl

Receiving - Yearly Leaders

YEAR	NAME	G/GS	PC	YDS	AVG	TD	LG	YDS/G
2011	Marquess Wilson	12/12	82	1388	16.9	12	85	115.7
2010	Marquess Wilson	12/12	55	1006	18.3	6	83	83.8
2009	Jared Karstetter	12/12	38	540	14.2	6	64	45.0
2008	Brandon Gibson	13/13	57	673	11.8	2	43	51.8
2007	Michael Bumpus	12/12	70	789	11.3	4	30	65.8
2006	Michael Bumpus	11/10	60	558	9.3	1	37	50.7
2005	Jason Hill	10/10	62	1097	17.7	13	80	109.7
2004	Jason Hill	11/11	45	1007	22.4	12	76	91.5
2003	Devard Darling	13/13	50	830	16.6	7	84	63.8
2002	Jerome Riley	11/	57	929	16.5	7	45	85.45
2001	Nakoa McElrath	12/11	72	1163	16.2	9	71	96.92
2000	Milton Wynn	11/11	52	964	18.5	5	57	87.64
1999	Nian Taylor	12/11	51	627	12.3	3	59	52.25
1998	Leaford Hackett	10/10	54	680	12.6	4	75	68.00
1997	Kevin McKenzie	12/12	55	911	16.6	11	80	75.92
1996	Chad Carpenter	11/11	47	623	13.3	8	41	56.64
1995	Jay Dumas	11/11	50	463	9.3	1	21	42.09
1994	Jay Dumas	12/12	41	402	9.8	1	40	33.50
1993	Brett Carolan	11/11	49	591	12.1	0	23	53.73
1992	C.J. Davis	12/12	63	1024	16.3	5	58	85.33
1991	Phillip Bobo	11/11	54	759	14.1	6	52	69.00
1990	Phillip Bobo	11/11	51	758	14.9	6	63	68.91
1989	Steve Broussard	11/11	39	326	8.4	3	66	29.64
1988	Tim Stallworth	12/12	63	1151	18.3	8	81	95.92
1987	Steve Broussard	11/11	59	701	11.9	3	79	63.73
1986	Michael James	11/11	33	481	14.6	1	41	43.73
1985	Rick Chase	11/11	37	411	11.11	2	32	37.36
1984	John Marshall	11/10	34	534	15.71	6	70	48.55
1983	John Marshall	11/8	21	328	15.6	2	45	29.82
1982	Mike Peterson	11	26	440	16.9	2	45	40.00
1981	Jeff Keller	12	39	535	13.7	0	29	44.58
1980	Pat Beach	10	20	318	15.9	3	49	31.80
1979	Jim Whatley	11	31	513	16.5	4	42	46.64
1978	Tali Ena	11	42	409	9.7	3	58	37.18
1977	Brian Kelly	11	44	675	15.3	8	53	61.36
1976	Mike Levenseller	11	67	1124	16.8	8	50	102.18
1975	Brian Kelly	11	28	371	13.3	1	50	33.73
1974	Carl Barschig		32	423	13.2	3		
1973	Fritz Brayton		23	175	7.6	2		
1972	Ken Grandberry		28	273	9.7	1		
1971	Ike Nelson		23	349	15.2	1		
1970	Ed Armstrong		33	488	14.8	1		
1969	Fred Moore		31	523	16.9	2		
1968	Ron Souza		33	343	10.3	0		
1967	Doug Flansburg		39	461	11.8	3		
1966	Doug Flansburg		54	613	11.3	1		
1965	Doug Flansburg		46	578	12.6	2		
1964	"Clancy" Williams		17	210	12.4	0		
1963	R. Gerald Shaw		32	309	9.6	1		
1962	Hugh Campbell		57	848	14.9	7		
1961	Hugh Campbell		53	723	13.6	5		
1960	Hugh Campbell		66	881	13.4	10		
1959	Gail Cogdill		28	531	19.0	5		
1958	Gail Cogdill		21	479	22.8	6		
1957	Don Ellingson		45	559	12.4	3		
1956	Bill Steiger		39	607	15.6	5		
1955	Arnie Pelluer		17	215	12.6	1		
1954	Russ Quackenbush		19	270	14.2	2		
1953	Russ Quackenbush		12	137	11.4	0		
1952	Ed Barker		37	504	13.6	4		
1951	Ed Barker		46	864	18.8	9		
1950	Ed Barker		25	331	13.2	3		
1949	Don Paul		17	352	20.7	7		
1948	Fran Polsfoot		25	418	16.7	4		



Total Offense / All-Purpose

TOTAL OFFENSE

- 3,920 Ryan Leaf, 1997 (492 plays)
- 3,852 Alex Brink, 2007 (566)
- 3,433 Timm Rosenbach, 1988 (467)
- 3,292 Jason Gesser, 2002 (456)
- 3,185 Drew Bledsoe, 1992 (516)
- 3,111 Jason Gesser, 2001 (461)
- 2,997 Alex Brink, 2005 (414)
- 2,984 Jeff Tuel, 2010 (500)**
- 2,907 Alex Brink, 2006 (474)
- 2,898 Matt Kegel, 2003 (452)

FRESHMAN RECORD

(Research ongoing)

SOPHOMORE RECORD

2,997; Alex Brink, 2005

JUNIOR RECORD

3,920; Ryan Leaf, 1997

SENIOR RECORD

3,852; Alex Brink, 2007

TOTAL PLAYS

- 566 Alex Brink, 2007
- 528 Timm Rosenbach, 1987
- 516 Drew Bledsoe, 1992
- 500 Jeff Tuel, 2010
- 492 Ryan Leaf, 1997
- 474 Alex Brink, 2006
- 467 Timm Rosenbach, 1988
- 462 Drew Bledsoe, 1991
- 461 Jason Gesser, 2001
- 456 Jason Gesser, 2002

FRESHMAN RECORD

(Research ongoing)

SOPHOMORE RECORD

528; Timm Rosenbach, 1987

JUNIOR RECORD

516; Drew Bledsoe, 1992

SENIOR RECORD

566; Alex Brink, 2007

AVERAGE/PLAY (Min. 100 plays)

- 8.55 Connor Halliday, 2011 (109/932)**
- 7.97 Ryan Leaf, 1997 (492/3,920)
- 7.35 Timm Rosenbach, 1988 (467/3,433)
- 7.24 Alex Brink, 2005 (414/2,997)
- 7.22 Jason Gesser, 2002 (456/3,292)
- 7.07 Brad Gossen, 1989 (194/1,371)
- 6.93 Mark Rypien, 1985 (2,417)
- 6.81 Alex Brink, 2007 (566/3,852)
- 6.75 Jason Gesser, 2001 (461/3,111)
- 6.72 Bernard Jackson, 1971 (177/1,189)
- 6.63 Aaron Garcia, 1989 (241/1,599)
- 6.63 Jason Gesser, 2000 (304/2,014)

FRESHMAN RECORD

8.55 (109/932); Connor Halliday, 2011
6.63 (241/1,599); Aaron Garcia, 1989

SOPHOMORE RECORD

7.24 (414/2,997); Alex Brink, 2005

JUNIOR RECORD

7.97 (492/3,920); Ryan Leaf, 1997

SENIOR RECORD

7.22 (456/3,292); Jason Gesser, 2002

TOUCHDOWNS

- 17 Steve Broussard, 1989
- 17 Jerome Harrison, 2005
- 14 Bernard Jackson, 1971
- 13 Shaumbe Wright-Fair, 1992
- 13 Jason Hill, 2005
- 12 Ken Grandberry, 1972
- 12 Rueben Mayes, 1984
- 12 Steve Broussard, 1988
- 12 Michael Black, 1997
- 12 Deon Burnett, 1999
- 12 Devard Darling, 2002
- 12 Jason Hill, 2004
- 12 Marquess Wilson, 2011**

FRESHMAN RECORD

12; Deon Burnett, 1999

SOPHOMORE RECORD

12; Devard Darling, 2002
12; Jason Hill, 2004
12; Marquess Wilson, 2011

JUNIOR RECORD

13; Jason Hill, 2005

SENIOR RECORD

17; Steve Broussard, 1989

TOTAL POINTS

- 116 Drew Dunning, 2003
- 113 Drew Dunning, 2002
- 104 Steve Broussard, 1989
- 102 Jerome Harrison, 2005
- 101 Drew Dunning, 2001
- 99 Jason Hanson, 1989
- 93 Rian Lindell, 1997
- 91 Jason Hanson, 1988
- 84 Bernard Jackson, 1971
- 81 Andrew Furney, 2011**

FRESHMAN RECORD

91; Jason Hanson, 1988 (kicker)

SOPHOMORE RECORD

101; Drew Dunning, 2001 (kicker)
76; Hugh Campbell, 1960 (non-kicker)

JUNIOR RECORD

113; Drew Dunning, 2002 (kicker)

SENIOR RECORD

116; Drew Dunning, 2003 (kicker)
104; Steve Broussard, 1989 (non-kicker)

TOUCHDOWNS RESPONSIBLE FOR

- 40 Ryan Leaf, 1997
- 34 Timm Rosenbach, 1988
- 28 Jason Gesser, 2001
- 28 Jason Gesser, 2002
- 27 Ryan Leaf, 1996
- 26 Alex Brink, 2005
- 26 Alex Brink, 2007
- 24 Drew Bledsoe, 1992
- 22 Jack Thompson, 1976
- 22 Matt Kegel, 2003

FRESHMAN RECORD

(Research ongoing)

SOPHOMORE RECORD

26; Alex Brink, 2005

JUNIOR RECORD

40; Ryan Leaf, 1997

SENIOR RECORD

28; Jason Gesser, 2002

ALL-PURPOSE YARDS (1,000+)

- (Rushing, Receiving, Returns, since 1980)
- 2,118 B. Jackson, 1971 (1,189-185-0-744-0)
 - 2,113 Jerome Harrison, 2005 (1,900-206-0-7-0)
 - 1,790 S. Broussard, 1989 (1,237-326-0-227-0)
 - 1,768 Rueben Mayes, 1984 (1,637-113-0-18-0)
 - 1,653 Sammy Moore, 2003 (0-533-405-715-0)
 - 1,604 Isiah Barton, 2011 (8-638-0-958-0)**
 - 1,533 S. Broussard, 1988 (1,280-152-0-101-0)
 - 1,501 S. Wright-Fair, 1992 (1,330-171-0-0-0)
 - 1,488 Rueben Mayes, 1985 (1,236-252-0-0-0)
 - 1,442 C. Williams, 1964 (783-210-108-341-0)
 - 1,419 Jonathan Smith, 2003 (961-349-0-109-0)
 - 1,398 Marquess Wilson, 2011 (10-1,388-0-0-0)**
 - 1,358 Michael Black, 1997 (1,181-177-0-0-0)
 - 1,356 Bernard Jackson, 1970 (590-268-498-0-0)
 - 1,269 Richard Calvin, 1987 (822-246-0-201-0)
 - 1,236 Deron Pointer, 1993 (0-996-0-240-0)
 - 1,218 Chantz Staden, 2008 (141-56-51-970-0)
 - 1,212 Brandon Gibson, 2007 (0-1180-0-32-0)
 - 1,208 Jerry Williams, 1948 (494-266-NR-448)
 - 1,199 Nakoia McElrath, 2001 (36-1,163-0-0-0)
 - 1,194 Deon Burnett, 1999 (974-220-0-0-0)
 - 1,180 Tim Stallworth, 1988 (0-1,151-0-29-0)
 - 1,179 Andrew Jones, 1973 (1,059-29-0-91-0)
 - 1,166 Rich Swinton, 1988 (1,018-104-0-44-0)
 - 1,154 Jerome Harrison, 2004 (900-69-13-172-0)
 - 1,137 Tali Ena, 1978 (728-409-0-0-0)
 - 1,124 Mike Levenseller, 1976 (0-1,124-0-0-0)
 - 1,120 Kevin Brown, 1998 (1,046-74-0-0-0)
 - 1,117 Michael Black, 1996 (948-169-0-0-0)
 - 1,106 Ken Grandberry, 1972 (833-273-0-0-0)
 - 1,093 Jason Hill, 2005 (-4-1,097-0-0-0)
 - 1,086 Keith Lincoln, 1959 (670-36-157-223)
 - 1,076 Charles Dillion, 2007 (0-407-19-650-0)
 - 1,074 Kerry Porter, 1983 (1,000-74-0-0-0)
 - 1,057 K. McKenzie, 1997 (-7-911-25-128-0)
 - 1,055 Don Paul, 1949 (332-352-206-195)
 - 1,049 Steve Broussard, 1987 (254-701-0-74-0)
 - 1,041 S. Wright-Fair, 1991 (843-198-0-0-0)
 - 1,040 Jerome Riley, 2002 (67-939-0-0-0)
 - 1,024 C. J. Davis, 1992 (0-1,024-0-0-0)
 - 1,013 Tim Harris, 1981 (931-71-0-11-0)
 - 1,007 Jason Hill, 2004 (0-1,007-0-0-0)
 - 1,006 Marquess Wilson, 2010 (0-1,006-0-0-0)
 - 1,005 Chris Jackson, 1997 (0-1,005-0-0-0)

FRESHMAN RECORD

1,194; Deon Burnett, 1999

SOPHOMORE RECORD

1,398; Marquess Wilson, 2011

JUNIOR RECORD

1,768; Rueben Mayes, 1984

SENIOR RECORD

2,118; Bernard Jackson, 1971

Total Offense - Yearly Leaders

YEAR	NAME	G/GS	PLAYS	RUSH	PASS	T-OFF	YDS/PLAY	YDS/GAME	TDR
2011	Marshall Lobbestael	11/8	383	-103	2584	2481	6.48	225.5	20
2010	Jeff Tuel	12/12	500	204	2780	2984	5.97	248.7	18
2009	Jeff Tuel	6/5	176	-28	789	761	4.32	126.8	6
2008	Kevin Lopina	9/8	212	18	841	859	4.05	95.4	3
2007	Alex Brink	12/12	566	34	3818	3852	6.81	321.0	26
2006	Alex Brink	12/12	474	8	2899	2907	6.13	242.2	22
2005	Alex Brink	11/11	414	106	2891	2997	7.24	272.5	26
2004	Alex Brink	11/5	243	-50	1305	1255	5.37	114.1	8
2003	Matt Kegel	13/13	452	-49	2947	2898	6.41	222.9	22
2002	Jason Gesser	13/13	456	-116	3408	3292	7.22	253.23	28
2001	Jason Gesser	12/12	461	101	3010	3111	6.75	259.25	28
2000	Jason Gesser	9/9	304	47	1967	2014	6.63	223.78	18
1999	Steve Birnbaum	11/11	342	-126	2022	1896	5.54	172.36	13
1998	Steve Birnbaum	10/8	269	-158	1677	1519	5.65	151.90	6
1997	Ryan Leaf	12/12	492	-48	3968	3920	7.97	326.67	40
1996	Ryan Leaf	11/11	442	-136	2811	2675	6.05	243.18	27
1995	Chad Davis	9/9	356	-64	1868	1804	5.07	200.44	12
1994	Chad Davis	12/12	444	-104	2299	2195	4.94	182.92	12
1993	Mike Pattinson	7/7	231	-57	1430	1371	5.94	195.86	10
1992	Drew Bledsoe	12/12	516	-61	3241	3185	6.17	265.42	24
1991	Drew Bledsoe	11/11	462	-94	2741	2647	5.73	240.64	19
1990	Drew Bledsoe	7/5	238	-67	1387	1320	5.55	186.57	13
1989	Aaron Garcia	10/6	194	8	1591	1599	6.63	159.90	11
1988	Timm Rosenbach	12/12	467	336	3097	3433	7.35	286.08	34
1987	Timm Rosenbach	11/11	528	297	2446	2743	5.20	249.37	15
1986	Ed Blount	11/10	346	183	1882	2065	5.97	187.73	14
1985	Mark Rypien	11/11	349	243	2174	2417	6.93	219.73	17
1984	Mark Rypien	11/11	372	275	1927	2202	5.92	200.18	17
1983	Ricky Turner	10/9	323	331	1351	1682	5.21	168.20	12
1982	Clete Casper	11/10	242	-65	1072	1007	4.16	168.2	12
1981	Ricky Turner	12/0	192	456	772	1228	6.40	91.55	8
1980	Samoa Samoa	11/10	337	453	1668	2121	6.29	102.33	19
1979	Steve Grant	11/11	369	376	1565	1941	5.26	192.82	15
1978	Jack Thompson	11/11	432	-69	2333	2264	5.24	205.82	20
1977	Jack Thompson	11/11	387	-33	2372	2339	6.04	212.64	17
1976	Jack Thompson	11/8	448	-60	2762	2702	6.03	245.64	22
1975	John Hopkins	10	239	181	1022	1203	5.03	120.30	7
1974	Chuck Peck	8	165	153	478	631	3.82	78.88	6
1973	Chuck Peck	10	261	237	1023	1260	4.83	126.00	9
1972	Ty Paine	11	368	250	1349	1599	4.35	145.36	14
1971	Ty Paine	11	347	482	1206	1688	4.86	153.45	11
1970	Ty Paine		337	178	1581	1759	5.22		7
1969	Jack Wigmore		201	30	876	906	4.51		8
1968	Jerry Henderson		294	-130	1586	1456	4.95		8
1967	Jerry Henderson		183	-142	836	694	3.79		4
1966	Jerry Henderson		257	107	989	1096	4.26		4
1965	Tom Roth		242	-130	1257	1126	4.66		8
1964	Clancy Williams		147	783	0	783	5.33		6
1963	Dave Mathieson		213	-75	859	784	3.68		4
1962	Dave Mathieson		242	-171	1472	1301	5.38		13
1961	Dave Mathieson		112	-52	743	691	6.17		3
1960	Mel Melin		313	77	1638	1715	5.48		11
1959	Keith Lincoln		144	670	182	852	5.92		9
1958	Dave Wilson		81	21	641	662	8.17		8
1957	Bob Newman		263	53	1391	1444	5.49		16
1956	Bob Newman		213	-63	1240	1177	5.53		9
1955	Bob Iverson		151	97	568	665	4.40		3
1954	Talmadge Washington		105	636	0	636	6.06		3
1953	Wayne Berry		143	388	389	777	5.43		5
1952	Bob Burkhart		108	-107	732	625	5.79		8
1951	Bob Burkhart		155	-55	1153	1098	7.08		16
1950	Bob Gambold		121	-68	705	637	5.26		6
1949	Bob Gambold		126	-43	729	686	5.44		8
1948	Frank Mataya		131	35	644	679	5.18		7



Defense

TOTAL TACKLES (100+)

1.	157	Brian Forde, 1986
2.	153	Lee Blakeney, 1984
3.	147	Tuineau Alipate, 1987
4.	144	Anthony McClanahan, 1991
5.	141	Brian Forde, 1987
6.	140	Anthony McClanahan, 1992
7.	138	Tom Poe, 1971
8.	136	James Darling, 1996
9.	133	Dan Grayson, 1989
10.	132	John Rushing, 1991

FRESHMAN RECORD

84; Deone Bucannon, 2010

SOPHOMORE RECORD

144; Anthony McClanahan, 1991

JUNIOR RECORD

157; Brian Forde, 1986

SENIOR RECORD

153; Lee Blakeney, 1984

SOLO TACKLES

1.	99	Anthony McClanahan, 1992
2.	96	James Darling, 1996
3.	89	Gary Larson, 1974
	89	Don Hover, 1974
	89	Brian Forde, 1987
6.	88	Brian Forde, 1985
7.	85	Tuineau Alipate, 1987
8.	84	Dan Grayson, 1989
	84	Anthony McClanahan, 1991
10.	82	Anthony McClanahan, 1993
	82	Steve Gleason, 1997

FRESHMAN RECORD

(Research ongoing)

SOPHOMORE RECORD

89; Don Hover, 1974

JUNIOR RECORD

99; Anthony McClanahan, 1992

SENIOR RECORD

96; James Darling, 1996

ASSISTED TACKLES

1.	81	Lee Blakeney, 1984
2.	79	Lee Blakeney, 1981
3.	77	Brian Forde, 1986
4.	65	Tom Poe, 1971
5.	64	Lee Blakeney, 1980
	64	Mike Walker, 1981
7.	62	Rico Tipton, 1984
	62	Tuineau Alipate, 1987
	62	Curtis Holden, 1999
10.	60	Anthony McClanahan, 1991

FRESHMAN RECORD

64; Lee Blakeney, 1980

SOPHOMORE RECORD

79; Lee Blakeney, 1981

JUNIOR RECORD

77; Brian Forde, 1986

SENIOR RECORD

81; Lee Blakeney, 1984

TACKLES-FOR-LOSS

1.	22.0	DeWayne Patterson, 1993 (-150)
2.	21.5	Rien Long, 2002 (-108)
3.	21.0	D.D. Acholonu, 2003 (-130)
4.	19.0	Brandon Moore, 1997 (-90)
5.	18.5	Keith Millard, 1983 (121.5)
	18.5	DeWayne Patterson, 1994 (-92)
7.	18.0	Scott Pelluer, 1980 (-72)
8.	17.5	Keith Millard, 1982 (81)
9.	16.5	Mark Fields, 1994 (-86)
10.	16.0	Mkristo Bruce, 2006 (-77)

FRESHMAN RECORD

(Research ongoing)

SOPHOMORE RECORD

10.5; Travis Long, 2010
(Research ongoing)

JUNIOR RECORD

22.0; DeWayne Patterson, 1993

SENIOR RECORD

21.0; D.D. Acholonu, 2003

TACKLES-FOR-LOSS YARDS

1.	150	DeWayne Patterson, 1993 (22)
2.	130	D.D. Acholonu, 2003 (21)
3.	121.5	Keith Millard, 1983 (18.5)
4.	108	Rien Long, 2002 (21.5)
5.	92	DeWayne Patterson, 1994 (18.5)
6.	90	Brandon Moore, 1997 (19.0)
7.	87.5	Erik Howard, 1985 (13.0)
8.	87	Dorian Boose, 1996 (11.5)
9.	86	Mark Fields, 1994 (16.5)
10.	84	Leon Bender, 1996 (13.5)

FRESHMAN RECORD

(Research ongoing)

SOPHOMORE RECORD

(Research ongoing)

JUNIOR RECORD

150; DeWayne Patterson, 1993

SENIOR RECORD

130; D.D. Acholonu, 2003

SACKS

1.	17.0	DeWayne Patterson, 1993 (-128)
2.	16.5	D.D. Acholonu, 2003 (-121)
3.	13.5	DeWayne Patterson, 1994 (-73)
4.	13.0	Rien Long, 2002 (-85)
5.	12.5	Keith Millard, 1983 (-107.5)
6.	12.0	Scott Pelluer, 1980 (-60)
7.	11.0	Mkristo Bruce, 2006 (-77)
8.	10.0	Mike Walker, 1981 (-55)
	10.0	Mkristo Bruce, 2005 (-52)
10.	9.5	D.D. Acholonu, 2001 (-69)
	9.5	Isaac Brown, 2001 (-54)

FRESHMAN RECORD

(Research ongoing)

SOPHOMORE RECORD

9.5; D.D. Acholonu, 2001
9.5; Isaac Brown, 2001

JUNIOR RECORD

17.0; DeWayne Patterson, 1993

SENIOR RECORD

16.5; D.D. Acholonu, 2003

SACKS YARDS

1.	128	DeWayne Patterson, 1993 (17)
2.	121	D. D. Acholonu, 2003 (16.5)
3.	107.5	Keith Millard, 1983 (12.5)
4.	85	Rien Long, 2002 (12.0)
5.	78	Ivan Cook, 1988 (9.0)
6.	76.5	Erik Howard, 1985 (7.0)
7.	75	Matt Elisara, 1981 (7.0)
	75	Dorian Boose, 1996 (6.5)
9.	73	DeWayne Patterson, 1994 (13.5)
10.	69	D.D. Acholonu, 2001 (9.5)

FRESHMAN RECORD

(Research ongoing)

SOPHOMORE RECORD

69; D.D. Acholonu, 2001

JUNIOR RECORD

128; DeWayne Patterson, 1993

SENIOR RECORD

121; D.D. Acholonu, 2003

Defense - Yearly Leaders

Tackles (Since 1976)

YR	NAME	TOTAL	SOLO	ASST
2011	Alex Hoffman-Ellis	88	64	24
2010	Deone Bucannon	84	67	17
2009	Alex Hoffman-Ellis	84	55	29
2008	Greg Trent	88	52	36
2007	Husain Abdullah	93	54	39
2006	Eric Frampton	100	55	45
2005	Eric Frampton	87	52	35
2004	Will Derting	93	54	39
2003	Don Jackson	101	51	50
2002	Erik Coleman	86	58	28
2001	Lamont Thompson	93	50	43
2000	Billy Newman	100	59	41
1999	Billy Newman	105	54	51
1998	James Price	83	60	23
1997	Steve Gleason	100	77	23
1996	James Darling	136	96	40
1995	James Darling	83	57	26
1994	Ron Childs	98	67	31
1993	Anthony McClanahan	117	82	35
1992	Anthony McClanahan	140	99	41
1991	Anthony McClanahan	144	84	60
1990	Curt Newton	115	80	35
1989	Dan Grayson	133	84	49
1988	Artie Holmes	104	60	44
1987	Tuineau Alipate	147	85	62
1986	Brian Forde	157	80	77
1985	Brian Forde	131	88	43
1984	Lee Blakeney	153	72	81
1983	Lee Blakeney	101	60	41
1982	Ben Carrillo	87	39	48
1981	Lee Blakeney	130	51	79
1980	Lee Blakeney	129	65	64
1979	Don Nevels	109	71	38
1978	Fletcher	110	72	38
1977	Don Hover	119	69	50
1976	Dean Pedigo	122	79	43

Tackles-for-Loss (Since 1985)

YEAR	NAME	TOTAL	YDS LOST
2011	Travis Long	12.0	39
2010	Travis Long	10.5	46
2009	Travis Long	6.5	26
2008	Greg Trent	10.5	35
2007	Andy Mattingly	11.0	73
2006	Mkristo Bruce	16.0	77
2005	Mkristo Bruce	15.0	59
2004	Mkristo Bruce	12.5	49
2003	D.D. Acholonu	21.0	130
2002	Rien Long	21.5	108
2001	D.D. Acholonu	14.0	73
2000	Raonall Smith	12.0	45
1999	Rob Meier	12.0	37
	Curtis Holden	12.0	30
1998	Steve Gleason	9.0	48
	Jonathan Nance	9.0	30
	James Price	9.0	18
1997	Brandon Moore	19.0	90
1996	Leon Bender	13.5	81
1995	James Darling	13.0	30
1994	DeWayne Patterson	18.5	92
1993	DeWayne Patterson	22.0	150
1992	Anthony McClanahan	12.0	37
1991	Kurt Loertscher	6.5	43
1990	Lee Tilleman	8.0	40
	Dan Webber	8.0	29
1989	Randy Gray	5.0	9
	Tony Savage	5.0	12
1988	Tony Savage	7.0	10
1987	Chris Hiller	8.0	22
1986	Ivan Cook	4.0	13
	Chris Hiller	4.0	8
1985	Erik Howard	6.0	11

Sacks (Since 1979)

YR	NAME	TOTAL	YDS LOST
2011	Travis Long	4.0	20
2010	Travis Long	5.0	28
2009	Casey Hamlett	2.0	4
	Anthony Laurenzi	2.0	12
	Travis Long	2.0	14
	Toby Turpin	2.0	10
2008	Toby Turpin	3.0	13
2007	Andy Mattingly	8.0	62
2006	Mkristo Bruce	11.0	66
2005	Mkristo Bruce	10.0	52
2004	Mkristo Bruce	6.5	30
2003	D.D. Acholonu	16.5	121
2002	Rien Long	13.0	85
2001	D.D. Acholonu	9.5	69
	Isaac Brown	9.5	54
2000	Champ Simmons	7.0	24
1999	Austin Matson	4.0	35
1998	Steve Gleason	4.0	34
	Jonathan Nance	4.0	22
1997	Brandon Moore	5.0	44
1996	Jonathan Nance	7.0	57
1995	Dwayne Sanders	6.5	54
1994	DeWayne Patterson	13.5	73
1993	DeWayne Patterson	17.0	128
1992	DeWayne Patterson	5.5	40.5
1991	Kurt Loertscher	5.5	39
1990	Lee Tilleman	5.0	31
1989	Tim Downing	7.0	51
	Marlin Brown	7.0	46
1988	Ivan Cook	9.0	78
1987	Ivan Cook	5.0	35
	Chris Hiller	5.0	34.5
1986	Chris Hiller	3.0	12
	Tony Savage	3.0	31.5
1985	Erik Howard	7.0	76.5
1984	Milford Hodge	6.0	38
	Erik Howard	6.0	29
1983	Keith Millard	12.5	107.5
1982	Keith Millard	7.5	54
1981	Mike Walker	10.0	55
1980	Scott Pelluer	11.0	60
1979	Scott Pelluer	3.0	27



Defense - Interceptions

INTERCEPTIONS

1.	10	Lamont Thompson, 2001
2.	8	Rick Reed, 1968
3.	7	Ernest Thomas, 1969
	7	Eric Johnson, 1973
	7	Bill Lippincott, 1945
	7	Jason David, 2002
	7	Erik Coleman, 2003
8.	6	Lionel Thomas, 1969
	6	Lamont Thompson, 1997
	6	Jason David, 2003

FRESHMAN RECORD

7; Bill Lippincott, 1945

SOPHOMORE RECORD

5; Greg Burns, 1992

JUNIOR RECORD

7; Jason David, 2002

SENIOR RECORD

10; Lamont Thompson, 2001

INTERCEPTION YARDS

1.	156	Lionel Thomas, 1969
2.	144	Jason David, 2003
3.	143	Frank Miyaki, 1945
4.	137	Rick Reed, 1968
5.	114	Husain Abdullah, 2007
6.	105	Mike Abbott, 1962
7.	101	Jason David, 2002
8.	98	Harold Haddock, 1960
	98	Will Derting, 2002
10.	97	Lamont Thompson, 2001

FRESHMAN RECORD

143; Frank Miyaki, 1945

SOPHOMORE RECORD

98; Harold Haddock, 1960

JUNIOR RECORD

156; Lionel Thomas, 1969

SENIOR RECORD

144; Jason David, 2003

INTERCEPTION TOUCHDOWNS

1.	2	Jason David, 2003
----	---	-------------------

YEAR	NAME	G/GS	NO	YDS	AVG	TD	LG
2011	Damante Horton	12/10	4	76	19.0	1	76
2010	Alex Hoffman-Ellis	12/12	2	12	6.0	0	13
2009	Xavier Hicks	12/11	3	44	14.7	0	16
2008	Romeo Pellum	13/12	2	34	17.0	0	32
2007	Husain Abdullah	12/12	4	114	28.5	1	55
2006	Eric Frampton	12/12	5	50	10.0	1	43
2005	Alex Teems	11/11	3	0	0.0	0	0
2004	Jeremy Bohannon	11/11	3	29	9.7	0	24
2003	Erik Coleman	13/13	7	22	3.1	0	14
2002	Jason David	10/10	7	1001	14.4	0	36
2001	Lamont Thompson	12/12	10	97	9.7	1	36
2000	Billy Newman	11/11	4	44	11.0	1	28
1999	Lamont Thompson	11/7	4	43	10.8	0	28
1998	Lamont Thompson	11/11	4	44	11.0	0	24
1997	Lamont Thompson	10/4	6	39	6.5	0	27
1996	Duane Stewart	11/11	3	8	2.7	0	8
1995	Johnny Nansen	10/10	2	25	12.5	0	22
1994	Torey Hunter	11/10	4	0	0.0	0	0
1993	Greg Burns	12/12	3	33	11.0	0	20
1992	Greg Burns	12/12	5	53	10.6	0	27
1991	Torey Hunter	11/10	4	24	6.0	0	22
1990	John Diggs	11/11	1	72	72.0	1	72
1989	Ron Ricard	11/11	4	89	22.3	1	74
1988	Artie Holmes	12/12	4	58	14.5	0	34
1987	Brian Forde	10/10	4	71	17.8	1	42
1986	Kevin Thomasson	11/11	5	43	8.6	0	18
1985	Kevin Thomasson	11/9	2	28	14.0	0	15
1984	Ron Collins	11	4	24	6.0	0	13
1983	Joe Taylor	11	4	71	17.8	1	63
1982	Jerald Waters		2	9	4.5	0	9
1981	Nate Bradley	12	5	69	13.8	0	36
1980	Ken Emmil	11	3	35	11.7	0	16
1979	Don McCall	11	2	32	16.0	0	32
1978	Mike Snow	11	3	45	15.0	0	36
1977	Tom Thompson	11	2	32	16.0	0	
1976	Ken Greene		5	20	4.0	0	
1975	Scott Mullenix		3	15	5.0	0	
1974	Robert Crow		3	25	8.3	0	
1973	Eric Johnson		7	0	0.0	0	
1972	Eric Johnson		5	58	11.6	0	
1971	Chuck Hawthorne		3	61	20.3	0	
1970	Lionel Thomas		7	34	4.9	0	
1969	Lionel Thomas		6	156	26.0	1	
1968	Richard Reed		8	137	17.2	0	
1967	Richard Reed		2	35	17.5	0	
1966	David Peterson		5	89	17.8	0	
1965	Bill Gaskins		5	89	17.8	1	
1964	Bill Gaskins		1	50	50.0	1	
1963	Dean Kalahar		2	0	0.0	0	
1962	Mike Abbott		4	105	26.3	0	
1961	Hugh Campbell		2	4	2.0	0	
1960	James Boylan		5	83	21.9	0	
1959	Don Johnston		5	51	10.2	0	
1958	Bill Steiger		4	35	8.8	0	
1957	Don Ellingsen		2	22	11.0	0	
1956	Everett Gust		1	28	28.0	0	
1955	Reynaldo Alvarado		2	50	25.0	0	
1954	Bob Iverson		5	65	13.0	0	
1953	Wayne Berry		4	28	7.0	0	
1952	Wayne Berry		4	57	14.3	0	
1951	Earley Galloway		4	78	19.5	0	
1950	Bud Roffler		4	10	2.5	0	
1949	Don Paul		4	84	21.0	0	

Special Teams - Punt Returns

PUNT RETURNS

1.	43	Sammy Moore, 2003 (405)
2.	41	Bill Sewell, 1941
3.	39	Jay Dumas, 1994 (288)
4.	38	Marcus Trufant, 2002 (402)
5.	34	Michael Bumpus, 2004 (391)
6.	30	Kitrick Taylor, 1985 (260)
	30	Victor Wood, 1988 (186)
	30	Shawn Tims, 1997 (405)
9.	28	Jay Dumas, 1993 (210)
10.	26	Kitrick Taylor, 1982 (162)

FRESHMAN RECORD

34; Michael Bumpus, 2004

SOPHOMORE RECORD

28; Jay Dumas, 1993

JUNIOR RECORD

39; Jay Dumas, 1994

SENIOR RECORD

43; Sammy Moore, 2003

PUNT RETURN YARDS

1.	405	Shawn Tims, 1997 (30 returns)
	405	Sammy Moore, 2003 (43)
3.	402	Marcus Trufant, 2002 (38)
4.	391	Michael Bumpus, 2004
5.	335	Jerry Williams, 1947 (34)
6.	333	Mark Williams, 1968 (20)
7.	288	Jay Dumas, 1994 (39)
8.	260	Kitrick Taylor, 1985 (30)
9.	241	Robin Sinclair, 1973 (20)
10.	232	Michael Bumpus, 2005 (17)

FRESHMAN RECORD

391; Michael Bumpus, 2004

SOPHOMORE RECORD

232; Michael Bumpus, 2005

JUNIOR RECORD

335; Jerry Williams, 1947

SENIOR RECORD

405; Shawn Tims, 1997
405; Sammy Moore, 2003

PUNT RETURN AVERAGE (Min. 10 ret.)

1.	17.2	Don Paul, 1949 (12/206)
2.	17.2	Ray Williams, 1978 (10/172)
3.	16.8	James Boylan, 1960 (12/202)
4.	16.7	Mark Williams, 1968 (20/233)
5.	14.9	Wayne Berry, 1953 (11/164)
6.	14.2	Bud Roffler, 1951 (14/199)
7.	13.6	Michael Bumpus, 2005 (17/232)
8.	13.5	Shawn Tims, 1997 (30/405)
9.	12.1	Robin Sinclair, 1973 (20/241)
10.	11.8	Bud Roffler, 1950 (16/189)

FRESHMAN RECORD

(Research ongoing)

SOPHOMORE RECORD

13.6 (17/232); Michael Bumpus, 2005

JUNIOR RECORD

17.2 (10/172); Ray Williams, 1978

SENIOR RECORD

17.2 (12/206); Don Paul, 1949

PUNT RETURN TOUCHDOWN

1.	3	Mark Williams, 1968
2.	2	Michael Bumpus, 2004

YEAR	NAME	G/GS	NO	YDS	AVG	TD	LG
2011	Leon Brooks	11	12	46	3.8	0	8
2010	Aire Justin	7	9	43	4.8	0	33
2009	Jeffrey Solomon	12/7	5	32	6.4	0	21
2008	Chantz Staden	11/3	12	51	4.2	0	23
2007	Michael Bumpus	12/12	16	106	6.6	0	45
2006	Michael Bumpus	11/10	13	72	5.5	0	15
2005	Michael Bumpus	7/7	17	232	13.6	1	87
2004	Michael Bumpus	11/7	34	391	11.5	2	76
2003	Sammy Moore	13/13	43	405	9.4	0	64
2002	Marcus Trufant	13/13	38	402	10.6	0	52
2001	Collin Henderson	12/12	16	92	5.8	0	13
2000	Collin Henderson	11/7	15	91	6.1	0	19
1999	Collin Henderson	12/4	18	150	8.3	0	21
1998	Lamont Thompson	11	16	123	7.7	0	21
1997	Shawn Tims	12	30	405	13.5	1	73
1996	Shawn Tims	11	17	194	11.4	0	51
1995	Jay Dumas	11	23	208	9.0	1	72
1994	Jay Dumas	12	39	288	7.4	0	33
1993	Jay Dumas	11	28	210	7.5	0	19
1992	Phillip Bobo	11	18	88	4.9	0	18
1991	Phillip Bobo	11	18	163	9.1	0	42
1990	Phillip Bobo	11	18	136	7.6	0	30
1989	John Diggs	11	11	66	6.0	0	32
1988	Victor Wood	12	30	186	6.2	0	40
1987	Tim Stallworth	11	17	135	7.9	0	49
1986	Kitrick Taylor	11	15	161	10.7	0	49
1985	Kitrick Taylor	11	30	260	8.6	1	69
1984	Ed Blount	11	17	159	9.3	0	33
1983	Kitrick Taylor	11	19	198	10.4	1	78
1982	Kitrick Taylor	11	26	162	6.2	0	17
1981	Billy Gribble	12	21	206	9.8	0	31
1980	Ricky Turner	8	9	33	3.7	0	7
1979	Cameron Mitchell	11	11	54	4.9	0	16
1978	Ray Williams	11	10	172	17.2	0	48
1977	Mike Levenseller	11	23	157	6.8	1	63
1976	Don Schwartz	11	18	46	2.6	0	
1975	Dennis Pearson	7	29	4.1	0		
1974	Ray Kimble	9	104	11.6	0		
1973	Robin Sinclair	20	241	12.1	1		
1972	Harry Thompson	25	160	6.4	0		
1971	Harry Thompson	17	162	9.5	0		
1970	Lionel Thomas	11	91	8.2	1		
1969	Lionel Thomas	6	74	12.3	0		
1968	Mark Williams	20	333	16.7	3		
1967	Glen Shaw	16	107	6.7	0		
1966	Mark Williams	16	103	6.4	0		
1965	Ammon McWashington	8	120	15.0	0		0
1964	Clancy Williams	8	108	13.5	0		
1963	Bill Gaskins	9	106	11.8	0		
1962	Clete Baltes	5	33	6.6	0		
1961	Ken Graham	5	41	8.2	0		
1960	James Boylan	12	202	16.8	0		
1959	Keith Lincoln	9	157	17.4	0		
1958	Don Eilersick	7	55	7.9	0		
1957	David Jones	2	37	18.5	0		
1956	Don Ellingson	9	76	8.4	0		
1955	Reynaldo Alvarado	3	71	23.7	0		
1954	Dennnis Rath	7	91	13.0	0		
1953	Wayne Berry	11	164	14.9	1		
1952	Rudy Brooks	3	36	12.0	0		
1951	Bud Roffler	14	199	14.2	0		
1950	Bud Roffler	16	189	11.8	1		
1949	Don Paul	12	206	17.2	0		



Special Teams - Kickoff Returns

KICKOFF RETURNS

		YEAR	NAME	G/GS	NO	YDS	AVG	TD	LG			
1.	43	2008	Chantz Staden, 2008 (970)		2011	Isiah Barton	11/11	39	958	24.6	0	55
2.	39	2011	Isiah Barton, 2011 (958)		2010	Isiah Barton	12/12	28	620	22.1	0	34
3.	33	1988	Victor Wood, 1988 (597)		2009	Carl Winston	8/0	15	225	15.0	0	24
4.	31	2003	Sammy Moore, 2003 (715)		2008	Chantz Staden	11/3	43	970	22.6	0	65
5.	28	2007	Charles Dillon, 2007 (650)		2007	Charles Dillon	12/12	31	650	21.0	0	48
6.	27	1970	Bernard Jackson, 1970 (498)		2006	Derrell Hutsona	10/0	10	193	19.3	0	31
7.	27	1971	Bernard Jackson, 1971 (744)		2005	Lorenzo Bursey	10/0	19	446	23.5	0	43
8.	22	1978	Mike Washington, 1978 (452)		2004	Tyron Brackenridge	11/0	14	311	22.2	0	38
	22	1991	Anthony Prior, 1991 (530)		2003	Sammy Moore	13/13	33	715	21.7	1	97
	22	2000	Curtis Nettles, 2000 (380)		2002	Sammy Moore		11	282	25.6	1	89

FRESHMAN RECORD

(Research ongoing)

SOPHOMORE RECORD

22; Curtis Nettles, 2000

JUNIOR RECORD

43; Chantz Staden, 2008

SENIOR RECORD

39; Isiah Barton, 2011 (958)

KICKOFF RETURN YARDS

1.	970	2008	Chantz Staden, 2008 (43)		1991	Anthony Prior	11	22	530	24.1	1	100
2.	958	2011	Isiah Barton, 2011 (39)		1990	Anthony Prior	11	20	424	21.2	1	99
3.	744	1971	Bernard Jackson, 1971 (27)		1989	Steve Broussard	11	8	227	28.4	1	98
4.	715	2003	Sammy Moore, 2003 (33)		1988	Victor Wood	12	33	597	18.1	0	35
5.	650	2007	Charles Dillon, 2007 (31)		1987	Victor Wood	11	16	292	18.3	0	70
6.	620	2010	Isiah Barton, 2010 (28)		1986	James Hasty	11	16	313	19.6	0	29
7.	597	1988	Victor Wood, 1988 (33)		1985	Junior Tautalatasi	11	16	280	17.5	0	30
8.	530	1991	Anthony Prior, 1991 (22)		1984	Rick Chase	11	13	266	20.4	0	33
9.	504	1998	Dee Moronkola, 1998 (16)		1983	Richard Calvin	7	15	179	18.6	0	44
10.	469	1972	Eric Johnson, 1972 (20)		1982	Roeben Mayes	11	19	376	19.8	0	33

FRESHMAN RECORD

(Research ongoing)

SOPHOMORE RECORD

(Research ongoing)

JUNIOR RECORD

970; Chantz Staden, 2008

SENIOR RECORD

958; Isiah Barton, 2011 (958)

KICKOFF RETURN AVERAGE (Min. 10)

1.	31.5	1998	Dee Moronkola, 1998 (16/504)		1970	Bernard Jackson	27	498	18.4	0
2.	28.0	1948	Jerry Williams, 1948 (16/448)		1969	Johnny Davis	20	315	15.8	0
3.	27.6	1971	Bernard Jackson, 1971 (27/744)		1968	Mark Williams	17	456	27.7	0
4.	26.8	1968	Mark Williams, 1968 (17/456)		1967	Mark Williams	14	279	19.9	0
5.	25.6	2002	Sammy Moore, 2002 (11/282)		1966	Mark Williams	14	340	24.3	0
6.	25.5	1992	Deron Pointer, 1992 (15/383)		1965	Ammon McWashington	10	234	23.4	0
7.	25.2	1977	Mike Washington, 1977 (14/353)		1964	Clancy Williams	14	341	24.3	0
8.	25.1	1980	Mike Washington, 1980 (14/352)		1963	Clancy Williams	9	266	29.6	0
9.	24.7	1954	Dee Moronkola, 1954 (10/246)		1962	Ken Graham	7	186	26.6	1
10.	24.6	1954	Dennis Rath, 1954 (10/246)		1961	Ken Graham	8	235	29.4	1
	24.6	2011	Isiah Barton, 2011 (39/958)		1960	Dave Kerrone	9	215	23.9	0

FRESHMAN RECORD

(Research ongoing)

SOPHOMORE RECORD

25.2 (14/353); Mike Washington, 1977

JUNIOR RECORD

25.6 (11/282); Sammy Moore, 2002

SENIOR RECORD

31.5 (16/504); Dee Moronkola, 1998

KICKOFF RETURN TOUCHDOWNS

1.	2	1948	Jerry Williams, 1948		1948	Jerry Williams	16	448	28.0	2
	2	1971	Bernard Jackson, 1971							
	2	1998	Dee Moronkola, 1998							

Special Teams - Kicking

PAT ATTEMPTS

- 60 Rian Lindell, 1997
- 51 Drew Dunning, 2001
- 49 Drew Dunning, 2002
- 47 Jason Hanson, 1988
- 41 Andrew Furney, 2011**
- 40 Tony Truant, 1996
- 40 Drew Dunning, 2003
- 40 Loren Langley, 2005
- 37 Jason Hanson, 1989
- 36 John Traut, 1985

FRESHMAN RECORD

47; Jason Hanson, 1988

SOPHOMORE RECORD

60; Rian Lindell, 1997

JUNIOR RECORD

49; Drew Dunning, 2002

SENIOR RECORD

40; Tony Truant, 1996
40; Drew Dunning, 2003

PAT MADE

- 57 Rian Lindell, 1997
- 47 Drew Dunning, 2001
- 47 Drew Dunning, 2002
- 46 Jason Hanson, 1988
- 39 Andrew Furney, 2011**
- 38 Tony Truant, 1996
- 38 Loren Langley, 2005
- 36 Jason Hanson, 1989
- 35 Drew Dunning, 2003
- 34 John Traut, 1985
- 34 Romeen Abdollmohammadi, 2007

FRESHMAN RECORD

46; Jason Hanson, 1988

SOPHOMORE RECORD

57; Ruan Lindell, 1997

JUNIOR RECORD

47; Drew Dunning, 2002

SENIOR RECORD

38; Tony Truant, 1996

CONSECUTIVE PAT

- 50 Rian Lindell, 1997
- 28 Rian Lindell, 1999
- 26 Kevin Adams, 1987
- 26 Aaron Price, 1992
- 25 Rian Lindell, 1998
- 25 Paul Watson, 1977
- 24 Kevin Adams, 1986
- 23 Drew Dunning, 2001
- 19 Tony Truant, 1994
- 18 Drew Dunning, 2002
- 18 Loren Langley, 2005
- 18 Romeen Abdollmohammadi, 2007

FRESHMAN RECORD

24; Kevin Adams, 1986

SOPHOMORE RECORD

50; Rian Lindell, 1997

JUNIOR RECORD

26; Aaron Price, 1992

SENIOR RECORD

28; Rian Lindell, 1999

FIELD GOALS ATTEMPTED

- 33 Drew Dunning, 2002 (22)
- 32 Aaron Price, 1993 (17)
- 31 Drew Dunning, 2003 (27)
- 27 Jason Hanson, 1989 (21)
- 26 Jason Hanson, 1990 (17)
- 26 John Traut, 1983 (16)
- 24 Joe Danelo, 1972
- 22 Six times
- Last: Loren Langley, 2005 (14)

FRESHMAN RECORD

(Research ongoing)

SOPHOMORE RECORD

27; Jason Hanson, 1989

JUNIOR RECORD

33; Drew Dunning, 2002

SENIOR RECORD

32; Aaron Price, 1993

FIELD GOALS MADE

- 27 Drew Dunning, 2003 (31)
- 22 Drew Dunning, 2002 (33)
- 21 Jason Hanson, 1989 (27)
- 18 Drew Dunning, 2001 (22)
- 17 Jason Hanson, 1990 (26)
- 17 Aaron Price, 1993 (32)
- 16 John Traut, 1983 (26)
- 15 Jason Hanson, 1988 (21)
- 14 Four times
- Last: Andrew Furney, 2011

FRESHMAN RECORD

15; Jason Hanson, 1988

SOPHOMORE RECORD

21; Jason Hanson, 1989

JUNIOR RECORD

22; Drew Dunning, 2002

SENIOR RECORD

27; Drew Dunning, 2003

FIELD GOAL PERCENTAGE (Min. 15 att.)

- .875 Andrew Furney, 2011 (14/16)**
- .871 Drew Dunning, 2003 (27/31)
- .818 Drew Dunning, 2001 (18/22)
- .750 Rian Lindell, 1999 (12/16)
- .737 R. Abdollmohammadi, 2007 (14-19)
- .722 Aaron Price, 1992 (13/18)
- .706 Rian Lindell, 1997 (12/17)
- .667 Drew Dunning, 2002 (22/33)
- .636 Loren Langley, 2005 (14/22)
- .625 Three times
- Last: Kevin Adams, 1987 (10/16)

FRESHMAN RECORD

(Research ongoing)

SOPHOMORE RECORD

.875 Andrew Furney, 2011 (14/16)

JUNIOR RECORD

.722 (13/18); Aaron Price, 1992

SENIOR RECORD

.871 (27/31); Drew Dunning, 2003

MOST 50+ FIELD GOALS

- 6 Jason Hanson, 1991
- 5 Jason Hanson, 1989
- 5 Jason Hanson, 1990
- 2 Six times
- Last: Nico Grasu, 2010

FRESHMAN RECORD

(Research ongoing)

SOPHOMORE RECORD

5; Jason Hanson, 1989

JUNIOR RECORD

5; Jason Hanson, 1990

SENIOR RECORD

6; Jason Hanson, 1991

POINTS KICKING

- 116 Drew Dunning, 2003
- 113 Drew Dunning, 2002
- 101 Drew Dunning, 2001
- 99 Jason Hanson, 1989
- 93 Rian Lindell, 1997
- 91 Jason Hanson, 1988
- 81 Andrew Furney, 2011**
- 80 Jason Hanson, 1990
- 79 Loren Langley, 2005
- 77 Aaron Price, 1993

FRESHMAN RECORD

91; Jason Hanson, 1988

SOPHOMORE RECORD

101; Drew Dunning, 2001

JUNIOR RECORD

113; Drew Dunning, 2002

SENIOR RECORD

116; Drew Dunning, 2003



Scoring - Yearly Leaders

YEAR	NAME	G/GS	TD	PASS	RUSH	PAT	FG-FGA	PTS
2011	Andrew Furney	12/12				39-41	14-16	81
2010	Jared Karstetter	12/12	7					42
2009	Jared Karstetter	12/12	6					36
2008	Nico Grasu	11/9				13-14	9-13	40
2007	Romeen Abdollmohammadi	12/12				34-35	14-19	76
2006	Loren Langley	9/9				23-25	7-13	44
2005	Jerome Harrison	11/11	17					102
2004	Jason Hill	11/11	12					72
2003	Drew Dunning	13/13				35-40	27-31	116
2002	Drew Dunning	13/13				47-49	22-23	113
2001	Drew Dunning	12/12				47-51	47-51	101
2000	Anousith Wilaikul	8/7				8-13	8-13	37
1999	Deon Burnett	12/10	12					72
1998	Rian Lindell	11/11				25-25	8-17	59
1997	Rian Lindell	12/12				57-60	12-17	93
1996	Tony Truant	11/11				38-40	10-15	62
1995	Tony Truant	11/11				26-27	8-12	50
1994	Tony Truant	12/12				19-19	9-18	46
1993	Aaron Price	11/11				26-26	17-32	77
1992	Shaumbe Wright-Fair		12	13				78
1991	Jason Hanson	11				28/31	10/22	58
1990	Jason Hanson	11				29/29	17/26	80
1989	Steve Broussard	11	17	1				104
1988	Jason Hanson	12				46/47	15/21	91
1987	Kevin Adams	11				26/26	10/16	56
1986	Kitrick Taylor	11	9					54
1985	Rueben Mayes	11	11		1			68
1984	Rueben Mayes	11	12					72
1983	John Traut	11				25/25	16/26	73
1982	James Matthews	11	7					42
1981	Mike Martin	12	9					54
1980	Samoa Samoa	11	11		1			68
1979	Mike Desanto	11				23/27	8/11	47
1978	Tali Ena	10	8					48
1977	Paul Watson	11				29/30	10/21	59
1976	Dan Doornink	11	8			3/3		54
1975	Chuck Diedrick					31/32	7/19	52
1974	Joe Danelo					16/16	8/15	40
1973	Joe Danelo					27/28		60
1972	Ken Grandberry	12						72
1971	Bernard Jackson	14						84
1970	Bernard Jackson	8				2/2		52
1969	Jack Wigmore	4				0/1	2/5	24
1968	Hank Grenda	1				19/28		28
1967	Delbert Carmichael	5				1/1		32
1966	Ted Gerela	3				12/12		42
1965	Lorry Eilmes	6						36
1964	Clancy Williams	6				0/2		36
1963	Clancy Williams	2				1/1		14
1962	George Reed	9				3/3		60
1961	George Reed	8						48
1960	Hugh Campbell	11				5/5		76
1959	Gail Cogdill	5				2/2		34
1958	Gail Cogdill	6				2/2		40
1957	Jack Fanning	9						54
1956	Bill Steiger	6						36
1955	Robert Iverson	3						18
1954	Robert Iverson	6				1/3		37
1953	Wayne Berry	5				0/1		30
1952	ED Barker	4				13/22		43
1951	Bud Roffler	9				26/36		80
1950	Ray Hobbs	2				18/23		30
1949	Don Paul	8						48
1948	Jerry Williams	6						36

Special Teams - Punting

PUNTS

1.	95	George Martin, 1994
2.	86	Reid Forrest, 2009
3.	82	Kareem Anderson, 1999
4.	78	Kyle Basler, 2004
5.	77	Kyle Basler, 2003
	77	Reid Forrest, 2008
7.	71	Alan Cox, 2000
8.	70	Steve Johnston, 1992
	70	Kareem Anderson, 1998
10.	69	Rob Myers, 1987

FRESHMAN RECORD

(Research ongoing)

SOPHOMORE RECORD

77; Kyle Basler, 2003
77; Reid Forrest, 2008

JUNIOR RECORD

95; George Martin, 1994

SENIOR RECORD

82; Kareem Anderson, 1999

PUNTING AVERAGE

(Min. 25 punts)

1.	45.4	Reid Forrest, 2010 (66/2, 2998)
2.	45.3	Jason Hanson, 1990 (59/2,674)
3.	44.7	Gavin Hedrick, 1977 (53/2,368)
	44.7	Gavin Hedrick, 1975 (50/2,234)
	44.7	Rob Myers, 1989 (52/2,326)
6.	43.5	Jeff Banks, 1997 (56/2,431)
	43.5	Kyle Basler, 2003 (77/3,351)
8.	43.4	Keith Lincoln, 1959 (41/1,779)
9.	43.2	Gavin Hedrick, 1976 (59/2,549)
	43.2	George Martin, 1995 (67/2,892)
	43.2	Reid Forrest, 2009 (86/3,718)

FRESHMAN RECORD

(Research ongoing)

SOPHOMORE RECORD

44.7 (50/2,234); Gavin Hedrick, 1975

JUNIOR RECORD

45.4 (59/2,674); Jason Hanson, 1990

SENIOR RECORD

45.4 (66.2, 2998); Reid Forrest, 2010

PUNTING YARDS

1.	3,718	Reid Forrest, 2009 (86)
2.	3,689	George Martin, 1994 (95)
3.	3,384	Kareem Anderson, 1999 (82)
4.	3,361	Kyle Basler, 2004 (78)
5.	3,351	Kyle Basler, 2003 (77)
6.	3,174	Reid Forrest, 2008 (77)
7.	2,998	Reid Forrest, 2010 (66)
8.	2,892	George Martin, 1995 (67)
9.	2,726	Alan Cox, 2000 (71)
10.	2,698	Steve Johnston, 1992 (70)

FRESHMAN RECORD

(Research ongoing)

SOPHOMORE RECORD

3,351; Kyle Basler, 2003

JUNIOR RECORD

3,718; Reid Forrest, 2009


SENIOR RECORD

3,384; Kareem Anderson, 1999

YEAR	NAME	G/GS	NO	YDS	AVG	LG	BLK
2011	Daniel Wagner	12/12	56	2243	40.8	59	2
2010	Reid Forrest	12/12	66	2998	45.4	84	2
2009	Reid Forrest	12/12	86	3718	43.2	65	1
2008	Reid Forrest	12/12	77	3174	41.2	60	0
2007	Reid Forrest	10/8	46	1863	40.5	55	0
2006	Darryl Blunt	11/11	53	2192	41.4	62	1
2005	Kyle Basler	11/11	50	2029	40.6	55	1
2004	Kyle Basler	11/11	78	3361	43.1	87	1
2003	Kyle Basler	13/13	77	3351	43.5	65	1
2002	Kyle Basler	13/13	50	2053	41.1	60	0
2001	Alan Cox	12/12	64	2628	41.1	62	1
2000	Alan Cox	11/11	71	2726	38.4	60	1
1999	Kareem Anderson	12/12	82	3384	41.3	69	0
1998	Kareem Anderson	11/11	70	2835	40.5	55	2
1997	Jeff Banks	12	56	2431	43.4	59	0
1996	Jeff Banks	11	60	2565	42.8	55	3
1995	George Martin	11	67	2892	43.2	70	4
1994	George Martin	12	95	3689	38.8	70	2
1993	Steve Johnston	11	64	2527	39.5	53	2
1992	Steve Johnston	12	70	2698	38.5	68	3
1991	Jason Hanson	11	55	2245	40.8	58	0
1990	Jason Hanson	11	59	2679	45.4	76	1
1989	Rob Meyers	11	52	2326	44.7	81	0
1988	Rob Meyers	12	42	1591	37.9	56	0
1987	Rob Meyers	11	69	2640	38.3	56	2
1986	Rob Meyers	10	45	1789	39.8	67	3
1985	Glenn Harper	11	42	1602	38.1	64	0
1984	Glenn Harper	11	41	1721	41.9	58	3
1983	Glenn Harper	11	49	2062	42.1	72	2
1982	Glenn Harper	11	60	2348	39.1	59	1
1981	Tim Davey	12	44	1785	40.5	66	0
1980	Tim Davey	11	54	2288	42.4	61	1
1979	Tim Davey	11	41	1691	41.2	60	3
1978	Tim Davey	11	54	2218	41.1	66	
1977	Gavin Hedrick	11	53	2368	44.7	82	
1976	Gavin Hedrick	11	59	2549	43.2	65	
1975	Gavin Hedrick	11	50	2234	44.7	83	
1974	Gavin Hedrick	10	55	2258	41.1	60	
1973	Greg Johnson		54	1955	36.2		
1972	Greg Johnson		62	2412	38.9		
1971	Jim Dodd		43	1608	37.4		
1970	Mike Monahan		51	1806	35.4		
1969	Mike Monahan		63	2485	39.5		
1968	Hank Grenda		68	2471	36.3		
1967	James Engstrom		68	2587	38.0		
1966	James Engstrom		47	1851	39.4		
1965	James Engstrom		53	2163	40.8		
1964	Tom Kelly		52	1982	38.1		
1963	Robert James		51	1922	37.7		
1962	Robert James		32	1164	36.4		
1961	Harold Haddock		39	1480	37.9		
1960	Keith Lincoln		33	1266	38.4		
1959	Keith Lincoln		41	1779	43.4		
1958	Keith Lincoln		24	907	37.8		
1957	Bob Newman		35	1291	36.9		
1956	Bob Newman		32	1206	37.7		
1955	Bob Iverson		35	1257	35.9		
1954	Bob Iverson		22	779	35.4		
1953	Wayne Berry		18	739	41.1		
1952	Bob Burkhart		40	1478	37.0		
1951	Bob Burkhart		34	1103	32.4		
1950	Scott Foxley		50	1891	37.8		
1949	Don Paul		40	1564	39.1		
1948	Don Paul		41	1489	36.3		
1941	Bill Sewell		68				
1939	Richard Emerson		25	1076	43.0		



Individual Career Records



Offense

PASS ATTEMPTS

1.	1,451	Alex Brink, 2004-07
2.	1,118	Jason Gesser, 1999-2002
3.	1,086	Jack Thompson, 1975-78
4.	979	Drew Bledsoe, 1990-92
5.	880	Ryan Leaf, 1994-97
6.	789	Timm Rosenbach, 1986-88
7.	725	Ty Paine, 1970-72
8.	640	Chad Davis, 1994-95
9.	613	Mark Rypien, 1981-85
10.	602	Marshall Lobbestael, 2008-11

PASS COMPLETIONS

1.	848	Alex Brink, 2004-07
2.	611	Jason Gesser, 1999-2002
3.	601	Jack Thompson, 1975-78
4.	532	Drew Bledsoe, 1990-92
5.	474	Timm Rosenbach, 1986-88
6.	473	Ryan Leaf, 1994-97
7.	371	Chad Davis, 1994-95
8.	335	Marshall Lobbestael, 2008-11
9.	326	Mark Rypien, 1981-85
10.	325	Ty Paine, 1970-72

PASSING YARDS

1.	10,913	Alex Brink, 2004-07
2.	8,830	Jason Gesser, 1999-02
3.	7,818	Jack Thompson, 1975-78
4.	7,433	Ryan Leaf, 1994-97
5.	7,373	Drew Bledsoe, 1990-92
6.	5,995	Timm Rosenbach, 1986-88
7.	4,573	Mark Rypien, 1981-85
8.	4,167	Chad Davis, 1994-95
9.	4,136	Ty Paine, 1970-72
10.	3,982	Matt Kegel, 2000-03

COMPLETION PERCENTAGE (Min. 150)

1.	.601	Timm Rosenbach, 1986-88 (474/789)
2.	.595	Jeff Tuel, 2009-10 (361/608)
3.	.584	Alex Brink, 2004-07 (848/1451)
4.	.580	Chad Davis, 1994-95 (371/640)
5.	.563	Bob Newman, 1956-58 (246/437)
6.	.553	Jack Thomson, 1975-78 (601/1,086)
7.	.555	Marshall Lobbestael, 2008-11 (335/603)
8.	.547	Jason Gesser, 1999-02 (611/1,118)
9.	.543	Drew Bledsoe, 1990-92 (532/979)
10.	.538	Ryan Leaf, 1994-97 (473/880)

TOUCHDOWNS

1.	76	Alex Brink, 2004-07
2.	70	Jason Gesser, 1999-02
3.	59	Ryan Leaf, 1994-97
4.	53	Jack Thompson, 1975-78
5.	46	Drew Bledsoe, 1990-92
6.	39	Timm Rosenbach, 1986-88
7.	28	Mark Rypien, 1981-85
8.	27	Bob Newman, 1956-58
9.	26	Marshall Lobbestael, 2008-11
10.	25	Jeff Tuel, 2009-current

CONSECUTIVE GAMES WITH A TD PASS

1.	25	Jason Gesser, 2001-02
2.	17	Ryan Leaf, 1996-97

MOST GAMES WITH A TD PASS

1.	37	Alex Brink, 2004-07
2.	31	Jason Gesser, 1999-2002
3.	28	Jack Thompson, 1975-78
4.	24	Ryan Leaf, 1995-97
5.	23	Drew Bledsoe, 1990-92
6.	22	Timm Rosenbach, 1986-88
7.	14	Jeff Tuel, 2009-current
8.	13	Matt Kegel, 2000-03
9.	12	Mark Rypien, 1981-85

MULTIPLE TD PASS GAMES

1.	21	Jason Gesser, 1999-2002
	21	Alex Brink, 2004-07
3.	16	Ryan Leaf, 1995-97
4.	15	Jack Thompson, 1975-78
5.	14	Drew Bledsoe, 1990-92
6.	12	Timm Rosenbach, 1986-88
7.	10	Mark Rypien, 1981-85
8.	9	Marshall Lobbestael, 2008-11
9.	8	Jeff Tuel, 2009-current

RUSHING ATTEMPTS

1.	636	Rueben Mayes, 1982-85
2.	618	Shaumbe Wright-Fair, 1989-92
3.	610	Steve Broussard, 1986-89
4.	560	Kerry Porter, 1982-86
5.	542	Tim Harris, 1979-82
6.	528	Dwight Tardy, 2006-09
7.	482	Jerome Harrison, 2004-05
8.	453	Ken Grandberry, 1971-73
9.	424	Dan Doornink, 1974-77
	424	Michael Black, 1996-97

NET RUSHING YARDS

1.	3,519	Rueben Mayes, 1982-85
2.	3,054	Steve Broussard, 1986-89
3.	2,938	Shaumbe Wright-Fair, 1989-92
4.	2,830	Tim Harris, 1979-82
5.	2,800	Jerome Harrison, 2004-05
6.	2,618	Kerry Porter, 1982-86
7.	2,241	Dwight Tardy, 2006-09
8.	2,129	Michael Black, 1997-97
9.	2,102	Ken Grandberry, 1971-73
10.	1,888	Tali Ena, 1976-79

AVERAGE/ATTEMPT (Min. 200)

1.	5.81	Jerome Harrison, 2004-05 (482/2,800)
2.	5.53	Rueben Mayes, 1982-85 (636/3,519)
3.	5.22	Tim Harris, 1979-82 (542/2,830)
4.	5.22	Bernard Jackson, 1970-71 (341/1,779)
5.	5.02	Michael Black, 1996-97 (424/2,129)
6.	5.01	Steve Broussard, 1986-89 (610/3,054)
7.	4.82	Tali Ena, 1976-79 (372/1,888)
8.	4.75	Shaumbe Wright-Fair, 1989-92 (618/2,938)
10.	4.68	Kerry Porter, 1982-86 (560/2,618)

TOUCHDOWNS

1.	33	Steve Broussard, 1986-89
2.	25	Jerome Harrison, 2004-05
3.	23	Rueben Mayes, 1982-85
4.	22	Shaumbe Wright-Fair, 1989-92
5.	19	Ken Grandberry, 1971-73
	19	Kerry Porter, 1982-86
	19	Michael Black, 1996-97
8.	18	Bernard Jackson, 1970-71
9.	17	Tim Harris, 1979-82
10.	16	Tali Ena, 1976-79

RECEPTIONS

1.	195	Michael Bumpus, 2004-07 (2,022 yards)
2.	182	Brandon Gibson, 2005-08 (2,756 yards)
3.	177	Hugh Campbell, 1960-62 (2,452 yards)
4.	166	Jared Karstetter, 2008-11 (1,988 yards)
5.	148	Phillip Bobo, 1990-92 (2,182 yards)
	148	Jason Hill, 2003-06 (2,704 yards)
7.	140	Nian Taylor, 1996-99 (2,447 yards)
8.	139	Doug Flansburg, 1965-67 (1,652 yards)
9.	137	Marquess Wilson, 2010-present (2,394 yards)
10.	128	C.J. Davis, 1988-92 (2,168 yards)

RECEIVING YARDS

1.	2,756	Brandon Gibson, 2005-08
2.	2,704	Jason Hill, 2003-06
3.	2,459	Hugh Campbell, 1960-62
4.	2,447	Nian Taylor, 1996-99
5.	2,394	Marquess Wilson, 2010-present
6.	2,250	Tim Stallworth, 1986-89
7.	2,182	Phillip Bobo, 1990-92
8.	2,168	C.J. Davis, 1988-92
9.	2,098	Deron Pointer, 1991-93
10.	2,051	Mike Levenseller, 1975-77

RECEIVING AVERAGE (research ongoing) (Min. 30 receptions)

1.	19.6	Gail Cogdill, 1957-59 (64/1,256)
	17.6	Marquess Wilson, 2010-present
	12.0	Jared Karstetter, 2008-11
	11.8	Isiah Barton, 2010-11

RECEIVING TOUCHDOWNS

1.	32	Jason Hill, 2003-06 (2nd all-time Pac-10)
2.	22	Hugh Campbell, 1960-62
3.	19	Jared Karstetter, 2008-11
4.	18	Nian Taylor, 1996-99
	18	Deron Pointer, 1991-93
	18	Devard Darling, 2002-03
	18	Marquess Wilson, 2010-present
8.	17	Brandon Gibson, 2005-08
9.	16	Brian Kelly, 1975-77
	16	Tim Stallworth, 1986-89
	16	Phillip Bobo, 1990-92
	16	Mike Bush, 2001-02



Offense

TOTAL OFFENSE (Net Yards)

1.11,011	Alex Brink, 2004-06
2.9,007	Jason Gesser, 1999-01
3.7,698	JackThompson, 1975-78
4.7,262	Ryan Leaf, 1994-97
5.7,151	Drew Bledsoe, 1990-92
6.6,690	Timm Rosenbach, 1986-88
7.5,101	Mark Rypien, 1981-85
8.5,046	Ty Paine, 1970-72
9.4,167	Chad Davis, 1994-95
10.4,012	Jeff Tuel, 2009-present

TOTAL PLAYS

1.1,697	Alex Brink, 2004-07
2.1,357	Jason Gesser, 1999-02
3.1,345	JackThompson, 1975-78
4.1,216	Drew Bledsoe, 1990-92
5.1,086	Timm Rosenbach, 1986-88
6.1,053	Ryan Leaf, 1994-97
7.1,052	Ty Paine, 1970-72
8.808	Mark Rypien, 1981-85
9.800	Chad Davis, 1994-95
10.738	Jeff Tuel, 2009-present

AVERAGE/PLAY (Min. 250 plays)

1.6.90	Ryan Leaf, 1994-97 (1,053/7,262)
2.6.64	Jason Gesser, 1999-02 (1,357/9,007)
3.6.49	Alex Brink, 2004-07 (1,697/11,011)
4.6.31	Mark Rypien, 1981-85 (808/5,101)
5.6.16	Timm Rosenbach, 1986-88 (1,086/6,690)
6.5.88	Drew Bledsoe, 1990-92 (1,216/7,151)
7.5.84	Matt Kegel, 2000-03 (676/3,947)
8.5.72	JackThompson, 1975-78 (1,345/7,698)
9.5.54	Steve Birnbaum, 1996-99 (658/3,648)
10.5.53	Rueben Mayes, 1982-85 (636/3,519)

TOUCHDOWNS RESPONSIBLE FOR

1.81	Alex Brink	2004-07
2.74	Jason Gesser	1999-01
3.72	Ryan Leaf	1994-97
4.63	JackThompson	1975-78
5.56	Drew Bledsoe	1990-92
6.54	Timm Rosenbach	1986-88
7.38	Mark Rypien	1981-85
8.33	Steve Broussard	1986-89
9.32	Ty Paine	1970-72
10.28	Marshall Lobbestael	2008-11

ALL-PURPOSE YARDS

(Rushing, Receiving, Punt Returns, KO Returns, Interception Returns, since 1970)

1.4,635	Steve Broussard, 1986-89
2.4,418	Rueben Mayes, 1982-84
3.3,804	Shaumbe Wright-Fair, 1989-92
4.3,584	Tim Harris, 1979-82
5.3,474	Bernard Jackson, 1970-71
6.3,267	Jerome Harrison, 2004-05
7.3,166	Nian Taylor, 1996-99
8.3,034	Brandon Gibson, 2005-08
9.2,960	Deron Pointer, 1991-93
10.2,850	Mike Washington, 1976-78, 80

TOUCHDOWNS

1.41	Steve Broussard, 1986-89
2.32	Jason Hill, 2003-06
3.26	Rueben Mayes, 1982-85
26	Shaumbe Wright-Fair, 1989-92
5.25	Jerome Harrison, 2004-05
6.23	Hugh Campbell, 1960-62
7.19	Ken Grandberry, 1971-73
19	Kerry Porter, 1982-86
19	Michael Black, 1996-97
19	Devard Darling, 2002-03

TOTAL POINTS

1.336	Drew Dunning, 2000-03
2.328	Jason Hanson, 1988-91
3.248	Steve Broussard, 1986-89
4.231	JohnTraut, 1982-85
5.206	Rian Lindell, 1997-99
6.192	Jason Hill, 2003-06
7.169	Loren Langley, 2004-07
8.167	TonyTruant, 1992-96
9.163	Joe Danelo, 1972-74
10.158	Hugh Campbell, 1960-62
158	Rueben Mayes, 1982-85

Defense

TOTAL TACKLES

1.	524	Lee Blakeney, 1980-81,83-84
2.	440	Anthony McClanahan, 1990-93
3.	436	Brian Forde, 1984-87
4.	343	John Rushing, 1991-94
5.	334	Tom Poe, 1970-73
6.	325	Billy Newman, 1998-01
7.	323	Greg Trent, 2005-08
8.	317	Gary Larsen, 1971-74
9.	305	Artie Holmes, 1985-88
10.	302	Ron Childs, 1991-94

SOLO TACKLES

1.	287	Anthony McClanahan, 1990-93
2.	263	Brian Forde, 1984-87
3.	252	Lee Blakeney, 1980-81,83-84
4.	221	John Rushing, 1991-94
5.	206	Gary Larsen, 1971-74
6.	199	Ron Childs, 1991-94
7.	188	Steve Gleason, 1996-99
8.	185	Billy Newman, 1998-01
9.	182	Tom Poe, 1970-73
10.	180	Scott Pelluer, 1977-80

ASSISTED TACKLES

1.	272	Lee Blakeney, 1980-81,83-84
2.	173	Brian Forde, 1984-87
3.	153	Anthony McClanahan, 1990-93
4.	152	Tom Poe, 1970-73
	152	Greg Trent, 2005-08
6.	140	Billy Newman, 1998-01
7.	133	Artie Holmes, 1985-88
8.	126	Ken Emmil, 1979-82
9.	123	John Rushing, 1991-94
10.	115	Brian Flores, 1977-80

TACKLES-FOR-LOSS

1.	52.5	DeWayne Patterson, 1991-94 (-342)
2.	45.5	Mkristo Bruce, 2003-06 (-209)
3.	44.5	D.D. Acholonu, 2000-03 (-261)
4.	39.5	Keith Millard, 1980-83 (-223.5)
5.	35.5	Rien Long, 2000-02 (-172)
6.	32.0	Will Derting, 2001-05 (-131)
7.	31.0	Raonall Smith, 1998-01 (-94)
8.	30.5	Four Times, last Isaac Brown, 2000-03 (-159)

TACKLES-FOR-LOSS YARDS

1.	342.5	DeWayne Patterson, 1991-94 (52.5)
2.	261	D.D. Acholonu, 2000-03 (44.5)
3.	223.5	Keith Millard, 1980-83 (39.5)
4.	209	Mkristo Bruce, 2003-06 (45.5)
5.	174	Ivan Cook, 1985-88 (24.5)
6.	172	Rien Long, 2000-02 (35.5)
7.	169	Dorian Boose, 1996-97 (26.5)
8.	167	Erik Howard, 1982-85 (30.5)
9.	159	Isaac Brown, 2000-03 (30.5)
10.	141	Scott Pelluer, 1977-80 (30.0)

SACKS

1.	37.5	DeWayne Patterson, 1991-94 (-244)
2.	32.5	D.D. Acholonu, 2000-03 (-235)
3.	29.5	Mkristo Bruce, 2003-06 (-154)
4.	22.5	Isaac Brown, 2000-03 (-145)
5.	21.5	Keith Millard, 1981-83 (-179.5)
6.	19.0	Scott Pelluer, 1977-80 (-87)
7.	17.5	Ivan Cook, 1985-88 (-152)
8.	17.0	Rien Long, 2000-02 (-119)
9.	15.5	Erik Howard, 1982-85 (-123)
10.	14.5	Dorian Boose, 1996-97 (-130)
	14.5	Will Derting, 2001-04 (-98)

SACK YARDS

1.	244.0	DeWayne Patterson, 1991-94 (37.5)
2.	235.0	D.D. Acholonu, 2000-03 (32.5)
3.	179.5	Keith Millard, 1981-83 (21.5)
4.	154.0	Mkristo Bruce, 2003-06 (29.5)
5.	152.0	Ivan Cook, 1985-88 (17.5)
6.	145.0	Isaac Brown, 2000-03 (22.5)
7.	130.0	Dorian Boose, 1996-97 (14.5)
8.	123.0	Erik Howard, 1982-85 (15.5)
9.	119.0	Rien Long, 2000-02 (17.0)
10.	111.0	Scott Pelluer, 1977-80 (19.0)

INTERCEPTIONS

1.	24	Lamont Thompson, 1997-99,01
2.	16	Jason David, 2000-03
3.	14	Rick Reed, 1966-68
4.	13	Bill Lippincott, 1945-48
	13	Lionel Thomas, 1969-70
6.	12	Eric Johnson, 1971-73
	12	Erik Coleman, 2000-03
8.	11	Don Paul, 1946-49
	11	Torey Hunter, 1991-94
	11	Marcus Trufant, 1999-02

INTERCEPTION YARDS

1.	318	Jason David, 2000-03
2.	231	Rick Reed, 1966-68
3.	223	Lamont Thompson, 1997-99,01
4.	216	Don Paul, 1946-49
5.	197	Bill Lippincott, 1945-48
6.	190	Lionel Thomas, 1969-70
7.	172	Husain Abdullah, 2004-07
8.	166	Bill Gaskins, 1963-65
9.	139	Marcus Trufant, 1999-02
10.	131	Alex Hoffman-Ellis, 2009-11

INTERCEPTION TOUCHDOWNS

1.	3	Jason David, 2000-03
2.	2	Bill Gaskins, 1963-65
	2	Billy Newman, 1998-01
	2	Erik Coleman, 2000-03
	2	Pat Bennett, 2001-04
	2	Eric Frampton, 2003-06
	2	Alex Hoffman-Ellis, 2009-11
7.	1	34 players

PASSES DEFENSED - CAREER

1.	36	Jason David, 2000-03
----	----	----------------------



Special Teams

PUNTS

- 275 Reid Forrest, 2007-10
- 255 Kyle Basler, 2002-05
- 217 Gavin Hedrick, 1974-77
- 208 Rob Myers, 1986-89
- 192 Glenn Harper, 1982-85
- 189 Tim Davey, 1978-81
- 168 James Engstrom, 1965-67
- 156 George Martin, 1994-95
- 154 Kareem Anderson, 1998-99
- 135 Alan Cox, 2000-01

PUNTING AVERAGE (Min. 90 punts)

- 44.9 Reid Forrest, 2007-10 (275/11,753)
- 43.4 Gavin Hedrick, 1974-77 (217/9,409)

PUNTING YARDS

- 11,753 Reid Forrest, 2007-10 (275)
- 10,794 Kyle Basler, 2002-05 (255)
- 9,409 Gavin Hedrick, 1974-77 (217)
- 8,346 Rob Myers, 1986-89 (208)
- 7,911 Tim Davey, 1978-81 (189)
- 7,733 Glenn Harper, 1982-85
- 6,601 James Engstrom, 1965-67 (168)
- 6,375 George Martin, 1994-95 (156)
- 6,219 Kareem Anderson, 1998-99 (154)
- 5,354 Alan Cox, 2000-01 (135)

PUNT RETURNS

- 90 Kitrick Taylor, 1982-83,85-86 (781)
- 90 Jay Dumas, 1992-95 (705)
- 80 Michael Bumpus, 2004-07 (801)
- 78 Bill Sewell, 1939-41 (706)
- 56 Jerry Williams, 1946-48 (700)
- 54 Phillip Bobo, 1990-92 (387)
- 49 Collin Henderson, 1999-02 (333)
- 47 Shawn Tims, 1994-97 (599)
- 45 Marcus Trufant, 1999-02 (449)
- 45 Sammy Moore, 2002-03 (419)

PUNT RETURN YARDS

- 801 Michael Bumpus, 2004-07 (80)
- 781 Kitrick Taylor, 1982-83,85-86 (90)
- 706 Bill Sewell, 1939-41 (78)
- 705 Jay Dumas, 1992-95 (90)
- 700 Jerry Williams, 1946-48 (56)
- 599 Shawn Tims, 1994-97 (47)
- 483 Mark Williams, 1966-68 (40)
- 449 Marcus Trufant, 1999-02 (45)
- 419 Sammy Moore, 2002-03 (45)
- 417 Bud Roffler, 1949-51 (32)

PUNT RETURN AVERAGE (Min. 20 returns)

- 13.0 Bud Roffler, 1949-51 (32/417)

PUNT RETURN TOUCHDOWNS

- 3 Mark Williams, 1966-68
- 3 Michael Bumpus, 2004-05
- 2 Robin Sinclair, 1971-74
- 2 Kitrick Taylor, 1982-83,85-86
- 1 12 players

KICKOFF RETURNS

- 67 Isiah Barton, 2010-11
- 60 Mike Washington, 1976-78,80
- 54 Bernard Jackson, 1972-73
- 49 Victor Wood, 1985-88
- 45 Mark Williams, 1966-68
- 44 Anthony Prior, 1989-91
- 44 Sammy Moore, 2002-03
- 43 Chantz Staden, 2008
- 40 Greg Johnson, 1972-73
- 38 Deron Pointer, 1991-93
- 38 Curtis Nettles, 1999-02

KICKOFF RETURN YARDS

- 1,578 Isiah Barton, 2010-11
- 1,359 Mike Washington, 1976-78,80
- 1,242 Bernard Jackson, 1972-73
- 1,075 Mark Williams, 1966-68
- 1,005 Dee Moronkola, 1995-98
- 997 Sammy Moore, 2002-03
- 970 Chantz Staden, 2008
- 954 Anthony Prior, 1989-91
- 898 Victor Wood, 1985-88
- 862 Deron Pointer, 1991-93

KICKOFF RETURN AVERAGE (Min. 20)

- 25.9 Ken Graham, 1961-63 (20/518)
- 23.6 Isiah Barton, 2010-11 (67/1578)

KICKOFF RETURN TOUCHDOWN

- 2 Jerry Williams, 1946-48
- 2 Ken Graham, 1961-63
- 2 Bernard Jackson, 1970-71
- 2 Anthony Prior, 1989-91
- 2 Dee Moronkola, 1995-98
- 2 Sammy Moore, 2002-03
- 1 13 players

PAT ATTEMPTS

- 144 Jason Hanson, 1988-91
- 143 Drew Dunning, 2000-03
- 113 Rian Lindell, 1997-99
- 112 John Traut, 1982-85
- 97 Loren Langley, 2004-06
- 90 Tony Truant, 1992-96
- 80 Andrew Furney, 2010-present
- 73 Joe Danelo, 1972-74
- 59 Paul Watson, 1977-78
- 59 Aaron Price, 1992-93

PAT MADE

- 139 Jason Hanson, 1988-91
- 132 Drew Dunning, 2000-03
- 110 Rian Lindell, 1997-99
- 102 John Truat, 1982-85
- 90 Loren Langley, 2004-06
- 84 Tony Truant, 1992-96
- 70 Joe Danelo, 1972-74
- 57 Aaron Price, 1992-93
- 57 Andrew Furney, 2010-present
- 54 Paul Watson, 1977-78

CONSECUTIVE PAT

- 81 Jason Hanson, 1988-91
- 53 Rian Lindell, 1997-98-99
- 50 Kevin Adams, 1986-87
- 43 Chuck Diedrick, 1975-76
- 36 John Traut, 1982-83-84
- 33 Drew Dunning, 2001-02
- 30 Aaron Price, 1992-93

FIELD GOALS ATTEMPTED

- 96 Jason Hanson, 1988-91 (63)
- 88 Drew Dunning, 2000-03 (68)
- 65 John Traut, 1982-85 (43)
- 61 Joe Danelo, 1972-75 (31)
- 50 Aaron Price, 1992-93 (30)
- 50 Rian Lindell, 1997-99 (32)
- 46 Loren Langley, 2004-06 (26)
- 42 Tony Truant, 1992-96 (27)
- 34 Chuck Diedrick, 1975-76 (15)
- 33 Paul Watson, 1977-78 (1)
- 33 Mike DeSanto, 1979-80 (21)

FIELD GOALS MADE

- 68 Drew Dunning, 2000-03 (88)
- 63 Jason Hanson, 1988-91 (96)
- 43 John Traut, 1982-85 (65)
- 32 Rian Lindell, 1997-99 (50)
- 31 Joe Danelo, 1972-74 (61)
- 30 Aaron Price, 1992-93 (50)
- 27 Tony Truant, 1992-96 (42)
- 26 Loren Langley, 2004-05 (46)
- 21 Mike DeSanto, 1979-80 (33)
- 20 Don Sweet, 1970-71 (1)

FIELD GOAL PERCENTAGE (Min. 30 att.)

- .773 Drew Dunning, 2000-03 (68-88)
- .662 John Traut, 1982-85 (43/65)
- .656 Jason Hanson, 1988-91 (63/96)
- .640 Rian Lindell, 1997-99 (32/50)
- .636 Mike DeSanto, 1979-80 (21/33)
- .625 Don Sweet, 1970-71 (20/32)
- .600 Aaron Price, 1992-93 (30/50)
- .600 Tony Truant, 1992-96 (27/45)
- .515 Paul Watson, 1977-78 (17/33)
- .508 Joe Danelo, 1972-74 (31/61)

MOST 50+ FIELD GOALS

- 18 Jason Hanson, 1988-91
- 5 Rian Lindell, 1996-99
- 3 Aaron Price, 1992-93
- 3 Andrew Furney, 2010-present
- 2 Paul Watson, 1977-78
- 2 Joe Danelo, 1970-72
- 2 John Truant, 1994-96
- 2 Kevin Morris, 1981
- 1 Kevin Adams, 1986-87

POINTS KICKING

- 336 Drew Dunning, 2000-03
- 328 Jason Hanson, 1988-91
- 231 John Traut, 1982-85
- 206 Rian Lindell, 1997-99
- 168 Loren Langley, 2004-06
- 167 Tony Truant, 1992-96
- 163 Joe Danelo, 1972-74
- 147 Aaron Price, 1992-93
- 112 Mike DeSanto, 1979-80
- 108 Andrew Furney, 2010-present



Team Records





Single-Game Records

OFFENSE

RUSHING

RUSHING ATTEMPTS

- 76 California, 1974
- 76 Washington, 1975

NET RUSHING YARDS

- 524 Oregon, 1984

TOUCHDOWNS

- 10 Idaho, 1975

PASSING

PASS ATTEMPTS

- 67 Montana, 1992

PASS COMPLETIONS

- 38 Montana, 1992
- 38 San Diego State, 2007

PASSING YARDS

- 531 Oregon State, 2005

PASSES HAD INTERCEPTED

- 8 Michigan State, 1970

TOUCHDOWNS

- 7 UNLV, 2011

RECEIVING

RECEPTIONS

- 38 Montana, 1992
- 38 San Diego State, 2007

RECEIVING YARDS

- 531 Oregon State, 2005

RECEIVING TOUCHDOWNS

- 7 UNLV, 2011

TOTAL OFFENSE

NET YARDS

- 693 Idaho, 1975

TOTAL PLAYS

- 106 Montana, 1992

FIRST DOWNS

FIRST DOWNS - TOTAL

- 36 Montana, 1992
- 36 San Diego State, 2007
- 36 Portland State, 2008

FIRST DOWNS - RUSHING

- 23 Oregon, 1984

FIRST DOWNS - PASSING

- 24 San Diego State, 2007

FIRST DOWNS - PENALTIES

- 9 Idaho, 1970

FUMBLES

FUMBLES

- 10 UCLA, 1971

FUMBLES LOST

- 6 UCLA, 1971

DEFENSE

TACKLES

TOTAL TACKLES

- 105 Arizona State, 1991

SOLO TACKLES

- 71 Arizona State, 1991

ASSISTED TACKLES

- 71 UNLV, 1991

TACKLES-FOR-LOSS YARDS

- 92 Oregon, 1994

SACK YARDS

- 84 Oregon, 1994

INTERCEPTIONS

INTERCEPTIONS

- 7 Oregon, 2003

INTERCEPTION YARDS

- 148 San Jose State, 1962

INTERCEPTION TOUCHDOWNS

- 2 Wyoming, 1987
- 2 Arizona, 1987
- 2 SMU, 2009

PENALTIES

PENALTIES

PENALTIES

- 20 Arizona State, 1993

PENALTY YARDS

- 195 Arizona State, 1993

SPECIAL TEAMS

PUNTING

PUNTS

- 15 Stanford, 1969

PUNTING AVERAGE

- 53.9 Colorado, 2003

PUNTING YARDS

- 612 Stanford, 1969

PUNT RETURN

PUNT RETURNS

- 10 Oregon, 1994

PUNT RETURN YARDS

- 186 USL, 1997

KICKOFF RETURN

KICKOFF RETURNS

- 11 California, 2008

KICKOFF RETURN YARDS (120+)

- 249 Oregon, 1998

KICKOFF RETURN TOUCHDOWNS

- 1 25 times

SCORING

TOUCHDOWNS

- 14 Blair College, 1907
- 14 Puget Sound, 1909

TOTAL POINTS

- 86 Blair College, 1907

POINTS KICKING

- 16 BYU 1989
- 16 Boise State 1997

PAT ATTEMPTS

- 12 Idaho 1975

PAT MADE

- 12 Idaho 1975

CONSECUTIVE PAT

- 12 Idaho 1975

MOST 50+ FIELD GOALS

- 2 Oregon State 1981

FIELD GOALS ATTEMPTED

- 6 Kansas 1977

FIELD GOALS MADE

- 5 New Mexico 2003

FIELD GOAL PERCENTAGE (Min. 3 attempts)

- 1.000 5/5, New Mexico, 2003
- 1.000 3/3, Idaho State, 2011
- 1.000 4/4, UCLA, 2011

CONSECUTIVE FIELD GOALS

- 1.000 5/5, New Mexico, 2003



Single-Season Records

OFFENSE

RUSHING

RUSHING ATTEMPTS

1. 639 1973

NET RUSHING YARDS

1. 2,909 1981

AVERAGE/ATTEMPT

1. 5.31 1984

AVERAGE/GAME

1. 264.5 1981

TOUCHDOWNS

1. 36 1981

PASSING

PASS ATTEMPTS

1. 525 2007

PASS COMPLETIONS

1. 309 2007

PASSING YARDS

1. 4,120 1997

PASSING YARDS/GAME

1. 343.3 1997

PASSES HAD INTERCEPTED

1. 36 1970

COMPLETION PERCENTAGE

1. .648 1988

TOUCHDOWNS

1. 35 1997

RECEIVING

RECEPTIONS

1. 309 2007

RECEIVING YARDS

1. 4,120 1997

RECEIVING TOUCHDOWNS

1. 35 1997

TOTAL OFFENSE

NET YARDS

1. 5,922 1997

TOTAL PLAYS

1. 962 2003

YARDS/GAME

1. 493.5 1997

FIRST DOWNS

FIRST DOWNS - TOTAL

1. 316 1988

FIRST DOWNS - RUSHING

1. 173 1988

FIRST DOWNS - PASSING

1. 175 2007

FIRST DOWNS - PENALTIES

1. 46 2001

FUMBLES

FUMBLES

1. 62 1972

FUMBLES LOST

1. 26 1974

DEFENSE

TACKLES

TACKLES-FOR-LOSSES

(since 1985)

1. 109 2002 (-515 yards)

TACKLES-FOR-LOSS YARDS (since 1985)

1. 515 2002 (109 TFLs)

SACKS (since 1979)

1. 55 2002 (-377 yards)

SACKS YARDS

1. 377 2002 (55 sacks)

INTERCEPTIONS

INTERCEPTIONS

1. 26 2001

INTERCEPTION YARDS

1. 405 2001

INTERCEPTION AVERAGE/RETURN

1. 24.1 2003

INTERCEPTION TOUCHDOWNS

1. 5 2001

PENALTIES

PENALTIES

PENALTIES

1. 150 2003

PENALTY YARDS

1. 1,230 2003

SPECIAL TEAMS

PUNTING

PUNTS

1. 97 1994

PUNTING AVERAGE

1. 44.8 1990

PUNTING YARDS

1. 3719 1994

PUNT RETURN

PUNT RETURNS

1. 50 2003

PUNT RETURN YARDS

1. 527 1997

PUNT RETURN AVERAGE

(Min. 10 returns)

1. 16.4 1968

PUNT RETURN TOUCHDOWN

1. 4 1968

KICKOFF RETURN

KICKOFF RETURNS

1. 78 2008

KICKOFF RETURN YARDS

1. 1,640 2008

KICKOFF RETURN AVERAGE

(Min. 10)

1. 27.0 1941

KICKOFF RETURN TOUCHDOWNS

1. 2 1998

SCORING

SCORING

TOUCHDOWNS

1. 64 1997

TOTAL POINTS

1. 483 1997

POINTS KICKING

1. 116 2003

PAT ATTEMPTS

1. 60 1997

PAT MADE

1. 57 1997

CONSECUTIVE PAT

1. 28 1999

MOST 50+ FIELD GOALS

1. 6 1991

FIELD GOALS ATTEMPTED

1. 33 2002

FIELD GOALS MADE

1. 27 2003

FIELD GOAL PERCENTAGE

(Min. 15 att.)

1. .871 2003



Cougars in the Draft



WSU DRAFT HISTORY

Since 1960...

1960 [1959 SEASON]**NFL DRAFT (2)**

6th (3/63) Gail Cogdill, WR, Detroit
6th (6/66) Don Eilersick, WR, Los Angeles Rams

1961 [1960 SEASON]**NFL DRAFT (1)**

5th (5/61) Keith Lincoln, RB, Chicago

1962 [1961 SEASON]**NFL DRAFT (3)**

9th (14/126) Peter Schenck, RB, Green Bay
17th (12/236) Mike Martin, OL, Philadelphia
20th (9/275) Herm McKee, RB, Baltimore

1963 [1962 SEASON]**NFL DRAFT (2)**

4th (8/50) Hugh Campbell, WR, San Francisco
6th (11/81) Dave Mathieson, QB, Chicago

1964 [1963 SEASON]**NFL DRAFT (2)**

12th (8/162) Kenny Graham, DB, Baltimore
13th (10/178) Glenn Baker, OL, Pittsburgh

1965 [1964 SEASON]**NFL DRAFT (2)**

1st (9/9) Clancy Williams, RB, Los Angeles Rams
19th (2/254) Dale Ford, RB, San Francisco

1966 [1965 SEASON]**NFL DRAFT (0)**

None

1967 [1966 SEASON]**NFL DRAFT (3)**

2nd (11/37) Rich Sheron, TE, New York Jets
6th (5/138) Bud Norris, TE, Miami
11th (8/271) Bob Trygstad, DT, Minnesota

1968 [1967 SEASON]**NFL DRAFT (1)**

5th (1/112) Dave Middendorf, OL, Cincinnati

1969 [1968 SEASON]**NFL DRAFT (1)**

7th (16/172) Steven Van Sinderen, OL, San Francisco

1970 [1969 SEASON]**NFL DRAFT (3)**

15th (10/374) Jim Vest, DE, New Orleans
15th (24/388) Fred Moore, WE, Oakland
17th (6/422) Richard Smith, RB, Cincinnati

1971 [1970 SEASON]**NFL DRAFT (0)**

None

1972 [1971 SEASON]**NFL DRAFT (2)**

4th (3/81) Bernard Jackson, RB, Cincinnati
14th (13/351) John Van Reenan, DE, San Diego

1973 [1972 SEASON]**NFL DRAFT (1)**

9th (17/225) Ty Paine, QB, New York Giants

1974 [1973 SEASON]**NFL DRAFT (3)**

6th (22/152) Robin Sinclair, DB, Cincinnati
8th (8/190) Ken Grandberry, RB, Chicago
9th (4/212) Tom Wickert, OL, Miami

1975 [1974 SEASON]**NFL DRAFT (3)**

3rd (8/60) Andrew Jones, RB, New Orleans
3rd (9/61) Geoff Reece, C, Los Angeles Rams
10th (23/257) Joe Danelo, K, Miami

1976 [1975 SEASON]**NFL DRAFT (4)**

10th (10/275) Robin Ross, OL, San Francisco
13th (23/370) Mark Young, OL, Oakland
14th (8/383) Mark Husfloen, DE, Atlanta
15th (2/405) Dan Smith, OL, Seattle

1977 [1976 SEASON]**NFL DRAFT (0) - None****1978 [1977 SEASON]****NFL DRAFT (8)**

1st (19/19) Ken Greene, CB, St. Louis
4th (3/87) Don Schwartz, SS, New Orleans
6th (26/164) Mike Levenseller, WR, Oakland
7th (8/174) Dan Doornink, RB, New Orleans
8th (25/219) Don Hover, LB, Washington
8th (26/220) Gavin Hedrick, P, San Diego
12th (6/312) Eason Ramson, TE, Green Bay
12th (12/318) Mark Patterson, DB, Detroit
NFL FREE AGENT (0)
CFL (1)
Brian Kelly, WR, Edmonton

1979 [1978 SEASON]**NFL DRAFT (1)**

1st (3/3) Jack Thompson, QB, Cincinnati
NFL FREE AGENT (1)
George Yarno, DL, Tampa Bay

1980 [1979 SEASON]**NFL DRAFT (4)**

4th (25/108) Bob Gregor, DB, San Diego
11th (15/292) Tali Ena, RB, Seattle
12th (2/307) Ray Williams, RB, Detroit
12th (4/309) Tyrone Gray, WR, St. Louis
NFL FREE AGENT (1)
Mike Snow, DB, New York Giants

1981 [1980 SEASON]**NFL DRAFT (5)**

4th (8/91) Scott Pelluer, LB, New Orleans
9th (9/230) Samoa Samoa, QB, Cincinnati
9th (15/236) Jim Whatley, WR, Seattle
9th (25/246) Mike Wilson, WR, Dallas
10th (19/267) Allan Kennedy, OT, San Francisco
NFL FREE AGENT (4)
Brian Fiones, NG, Seattle
John Little, OT, Dallas
Greg Sykes, OG, Seattle
Mike Washington, RB, Buffalo

1982 [1981 SEASON]**NFL DRAFT (4)**

5th (27/138) Paul Sorensen, DB, Cincinnati
6th (1/140) Pat Beach, TE, Baltimore
8th (2/197) Ken Collins, DT, New England
11th (9/288) Jeff Keller, WR, Atlanta
NFL FREE AGENT (3)
Nate Bradley, DB, Atlanta
Matt Elisara, NG, Denver
Mark McKay, OG, Denver
CFL (1)
Mike Walker, DT, Hamilton

1983 [1982 SEASON]**NFL DRAFT (2)**

11th (6/285) Steve Sebahar, C, Philadelphia
12th (4/311) Clete Casper, QB, Los Angeles Rams

NFL FREE AGENTS (3)

Tim Harris, RB, Pittsburgh
T.J. Jones, WR, Seattle
James Matthews, RB, New York Jets
USFL DRAFT (3)
13th (??) Kevin Sloan, OT, Michigan
16th (??) Tim Harris, RB, Los Angeles
24th (??) Steve Sebahar, C, Oakland

1984 [1983 SEASON]**NFL DRAFT (3)**

1st (13/13) Keith Millard, DT, Minnesota
3rd (6/62) Eric Williams, DT, Detroit
11th (12/292) Charlie Flager, OT, New England
NFL FREE AGENTS (3)
Ralf Uebel, OL, Denver
Joe Taylor, DB, Denver
John Winslow, OT, Kansas City
USFL DRAFT (6)
1st (??) Keith Millard, DT, Arizona
1st (??) Eric Williams, DT, New Jersey
6th (??) Ricky Turner, QB, San Antonio
8th (??) Charlie Flager, OT, Arizona
14th (??) Joe Taylor, SS, New Orleans
17th (??) Dan Lynch, OG, Jacksonville
CFL (1)
Ricky Turner, QB, Toronto

1985 [1984 SEASON]**NFL DRAFT (2)**

8th (28/224) Milford Hodge, DT, New England
12th (26/334) Dan Lynch, OG, Denver
NFL FREE AGENT (3)
Lee Blakeney, LB, Denver
Sam Burris, WR, Dallas
John Marshall, WR, Kansas City
CFL (3)
Mike Palumbo, OG, Calgary
Rico Tipton, LB, Calgary
Junior Tupuola, LB, Calgary

1986 [1985 SEASON]**NFL DRAFT (4)**

2nd (19/46) Erik Howard, DT, New York Giants
3rd (2/57) Rueben Mayes, RB, New Orleans
6th (8/146) Mark Rypien, QB, Washington
9th (12/261) Junior Tautalatasi, RB, Philadelphia
NFL FREE AGENT (1)
Cedrick Brown, CB, Philadelphia
CFL (2)
Peter Emsky, OG, Edmonton



WSU DRAFT HISTORY

Since 1960...

Glenn Harper, P, Edmonton

1987 [1986 SEASON]

NFL DRAFT (4)

2nd (8/36) Ricky Reynolds, DB, Tampa Bay
5th (16/128) Kitrick Taylor, WR, Kansas City
7th (3/171) Kerry Porter, RB, Buffalo
8th (7/202) Michel James, WR, Houston
NFL FREE AGENT (0)

1988 [1987 SEASON]

NFL DRAFT (3)

3rd (19/74) James Hasty, DB, New York Jets
7th (25/190) Brian Forde, LB, New Orleans
11th (27/304) Richard Calvin, RB, Denver
NFL FREE AGENT (3)
Chris Hiller, DL, Dallas
Chris Leighton, TE, Dallas
Marvin Adams, DL, Washington

1989 [1988 SEASON]

NFL DRAFT (3)

3rd (3/59) Mike Utleby, OL, Detroit
8th (26/221) Chris Dyko, OL, Chicago
11th (14/293) Artie Holmes, DB, New York Jets

NFL SUPPLEMENTAL DRAFT (1)

1st (1/1) Timm Rosenbach, QB, Phoenix

NFL FREE AGENT (4)

Ivan Cook, DE, Atlanta
Maury Metcalf, LB, Atlanta
Jim Michalczyk, OG, Phoenix
Ken Kuiper, OT, Dallas

CFL (1)

Tuineau Alipate, LB, Saskatchewan

1990 [1989 SEASON]

NFL DRAFT (6)

1st (20/20) Steve Broussard, RB, Atlanta
5th (3/112) Tony Savage, DT, New York Jets
6th (24/161) Tim Stallworth, WR, Los Angeles Rams
7th (17/182) Dan Grayson, LB, Pittsburgh
8th (11/204) Doug Wellsandt, TE, Cincinnati
11th (26/302) Tim Downing, DT, New York Giants

NFL FREE AGENT (6)

Rob Myers, P, Cincinnati
Rodd Olson, TE, Seattle
Randy Gray, DE, Seattle
John Husby, OT, Denver
Mark Ledbetter, LB, New Orleans
Paul Wulff, C, New York Jets

CFL (1)

Marlin Brown, DE, Calgary
Maury Metcalf, LB ('89 draft), Saskatchewan

1991 [1990 SEASON]

NFL DRAFT (0)

NFL FREE AGENT (3)

Steve Cromer, OL, Green Bay
Calvin Griggs, WR, Seattle
Ron Young, WR, NY Jets

CFL (2)

Curt Newton, LB, British Columbia
Rich Swinton, RB, Calgary

1992 [1991 SEASON]

NFL DRAFT (4)

2nd (28/56) Jason Hanson, K, Detroit
5th (14/126) Michael Wright, DB, NY Giants
9th (14/238) Anthony Prior, DB, NY Giants
11th (9/289) Augustin Olobia, WR, Cleveland
NFL FREE AGENT (0)
CFL (1)
3rd (4/20) Konrad Pimiskern, OL, Winnipeg
(DNP, returned to play for WSU)

1993 [1992 SEASON]

NFL DRAFT (3)

1st (1/1) Drew Bledsoe, QB, New England
4th (15/99) Lewis Bush, DL, San Diego
7th (1/169) Clarence Williams, TE, Denver

NFL FREE AGENT (6)

Bob Garman, OL, Phoenix
Kurt Loertscher, LB, Washington
Phillip Bobo, WR, Los Angeles Rams
C.J. Davis, WR, Seattle
Shaumbe Wright-Fair, RB, Detroit
Robbie Tobeck, C, Atlanta

1994 [1993 SEASON]

NFL DRAFT (0) (First Time WSU has not had a player drafted since 1991 and just the second time since WSU began keeping records after the 1977 season (1978 draft).

NFL FREE AGENT (5)

Brett Carolan, TE, San Francisco
Josh Dunning, OL, Chicago
Brian Ford, DT, Philadelphia
Anthony McClanahan, LB, Dallas
Deron Pointer, WR, Indianapolis

CFL (2)

Aaron Price, K, Sacramento
Robert Turner, DB, Sacramento

1995 [1994 SEASON]

NFL DRAFT (4)

1st (13/13) Mark Fields, LB, New Orleans
3rd (29/93) Don Sasa, DT, San Diego
3rd (31/95) Torey Hunter, DB, Houston
7th (33/241) Chad Eaton, DL, Phoenix

NFL FREE AGENT (2)

Ron Childs, LB, Kansas City
DeWayne Patterson, DL, Seattle

CFL (2)

Singor Mobley, DB, Edmonton
John Rushing, DB, Birmingham

1996 [1995 SEASON]

NFL DRAFT (1)

7th (1/210) Chris Hayes, LB, New York Jets

NFL FREE AGENT (2)

Brian Walker, DB, Washington
Dwayne Sanders, DL, New York Jets

CFL (1)

Mark Pimiskern, LB, British Columbia

1997 [1996 SEASON]

NFL DRAFT (3)

2nd (27/57) James Darling, lb, Philadelphia
3rd (21/81) Scott Sanderson, ol, Houston
5th (9/139) Chad Carpenter, wr, Arizona

NFL FREE AGENT (1)

Shad Hinchin, db, San Diego

CFL (1)

Bryan Chiu, Montreal

1998 [1997 SEASON]

NFL DRAFT (4)

1st (1/2) Ryan Leaf, qb, San Diego
2nd (1/31) Leon Bender, Oakland
2nd (26/56) Dorian Boose, de, NY Jets
7th (8/197) Jason McEndoo, c, Seattle

NFL FREE AGENT (9)

Michael Black, rb, Seattle
Shane Doyle, de, Buffalo
Chris Jackson, wr, Seattle
Ray Jackson, db, Carolina
Shawn McKenzie, wr, San Francisco
Shawn McWashington, wr, Kansas City
Brandon Moore, lb, Kansas City
Duane Stewart, db, Buffalo
Cory Withrow, og, Minnesota

1999 [1998 SEASON]

NFL DRAFT (1)

7th (36/242) Dee Moronkola, cb, Jacksonville

NFL FREE AGENT (4)

Gary Holmes, dt, Seattle
Jonathan Nance, de, Seattle
Love Jefferson, te, Chicago
Rob Rainville, ot, Oakland

CFL (1)

1st (1/1) Rob Meier, dt, British Columbia

2000 [1999 SEASON]

NFL DRAFT (1)

7th (35/241) Rob Meier, dt, Jacksonville

NFL FREE AGENTS (5)

Rian Lindell, pk, Dallas
Kareem Anderson, p, Washington
Steve Gleason, lb, Indianapolis
Earl Riley, db, Kansas City
Ryan Tujague, ol, New England

2001 [2000 SEASON]

NFL DRAFT (1)

4th (21/116) Milton Wynn, wr, St. Louis

NFL Free Agents (1)

Marcus Williams, wr, Indianapolis

2002 [2001 SEASON]

NFL DRAFT (2)

2nd (6/38) Raonall Smith, lb, Minnesota
2nd (9/41) Lamont Thompson, db, Cincinnati

NFL FREE AGENTS (4)

Joey Hollenbeck, ol, St. Louis
Nakoa McElrath, wr, Jacksonville/Seattle
Billy Newman, s, Tennessee
Tupo Tuupo, de, San Diego

WSU DRAFT HISTORY

Since 1960...

2003 [2002 SEASON]

NFL DRAFT (2)

1st (11/11) Marcus Trufant, CB, Seattle

4th (29/126) Rien Long, DT, Tennessee

NFL FREE AGENTS (5)

Mike Bush, WR, San Francisco

Jason Gesser, QB, Tennessee

Jerome Riley, WR, Tennessee

Derrick Roche, OL, Tennessee

John Tippins, RB, Baltimore

2004 [2003 SEASON]

NFL DRAFT (3)

3rd (19/82) Devard Darling, WR, Baltimore

4th (29/125) Jason David, CB, Indianapolis

5th (11/143) Erik Coleman, FS, NY Jets

NFL FREE AGENTS (8)

D.D. Acholonu, LB, Buffalo

Isaac Brown, LB, Seattle

Jermaine Green, RB, NY Giants

Matt Kegel, QB, Minnesota

Sammy Moore, WR, Seattle

Josh Parrish, OL, Pittsburgh

Jonathan Smith, RB, Kansas City

Virgil Williams, S, Chicago

2005 [2004 SEASON]

NFL DRAFT (3)

3rd (12/76) Karl Paymah, CB, Denver

6th (37/211) Calvin Armstrong, OT, Philadelphia

7th (17/231) Hamza Abdullah, DB, Tampa Bay

NFL FREE AGENTS (1)

Sam Lightbody, OL, Houston

2006 [2005 SEASON]

NFL DRAFT (1)

5th (12/145) Jerome Harrison, RB, Cleveland

NFL FREE AGENTS (4)

Kyle Basler, P, Cleveland

Troy Bienemann, TE, New Orleans

Omawale Dada, CB, New York Jets

Nick Muhlhauser, C, San Diego

CFL (1)

1st (1/1) Adam Braidwood, DE, Edmonton

2007 [2006 SEASON]

NFL DRAFT (2)

3rd (12/76) Jason Hill, WR, San Francisco

5th (28/165) Eric Frampton, S, Oakland

NFL FREE AGENTS (5)

Cody Boyd, TE, Pittsburgh

Tyron Brackenridge, CB, Kansas City

Mkristo Bruce, DE, Miami

Steve Dildine, LB, San Francisco

Charles Harris, OL, Tennessee

2008 [2007 SEASON]

NFL DRAFT (1)

7th (16/223) Alex Brink, QB, Houston

NFL FREE AGENTS (5)

Husain Abdullah, DB, Minnesota

Michael Bumpus, WR, Seattle

Jed Collins, TE, Philadelphia

Charles Dillon, WR, Indianapolis

Ropati Pitoitua, DT, New York Jets

2009 [2008 SEASON]

NFL DRAFT (1)

6th (21/194) Brandon Gibson, WR, Philadelphia

NFL FREE AGENTS (1)

Devin Frischknecht, TE, Washington

2010 [2009 SEASON]

NFL DRAFT (0)

NFL FREE AGENTS (1)

Kenny Alfred, C, Tennessee

CFL (2)

1st (1/2) Joe Eppelle, OL, Toronto

3rd (Supplemental) Johnny Forzani, WR, Calgary

2011 [2010 SEASON]

NFL DRAFT (1)

6th (38/203) Zack Williams, C, Carolina

NFL FREE AGENTS (1)

Reid Forrest, P, Buffalo

NOTES

* = Year cited is the year the draft was held in, thus 1978 refers to those who played football at WSU in the fall of 1977.

NOTE - Figures in parentheses represent the draft position in the round/total draft position.

WSU'S NFL SUMMARY

1978-2011

Most Players Drafted: Eight in 1978

Most Players Drafted First: One, 1989 and 1993

1989 (1) - Timm Rosenbach, QB, Phoenix (supplemental)

1993 (1) - Drew Bledsoe, QB, New England

Most Players Drafted First Round: One, Nine times

1978 (19) - Ken Green, CB, St. Louis

1979 (3) - Jack Thompson, QB, Cincinnati

1984 (13) - Keith Millard, DT, Minnesota

1989 (1) - Timm Rosenbach, QB, Phoenix (supplemental)

1990 (20) - Steve Broussard, RB, Atlanta

1993 (1) - Drew Bledsoe, QB, New England

1995 (13) - Mark Fields, LB, New Orleans

1998 (2) - Ryan Leaf, QB, San Diego

2003 (11) - Marcus Trufant, CB, Seattle

Most Players Drafted First Two Rounds: Three in 1998

Most Players Drafted First Three Rounds: Three in 1995, 1998

Most Players Drafted First Seven Rounds: Four 1978, 1990, 1995 and 1998

Most Free Agents Signed: 9 in 1998

Most Players Signed (Drafted and FA): 13 in 1998 (4 drafted, 9 free agents)

Total Players Drafted, 1978-2008: 88

Total Players Free Agent, 1978-2008: 105


Total Cougars Drafted by Round*:

1 - 9, 2 - 8, 3 - 10, 4 - 8, 5 - 9, 6 - 6, 7 - 11, 8 - 7, 9 - 5, 10 - 1, 11 - 7, 12 - 7

* = [NFL conducted 12-round draft through 1992, then reduced to seven rounds beginning with the 1993 draft.]



Cougars in the Pros



Cougars in the Pros

All-Time

NATIONAL FOOTBALL LEAGUE (159)

Abdullah, Hamza (DB): 2005-08 Denver, 2008 Denver, 2008 Cleveland, 2009 Arizona
 Abdullah, Husain (DB): Minnesota 2008-09
 Acholonu, D.D. (DE): 2005 Buffalo (FA), 2005 Houston
 Akins, Robert (B): 1946 Cleveland Browns; 1947-48 Brooklyn Dodgers
 Akins, Frank (B): 1943-46, Washington
 Alipate, Tuineau (LB): 1994 New York Jets (FA), 1995-1996 Minnesota
 Armstrong, Calvin (OL): 2005-2006 Philadelphia (6/37/211); 2007 Washington
 Bailey, Byron (B): 1952-53, Detroit; 1953 Green Bay
 Bangs, Benton (B): 1926 Los Angeles Buccaneers
 Barker, Edward (E): 1953 LA Rams (1st); 1953 Pittsburgh; 1954 Washington
 Basler, Kyle (P): 2006-07 Cleveland (FA)
 Beach, Pat (TE): 1982-1991 Baltimore/Indianapolis (6th), 1992 NY Jets, 1993 Phoenix
 Bell, Kay (T): 1937 Chicago; 1940-41 Columbus Bullies (AFL); 1942 New York Giants
 Berry, Wayne (B): 1954 New York Giants
 Bienemann, Troy (TE): 2006 New Orleans (FA), 2007-2008 Arizona
 Black, Michael (RB): 1998 Seattle (FA), 1999 Dallas
 Bledsoe, Drew (QB): 1993-2001 New England (1/1/1), 2002-04 Buffalo, 2005-06 Dallas
 Bobo, Philip (WR): 1995-1996 Oakland Raiders
 Boose, Dorian (DT): 1998-2000 New York Jets (2/26/56), 2001 Washington, 2002 Houston
 Boyd, Cody (TE): 2007 Washington (FA), 2008 Pittsburgh
 Boylan, James (E): 1963 Minnesota
 Brackenridge, Tyron (DB): 2007-08 Kansas City, 2009 Jacksonville
 Brett, Edward (E): 1936 Chicago Cardinals; 1936-37 Pittsburgh Pirates
 Broussard, Steve (RB): 1990-1993 Atlanta (1/20/20), 1994 Cincinnati, 1995-98 Seattle, 1999 Baltimore
 Burks, Joseph (C): 1926 Milwaukee Badgers
 Bush, Lewis (LB): 1993-1999 San Diego (4/15/98), 2000-2003 Kansas City
 Carolan, Brett (TE): 1994-95 San Francisco (FA), 1996-97 Miami
 Childs, Ron (LB): 1995 Kansas City (FA), 1995-1996 New Orleans
 Cogdill, Gail (E): 1960-68 Detroit; 1968 Baltimore; 1969-70 Atlanta
 Coleman, Erik (DB): 2004-07 New York Jets, 2008-09 Atlanta
 Collins, Ken (DT): 1982 New England
 Darling, Devard (WR): 2004-07 Baltimore, 2008 Kansas City
 Darling, James (LB): 1997-1999 Philadelphia (2/27/57), 2000-02 New York Jets, 2003-2007 Arizona
 Danelo, Joe (PK): 1975 Green Bay; 1976-82 New York Giants; 1983-84 Buffalo
 Dildine, Steve (LB): 2007-2008 San Francisco (FA)
 Doornink, Dan (RB): 1978-79 New York Giants;

1979-85 Seattle
 Dyko, Chris (OT): 1989 Chicago (8th/8/221), 1990-1991 Seattle, 1992 NY Giants
 Eaton, Chad (DT): 1995 Arizona (7/33/241), 1996-2000 New England, 2001-2002 Seattle, 2004 Dallas
 Edwards, Glen "Turk" (T): 1932 Boston Braves; 1933-36 Boston Redskins
 Eilersick, Donald (B): 1960 Los Angeles
 Ena, Tali (RB): 1980 Seattle
 Erlandson, Thomas (LB): 1962-65 Denver; 1966-67 Miami; 1968 San Diego
 Farman, Richard (G): 1939-43 Washington
 Fields, Mark (LB): 1995-2000 New Orleans (1/13/13), 2001 St. Louis, 2002-05 Carolina
 Fiones, Brian (NG): 1981-82 Seattle
 Forde, Brian (LB): 1988-1991 New Orleans (7th), 1992 Atlanta
 Frampton, Eric (DB): 2007 Detroit, 2007-09 Minnesota
 Gambold, Robert (QB): 1953 Philadelphia
 Gentry, Dale (E): 1946-48 Los Angeles Dons (AAFC)
 Gesser, Jason (QB): 2003 Tennessee (FA)
 Gibson, Brandon (WR): 2009 Philadelphia, 2009 St. Louis
 Gleason, Steve (LB): 2000 Indianapolis (FA), 2001-2007 New Orleans
 Goddard, Edwin (QB): 1937 Brooklyn Dodgers; 1937-38 Cleveland Rams
 Godfrey, Herb (E): 1942 Los Angeles
 Graham, James "Kenny" (B): 1964-69 San Diego; 1970 Cincinnati; 1970 Pittsburgh
 Grandberry, Ken (RB): 1974 Chicago
 Gray, Tyron (SE): 1982 St. Louis
 Greene, Ken (DB): 1978-82 St. Louis (1st); 1983-84 San Diego
 Gregor, Bob (DB): 1981-84 San Diego
 Hanley, Richard (B): 1924 Racine Legion
 Hanson, Jason (K): 1992-2009 Detroit
 Harris, Tim (RB): 1983 Pittsburgh
 Harrison, Jerome (RB): 2006-09 Cleveland
 Hasty, James (DB): 1988-94 New York Jets (3/19/74), 1995-2000 Kansas City
 Hayduk, Henry (G): 1935 Pittsburgh; 1935 Brooklyn Dodgers
 Hayes, Chris (LB): 1996-2001 New York Jets (2/12/210), 2002 New England
 Hein, Lloyd (B): 1936 Rochester Tigers (AFL)
 Hein, Melvin (C): 1931-45 New York Giants
 Hill, Jason (WR): 2007-09 San Francisco
 Hodge, Milford (LB): 1986-89 New England (8th), 1990 Washington
 Holden, Curtis (LB): 2001-2002 New Orleans (FA)
 Hollenbeck, Joey (OL): 2002 St. Louis (FA), 2003 Buffalo
 Hoptowitz, Albert (T): 1942-45 Chicago
 Houghton, Jerry (T): 1950 Washington; 1951 Chicago Cardinals
 Hover, Don (LB): 1978-79 Washington
 Howard, Eric (DT): 1986-1994 New York Giants (2/20/46), 1995-96 New York Jets
 Hunter, Torey (DB): 1995-1996 Houston (3/31/95)
 Hurley, George (G): 1932 Boston Braves; 1933 Boston Redskins
 Hurley, John (E): 1931 Cleveland Browns
 Jackson, Bernard (DB): 1972-76 Cincinnati;

1977-80 Denver; 1980 San Diego
 Jackson, Chris (WR): 2003 Miami (FA)
 Johnson, Eric (DB): 1977-78 Philadelphia; 1979 San Francisco
 Jones, Andrew (RB): 1975-76 New Orleans
 Keller, Jeff (WR): 1982-83 Atlanta
 Kennedy, Allan (OT): 1981-85 San Francisco
 Kennedy, Robert (B): 1946-50 New York Yankees (AAFC)
 Klumb, John (E): 1939-40 Chicago Cardinals; 1940 Pittsburgh
 Kramer, Fredrick "Fritz" (G): 1927 New York Yankees
 Lainhart, Porter (B): 1933 Chicago Cardinals; 1933 Pittsburgh
 Leaf, Ryan (QB): 1998-2000 San Diego (1/2/2), 2001 Tampa Bay/Dallas, 2002 Seattle
 Levenseller, Mike (WR): 1978 Oakland; 1978 Buffalo; 1978 Tampa Bay; 1979-80 Cincinnati
 Lewis, Ron (OL): 1995 Washington
 Lightbody, Sam (OL): 2005 Houston (FA), 2006 Tampa Bay
 Lincoln, Keith (RB): 1961-66 San Diego; 1967 Buffalo; 1968-69 San Diego
 Lindell, Rian (K): 2000-02 Seattle, 2003-09 Buffalo
 Littlefield, Carl (B): 1938 Cleveland Rams; 1939 Pittsburgh; 1940 Buffalo Indians
 Long, Rien (DT): 2003-2007 Tennessee (4/29/126)
 Marker, Clifford (B): 1926 Canton Bulldogs; 1927 Frankfurt Yellowjackets; 1927 New York Giants
 Mayes, Rueben (RB): 1986-1990 New Orleans (3rd), 1992-93 Seattle
 McBride, Charles (B): 1936 Rochester Tigers; 1936 Chicago Cardinals
 McCall, Don (DB): 1980 Dallas
 McEndoo, Jason (OL): 1998-1999 Seattle (7/8/197), 2000 New Orleans
 McKenzie, Kevin (WR): 1998 San Francisco (FA), 1998 Philadelphia, 1999-2000 Miami, 2002 Oakland
 Meeker, Herbert "Butch" (B): 1930-31 Providence Steam Rollers
 Meier, Rob (DT): 2000-08 Jacksonville
 Middendorf, David (G): 1968-69 Cincinnati; 1970 New York Jets
 Mihalhauser, Nick (C): 2006 San Diego (FA); 2007 Tampa Bay (FA)
 Millard, Keith (DT): 1984-85 Jacksonville (USFL, 1st), 1985-1991 Minnesota (1st/13/13), 1992 Seattle, 1993 Philadelphia
 Moronkola, Dee (DB): 1999 Jacksonville (7/36/242), 2001 San Francisco, 2002 New Orleans
 Niemi, Laurie (T): 1949-53 Washington
 Paul, Don (B): 1950-53 Chicago Cardinals; 1954-58 Cleveland
 Paymah, Karl (DB): 2005-08 Denver, 2009 Minnesota
 Pelluer, Scott (LB): 1981-85 New Orleans
 Pitoitua, Ropati (DL): 2009 New York Jets
 Polsfoot, Francis (E): 1950-52 Chicago Cardinals; 1953 Washington
 Porter, Kerry (RB): 1987 Buffalo (7/3/171), 1989 Los Angeles Raiders, 1990 Denver
 Prior, Anthony (DB): 1993-1995 New York Jets (FA)



Cougars in the Pros

All-Time

Ramson, Eason (TE): 1978 Green Bay; 1978-79 St. Louis; 1979-83 San Francisco; 1983-84 Denver; 1985 Houston; 1985 Buffalo; 1987 Indianapolis

Reece, Geoff (C): 1976 Los Angeles; 1977 Seattle

Remington, William (C): 1946 San Francisco

Renfro, Richard (B): 1946 San Francisco

Reynolds, Ricky (CB): 1987-93 Tampa Bay (2/8/36), 1994-1996 New England

Roffler, William (B): 1954 Philadelphia

Riley, Earl (DB): 2000 Kansas City (FA), 2001 Dallas

Rosenbach, Timm (QB): 1989-92 Phoenix (Supplemental/2nd), 1994 Hamilton (CFL), 1995 New Orleans

Rypien, Mark (QB): 1986-1993 Washington (6/8/146), 1994 Cleveland, 1995-1996 St. Louis, 1997 Atlanta

Samoa, Samoa (RB): 1981-82 Cincinnati

Sanderson, Scott (OT): 1997-2000 Houston/Tennessee (3/21/81), 2002-03 New Orleans

Sarboe, Philip (B): 1934 Boston; 1934-36 Chicago Cardinals; 1936 Brooklyn

Sasa, Don (DT): 1995-1996 San Diego (3/29/93), 1997 Washington, 1998 Carolina, 1998-1999 Detroit

Savage, Tony (DT): 1990 NY Jets (5th/3/112), 1990, 1992 San Diego, 1993 Cincinnati

Schwartz, Don (DB): 1978-80 New Orleans; 1981-86 St. Louis

Schwartz, Elmer (B): 1931 Portsmouth; 1932 Chicago Cardinals; 1933 Pittsburgh Slater, Howard (B): 1926 Milwaukee Badgers

Smith, Raonall (LB): 2002-2005 Minnesota (2/6/38), 2006-2008 St. Louis

Sorensen, Paul (DB): 1982-83 Cincinnati

Stallworth, Tim (WR): 1990 Los Angeles Rams (6th/3/161), Detroit

Steinbrunner, Donald (E): 1953 Cleveland

Stojack, Frank (G): 1935-36 Brooklyn Dodgers

Susoeff, Nicholas (E): 1946-49 San Francisco

Svare, Harlan (LB): 1953-54 Los Angeles; 1955-60 New York Giants

Tautalatasi, Junior (RB): 1986-87 Philadelphia (9th), 1989-1990 Dallas

Taylor, Kitrick (WR): 1987-88 Kansas City (5th/16/128), 1989-1990 New England, 1991 San Diego, 1992 Green Bay, 1993 Denver

Thomson, Lamont (S): 2002-03 Cincinnati (2/9/41), 2004-2007 Tennessee, 2008 Jacksonville

Thompson, Jack (QB): 1979-82 Cincinnati (1st/3rd/3rd); 1983-84 Tampa Bay

Tobeck, Robbie (OL): 1993-1999 Atlanta (FA), 2000-2006 Seattle

Torgeson, Laverne (LB): 1951-54 Detroit; 1955-57 Washington

Trufant, Marcus (DB): 2003-09 Seattle

Turner, Ricky (QB): 1988 Indianapolis

Utley, Mike (OG): 1989-91 Detroit (3rd/2/59th)

Walker, Brian (DB): 1996-97 Washington (FA), 1997-98 Miami, 1999 Seattle, 2000-01 Miami, 2002-03 Detroit

Ward, Williams (G): 1946-47 Washington; 1947-49 Detroit

Wickert, Tom (OT): 1974 Miami; 1975-76 New Orleans; 1977 Detroit; 1977-78 Kansas City

Wellsandt, Doug (TE): 1990 Cincinnati

(8th/11/204), 1990, NY Jets, 1992 Miami

Williams, Clarence "Clancy" (DB): 1965-72 Los Angeles (1st)

Williams, Clarence (TE): 1993 Denver (7/1/169), 1993 Cleveland

Williams, Eric, (DT): 1984-1989 Detroit (3rd/6/62), 1990-1993 Washington

Williams, Jerry (B): 1949-52 Los Angeles; 1953-54 Philadelphia

Williams, Marcus (WR): 2002 Oakland (FA)

Williams, Ray (RB): 1980 Detroit

Wilson, Mike (WR): 1981-1990 San Francisco (9th)

Wynn, Milton (WR): 2001-02 Tampa Bay (4/21/116), 2003 Baltimore

Yarno, George (OL): 1979-83 Tampa Bay (FA), 1985-87 Tampa Bay, 1988 Atlanta, 1989 Houston, 1990 Green Bay

CANADIAN FOOTBALL LEAGUE (68)

Acholonu, D.D. (DE): 2005 Buffalo (FA), 2005 Houston (FA), 2006-Present Montreal

Afif, Patrick (OL): 2009 Toronto

Alipate, Tuineau (LB): 1989-90 Saskatchewan, 1991 Hamilton

Armstrong, Calvin (OL): 2008-09 Edmonton

Aynsley, Brock (WR): 1973-75 British Columbia; 1976-78 Montreal; 1978-80 Hamilton; 1980 Winnipeg

Bailey, Byron (HB): 1954-64 British Columbia

Braidwood, Adam (DL): 2006-09 Edmonton

Campbell, Hugh (E): 1963-67, 1969 Saskatchewan

Chiu, Bryan (OL): 1997-2009 Montreal

Dada, Wale (DB): 2008 Edmonton

Davis, C. J. (WR): 1995, 1996 Edmonton

Dempsey, Wally (LB): 1965-72 Saskatchewan; 1970 British Columbia

Dyko, Chris (OL): 1993-1995 Sacramento/Birmingham

Eilmes, Larry (FB): 1966-67 British Columbia

Ekstran, Garner (LB/DE): 1961-67 Saskatchewan

Forde, Brian (LB): 1988-1991 New Orleans (7/25/190), 1992 Atlanta, 1994-1995 British Columbia, 1996 Montreal

Foster, Wayne (DT): 1966-68 British Columbia

Gaskins, Bill (DB): 1966-67 Calgary

Gerela, Ted (PK): 1967-73 British Columbia

Gesser, Jason (QB): 2005 Calgary

Glennon, Bill (E): 1970 Winnipeg

Golinsky, Dave (OT): 1969-72 British Columbia

Grant, Steve (QB): 1980 Montreal

Gray, Tyrone (SE): 1979-82 British Columbia; 1983-84 Ottawa; 1984 Saskatchewan

Grenda, Hank (QB): 1969 British Columbia

Gunnari, Tom (G): 1956 British Columbia

Hagerty, Jim (HB): 1956 Toronto

Harper, Glen (P): 1986-88 Calgary, 1989-90 Toronto, 1991-1996 Edmonton; 2002 Ottawa

Herron, Gerry (DB): 1970-71 British Columbia

Hoptowit, Albert (G): 1938 Calgary

Hover, Don (LB): 1980 Calgary

Hunter, Torey (DB): 1995-96 Houston (3/31/95), 1997-98 Montreal; 1999-2001 Edmonton

Kelly, Brian (WR): 1978-87 Edmonton

Lamoureux, Blain (LB): 1973-75, 1977-78

Calgary; 1979 Saskatchewan, 1980-81 Toronto

Ledbetter, Mark (DL): 1993-1995 Sacramento/Birmingham, 1996 Calgary

Levenseller, Mike (WR): 1982 Edmonton; 1983-84 Calgary

Magnusson, Quinn (OL): 1993 Winnipeg, 1995-1996 Montreal

Martin, Chris (DB): 2004-2006 Hamilton; 2007 Winnipeg

Martin, Mike (E): 1962-68 British Columbia

Mathieson, Dave (QB): 1967 British Columbia

McClanahan, Anthony (LB): 1995-1998 Calgary, 2000 Saskatchewan

McDonald, Mark (WR): 1975-78 Winnipeg; 1978 British Columbia; 1978 Calgary; 1978-79 Toronto; 1979 Saskatchewan

McWashington, Shawn (WR): 1998 Kansas City (FA), 2000 Pittsburgh, 2001 British Columbia

Melin, Mel (QB): 1962-64 British Columbia

Mobley, Singor (DB): 1995-96 Edmonton, 1997-1999 Dallas, 2000-2006 Edmonton

Nance, Jonathan (DL): 1999 Seattle (FA), 2001 Saskatchewan

Niemi, Laurie (DT): 1954-55 British Columbia

Noble, Morris (DB): 1974 Edmonton; 1975 Hamilton

Palumbo, Mike (OG): 1985 Calgary, 1986 British Columbia, 1986 Montreal, 1987-90 Calgary

Paton, Jim (OG): 1965 Saskatchewan

Patterson, DeWayne (DE): 1995-97 Calgary

Poe, Tom (LB): 1978 Toronto; 1979 Hamilton

Prator, Greg (WR): 2008-09 Edmonton

Prior, Anthony (DB): 1993-95 New York Jets (FA), 2000-03 Calgary

Reed, George (RB): 1963-75 Saskatchewan

Rosenbach, Timm (QB): 1994 Hamilton

Shaw, Gerry (E): 1965-74 Calgary

Stewart, Duane (DB): 1999 Edmonton

Sweet, Don (PK): 1972-84 Montreal, 1985 Hamilton

Taylor, Kitrick (WR): 1995 San Antonio

Trygstad, Bob (DT): 1967 Calgary, 1968-69 Montreal

Turner, Ricky (QB): 1984 Montreal; 1985 Toronto

Turner, Robert (DB): 1994 Sacramento

Walker, Mike (NG): 1982-90 Hamilton, 1991 Edmonton

Washington, Duke (HB): 1958 British Columbia

Washington, Mike (RB): 1982-85 Saskatchewan

Watson, Paul (PK): 1981 Saskatchewan

Zubedi, Farwan (WR): 2001-2004 Calgary (3/6/22)

NOTE: Bailey, Gray, Hoptowit, Hover, Levenseller, Niemi, Rosenbach, and Ricky and Robert Turner also played in the NFL.

NFL All-Pros By Position

Quarterback

Drew Bledsoe
1994 UPI Second Team All-Conference
1996 UPI Second Team All-Conference

Mark Rypien
1991 PFW First Team All-Conference
UPI First Team All-Conference
AP Second Team All-NFL
NEA Second Team All-NFL

Phil Sarboe
1935 GB Press-Gazette Second Team All-NFL
NFL Second Team All-NFL
UPI Second Team All-NFL

Running Back

Rueben Mayes
1986 UPI Second Team All-Conference
1987 UPI First Team All-Conference

Don Paul
1955 AP Second Team All-NFL
UPI First Team All-NFL
1957 AP Second team All-NFL
1958 TSN First Team All-NFL
UPI Second Team All-NFL

Fullback

Frank Akins
1945 PFI First Team All-NFL
INS First team All-NFL
NY Daily News Second team All-NFL
UPI Second Team All-NFL

Keith Lincoln
1963 AFL First Team All-AFL
AP First Team All-AFL
NEA First Team All-AFL
NY Daily News Second Team All-AFL
UPI First Team All-AFL
1964 AFL First Team All-AFL
AP First Team All-AFL
NEA First Team All-AFL
NY Daily News First Team All-AFL
UPI First Team All-AFL

Wide Receiver

Gail Cogdill
1962 AP Second Team All-NFL
NEA Second Team All-NFL
UPI Second Team All-NFL
TSN First Team All-Conference
1963 AP Second Team All-NFL
TSN First Team All-Conference
1964 AP Second Team All-NFL
NY Daily News Second Team All-NFL

Fran Polsfoot
1951 NY Daily News Second Team All-NFL

Tight End

None

Offensive Line

Glen "Turk" Edwards
1932 Collyers Eye Mag Second Team A;;-NFL
NFL First Team All-NFL
1933 Chicago Daily News First Team All-NFL
GB Press-Gazette First Team All-NFL
NFL First Team All-NFL
UPI Second Team All-NFL
1934 Chicago Daily News First team All-NFL
GB Press-Gazette Second Team All-NFL
NFL Second Team All-NFL
UPI First Team All-NFL
1935 GB Press-Gazette First Team All-NFL
1936 Chicago Daily News First Team All-NFL
NFL First Team All-NFL
UPI First Team All-NFL
1937 Collyers Eye Mag First Team All-NFL
INS First Team All-NFL
NFL First Team All-NFL
NY Daily News First Team All-NFL
UPI First Team All-NFL
1938 Collyers Eye Mag First Team All-NFL
PFW Second Team All-NFL
NFL Second Team All-NFL
NY Daily News Second Team All-NFL
1939 INS First Team All-NFL
NY Daily News First Team All-NFL

Dick Farman
1940 INS Second Team All-NFL
1942 NY Daily News Second Team All-NFL
1943 AP First Team All-NFL
INS First Team All-NFL
NY Daily News First Team All-NFL
UPI First Team All-NFL

Mel Hein
1931 NFL Second Team All-NFL
1932 NFL Second Team All-NFL
1933 Chicago DN Second Team All-NFL
GB Press-Gazette Second Team All-NFL
NFL First Team All-NFL
UPI Second Team All-NFL
1934 Chicago Daily News First Team All-NFL
Collyers Eye Mag First Team All-NFL
GB Press-Gazette First Team All-NFL
NFL First Team All-NFL
UPI First Team All-NFL
1935 Chicago Daily News First Team All-NFL
Collyers Eye Mag First Team All-NFL
GB Press-Gazette First Team All-NFL
NFL First Team All-NFL
UPI First Team All-NFL
1936 Chicago Daily News First Team All-NFL
Collyers Eye Mag First Team All-NFL
NFL First Team All-NFL
UPI Second Team All-NFL
1937 Collyers Eye Mag Second Team All-NFL
INS First Team All-NFL
NFL First Team All-NFL
NY Daily News First Team All-NFL
UPI Second Team All-NFL
1938 PFW Second Team All-NFL
INS First Team All-NFL
NFL First Team All-NFL
NY Daily News First Team All-NFL
UPI First Team All-NFL
1939 Collyers Eye Mag Second Team All-NFL
PFW First Team All-NFL
INS First Team All-NFL
NFL First Team All-NFL
NY Daily News First Team All-NFL
UPI First Team All-NFL
1940 AP First Team All-NFL
Chicago HA Second Team All-NFL
INS First Team All-NFL
NFL First Team All-NFL
NY Daily News First Team All-NFL
UPI First Team All-NFL
1941 AP Second Team All-NFL

1944 Chicago HA Second Team All-NFL
NY Daily News Second Team All-NFL
INS Second Team All-NFL
NY Daily News Second Team All-NFL
1945 INS Second Team All-NFL

George Hurley
1932 NFL Second Team All-NFL
1933 Chicago DN Second Team All-NFL

Defensive Line

Keith Millard
1986 NEA Second Team All-NFL
1987 NEA Second Team All-NFL
1988 AP First Team All-NFL
PFW First Team All-NFL
TSN First Team All-NFL
NEA Second Team All-NFL
1989 AP First Team All-NFL
PFW First Team All-NFL
NEA First Team All-NFL
PFW First Team All-NFL
TSN First Team All-NFL
PFW First team All-Conference
UPI First Team All-Conference

Linebackers

Harland Svare
1958 UPI Second Team All-NFL

LaVern Torgeson
1954 NY Daily News Second Team All-NFL
1955 NEA Second Team All-NFL
TSN First Team All-NFL
1957 NY Daily News Second Team All-NFL

Defensive Back

Kenny Graham
1965 AP Second Team All-AFL
1966 AFL Second Team All-AFL
AP First Team All-AFL
NEA First Team All-AFL
NY Daily News Second Team All-AFL
UPI First Team All-AFL
1967 TSN First Team All-Conference
NEA Second Team All-AFL
UPI Second Team All-AFL
1968 TSN First Team All-Conference
AP Second team All-AFL
NEA Second team All-AFL
NY Daily News Second team All-AFL
UPI Second Team All-AFL
1969 AP Second Team All-AFL
NY Daily News Second Team All-AFL
TSN Second Team All-AFL
UPI Second Team All-AFL

James Hasty
1997 AP Second Team All-NFL
PFW First team All-Conference

Ricky Reynolds
1992 PFW First Team All-Conference

Specialists

Jason Hanson
1993 TSN First Team All-NFL
1997 AP Second Team All-NFL
PFW First Team All-Conference
1999 PFW First Team All-Conference



Cougars in the Pros


Award Winners

Pro Football Hall of Fame


NFL

Pro Bowl Selections

Drew Bledsoe.....	4
Gail Cogdill.....	3
Turk Edwards.....	1
Tom Erlandson.....	1
Dick Farman.....	1
Mark Fields.....	2
Ed Goddard.....	1
Kenny Graham.....	4
Jason Hanson.....	2
James Hasty.....	2
Mel Hein.....	4
Erik Howard.....	1
Keith Lincoln.....	5
Keith Millard.....	2
Laurie Niemi.....	2
Don Paul.....	4
Fran Polsfoot.....	1
Mark Rypien.....	2
Robbie Tobeck.....	1
LaVern Torgeson.....	3
Marcus Trufant.....	1




Glen "Turk" Edwards




Mel Hein

NFL Most Valuable Player




Mel Hein; 1938

NFL Defensive Player of the Year



Keith Millard; 1989 (AP)

Super Bowl Most Valuable Player



Mark Rypien; XXVI

Cougars in the Pros

Active

NATIONAL FOOTBALL LEAGUE (14)


Abdullah, Hamza (S): 2005 Tampa Bay (7/17/231) 2006-2008 Denver, 2008 Cleveland;
2009-Present Arizona
Abdullah, Husain (S): 2008-Present Minnesota (FA)
Collins, Jed (FB): 2008 Philadelphia (FA), 2008 Chicago, 2008 Cleveland, 2009 Kansas City,
2010 Tennessee, 2010-Present New Orleans
Coleman, Erik (CB): 2004-2007 New York Jets (5/11/143), 2008-2010 Atlanta, 2011 Detroit
Darling, Devard (WR): 2004-2007 Baltimore (3/19/82), 2008-2010 Kansas City, 2011 Houston
Forrest, Reid (P): 2011 Buffalo (FA)
Frampton, Eric (S): 2007 Oakland (5/28/165), 2007 Detroit, 2007-Present Minnesota
Gibson, Brandon (WR): 2009 Philadelphia (6/21/194); 2009-Present St. Louis
Hanson, Jason (PK): 1992-Present Detroit (2/56/56)
Harrison, Jerome (RB): 2006-2010 Cleveland (5/12/145), 2010 Philadelphia, 2011 Detroit
Hill, Jason (WR): 2007-2010 San Francisco (3/12/76), 2010-Present Jacksonville
Lindell, Rian (PK): 2000 Dallas (FA), 2000-02 Seattle, 2003-Present Buffalo
Pitoitua, Ropati (DT): 2008-Present New York Jets (FA)
Trufant, Marcus (CB): 2003-Present Seattle (1/11/11)
Williams, Zach (OL): 2011 Carolina (6/38/203)

CANADIAN FOOTBALL LEAGUE (3)

Brink Alex (QB): 2010-Present Winnipeg
Epele, Joe (OL): 2010-Present Toronto
Forzani, Johnny (WR): 2010-Present Calgary

ARENA FOOTBALL LEAGUE - (7)

Afif, Patrick (OL/DL): 2011 Philadelphia
Dillon, Charles (WR): 2011 Chicago
Harvey, Trandon (WR): 2008-Present Arizona
Jackson, Chris (WR): 2000-04 Los Angeles, 2005 Georgia, 2005 Grand Rapids, 2006-07
Georgia, 2008 Philadelphia, 2001 Arizona
Martin, Chris (WR/DB): 2010 Chicago, 2011 Philadelphia
Patterson, DeWayne (LB): 2011 Utah
Teems, Alex (DB): 2010-Present Spokane



Brandon Gibson



Husain Abdullah



Jason Hanson



Jason Hill



Miscellaneous Records





All-time Record... by Month & Day / Margins

All-time Record by Month

August

4-3

Best: 1-0 (Most recent: 2003)

Worst: 0-1 (Most recent: 2008)

September

109-94-6

Best: 4-1 (Most recent: 1989)

Worst: 0-4 (Most recent: 1999)

October

197-202-13

Best: 4-1 (Most recent: 1965)

Worst: 0-5 (Most recent: 2005)

November

176-172-22

Best: 4-0 (Most recent: 1973)

Worst: 0-4 (Most recent: 2009)

December

9-11-1

Best: 1-0 (Most recent: 2003)

Worst: 0-1 (Most recent: 2010)

January

2-3

Best: 1-0 (Most recent: 1929)

Worst: 0-1 (Most recent: 2002)

All-Time Record by Day

Sept. 3 (4-0)

1983	Montana (Spokane)	W	27-7
1988	at Illinois	W	44-7
2004	at New Mexico	W	21-17
2011	Idaho State	W	64-21

Sept. 10 (5-0)

1958	Stanford	W	40-6
1977	at Nebraska	W	19-10
1988	at Minnesota	W	41-9
1994	Fresno State	W	24-3
2011	UNLV	W	59-7

Sept. 17 (4-6)

1949	Utah State	W	33-0
1954	at USC	L	0-39
1955	at USC	L	12-50
1960	Stanford (Spokane)	W	15-14
1966	California (Spokane)	L	6-21
1977	at Michigan St.	W	23-21
1983	Arizona	L	6-45
1988	Oregon	L	28-43
2005	Grambling St. (Sea.)	W	48-7
2011	at San Diego St.	L	24-42

Oct. 1 (3-8)

1927	Col. of Idaho	W	53-0
1932	at USC	L	0-20
1938	California	L	3-27
1949	at USC	L	7-35
1955	UCLA	L	0-55
1960	at Arizona State	L	21-24
1966	Baylor (Spokane)	L	14-20
1988	at Tennessee	W	52-24
1994	at Tennessee	L	9-10
2005	at Oregon State	L	33-44
2011	at Colorado	W	31-27

Oct. 8 (5-5-2)

1927	Montana	W	35-0
1932	Willamette	W	30-0
1938	at Stanford	L	0-8
1949	Oregon	L	0-21
1955	at California	T	20-20
1960	at California	T	21-21
1977	California	W	17-10
1983	at USC	L	17-38
1988	California	W	44-13
1994	Oregon	W	21-7
2005	Stanford	L	21-24
2011	at UCLA	L	25-28

Oct. 15 (7-9)

1920	at Idaho	W	14-7
1921	at Gonzaga	W	54-7
1927	at Gonzaga	W	13-0
1932	at California	W	7-2
1938	at USC	L	6-19
1949	at Idaho	W	35-13
1955	at Idaho	W	9-0
1960	at Oregon	L	12-21
1966	at Utah	L	15-26
1977	UCLA (Spokane)	W (by forfeit)	16-27
1983	UCLA	L	14-24
1988	at Arizona	L	28-45
1994	at Arizona	L	7-10
2005	UCLA	L	41-44 (OT)
2010	Arizona	L	7-24
2011	Stanford	L	14-44

Oct. 22 (5-9)

1927	at Washington	L	0-14
1932	at Oregon State	W	7-6
1938	Oregon State (Port.)	L	6-7
1949	UCLA	L	20-27
1955	at Oregon State	L	6-14
1960	Pacific	W	51-12
1966	at Idaho	W	14-7
1977	at Stanford	L	29-31
1983	at Arizona State	W	31-21
1988	Arizona State	L	28-31
1994	at Arizona State	W	28-21
2005	at California	L	38-42
2007	at USC	L	14-47
2011	Oregon State (Seattle)	L	21-44

Oct. 29 (7-8-1)

1900	at Washington	T	5-5
1904	at Washington	L	6-12
1910	Oregon State (Port.)	L	3-9
1921	California (Port.)	L	0-14
1932	Montana	W	31-0
1938	at Gonzaga	W	15-13
1949	at Oregon State	L	6-35
1955	at Pacific	L	0-30
1960	at San Jose State	W	29-6
1966	Oregon State	L	13-41
1977	Oregon	W	56-20
1983	Oregon	W	24-7
1988	at UCLA	W	34-30
1994	at California	W	26-23
2005	at USC	L	13-55
2011	at Oregon	L	28-43

Nov. 5 (6-7-2)

1989	Whitman	T	0-0
1909	at Idaho	W	18-0
1921	Oregon	T	7-7
1932	Idaho	W	12-0
1938	UCLA	L	0-21
1949	at California	L	14-33
1955	Oregon	L	0-35
1960	Oregon State	L	10-20
1966	at Oregon	W	14-13
1977	at Oregon State	W	24-10
1983	at Oregon State	W	27-9
1988	at Stanford	W	24-21
1994	USC	L	10-23
2005	Arizona State	L	24-27
2011	at California	L	7-30

Nov. 12 (6-4-2)

1910	Washington (Spokane)	L	0-16
1932	at Washington	T	0-0
1938	at Idaho	W	12-0
1955	San Jose State	T	13-13
1960	at Idaho	W	18-7
1966	at Arizona	L	18-28
1977	Idaho	W	45-17
1983	California	W	16-6
1988	Oregon State	W	36-27
1994	at Oregon State	L	3-21
2005	Oregon	L	31-34
2011	Arizona State	W	37-27

Nov. 19 (4-6)

1927	at USC	L	0-27
1949	at Washington	L	21-34
1955	at Washington	L	7-27
1966	Washington (Spokane)	L	7-19
1977	at Washington	L	15-35
1983	at Washington	W	17-6
1988	Washington	W	32-31
1994	Washington	W	23-6
2005	at Washington	W	26-22
2011	Utah	L (OT)	27-30

Nov. 26 (4-4)

1896	Company C	W	24-0
1903	at Whitman	W	18-6
1914	at Washington	L	0-45
1925	at USC	W	17-12
1936	at Washington	L	0-40
1938	at Washington	L	0-26
1959	at Houston	W	32-18
2011	at Washington	L	21-38

Largest Margins - Winning and Losing

Winning

Margin	Opponent	Score	Date
1. 86	Blair Business College	86-0	Oct. 12, 1907
2. 74	Puget Sound	74-0	Oct. 20, 1909
3. 73	Eastern Washington	73-0	Oct. 10, 1908
4. 70	Southwest Louisiana	77-7	Nov. 8, 1997
5. 65	Pacific (Ore.)	65-0	Oct. 4, 1924
6. 61	Montana	61-0	Oct. 25, 1930
7. 58	Gonzaga	58-0	Nov. 22, 1941
58	Boise State	58-0	Sept. 27, 1997
58	Gonzaga	58-0	Oct. 7, 1911
10. 57	Idaho	84-27	Nov. 15, 1975

Losing

Margin	Opponent	Score	Date
1. 69	USC	0-69	Oct. 18, 2008
2. 63	California	3-66	Sept. 6, 2008
3. 61	California	0-61	Nov. 4, 1922
4. 59	UCLA	3-62	Oct. 16, 1976
5. 58	Stanford	0-58	Nov. 1, 2008
6. 53	Oregon State	13-66	Oct. 11, 2008
7. 49	Stanford	0-49	Oct. 18, 1969
49	USC	0-49	Sept. 15, 1967
49	Oregon State	14-63	Sept. 27, 2008
10. 48	Washington	3-51	Nov. 18, 2000



All-time Record... Homecoming

Date	Opponent	Result	Score	Date	Opponent	Result	Score
11/16/15	Whitman	W	17-0	10/8/77	California	W	17-10
[First Recorded Homecoming Football Game]				10/21/78	Stanford	L	27-43
/16	Did Not Play			10/13/79	UCLA	W	17-14
/17	Did Not Play			11/8/80	Oregon State	W	28-7
/18	Did Not Play			10/17/81	UCLA	T	17-17
11/15/19	Washington	L	7-13	10/23/82	Stanford	L	26-31
/20	Did Not Play			10/15/83	UCLA	L	14-24
11/5/21	Oregon	T	7-7	10/6/84	USC	L	27-29
10/28/22	Washington	L	13-16	10/19/85	UCLA	L	30-31
11/3/23	Oregon	W	13-7	10/11/86	USC	W	34-14
11/8/24	Oregon State	L	13-14	10/10/87	Stanford	L	7-44
10/31/25	Washington	L	0-23	10/8/88	California	W	44-13
11/13/26	Oregon	W	7-0	10/21/89	Arizona	L	21-23
11/11/27	Idaho	T	7-7	9/29/90	UCLA	L	20-30
10/20/28	Oregon State	W	9-7	10/5/91	Oregon State	W	55-7
10/19/29	Washington	W	20-13	10/17/92	UCLA	W	30-17
10/11/30	USC	W	7-6	10/16/93	California	W	30-7
10/3/31	UCLA	W	13-0	10/15/94	Arizona	L	7-10
11/5/32	Idaho	W	12-0	10/7/95	Oregon State	W	40-14
11/25/33	Washington	W	17-6	10/19/96	California	W	21-18
10/27/34	Oregon State	W	31-0	10/18/97	California	W	63-37
10/19/35	Washington	L	0-21	10/10/98	Oregon	L	29-51
10/3/36	Stanford	W	14-13	10/2/99	California	W	31-7
10/16/37	Washington	L	0-7	9/23/2000	Idaho	L	34-38
11/5/38	UCLA	L	0-21	10/6/01	Oregon State	W	34-27
10/14/39	Washington	W	6-0	10/5/02	USC	W	30-27 (ot)
10/19/40	Stanford	L	14-26	10/4/03	Arizona	W	30-7
10/11/41	Washington	L	13-23	10/16/04	Stanford	L	17-23
10/3/42	Oregon	W	7-0	10/15/05	UCLA	L	41-44
1943	World War II			10/14/06	California	L	3-21
1944	World War II			10/6/07	Arizona State	L	20-23
11/24/45	Washington	W	7-0	9/27/08	Oregon	L	14-63
10/12/46	Washington	L	7-21	10/10/09	Arizona State	L	14-27
11/8/47	Oregon	L	6-12	10/9/10	Oregon	L	23-43
10/16/48	Washington	W	10-0	10/15/11	Stanford	L	14-44
10/22/49	UCLA	L	20-27				
11/18/50	Oregon State	W	21-7	All-time Record (88):		41-46-3	
11/10/51	Idaho	W	9-6				
10/25/52	Oregon State	W	33-20	* = All WSU home games played in Spokane's Joe Albi Stadium			
10/10/53	Oregon	W	7-0	while Martin Stadium in Pullman rebuilt after fire destroyed			
10/9/54	Oregon State	W	34-6	much of stadium in 1970.			
11/5/55	Oregon	L	0-35				
10/20/56	Oregon State	L	0-21	vs. Pac-12 Opponents (38-43-2):			
10/9/57	Oregon	L	13-14				
11/8/58	Oregon State	W	7-0	Arizona	1-2		
11/14/59	Oregon	L	6-7	Arizona State	0-2		
11/5/60	Oregon State	L	10-20	California	6-1		
11/11/61	Oregon	W	22-21	Oregon	7-10-1		
11/3/62	Oregon State	L	12-18	Oregon State	12-9		
11/9/63	Oregon	L	7-21	Stanford	1-6		
10/31/64	Oregon State	L	7-24	UCLA	3-6-1		
11/6/65	Oregon	W	27-7	USC	3-1		
10/29/66	Oregon State	L	13-41	Washington	5-7		
11/4/67	Oregon	L	14-17				
10/26/68	Oregon State	L	8-16				
11/2/69	Pacific	L	20-27				
11/14/70	*Oregon State	L	16-28				
1971	*None						
10/21/72	Oregon State	W	37-7				
11/3/73	Oregon	W	21-14				
11/9/74	Oregon State	L	3-17				
11/1/75	Oregon	L	14-26				
1/6/76	Oregon State	W	29-25				

All-time Record...

Dad's Weekend

Date	Opponent	Result	Score	Date	Opponent	Result	Score
10/25/30	Montana	W	61-0	10/20/2000	Arizona State	L	20-23 (ot)
11/7/31	Idaho	W	9-8	11/3/01	UCLA	W	20-14
10/29/32	Montana	W	31-0	11/2/02	Arizona State	W	44-22
10/21/33	California	T	6-6	10/25/03	Oregon State	W	36-30
11/10/34	Idaho	W	19-0	10/30/04	USC	L	12-41
11/2/35	Gonzaga	L	0-7	11/5/05	Arizona State	L	24-27
11/7/36	Oregon State	L	6-16	11/4/06	Arizona	L	17-27
10/2/37	Idaho	W	13-0	11/10/07	Stanford	W	33-17
11/5/38	UCLA	L	0-21	11/8/08	Arizona	L	28-59
11/11/39	Idaho	W	21-13	11/14/09	UCLA	L	7-43
10/26/40	Oregon	T	6-6	10/16/10	Arizona	L	7-24
10/25/41	Oregon State	W	7-0	11/12/11	Arizona State	W	37-27
10/10/42	Montana	W	68-16				
1943	World War II			All-time Record (76):		35-38-5	
1944	World War II			* = All WSU home games played in Spokane's Joe Albi Stadium while Martin Stadium in Pullman rebuilt after fire destroyed much of stadium in 1970.			
11/10/45	Oregon	W	20-13	vs. Pac-12 Opponents (19-31-4):			
10/26/46	Oregon State	L	12-13	Arizona	1-5		
10/25/47	Montana	L	12-13	Arizona State	3-4		
11/6/48	Oregon State	T	26-26	California	2-2-1		
10/8/49	Oregon	L	0-21	Oregon	6-3-1		
10/28/50	Idaho	T	7-7	Oregon State	4-4-1		
10/13/51	California	L	35-42	Stanford	2-4-1		
9/27/52	Stanford	L	13-14	UCLA	1-5		
10/10/53	Oregon	W	10-0	USC	0-5		
10/23/54	Idaho	L	0-10	Washington	0-0		
10/1/55	UCLA	L	0-55				
11/3/56	USC	L	12-28				
11/16/57	Idaho	W	21-13				
10/11/58	Idaho	W	8-0				
10/24/59	Idaho	W	27-5				
10/22/60	Col. Of Pacific	W	51-12				
10/14/61	Idaho	W	34-0				
11/17/62	Idaho (Away game)	W	22-14				
10/12/63	San Jose State	L	8-13				
9/26/64	Wyoming	L	7-28				
10/2/65	Idaho	L	13-17				
10/8/66	Arizona State	W	24-15				
11/11/67	Idaho	W	52-14				
10/19/68	Stanford	T	21-21				
10/4/69	Oregon	L	24-25				
1970	*None						
10/9/71	*UCLA	L	21-34				
11/11/72	Stanford	W	27-13				
/73							
10/26/74	Stanford	L	18-20				
11/15/75	Idaho	W	84-27				
10/23/76	Stanford	L	16-22				
10/29/77	Oregon	W	56-20				
11/4/78	Oregon State	L	31-32				
11/10/79	California	L	13-45				
10/25/80	Stanford	L	34-48				
11/7/81	Oregon	W	39-7				
10/30/82	Arizona	L	17-34				
10/29/83	Oregon	W	24-7				
11/3/84	Oregon State	W	20-3				
9/7/85	California	W	20-19				
10/4/86	Oregon State	W	24-14				
10/24/87	Arizona	W	45-28				
11/12/88	Arizona State	L	28-31				
9/30/89	USC	L	17-18				
10/13/90	California	W	41-31				
10/12/91	USC	L	27-34				
10/31/92	Oregon	L	17-34				
11/6/93	UCLA	L	27-40				
10/8/94	Oregon	W	21-7				
10/28/95	Arizona	L	14-24				
10/26/96	USC	L	24-29				
11/8/97	Louisiana-Lafayette	W	77-7				
10/31/98	Arizona State	L	28-38				
10/30/99	Oregon State	L	13-27				



WSU Coaches



Head Coaches

COACH	YEARS	OVERALL				CONF				HOME			AWAY			NEUTRAL			SPOKANE			
		W	L	T	PCT	W	L	T	PCT	W	L	T	W	L	T	W	L	T	W	L	T	
William Goodyear	1894	1	1	0	.500					0	0	0	1	1	0	0	0	0	0	0	0	0
Fred Waite	1895	2	0	0	1.000					1	0	0	1	0	0	0	0	0	0	0	0	0
David A. Brodie	1896	2	0	1	.833					1	0	0	0	0	1	1	0	0	0	0	0	0
Robert R. Gailey	1897	2	0	0	1.000					0	0	2	0	0	0	0	0	0	0	0	0	0
Frank Shively	1898-99	1	1	1	.500					1	0	1	0	1	0	0	0	0	0	0	0	0
William Allen	1900, 1902	6	3	1	.650					3	1	0	3	2	1	0	0	0	0	0	0	0
William Namack	1901	4	1	0	.800					3	0	0	1	1	0	0	0	0	0	0	0	0
James N. Ashmore	1903	3	3	2	.500					2	1	1	1	2	1	0	0	0	0	0	0	0
Everett M. Sweeley	1904-05	6	6	0	.500					4	1	0	2	4	0	0	1	0	0	0	0	0
John R. Bender	1906,07,12,14	21	12	0	.636					13	2	0	6	8	0	0	1	0	2	1	0	0
Walter Rheinschild	1908	4	0	2	.833					4	0	1	0	0	1	0	0	0	0	0	0	0
Willaim S. Kienholz	1909	4	1	0	.833					2	0	0	2	0	0	0	0	0	0	1	0	0
Oscar P. Osthoff	1910-11	5	6	0	.455					1	2	0	2	2	0	1	1	0	1	1	0	0
William H. Dietz	1915-17	17	2	1	.875	3	0	0	1.000	6	1	0	9	0	0	1	1	1	1	0	0	0
Emory Alvord	1918	1	1	0	.500					1	0	0	0	1	0	0	0	0	0	0	0	0
Gus Welch	1919-22	16	10	1	.611	6	10	1	.382	4	2	1	10	3	0	1	5	0	1	0	0	0
A. A. Exendine	1923-25	6	13	4	.348	3	10	2	.267	3	5	0	3	7	2	0	1	2	0	0	0	0
O. E. Hollingbery	1926-42	93	53	14	.625	64	43	10	.590	43	8	5	43	37	6	6	8	2	1	0	1	0
Phil Sarboe	1945-49	17	26	3	.402	15	21	3	.423	11	7	1	6	18	2	0	1	0	0	0	0	0
Forrest Evashevski	1950-51	11	6	2	.632	6	6	2	.500	3	1	2	6	4	0	0	0	0	2	1	0	0
Al Kircher	1952-55	13	25	2	.350	10	17	0	.370	5	5	1	7	18	1	0	0	0	1	2	0	0
Jim Sutherland	1956-63	37	39	4	.488	15	12	1	.554	11	8	0	21	22	4	0	0	0	5	9	0	0
Bert Clark	1964-67	15	24	1	.388	5	11	1	.324	4	5	0	8	13	1	0	0	0	3	6	0	0
Jim Sweeney	1968-75	26	59	1	.340	12	41	1	.231	8	9	0	13	35	0	0	2	0	5	13	1	0
Jackie Sherrill	1976	3	8	0	.390	2	5	0	.286	2	1	0	1	5	0	0	1	0	0	1	0	0
Warren Powers	1977	7	4	0	.636	3	4	0	.429	3	0	0	3	4	0	0	0	0	1	0	0	0
Jim Walden	1978-86	44	52	4	.460	30	37	2	.449	18	17	2	18	28	2	0	2	0	8	5	0	0
Dennis Erickson	1987-88	12	10	1	.543	6	8	1	.433	6	4	0	5	6	0	1	0	1	0	0	0	0
Mike Price	1989-2002	83	78	0	.515	49	63	0	.437	46	32	0	34	44	0	3	2	0	0	0	0	0
Bill Doba	2003-07	30	29	0	.508	17	25	0	.405	17	14	0	12	15	0	1	0	0	0	0	0	0
Paul Wulff	2008-11	9	40	0	.184	4	31	0	.114	7	17	0	2	21	0	0	1	0	0	0	0	0
Mike Leach	2012-present	0	0	0	.000	0	0	0	.000	0	0	0	0	0	0	0	0	0	0	0	0	0

COUGAR COACHES YEAR BY YEAR

YEAR-COACH	OVERALL			CONF			HOME			AWAY			NEUTRAL			SPOKANE			CAPTAINS	
	W	L	T	W	L	T	W	L	T	W	L	T	W	L	T	W	L	T		
1894—Wm. Goodyear	1	1	0							1	1	0							Fred Long	
1895—Fred W. Waite	2	0	0				1	0	0	1	0	0							Frank Lowden	
1896—David A. Brodie	2	0	1				1	0	0	0	0	1	1	0	0				Milton McCroskey	
1897—Robert R. Gailey	2	0	0							2	0	0							Joe Winston	
1898—Frank Shively	0	0	1				0	0	1										Boyd Hamilton	
1899—Frank Shively	1	1	0				1	0	0	0	1	0							Boyd Hamilton	
1900—William Allen	4	0	1				1	0	0	3	0	1							J. O. Elton	
1901—William Namack	4	1	0				3	0	0	1	1	0							Arthur Hooper	
1902—William Allen	2	3	0				2	1	0	0	2	0							John Jones	
1903—James N. Ashmore	3	3	2				2	1	1	1	2	1							Clyde Gill	
1904—Everett M. Sweeley	2	2	0				0	1	0	2	1	0							Clyde Gill	
1905—Everett M. Sweeley	4	4	0				4	0	0	0	3	0	0	1	0				Elbert Stewart	
1906—John R. Bender	6	0	0				3	0	0	3	0	0							Harry Goldsworthy	
1907—John R. Bender	7	1	0				4	0	0	2	1	0			1	0	0		L. H. Nissen	
1908—Walter Rheinschild	4	0	2				4	0	1	0	0	1							Herbert Wexler	
1909—William S. Kienholz	4	1	0				2	0	0	2	0	0			0	1	0		Cecil Cave	
1910—Oscar P. Osthoff	2	3	0				0	1	0	1	0	0	1	1	0	0	1	0		Fredrick Hunter
1911—Oscar P. Osthoff	3	3	0				1	1	0	1	2	0			1	0	0		Tom Fishback	
1912—John R. Bender	2	3	0				1	1	0	1	1	0			0	1	0		Joe Harter	
1913—John R. Bender	4	4	0				4	0	0	0	4	0							Leo Coulter	
1914—John R. Bender	2	4	0				1	1	0	0	2	0	0	1	0	1	0	0		Emory Alvord
1915—William H. Dietz	7	0	0				3	0	0	3	0	0	1	0	0					Asa Clark
1916—William H. Dietz	4	2	0				1	1	0	3	0	0	0	1	0					Benton Bangs



Head Coaches

YEAR-COACH	OVERALL			CONF.			HOME			AWAY			NEUTRAL			SPOKANE			CAPTAINS
	W	L	T	W	L	T	W	L	T	W	L	T	W	L	T	W	L	T	
1917—William H. Dietz	6	0	1	3	0	0	2	0	0	3	0	0	0	0	1	1	0	0	Clarence Zimmerman
1918—Emory Alvord	1	1	0				1	0	0	0	1	0							None
1919—Gus Welch	5	2	0	2	2	0	1	1	0	2	0	0	1	1	0	1	0	0	Richard Hanley
1920—Gus Welch	5	1	0	1	1	0	2	0	0	3	1	0							Fred Hamilton
1921—Gus Welch	4	2	1	2	1	1	1	0	1	3	0	0	0	2	0				Earl Dunlap
1922—Gus Welch	2	5	0	1	5	0	0	1	0	2	2	0	0	2	0				Ford Dunton
1923—A. A. Exendine	2	4	1	1	3	1	2	1	0	0	2	0	0	1	1				Vernard Hickey
1924—A. A. Exendine	1	5	2	0	4	1	1	2	0	0	3	1	0	0	1				Harold Slater
1925—A. A. Exendine	3	4	1	2	3	0	0	2	0	3	2	1							Duke Slater
1926—O. E. Hollingbery	6	1	0	4	1	0	3	0	0	3	1	0							
1927—O. E. Hollingbery	3	3	2	1	3	1	2	0	2	1	3	0							
1928—O. E. Hollingbery	7	3	0	4	3	0	3	0	0	3	3	0	1	0	0				Mel Dressel
1929—O. E. Hollingbery	10	2	0	4	2	0	5	0	0	4	2	0	1	0	0				Ernest "Bud" Hansen
1930—O. E. Hollingbery	9	1	0	6	0	0	3	0	0	5	0	0	1	1	0				Elmer Schwartz
1931—O. E. Hollingbery	6	4	0	4	3	0	3	0	0	2	3	0	1	1	0				Glenn "Turk" Edwards
1932—O. E. Hollingbery	7	1	1	5	1	1	4	0	0	3	1	1							George Sander
1933—O. E. Hollingbery	5	3	1	3	3	1	2	0	0	3	2	0	0	1	1				Frank Ingram
1934—O. E. Hollingbery	4	3	1	4	0	1	3	0	0	1	2	1	0	1	0				George Theodoratos
1935—O. E. Hollingbery	5	3	1	3	2	0	2	2	0	2	1	0	1	0	1				John Bley
1936—O. E. Hollingbery	6	3	1	6	2	1	3	1	0	3	2	1							Stan Smith
1937—O. E. Hollingbery	3	3	3	3	3	2	1	0	2	2	2	1	0	1	0				Chris Rumburg
1938—O. E. Hollingbery	2	8	0	1	7	0	0	3	0	2	4	0	0	1	0				
1939—O. E. Hollingbery	4	5	0	3	5	0	3	0	0	1	5	0							Dick Emerson
1940—O. E. Hollingbery	4	4	2	3	4	2	1	1	1	3	3	1							Don Greeley
1941—O. E. Hollingbery	6	4	0	5	3	0	3	1	0	3	2	0	0	1	0				Joe Beckman
1942—O. E. Hollingbery	6	2	2	5	1	1	2	0	0	2	1	1	1	1	0	1	0	1	
1943—No Football, WWII																			
1944—No Football, WWII																			
1945—Phil Sarboe	6	2	1	6	2	1	4	0	0	2	2	1							
1946—Phil Sarboe	1	6	1	1	5	1	1	2	0	0	4	1							Dick Abrams
1947—Phil Sarboe	3	7	0	2	5	0	1	3	0	2	4	0							T. Parry, F.Bacoka, J. Godfrey
1948—Phil Sarboe	4	5	1	4	3	1	3	0	1	1	4	0	0	1	0				Phil Claymore
1949—Phil Sarboe	3	6	0	2	6	0	2	2	0	1	4	0							
1950—Forest Evashevski	4	3	2	2	3	2	1	0	2	3	2	0			0	1	0		
1951—Forest Evashevski	7	3	0	4	3	0	2	1	0	3	2	0			2	0	0		
1952—Al Kircher	4	6	0	3	4	0	2	1	0	2	4	0			0	1	0		Don Steinbrunner
1953—Al Kircher	4	6	0	3	4	0	1	1	0	3	4	0			0	1	0		Bob Burkhart
1954—Al Kircher	4	6	0	3	4	0	2	1	0	1	5	0			1	0	0		"Duke" Washington
1955—Al Kircher	1	7	2	1	5	1	0	2	1	1	5	1							Jerry Brockey
1956—Jim Sutherland	3	6	1	2	5	1	1	2	0	2	2	1			0	2	0		
1957—Jim Sutherland	6	4	0	5	3	0	2	1	0	4	2	0			0	1	0		Gail Strait
1958—Jim Sutherland	7	3	0	6	2	0	2	0	0	4	2	0			1	1	0		
1959—Jim Sutherland	6	4	0				1	1	0	5	2	0			0	1	0		
1960—Jim Sutherland	4	5	1				1	1	0	2	3	1			1	1	0		
1961—Jim Sutherland	3	7	0				2	0	0	1	5	0			0	2	0		
1962—Jim Sutherland	5	4	1	1	1	0	1	1	0	2	2	1			2	1	0		
1963—Jim Sutherland	3	6	1	1	1	0	1	2	0	1	4	1			1	0	0		
1964—Bert Clark	3	6	1	1	2	1	1	2	0	1	3	1			1	1	0		
1965—Bert Clark	7	3	0	2	1	0	1	1	0	4	2	0			2	0	0		
1966—Bert Clark	3	7	0	1	3	0	1	1	0	2	3	0			0	3	0		

Head Coaches

YEAR-COACH	OVERALL			CONF.			HOME			AWAY			NEUTRAL			SPOKANE			CAPTAINS
	W	L	T	W	L	T	W	L	T	W	L	T	W	L	T	W	L	T	
1967—Bert Clark	2	8	0	1	5	0	1	1	0	1	5	0				0	2	0	
1968—Jim Sweeney	3	6	1	1	3	1	0	2	0	1	4	0				2	0	1	
1969—Jim Sweeney	1	9	0	0	7	0	0	2	0	1	5	0				0	2	0	Bob Shoun, Bob Ewen
1970—Jim Sweeney	1	10	0	0	7	0	0	0	0	0	6	0				1	4	0	
1971—Jim Sweeney	4	7	0	2	5	0	0	0	0	3	4	0				1	3	0	
1972—Jim Sweeney	7	4	0	4	3	0	3	1	0	3	2	0	0	1	0	1	0	0	Bill Moos
1973—Jim Sweeney	5	6	0	4	3	0	3	0	0	2	5	0				0	1	0	Tom Poe, Greg Craighead
1974—Jim Sweeney	2	9	0	1	6	0	1	2	0	1	4	0	0	1	0	0	2	0	
1975—Jim Sweeney	3	8	0	0	7	0	1	2	0	2	5	0				0	1	0	
1976—Jackie Sherrill	3	8	0	2	5	0	2	1	0	1	5	0	0	1	0	0	1	0	
1977—Warren Powers	7	4	0	3	4	0	3	0	0	3	4	0				1	0	0	
1978—Jim Walden	4	6	1	2	6	0	1	2	0	1	3	1				2	1	0	
1979—Jim Walden	5	6	0	4	4	0	1	1	0	3	3	0	0	1	0	1	1	0	
1980—Jim Walden	4	7	0	3	4	0	2	2	0	2	3	0				0	2	0	Samoa, Kennedy, Fiones, Pelluer
1981—Jim Walden	8	3	1	5	2	1	3	0	1	3	2	0	0	1	0	2	0	0	Beach, McKay, Walker, Sorensen
1982—Jim Walden	3	7	1	2	4	1	1	2	1	1	4	0				1	1	0	
1983—Jim Walden	7	4	0	5	3	0	2	2	0	3	2	0				2	0	0	
1984—Jim Walden	6	5	0	4	3	0	3	2	0	3	3	0							
1985—Jim Walden	4	7	0	3	5	0	2	3	0	2	4	0							Cedric Brown, Mark Rypien, Rueben Mayes, Eric Howard
1986—Jim Walden	3	7	1	2	6	1	3	3	0	0	4	1							Porter, Taylor, Reynolds, Forde
1987—Dennis Erickson	3	7	1	1	5	1	3	2	0	0	5	0	0	0	1				Leighton, Calvin, Forde, Hasty
1988—Dennis Erickson	9	3	0	5	3	0	3	2	0	5	1	0	1	0	0				Timm Rosenbach, Ivan Cook
1989—Mike Price	6	5	0	3	5	0	3	2	0	3	3	0							Grayson, Savage, Husby, Stallworth
1990—Mike Price	3	8	0	2	6	0	1	4	0	2	4	0							Brad Gossen, Chris Moton
1991—Mike Price	4	7	0	3	5	0	2	3	0	2	4	0							Lewis Bush, LeeTilleman
1992—Mike Price	9	3	0	5	3	0	5	1	0	3	2	0	1	0	0				Garman, Bush, Wright-Fair
1993—Mike Price	5	6	0	3	5	0	4	1	0	1	5	0							Pattinson, McClanahan, Waldron
1994—Mike Price	8	4	0	5	3	0	3	2	0	4	2	0	1	0	0				Childs, Reis, Hayes
1995—Mike Price	3	8	0	2	6	0	3	2	0	0	6	0							Chris Hayes, Marc McCloskey
1996—Mike Price	5	6	0	3	5	0	3	2	0	2	4	0							James Darling, Scott Sanderson
1997—Mike Price	10	2	0	7	1	0	6	0	0	4	1	0	0	1	0				Cory Withrow, Dorian Boose
1998—Mike Price	3	8	0	0	8	0	2	4	0	1	4	0							Rainville, Holmes, Gleason
1999—Mike Price	3	9	0	1	7	0	2	4	0	1	5	0							Gleason, Taylor, Hollimon
2000—Mike Price	4	7	0	2	6	0	1	5	0	3	2	0							Gesser, Zubedi, Matson, Hawkins
2001—Mike Price nich	10	2	0	6	2	0	5	1	0	4	1	0	1	0	0				Gesser, Thielbahr, Newman, Min-
2002—Mike Price	10	3	0	7	1	0	6	1	0	4	1	0	0	1	0				Gesser, Trufant, Nettles
2003—Bill Doba	10	3	0	6	2	0	6	0	0	3	3	0	1	0	0				Kegel, Coleman, Genatone
2004—Bill Doba ing	5	6	0	3	5	0	2	4	0	3	2	0	0	0	0				Swogger, Lightbody, Abdullah, Dert-
2005—Bill Doba Basler	4	7	0	1	7	0	2	4	0	2	3	0	0	0	0				Bienemann, Harrison, Derting,
2006—Bill Doba	6	6	0	4	5	0	3	4	0	3	2	0	0	0	0				Brink, Bruce, Davis, Hill
2007—Bill Doba	5	7	0	3	6	0	4	2	0	1	5	0	0	0	0				Abdullah, Brink, Bumpus, Trent
2008—Paul Wulff	2	11	0	1	8	0	2	5	0	0	6	0	0	0	0				Game Captains
2009—Paul Wulff	1	11	0	0	9	0	1	5	0	0	6	0	0	0	0				Game Captains
2010—Paul Wulff	2	10	0	1	8	0	1	5	0	1	5	0	0	0	0				Game Captains
2011—Paul Wulff	4	8	0	2	7	0	3	1	0	1	4	0	0	1	0				Game Captains
2012—Mike Leach	0	0	0	0	0	0	0	0	0	0	0	0	0	0	0				
WSU'S ALL-TIME TOTALS	501-513-45	250-344-25	233-143-15	222-304-22	15-27-6	31-40-2													
TOTAL GAMES	1,059	619	391	548	48	73													
WINNING PERCENTAGE	.494	.424	.615	.425	.375	.438													



Assistant Coaches

LAST NAME	FIRST NAME	TENURE	YEARS	HEAD COACHES
Adams	Sam	1966-1967	2	Sutherland
Akey	Robb	1999-2002	4	Price
Akey	Robb	2003-2006	4	Doba
Angelo	Joe	1948-1949	2	Sarboe
Applequist	Harry "Hack"	1920-1923	4	Welch
Applequist	Harry "Hack"	1924-1925	2	Exendine
Arnold	Dave	1987-1988	2	Erickson
Bailey	Arthur "Buck"	1926-1942	17	Hollingbery
Bailey	Arthur "Buck"	1925-1949	5	Sarboe
Bailey	Arthur "Buck"	1950-1951	2	Evashevski
Bailey	Arthur "Buck"	1952-1955	4	Kircher
Bailey	Arthur "Buck"	1956-1956	1	Sutherland
Ball	Chris	2000-2002	3	Price
Ball	Chris	2008-2011	4	Wulff
Beechner	Dick	1977-1977	1	Powers
Blazine	Tony	1949-1949	1	Sarboe
Blier	Ray	1960-1963	4	Sutherland
Block	King	1964-1967	4	Clark
Bratkowski	Bob	1987-1988	2	Erickson
Braun	Ray	1972-1973	2	Sweeney
Bray	Craig	1987-1988	2	Erickson
Bray	Craig	1994-1999	6	Price
Breske	Mike	2012-present	First	Leach
Broussard	Steve	2007-2007	1	Doba
Broussard	Steve	2008-09	2	Wulff
Burrow	Jim	1982-1986	5	Walden
Burnett	Leon	1971-1971	1	Sweeney
Burnett	Leon	2003-2007	4	Doba
Campbell	Bob	1945-1945	1	Sarboe
Campbell	Hugh	1968-1968	1	Sweeney
Campo	Dave	1976-1976	1	Sherrill
Carlson	Roy	1959-1961	3	Sutherland
Carr	Gerald	1989-1990	2	Price
Chatfield	Chuck	1961-1962	2	Sutherland
Choate	Jeff	2012-present	First	Leach
Church	Mike	1976-1977	2	Sherrill/Powers
Cody	Ed	1961-1961	1	Sutherland
Connelly	Bob	2001-2002	2	Price
Cords	Bill	1972-1976	5	Sweeney/Sherrill
Cubley	Walt	1969-1974	6	Sweeney
Daniels	John	1981-1981	1	Walden
Diedrick	Bill	1989-1990	2	Price
Doba	Bill	1989-2002	14	Price
Donovan	Larry	1972-1975	4	Sweeney
Dunn	Kasey	1998-2002	5	Price
Ellerbe	Roosevelt	1970-1970	1	Sweeney
Elliott	Dave	1979-1986	8	Walden
Elway	Jack	1971-1975	4	Sweeney
Emanuel	Gary	1994-1996	3	Price
Ennis	Jim	1946-1947	2	Sarboe
Enos	Rod	1962-1963	2	Sutherland
Erickson	Pinky	1968-1970	3	Sweeney
Erkenbeck	Jim	1968-1971	4	Sweeney
Etheridge	Harold	2008-09	2	Wulff
Everson	Tom	1987-1988	2	Erickson
Fabris	Jon	1982-1986	5	Walden
Faiman	John	1977-1977	1	Powers

LAST NAME	FIRST NAME	TENURE	YEARS	HEAD COACHES
Farman	Dick	1945-1945	1	Sarboe
Fletcher	Felix	1945-1945	1	Sarboe
Flora	Bob	1950-1951	2	Evashevski
Frutig	Ed	1950-1951	2	Evashevski
Gagnon	Gary	1978-1986	9	Walden
Gambold	Bob	1952-1952	1	Kircher
Gambold	Bob	1956-1960	5	Sutherland
Gentry	Dale	1952-1955	4	Kircher
Glover	Rich	1977-1980	4	Walden
Godfrey	Herb	1946-1946	1	Sarboe
Goodsell	Charles	1902-1902	1	Namack
Greene	Ken	2003-2006	4	Doba
Grover	Roger	1952-1954	3	Kircher
Hampton	Russ	1961-1963	3	Sutherland
Holland	Sonny	1968-1968	1	Sweeney
Hoptowit	Al	1947-1947	1	Sarboe
Howard	Todd	2011	1	Wulff
Hughes	Lindsey	1978-1986	9	Walden
Huhta	Elmer	1946-1946	1	Sarboe
Huston	Ralph	1910-1910	1	Osthoff
Jankovich	Sam	1968-1971	4	Sweeney
Karmelowicz	Bob	1987-1988	2	Erickson
Keele	Tom	1974-1975	2	Sweeney
Kirby	Rod	1976-1976	1	Sherrill
Kircher	Al	1950-1951	2	Evashevski
Lappano	Tim	1987-1991	5	Erickson/Price
Leahy	Bob	1976-1976	1	Sherrill
Levenseller	Mike	1992-2002	11	Price
Levenseller	Mike	2003-2007	4	Doba
Levenseller	Mike	2008-2011	4	Wulff
Lewis	Larry	1989-1998	10	Price
Lincoln	Keith	1971-1972	2	Sweeney
Lindsey	Don	1968-1969	2	Sweeney
Livingston	Lawrence	1995-1997	3	Price
Long	Marty	2007-2007	1	Doba
Lounsberry	Jim	1957-1958	2	Sutherland
Lubick	Sonny	1988-1988	1	Erickson
Martin	Jerry	1963-1963	1	Sutherland
Marvin	Joe	1964-1965	2	Clark
Mastro	Jim	2012-present	First	Leach
McDonell	John	1989-2000	12	Price
McGuire	Clay	2012-present	First	Leach
McLaughlin	Leon	1956-1956	1	Sutherland
Mims	Ron	1972-1975	4	Sweeney
Morris	Eric	2012-present	First	Leach
Morton	Steve	1978-1986	9	Walden
Morton	Steve	2010-2011	2	Wulff
Nelson	John	1964-1967	4	Clark
Niekamp	Travis	2008-2010	3	Wulff
Niemi	Laurie	1958-1960	3	Sutherland
Niemi	Laurie	1964-1967	4	Clark
Okuneff	Gerry	1962-1962	1	Sutherland
Padilla	Bob	1980-1981	2	Walden
Parry	Tom	1959-1960	2	Sutherland
Patterson	Andre	1992-1993	2	Price
Peterson	Greg	2006-2007	2	Doba
Pflugrad	Robin	2002-2002	1	Price

Assistant Coaches

LAST NAME	FIRST NAME	TENURE	YEARS	HEAD COACHES	Woody Yaralian	Ken Zaven	1978-1986	9	Walden Powers
Pflugrad	Robin	2003-2005	3	Doba	Yarno	George	1991-1994	4	Price
Porter	George	1963-1963	1	Sutherland	Yarno	George	2003-2007	5	Doba
Preston	Buzz	1994-1997	4	Price	Zeches	Jim	1989-2000	12	Price
Price	Aaron	2001-2002	2	Price	Zimmer	Mike	1989-1993	5	Price
Price	Eric	1998-2000	3	Price					
Price	Mike	1974-1975	2	Sweeney					
Price	Mike	1976-1976	1	Sherrill					
Price	Mike	1977-1977	1	Powers					
Rader	Ralph	1908-1908	1	Rheinschild					
Rasmussen	Rich	2008-2011	4	Wulff					
Ricardo	Scott	1980-1980	1	Walden					
Roach	Dick	1974-1975	2	Sweeney					
Roberson	Malik	2008-Present	3	Wulff					
Rosenbach	Timm	2003-2007	2	Doba					
Ross	Robin	1986-1986	1	Walden					
Ruel	Pat	1978-1981	6	Walden					
Russell	Eric	2012-present	First	Leach					
Salave'a	Joe	2012-present	First	Leach					
Sandahl	Al	1978-1978	1	Walden					
Sanders	Mel	1981-1986	6	Walden					
Sandberg	Roy	1948-1948	1	Sarboe					
Scarry	Mike	1954-1955	2	Kircher					
Schlademan	Karl	1926-1942	17	Hollingbery					
Sears	Jody	2008-2011	4	Wulff					
Sewell	Bill	1946-1948	3	Sarboe					
Shanley	Jim	1964-1970	7	Clark/Sweeney					
Simmons	Dennis	2012-present	First	Leach					
Simpson	Bob	1969-1973	5	Sweeney					
Skipper	Kelly	2003-2006	4	Doba					
Smith	Gregg	1987-1988	2	Erickson					
Smith	John L.	1987-1988	2	Erickson					
Smith	Rowland	1964-1967	4	Clark					
Stavely	Dan	1949-1949	1	Sarboe					
Stavely	Dan	1950-1951	2	Evashevski					
Stavely	Dan	1952-1955	4	Kircher					
Stavely	Dan	1956-1957	2	Sutherland					
Sturdy	Todd	2008-2011	4	Wulff					
Thorton	J.E.	1911-1911	1	Osthoff					
Tiller	Joe	1971-1973	3	Sweeney					
Tiller	Joe	1989-1990	2	Price					
Tippett	Howard	1976-1976	1	Sherrill					
Torchio	Lloyd	1956-1958	3	Sutherland					
Tormey	Chris	2011-2011	1	Wulff					
Tyler	Tom	1915-1915	1	Dietz					
Ungerer	Dave	2010-2011	2	Wulff					
Volero	Paul	2012-present	First	Leach					
Walden	Jim	1977-1977	1	Powers					
Walker	Dave	1976-1979	4	Walden					
Walker	Mike	1997-2002	6	Price					
Walker	Mike	2003-2007	5	Doba					
Walkosky	Dave	2007-2007	1	Doba					
Wamsley	Jerry	1978-1978	1	Walden					
Wheeler	Harold	1979-1982	4	Walden					
Wight	Del	1982-1985	4	Walden					
Wight	Del	1991-1991	1	Price					
Williams	Ted	1991-1993	3	Price					
Wood	Alex	1987-1988	2	Erickson					

Bold = Currently on the staff



WSU Football Coaches All-Time

1894: William Goodyear

1895: Fred W. Waite

1896: David A. Brodie

1897: Robert R. Gailey

1898: Frank Shively

1899: Frank Shively

1900: William L. Allen

1901: W. H. Namack

1902: W. H. Namack

Assistant: Charles Goodsell

1903: J. N. Ashmore

1904: Everett M. Sweeley

1905: John R. Bender

1906: John R. Bender

1907: John R. Bender

1908: Walter Rheinschild

Assistant: Ralph "Fat" Rader

1909: William S. Kienholz

1910: Oscar P. Osthoff

Assistant: Ralph Huston

1911: Oscar P. Osthoff

Assistant: J. E. Thornton

1912: John R. Bender

1913: John R. Bender

1914: John R. Bender

1915: William H. "Lone Star" Dietz

Assistant: Tom Tyrer

1916: William H. "Lone Star" Dietz

1917: William H. "Lone Star" Dietz

1918: Emory Alvord

1919: Gustavus "Gus" Welch

1920: Gustavus "Gus" Welch

Assistant: Harry A. "Hack" Applequist

1921: Gustavus "Gus" Welch

Assistant: "Hack" Applequist

1922: Gustavus "Gus" Welch

Assistant: "Hack" Applequist

1923: Gustavus "Gus" Welch

Assistant: "Hack" Applequist

1924: Albert A. Exendine

Assistant: "Hack" Applequist

1925: Albert A. Exendine

Assistant: "Hack" Applequist

1926: Orin E. "Babe" Hollingbery

Assistants: Arthur B. "Buck" Bailey and Karl Schlademan

1927: Orin E. "Babe" Hollingbery

Assistants: "Buck" Bailey and Karl Schlademan

1928: Orin E. "Babe" Hollingbery

Assistants: "Buck" Bailey and Karl Schlademan

1929: Orin E. "Babe" Hollingbery

Assistants: "Buck" Bailey and Karl Schlademan

1930: Orin E. "Babe" Hollingbery

Assistants: "Buck" Bailey and Karl Schlademan

1931: Orin E. "Babe" Hollingbery

Assistants: "Buck" Bailey and Karl Schlademan

1932: Orin E. "Babe" Hollingbery

Assistants: "Buck" Bailey and Karl Schlademan

1933: Orin E. "Babe" Hollingbery

Assistants: "Buck" Bailey and Karl Schlademan

1934: Orin E. "Babe" Hollingbery

Assistants: "Buck" Bailey and Karl Schlademan

1935: Orin E. "Babe" Hollingbery

Assistants: "Buck" Bailey and Karl Schlademan

1936: Orin E. "Babe" Hollingbery

Assistants: "Buck" Bailey and Karl Schlademan

1937: Orin E. "Babe" Hollingbery

Assistants: "Buck" Bailey and Karl Schlademan

1938: Orin E. "Babe" Hollingbery

Assistants: "Buck" Bailey and Karl Schlademan

1939: Orin E. "Babe" Hollingbery

Assistants: "Buck" Bailey and Karl Schlademan

1940: Orin E. "Babe" Hollingbery

Assistants: "Buck" Bailey and Karl Schlademan

1941: Orin E. "Babe" Hollingbery

Assistants: "Buck" Bailey and Karl Schlademan

1942: Orin E. "Babe" Hollingbery

Assistants: "Buck" Bailey and Karl Schlademan

1943: (No football. WWII)

1944: (No football. WWII)

1945: Phil Sorboe

Assistants: "Buck" Bailey, Bob Campbell, Felix Fletcher, and Dick Farman.

1946: Phil Sorboe

Assistants: "Buck" Bailey, Elmer Huhta, Jimmy Ennis, Herb Godfrey, and Bill Sewell.

1947: Phil Sorboe

Assistants: "Buck" Bailey, Jimmy Ennis, Al Hoptowitz, and Bill Sewell.

1948: Phil Sarboe

Assistants: "Buck" Bailey, Bill Sewell, Joe Angelo, and Roy Sandberg.

1949: Phil Sarboe

Assistants: "Buck" Bailey, Joe Angelo, Dan Stavely and Tony Blazine

1950: Forest Evashevski

Assistants: Al Kircher, Ed Frutig, Bob Flora and "Buck" Bailey

1951: Forest Evashevski

Assistants: Al Kircher, Ed Frutig, Bob Flora and "Buck" Bailey

1952: Alton S. "Al" Kircher

Assistants: Dan Stavely, Dale Gentry, Roger Grove, Bob Gambold and "Buck" Bailey

1953: Alton S. "Al" Kircher

Assistants: Dan Stavely, Dale Gentry, Roger Grove and "Buck" Bailey

1954: Alton S. "Al" Kircher

Assistants: Mike Scarry, Dan Stavely, Dale Gentry, Roger Grove and "Buck" Bailey

1955: Alton S. "Al" Kircher

Assistants: Mike Scarry, Dale Gentry, Dan Stavely and "Buck" Bailey

1956: Jim Sutherland

Assistants: Leon McLaughlin, Dan Stavely, Bob Gambold, Lloyd Torchio and "Buck" Bailey

1957: Jim Sutherland

Assistants: Dan Stavely, Bob Gambold, Lloyd Torchio and Jim Lounsberry

1958: Jim Sutherland

Assistants: Bob Gambold, Jim Lounsberry, Lloyd Torchio, and Laurie Niemi

1959: Jim Sutherland

Assistants: Bob Gambold, Laurie Niemi, Roy Carlson and Tom Parry

1960: Jim Sutherland

Assistants: Bob Gambold, Laurie Niemi, Roy Carlson, Tom Parry and Ray Blier

1961: Jim Sutherland

Assistants: Roy Carlson, Ray Blier, Ed Cody, Chuck Chatfield and Russ Hampton

1962: Jim Sutherland

Assistants: Ray Blier, Chuck Chatfield, Russ Hampton, Rod Enos and Gerry Okuneff

1963: Jim Sutherland

Assistants: Ray Blier, Russ Hampton, Rod Enos, Jerry Martin and George Porter

1964: Bert Clark

Assistants: Laurie Niemi, King Block, Rowland "Red" Smith, Joe Marvin, Jim Shanley and John Nelson

1965: Bert Clark

Assistants: Laurie Niemi, King Block, "Red" Smith, Joe Marvin, Jim Shanley and John Nelson

1966: Bert Clark

Assistants: Laurie Niemi, King Block, "Red" Smith, Jim Shanley, John Nelson and Sam Adams

1967: Bert Clark

Assistants: Laurie Niemi, King Block, "Red" Smith, Jim Shanley, John Nelson and Sam Adams

1968: Jim Sweeney

Assistants: Sam Jankovich, Robert "Pinky" Erickson, Jim Erkenbeck, Allyn "Sonny" Holland, Jim Shanley, Don Lindsey and Hugh Campbell

1969: Jim Sweeney

Assistants: Sam Jankovich, Jim Shanley, Don Lindsey, Jim Erkenbeck, Bob Simpson, "Pinky" Erickson, and Walt Cubley

1970: Jim Sweeney

Assistants: Sam Jankovich, Jim Shanley, Jim Erkenbeck, Bob Simpson, "Pinky" Erickson, and Walt Cubley

1971: Jim Sweeney

Assistants: Sam Jankovich, Jim Erkenbeck, Bob Simpson, Leon Burtnett, Joe Tiller, and Keith Lincoln, Walt Cubley

1972: Jim Sweeney

Assistants: Bob Simpson, Joe Tiller, Walt Cubley, Keith Lincoln, Ray Braun, Larry Donovan, Bill Cords, Jack Elway and Ron Mims

1973: Jim Sweeney

Assistants: Bob Simpson, Joe Tiller, Walt Cubley, Ray Braun, Larry Donovan, Jack Elway, Bill Cords and Ron Mims

1974: Jim Sweeney

Assistants: Walt Cubley, Larry Donovan, Jack Elway, Bill Cords, Ron Mims, Tom Keele, Mike Price and Dick Roach

1975: Jim Sweeney

Assistants: Larry Donovan, Jack Elway, Bill Cords, Tom Keele, Ron Mims, Mike Price and Dick Roach

1976: Jackie Sherrill

Assistants: Bob Leahy, Howard Tippett, Bill Cords, Dave Walker, Mike Price, Dave Campo, Ron Kirby, and Michael Church

1977: Warren Powers

Assistants: Dick Beechner, Mike Price, Dave Walker, Jim Walden, Rich Glover, John Faiman, Michael Church, and Zaven Yarialian

1978: Jim Walden

Assistants: Mike Church, Gary Gagnon, Rich Glover, Lindsay Hughes, Steve Morton, Pat Ruel, Al Sandahl, Dave Walker, Jerry Wamsley, and Ken Woody

1979: Jim Walden

Assistants: Dave Elliott, Gary Gagnon, Rich Glover, Lindsay Hughes, Steve Morton, Pat Ruel, Dave Walker, Harold Wheeler, and Ken Woody

1980: Jim Walden

Assistants: Dave Elliott, Gary Gagnon, Rich Glover, Lindsay Hughes, Steve Morton, Bob Padilla, Scott Ricardo, Pat Ruel, and Ken Woody

1981: Jim Walden

Assistants: John Daniels, Dave Elliott, Gary Gagnon, Lindsay Hughes, Steve Morton, Bob Padilla, Pat Ruel, Melvin Sanders, Harold Wheeler, Ken Woody

1982: Jim Walden

Assistants: Jim Burrow, Dave Elliott, Jon Fabris, Gary Gagnon, Lindsay Hughes, Steve Morton, Melvin Sanders, Harold Wheeler, Del Wight, and Ken Woody

1983: Jim Walden

Assistants: Jim Burrow, Dave Elliott, Jon Fabris, Gary Gagnon, Lindsay Hughes, Steve Morton, Melvin Sanders, Harold Wheeler, Del Wight, and Ken Woody

1984: Jim Walden

Assistants: Jim Burrow, Dave Elliott, Jon Fabris, Gary Gagnon, Lindsay Hughes, Steve Morton, Melvin Sanders, Del Wight, and Ken Woody

1985: Jim Walden

Assistants: Jim Burrow, Dave Elliott, Jon Fabris, Gary Gagnon, Lindsay Hughes, Steve Morton, Melvin Sanders, Del Wight, and Ken Woody



WSU Football Coaches All-Time

1986: Jim Walden

Assistants: Jim Burrow, Dave Elliott, Jon Fabris, Gary Gagnon, Lindsay Hughes, Steve Morton, Robin Ross, Mel Sanders and Ken Woody

1987: Dennis Erickson

Assistants: Dave Arnold, Bob Bratkowski, Craig Bray, Tom Everson, Bob Karmelowicz, Tim Lappano, Gregg Smith, John Smith, and Alex Wood

1988: Dennis Erickson

Assistants: Dave Arnold, Bob Bratkowski, Craig Bray, Tom Everson, Bob Karmelowicz, Tim Lappano, Gregg Smith, John Smith, and Alex Wood

1989: Mike Price

Assistants: Joe Tiller, Mike Zimmer, Gerald Carr, Bill Diedrick, Bill Doba, Tim Lappano, Larry Lewis, John McDonell, and Jim Zeches

1990: Mike Price

Assistants: Joe Tiller, Mike Zimmer, Gerald Carr, Bill Diedrick, Bill Doba, Tim Lappano, Larry Lewis, John McDonell, and Jim Zeches

1991: Mike Price

Assistants: George Yarno, Mike Zimmer, Ted Williams, Del Wight, Bill Doba, Tim Lappano, Larry Lewis, John McDonell, and Jim Zeches

1992: Mike Price

Assistants: Bill Doba, Mike Zimmer, Ted Williams, Mike Levenseller, Larry Lewis, John McDonell, Andre Patterson, George Yarno, and Jim Zeches

1993: Mike Price

Assistants: Bill Doba, Mike Zimmer, Ted Williams, Mike Levenseller, Larry Lewis, John McDonell, Andre Patterson, George Yarno, and Jim Zeches

1994: Mike Price

Assistants: Larry Lewis, Bill Doba, John McDonell, Craig Bray, Buzz Preston, Mike Levenseller, Gary Emanuel, George Yarno, and Jim Zeches

1995: Mike Price

Assistants: Craig Bray, Bill Doba, Gary Emanuel, Mike Levenseller, Larry Lewis, Lawrence Livingston, John McDonell, Buzz Preston, Jim Zeches.

1996: Mike Price

Assistants: Craig Bray, Bill Doba, Gary Emanuel, Mike Levenseller, Larry Lewis, Lawrence Livingston, John McDonell, Buzz Preston, Jim Zeches.

1997: Mike Price

Assistants: Craig Bray, Bill Doba, Mike Levenseller, Larry Lewis, Lawrence Livingston, John McDonell, Buzz Preston, Mike Walker, Jim Zeches.

1998: Mike Price

Assistants: Craig Bray, Bill Doba, Kasey Dunn, Mike Levenseller, Larry Lewis, John McDonell, Eric Price, Mike Walker, Jim Zeches.

1999: Mike Price

Assistants: Robb Akey, Craig Bray, Bill Doba, Kasey Dunn, Mike Levenseller, John McDonell, Eric Price, Mike Walker, Jim Zeches.

2000: Mike Price

Assistants: Robb Akey, Chris Ball, Bill Doba, Kasey Dunn, Mike Levenseller, John McDonell, Eric Price, Mike Walker, Jim Zeches.

2001: Mike Price

Assistants: Robb Akey, Chris Ball, Bob Connelly, Bill Doba, Kasey Dunn, Mike Levenseller, Aaron Price, Mike Walker, Robin Pflugrad.

2002: Mike Price

Assistants: Robb Akey, Chris Ball, Bob Connelly, Bill Doba, Kasey, Dunn, Mike Levenseller, Robin Pflugrad, Aaron Price, Mike Walker.

2003: Bill Doba

Assistants: Robb Akey, Leon Burnett, Ken Greene, Mike Levenseller, Robin Pflugrad, Timm Rosenbach, Kelly Skipper, Mike Walker, George Yarno.

2004: Bill Doba

Assistants: Robb Akey, Leon Burnett, Ken Greene, Mike Levenseller, Robin Pflugrad, Timm Rosenbach, Kelly Skipper, Mike Walker, George Yarno.

2005: Bill Doba

Assistants: Robb Akey, Leon Burnett, Ken Greene, Mike Levenseller, Robin Pflugrad, Timm Rosenbach, Kelly Skipper, Mike Walker, George Yarno.

2006: Bill Doba

Assistants: Robb Akey, Leon Burnett, Ken Greene, Mike Levenseller, Greg Peterson, Timm Rosenbach, Kelly Skipper, Mike Walker, George Yarno.

2007: Bill Doba

Assistants: Steve Broussard, Leon Burnett, Mike Levenseller, Marty Long, Greg Peterson, Timm Rosenbach, Mike Walker, Dave Walkosky, George Yarno.

2008: Paul Wulff

Assistants: Chris Ball, Steve Broussard, Harold Etheridge, Mike Levenseller, Travis Niekamp, Rich Rasmussen, Malik Roberson, Jody Sears, Todd Sturdy.

2009: Paul Wulff

Assistants: Chris Ball, Steve Broussard, Harold Etheridge, Mike Levenseller, Travis Niekamp, Rich Rasmussen, Malik Roberson, Jody Sears, Todd Sturdy.

2010: Paul Wulff

Assistants: Chris Ball, Mike Levenseller, Steve Morton, Travis Niekamp, Rich Rasmussen, Malik Roberson, Jody Sears, Todd Sturdy, Dave Ungerer.

2011: Paul Wulff

Assistants: Chris Ball, Todd Howard, Mike Levenseller, Steve Morton, Rich Rasmussen, Malik Roberson, Jody Sears, Todd Sturdy, Chris Tormey, Dave Ungerer.

2012: Mike Leach

Assistants: Mike Breske, Jeff Choate, Jim Mastro, Clay McGuire, Eric Morris, Eric Russell, Joe Salave'a, Dennis Simmons, Paul Volero.



All-Time Results





Team-By-Team

FIRST-LAST GAME	SCHOOL	WSU WON	WSU LOST	WSU TIED	WSU POINTS	POINTS AGAINST	PERCENT WSU WINS
1930-1930	Alabama, University of (Rose Bowl)	0	1	0	0	24	.000
1963-2009	Arizona, University of	13	25	0	823	1028	.342
1960-2011	ARIZONA STATE UNIVERSITY	13	23	2	876	1057	.368
1963-1980	Army	1	1	1	52	62	.500
2006-2006	Auburn	0	1	0	14	40	.000
1984-1984	Ball State	1	0	0	16	14	1.000
1952-2008	Baylor University	2	4	0	62	124	.333
1906-1907	Blair Business College	2	0	0	97	0	1.000
1908-1913	Bremerton Navy	2	0	0	70	12	1.000
1981-1990	BRIGHAM YOUNG	1	2	0	118	129	.333
1997-2001	Boise State	4	0	0	174	77	1.000
1915-1915	Brown University (Rose Bowl)	1	0	0	14	0	1.000
1919-2011	CALIFORNIA, UNIVERSITY OF	25	43	5	1257	1742	.377
1926-1932	College of Idaho	7	0	0	315	12	1.000
1981-2011	COLORADO, UNIVERSITY OF	3	4	0	140	148	.429
1896-1896	Company C-NGW	1	0	0	24	0	1.000
1909-1960	Denver, University of	0	2	0	32	39	.000
1934-1934	Detroit, University of	0	1	0	0	6	.000
1907-1908	EASTERN WASHINGTON STATE COLLEGE	2	0	0	119	0	1.000
1987-1994	Fresno State	3	1	0	134	98	.750
1911-1941	Gonzaga University	18	5	3	497	120	.750
2005-2005	Grambling State University	1	0	0	48	7	1.000
1925-2009	Hawaii, University of	2	3	0	91	103	.400
1925-1925	Honolulu All-Stars	1	0	0	24	7	1.000
1929-1929	Honolulu Townies	1	0	0	12	0	1.000
1959-1988	Houston, University of	2	1	0	63	61	.667
1894-2007	Idaho, University of	70	17	3	1917	728	.805
2011-2011	Idaho State University	1	0	0	64	21	1.000
1969-1998	Illinois, University of (Urbana-Champaign)	5	2	0	168	114	.714
1961-1965	Indiana University (Bloomington)	2	1	0	36	55	.667
1953-1969	Iowa, University of	1	3	1	81	149	.300
1955-1977	Kansas, University of	2	7	0	110	218	.222
1896-1905	Lewiston	4	1	1	102	18	.750
1997-1998	Louisiana-Lafayette	2	0	0	121	7	1.000
1983-1997	Michigan, University of	0	4	0	65	126	.000
1942-1977	Michigan State University	2	5	0	95	103	.286
1965-1988	Minnesota, University of (Minneapolis)	3	2	0	111	111	.600
1961-1961	Missouri, University of (Columbia)	0	1	0	6	28	.000
1903-1995	Montana, University of	32	2	0	886	178	.941
1905-2001	Montana State University	7	0	0	286	106	1.000
1927-1929	Mount St. Charles	1	0	1	44	6	.750
1910-1919	Multnomah Athletic Club (Portland)	2	1	0	58	7	.667
1920-1995	Nebraska, University of (Lincoln)	3	1	0	95	77	.750
2002-2005	Nevada-Reno	2	0	0	86	28	1.000
1978-2011	NEVADA-LAS VEGAS	5	0	0	208	69	1.000
2003-2004	New Mexico	2	0	0	44	30	1.000
1958-1958	Northwestern University	0	1	0	28	29	.000
2003-2009	Notre Dame	0	2	0	40	69	.000
1952-1991	Ohio State University	0	7	0	97	274	.000
1938-2003	Oklahoma, University of	0	3	0	14	83	.000
1951-2010	Oklahoma State University	2	2	0	66	124	.500
1901-2011	OREGON, UNIVERSITY OF	38	44	7	1559	1749	.466
1903-2011	OREGON STATE UNIVERSITY	48	45	3	1595	1504	.515



Team-By-Team

FIRST-LAST GAME	SCHOOL	WSU WON	WSU LOST	WSU TIED	WSU POINTS	POINTS AGAINST	PERCENT WSU WINS
1953-1993	Pacific, University of (Stockton)	8	5	0	308	171	.615
1902-1924	Pacific, University of (Oregon)	2	1	0	89	6	.667
1947-1948	Penn State University	0	2	0	6	34	.000
1995-1995	Pittsburgh	0	1	0	13	17	.000
1947-1947	Portland, University of	1	0	0	35	0	1.000
2008-2008	Portland State University	1	0	0	48	9	1.000
1903-1936	Puget Sound, University of	3	0	1	176	6	.875
2001-2001	Purdue	1	0	0	33	27	1.000
2007-2011	San Diego State	1	1	0	69	59	.500
1955-1996	San Jose State University	7	4	1	334	166	.625
1951-1951	Santa Clara, University of	1	0	0	34	20	1.000
1942-1942	Second Air Force	0	0	1	6	6	.000
1921-2010	Southern California, University of	8	58	4	880	2108	.171
2009-2010	Southern Methodist	1	1	0	51	62	.500
1895-1907	Spokane Athletic Club	7	0	0	151	12	1.000
1894-1905	Spokane High School	2	1	0	91	18	.667
1908-1908	Spokane YMCA	1	0	0	33	0	1.000
1907-1907	St. Louis University	1	0	0	11	0	1.000
1934-1935	St. Mary's College (California)	0	1	1	13	16	.000
1936-2011	STANFORD UNIVERSITY	25	36	1	1249	1803	.411
1979-1979	Syracuse University	0	1	0	25	52	.000
1992-1996	Temple	2	0	0	89	44	1.000
1980-1994	Tennessee	1	4	0	114	113	.200
1954-2003	Texas, University of	1	2	0	50	101	.333
1941-1942	Texas A&M University	0	2	0	0	28	.000
1953-1990	Texas Christian University	1	1	0	28	24	.500
1963-1964	Texas Tech University	0	2	0	17	44	.000
1931-1931	Tulane University	0	1	0	14	28	.000
1928-2011	UCLA	18	39	1	1079	1528	.3
1966-2011	UTAH, UNIVERSITY OF	5	6	0	300	303	.455
1949-1961	Utah State University	2	1	0	93	40	.667
1930-1965	Villanova University	2	0	0	37	14	1.000
1900-1900	Walla Walla Athletic Club	1	0	0	5	0	1.000
1900-2011	WASHINGTON, UNIVERSITY OF	31	67	6	1456	2233	.327
1897-1929	Whitman College	18	3	1	366	104	.841
1905-1935	Willamette University	2	1	0	66	11	.667
1976-2007	Wisconsin	0	2	0	47	77	.000
1962-1990	Wyoming, University of	3	2	0	113	128	.600
1909-1909	Whitworth of Tacoma	1	0	0	38	0	1.000
1917-1917	362nd Infantry	0	0	1	0	0	.000

Year-By-Year

1894 (1-1-0)

DATE	OPP	SCORE	W/L	ATT	LOC
N. 18	Idaho	10-0	W	NA	A
N. 29	Spokane HS	0-18	L	1,500	A

Coach: William Goodyear

1895 (2-0-0)

DATE	OPP	SCORE	W/L	ATT	LOC
N. 9	Idaho	10-4	W	500	H
N. 28	Spokane AC	26-4	W	1,100	A

Coach: F.W. Waite

1896 (2-0-1)

DATE	OPP	SCORE	W/L	ATT	LOC
N. 14	Lewiston AA	26-0	W	NA	H
N. 26	Company C, NGW24-0	W	NA		
Colfax					
D. 5	Lewiston AA	6-6	T	NA	A

Coach: D. A. Brodie

1897 (2-0-0)

DATE	OPP	SCORE	W/L	ATT	LOC
N. 13	Spokane AC	16-8	W	NA	A
N. 25	Whitman	16-4	W	NA	A

Coach: Robert R. Galley

1898 (0-0-1)

DATE	OPP	SCORE	W/L	ATT	LOC
N. 5	Whitman	0-0	T	NA	H

Coach: Frank Shively

1899 (1-1-0)

DATE	OPP	SCORE	W/L	ATT	LOC
O. 28	Idaho	11-0	W	500	H
N. 10	Whitman	10-11	L	NA	A

Coach: Frank Shively

1900 (4-0-1)

DATE	OPP	SCORE	W/L	ATT	LOC
O. 13	Lewiston AA	2-0	W	NA	A
O. 20	Spokane AC	6-0	W	NA	H
N. 10	Walla Walla AC	5-0	W	NA	A
N. 24	Spokane AC	21-0	W	NA	A
N. 29	Washington	5-5	T	1,500	A

Coach: William Allen

1901 (4-1-0)

DATE	OPP	SCORE	W/L	ATT	LOC
O. 18	Lewiston Normal	16-0	W	NA	H
O. 25	Idaho	0-5	L	NA	A
N. 1	Washington	10-0	W	NA	H
N. 9	Oregon	16-0	W	NA	H
N. 28	Whitman	5-2	W	NA	A

Coach: William Namack

1902 (2-3-0)

DATE	OPP	SCORE	W/L	ATT	LOC
O. 11	Lewiston Normal	0-12	L	300	A
O. 18	Pacific (Oregon)	5-6	L	NA	H
O. 24	Idaho	17-0	W	NA	H
N. 1	Whitman	6-5	W	NA	H
N. 27	Washington	0-16	L	4,000	A

Coach: William Allen

1903 (3-3-2)

DATE	OPP	SCORE	W/L	ATT	LOC
O. 3	Spokane High School	40-0	W	NA	H
O. 14	Puget Sound	0-0	T	NA	H
O. 23	Idaho	0-32	L	NA	A
O. 30	Washington	0-10	L	NA	H
N. 7	Oregon	0-0	T	NA	A
N. 11	Oregon State	0-6	L	NA	A
N. 21	Montana	34-0	W	NA	H
N. 26	Whitman	18-6	W	1,500	A

Coach: James N. Ashmore

1904 (2-2-0)

DATE	OPP	SCORE	W/L	ATT	LOC
O. 21	Idaho	0-5	L	1,500	H
O. 29	Washington	6-12	L	NA	A
N. 16	Montana	6-5	W	NA	A
N. 24	Whitman	34-4	W	1,000	A

Coach: Everett M. Sweeley

1905 (4-4-0)

DATE	OPP	SCORE	W/L	ATT	LOC
S. 30	Spokane H.S.	51-0	W	350	H
O. 7	Lewiston H.S.	52-0	W	400	H
O. 11	Montana State	32-0	W	600	H
O. 18	Willamette	6-11	L	600	Salem
O. 21	Oregon State	0-29	L	NA	A
O. 28	Montana	28-6	W	600	H
N. 10	Idaho	0-5	L	500	A
N. 30	Whitman	6-10	L	700	A

Coach: Everett M. Sweeley

1906 (6-0-0)

DATE	OPP	SCORE	W/L	ATT	LOC
O. 13	Blair Business Col.	11-0	W	NA	H
O. 19	Montana	5-0	W	NA	A
N. 3	Spokane AC	4-0	W	350	A
N. 9	Idaho	10-0	W	NA	H
N. 17	Spokane AC	8-0	W	NA	A
N. 24	Whitman	6-0	W	1,000	H

Coach: John R. Bender

1907 (7-1-0)

DATE	OPP	SCORE	W/L	ATT	LOC
O. 5	Eastern Washington	46-0	W	NA	H
O. 12	Blair Business Col.	86-0	W	NA	H
O. 18	Montana	38-0	W	NA	H
O. 26	Spokane AC	70-0	W	NA	H
N. 8	Idaho	4-5	L	2,000	A
N. 21	Washington	11-5	W	3,000	A
N. 28	Whitman	16-8	W	2,000	A
D. 25	St. Louis	11-0	W	NA	S

Coach: John R. Bender

1908 (4-0-2)

DATE	OPP	SCORE	W/L	ATT	LOC
O. 10	Eastern Washington	73-0	W	NA	H
O. 17	Spokane YMCA	33-0	W	NA	H
O. 30	Bremerton Navy	44-0	W	NA	H
N. 7	Washington	6-6	T	NA	A
N. 14	Idaho	4-4	T	NA	H
N. 21	Whitman	4-0	W	NA	H

Coach: Walter Rheinschild

1909 (4-1-0)

DATE	OPP	SCORE	W/L	ATT	LOC
O. 20	Puget Sound	74-0	W	NA	H
N. 5	Idaho	18-0	W	NA	A
N. 16	Whitworth of Tacoma	38-0	W	NA	H
N. 28	Whitman	23-6	W	NA	A
D. 4	Denver	6-11	L	NA	S

Coach: William S. Kienholz

1910 (2-3-0)

DATE	OPP	SCORE	W/L	ATT	LOC
O. 21	Idaho	5-9	L	NA	H
O. 29	Oregon State	3-9	L	NA	P
N. 1	Multnomah AC	9-0	W	NA	P
N. 12	Washington	0-16	L	2,600	S
N. 24	Whitman	8-0	W	NA	A

Coach: Oscar P. Osthoff

1911 (3-3-0)

DATE	OPP	SCORE	W/L	ATT	LOC
O. 7	Gonzaga	58-0	W	NA	H
O. 20	Idaho	17-0	W	NA	A
O. 27	Oregon	0-6	L	NA	H
N. 11	Oregon State	0-6	L	NA	A
N. 18	Whitman	11-0	W	NA	S
N. 30	Washington	6-30	L	6,000	A

Coach: Oscar P. Osthoff

1912 (2-3-0)

DATE	OPP	SCORE	W/L	ATT	LOC
O. 18	Idaho	0-13	L	3,000	H
O. 26	Oregon	7-0	W	NA	A
N. 1	Oregon State	10-9	W	NA	H
N. 9	Whitman	0-30	L	NA	S
N. 28	Washington	0-19	L	NA	A

Coach: John R. Bender

1913 (4-4-0)

DATE	OPP	SCORE	W/L	ATT	LOC
O. 4	Bremerton Navy	26-12	W	NA	H
O. 11	Montana	34-9	W	NA	H
O. 17	Idaho	0-3	L	2,500	A
O. 25	Multnomah AC	0-7	L	NA	A
N. 1	Gonzaga	26-0	W	NA	H
N. 8	Whitman	23-0	W	NA	H
N. 15	Oregon State	2-10	L	NA	A
N. 27	Washington	0-20	L	NA	A

Coach: John R. Bender

1914 (2-4-0)

DATE	OPP	SCORE	W/L	ATT	LOC
O. 6	Montana	0-10	L	NA	A
O. 17	Oregon	0-7	L	NA	P
O. 24	Oregon State	0-7	L	NA	H
N. 7	Idaho	3-0	W	4,000	H
N. 14	Whitman	7-6	W	1,500	S
N. 26	Washington	0-45	L	NA	A

Coach: John R. Bender

1915 (7-0-0)

DATE	OPP	SCORE	W/L	ATT	LOC
O. 9	Oregon	28-3	W	NA	H
O. 16	Oregon State	29-0	W	3,000	A
O. 30	Idaho	41-0	W	3,000	A
N. 6	Montana	27-7	W	NA	H
N. 16	Whitman	17-0	W	NA	H
N. 25	Gonzaga	48-0	W	NA	A
J. 1	Brown (Rose Bowl)	14-0	W	10,000	Pa

Coach: William H. Dietz

1916 (4-2-0; PCC Begins)

DATE	OPP	SCORE	W/L	ATT	LOC
O. 14	Oregon State	10-13	L	NA	H
O. 28	Montana	27-0	W	NA	A
N. 4	Idaho	31-0	W	2,500	H
N. 11	Oregon	3-12	L	6,000	P
N. 25	Gonzaga	18-0	W	NA	A
N. 30	Whitman	46-0	W	NA	A

Coach: William H. Dietz

1917 (6-0-1, 3-0-0)

DATE	OPP	SCORE	W/L	ATT	LOC
O. 13	362nd Infantry	0-0	T	15,000	T
O. 20	Oregon	26-3	W	NA	H
O. 27	Whitman	19-0	W	NA	H
N. 3	Idaho	19-0	W	NA	A
N. 10	Oregon State	6-0	W	NA	A
N. 17	Montana	28-0	W	2,000	S
N. 29	Washington	14-0	W	7,000	A

Coach: William H. Dietz

1918 (1-1-0)

DATE	OPP	SCORE	W/L	ATT	LOC
N. 28	Gonzaga	20-6	W	NA	H
D. 7	Idaho	6-7	L	NA	A

Coach: Emory Alvord

1919 (5-2-0; 2-2-0)

DATE	OPP	SCORE	W/L	ATT	LOC
O. 18	Multnomah AC	49-0	W	2,500	S
O. 25	California	14-0	W	NA	A
N. 1	Idaho	37-0	W	3,000	H
N. 8	Oregon	7-0	W	12,000	P
N. 15	Washington	7-13	L	7,000</	



Year-By-Year

1927 (3-3-2; 1-3-1)

DATE	OPP	SCORE	W/L	ATT	LOC
S. 24	Mt. St. Charles	6-6	T	3,000	H
O. 1	College of Idaho	53-0	W	4,000	H
O. 8	Montana	35-0	W	9,000	H
O. 15	Gonzaga	13-0	W	8,000	A
O. 22	Washington	0-14	L	32,000	A
O. 29	Oregon State	6-13	L	10,000	A
N. 11	Idaho	7-7	T	15,000	H
N. 19	USC	0-27	L	40,000	A

Coach: Orin E. "Babe" Hollingbery

1928 (7-3-0; 4-3-0)

DATE	OPP	SCORE	W/L	ATT	LOC
S. 22	Whitman	33-6	W	4,000	H
S. 29	Gonzaga	3-0	W	10,000	A
O. 6	Montana	26-6	W	6,000	A
O. 13	California	3-13	L	30,000	A
O. 20	Oregon State	9-7	W	10,000	H
O. 27	College of Idaho	51-0	W	5,000	H
N. 3	Idaho	26-0	W	10,000	A
N. 10	UCLA	38-0	W	1,000	P
N. 17	USC	13-27	L	50,000	A
N. 29	Washington	0-6	L	30,000	A

Coach: Orin E. "Babe" Hollingbery

1929 (10-2-0; 4-2-0)

DATE	OPP	SCORE	W/L	ATT	LOC
S. 28	College of Idaho	48-0	W	4,000	H
O. 5	Mt. St. Charles	38-0	W	5,000	H
O. 12	California	0-14	L	40,000	A
O. 19	Washington	20-13	W	15,000	H
O. 26	Whitman	58-6	W	6,000	H
N. 2	Oregon State	9-0	W	15,000	P
N. 9	Idaho	41-7	W	10,000	H
N. 16	Montana	13-0	W	3,000	A
N. 23	Gonzaga	27-0	W	8,000	A
N. 30	USC	7-27	L	45,000	A
D. 25	Honolulu Townies	12-0	W	10,000	A
J. 1	Hawaii	28-7	W	12,000	A

Coach: Orin E. "Babe" Hollingbery

1930 (9-1-0; 6-0-0)

DATE	OPP	SCORE	W/L	ATT	LOC
S. 27	College of Idaho	47-12	W	4,000	H
O. 4	California	16-0	W	35,000	A
O. 11	USC	7-6	W	22,000	H
O. 18	Gonzaga	24-0	W	6,500	A
O. 25	Montana	61-0	W	5,000	H
N. 1	Oregon State	14-7	W	32,600	P
N. 8	Idaho	33-7	W	7,000	A
N. 15	Washington	3-0	W	41,225	A
N. 29	Villanova	13-0	W	25,000	A
J. 1	Alabama (Rose Bowl)	0-24	L	65,000	Pa

Coach: Orin E. "Babe" Hollingbery

1931 (6-4-0; 4-3-0)

DATE	OPP	SCORE	W/L	ATT	LOC
S. 26	College of Idaho	41-0	W	4,000	H
O. 3	UCLA	13-0	W	10,000	H
O. 10	USC	6-38	L	NA	A
O. 17	California	7-13	L	12,000	P
O. 24	Montana	13-0	W	6,000	A
O. 31	Oregon State	7-6	W	15,000	P
N. 7	Idaho	9-8	W	10,000	H
N. 14	Washington	0-12	L	30,000	A
N. 21	Gonzaga	13-6	W	10,000	A
D. 5	Tulane	14-28	L	20,000	A

Coach: Orin E. "Babe" Hollingbery

1932 (7-1-1; 5-1-1)

DATE	OPP	SCORE	W/L	ATT	LOC
S. 24	College of Idaho	40-0	W	4,000	H
O. 1	USC	0-20	L	40,000	A
O. 8	Willamette	30-0	W	3,000	H
O. 15	California	7-2	W	25,000	A
O. 22	Oregon State	7-6	W	5,000	A
O. 29	Montana	31-0	W	3,000	H
N. 5	Idaho	12-0	W	8,000	H
N. 12	Washington	0-0	T	20,000	A
N. 24	UCLA	3-0	W	35,000	A

Coach: Orin E. "Babe" Hollingbery

1933 (5-3-1; 3-3-1)

DATE	OPP	SCORE	W/L	ATT	LOC
S. 30	Puget Sound	56-0	W	5,000	H
O. 7	USC	0-33	L	40,000	A
O. 14	Montana	13-7	W	6,000	A
O. 21	California	6-6	T	16,000	H
O. 28	Oregon State	0-2	L	10,000	P
N. 4	Gonzaga	16-0	W	10,500	A
N. 11	Idaho	14-6	W	9,000	A
N. 25	Washington	17-6	W	17,000	H
N. 30	UCLA	0-7	L	20,000	A

Coach: Orin E. "Babe" Hollingbery

1934 (4-3-1; 4-0-1)

DATE	OPP	SCORE	W/L	ATT	LOC
S. 29	Montana	27-0	W	7,000	H
O. 6	USC	19-0	W	50,000	A
O. 13	Gonzaga	6-13	L	11,000	A
O. 27	Oregon State	31-0	W	13,000	H
N. 2	St. Mary's	6-9	L	20,000	SF
N. 10	Idaho	19-0	W	11,000	H
N. 24	Washington	0-0	T	38,000	A
D. 1	Detroit	0-6	L	6,000	A

Coach: Orin E. "Babe" Hollingbery

1935 (5-3-1; 3-2-0)

DATE	OPP	SCORE	W/L	ATT	LOC
S. 28	Puget Sound	46-6	W	4,000	H
O. 5	Willamette	30-0	W	6,000	H
O. 12	Montana	13-7	W	6,000	A
O. 19	Washington	0-21	L	20,000	H
O. 26	Oregon State	26-13	W	20,000	P
N. 2	Gonzaga	0-7	L	5,000	H
N. 9	Idaho	6-0	W	6,000	A
N. 16	USC	10-20	L	40,000	A
N. 30	St. Mary's	7-7	T	15,000	SF

Coach: Orin E. "Babe" Hollingbery

1936 (6-3-1; 6-2-1)

DATE	OPP	SCORE	W/L	ATT	LOC
S. 26	Montana	19-0	W	6,500	H
O. 3	Stanford	14-13	W	23,000	H
O. 10	Idaho	14-0	W	7,000	A
O. 17	USC	0-0	T	25,000	A
O. 24	Oregon	3-0	W	12,000	H
O. 31	California	14-13	W	35,000	A
N. 7	(17) Oregon State	6-16	L	13,000	H
N. 14	(14) UCLA	32-7	W	35,000	A
N. 26	(20) Washington	6(0)-40	L	40,000	A
D. 5	Gonzaga	6-13	L	6,000	A

Coach: Orin E. "Babe" Hollingbery

1937 (3-3-3; 3-3-2)

DATE	OPP	SCORE	W/L	ATT	LOC
S. 25	Gonzaga	0-0	T	14,000	A
O. 2	Idaho	13-0	W	13,500	H
O. 9	California	0-27	L	40,000	A
O. 16	Washington	7-7	T	17,500	H
O. 23	UCLA	3-0	W	20,000	A
O. 30	USC	0-0	T	8,700	H
N. 6	Oregon	6-10	L	13,362	P
N. 13	Stanford	0-23	L	15,000	A
N. 20	Oregon State	7-0	W	12,000	A

Coach: Orin E. "Babe" Hollingbery

1938 (2-8-0; 1-7-0)

DATE	OPP	SCORE	W/L	ATT	LOC
S. 24	Oregon	2-10	L	6,000	H
O. 1	California	3-27	L	10,000	H
O. 8	Stanford	0-8	L	12,000	A
O. 15	USC	6-19	L	35,000	A
O. 22	Oregon State	6-7	L	10,000	P
O. 29	Gonzaga	15-13	W	9,000	A
N. 5	UCLA	0-21	L	8,000	H
N. 12	Idaho	12-0	W	7,000	A
N. 26	Washington	0-26	L	20,000	A
D. 3	Oklahoma (5)	0-28	L	15,000	A

Coach: Orin E. "Babe" Hollingbery

1939 (4-5-0; 3-5-0)

DATE	OPP	SCORE	W/L	ATT	LOC
S. 23	Gonzaga	19-6	W	9,000	H
O. 7	USC	0-27	L	45,000	A
O. 14	Washington	6-0	W	18,000	H
O. 21	California	7-13	L	35,000	A
O. 28	Oregon State (15)	0-13	L	8,000	A
N. 4	Oregon	0-38	L	2,800	A
N. 11	Idaho	21-13	W	12,000	H
N. 18	Stanford	7-0	W	6,000	A
N. 30	UCLA (13)	7-24	L	25,000	A

Coach: Orin E. "Babe" Hollingbery

1940 (4-4-2; 3-4-2)

DATE	OPP	SCORE	W/L	ATT	LOC
S. 28	USC	14-14	T	40,000	A
O. 5	Montana	13-0	W	7,500	H
O. 12	California	9-6	W	25,000	A
O. 19	(19) Stanford	10(14)-26	L	23,500	H
O. 26	Oregon	6-6	T	6,500	H
N. 2	Idaho	26-0	W	4,500	A
N. 9	Oregon State	0-21	L	8,000	A
N. 16	UCLA	26-34	L	35,000	A
N. 23	Gonzaga	14-7	W	8,000	A
N. 30	Washington (12)	9-33	L	25,000	A

Coach: Orin E. "Babe" Hollingbery

1941 (6-4-0; 5-3-0)

DATE	OPP	SCORE	W/L	ATT	LOC
S. 26	UCLA	6-7	L	35,000	A
O. 4	California	13-6	W	5,000	H
O. 11	Washington	13-23	L	22,000	H
O. 18	USC	6-7	L	40,000	A
O. 25	Oregon State (18)	7-0	W	10,000	H
N. 1	Oregon	13-0	W	5,000	A
N. 8	Idaho	26-0	W	10,000	H
N. 15	Stanford (6)	14-13	W	45,000	A
N. 22	Gonzaga	59-0	W	7,500	A
D. 6	(19) Texas A&M	9(0)-7	L	26,000	T

Coach: Orin E. "Babe" Hollingbery

1942 (6-2-2; 5-1-1)

DATE	OPP	SCORE	W/L	ATT	LOC
S. 26	Stanford	6-0	W	15,000	A
O. 3	Oregon	7-0	W	8,000	H
O. 10	Montana	68-16	W	10,000	H
O. 17	(10) USC	12-26	L	45,000	A
O. 24	Oregon State	26-13	W	21,786	P
N. 7	Michigan State	25-13	W	13,000	S
N. 14	(14) Idaho	7-0	W	5,000	A
N. 21	(12) Second Air Force	6-6	T	9,000	S
N. 28	(15) Washington	0-0	T	22,000	A
D. 5	(17) Texas A&M	0-21	L	18,000	SA

Coach: Orin E. "Babe" Hollingbery

1943-1944 - No Football, WWII

1945 (6-2-1; 6-2-1)

DATE	OPP	SCORE	W/L	ATT	LOC
S. 29	Idaho	43-12	W	9,000	A
O. 6	Oregon State	33-0	W	9,000	H
O. 13	Washington	0-6	L	38,000	A
O. 20	Oregon	13-26	L	6,500	A
O. 27	Idaho	21-0	W	5,000	H
N. 3	California	7-7	T	40,000	A
N. 10	Oregon	20-13	W	3,000	H
N. 18	Oregon State	13-6	W	8,000	A
N. 24	Washington	7-0	W	15,000	H

Coach: Phil Sarboe

1946 (1-6-1; 1-5-1)

DATE	OPP	SCORE	W/L	ATT	LOC
S. 27	USC	7-13	L	68,282	A
O. 5	Idaho	32-0	W	14,000	H
O. 12	Washington	7-21	L	25,000	H
O. 19	Oregon	0-0	T	18,0	

Year-By-Year

1953 (4-6-0; 3-4-0)

DATE	OPP	SCORE	W/L	ATT LOC
S. 19	USC (8)	13-29	L	19,000 H
S. 26	Pacific	26-20	W	23,203 A
O. 3	Iowa	12-54	L	31,500 A
O. 10	Oregon	7-0	W	16,000 H
O. 17	Idaho	30-13	W	19,000 A
O. 24	UCLA (12)	7-44	L	27,608 A
O. 31	Stanford (17)	19-48	L	18,500 A
N. 7	Texas Christian	7-21	L	17,500 S
N. 14	Oregon State	0-7	L	13,500 A
N. 21	Washington	25-20	W	40,000 A

Coach: Al Kircher

1959 (6-4-0; PCC Dissolved)

DATE	OPP	SCORE	W/L	ATT LOC
S. 19	California	6-20	L	24,850 S
S. 26	San Jose State	30-6	W	15,500 A
O. 3	Oregon	6-14	L	16,800 A
O. 10	Pacific	20-12	W	15,500 A
O. 17	Stanford	36-19	W	28,500 A
O. 24	Idaho	27-5	W	19,200 H
O. 31	Oregon State	14-0	W	17,601 A
N. 14	Oregon (14)	6-7	L	15,500 H
N. 21	Washington (14)	0-20	L	56,000 A
N. 26	Houston	32-18	W	6,000 A

Coach: Jim Sutherland

1964 (3-6-1; 1-2-1)

DATE	OPP	SCORE	W/L	ATT LOC
S. 9	Stanford	29-23	W	19,000 S
S. 26	Wyoming	7-28	L	17,500 H
O. 3	Arizona	12-28	L	29,400 A
O. 10	Pacific	50-0	W	13,000 H
O. 17	San Jose State	16-14	W	13,000 A
O. 24	Idaho	13-28	L	17,778 A
O. 31	Oregon State	7-24	L	16,000 H
N. 7	Oregon	21-21	T	19,000 A
N. 14	Texas Tech	10-28	L	25,500 A
N. 21	Washington	0-14	L	36,000 S

Coach: Bert Clark

1969 (1-9-0; 0-7-0)

DATE	OPP	SCORE	W/L	ATT LOC
S. 20	Illinois	19-18	W	40,345 A
S. 27	Iowa	35-61	L	43,321 A
O. 4	Oregon	24-25	L	21,092 H
O. 11	UCLA (11)	14-46	L	22,100 S
O. 18	Stanford (18)	0-49	L	31,000 A
O. 25	California	0-17	L	16,700 S
N. 1	Pacific	20-27	L	16,000 H
N. 8	USC (6)	7-28	L	47,158 A
N. 15	Oregon State	3-38	L	23,679 A
N. 22	Washington	21-30	L	54,500 A

Coach: Jim Sweeney

1954 (4-6-0; 3-4-0)

DATE	OPP	SCORE	W/L	ATT LOC
S. 17	USC (17)	0-39	L	37,645 A
S. 25	Pacific	18-0	W	12,000 S
O. 2	Texas (12)	14-40	L	27,000 A
O. 9	Oregon State	34-6	W	15,000 H
O. 16	California	7-17	L	27,000 A
O. 23	Idaho	0-10	L	17,000 H
O. 30	Stanford	30-26	W	13,000 A
N. 6	Michigan State	6-54	L	45,849 A
N. 13	Oregon	14-26	L	16,000 A
N. 20	Washington	26-7	W	18,000 H

Coach: Al Kircher

1960 (4-5-1)

DATE	OPP	SCORE	W/L	ATT LOC
S. 17	Stanford	15-14	W	22,000 S
S. 23	Denver	26-28	L	19,504 A
O. 1	Arizona State	21-24	L	29,600 A
O. 8	California	21-21	T	31,000 A
O. 15	Oregon	12-21	L	18,500 A
O. 22	Pacific	51-12	W	15,500 H
O. 29	San Jose State	29-6	W	19,500 A
N. 5	Oregon State	10-20	L	15,600 H
N. 12	Idaho	18-7	W	8,500 A
N. 29	Washington (6)	7-8	L	28,750 S

Coach: Jim Sutherland

1965 (7-3-0; 2-1-0)

DATE	OPP	SCORE	W/L	ATT LOC
S. 18	Iowa	7-0	W	53,000 A
S. 25	Minnesota	14-13	W	46,917 A
O. 2	Idaho	13-17	L	22,600 H
O. 9	Villanova	24-14	W	13,732 S
O. 16	Arizona	21-3	W	16,500 S
O. 23	Indiana	8-7	W	32,061 A
O. 30	Oregon State	10-8	W	20,079 A
N. 6	Oregon	27-7	W	20,000 H
N. 13	Arizona State	6-7	L	32,872 A
N. 30	Washington	9-27	L	56,800 A

Coach: Bert Clark

1970 (1-10-0; 0-7-0)

DATE	OPP	SCORE	W/L	ATT LOC
S. 12	Kansas	31-48	L	34,000 A
S. 19	Idaho	44-16	W	27,200 S
S. 26	Michigan State	14-28	L	64,053 A
O. 3	Oregon	13-28	L	21,800 A
O. 10	Arizona State (14)	30-37	L	46,098 A
O. 17	Stanford (9)	16-63	L	30,400 S
O. 24	California	0-45	L	26,103 A
O. 30	UCLA (19)	9-54	L	30,029 A
N. 7	USC	33-70	L	14,500 S
N. 14	Oregon State	16-28	L	16,300 S
N. 21	Washington	25-43	L	33,200 S

Coach: Jim Sweeney

1955 (1-7-2; 1-5-1)

DATE	OPP	SCORE	W/L	ATT LOC
S. 17	USC (13)	12-50	L	35,051 A
S. 24	Kansas	0-13	L	19,000 A
O. 1	UCLA (7)	0-55	L	20,000 H
O. 8	California	20-20	T	33,000 A
O. 15	Idaho	9-0	W	13,000 A
O. 22	Oregon State	6-14	L	17,000 A
O. 29	Pacific	0-30	L	12,000 A
N. 5	Oregon	0-35	L	9,000 H
N. 12	San Jose State	13-13	T	1,600 H
N. 19	Washington	7-27	L	30,000 A

Coach: Al Kircher

1961 (3-7-0)

DATE	OPP	SCORE	W/L	ATT LOC
S. 23	Missouri	6-28	L	37,000 A
S. 30	Utah State	14-34	L	13,000 S
O. 7	Texas (5)	8-41	L	40,000 A
O. 14	Idaho	34-0	W	19,432 H
O. 21	Indiana	7-33	L	23,307 A
O. 28	San Jose State	19-21	L	7,700 S
N. 4	Oregon State	6-14	L	13,716 A
N. 11	Oregon	22-21	W	10,200 H
N. 18	Stanford	30-0	W	21,000 A
N. 25	Washington	17-21	L	48,500 A

Coach: Jim Sutherland

1966 (3-7-0; 1-3-0)

DATE	OPP	SCORE	W/L	ATT LOC
S. 17	California	6-21	L	23,300 S
S. 23	Houston	7-21	L	36,104 A
O. 1	Baylor	14-20	L	18,500 S
O. 9	Arizona State	24-15	W	18,700 H
O. 15	Utah	15-26	L	20,051 A
O. 22	Idaho	14-7	W	14,500 A
O. 29	Oregon State	13-41	L	18,500 H
N. 5	Oregon	14-13	W	17,500 A
N. 12	Arizona	18-28	L	23,000 A
N. 19	Washington	7-19	L	33,500 S

Coach: Bert Clark

1971 (4-7-0; 2-5-0)

DATE	OPP	SCORE	W/L	ATT LOC
S. 11	Kansas	0-34	L	37,750 A
S. 18	Arizona	28-39	L	13,500 S
S. 25	Minnesota	31-20	W	32,020 A
O. 2	Utah	34-12	W	15,008 A
O. 9	UCLA	21-34	L	30,500 S
O. 16	California	23-24	L	12,600 S
O. 23	Stanford (10)	24-23	W	52,250 A
O. 30	Oregon	31-21	W	25,400 S
N. 6	USC (17)	20-30	L	57,432 A
N. 13	Oregon State	14-21	L	20,385 A
N. 20	Washington	20-28	L	60,100 A

Coach: Jim Sweeney

1956 (3-6-1; 2-5-1)

DATE	OPP	SCORE	W/L	ATT LOC
S. 22	Stanford (14)	26-40	L	23,500 S
S. 29	San Jose State	33-18	W	9,000 H
O. 6	Idaho	33-19	W	16,300 A
O. 13	UCLA	0-28	L	27,192 A
O. 20	Oregon State	0-21	L	14,500 H
O. 27	Pacific	12-33	L	23,500 A
N. 3	USC (20)	12-28	L	13,000 H
N. 10	Oregon	7-7	T	13,200 A
N. 17	California	14-13	W	32,000 A
N. 24	Washington	26-40	L	20,700 S

Coach: Jim Sutherland

1962 (5-4-1; 1-1-0, AAWU Conference Begins)

DATE	OPP	SCORE	W/L	ATT LOC
S. 22	San Jose State	49-8	W	15,300 H
S. 29	Wyoming	21-15	W	12,385 A
O. 6	Arizona State	24-24	T	31,015 A
O. 13	Stanford	21-6	W	17,000 S
O. 20	Indiana	21-15	W	15,500 S
O. 27	Pacific	12-13	L	11,050 A
N. 3	Oregon State	12-18	L	16,500 H
N. 10	Oregon	10-28	L	19,400 A
N. 17	Idaho	22-14	W	11,500 A
N. 24	Washington	21-26	L	35,700 S

Coach: Jim Sutherland

1967 (2-8-0; 1-5-0)

DATE	OPP	SCORE	W/L	ATT LOC
S. 15	USC (7)	0-49	L	44,364 A
S. 23	Oklahoma	0-21	L	51,700 A
S. 30	UCLA (4)	23-51	L	24,200 S
O. 7	Baylor	7-10	L	20,000 A
O. 14	Stanford	10-31	L	26,000 A
O. 21	Arizona State	20-31	L	16,500 S
O. 28	Oregon State	7-35	L	18,115 A
N. 4	Oregon	13-17	L	19,000 H
N. 11	Idaho	52-14	W	15,100 H
N. 18	Washington	9-7	W	47,500 A

Coach: Bert Clark

1972 (7-4-0; 4-3-0)

DATE	OPP	SCORE	W/L	ATT LOC
S. 9	Kansas	18-17	W	33,500 A
S. 16	California	23-37	L	30,794 A
S. 23	Arizona	28-6	W	30,000 A
S. 30	Utah	25-44	L	20,200 H
O. 7	Idaho	35-14	W	18,500 H
O. 14	Oregon	31-14	W	23,000 A
O. 21	Oregon State	37-7	W	22,100 H
O. 28	UCLA (9)	20-35	L	29,950 A
N. 4	USC (1)	3-44	L	46,500 Se
N. 11	Stanford (20)	27-13	W	20,500 H
N. 18 (20)	Washington (17)	27-10	W	34,100 S

Coach: Jim Sweeney

1957 (6-4-0; 5-3-0)

DATE	OPP	SCORE	W/L	ATT LOC
S. 21	Nebraska	34-12	W	31,000 A
S. 28	California	13-7	W	16,000 H
O. 5	Iowa (8)	13-20	L	47,334 A
O. 12	Stanford	21-18	W	25,000 A
O. 19	Oregon	13-14	L	19,000 H
O. 26	USC	13-12	W	24,902 A
N. 2	Oregon State	25-39	L	20,200 A
N. 9	UCLA	13-19	L	27,000 S
N. 16	Idaho	21-13	W	13,400 H
N. 23	Washington	27-7	W	47,500 A

Coach: Jim Sutherland

1963 (3-6-1; 1-1-0)

DATE	OPP	SCORE	W/L	ATT LOC
S. 21	Texas Tech	7-16	L	31,500 A
S. 28	Iowa	14-14	T	52,600 A
O. 5	Arizona	7-2	W	18,200 S
O. 12	San Jose State	8-13	L	19,500 H
O. 19	Oregon State	6-30	L	17,810 A
O. 26	Army	0-23	L	31,200 A
N. 2	Idaho	14-10	W	18,500 H
N. 9	Oregon	7-21	L	13,000 H
N. 16	Stanford	32-15	W	27,500 A
N. 30	Washington	0-16	L	56,000 A

Coach: Jim Sutherland

1968 (3-6-1; 1-3-1; Pacific-8 Conference)

DATE	OPP	SCORE	W/L	ATT LOC
S. 21	Idaho	14-7	W	23,612 S
S. 28	UCLA (8)	21-31	L	41,759 A
O. 5	Utah	14-17	L	16,503 H
O. 12	Arizona State	14-41	L	36,226 A
O. 19	Stanford (14)	21-21	T	15,700 S
O. 26	Oregon State	8-16	L	20,781 H
N. 2	Arizona	14-28	L	31,400 A
N. 9	Oregon	13-27	L	23,000 A
N. 16</				



Year-By-Year

1974 (2-9-0; 1-6-0)

DATE	OPP	SCORE	W/L	ATT LOC
S. 14	Kansas	7-14	L	29,350 A
S. 21	Idaho	17-10	W	19,300 H
S. 28	Illinois (16)	19-21	L	40,594 A
O. 5	Ohio State (1)	7-42	L	50,000 Se
O. 12	USC (7)	7-54	L	32,000 S
O. 19	UCLA	13-17	L	30,686 A
O. 26	Stanford	18-20	L	22,000 H
N. 2	Oregon	21-16	W	21,500 A
N. 9	Oregon State	3-17	L	17,500 H
N. 16	California (19)	33-37	L	26,573 A
N. 23	Washington	17-24	L	27,800 S

Coach: Jim Sweeney

1975 (3-8-0; 0-7-0)

DATE	OPP	SCORE	W/L	ATT LOC
S. 13	Kansas	18-14	W	38,620 A
S. 20	Utah	30-14	W	19,622 A
S. 27	California	21-33	L	24,500 H
O. 4	Illinois	21-27	L	51,060 A
O. 11	USC (3)	10-28	L	47,408 A
O. 18	UCLA (18)	23-37	L	28,500 S
O. 25	Stanford	14-54	L	35,000 A
N. 1	Oregon	14-26	L	18,100 H
N. 8	Oregon State	0-7	L	13,489 A
N. 15	Idaho	84-27	W	17,300 H
N. 22	Washington	27-28	L	57,100 A

Coach: Jim Sweeney

1976 (3-8-0; 2-5-0)

DATE	OPP	SCORE	W/L	ATT LOC
S. 11	Kansas (19)	16-35	L	39,475 A
S. 18	Minnesota	14-28	L	31,627 A
S. 25	Wisconsin	26-35	L	69,658 A
O. 2	Idaho	45-6	W	23,500 H
O. 9	USC (11)	14-23	L	37,268 Se
O. 16	UCLA (4)	3-62	L	35,508 A
O. 23	Stanford	16-22	L	24,300 H
O. 30	Oregon	23-22	W	22,200 A
N. 6	Oregon State	29-24	W	20,122 H
N. 13	California	22-23	L	30,000 A
N. 20	Washington	32-51	L	35,800 S

Coach: Jackie Sherrill

1977 (7-4-0; 3-4-0)

DATE	OPP	SCORE	W/L	ATT LOC
S. 10	Nebraska (15)	19-10	W	75,922 A
S. 17	Michigan State	23-21	W	50,263 A
S. 24	(15) Kansas	12-14	L	44,540 A
S. 30	USC (2)	7-41	L	61,809 A
O. 8	California (14)	17-10	W	27,500 H
O. 15	UCLA	16-27*	W	37,750 S
O. 22	Stanford	29-31	L	47,500 A
O. 29	Oregon	56-20	W	27,200 H
N. 5	Oregon State	24-10	W	22,657 A
N. 12	Idaho	45-17	W	18,500 H
N. 19	Washington (19)	15-35	L	60,964 A

* = Game later forfeited to WSU by order of Pacific-10 Conference

Coach: Warren Powers

1978 (4-6-1; 2-6-0; Pacific-10 Conference Begins)

DATE	OPP	SCORE	W/L	ATT LOC
S. 9	UNLV	34-7	W	26,250 S
S. 16	Idaho	28-0	W	16,950 H
S. 23	Arizona State	51-26	W	33,507 S
S. 30	Army	21-21	T	31,612 A
O. 14	UCLA (14)	31-45	L	40,023 A
O. 21	Stanford	27-43	L	27,411 H
O. 28	Oregon	7-31*	W	25,000 A
N. 4	Oregon State	31-32	L	20,061 H
N. 11	California	14-22	L	28,750 A
N. 18	Arizona	24-31	L	49,557 A
N. 25	Washington	8-38	L	35,187 S

* = Game later forfeited to WSU by order of Pacific-10 Conference

Coach: Jim Walden

1979 (5-6-0; 4-4-0)

DATE	OPP	SCORE	W/L	ATT LOC
S. 8	Arizona	7-22	L	26,753 S
S. 15	Montana	34-14	W	20,157 S
S. 22	Ohio State (16)	29-45	L	87,495 A
S. 29	Syracuse	25-52	L	10,004 B
O. 6	USC (1)	21-51	L	55,117 A
O. 13	UCLA	17-14	W	32,651 H
O. 20	Arizona State	17-28*	W	70,729 A
O. 27	Oregon	26-37*	W	18,650 A
N. 3	Oregon State	45-42	W	21,500 A
N. 10	California	13-45	L	22,055 H
N. 17	Washington (16)	7-17	L	57,750 A

* = Game later forfeited to WSU by order of Pacific-10 Conference

Coach: Jim Walden

1980 (4-7-0; 3-4-0)

DATE	OPP	SCORE	W/L	ATT LOC
S. 13	San Jose State	26-31	L	18,153 S
S. 20	Tennessee	23-35	L	93,520 A
S. 27	Army	31-18	W	24,213 H
O. 4	Pacific	22-24	L	18,123 H
O. 11	Arizona State	21-27	L	64,333 A
O. 18	Arizona	38-14	W	47,132 A
O. 25	Stanford	34-48	L	30,371 H
N. 1	Oregon	10-20	L	30,083 A
N. 8	Oregon State	28-7	W	15,651 H
N. 15	California	31-17	W	30,000 A
N. 22	Washington (16)	23-30	L	34,557 S

Coach: Jim Walden

1981 (8-3-1; 5-2-1)

DATE	OPP	SCORE	W/L	ATT LOC
S. 12	Montana State	33-21	W	23,721 S
S. 19	Colorado	14-10	W	35,277 A
S. 26	Arizona State (18)	24-21	W	24,481 H
O. 3	Pacific	31-0	W	17,923 H
O. 10	Oregon State	23-0	W	32,500 A
O. 17	(18) UCLA	17-17	T	40,000 H
O. 24	(16) Arizona	34-19	W	50,265 A
O. 31	(14) USC (4)	17-41	L	60,972 A
N. 7	Oregon	39-7	W	33,500 H
N. 14	(17) California	19-0	W	31,000 S
N. 21	(14) Washington (17)	10-23	L	60,234 A
D. 18	(20) BYU (14)*	36-38	L	52,419 SD

*Holiday Bowl

Coach: Jim Walden

1982 (3-7-1; 2-4-1)

DATE	OPP	SCORE	W/L	ATT LOC
S. 11	Idaho	34-14	W	25,321 S
S. 18	Colorado	0-12	L	30,923 S
S. 25	Minnesota	11-41	L	50,653 A
O. 2	Tennessee	3-10	L	91,744 A
O. 9	Oregon State	14-14	T	22,937 H
O. 16	UCLA (12)	17-42	L	41,732 Pa
O. 23	Stanford	26-31	L	26,806 H
O. 30	Arizona	17-34	L	27,412 H
N. 6	Oregon	10-3	W	20,178 A
N. 13	California	14-34	L	34,060 A
N. 20	Washington (5)	24-20	W	40,000 H

Coach: Jim Walden

1983 (7-4-0; 5-3-0)

DATE	OPP	SCORE	W/L	ATT LOC
S. 3	Montana State	27-7	W	21,750 S
S. 10	Michigan (6)	17-20	L	103,256 A
S. 17	Arizona (7)	6-45	L	25,000 H
S. 24	UNLV	41-28	W	16,500 S
O. 8	USC	17-38	L	43,106 A
O. 15	UCLA	14-24	L	30,000 H
O. 22	Arizona State (13)	31-21	W	67,516 A
O. 29	Oregon	24-7	W	29,500 H
N. 5	Oregon State	27-9	W	32,500 A
N. 12	California	16-6	W	15,000 H
N. 19	Washington (15)	17-6	W	59,220 A

Coach: Jim Walden

1984 (6-5-0; 4-3-0)

DATE	OPP	SCORE	W/L	ATT LOC
S. 1	Tennessee	27-34	L	93,727 A
S. 8	Utah	42-40	W	21,000 H
S. 15	Ohio State (9)	0-44	L	89,297 A
S. 22	Ball State	16-14	W	16,000 H
O. 6	USC	27-29	L	33,000 H
O. 13	UCLA	24-27	L	40,122 A
O. 20	Stanford	49-42	W	33,000 A
O. 27	Oregon	50-41	W	24,874 A
N. 3	Oregon State	20-3	W	26,000 H
N. 10	California	33-7	W	20,250 A
N. 17	Washington (8)	29-38	L	40,000 H

Coach: Jim Walden

1985 (4-7-0; 3-5-0)

DATE	OPP	SCORE	W/L	ATT LOC
A. 31	Oregon	39-42	L	25,900 H
S. 7	California	20-19	W	30,135 H
S. 14	Arizona	7-12	L	46,437 A
S. 21	Utah	37-44	L	28,576 A
S. 28	Ohio State (5)	32-48	L	89,954 A
O. 12	Oregon State	34-0	W	27,236 A
O. 19	UCLA (18)	30-31	L	32,302 H
O. 26	Arizona State	16-21	L	14,875 H
N. 2	USC	13-31	L	46,954 A
N. 16	Montana State	64-14	W	15,000 H
N. 23	Washington	21-20	W	60,197 A

Coach: Jim Walden

1986 (3-7-1; 2-6-1)

DATE	OPP	SCORE	W/L	ATT LOC
S. 6	UNLV	34-14	W	17,000 H
S. 13	San Jose State	13-20	L	15,000 H
S. 20	California	21-31	L	41,500 A
S. 27	Arizona State (11)	21-21	T	70,543 A
O. 4	Oregon State	24-14	W	25,200 H
O. 11	USC (9)	34-14	W	26,000 H
O. 25	UCLA (17)	16-54	L	46,189 A
N. 1	Stanford	12-42	L	35,000 A
N. 8	Arizona (17)	6-31	L	17,000 H
N. 15	Oregon	17-27	L	25,137 A
N. 22	Washington (12)	23-44	L	40,000 H

Coach: Jim Walden

1987 (3-7-1; 1-5-1)

DATE	OPP	SCORE	W/L	ATT LOC
S. 5	Fresno State	41-24	W	22,971 H
S. 12	Wyoming	43-28	W	24,151 H
S. 19	Michigan (19)	18-44	L	103,521 A
S. 26	Colorado	17-26	L	43,527 A
O. 10	Stanford	7-44	L	31,538 H
O. 17	Arizona State	7-38	L	70,341 A
O. 24	Arizona	45-28	W	22,269 H
O. 31	USC	7-42	L	24,834 A
N. 14	Oregon	17-31	L	14,089 H
N. 21	Washington	19-34	L	74,038 A
N. 29	Cal (Coca Cola Bowl)	17-17	T	54,000 J

Coach: Dennis Erickson

1988 (9-3-0; 5-3-0)

DATE	OPP	SCORE	W/L	ATT LOC
S. 3	Illinois	44-7	W	54,458 A
S. 10	Minnesota	41-9	W	40,071 A
S. 17	Oregon	28-43	L	30,263 H
O. 1	Tennessee	52-24	W	92,276 A
O. 8	(19) California	44-13	W	27,077 H
O. 15	Arizona	28-45	L	48,287 A
O. 22	Arizona State	28-31	L	33,170 H
O. 29	UCLA (1)	34-30	W	51,970 A
N. 5	Stanford	24-21	W	36,500 A
N. 12	Oregon State	36-27	W	19,702 H
N. 19	(19) Washington	32-31	W	40,000 H
D. 25	(18) Houston (14)*	24-22	W	35,132 Hon

*Aloha Bowl

Coach: Dennis Erickson

1989 (6-5-0; 3-5-0)

DATE	OPP	SCORE	W/L	ATT LOC
S. 2	Idaho	41-7	W	33,914 H
S. 7	Brigham Young (24)	46-41	W	64,310 A
S. 16	(23) Oregon State	41-3	W	26,883 H
S. 23	Wyoming	29-23	W	20,041 A
S. 30	(19) USC (11)	17-18	L	38,434 H
O. 7	(21) Oregon (23)	51-38	W	44,963 A
O. 14	(17) Stanford	31-13	W	24,617 H
O. 21	(15) Arizona (22)	21-23	L	36,090 H
O. 28	(23) Arizona State	39-44	L	62,416 A
N. 11	California	26-38	L	33,000 A
N. 18	Washington	9-20	L	73,527 A

Coach: Mike Price

1990 (3-8-0; 2-6-0)

DATE	OPP	SCORE	W/L	ATT LOC
S. 1	Texas Christian	21-3	W	25,198 A
S. 8				

Year-By-Year

1994 (8-4; 5-3)

DATE	OPP	SCORE	W/L	ATT	LOC
S. 1	Illinois (21)	10-9	W	39,472	Ch
S. 10	Fresno State	24-3	W	24,107	H
S. 24	(22) UCLA (18)	21-0	W	42,877	A
O. 1	(17) Tennessee	9-10	L	95,556	A
O. 8	(22) Oregon	21-7	W	37,600	H
O. 15	(20) Arizona (14)	7-10	L	37,600	H
O. 22	(23) Arizona State	28-21	W	46,494	A
O. 29	(22) California	26-23	W	34,000	A
N. 5	(16) USC (22)	10-23	L	36,686	H
N. 12	(24) Oregon State	3-21	L	26,438	A
N. 19	Washington (18)	23-6	W	37,600	H
D. 31	(24) Baylor*	10-3	W	44,106	SA

*Alamo Bowl

Coach: Mike Price

1999 (3-9; 1-7)

DATE	OPP	SCORE	W/L	ATT	LOC
S. 4	Utah	7-27	L	26,179	H
S. 11	Stanford	17-54	L	36,592	A
S. 18	Idaho	17-28	L	34,873	H
S. 25	Arizona	24-30	L	26,787	H
O. 2	California	31-7	W	27,682	H
O. 9	Louisiana-Laf.	44-0	W	23,276	H
O. 23	Arizona State	21-33	L	57,537	A
O. 30	Oregon State	13-27	L	34,240	H
N. 6	Oregon	10-52	L	44,090	A
N. 13	USC	28-31	L	23,065	H
N. 20	Washington	14-24	L	72,973	A
N. 27	Hawaii	22-14	W	45,382	A

Coach: Mike Price

2004 (5-6, 3-5)

DATE	OPP	SCORE	W/L	ATT	LOC
S. 3	New Mexico	21-17	W	34,860	A
S. 11	Colorado	12-20	L	56,188	Se
S. 18	Idaho	49-8	W	34,858	H
S. 25	Arizona	20-19	W	43,579	A
O. 9	Oregon	38-41	L	35,117	H
O. 16	Stanford	17-23	L	34,963	H
O. 23	Oregon State	19-38	L	36,265	A
O. 30	USC (1)	12-42	L	35,117	H
N. 6	UCLA	31-29	W	62,251	A
N. 13	Arizona State (20)	28-45	L	60,319	A
N. 20	Washington	28-25	W	34,334	H

Coach: Bill Doba

2009 (1-11, 0-9)

DATE	OPP	SCORE	W/L	ATT	LOC
S. 5	Stanford	13-39	L	22,386	H
S. 12	Hawaii	20-38	L	42,912	Se
S. 19	SMU	33-30 (OT)	W	22,319	H
S. 26	USC (12)	6-27	L	75,216	A
O. 3	Oregon (16)	6-52	L	57,378	A
O. 10	Arizona State	14-27	L	26,010	H
O. 24	California	17-49	L	54,738	A
O. 31	Notre Dame (25)	14-40	L	53,407	SA
N. 7	Arizona (21)	7-48	L	50,242	A
N. 14	UCLA	7-43	L	25,661	H
N. 21	Oregon State (20)	10-42	L	16,167	H
N. 28	Washington	0-30	L	68,697	A

Coach: Paul Wulff

1995 (3-8; 2-6)

DATE	OPP	SCORE	W/L	ATT	LOC
S. 2	Pittsburgh	13-17	L	35,513	A
S. 9	Montana	38-21	W	28,312	H
S. 23	UCLA (16)	24-15	W	33,711	H
S. 30	Nebraska (2)	21-35	L	75,777	A
O. 7	Oregon State	40-14	W	31,876	H
O. 14	USC (5)	14-26	L	51,131	A
O. 21	Oregon (12)	7-26	L	46,109	A
O. 28	Arizona	14-24	L	32,924	H
N. 4	California	11-27	L	31,000	A
N. 11	Stanford	24-36	L	26,572	H
N. 18	Washington (22)	30-33	L	74,144	A

Coach: Mike Price

2000 (4-7; 2-6)

DATE	OPP	SCORE	W/L	ATT	LOC
S. 2	Stanford	10-24	L	21,793	H
S. 16	Utah	38-21	W	38,814	A
S. 23	Idaho	34-38	L	31,409	H
S. 30	California	21-17	W	30,500	A
O. 7	Boise State	42-35	W	25,129	H
O. 14	Arizona (22)	47-53 (OT)	L	50,350	A
O. 21	Arizona State	20-23 (OT)	L	25,199	H
O. 28	Oregon State (18)	9-38	L	34,491	H
N. 4	Oregon (7)	24-27 (OT)	L	23,314	H
N. 11	USC	33-27	W	40,565	A
N. 18	Washington (6)	3-51	L	33,010	H

Coach: Mike Price

2005 (4-7, 1-7)

DATE	OPP	SCORE	W/L	ATT	LOC
S. 1	Idaho	38-26	W	28,339	H
S. 9	Nevada	55-21	W	17,552	A
S. 17	Grambling State	48-7	W	51,486	Se
O. 1	Oregon State	33-44	L	42,908	A
O. 8	Stanford	21-24	L	33,442	H
O. 15	UCLA (12)	41-44 (OT)	L	35,117	H
O. 22	California (25)	38-42	L	52,569	A
O. 29	USC (1)	13-55	L	92,021	A
N. 5	Arizona State	24-27	L	31,054	H
N. 12	Oregon	31-34	L	27,595	H
N. 19	Washington	26-22	W	70,713	A

Coach: Bill Doba

2010 (2-10, 1-8)

DATE	OPP	SCORE	W/L	ATT	LOC
S. 4	Oklahoma State	17-65	L	48,962	A
S. 11	Montana State	23-22	W	26,356	H
S. 18	SMU	21-35	L	18,184	A
S. 25	USC (20)	16-50	L	24,310	H
O. 2	UCLA	28-42	L	62,072	A
O. 9	Oregon (3)	23-43	L	24,768	H
O. 15	Arizona (17)	7-24	L	23,955	H
O. 23	Stanford (12)	28-38	L	36,679	A
O. 30	Arizona State	0-42	L	44,903	A
N. 6	California	13-20	L	17,648	H
N. 13	Oregon State	31-14	W	45,389	A
D. 4	Washington	28-35	L	30,157	H

Coach: Paul Wulff

1996 (5-6; 3-5)

DATE	OPP	SCORE	W/L	ATT	LOC
A. 31	Colorado (5)	19-37	L	51,481	A
S. 7	Temple	38-34	W	10,169	A
S. 21	Oregon (25)	55-44	W	30,124	H
S. 28	San Jose State	52-16	W	24,195	H
O. 5	Arizona	26-34	L	47,405	A
O. 12	Oregon State	24-3	W	26,722	A
O. 19	California (19)	21-18	W	27,182	H
O. 26	USC	24-29	L	33,111	H
N. 9	UCLA	14-38	L	40,421	A
N. 16	Stanford	17-33	L	30,280	A
N. 23	Washington (12)	24-31 (OT)	L	37,600	H

Coach: Mike Price

2001 (10-2; 6-2)

DATE	OPP	SCORE	W/L	ATT	LOC
A. 30	Idaho	36-7	W	31,097	H
S. 8	Boise State	41-20	W	27,697	A
S. 22	California	51-20	W	21,534	H
S. 29	Arizona	48-21	W	42,729	H
O. 6	Oregon State	34-27	W	35,283	H
O. 13	Stanford (23)	45-39	W	40,950	A
O. 18	(19) Montana State	53-28W	W	14,325	H
O. 27	(14) Oregon (11)	17-24	L	34,150	H
N. 3	(16) UCLA (9)	20-14	W	33,462	H
N. 10	(11) Arizona State	28-16	W	47,229	A
N. 17	(9) Washington (16)	14-26L	L	74,442	A
D. 31	(13) Purdue*	33-27	W	47,812	EP

*Sun Bowl

Coach: Mike Price

2006 (6-6, 4-5)

DATE	OPP	SCORE	W/L	ATT	LOC
S. 2	Auburn (4)	14-40	L	87,451	A
S. 9	Idaho	56-10	W	29,431	H
S. 16	Baylor	17-15	W	41,358	Se
S. 23	Stanford	36-10	W	37,498	A
S. 30	USC (3)	22-28	L	35,117	H
O. 7	Oregon State	13-6	W	42,951	A
O. 14	California (10)	3-21	L	31,441	H
O. 21	Oregon (16)	34-23	W	35,117	H
O. 28	UCLA	37-15	W	53,058	A
N. 4	(25) Arizona	17-27	L	35,117	H
N. 11	Arizona State	17-47	L	53,289	A
N. 18	Washington	32-35	L	35,117	H

Coach: Bill Doba

2011 (4-8, 2-7)

(Pac-12 Conference Begins)

DATE	OPP	SCORE	W/L	ATT	LOC
S. 3	Idaho State	64-21	W	22,034	H
S. 10	UNLV	59-7	W	27,018	H
S. 17	San Diego State	24-42	L	57,286	A
O. 1	Colorado	31-27	W	51,928	A
O. 8	UCLA	25-28	L	64,217	A
O. 15	Stanford (7)	14-44	L	30,843	H
O. 22	Oregon State	21-44	L	49,219	Se
O. 29	Oregon (7)	28-43	L	59,126	A
N. 5	California	7-30	L	35,506	A
N. 12	Arizona State	37-27	W	27,213	H
N. 19	Utah	27-30 (OT)	L	26,419	H
N. 26	Washington	21-38	L	64,559	A

Coach: Paul Wulff

1997 (10-2; 7-1)

DATE	OPP	SCORE	W/L	ATT	LOC
A. 29	UCLA	37-34	W	26,000	H
S. 13	USC (23)	28-21	W	51,655	A
S. 20	(19) Illinois	35-22	W	47,131	A
S. 27	(15) Boise State	58-0	W	34,131	H
O. 4	(15) Oregon	24-13	W	43,516	A
O. 18	(13) California	63-37	W	35,759	H
O. 25	(10) Arizona State	35-34 (OT)	W	31,137	H
N. 1	(10) Arizona State (20)	31-44L	L	73,644	A
N. 8	(16) SW Louisiana	77-7	W	32,345	H
N. 15	(14) Stanford	38-28	W	40,306	H
N. 22	(11) Washington (16)	41-35W	W	74,268	A
J. 1	(8) Michigan (1)	*16-21	L	101,219	Pa

*Rose Bowl

Coach: Mike Price

2002 (10-3; 7-1)

DATE	OPP	SCORE	W/L	ATT	LOC
A. 31	(12) Nevada	31-7	W	63,588	Se
S. 7	(11) Idaho	49-14	W	30,110	H
S. 14	(10) Ohio State (6)	7-25	L	104,553	A
S. 21	(16) Montana State	45-28W	W	23,713	H
S. 28	(16) California	48-38	W	29,297	A
O. 5	(17) USC (18)	30-27 (OT)	W	36,861	H
O. 12	(12) Stanford	36-11	W	30,750	A
O. 26	(9) Arizona	21-13	W	46,462	A
N. 2	(8) Arizona State (16)	44-22W	W	37,444	H
N. 9	(5) Oregon (15)	32-21	W	37,600	H
N. 23	(3) Washington	26-29 (3OT)	L	37,600	H
D. 7	(7) UCLA	48-27	W	56,335	A
J. 1	(7) Oklahoma (8)	*14-34	L	86,848	Pa

*Rose Bowl

Coach: Mike Price

2007 (5-7, 3-6)

DATE	OPP	SCORE	W/L	ATT	LOC
S. 1	Wisconsin (7)	21-42	L	81,547	A
S. 8	San Diego State	45-17	W	46,290	Se
S. 15	Idaho	45-28	W	32,064	H
S. 22	USC (1)	14-47	L	86,876	A
S. 29	Arizona	20-48	L	50,945	A
O. 6	Arizona State (18)	20-23	L	35,117	H
O. 13	Oregon (9)	7-53	L	58,749	A
O. 27	UCLA	27-7	W	31,027	H
N. 3	California	17-20	L	55,711	A
N. 10	Stanford	33-17	W	31,110	H
N. 17	Oregon State	17-52	L	22,660	H
N. 24	Washington	42-35	W	72,888	A

Coach: Bill Doba



Award Winners



National Awards

ALL-AMERICA FIRST TEAM

1930	Glenn "Turk" Edwards, T (by AP, NY Sun)	1985	Rueben Mayes, RB (by Football News)
	Mel Hein, C (by All-America Board)	1988	Mike Utley, OG (by AP, UPI, Football Writers, AFCA-Kodak, Scripps-Howard, Football News)
	Harold Ahlskog, G (by NY Post)	1989	Jason Hanson, PK (by AP, UPI, AFCA-Kodak, Football Writers, Walter Camp, NEA, Sporting News, Football News)
1934	Ed Goddard, QB (Liberty Mag.)	1991	Jason Hanson, PK (by UPI, Football Writers)
1935	Ed Goddard, QB (Liberty Mag.)	1992	Drew Bledsoe, QB (by NEA)
1936	Ed Goddard, QB (by UPI, Liberty Mag.)	1994	DeWayne Patterson, DE (by Football News)
1941	Dale Gentry, E (by NY Sun)	1996	Scott Sanderson, OT (by Sporting News)
1942	Bob Kennedy, FB (by UPI)	1997	Ryan Leaf, QB (by Sporting News)
1948	Laurie Niemi, T (by INS)	2001	Lamont Thompson, FS (by AP)
1956	Bill Steiger, E (by FWA-Look)	2002	Jason Gesser, QB (by College Football News)
1961	Hugh Campbell, E (by All-America Board)		Rien Long, DT (by AP, FWA, CNNSI.com, Sporting News, ESPN)
1964	Clancy Williams, HB (by AP, NEA, FWA-Look)		Derrick Roche, OG (by AFCA)
1965	Wayne Foster, DT (by FWA-Look)		Marcus Trufant, CB (by ESPN)
1974	Geoff Reece, C (by Time Magazine, Walter Camp)	2003	Drew Dunning, PK (by Sporting News)
1977	Ken Greene, DB (NEA)	2005	Jerome Harrison, RB (by AP, FWA, ESPN, CNNSI.com, Sporting News, College Football News, Rivals.com)
1978	Jack Thompson, QB (by Sporting News)		
1981	Paul Sorensen, FS (by Football News, NEA)		
	Pat Beach, TE (by Sporting News)		
1984	Dan Lynch, OG (by AP, Football News)		
	Rueben Mayes, RB (by UPI, Football Writers)		

ALL-AMERICA SECOND TEAM

1928	Mel Dressel, T (by NY Sun)	1984	Paul Sorensen, FS (by Sporting News)	1996	James Darling, LB (by Sporting News)
1930	Mel Hein, C (by NANA, AP)		Dan Lynch, OG (by Sporting News)	1997	Ryan Leaf, QB (by AP)
	Glenn "Turk" Edwards, T (by NANA)		Rueben Mayes, RB (by AP, Football News, Sporting News)	2001	Lamont Thompson, FS (by Sporting News)
	Elmer Schwartz, FB (by NANA)	1986	Kerry Porter, RB (by Sporting News)	2002	Derrick Roche, OG (by AP, Sporting News, CNNSI.com)
1932	George Sander, HB (by AP, NEA, NY Sun)		Ricky Reynolds, DB (by Sporting News)		Marcus Trufant, CB (by AP)
1942	Bob Kennedy, FB (by AP)	1988	Mike Utley, OG (by Sporting News)	2005	Jerome Harrison, RB (by Walter Camp, AFCA)
1956	Bill Steiger, E (by AP)		Steve Broussard, RB (by Sporting News)	2006	Mkristo Bruce, DE (by AP, Walter Camp)
1962	Hugh Campbell, E (by AP, UPI)	1994	DeWayne Patterson, DE (by AP)		
1965	Bill Gaskins, CB (by UPI, NEA)		Chad Eaton, DT (by UPI)		
1981	Pat Beach, TE (by NEA)				

ALL-AMERICA THIRD TEAM

1928	Mel Dressel, T (by AP)	1988	Tim Stallworth, WR (by Football News)	1997	Leon Bender, DT (by AP)
1930	Elmer Schwartz, FB (by AP)	1990	Jason Hanson, P (by Football News, AP)	2006	Mkristo Bruce, DE (by CNNSI.com, CollegeFootballNews.com)
1936	Ed Goddard, QB (by AP)	1991	Jason Hanson, PK (by Football News)	2007	Brandon Gibson, WR (by Phil Steele)
1941	Nick Susoeff, E (by AP)	1992	Anthony McClanahan, LB (by Football News)		
	Bill Sewell, QB (by AP)	1993	Anthony McClanahan, LB (by Football News)		
1957	Don Ellingsen, E (by AP)	1994	Chad Eaton, DT (by AP)		
1960	Hugh Campbell, E (by AP)		Mark Fields, LB (by AP)		
1961	Hugh Campbell, E (by AP, UPI)	1996	Scott Sanderson, OT (by Football News)		


OUTLAND TROPHY



Rien Long

The Outland Trophy is awarded annually to the nation's top interior lineman by the Football Writers Association of America, and is named after John Outland, one of few players to garner All-America recognition at two positions.


ARA SPORTSMANSHIP AWARD



Alex Brink

The Sportsmanship Award is presented annually by the Awards and Recognition Association. The national award is presented each year to the NCAA Division I college football player who most exemplifies sportsmanship on and off the field.

NATIONAL COACH OF THE YEAR



Mike Price - 1997

The Eddie Robinson Coach of the Year Award is given annually by the Football Writers Association of America, and honors Eddie Robinson, the former Grambling State coach who holds the record for most Division I wins (408).



National Awards

HULA BOWL

(Honolulu, Hawaii)

1949	Laurie Niemi, T
	Jerry Williams, RB
1961	Keith Lincoln, RB
1963	Hugh Campbell, E
	George Reed, RB
1965	Clarence Williams, RB
1966	Larry Eilmes, RB
	Wayne Foster, DT
1967	Dave Petersen, RB
1968	Doug Flansburg, E
	Dave Middendorf, T
1969	Dave Golinsky, T
1972	Bernard Jackson, RB
1974	Tom Poe, LB
1975	Steve Ostermann, OT
1978	Mike Levenseller, SE
1979	Jack Thompson, QB
1980	Samoa Samoa, QB (MVP)
1982	Nate Bradley, CB
1984	Joe Taylor, DB
1985	Lee Blakeney, LB
1986	Curt Ladiness, C
1988	Mike Utley, OG
	Maury Metcalf, OLB
1989	Steve Broussard, RB
1991	Jason Hanson, PK
1993	Anthony McClanahan, LB
1994	DeWayne Patterson, DE
	Chad Eaton, DT
1997	Duane Stewart, DB
	Kevin McKenzie, WR
1998	Dee Moronkola, DB
	Love Jefferson, TE
	Rob Rainville, OT
1999	Kareem Anderson, P
2000	Chris Martin, CB
	Marcus Williams, WR*
2002	Jerome Riley, WR
2003	Isaac Brown, DE
	Erik Coleman, FS
	Sammy Moore, WR
	Josh Parrish, OL
	Jeremy Williams, DT
2004	Hamza Abdullah, DB
	Chris Bruhn, RB
2006	Eric Frampton, S
	Tyron Brackenridge, DB*
2007	Alex Brink, QB

TEXAS VS. THE NATION

(El Paso, Texas)

2006	Cody Boyd, TE
------	---------------

LAS VEGAS CLASSIC

(FORMERLY PARADISE BOWL)

(Las Vegas, Nev.)

2001	Alan Cox, P
	Joey Hollenbeck, OG
	James Price, LB
	Jeremy Thielbahr, TE
	Tupo Tuupo, DE
2003	Drew Dunning, PK
	Matt Kegel, QB
2006	Cody Boyd, TE*
	Scott Davis, LB*
	Steve Dildine, LB*

THE VILLAGE CLASSIC

(The Villages, Fla.)

2003	Matt Kegel, QB
	Virgil Williams, SS

BLUE-GRAY

(Montgomery, Ala.)

1974	Gary Larsen, LB
1986	Geoff Reece, C
1986	Erik Howard, DT
	Rueben Mayes, RB
1987	Kerry Porter, RB
	Ricky Reynolds, CB
1989	Steve Broussard, RB*
	Doug Wellstand, TE
1990	Mike Smith, OG
1991	Bob Garman, OT*
1993	Brett Carolan, TE
	Josh Dunning, OG
	Mike Pattinson, QB
1996	Shad Hinchin, CB
1998	Dee Moronkola, DB
	Love Jefferson, TE
1999	Rob Meier, DT
	Ryan Tujague, OT
2000	Marcus Williams, WR

SENIOR BOWL

(Mobile, Ala.)

1959	Chuck Morrell, FB
	Bill Steiger, HB
1960	Gail Cogdill, E
	Don Ellersick, HB
1962	Mel Melin, QB
	Peter Schenck, WR
1975	Andrew Jones, RB
	Geoff Reece, C
1978	Ken Greene, DB*
1984	Dan Lynch, G+
	Keith Millard, DT
	Eric Williams, DT
1985	Dan Lynch, OG
1986	Rueben Mayes, RB
	Mark Rypien, QB
1987	Brian Forde, LB
1988	Mike Utley, OG
1994	Torey Hunter, CB
	Don Sasa, DT
	Mark Fields, LB
1995	Dwayne Sanders, DE
1996	James Darling, LB
	Scott Sanderson, OT
1997	Dorian Boose, DE
	Leon Bender, DT
	Jeff Banks, P
1998	Gary Homes, DT
2001	Lamont Thompson, FS
	Raonall Smith, LB
	Nakoa McElrath, WR
2002	Marcus Trufant, CB
2005	Jerome Harrison, RB
2006	Jason Hill, WR

+ Later granted another year of eligibility for 1984 collegiate season
*Selected but did not play

EAST-WEST SHRINE GAME

(Stanford, Calif.)

1926	Fred Kramer, G
1927	Butch Meeker, QB
1928	Mel Dressel, T
	Dan Horan, FB
	Ted Rowher, HB*
1931	George Hurley, E
	Glenn "Turk" Edwards, T
1932	Phil Sarboe, FB
1933	Clem Senn, G
1934	George Theodoratus, T
	Frank Stojak, G
1935	Ted Christofferson, HB
	John Bley, E
1936	Ed Goddard, QB
	Floyd Terry, HB
	Roger Dougherty, FB
1937	Al Hoptowitz, G
	Carl Littlefield, HB
	Bob Grimstead, E
1938	Dick Farman, T
1940	Stan Johnson, K
1941	Bill Sewell, QB
	Dale Gentry, E
1942	Bob Kennedy, FB
	Nick Susoeff, EQ
	Bill Remington, C
1945	Rod Giske, G
1947	Francis Bacoka, E
	Tom Parry, E
1948	Laurie Niemi, T
	Jerry Williams, HB
	David Swanson, E
1949	Don Paul, HB
1950	Laverne Torgeson, LB
1951	Bud Roffler, HB
1952	Ed Barker, E
	Harlan Svare, E
	Elmer Messenger, T
1954	Duke Washington, FB
1955	Vaughan Hitchcock, G
1958	Bob Newman, QB
	Bill Steiger, HB
1959	Don Ellersick, DB
	Gail Cogdill, E
1960	Keith Lincoln, RB
1961	Mel Melin, QB
1962	Hugh Campbell, E
	George Reed, RB
1963	Roy Busse, C
	Glenn Baker, T
1964	Clancy Williams, RB
1965	Wayne Foster, DT
1967	Dave Middendorf, G
1971	Bernard Jackson, RB
	Steve Busch, G
	Buzz Brazeau, OT
1972	Ty Paine, QB
	Jim Robinson, DE
	Bill Moos, OT
1973	Tom Wickert, OT
	Eric Johnson, DB
	Ken Grandberry, RB
1974	Andrew Jones, RB
	Geoff Reece, C
1977	Ken Greene, DB
	Gavin Hedrick, P
1979	Bob Gregor, DB
1980	Scott Pelluer, OLB
1982	Pat Beach, TE



WSU has been represented at the East-West Shrine Game in eight of the last nine years, including Kenny Alfred in 2009.

	Paul Sorensen, FS
1983	Tim Harris, RB
1984	Keith Millard, DT
1985	Dan Lynch, OG
1986	Rueben Mayes, RB
	Mark Rypien, QB
1987	Kerry Porter, RB
	Ricky Reynolds, CB
1988	Mike Utley, OG
1989	Tim Stallworth, WR
	Steve Broussard, RB*
	Tony Savage, DT
1991	Jason Hanson, PK
	Bob Garman, OG*
1992	Bob Garman, OG
	Clarence Williams, TE
1993	Anthony McClanahan, LB
1994	DeWayne Patterson, DE
	Chad Eaton, DT
	Mark Fields, LB
1995	Chris Hayes, LB
1996	Scott Sanderson, OT
	James Darling, LB
1997	Jason McEndoo, OG
	Dorian Boose, DE
	Michael Black, RB*
2001	Lamont Thompson, FS
	Billy Newman, SS
	Nakoa McElrath, WR*
2002	Derrick Roche, OG
2003	D.D. Acholonu, DE
	Jason David, CB
	Jeremy Williams, DT
2004	Calvin Armstrong, OT
	Karl Paymah, CB
2005	Nick Mihalhauser, C
	Jerome Harrison, RB*
	Will Derting, LB*
2006	Mkristo Bruce, DE
	Tyrone Brackenridge, DB
	Charles Harris, OL
2007	Jed Collins, FB
2009	Kenny Alfred, OL
2010	Zack Williams, OL
	*Selected but did not play

National Awards

CAMP FOOTBALL FOUNDATION

1974 Geoff Reece, C

JAPAN BOWL

(Tokyo, Japan)

1977 Mike Levenseller, SE*
 1981 Allan Kennedy, OT
 1982 Paul Sorensen, FS
 1986 Erik Howard, DR
 1988 Chris Dyko, OT
 Ivan Cook, DE
 1989 Tim Stallworth, WR
 1990 Mike Smith, OG
 1991 Bob Garman, OG*
 1992 Bob Garman, OG
 Clarence Williams, TE

COLLEGE ALL-STAR GAME

(Chicago, Illinois; no longer played)

1960 Keith Lincoln, RB

ALL-STAR GRIDIRON CLASSIC

(Orlando, Fla.)

1998 Dee Moronkola, DB
 Jonathan Nance, DE
 2001 Billy Newman, SS
 2002 Mike Bush, WR

ALL-AMERICA GAME

(Tampa, Fla.; no longer played)

1973 Kenn Grandberry, RB
 1974 Joe Danelo, PK

VOIT MEMORIAL TROPHY

(Outstanding Player on the Pacific Coast)

1961 Hugh Campbell, WR

POP WARNER AWARD

(Outstanding Senior on the Pacific Coast)

1985 Rueben Mayes, RB

COACHES ALL-AMERICAN

(Lubbock, Texas; no longer played)

1960 Keith Lincoln, RB
 1962 Mel Melin, QB
 1971 Bernard Jackson, RB
 Ron Mims, DB
 1972 Ty Paine, QB
 1973 Ken Grandberry, RB
 Tom Wickert, OT
 1974 Geoff Reece, C

CHALLENGE BOWL

(Seattle, Wash.; no longer played)

1977 Mike Levenseller, SE
 Ken Greene, DB
 Dan Doornink, RB
 (MVP)
 Don Hover, LB
 Don Schwartz, DB
 Eason Ramson, TE
 1978 Mark Chandless, C
 Tom Larsen, OT
 Jack Thompson, QB
 (MVP)
 Paul Watson, PK
 George Yarno, DT

ALL-WEST COAST FIRST TEAM (BY AP)

1928. Mel Dressel, T
 1929. Elmer Schwartz, FB
 Mel Hein, C
 Elmer Schwartz, FB
 1932. George Sander, HB
 1935. Ed Goddard, QB
 1936. Ed Goddard, QB
 1941. Dale Gentry, E
 Bill Sewell, QB
 Nick Susoeff, E
 1942. Bob Kennedy, FB
 1945. Rod Giske, G
 1948. Laurie Niemi, T
 1950. Laverne Torgeson, FB
 1951. Ed Barker, E
 Don Steinbrunner, E
 1956. Bill Steiger, HB
 1957. Don Ellingsen, E
 Bob Newman, QB
 1958. Chuck Morrell, FB
 Marv Nelson, G
 1959. Keith Lincoln, RB
 1960. Hugh Campbell, E
 1961. Hugh Campbell, E
 1962. Hugh Campbell, E
 1964. Clancy Williams, RB
 1965. Larry Eilmes, FB
 Ron Vrillac, C
 Wayne Foster, DT
 Bill Gaskins, CB
 1966. Doug Flansburg, E
 1968. Mark Williams, RB
 1969. Lionel Thomas, DB
 1970. Lionel Thomas, DB
 1971. Buzz Brazeau, OT
 Steve Busch, G
 Bernard Jackson, RB
 Ron Mims, DB
 1973. Steve Ostermann, OG
 1976. Mike Levenseller, SE
 1977. Mike Levenseller, SE
 1979. Allan Kennedy, OT



Conference Awards

PAC-10 OFFENSIVE PLAYER OF THE YEAR



Ryan Leaf
1997



Jason Gesser
2002

PAC-10 DEFENSIVE PLAYER OF THE YEAR



Mark Fields - 1994

PAC-10 COACH OF THE YEAR




Mike Price
1997, 2001




Bill Doba
2003

MORRIS TROPHY WINNERS



Keith Millard, DL
1983



Dan Lynch, OL
1984



Erik Howard, DL
1985



Chad Eaton, DL
1994

PAC-10 PLAYERS OF THE WEEK

- | | | | |
|------|-------------------------------|------|---------------------------------|
| 1991 | Jason Hanson, ST (Sept. 14) | 2003 | Eric Coleman, DB (Nov. 8) |
| | Jason Hanson, ST (Sept. 28) | | Eric Coleman, ST (Nov. 8) |
| | Anthony Prior, ST (Oct. 12) | | Will Derting, LB (Sept. 6) |
| 1993 | Deron Pointer, WR (Oct. 9) | | Will Derting, LB (Oct. 25) |
| | D. Patterson, DE (Nov. 6) | | Drew Dunning, ST (Aug. 30) |
| | Aaron Price, ST (Sept. 11) | | Drew Dunning, ST (Sept. 20) |
| 1994 | Mark Fields, LB (Sept. 3) | | J. Bohannon, ST (Sept. 27) |
| | Mark Fields, LB (Oct. 8) | | Matt Kegel, QB (Sept. 13) |
| | D. Patterson, DE (Sept. 24) | 2004 | Kyle Basler, ST (Sept. 4) |
| 1995 | Chad Davis, QB (Oct. 7) | | Kyle Basler, ST (Sept. 25) |
| 1996 | Shad Hinchem, CB (Oct. 12) | | Jerome Harrison, RB (Nov. 6) |
| | Ryan Leaf, QB (Sept. 28) | 2006 | Daryl Blunt, ST (Oct. 21) |
| 1997 | Ryan Leaf, QB (Oct. 18) | | Alex Brink, QB (Oct. 28) |
| | Ryan Leaf, QB (Nov. 22) | | Mkristo Bruce, DL (Sept. 23) |
| | Brandon Moore, LB (Nov. 15) | | Scott Davis, LB (Oct. 7) |
| | L. Thompson, DB (Nov. 22) | | Eric Frampton, DB (Oct. 21) |
| | Shawn Tims, ST (Nov. 8) | | Loren Langley, ST (Sept. 16) |
| 1998 | Kareem Anderson, ST (Sept. 5) | 2007 | Husain Abdullah, DB (Nov. 10) |
| | Nian Taylor, WR (Sept. 19) | | Alex Brink, QB (Nov. 24) |
| 2001 | Nakoa McElrath, WR (Sept. 8) | 2008 | M. Lobbestael, QB (Sept. 20) |
| | Josh Moen, ST (Oct. 13) | | Nico Grasu, ST (Nov. 22) |
| | L. Thompson, DB (Nov. 3) | 2010 | Jeff Tuel, QB (Nov. 15) |
| 2002 | Kyle Basler, ST (Nov. 9) | 2011 | Alex Hoffman-Ellis, LB (Oct. 3) |
| | Drew Dunning, ST (Oct. 5) | | Connor Halliday, QB (Nov. 14) |
| | Jason Gesser, QB (Sept. 28) | | |
| | Jerome Riley, WR (Nov. 2) | | |

All-Conference First Team

ALL-CONFERENCE FIRST TEAM

(All-PCC Team by Helms Athletic Foundation, 1916-1938)

1917 Clarence Zimmerman, E
Walter Herried, T
Silas Stites, G
Benton Bangs, HB
1919 Roy Hanley, E
Walter Herried, T
Earl Dunlap, C
Lloyd Gillis, FB
1920 Fred Hamilton, G
Earl Dunlap, C
Lloyd Gillis, FB
1921 Earl Dunlap, G
(played center)
1925 Herbert Meeker, QB
1929 Elmer Schwartz, FB
1930 Glenn "Turk" Edwards, T
Mel Hein, C
1932 George Sander, HB
1934 George Theodoratus, T
Ed Goddard, QB
1935 Ed Goddard, QB
1936 Ed Goddard, HB
1937 Al Hoptowitz, G
1948 Laurie Niemi, T
Jerry Williams, HB
1949 Don Paul, HB
1950 Laverne Torgeson, LB
1951 Ed Barker, E
Don Steinbrunner, E
1956 Bill Steiger, HB
1957 Don Ellingsen, E
Bob Newman, QB
1958 Chuck Morrell, FB
1962 Hugh Campbell, E
1964 Clancy Williams, HB
1965 Wayne Foster, DT
Bill Gaskins, CB
1966 Doug Flansburg, E
Ron Vrilcak, C
1969 Lionel Thomas, DB
1970 Steve Busch, G
1971 Steve Busch, G
Bernard Jackson, RB
Don Sweet, K
Ron Mims, DB
1972 Bill Moos, OT
Steve Ostermann, G
1973 Steve Ostermann, G
Tom Poe, LB
Geoff Reece, C
1974 Steve Ostermann, G
Geoff Reece, C
Gary Larsen, LB
1975 Gavin Hedrick, P
1976 Jack Thompson, QB
Mike Levenseller, SE



Mike Levenseller: Two-time All-Conference wide receiver (1976, 1977).



Steve Broussard: Two-time All-Pac-10 (1988, 1989).

1977 Mike Levenseller, SE
Gavin Hedrick, P
1978 Jack Thompson, QB
Mark Chandless, C
1979 Allan Kennedy, OT
1981 Paul Sorensen, FS
Matt Elisara, NG
1983 Kerry Porter, RB
Dan Lynch, OG
Keith Millard, DT
Eric Williams, DT
1984 Dan Lynch, OG
Rueben Mayes, RB
Mark Rypien, QB
1985 Rueben Mayes, RB
Erik Howard, DT
Kitrick Taylor, RS
1988 Mike Utley, OG
Steve Broussard, RB
1989 Jason Hanson, PK
Steve Broussard, RB
John Husby, OT
Don Grayson, LB
1990 Clarence Williams, TE
Jason Hanson, PK/P
1991 Jason Hanson, P
Clarence Williams, TE
1992 Drew Bledsoe, QB
Clarence Williams, TE
1993 DeWayne Patterson, DE
Anthony McClanahan, LB
Deron Pointer, RS
1994 Mark Fields, LB
DeWayne Patterson, DE
Chad Eaton, DT
Don Sasa, DT
1996 James Darling, LB
Scott Sanderson, OT
Shawn Tims, RS
1997 Ryan Leaf, QB
Leon Bender, DT
2001 Derrick Roche, OG
Lamont Thompson, FS
Drew Dunning, K
2002 Jason Gesser, QB
Calvin Armstrong, OT
Derrick Roche, OG
Rien Long, DT
Marcus Trufant, CB
2003 Josh Parrish, OL
Will Derting, LB
Jason David, CB
Erik Coleman, FS
Drew Dunning, PK
2004 Calvin Armstrong, OT
2005 Jerome Harrison, RB
2006 Mkristo Bruce, DE
Eric Frampton, SS
2007 Brandon Gibson, WR



Cougar Awards

FRANK BUTLER AWARD WINNERS

Awarded annually to a senior member of the Cougar football team who exemplifies the Cougar spirit that Spokane booster Frank Butler was famous for.

- 1971 Chuck Hawthorne
- 1972 Steve Hamilton
- 1973 Tom Poe
- 1974 Gary Larsen
- 1975 Vern Chamberlain
- 1976 Tim Ochs
- 1977 Dan Doornink
- 1978 Jack Thompson
- 1979 Bevan Maxey
- 1979 Bob Gregor
- 1980 Samoa Samoa
- 1981 Jeff Keller
- 1982 Gary Patrick
- 1983 Sonny Elkinton
- 1984 Dan Lynch
- 1985 Curt Ladines
- 1986 Rick Chase
- 1987 Chris Hiller
- 1988 Artie Holmes
- 1989 Mark Ledbetter
- 1990 Dan Webber
- 1991 Jay Reyna
- 1992 C. J. Davis
- 1993 Robbie Tobeck
- 1993 Josh Dunning
- 1994 Payam Saadat
- 1995 Eric Moore
- 1996 David Knuff
- 1997 Dorian Boose
- 1998 Rob Rainville
- 1999 Steve Gleason
- 2000 Adam Hawkins
- 2001 Jeremy Thielbahr
- 2002 Collin Henderson
- 2003 Jason David
- 2004 Jeremy Bohannon
- 2005 Marty Martin
- 2006 Mkristo Bruce
- 2007 Michael Bumpus
- 2008 Ben Woodard
- 2009 Dwight Tardy
- 2010 Myron Beck




2010 Butler Award winner
Myron Beck

LAURIE NIEMI AWARD WINNERS

Awarded to the senior who best shows the courage, spirit, and attitude of former Cougar assistant coach Laurie Niemi.

- | | |
|-----------------------|-----------------------|
| 1968 Steve Bartelle | 2007 Chris Baltzer |
| 1969 No Winner | 2008 Matt Mullennix |
| 1970 Terry Durst | 2009 Kenny Alfred |
| 1971 Brian Lange | 2010 Hallston Higgins |
| 1972 Mike Johnson | Micah Hannam |
| 1973 Craig Craighead | |
| 1974 Steve Ostermann | |
| 1975 Carl Barschig | |
| 1976 Jon DesPois | |
| 1977 Don Hover | |
| 1978 Mark Chandless | |
| 1979 Tali Ena | |
| 1980 Jim Whatley | |
| 1981 Ken Collins | |
| 1982 Ken Emmil | |
| 1983 Pat Lynch | |
| 1984 Brent White | |
| Jamie White | |
| 1985 Mike Dreyer | |
| 1986 Ron Collins | |
| 1987 Brian Forde | |
| James Hasty | |
| 1988 Ivan Cook | |
| 1989 Paul Wulff | |
| 1990 Chris Moton | |
| 1991 Lee Tilleman | |
| 1992 Lewis Bush | |
| 1993 Mike Pattinson | |
| 1994 Ron Childs | |
| 1995 Greg Burns | |
| 1996 James Darling | |
| 1997 Leon Bender | |
| 1998 Dee Moronkola | |
| 1999 Steve Gleason | |
| 2000 Austin Matson | |
| 2001 Dave Minnich | |
| 2002 Mawuli Davis | |
| 2003 Jeremey Williams | |
| 2004 Hamza Abdullah | |
| 2005 Troy Bienemann | |
| 2006 Scott Davis | |



2010 Niemi Award co-winner
Hallston Higgins

J. FRED BOHLER AWARD WINNERS

By a vote of his teammates, this award is given annually to a member of the football team who best exemplifies the inspiration of former athletic director and head basketball coach J. Fred Bohler.

- | | | | |
|-----------------------|--------------------------|-----------------------|------------------------|
| 1921 Milo McIver | 1945 Rod Giske | 1969 No Award | 1993 DeWayne Patterson |
| 1922 Ford Dunton | 1946 Dick Abrams | 1970 Bob Ewen | Josh Dunning |
| 1923 John Zaepfel | 1947 Jerry Williams | 1971 Steve Busch | 1994 Payam Saadat |
| 1924 William Hales | 1948 Laurie Niemi | 1972 Ty Paine | 1995 Chris Hayes |
| 1925 William Kramer | 1949 Otto Kofler | 1973 Ken Grandberry | 1996 Johnny Nansen |
| 1926 Harold J. Hansen | 1950 Laverne Torgeson | 1974 Gary Larsen | Scott Sanderson |
| 1927 Carl Gustafson | 1951 Byron Bailey | 1975 Vaughn Williams | 1997 Cory Withrow |
| 1928 Daniel Horan | 1952 Elmer Messenger | 1976 Bob Hill | 1998 Steve Gleason |
| 1929 Archie Buckley | 1953 Wayne Berry | 1977 Brian Kelly | 1999 Torry Hollimon |
| 1930 Harold Ahlskog | 1954 Talmadge Washington | 1978 Tom Larsen | 2000 Chris Martin |
| 1931 George Hurley | 1955 Vaughan Hitchcock | 1979 Steve Grant | 2001 Billy Newman |
| 1932 Clement Senn | 1956 Everett Gust | 1980 Scott Pelluer | 2002 Fred Shavies |
| 1933 Phil Sarboe | 1957 Swinton Aldrich | 1981 Mike Walker | 2003 Matt Kegel |
| 1934 Harold Hawley | 1958 Bill Steiger | 1982 Steve Sebahar | 2004 Jeremy Bohannon |
| 1935 Charles McBride | 1959 Marvin Nelson | 1983 Tracy Adkins | 2005 Will Derting |
| 1936 Floyd Terry | 1960 Roger Duprel | 1984 Jerald Waters | 2006 Eric Frampton |
| 1937 Hal Smith | 1961 Jerry Campbell | 1985 Rueben Mayes | 2007 Jed Collins |
| 1938 John Klumb | 1962 George Reed | 1986 Kerry Porter | 2008 Greg Trent |
| 1939 Earle Ross | 1963 Roy Busse | 1987 Chris Leighton | 2009 Reed Lesuma |
| 1940 Earle Stone | 1964 Wally Dempsey | 1988 Victor Wood | 2010 Chantz Staden |
| 1941 Herb Godfrey | 1965 Willie Gaskins | 1989 Marlin Brown | |
| 1942 Bill Remington | 1966 Dave Petersen | 1990 Jody Sears | |
| 1943 No Football | 1967 Mike Cadigan | 1991 Jay Reyna | |
| 1944 No Football | 1968 Steve Bartelle | 1992 Konrad Pimiskern | |

Academic Awards

PACIFIC-10/PAC-12 CONFERENCE ALL-ACADEMIC

Year	Player
1986	Cotton Sears, WR Ed Tingstad, RB
1987	Kevin Adams, PK James Hasty, DB Chris Leighton, TE
1988	Rob Myers, P
1989	Jason Hanson, PK Chris Moton, DB Rob Myers, P
1990	Jason Hanson, PK Ron Hawkins, DB Russell Miller, DE Lee Tillman, DE
1991	Jason Hanson, PK Lee Tillman, DE
1992	Robbie Toebeck, OL
1993	Joe Brazeau, LB
1995	John Scukanec, OL
1996	Brian Chiu, OL Jason McEndoo, OL
1997	Jason McEndoo, OL
1998	Grady Emmerson, LB Steve Gleason, LB
1999	Grady Emmerson, LB Steve Gleason, LB Rian Lindell, PK Serign Marong, LB
2000	Collin Henderson, WR Brian Hollenberg, OL Serign Marong, LB Cole Sheridan, DB Jeremy Williams, DL
2001	Collin Henderson, WR Brian Hollenberg, OL Serign Marong, LB Jeremy Williams, DL Mark Baldwin, TE (2nd) Drew Dunning, PK (2nd) Alex Johnson, OL (2nd) Cole Sheridan, DB (2nd) Tupo Tuupo, DL (2nd)
2002	Pat Bennett, LB Collin Henderson, WR Jeremy Williams, DL Riley Fitt-Chappell, OL (2nd) Cole Sheridan, DB (2nd)
2003	Pat Bennett, LB Troy Bienemann, TE Jeremy Williams, DL Riley Fitt-Chappell, OL (2nd)
2004	Pat Bennett, LB Troy Bienemann, TE Riley Fitt-Chappell, OL Kevin McCall, RB (2nd) Matt Mullennix, DL (2nd)
2005	Troy Bienemann, TE Alex Brink, QB Riley Fitt-Chappell, OL (2nd) Matt Mullennix, DL (2nd)
2006	Alex Brink, QB
2007	Alex Brink, QB Jed Collins, TE Micah Hannam, OL Matt Mullennix, DL Joe Epele, OL (2nd) Scott Selby, WR (2nd)
2008	Matt Mullennix, DL Chima Nwachukwu, DB Matt Eichelberger, DL (2nd) Micah Hannam, OL (2nd) Adam Hinline, DL (2nd)
2009	Micah Hannam, OL Chris Prummer, OL Kevin Kooyman, DL Jay Matthews, DB Chima Nwachukwu, DB Steven Ayers, OL, (2nd) Joe Epele, OL (2nd) Josh Garrett, LB (2nd) Jared Karstetter, WR (2nd) Kyle McCartney, DB (2nd)
2010	Micah Hannam, OL Chima Nwachukwu, DB Chris Prummer, C Casey Hamlett, DE Kevin Kooyman, DE Jared Karstetter, WR Kyle McCartney, S Andrei Lintz, TE (2nd)
2011	Jared Karstetter, WR Kyle McCartney, S Andrei Lintz, TE (2nd)

Three-Time Academic All-Conference

Jason Hanson, 1989-91
Serign Marong, 1999-2001
Collin Henderson, 2000-02
Cole Sheridan, 2000-02
Troy Bienemann, 2003-05
Alex Brink, 2005-07
Micah Hannam, 2007-09
Chima Nwachukwu, 2008-10

Four-Time Academic All-Conference

Riley Fitt-Chappell, 2002-05
Matt Mullennix, 2004-05, 2007-08



Jason Hanson was named both first-team All-Pac-10 and first-team Pac-10 All-Academic during the 1989, 1990 and 1991 seasons.

COSIDA ACADEMIC ALL-AMERICA

1972	Steve Hamilton, RB, Second Team
1977	Dan Doornick, RB, Second Team
1981	Kevin Sloan, OL, Second Team
1989	Jason Hanson, PK, First Team
1990	Jason Hanson, P, First Team Lee Tilleman, DL, First Team
1991	Jason Hanson, PK, First Team
2005	Troy Bienemann, TE, Second Team
2009	Chima Nwachukwu, DB, Second Team
2010	Chima Nwachukwu, DB, Second Team

COSIDA ALL-DISTRICT VIII

1989	Jason Hanson, PK (1st Team)
1990	Jason Hanson, PK (1st Team) Lee Tilleman, DL (1st Team)
1991	Jason Hanson, PK (1st Team) Lee Tilleman, DL (1st Team)
1999	Steve Gleason, LB Serign Marong, LB (2nd Team)
2001	Collin Henderson, WR (1st Team) Mark Baldwin, TE (2nd Team) Drew Dunning, PK (2nd Team) Serign Marong, LB, (2nd Team) Jeremy Williams, DL (2nd Team)
2003	Troy Bienemann, TE (1st Team) Jeremy Williams, DL (1st Team) Riley Fitt-Chappell, OL (2nd Team)
2004	Troy Bienemann, TE (1st Team)
2005	Troy Bienemann, TE (1st Team) Alex Brink, QB (1st Team) Riley Fitt-Chappell, OL (1st Team)
2006	Alex Brink, QB (1st Team)
2007	Romeen Abdollmohammadi, PK (2nd Team) Alex Brink, QB (2nd Team) Jed Collins, TE (2nd Team) Micah Hannam, OL (2nd Team) Matt Mullennix, DL (2nd Team)
2009	Casey Hamlett, DL (1st Team) Micah Hannam, OL (1st Team) Chima Nwachukwu, DB (1st Team)
2010	Chima Nwachukwu, DB (1st Team) Micah Hannam, OL (1st Team) Jared Karstetter, WR (1st Team)
2011	Jared Karstetter, WR (1st Team)

NFF SCHOLAR ATHLETES

1982	Greg Porter
1988	Ed Tingstad
1991	Jason Hanson
2007	Alex Brink
2011	Jared Karstetter

PAC-12 FOOTBALL STUDENT-ATHLETE OF THE YEAR

2011	Jared Karstetter
------	------------------



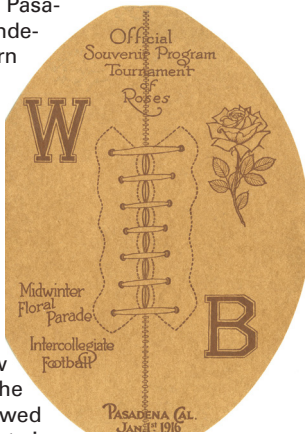
Bowl Games



Bowl Results

WSU 14, BROWN 0

A crowd of 10,000 was on hand at the Pasadena Rose Bowl January 1 to watch as undefeated Washington State took on eastern power Brown University in the first of the continuous Rose Bowls. WSU used third and fourth quarter touchdown runs by Ralph Boone and Carl Dietz to shutout the Bruins 14-0. Brown entered the game a two-to-one favorite, despite a modest 5-3-1 record. The Bruins' 3-0 win over Yale was the key accomplishment that earned the Rhode Island team an invitation to play in the Rose Bowl. A cold spell, followed by a heavy rain and some snow for three days prior to the game, turned the playing field into a sea of mud that slowed both teams. Brown came close to scoring twice



in the first half, but each time Washington State's defense, which had allowed just one field goal and one touchdown all season, rose to the task and halted the Bruins short of the goal line, once at the four yard line. Bruin star Fritz Pollard gained just 47 yards in 13 carries. Pollard later became the first black named to a Walter Camp All-America team and was the first black head coach in the National Football League. In the second half WSU's size advantage began to pay off as the Cougars took command, scoring once in each quarter. WSU's preparation for the game had been, to say the least, odd. Coach William "Lone Star" Dietz, out of the Carlisle Indian School, and his Cougar squad served as extras in the football film "Tom Brown of Harvard" each morning, then practiced for the bowl game during the afternoon. Each WSU player earned \$100 for the 14 mornings of movie work. During practice sessions, Dietz appeared in his "classic" coaching attire: a silk hat, Prince Albert cutaway coat, striped pants, yellow gloves, and a walking stick. Originally known as the Pasadena Tournament of Roses East-West game (it was 1923 when the real Rose Bowl facility was completed that the name changed), the WSU-Brown game was played at Tournament Park.

BROWN	0	0	0	0	0
WASHINGTON STATE	0	0	7	7	14

TEAM	QTR	SCORING PLAY
WSU	3	Boone 3 run (Durham kick)
WSU	4	Dietz 4 run (Durham kick)


ATTENDANCE—10,000



Washington State University's undefeated 1915 team met eastern power Brown University in the 1916 Rose Bowl and won 14-0, completing an undefeated season. The 1916 game was the first of the continuous Rose Bowl contests.

ALABAMA 24, WSU 0

The Alabama Crimson Tide used a second-quarter blitz, including touchdown runs of one and 43 yards by quarterback Monk Campbell, to post a 24-0 win over previously undefeated Washington State in the 17th Rose Bowl game, viewed by 65,000 fans. Alabama's coach was Wallace Wade, who had been a member of the Brown University team that lost to WSU in the 1916 Rose Bowl. Wade, during his career, coached in five Rose Bowls.



ALABAMA	0	21	3	0	24
WASHINGTON STATE	0	0	0	0	0

TEAM	QTR	SCORING PLAY
Alabama	2	Suther 62 pass from Moore (Campbell kick)
Alabama	2	Campbell 1 run (Campbell kick)
Alabama	2	Campbell 43 run (Campbell kick)
Alabama	3	Whitworth 40 field goal

ATTENDANCE—65,000




"Babe" Hollingbery's fifth Cougar team went a perfect 9-0-0 to earn a Rose Bowl berth in 1930, including a 6-0 mark during the Pacific Coast Conference schedule. Included in the list of Cougar victims were California 16-0, USC 7-6, Washington 3-0 and Villanova 13-0. Two members of the WSU team later earned recognition in the College Football Hall of Fame, Mel Hein and Glen "Turk" Edwards.



Bowl Results

#14 BYU 38, #20 WSU 36

Three games in one was more than the 52,000-plus fans at San Diego's Jack Murphy Stadium paid for, but three games is what they saw as the Brigham Young Cougars held on to defeat the Washington State Cougars 38-36. The BYU squad won the first game, a 31-minute affair that generated a 31-7 lead for the team from Provo. The next 25 minutes just as convincingly belonged to WSU 29-7. In the end, however, the game belonged to BYU as much for defense as anything. They stopped the Pullman team with just over three minutes to play by forcing a punt, then ran out the clock to preserve the win. Jim McMahon, in his last collegiate game, completed 27 of 43 passes for 342 yards and three touchdowns. More importantly, he did not throw an interception. The WSU Cougars used the running of Don LaBomme and quarterback Ricky Turner to baffle the BYU team, especially in the second half. Turner gained 92 yards in 12 carries and scored twice, while LaBomme added 79 yards in 14 carries and scored once. Robert Williams and Mike Martin also scored for the Cougars. WSU's failure on a two-point conversion late in the third quarter, an interception BYU's Ron Holmoe returned 35 yards for a touchdown on the third play of the third quarter, and a key sack of Casper on WSU's last possession loomed big in a game that had numerous turning points.



WASHINGTON STATE	0	7	21	8	36
BRIGHAM YOUNG	7	17	7	7	38


TEAM	QTR	TIME	SCORING PLAY
BYU	1	9:46	Plater 35 pass from McMahon (Gunther kick)
BYU	2	13:58	Hudson 7 pass from McMahon (Gunther kick)
WSU	2	9:20	Turner 2 run (Leland kick)
BYU	2	6:15	Gunther 20 field goal
BYU	2	1:06	Hamilton 1 run (Gunther kick)
BYU	3	14:00	Holmoe 35 interception return (Gunther kick)
WSU	3	10:43	LaBomme 18 run (Beech pass from Casper)
WSU	3	5:16	R. Williams 5 run (pass failed)
WSU	3	0:59	Turner 13 run (Leland kick)
BYU	4	14:55	Pettis 11 pass from McMahon (Gunther kick)
WSU	4	5:12	Martin 1 run (Turner run)

TOTAL OFFENSE—WSU 78/351/4.5. BYU 76/437/5.8.
RUSHING—WSU 53/245: LaBomme 14/79, Turner 12/92, Williams 11/48, Harris 4/16, Bowens 1/1, Mitchell 1/1, Martin 6/14, Casper 3/4, Keller 1/0. BYU 32/69: Hamilton 9/52, Pettis 7/28, Sikahema 3/12, McMahon 12/23, Mees 1/0.
PASSING—WSU 25/82/106/0/33: Casper 16/62/69/0/24, Turner 9/2/0/27/0/33. BYU 44/28/0/368/3/45: McMahon 43/27/0/342/3/45, Young 1/1/0/26/0/26.
RECEIVING—WSU: Keller 4/40, Jones 2/9, Beach 2/57. BYU: Collie 2/17, Pettis 8/73, Hudson 7/126, Plater 1/35, Hamilton 3/21, Balholm 2/31, Kozlowski 2/44, Sikahema 2/2, Hansen 1/7, Stroh 0/12.
INTERCEPTIONS—WSU: None. BYU: O'Neil 1/18, Holmoe 1/35td.
PUNTING—WSU: Davey 2/71/35.5/39, LaBomme 2/101/50.5, 53, Morris 4/155/38.8/44. BYU: Mees 7/295/42.1/51.
PUNT RETURNS—WSU: Gribble 6/39. BYU: Sikahema 3/16.

KICKOFF RETURNS—WSU: LaBomme 4/106. BYU: Sikahema 2/5, Hansen 2/21.
SCORING—WSU: Turner 14, LaBomme 6, Williams 6, Martin 6, Beech 2, Leland 2. BYU: Gunther 8, Platter 6, Hudson 6, Hamilton 6, Holmoe 6, Pettis 6.
FIRST DOWNS—WSU 23/17/3/3. BYU 22/6/15/1.
FUMBLES/LOST—WSU 0/0. BYU 5/0.
PENALTIES/YARDS—WSU 5/45. BYU 9/86.
POSSESSION TIME—WSU 32:91. BYU 27:59.
THIRD/FOURTH-DOWN CONVERSIONS—WSU 10/19. BYU 9/18.
ATTENDANCE—52,419
WSU TACKLERS—Taylor 11/6/5, Blakeney 8/3/5, Retherford 6/4/2, White 5/3/2, Files 5/4/1, Collins 4/4/0, Walker 4/1/3, Elisara 4/2/2, Bradley 4/3/1, Sorensen 4/2/2, Emmil 3/1/2, West 3/3/0, Tupuola 2/2/0, P. Lynch 1/0/1, E. Williams 1/1/0, Tipton 1/0/1, Carrillo 1/0/1, Elkinton 1/0/1, Beach 1/1/0, Martin 1/1/0.
WSU SACKS—Elisara 2/20, Collins 1/4.
WSU TFL—Collins 1/2, Emmil 1/4, Taylor 1/8.

#18 WSU 24, #14 HOUSTON 22

Washington State scored 24 second-quarter points and forced a last-second Houston turnover in notching a 24-22 win over the Texan Cougars Christmas Day. The bowl appearance was WSU's second of the 1980s and evened the Cougars bowl record to 2-2. In a close game there are many heroes, but for WSU, none stood out more than senior Victor Wood. He picked up a fumble early in the second quarter and zipped five yards for a touchdown that put his Cougars ahead 7-3. On WSU's next possession, Wood caught a 15-yard scoring pass from Timm Rosenbach to put WSU up 14-3 and well on its way to a bowl victory viewed by a national ABC-TV audience. Wood's heroics were catching as WSU added a Jason Hanson 33-yard field goal and another touchdown, this one by Rosenbach, before halftime to put Washington State in command 24-9. WSU limited the Texas visitors to just five first half firstdowns, 46 yards rushing, and 77 yards passing before intermission. The Cougars picked off two Houston passes, one each by Shawn Landrum and Vernon Todd. In the end, however, it was Tuineau Alipate's hard hit that forced a Houston fumble recovered by Artie Holmes at the WSU five yard line. James Dixon was the recipient of Alipate's jarring tackle after catching a David Dacus pass over the middle that appeared for a moment to set up a potential game-winning score by Houston. The Cougars then controlled the ball for the final 2:44, with a key six-yard Rosenbach to Tim Stallworth pass giving WSU the much-needed first down just before the game ended.



WASHINGTON STATE	0	24	0	0	24
HOUSTON	3	6	6	7	22


TEAM	QTR	TIME	SCORING PLAY
UH	1	13:13	Anderson 27 field goal
WSU	2	13:39	Wood 5 fumble run (Hanson kick)
WSU	2	8:39	Wood 15 pass from Rosenbach (Hanson kick)
WSU	2	6:31	Hanson 33 field goal
UH	2	4:56	Witherspoon 1 run (kick failed)
WSU	2	0:53	Rosenbach 1 run (Hanson kick)
UH	3	4:25	Mason 53 pass from Dacus (pass failed)
UH	4	13:16	Weatherspoon 2 pass from Dacus (Anderson kick)

TOTAL OFFENSE—WSU 92/460/5.00, UH 61/309/5.01.
RUSHING—WSU 56/154: Broussard 33/139, Swinton 9/38, Rosenbach 14/-28, Wood 0/5. UH 21/683: Weatherspoon 14/80, Anderson 2/3, Ware 3/-1, Dacus 2/-14.
PASSING—WSU 36/19/1/306/1/40: Rosenbach 36/19/1/306/1/40. UH 40/17/2/241/2/53: Dacus 11/8/0/153/2/53, Ware 28/8/2/44/0/11, Phillips 1/1/0/44/0/44.
RECEIVING—WSU: Stallworth 8/120, Wood 2/48, Wimberly 2/24, Wellsandt 1/40, Olson 1/20, Broussard 1/11. UH: Dixon 4/52, Anderson 3/11, Mason 2/83, Williams 2/24, Phillips 2/14, Cooper 2/11, P. Smith 1/44, Weatherspoon 1/2.
INTERCEPTIONS—WSU: Landrum 1/27, Todd 1/4. UH: A. Montgomery 1/72.
PUNTING—WSU: Myers 6/276/46.0/53. UH: Rodriguez 8/358/44.8/70.
PUNT RETURNS—WSU: Wood 3/52. UH: Calloway 3/26.
KICKOFF RETURNS—WSU: Wood 5/123. UH: Dixon 4/166, Weatherspoon 1/25.
SCORING—WSU: Wood 12, Rosenbach 6, Hanson 6. UH: Weatherspoon 12, Mason 6, Anderson 4.
FIRST DOWNS—WSU: 28/9/13/1. UH: 13/5/6/2.
FUMBLES/LOST—WSU: 2/1. UH: 2/1.
PENALTIES/YARDS—WSU: 11/95. UH: 9/58.
POSSESSION TIME—WSU: 37:43. UH: 22:17.
THIRD-DOWN CONVERSIONS—WSU: 8/19. UH: 3/14.
ATTENDANCE—35,132.
WSU TACKLERS—Holmes 9/3/6, Ledbetter 8/4/4, Gray 7/2/5, Savage 7/4/3, Grayson 5/2/3, O'Neal 5/2/3, Ricard 5/5/0, Alipate 3/2/1, Metcalf 3/0/3, Landrum 3/3/0, Lee 3/2/1, Todd 3/1/2, Brown 2/2/0, Cook 2/2/0, Downing 1/1/0, Woodley 1/0/1, Noble 1/1/0, Wright 1/1/0.
WSU SACKS—Cook 1/-10, Ledbetter 1/-2, Savage 1/-12.
WSU TFL—None.

Bowl Results

#18 WSU 31, UTAH 28

Perhaps no college bowl game following the 1992 gridiron season was more offensive minded than the Copper Bowl matchup between WSU and Utah, but after all the running and passing that accounted for more than 1,100 yards, the deciding play was a 22-yard field goal by WSU's Aaron Price. The Cougars scored 21 unanswered points in the first quarter and one additional score just before halftime for a 28-14 lead. WSU then held on until Price gave them their final lead with 5:08 to play. Even then, they had to watch anxiously as Chris Yergensen's 20-yard chip shot sailed wildly to the left with 3:18 remaining. Though the 40,000-plus fans left the stadium talking about the offensive plays that stood out, it was WSU's defense in the fourth quarter that made this win possible. The Utes scored twice in the second quarter and added two more scores to pull even with a quarter to play. Both teams then turned to their defenses. The key play came with 6:29 to play when Utah's Frank Dolce avoided a strong WSU rush and hooked up with Henry Lusk on a short sideline pass. John Rushing then stripped Lusk of the ball and Singor Mobley scooped it up at the Utah 36 yard line. Fifteen yards later, at the Utah 21, Mobley was dragged down, setting up the Cougars with great field position. Drew Bledsoe immediately drove the Cougars to the Utah five yard line before turning the scoring chores over to Price. Like he did the closing seconds of WSU's 23-20 win over Arizona in the same stadium early in the season, Price came through with the kick. Bledsoe completed 30 of 46 passes for a school record 476 yards. Phillip Bobo caught TD passes of 87 (equalling a school record) and 48 yards, and Shaumbe Wright-Fair picked up 123 yards rushing and scored on a pair of three-yard line smashes.




UTAH	0	14	14	0	28
WASHINGTON STATE	21	7	0	3	31

TEAM	QTR	TIME	SCORING PLAY
WSU	1	13:25	Wright-Fair 3 run (Price Kick)
WSU	1	10:32	Bobo 87 pass from Bledsoe (Price kick)
WSU	1	1:20	Wright-Fair 3 run (Price kick)
Utah	2	9:35	S.Williams 10 pass from Dolce (Yerkensen kick)
Utah	2	2:51	K. Williams 25 run (Yerkensen kick)
WSU	2	0:31	Bobo 48 pass from Bledsoe (Price kick)
Utah	3	8:49	Lusk 49 pass from Dolce (Yergensen kick blk)
Utah	3	5:25	P. Jones 8 run (Murry pass from Dolce)
WSU	4	5:08	Price 22 field goal

TOTAL OFFENSE—WSU 89/636/71. UTAH 79/495/6.3.
RUSHING—WSU 41/144: Wright-Fair 27/123, Bobo 2/16, D. Sparks 1/11, Pattinson 2/5, Dumas 1/-3, Bledsoe 6/-8. UTAH 39/179: K. Williams 13/112, P. Jones 11/43, Lusk 1/10, Anderson 4/7, Dolce 9/5, S. Williams 1/2, .
PASSING—WSU 38/32/1/492/2/87: Bledsoe 46/30/1/476/2/87, Pattinson 2/2/0/16/0/9. UTAH 40/21/0/316/2/70: Dolce 40/21/0/316/2/70.
RECEIVING—WSU: C.J. Davis 8/134, Bobo 7/212, Wright-Fair 6/21, Pointer 5/73, Schexnayder 4/43, Williams 1/7, Carolan 1/2. UTAH: S. Williams 7/121, Hooks 5/75, Lusk 4/75, K. Williams 2/6, P. Jones 1/17, Anderson 1/8, Welch 1/8.
INTERCEPTIONS—WSU: None. UTAH: Crawford 1/9.
PUNTING—WSU: Johnston 6/219/36.5/50. UTAH: Young 6/258/43.0/53.
PUNT RETURNS—WSU: Hunter 2/-2. UTAH: S. Williams 3/17.
KICKOFF RETURNS—WSU: DeLaCruz 1/7. UTAH: P. Jones 2/23, Miller 2/16, K. Williams 1/25, Lusk 1/9.
SCORING—WSU: Bobo 12, Wright-Fair 12, Price 7. UTAH: S. Williams 6, K. Williams 6, Lusk 6, P. Jones 6, Murry 2, Yergensen 2.
FIRST DOWNS—WSU: 28/10/16/1. UTAH: 20/9/10/1.
FUMBLES/LOST—WSU: 4/2. UTAH: 3/1.
PENALTIES/YARDS—WSU: 18/136. UTAH: 7/55.
POSSESSION TIME—WSU: 29:52. UTAH: 30:08.
THIRD-DOWN CONVERSIONS—WSU: 4/15. UTAH: 4/17.
ATTENDANCE—40,867.
WSU TACKLERS (T-P-A)— McClanahan 12/7/5, Childs 9/8/1, Mobley 7/6/1, Rushing 7/6/1, Loertscher 6/3/3, Burns 4/3/1, Jensen 4/3/1, Bush 3/3/0, Hall 3/3/0, Hunter 2/2/0, Geathers 2/2/0, Ford 2/2/0, Waldron 2/2/0, Ashworth 2/2/0, Eaton 1/1/0, Whitmire 1/1/0, Frank 1/1/0, Saldivar 1/1/0, Tobeck 1/1/0.
WSU SACKS—Frank 1-8.
WSU TFL—Childs 1-8, Frank 1-8, Bush 1-1.

#24 WSU 10, BAYLOR 3

The Washington State offense scored on the opening drive of the game and on the last play of the second quarter to provide all the points the Cougar defense needed as WSU held off Baylor's late challenge in a 10-3 win at the second annual Builders Square Alamo Bowl before a crowd of 44,106. Despite some anxious moments in the closing seconds of the game, the Cougar defense made those 10 points stand up by limiting the record-setting Bear offense to eight first downs, 151 yards in total offense and just one field goal. The Cougars did something against Baylor they had not done all season, take the opening kickoff and drive the length of the field for a touchdown. The drive totaled 91 yards, equalling the longest scoring drive of the season, and ended when Kevin Hicks busted through the left side of the line from one yard out to put WSU on top 7-0. The score came six minutes, 32 seconds after the kickoff. WSU's offense provided three more points just before halftime to give the Cougs a 10-0 lead at intermission. Taking the ball after Baylor's Jarvis VanDyke missed his second field goal attempt of the first half, WSU drove from its own 30 yard line to the Baylor 20 yard line, where Tony Truant banged home a 37-yard field goal with two seconds left in the first half. A sideline pass to Jay Dumas for a key first down, then another similar pass to Albert Kennedy put the ball in perfect position for Truant. Davis, named the game's most valuable offensive player, hit six of eight passes on the drive. Davis, who completed 27 of 35 passes for 286 yards, gave Cougar fans a few anxious minutes in the third quarter when he took a hard blow to the back while scrambling out of the pocket. He was able to return one play later and finished the game. Defensively WSU was especially tough in the first half. Baylor came into the game averaging nearly 33 points per game and 382.4 yards per contest. In the first half WSU's defense, led by the game's most valuable defensive player, Ron Childs, limited the Bears to just 41 net yards, 24 rushing and 17 passing. Childs had 10 tackles in the game, including eight solo, of which two were for negative yardage. Only on its last possession did Baylor come close to the WSU endzone, where Todd Jensen, a senior who backed up John Rushing all year, picked off a Jeff Watson pass to halt any Baylor hope of scoring. The bowl victory was WSU's second in the last three years and third in seven years. Joining Childs defensively were Chris Hayes with seven tackles, Mark Fields with six and Chad Eaton with five.



WASHINGTON STATE	7	3	0	0	10
BAYLOR	0	0	3	0	3

TEAM	QTR	TIME	SCORING PLAY
WSU	1	8:28	Hicks 1 run (Truant kick)
WSU	2	0:02	Truant 37 field goal
BU	3	1:35	VanDyke 36 field goal

TOTAL OFFENSE - WSU 66/293/4.4. BU 55/151/2.7.
RUSHING - WSU 31/51/44/71/9: Sparks 8/20, Hicks 10/12, Madu 4/55, Tims 1/-1, Martin 1/-10, Davis 7/-19. BU 32/105/31/74/0/14: Douglas 13/42, B.Lewis 9/34, Rubin 2/5, Muhammad 6/2, Moore 1/-3, Watson 1/-6.
PASSING - WSU 35/27/0/286/0/46: Davis 35/27/0/286/0/46. BU 23/8/2/77/0/33: Watson 22/8/2/77/0/33, Moore 1/0/0/0/0.
RECEIVING - WSU: Carpenter 5/91, Moore 55/38, Dumas 5/26, Hicks 4/14, Kennedy 4/62, Thomas 2/30, Knuff 1/13, Adams 1/12. BU: Bronson 2/15, Douglas 2/16, Muhammad 2/34, Rhynes 1/5, Stanley 1/7.
INTERCEPTIONS - WSU: Jensen 1/11, Hunter 1/0. BU: None.
PUNTING - WSU: Martin 6/201/33.5/37, Team 1/35/35.0/35. BU: Atteberry 6/210/35.0/45.
PUNT RETURNS - WSU: Dumas 1/2. BU: Bronson 5/24.
KICKOFF RETURNS - WSU: Mobley 2/28. BU: Bronson 1/22, Rhynes 1/0.
SCORING - WSU: Hicks 6, Truant 4. BU: VanDyke 3.
FIRST DOWNS - WSU: 14/1/12/1. BU: 8/5/2/1.
FUMBLES/LOST - WSU: 3/1. BU: 9/0.
PENALTIES/YARDS - WSU: 15/110. BU: 2/19.
POSSESSION TIME - WSU: 32:02. BU: 27:58.
THIRD-DOWN CONVERSIONS - WSU: 6/17. BU: 3/15.
ATTENDANCE - 44,106.
WSU TACKLERS (T-P-A) - Childs 10/8/2, Hayes 7/6/1, Fields 6/4/2, Eaton 5/4/1, Rushing 4/3/1, Patterson 4/3/1, Sasa 3/3/0, Walker 3/2/1, Hunter 2/2/0, Mobley 2/1/1, Bender 1/1/0, Doyle 1/1/0, Tims 1/1/0, Noteboom 1/1/0, Knuff 1/1/0, McWashington 1/0/1, Henderson 1/1/0.
WSU SACKS - Fields .5/-3, Eaton .5/-3.
WSU TFL - Childs 2/-8, Fields 1.5/-4, Patterson 1/-8, Walker 1/-6, Eaton .5/-3.



Bowl Results

#1 MICHIGAN 21, #8 WSU 16

(January 1, 1998, Pasadena, Calif.): The Washington State Cougars, making their first Rose Bowl appearance in 67 years, pushed national champion and number one ranked Michigan to the last play of the game before falling to the Wolverines 21-16 before 101,219 fans and a world-wide television audience. The victory left Michigan a perfect 13-0 for the season, bumping the Cougars to a 10-2 record. After Michigan thwarted two WSU drives to start the game, the Cougar defense forced a Wolverine punt that would set up WSU's first scoring drive. The Cougs took over on the Michigan 47-yard-line with 6:26 to play in the first quarter. Ryan Leaf completed two passes during the drive, including a 15-yard touchdown toss to Kevin McKenzie with 3:17 left in the first quarter. Rian Lindell's point-after gave WSU the early 7-0 advantage. WSU came close to taking a 14-point lead, but Heisman Trophy winner Charles Woodson halted a WSU drive in the Michigan endzone when he intercepted a Leaf pass from the 12 yard line. The Wolverine's answering scoring drive began from their own 34-yard-line at the 8:04 mark in the second quarter and ended with a 58-yard pass from Bob Griese to Tai Streets that completed the first half scoring. Early in the second half, WSU took over 99 yards from the endzone after Michigan's Jason Vinson dropped a perfect punt just outside the endzone. Shawn Tims put the finishing touches on WSU's 99 yard drive in nine plays, taking a reverse handoff the final 14 yards. Leaf hit four of five passes in the drive that amassed 73 yards. Lindell's PAT attempt was blocked by Michigan's James Hall, leaving the WSU advantage at 13-7. The Wolverines responded immediately, moving the ball on their next possession to their 39 yard-line to set up another Griese-to-Streets touchdown combination, this time 58 yards. Baker's point-after gave Michigan their first lead, 14-13 with 6:07 left in the third quarter. Michigan then padded their lead with a 14-play, 77-yard drive that ended in Griese's third touchdown pass of the game, a 23-yarder to Jerame Tuman. Baker's extra-point kick increased the Michigan advantage to 21-13 with 11:21 to play. Washington State responded immediately with an eight-play, 49-yard drive that set up a 48-yard field goal by Lindell, cutting Michigan's lead to five points, 21-16 with 7:25 remaining. The Wolverines then put together a 51-yard drive that consumed almost seven minutes off the game clock. When Jay Feely's pooch punt rolled dead at the WSU seven-yard-line, the Cougars' victory hopes were 93 yards and 29 seconds away. After two incomplete passes, the Cougars faced third-and-10 with only 16 seconds left. Leaf then found Nian Taylor along the sideline for a gain of 46, to the Michigan 47-yard-line. After a delay of game penalty, Leaf hit Love Jefferson at the Michigan 25 and the Cougar tight end lateraled to a streaking Jason Clayton, who managed nine more yards before being brought down in bounds at Michigan's 16 yard line with 0:02 on the game clock. Out of timeouts, WSU was forced to try and spike the ball on first-down, but officials ruled that the final two seconds slipped away before the ball was effectively downed, thus preventing WSU's one final shot at a major upset.




WASHINGTON STATE	7	0	6	3	16
MICHIGAN	0	7	7	7	21

TEAM	QTR	TIME	SCORING PLAY
WSU	1	3:17	McKenzie 15 pass from Leaf (Lindell kick)
UM	2	7:08	Streets 53 pass from Griese (Baker kick)
WSU	3	8:33	Tims 14 reverse (Lindell kick blocked)
UM	3	5:07	Streets 58 pass from Griese (Baker kick)
UM	4	11:21	Tuman 23 pass from Griese (Baker kick)
WSU	4	7:25	Lindell 48 field goal

TOTAL OFFENSE - WSU 63/398/6.3. UM 71/379/5.3.
RUSHING - WSU 28/98/31/67/1/14: Black 7/24, Gilmore 8/21, Tims 1/14, Leaf 10/35, Clayton 2/4. UM 41/154/26/128/0/28: Howard 19/72, Thomas 7/23, Floyd 5/21, Griese 7/28, Woodson 2/8, Williams 1/2.
PASSING - WSU 35/171/1/331/1/46: Leaf 35/171/1/331/1/46. UM 30/181/1/251/3/58: Griese 30/181/1/251/3/58.
RECEIVING - WSU: C. Jackson 5/89, McKenzie 5/78, McWashington 2/41, Tims 2/9, Taylor 1/46, Gilmore 1/42, Jefferson 1/8, Clayton 0/18. UM: Shaw 5/49, Streets 4/127, Tuman 2/33, Howard 2/13, Thomas 1/14, Woodson 1/7, Campbell 1/7, Williams 1/1.
INTERCEPTIONS - WSU: Thompson 1/0. UM: Woodson 1/0.
PUNTING - WSU: Banks 6/242/40.3/46. UM: Vinson 5/160/32.0/38, Feely 1/23/23.0/23.
PUNT RETURNS - WSU: Tims 1/2. UM: Woodson 3/18.
KICKOFF RETURNS - WSU: None. UM: Thomas 2/38.
SCORING - WSU: McKenzie 6, Tims 6, Lindell 4. UM: Streets 12, Tuman 6, Baker 3.
FIRST DOWNS - WSU: 18/4/13/1. UM: 22/9/12/1.
FUMBLES/LOST - WSU: 2/0. UM: 0/0.
PENALTIES/YARDS - WSU: 4/43. UM: 4/40.
POSSESSION TIME - WSU: 27:46. UM: 32:14.
THIRD-DOWN CONVERSIONS - WSU: 7/15. UM: 10/17.
ATTENDANCE - 101,219.
WSU TACKLERS (T-P-A) - Gleason 9-9-0, Moore 9-8-1, Stewart 8-5-3, Nelson 8-5-3, Thompson 6-5-1, Boose 6-4-2, Bender 5-4-1, R. Jackson 4-4-0, Doyle 4-4-0, Moronkola 4-3-1, Salausa 1-1-0, Price 1-1-0, Phillely 1-1-0, Emerson 1-0-1, K. Moore 1-0-1.
WSU SACKS - B. Moore 1/15.
WSUTFL - B. Moore 4/21, Boose 3/7, Boose 1/1

#13 WSU 33, PURDUE 27

December 31, 2001, El Paso, Texas - The WSU Cougars picked up their fourth bowl victory in their last five bowl games with a 33-27 win over the Purdue Boilermakers before 47,812 fans at the Wells Fargo Sun Bowl...Lamont Thompson, with two interceptions, five deflections and 10 tackles, was named the game's MVP winner, while Drew Dunning picked up the Special Teams trophy after booting four field goals and three extra points...the Cougs notched five sacks and held Purdue to 55 rushing yards...forced to the air, Kyle Orton responded with bowl records for passes, 74, completions, 38, and yards, 419...he threw two TD passes, but was picked off twice each by Thompson and Jason David...meanwhile Jason Gesser led WSU with 281 passing yards, 137 in the third quarter when the Cougs rebounded from a 20-17 halftime deficit to run off 16 straight points.



PURDUE	0	20	0	7	27
WASHINGTON STATE	14	3	13	3	33


TEAM	QTR	TIME	SCORING PLAY
WSU	1	13:10	David 45 interception return (Dunning kick)
WSU	1	6:53	Bush 46 pass from Gesser (Dunning kick)
PU	2	12:54	Lowe 1 run (Dorsch kick)
PU	2	7:24	Dorsch 28 field goal
WSU	2	4:17	Dunning 47 field goal
PU	2	1:56	Stubblefield 3 pass from Orton (Dorsch kick)
PU	2	0:37	Dorsch 50 field goal
WSU	3	3:23	Dunning 34 field goal
WSU	3	3:04	Gesser 1 run (Dunning kick)
WSU	3	1:21	Dunning 30 field goal
WSU	4	7:37	Dunning 37 field goal
PU	4	1:53	Stubblefield 51 pass from Orton (Dorsch kick)

TOTAL OFFENSE - WSU: 68/362/5.3. PURDUE: 107/474/4.4.
RUSHING - WSU 27/81: Minnich 17/51, Cox 1/20, McElrath 1/13, Kegel 1/3, Gesser 4/-2, team 3/-4. PURDUE 32/55: Lowe 17/45, Harris 5/27, Team 1/0, Orton 9/-17.
PASSING - WSU 41/15/3/281/1/46: Gesser 40/15/3/281/1/46, Kegel 1/0/0/0/0. PURDUE 75/38/4/419/2/65.
RECEIVING - WSU: Riley 6/65, McElrath 5/116, Minnich 3/54, Bush 1/46. PURDUE: Standeford 12/103, Stratton 12/86, Stubblefield 9/196, Morales 3/27, James 1/4, Rhinehart 1/3.
INTERCEPTIONS - WSU: Thompson 2/1, David 2/73. PURDUE: Rogers 2/1, Reeves 1/0.
PUNTING - WSU: Cox 6/266/44.3/62. PURDUE: Kurz 2/56/28.0/32, Dorsch 4/177/44.2/60.
PUNT RETURNS - WSU: Coleman 5/29. PURDUE: Morales 4/31.
KICKOFF RETURNS - WSU: Newman 2/32, Coleman 2/48. PURDUE: Stubblefield 2/48.
SCORING - WSU: Dunning 15, BUSH 6, Gesser 6, David 6. PURDUE: Stubblefield 12, Dorsch 9, Lowe 6.
FIRST DOWNS - WSU: 15/3/9/3. PURDUE: 28/5/19/4.
FUMBLES/LOST - WSU: 2/1. PURDUE 2/1.
PENALTIES/YARDS - WSU: 9/85. PURDUE: 7/49.
POSSESSION TIME - WSU: 26:08. PURDUE: 33:52.
THIRD-DOWN CONVERSIONS - WSU: 2/15. PURDUE: 13/27.
ATTENDANCE - 47,812.
WSU TACKLERS (T-P-A) - Trufant 10/4/2, Thompson 8/4/4, Smith 7/3/4, Price 7/4/3, David 6/5/1, Newman 5/3/2, Nguae 5/3/2, Brown 4/3/1, Acholonu 4/1/3, Tupai 4/1/3, Williams 3/3/0, Coleman 3/2/1, Tuupo 3/1/2, Genatone 3/0/3, Shavies 2/2/0, Knotts 1/1/0, Lunde 1/0/1, Dillon 1/0/1, Long 1/0/1, Marong 1/0/1.
WSU SACKS - Shavies 1/8, Tupai 1/7, Newman 1/6, Brown 1/5, Williams 1/3, Smith 0.5/0.
WSUTFL - Shavies 3/12, Tupai 1/7, Newman 1/6, Long 1/6, Brown 1/4, Williams 1/3.

Bowl Results

#8 OKLAHOMA 34, #7 WSU 14

January 1, 2003, Pasadena, Calif. – Oklahoma's vaunted defense stifled Washington State's high-flying passing attack and captured the 89th Rose Bowl Game 34-14 in front of 86,848 fans New Year's Day. The Sooners broke the game open with a pair of touchdowns inside the two-minute mark of the first half. The first came on a 12-yard touchdown pass from Nate Hybl, the game's most valuable player. Antonio Perkins extended OU's lead to 17-0 with a 51-yard punt return just :42 seconds later. Hybl connected on 19 of 29 passes for 240 yards and two touchdowns. Sooner running back Quentin Griffin carried the ball 30 times for 144 yards. WSU quarterback Jason Gesser finished his career by completing 17 of 34 passes for 240 yards and a touchdown. Sammy Moore provided the game's final highlight, returning an OU kick 89 yards for a score with just 1:15 remaining. Linebacker Teddy Lehman led the Big XII Champions with six tackles, including two sacks, while free safety Erik Coleman recorded 10 tackles and recovered a fumble for the Cougars.



OKLAHOMA	3	14	3	14	34
WASHINGTON STATE	0	0	0	14	14

TEAM	OT	TIME	SCORING PLAY
OU	1	12:13	DiCarlo 45 field goal
OU	2	1:51	Savage 12 pass from Hybl (DiCarlo kick)
OU	2	1:09	Perkins 51 punt return (DiCarlo kick)
OU	3	8:06	DiCarlo 30 field goal
OU	4	8:02	Fagan 9 pass from Hybl (DiCarlo kick)
WSU	4	6:08	Riley 37 pass from Gesser (Dunning kick)
OU	4	1:29	Griffin 19 run (DiCarlo kick)
WSU	4	1:15	Moore 89 kickoff return (Dunning kick)

TOTAL OFFENSE – WSU 55/243/4.4. OU 75/386/5.1.

RUSHING – WSU 21/75/71/4/14: Green 8/45, Tippins 2/12, Smith 2/2, Riley 2/-8, Gesser 7/-47. OU Griffin 30/144, Jones 6/6, Thompson 1/4, Works 2/4, Runnels 1/2, Hybl 6/-14.

PASSING – WSU 34/17/2/239/1/37: Gesser 34/17/2/239/1/37. OU 29/19/0/240/2/57: Hybl 29/19/0/240/2/57.

RECEIVING – WSU: Riley 9/139, Darling 5/75, Lunde 2/17, Bush 1/8. OU: Smith 5/38, Savage 4/52, Peoples 3/80, Fagan 3/31, Griffin 2/5, Moses 1/19, Wilson 1/15.

INTERCEPTIONS – WSU: none. OU: Everage 1/15, Woolfolk 1/0.

PUNTING – WSU: Basler 6/276/46.0/59. OU: Ferguson 4/131/32.8.

PUNT RETURNS – WSU: Trufant 2/10. OU: Perkins 4/90.

KICKOFF RETURNS – WSU: Moore 2/90, Smith 3/24. OU: Perkins 1/22.

SCORING: WSU: Riley 6, Moore 6, Dunning 2. OU: DiCarlo 10, Savage 6, Perkins 6, Fagan 6, Griffin 6.

FIRST DOWNS – WSU 11/2/8/1. OU 19/8/9/2.

FUMBLES/LOST – WSU 3/1. OU 2/1.

PENALTIES/YARDS – WSU 9/52. OU 4/28.

POSSESSION TIME – WSU 22:46. OU 37:14.

THIRD-DOWN CONVERSIONS – WSU 2/11. OU 9/20.

ATTENDANCE – 86,848


WSU TACKLERS – Coleman 10/4/6, V. Williams 9/6/3, M. Davis 7/4/3, Long 5/5/0, Trufant 5/5/0, Bennett 5/3/2, David 4/3/1, I. Davis 3/3/0, J. Williams 3/3/0, F. Shavies 3/3/0, Derting 3/2/1, Genatone 3/2/1, Abdullah 2/2/0, Kongaika 2/2/0, Tupai 2/0/2, Nettles 2/0/2, Basler 1/0/1, J. Shavies 1/0/1, Roche, 1/0/1, Boyer 1/0/1, Sperry 1/0/1, Bienemann 1/0/1, Paymah 1/0/1.

WSU SACKS – J. Williams 2/-16, Kongaika 1/-11.

WSU TFL – J. Williams 3/-17, F. Shavies 2/-3, M. Davis 1/-3, Long 1/-3, Bennett 1/-4, Genatone 1/-2, Kongaika 1/-11, Tupai 1/-1.

#15 WSU 28, #5 TEXAS 20

December 30, 2003, San Diego, Calif. – Washington State reached the 10-win plateau for the third time in as many seasons with a 28-20 comeback victory over Texas in the Pacific Life Holiday Bowl. Facing a 10-7 halftime deficit, the Cougars rallied to score three touchdowns in the third quarter and take a 26-10 lead into the final stanza. The second half fireworks began with a 54-yard touchdown pass from Matt Kegel to Sammy Moore with just over nine minutes left in the third. WSU used a trick play to get in the end zone once again four minutes later. Kegel lined up under center, but instead of taking the snap, ran in motion to the right sideline, leaving running back Jonathan Smith alone in the backfield. Smith fumbled the snap, but recovered and ran 12 yards for a touchdown. Two Texas possessions later, the WSU defense continued the onslaught when Jason David recovered a fumble and took it 18 yards for the Cougs' final touchdown of the game. Washington State's defense forced a fourth quarter safety to push its total to 28. Moore earned most valuable offensive player honors after converting both of his catches for touchdowns and setting up another with a 51-yard punt return. Sophomore Kyle Basler was named the game's most valuable defensive player after pinning the Longhorns inside their own five on four occasions.



WASHINGTON STATE	0	7	19	2	28
TEXAS	0	10	0	10	20

TEAM	QT	TIME	SCORING PLAY
UT	2	12:21	Benson 1 run (Pino kick)
WSU	2	:59	Moore 12 pass from Kegel (Dunning kick)
UT	2	:04	Pino 39 field goal
WSU	3	9:23	Moore 54 pass from Kegel (Dunning fail)
WSU	3	5:50	Smith 12 run (Dunning kick)
WSU	3	2:20	David 18 fumble recovery (Dunning block)
UT	4	13:32	Pino 19 field goal
WSU	4	8:41	Team safety
UT	4	4:29	Williams 30 pass from Mock (Pino kick)

TOTAL OFFENSE – WSU 65/360/5.5 UT 89/327/3.

RUSHING – WSU 33/162/5/157/1/17: Smith 21/110/1, Bruhn 10/44, Kegel 2/3. UT 40/211/80/131/1/48: Benson 22/83/1, V. Young 9/50, S. Young 1/48, Williams 1/11, Jeffery 1/3, Mock 6/-64.

PASSING – WSU 32/18/2/203/2/54: Kegel 32/18/2/203/2/54. UT 49/20/0/196/1/46: Mock 35/14/0/181/1/46, V. Young 14/6/0/15/0/6.

RECEIVING – WSU: Smith 5/51, Lunde 3/39, Darling 3/26, Harvey 3/15, Moore 2/66/2, Bienemann 2/6. UT: Williams 9/97/1, S. Thomas 4/20, Johnson 3/41, Melton 1/13, Benson 1/12, S. Young 1/9, Scaife 1/4.

INTERCEPTIONS – WSU: none. UT: Crowder 1/0, Geiggar 1/0.

PUNTING – WSU: Basler 7/281/40.1/56. UT: McGee 5/217/43.4/48, Team 1/36/36.0/36.

PUNT RETURNS – WSU: Moore 4/68/17.0/51. UT: S. Young 1/20/20.0/20.

KICKOFF RETURNS – WSU: Moore 5/59/11.4/22. UT: S. Young 3/74/24.6/29, Melton 1/16/16.0/16, Brown 1/15/15.0/15.

SCORING – WSU: Moore 12, David 6, Smith 6, Dunning 2, Team 2. UT: Pino 8, Benson 6, Williams 6.

FIRST DOWNS – WSU: 19/8/11/0. UT: 22/13/7/2.

FUMBLES/LOST – WSU: 0/0. UT: 5/3.

PENALTIES/YARDS – WSU: 6/68. UT: 4/24.

POSSESSION TIME – WSU: 20:41. UT: 39:19.

THIRD-DOWN CONVERSIONS – WSU: 6/14. UT: 8/21.

ATTENDANCE – 61,102

WSU TACKLERS (T-P-A) – V. Williams 10/6/4, Jackson 10/5/5, Coleman 8/7/1, Cook 6/3/3, Acholonu 4/4/0, Derting 4/4/0, Brown 4/3/1, J. Williams 4/3/1, Paymah 4/2/2, David 3/3/0, Genatone 3/2/1, Bohannon 2/2/0, Hill 2/1/1, Tupai 2/1/1, Davis 1/1/0, Siderius 1/1/0, Frampton 1/1/0, Darling 1/1/0, Bennett 1/1/0, Bruce 1/0/1, Wagner 1/0/1.

WSU SACKS – Acholonu 3/-30, Jackson 1/-11, Coleman 1/-5, Derting 1/-9, Tupai 1/-9.

WSU TFL – Acholonu 3/-30, Jackson 2/-11, Coleman 1/-5, Derting 1/-9, J. Williams 1/-2, Genatone 1/-1, Tupai 1/-9, V. Williams .5/-1, Cook .5/-1.



Bowl Records - Individual

PASS ATTEMPTS

1.	46	Drew Bledsoe; Utah, 1992
2.	40	Jason Gesser; Purdue, 2001
3.	36	Timm Rosenbach; Houston, 1988
4.	35	Chad Davis; Baylor, 1994
5.	35	Ryan Leaf; Michigan, 1998

PASS COMPLETIONS

1.	30	Drew Bledsoe; Utah, 1992
2.	27	Chad Davis; Baylor, 1994
3.	19	Timm Rosenbach; Houston, 1988
4.	18	Matt Kegel; Texas, 2003
5.	17	Ryan Leaf; Michigan, 1998
	17	Jason Gesser; Oklahoma, 2003

PASSING YARDS

1.	476	Drew Bledsoe; Utah, 1992
2.	331	Ryan Leaf; Michigan, 1998
3.	306	Timm Rosenbach; Houston, 1988
4.	286	Chad Davis; Baylor, 1994
5.	281	Jason Gesser; Purdue, 2001

PASSING TOUCHDOWNS

1.	2	Drew Bledsoe; Utah, 1992
	2	Matt Kegel; Texas, 2003
3.	1	Timm Rosenbach; Houston, 1988
	1	Ryan Leaf; Michigan, 1998
	1	Jason Gesser; Purdue, 2001
	1	Jason Gesser; Oklahoma, 2003

PASSES INTERCEPTED

1.	3	Jason Gesser; Purdue, 2001
2.	2	Clete Casper; BYU, 1981
	2	Jason Gesser; Oklahoma, 2003
	2	Matt Kegel; Texas, 2003
5.	1	Ryan Leaf; Michigan, 1998
	1	Drew Bledsoe; Utah, 1992
	1	Timm Rosenbach; Houston, 1988

LONGEST PASSES

1.	87	Drew Bledsoe; Utah, 1992
2.	54	Matt Kegel; Texas, 2003
3.	46	Chad Davis; Baylor, 1994
4.	46	Ryan Leaf; Michigan, 1998
5.	46	Jason Gesser; Purdue, 2001

RUSH ATTEMPTS

1.	33	Steve Broussard; Houston, 1988
2.	27	Shambe Wright-Fair; Utah, 1992
3.	17	Dave Minnich; Purdue, 2001
4.	14	Don LaBomme; BYU, 1981
	14	Timm Rosenbach; Houston, 1988

NET RUSHING YARDS

1.	139	Steve Broussard; Houston, 1988
2.	123	Shambe Wright-Fair; Utah, 1992
3.	110	Jonathan Smith; Texas, 2003
4.	92	Ricky Turner; BYU, 1981
5.	79	Don LaBomme; BYU, 1981

RUSHING TOUCHDOWNS

1.	2	Ricky Turner; BYU, 1981
	2	Shambe Wright-Fair; Utah, 1992
3.	1	10 players

LONGEST RUSHES

1.	27	Steve Broussard; Houston, 1988
2.	20	Shambe Wright-Fair; Utah, 1992
3.	20	Alan Cox; Purdue, 2001
4.	18	Don LaBomme; BYU, 1981
5.	17	Jonathan Smith; Texas, 2003
	17	Ricky Turner; BYU, 1981

RECEPTIONS

1.	9	Jerome Riley; Oklahoma, 2003
2.	8	Tim Stallworth; Houston, 1988
	8	C.J. Davis; Utah, 1992
4.	7	Phillip Bobo; Utah, 1992
5.	6	Shambe Wright-Fair; Utah, 1992
	6	Jerome Riley; Purdue, 2001

RECEPTION YARDS

1.	212	Phillip Bobo; Utah, 1992
2.	139	Jerome Riley; Oklahoma, 2003
3.	134	C. J. Davis; Utah, 1992
4.	120	Tim Stallworth; Houston, 1988
5.	116	Nakoa McElrath; Purdue, 2001

TOUCHDOWN RECEPTIONS

1.	2	Phillip Bobo; Utah, 1992
	2	Sammy Moore; Texas, 2003
3.	1	Victor Wood; Houston, 1988
	1	Kevin McKenzie; Michigan, 1998
	1	Mike Bush; Purdue, 2001
	1	Jerome Riley; Oklahoma, 2003

LONGEST RECEPTIONS

1.	87	Phillip Bobo; Utah, 1992
2.	54	C. J. Davis; Utah, 1992
3.	54	Sammy Moore; Texas, 2003
4.	46	Chad Carpenter; Baylor, 1994
5.	46	Mike Bush; Purdue, 2001

TOTAL TACKLES

1.	12	Anthony McClanahan; Utah, 1992
2.	11	Raonall Smith; Purdue, 2001
3.	10	Ron Childs; Baylor, 1994
	10	Lamont Thompson; Purdue, 2001
	10	Erik Coleman; Oklahoma, 2003
	10	Donnie Jackson; Texas, 2003
	10	Virgil Williams; Texas, 2003

SOLO TACKLES

1.	9	Steve Gleason; Michigan, 1998
2.	8	Brent White; BYU, 1981
	8	Ron Childs; Utah, 1992
	8	Ron Childs; Baylor, 1994
	8	Billy Newman; Purdue, 2001

ASSISTED TACKLES

1.	6	Erik Coleman; Oklahoma, 2003
2.	5	Anthony McClanahan; Utah, 1992
	5	Raonall Smith; Purdue, 2001
	5	Donnie Jackson; Texas, 2003
5.	4	Three Players

TACKLES FOR LOSSES/YARDS

1.	4/21	Brandon Moore; Michigan, 1998
2.	3/30	D.D. Acholonu; Texas, 2003
	3/17	Jeremey Williams; Oklahoma, 2003
	3/12	Fred Shavies; Purdue, 2001
	3/11	Donnie Jackson; Texas, 2003
	3/7	Dorian Boose; Michigan, 2003

SACKS/YARDS

1.	3/30	D.D. Acholonu; Texas, 2003
2.	2/20	Matt Elisara; BYU, 1981
	2/16	Jeremey Williams; Oklahoma, 2003
4.	1	16 Players

INTERCEPTIONS

1.	2	Jason David; Purdue, 2001
	2	Lamont Thompson; Purdue, 2001
3.	1	Shawn Landrum; Houston, 1988
	1	Vernon Todd; Houston, 1988
	1	Lamont Thompson; Michigan,

INTERCEPTION RETURN YARDS

1.	73	Jason David; Purdue, 2001
2.	27	Shawn Landrum; Houston, 1988
3.	11	Todd Jensen; Baylor, 1994
4.	4	Vernon Todd; Houston, 1988
5.	1	Lamont Thompson; Purdue, 2001

LONG INTERCEPTION RETURNS

1.	45	Jason David; Purdue, 2001
2.	27	Shawn Landrum; Houston, 1988
3.	11	Todd Jensen; Baylor, 1994
4.	4	Vernon Todd; Houston, 1988
5.	1	Lamont Thompson; Purdue, 2001

PASSES DEFENDED

1.	5	Lamont Thompson; Purdue, 2001
	5	Jason David; Purdue, 2001
3.	4	Torey Hunter; Baylor, 1994
4.	3	Erik Coleman; Texas, 2003
5.	2	Six Players

PUNT RETURNS

1.	6	Billy Gribble; BYU, 1981
2.	5	Erik Coleman; Purdue, 2001
3.	4	Sammy Moore; Texas, 2003
4.	3	Victor Wood; Houston, 1988
5.	2	Torey Hunter; Utah, 1992
	2	Marcus Trufant; Oklahoma, 2003

PUNT RETURN YARDS

1.	68	Sammy Moore; Texas, 2003 (4)
2.	52	Victor Wood; Houston, 1988 (3)
3.	39	Billy Gribble; BYU, 1981 (6)
4.	29	Erik Coleman; Purdue, 2001 (5)
5.	10	Marcus Trufant; Oklahoma, 2003 (2)

LONG PUNT RETURNS

1.	51	Sammy Moore; Texas, 2003
2.	40	Victor Wood; Houston, 1988
3.	15	Billy Gribble; BYU, 1981
4.	12	Erik Coleman; Purdue, 2001
5.	8	Sammy Moore; Texas, 2003
	8	Sammy Moore; Texas, 2003

KICKOFF RETURNS

1.	5	Victor Wood; Houston, 1988
2.	5	Sammy Moore; Texas, 2003
3.	4	Don LaBomme; BYU, 1981
4.	3	Jonathan Smith; Oklahoma, 2003
5.	2	Four players

KICKOFF RETURN YARDS

1.	123	Victor Wood; Houston, 1988 (5)
2.	106	Don LaBomme; BYU, 1981 (4)
3.	90	Sammy Moore; Oklahoma, 2003 (2)
4.	59	Sammy Moore; Texas, 2003 (5)
5.	48	Erik Coleman; Purdue, 2001 (2)

LONG KICKOFF RETURNS

1.	89	Sammy Moore; Oklahoma, 2003
2.	35	Victor Wood; Houston, 1988
3.	33	Don LaBomme; BYU, 1981
4.	24	Erik Coleman; Purdue, 2001
5.	22	Sammy Moore; Texas, 2003

TOUCHDOWNS - KICK RETURNS

1.	1	Sammy Moore; Oklahoma, 2003
----	---	-----------------------------

PAT KICKS/ATTEMPTS

1.	4/4	Aaron Price; Utah, 1992
2.	3/3	Jason Hanson; Houston, 1988
	3/3	Drew Dunning; Purdue, 2001
4.	2/2	Ward Leland; BYU, 1981
	2/2	Drew Dunning; Oklahoma, 2003
5.	2/4	Drew Dunning; Texas, 2003

FIELD GOALS/ATTEMPTS

1.	4/4	Drew Dunning; Purdue, 2001
2.	1/1	Hanson; Houston, 1988
	1/1	Rian Lindell; Michigan, 1998
4.	1/2	Aaron Price; Utah, 1992
	1/2	Tony Truant; Baylor, 1994

LONGEST FIELD GOALS

1.	48	Rian Lindell; Michigan, 1998
2.	47	Drew Dunning; Purdue, 2001
3.	37	Tony Truant; Baylor, 1994
4.	37	Drew Dunning; Purdue, 2001
5.	34	Drew Dunning; Purdue, 2001

Bowl Records - Individual

MOST PUNTS

1. 7 Kyle Basler; Texas, 2003)
2. 6 Rob Myers; Houston, 1988)
- 6 Steve Johnston; Utah, 1992)
- 6 George Martin; Baylor, 1994)
- 6 Jeff Banks; Michigan, 1998)
- 6 Alan Cox; Purdue, 2001)
- 6 Kyle Basler; Oklahoma, 2003)

PUNTING YARDS

1. 281 Kyle Basler; Texas, 2003)
2. 276 Rob Myers; Houston, 1988)
- 276 Kyle Basler; Oklahoma, 2003)
4. 266 Alan Cox; Purdue, 2001)
5. 242 Jeff Banks; Michigan, 1998)

PUNTING AVERAGE

1. 46.0 Rob Myers; Houston, 1988
(6/276)
- 46.0 Kyle Basler; Oklahoma, 2003
(6/276)
3. 44.3 Alan Cox; Purdue, 2001 (6/266)
4. 40.3 Jeff Banks; Michigan, 1998
(6/242)
5. 40.1 Kyle Basler; Texas, 2003 (7/281)

LONG PUNTS

1. 62 Alan Cox; Purdue, 2001
2. 59 Kyle Basler; Oklahoma, 2003
3. 56 Kyle Basler; Texas, 2003
4. 53 Don LaBomme; BYU, 1981
5. 53 Rob Myers; Houston, 1988



Bowl Game Records - Team

PASSES ATTEMPTED

1.	48	Utah, 1992 Copper Bowl
2.	41	Purdue, 2001 Sun Bowl
3.	36	Houston, 1988 Aloha Bowl
4.	35	Baylor, 1994 Alamo Bowl
	35	Michigan, 1998 Rose Bowl
6.	34	Oklahoma, 2003 Rose Bowl
7.	32	Texas, 2003 Holiday Bowl
8.	25	BYU, 1981 Holiday Bowl

PASSES COMPLETED

1.	32	Utah, 1992 Copper Bowl
2.	27	Baylor, 1994 Alamo Bowl
3.	19	Houston, 1988 Aloha Bowl
4.	18	Texas, 2003 Holiday Bowl
5.	17	Michigan, 1998 Rose Bowl
	17	Oklahoma, 2003 Rose Bowl
7.	15	Purdue, 2001 Sun Bowl
8.	8	BYU, 1981 Holiday Bowl

NET YARDS PASSING

1.	492	Utah, 1992 Copper Bowl
2.	331	Michigan, 1998 Rose Bowl
3.	306	Houston, 1988 Aloha Bowl
4.	286	Baylor, 1994 Alamo Bowl
5.	281	Purdue, 2001 Sun Bowl
6.	239	Oklahoma, 2003 Rose Bowl
7.	203	Texas, 2003 Holiday Bowl
8.	106	BYU, 1981 Holiday Bowl

PASSES HAD INTERCEPTED

1.	3	Purdue, 2001 Sun Bowl
2.	2	BYU, 1981 Holiday Bowl
	2	Oklahoma, 2003 Rose Bowl
	2	Texas, 2003 Holiday Bowl
5.	1	Houston, 1988 Aloha Bowl
	1	Utah, 1992 Copper Bowl
	1	Michigan, 1998 Rose Bowl

RUSHING ATTEMPTS

1.	56	Houston, 1988 Aloha Bowl
2.	53	BYU, 1981 Holiday Bowl
3.	41	Utah, 1992 Copper Bowl
4.	33	Texas, 2003 Holiday Bowl
5.	31	Baylor, 1994 Alamo Bowl
6.	28	Michigan, 1998 Rose Bowl
7.	27	Purdue, 2001 Sun Bowl
8.	21	Oklahoma, 2003 Rose Bowl

YARDS GAINED RUSHING

1.	258	BYU, 1981 Holiday Bowl
2.	216	Houston, 1988 Aloha Bowl
3.	164	Utah, 1992 Copper Bowl
4.	162	Texas, 2003 Holiday Bowl
5.	98	Michigan, 1998 Rose Bowl
6.	94	Purdue, 2001 Sun Bowl
7.	75	Oklahoma, 2003 Rose Bowl
8.	51	Baylor, 1994 Alamo Bowl

YARDS LOST RUSHING

1.	71	Oklahoma, 2003 Rose Bowl
2.	62	Houston, 1988 Aloha Bowl
3.	44	Baylor, 1994 Alamo Bowl
4.	31	Michigan, 1998 Rose Bowl
5.	20	Utah, 1992 Copper Bowl
6.	13	BYU, 1981 Holiday Bowl
	13	Purdue, 2001 Sun Bowl
8.	5	Texas, 2003 Holiday Bowl

NET YARDS RUSHING

1.	245	BYU, 1981 Holiday Bowl
2.	157	Texas, 2003 Holiday Bowl
3.	154	Houston, 1988 Aloha Bowl
4.	144	Utah, 1992 Copper Bowl
5.	81	Purdue, 2001 Sun Bowl
6.	67	Michigan, 1998 Rose Bowl
7.	7	Baylor, 1994 Alamo Bowl
8.	4	Oklahoma, 2003 Rose Bowl

FIRST DOWNS - TOTAL

1.	28	Utah, 1992 Copper Bowl
2.	23	Houston, 1988 Aloha Bowl
	23	BYU, 1981 Holiday Bowl
4.	19	Texas, 2003 Holiday Bowl
5.	18	Michigan, 1998 Rose Bowl
6.	15	Purdue, 2001 Sun Bowl
7.	14	Baylor, 1994 Alamo Bowl
8.	11	Oklahoma, 2003 Rose Bowl

FIRST DOWNS - RUSHING

1.	17	BYU, 1981 Holiday Bowl
2.	10	Utah, 1992 Copper Bowl
3.	9	Houston, 1988 Aloha Bowl
4.	8	Texas, 2003 Holiday Bowl
5.	5	Purdue, 2001 Sun Bowl
6.	4	Michigan, 1998 Rose Bowl
7.	2	Oklahoma, 2003 Rose Bowl
8.	1	Baylor, 1994 Alamo Bowl

FIRST DOWNS - PASSING

1.	16	Utah, 1992 Copper Bowl
2.	13	Houston, 1988 Aloha Bowl
	13	Michigan, 1998 Rose Bowl
4.	12	Baylor, 1994 Alamo Bowl
5.	11	Texas, 2003 Holiday Bowl
6.	9	Purdue, 2001 Sun Bowl
7.	8	Oklahoma, 2003 Rose Bowl
8.	3	BYU, 1981 Holiday Bowl

FIRST DOWNS - PENALTY

1.	3	BYU, 1981 Holiday Bowl
	3	Purdue, 2001 Sun Bowl
3.	2	Utah, 1992 Copper Bowl
4.	1	Houston, 1988 Aloha Bowl
	1	Baylor, 1994 Alamo Bowl
	1	Michigan, 1998 Rose Bowl
	1	Oklahoma, 2003 Rose Bowl
8.	0	Texas, 2003 Holiday Bowl

TOTAL OFFENSIVE PLAYS

1.	92	Houston, 1988 Aloha Bowl
2.	89	Utah, 1992 Copper Bowl
3.	78	BYU, 1981 Holiday Bowl
4.	68	Purdue, 2001 Sun Bowl
5.	66	Baylor, 1994 Alamo Bowl
6.	65	Texas, 2003 Holiday Bowl
7.	63	Michigan, 1998 Rose Bowl
8.	55	Oklahoma, 2003 Rose Bowl

NET TOTAL OFFENSE

1.	636	Utah, 1992 Copper Bowl
2.	460	Houston, 1988 Aloha Bowl
3.	398	Michigan, 1998 Rose Bowl
4.	362	Purdue, 2001 Sun Bowl
5.	360	Texas, 2003 Holiday Bowl
6.	351	BYU, 1981 Holiday Bowl
7.	293	Baylor, 1994 Alamo Bowl
8.	247	Oklahoma, 2003 Rose Bowl

AVERAGE YARDS PER PLAY

1.	7.1	Utah, 1992 Copper Bowl
2.	6.3	Michigan, 1998 Rose Bowl
3.	5.5	Texas, 2003 Holiday Bowl
4.	5.3	Purdue, 2001 Sun Bowl
5.	5.0	Houston, 1988 Aloha Bowl
6.	4.50	BYU, 1981 Holiday Bowl
7.	4.49	Oklahoma, 2003 Rose Bowl
8.	4.4	Baylor, 1994 Alamo Bowl

FUMBLES/LOST

1.	4/2	Utah, 1992 Copper Bowl
2.	3/1	Baylor, 1994 Alamo Bowl
	3/1	Oklahoma, 2003 Rose Bowl
4.	2/1	Houston, 1988 Aloha Bowl
	2/1	Purdue, 2001 Sun Bowl
	2/0	Michigan, 1998 Rose Bowl
7.	0/0	BYU, 1981 Holiday Bowl
	0/0	Texas, 2003 Holiday Bowl

FUMBLES RETURNED

1.	1/18	Texas, 2003 Holiday Bowl
	1/15	Utah, 1992 Copper Bowl
	1/0	BYU, 1981 Holiday Bowl
	1/0	Houston, 1988 Aloha Bowl
5.	0/0	Baylor, 1994 Alamo Bowl
	0/0	Michigan, 1998 Rose Bowl
	0/0	Purdue, 2001 Sun Bowl
	0/0	Oklahoma, 2003 Rose Bowl

PENALTIES/YARDS

1.	18/136	Utah, 1992 Copper Bowl
2.	15/110	Baylor, 1994 Alamo Bowl
3.	11/95	Houston, 1988 Aloha Bowl
4.	9/85	Purdue, 2001 Sun Bowl
	9/52	Oklahoma, 2003 Rose Bowl
6.	6/68	Texas, 2003 Holiday Bowl
7.	5/45	BYU, 1981 Holiday Bowl
8.	4/43	Michigan, 1998 Rose Bowl

PUNTS

1.	8	BYU, 1981 Holiday Bowl
2.	7	Baylor, 1994 Alamo Bowl
	7	Texas, 2003 Holiday Bowl
4.	6	Houston, 1988 Aloha Bowl
	6	Utah, 1992 Copper Bowl
	6	Michigan, 1998 Rose Bowl
	6	Purdue, 2001 Sun Bowl
	6	Oklahoma, 2003 Rose Bowl

PUNT YARDS

1.	327	BYU, 1981 Holiday Bowl
2.	281	Texas, 2003 Holiday Bowl
3.	276	Houston, 1988 Aloha Bowl
	276	Oklahoma, 2003 Rose Bowl
5.	266	Purdue, 2001 Sun Bowl
6.	242	Michigan, 1998 Rose Bowl
7.	236	Baylor, 1994 Alamo Bowl
8.	219	Utah, 1992 Copper Bowl

PUNTING AVERAGE

1.	46.0	Houston, 1988 Aloha Bowl
	46.0	Oklahoma, 2003 Rose Bowl
3.	44.3	Purdue, 2001 Sun Bowl
4.	40.9	BYU, 1981 Holiday Bowl
5.	40.3	Michigan, 1998 Rose Bowl
6.	40.1	Texas, 2003 Holiday Bowl
7.	36.5	Utah, 1992 Copper Bowl
8.	33.7	Baylor, 1994 Alamo Bowl

PUNT RETURNS

1.	6	BYU, 1981 Holiday Bowl
2.	5	Purdue, 2001 Sun Bowl
3.	4	Texas, 2003 Holiday Bowl
4.	3	Houston, 1988 Aloha Bowl
5.	2	Utah, 1992 Copper Bowl
	2	Oklahoma, 2003 Rose Bowl
7.	1	Baylor, 1994 Alamo Bowl
	1	Michigan, 1998 Rose Bowl

PUNT RETURN YARDS

1.	68	Texas, 2003 Holiday Bowl
2.	52	Houston, 1988 Aloha Bowl
3.	39	BYU, 1981 Holiday Bowl
4.	29	Purdue, 2001 Sun Bowl
5.	10	Oklahoma, 2003 Rose Bowl
6.	2	Baylor, 1994 Alamo Bowl
7.	2	Michigan, 1998 Rose Bowl
8.	-2	Utah, 1992 Copper Bowl

PUNT RETURN AVERAGE

1.	17.3	Houston, 1988 Aloha Bowl
2.	17.0	Texas, 2003 Holiday Bowl
3.	6.5	BYU, 1981 Holiday Bowl
4.	5.8	Purdue, 2001 Sun Bowl
5.	5.0	Oklahoma, 2003 Rose Bowl
6.	2.0	Baylor, 1994 Alamo Bowl
	2.0	Michigan, 1998 Rose Bowl
8.	-1.0	Utah, 1992 Copper Bowl

Bowl Game Records - Team

KICKOFF RETURNS

1.	5	Houston, 1988 Aloha Bowl
	5	Oklahoma, 2003 Rose Bowl
	5	Texas, 2003 Holiday Bowl
4.	4	BYU, 1981 Holiday Bowl
	4	Utah, 1992 Copper Bowl
	4	Purdue, 2001 Sun Bowl
7.	2	Baylor, 1994 Alamo Bowl
8.	0	Michigan, 1998 Rose Bowl

KICKOFF RETURNS YARDS

1.	123	Houston, 1988 Aloha Bowl
2.	114	Oklahoma, 2003 Rose Bowl
3.	106	BYU, 1981 Holiday Bowl
4.	80	Purdue, 2001 Sun Bowl
5.	62	Utah, 1992 Copper Bowl
6.	59	Texas, 2003 Holiday Bowl
7.	28	Baylor, 1994 Alamo Bowl
8.	0	Michigan, 1998 Rose Bowl

KICKOFF RETURN AVERAGE

1.	26.5	BYU, 1981 Holiday Bowl
2.	24.6	Houston, 1988 Aloha Bowl
3.	22.8	Oklahoma, 2003 Rose Bowl
4.	20.0	Purdue, 2001 Sun Bowl
5.	15.5	Utah, 1992 Copper Bowl
6.	14.0	Baylor, 1994 Alamo Bowl
7.	11.8	Texas, 2003 Holiday Bowl
8.	0.0	Michigan, 1998 Rose Bowl

INTERCEPTIONS/YARDS RET

1.	4/74	Purdue, 2001 Sun Bowl
2.	2/31	Houston, 1988 Aloha Bowl
	2/11	Baylor, 1994 Alamo Bowl
4.	1/0	Michigan, 1998 Rose Bowl
5.	0/0	BYU, 1981 Holiday Bowl
	0/0	Utah, 1992 Copper Bowl
	0/0	Oklahoma, 2003 Rose Bowl
	0/0	Texas, 2003 Holiday Bowl

SACKS BY DEFENSE

1.	7/64	Texas, 2003 Holiday Bowl
2.	5/28	Purdue, 2001 Sun Bowl
3.	3/27	Oklahoma, 2003 Rose Bowl
	3/24	Houston, 1988 Aloha Bowl
	3/16	BYU, 1981 Holiday Bowl
6.	1/15	Michigan, 1998 Rose Bowl
	1/8	Utah, 1992 Copper Bowl
	1/6	Baylor, 1994 Alamo Bowl

POSSESSION TIME

1.	37:43	Houston, 1988 Aloha Bowl
2.	32:02	Baylor, 1994 Alamo Bowl
3.	32:01	BYU, 1981 Holiday Bowl
4.	29:52	Utah, 1992 Copper Bowl
5.	27:46	Michigan, 1998 Rose Bowl
6.	26:08	Purdue, 2001 Sun Bowl
7.	22:46	Oklahoma, 2003 Rose Bowl
8.	20:41	Texas, 2003 Holiday Bowl

THIRD DOWN CONVERSIONS

1.	10/19	BYU, 1981 Holiday Bowl
2.	7/15	Michigan, 1998 Rose Bowl
3.	6/14	Texas, 2003 Holiday Bowl
4.	8/19	Houston, 1988 Aloha Bowl
5.	6/17	Baylor, 1994 Alamo Bowl
6.	4/15	Utah, 1992 Copper Bowl
7.	2/11	Oklahoma, 2003 Rose Bowl
8.	2/15	Purdue, 2001 Sun Bowl

FOURTH DOWN CONVERSIONS

1.	1/1	BYU, 1981 Holiday Bowl
	1/1	Purdue, 2001 Sun Bowl
3.	2/3	Utah, 1992 Copper Bowl
4.	1/2	Oklahoma, 2003 Rose Bowl
5.	1/4	Houston, 1988 Aloha Bowl
6.	0/0	Michigan, 1998 Rose Bowl
	0/0	Texas, 2003 Holiday Bowl
8.	0/1	Baylor, 1994 Alamo Bowl