



# TEAM RECORDS

## Single-Game Offense

### Rushing

Attempts: 88 vs. Kent State, 1974  
Yards: 501 vs. Idaho (64 att.), 1960  
Yards Per Attempt: 10.4 vs. Colorado (43 attempts for 446 yards), 1947

### Passing

Attempts: 59 vs. UNLV (36 comp.), 1984  
Completions: 36 vs. UNLV (59 att.), 1984  
Yards: 567 vs. Utah (31 of 45), 1972  
Had Intercepted: 6 vs. Arizona State, 1985; Houston, 1981; Nevada, 1996  
Touchdowns: 5 on seven occasions; last time vs. Brigham Young, 1993

### Total Offense

Attempts: 99 vs. Arkansas State (471 yards), 1995  
Yards: 684 vs. Weber State (88 plays), 2001 vs. Nevada (97 plays), 1992  
Average Per Attempt: 10.7 vs. Wyoming (44 plays for 471 yards), 1948

### Scoring

Points: 136 vs. Idaho State, 1919  
Touchdowns: 19 vs. Idaho State, 1919  
Extra Points: 19 vs. Idaho State, 1919  
Field Goals: 5 vs. San Jose St., 1985

### Punt Returns

Punt Returns: 10 vs. Utah, 1946  
Return Yards: 205 vs. Bowling Green (4 returns), 1970

### Kickoff Returns

Kick Off Returns: 10 vs. Fresno State (188 yards), 2001  
Return Yards: 272 vs. Brigham Young (9 returns), 2001

### Punting

Punts: 14 vs. Wyoming, 1970; Air Force, 1969  
Average (min. 5 punts): 55.3 vs. Texas Christian (6 punts, 332 yards), 1981

### First Downs

First Downs: 34 vs. Pacific, 1990; Boise State, 1996  
Fewest First Downs: 2 vs. Utah, 1950  
Rushing: 24 vs. Kent State, 1974; Colorado State, 1961  
Passing: 21 vs. Idaho, 1972  
Penalty: 6 vs. San Jose State, 1990; Colorado State, 1979

### Penalties

Penalties: 19 vs. New Mexico State, 1972  
Yards: 185 vs. San Jose State (16 penalties), 1995

### Fumbles

Fumbles Lost: 8 vs. Hawaii, 1965

## Single-Season Offense

### Rushing

Attempts: 681 (2701 yds.), 1974  
Yards: 3120 (553 att.), 1960  
Yards Per Attempts: 5.9 (2276 yards in 386 attempts), 1946  
Yards Per Game: 312.0 (3120 yards in 10 games), 1960  
Touchdowns: 36, 1961

### Passing

Attempts: 487 (258 completions), 2002  
Attempts Per Game: 42.8 (471 attempts in 11 games), 1993  
Completions: 270 (458 attempts), 2001  
Completions Per Game: 24.5 (270), 2001  
Completion Pct.: .590 (270-458), 2001  
Yards: 3493 (233-422), 1996  
Yards Per Game: 317.5 (3493 in 11 games), 1996  
Touchdowns: 55, 1961

### Total Offense

Attempts: 879 (4863 yards), 1993  
Attempts Per Game: 79.9 (879 plays in 11 games), 1993  
Yards: 5154 (835 plays), 1996  
Yards Per Game: 468.5 (5154 yards in 11 games), 1996  
Yards Per Attempt: 6.4 (3461 total yards in 541 plays), 1946

### Scoring

Points: 387, 1961  
Points Per Game: 38.7 (387 points in 10 games), 1961  
Touchdowns: 55, 1961  
Touchdowns Per Game: 5.5 (55 in 10 games), 1961  
Extra Points: 39, 1997  
Field Goals: 24, 1998

### Punt Returns

Returns: 44 (366 yards), 1998  
Return Yards: 550 (33 returns), 1961  
Return Yards Per Game: 55.0 (550 in 10 games), 1961  
Return Yards Per Attempt: 16.8, 1955  
Returns For Touchdown: 3, several times (most recent, 1970)

### Kickoff Returns

Returns: 63 (1354 yards), 2001  
Return Yards: 1354 (63 returns), 2001  
Return Yards Per Game: 123.1 (1,354 yards), 2001  
Return Yards Per Attempt: 24.7 (519 on 21 returns), 1968  
Returns For Touchdowns: 2, 1978

### Punting

Punts: 88, 1969  
Fewest Punts: 23, 1960  
Punting Average: 44.1 (57 punts for 2513 yards), 1997

### First Downs

First Downs: 273, 1996  
First Downs per Game: 24.8 (273 in 11 games), 1996  
Rushing: 154, 1974  
Passing: 146, 1972  
Penalty: 35, 1997

### Penalties

Penalties: 116, 1995  
Yards: 1131, 1995

### Fumbles

Most Lost: 29, 1965  
Fewest Lost: 5, 1987

## Single-Game Defense

### Rushing Defense

Fewest Attempts Allowed: 15 by Hawaii, 1966  
Fewest Yards Allowed: -60 by Idaho, 1961  
Fewest Yards Allowed Per Attempt: -1.9 by Idaho (-60 yards in 32 att.), 1961

### Pass Defense

Fewest Attempts Allowed: 3 by Wyoming, 1955; Colorado State, 1949  
Fewest Completions Allowed: 0 by Montana, 1954; New Mexico, 1954; Colorado State, 1949  
Fewest Yards Allowed: 0 by Montana, 1954; New Mexico, 1954; Colorado State, 1949

### Total Defense

Fewest Total Offense Attempts Allowed: 40 by Pacific, 1960; Idaho State, 1946  
Fewest Total Offense Yards Allowed: -23 by Idaho, 1961  
Fewest Average Offensive Yards Allowed Per Attempt: -0.5 by Idaho (-23 yards in 42 plays), 1961

### Interceptions

Interceptions: 7 by Idaho (69 yards), 1971; Idaho (80 yards), 1969; Pacific (189 yards), 1966  
Interception Return Yards: 189 vs. Pacific (7 interceptions), 1966

### First Downs

Fewest First Downs Allowed: 2 by Idaho, 1961; New Mexico, 1953

### Fumbles

Most Fumbles Recovered: 7 by New Mexico, 1961

## Single-Season Defense

### Rushing Defense

Fewest Attempts Allowed Per Game: 32.5 (325 att. in 10 games), 1961  
Fewest Yards Allowed: 508, 1961  
Fewest Yards Allowed Per Game: 50.8 (508 Yards in 10 games), 1961  
Fewest Yards Per Attempt: 1.6 (508 yards in 325 attempts), 1961

### Pass Defense

Fewest Attempts Allowed: 71, 1940  
Fewest Completions Allowed: 24, 1940  
Lowest Completion Percentage Allowed: .330 (29 of 88), 1946  
Fewest Yards Allowed: 272, 1940  
Fewest Yards Allowed Per Game: 38.8, 1940  
Fewest Touchdown Passes Allowed: 0, 1946

### Total Defense

Fewest Total Offense Attempts Allowed Per Game: 50.6, 1946  
Fewest Total Offense Yards Allowed: 1358, 1940  
Fewest Total Offense Yards Allowed Per Game: 139.4, 1961  
Fewest Total Offense Yards Allowed Per Attempt: 2.7, 1961

### Interceptions

Interceptions: 30 (293 yards), 1971  
Return Yards: 423, 1948  
Yards Per Return: 16.9 (25 returns for 423 yards), 1948  
Returns For Touchdowns: 3, 1961; 1991

### Punting

Most Opponent Punts: 79, 1969, 1940  
Most Punts Blocked: 7, 1939

### First Downs

Fewest First Downs Allowed: 66, 1940



## Rushing

### Rushing Attempts

Game: 45, Louie Giammona (212 yards) vs. Kent State, 1974

Season: 329, Louie Giammona (1534 yards), 1974

Career: 792, Demario Brown (4053 yards), 1996-99 and Abu Wilson (3933 yards), 1992, 1994-96

### Rushing Yards

Game: 322, Emmett White (34 att.) vs. New Mexico State, 2000

Season: 1536, Demario Brown (279 att.), 1999

Career: 4053, Demario Brown (792 att.), 1996-99

### Rushing Yards Per Game

Season: 153.4, Louie Giammona (1534 yards in 10 games), 1974

Career: 116.6, Louie Giammona (3499 yards in 30 games), 1973-75

### Rushing Yards Per Attempt

Game (min. 10 attempts): 20.5, Evan Sorenson (225 yards in 11 attempts) vs. Colorado, 1947

Season (min. 100 attempts): 8.4 Tom Larscheid (1044 yards in 124 att.), 1960

Career (min. 150 attempts): 7.0, Tom Larscheid (2206 yards in 316 att.), 1959-61

### 100-Yard Rushing Games

Season: 8, Demario Brown, 1999, Abu Wilson, 1995, Louie Giammona, 1975, Louie Giammona, 1974

Career: 21, Demario Brown, 1996-99

### Consecutive 100-Yard Rushing Games

Season: 7, Louie Giammona, 1974

Career: 10, Louie Giammona, 1974-75 (last seven games in 1974 and first three in 1975)

### 200-Yard Rushing Games

Season: 3, Demario Brown, 1999, Louie Giammona, 1974

Career: 4, Emmett White, 1998-2001, Demario Brown, 1996-99, Louie Giammona, 1973-75



**Louie Giammona** (#43) had seven consecutive 100-yard rushing games in 1974 and still holds the school record for rushing yards per game.

### Rushing Yards by a Freshman

Game: 166, Demario Brown (21 attempts) vs. Boise State, 1996

Season: 795, Abu Wilson (164 att.), 1992

### Rushing Yards by a Quarterback

Game: 121, Tony Adams (12 attempts) vs. Colorado State, 1972

Season: 328, Leon Jackson III (136 att.), 2005 Jerod Walker (96 att.), 2005

Career: 546, Mel Montalbo (172 att.), 1959-61

### Rushing Touchdowns

Game: 5, Jack Hill vs. Drake, 1956

Season: 16, Abu Wilson, 1996

Career: 40, Abu Wilson, 1992, 1994-96

## Passing

### Pass Attempts

Game: 57, Anthony Calvillo (31 comp.) vs. Brigham Young, 1993, Gym Kimball (34 comp.) vs. UNLV, 1984

Season: 469, Anthony Calvillo (247 comp.), 1993

Career: 1270, Jose Fuentes (704 comp.), 1999-2002

### Pass Attempts Per Game

Season: 42.6, Anthony Calvillo (469 att. in 11 games), 1993

Career: 39.7, Brent Snyder (874 att. in 22 games), 1987-88

### Pass Completions

Game: 34, Gym Kimball (57 att.) vs. Nevada-Las Vegas, 1984

Season: 260, Jose Fuentes (437 att.), 2001

Career: 704, Jose Fuentes (1270 att.), 1999-2002

### Pass Completions Per Game

Season: 23.6, Jose Fuentes (260 comp.), 2001

Career: 21.5, Brent Snyder (472 comp. in 22 games), 1987-88

### Consecutive Pass Completions

Game: 17, Brent Snyder vs. San Jose State, 1987

### Completion Percentage

Game (min. 10 completions): .823, Travis Cox (23 of 27) vs. N.M. State, 2004

Season: .603, Eric Hipple (144 of 239), 1979

Career (min. 400 completions): .573, Travis Cox (423-738), 2001-04

### Highest Passing Efficiency Rating

Season (min. 50 completions): 147.4, Bill Munson (120 of 201 for 1699 yards, 12 TDs, 3 INTs), 1963

Career (min. 100 completions): 133.4, Keith Myers (153 of 252 for 1957 yards, 13 TDs, 12 INTs), 1976-77

### Lowest Interception Percentage

Season (min. 100 attempts): .015, Bill Munson (3 of 201 attempts), 1963

Career (min. 200 attempts): .023, Anthony Calvillo (19 of 829 attempts), 1992-93

### Pass Attempts Without Interception

Game: 57, Anthony Calvillo vs. Brigham Young, 1993

### Consecutive Pass Attempts Without Interception

Season: 184, Jose Fuentes, 2000

### Passing Yards

Game: 561, Tony Adams (30 of 43) vs. Utah, 1972

Season: 3268, Jose Fuentes (246-454), 2002

Career: 9168, Jose Fuentes (704-1270), 1999-2002

### Passing Yards Per Game

Season: 297.1, Jose Fuentes (3268 yards in 11 games)

Career: 277.5, Brent Snyder (6105 yards in 22 games), 1987-88

### 200-Yard Passing Games

Season: 11, Jose Fuentes, 2001

Career: 28, Jose Fuentes, 1999-2002

### 300-Yard Passing Games

Season: 6, Anthony Calvillo, 1993

Career: 10, Jose Fuentes, 1999-2002, Brent Snyder, 1987-88

### Consecutive 300-Yard Passing Games

Season: 4, Brent Snyder, 1987

### 400-Yard Passing Games

Season: 2, Jose Fuentes, 2000 and Tony Adams, 1972

Career: 4, Jose Fuentes, 1999-2002

### Passing Yards Per Attempt

Game (min. 20 attempts): 14.1, Brent Snyder (339 yards in 24 att.) vs. New Mexico State, 1988

Season (min. 100 attempts): 9.1, Craig Bradshaw (1021 yards in 112 att.), 1979


Career (min. 200 attempts): 7.5, Bill Munson (2258 yards in 301 att.), 1961-63

### Passing Yards Per Completion

Game (min. 10 completions): 19.9, Brent Snyder (339 yards in 17 comp.) vs. New Mexico State, 1988

Season (min. 50 completions): 16.8, John Pappas (1647 yards in 98 comp.), 1968

Career (min. 100 completions): 17.1, John Caputo (2071 yards in 121 comp.), 1946-49



**Anthony Calvillo** (#13) had six 300-yard passing games during the 1993 season, and still holds the school record for touchdown passes in a game with five, a feat he accomplished twice.



# INDIVIDUAL RECORDS

## Touchdown Passes

Game: 5, Anthony Calvillo vs. Brigham Young, 1993, Anthony Calvillo vs. Nevada, 1992, Brent Snyder vs. Utah, 1987, Tony Adams vs. Utah, 1972, Tony Adams vs. Idaho, 1972  
 Season: 24, Jose Fuentes, 2001  
 Career: 60, Jose Fuentes, 1999-2002

## Touchdown Passes Per Game

Season: 2.2, Jose Fuentes (24 TDs), 2001  
 Career: 1.8, Brent Snyder (39 TDs in 22 games), 1987-88

## Receiving

### Pass Receptions

Game: 15, Tom Forzani (193 yards) vs. Idaho, 1972  
 Season: 100, Kevin Curtis (1531 yards), 2001  
 Career: 174, Kevin Curtis (2789 yards), 2001-02



*Tom Forzani (#26) set Utah State's single-game record for receptions with 15 against Idaho during the 1972 season.*

### Pass Receptions by a Tight End

Game: 12, Aubrey Thompson (122 yards) vs. Brigham Young, 1993  
 Season: 62, Chris Cooley (732 yards), 2003  
 Career: 96, Chris Cooley (1255 yards), 2000-03

### Pass Receptions Per Game

Season: 9.1, Kevin Curtis (100 receptions), 2001  
 Career: 7.9, Kevin Curtis (174 receptions in 22 games), 2001-02

### Pass Reception Yards

Game: 297, Aaron Jones (10 receptions) vs. Boise State, 2000  
 Season: 1531, Kevin Curtis (100 receptions), 2001  
 Career: 2943, Kendal Smith (169 receptions), 1985-88

### Pass Reception Yards Per Game

Season: 139.2, Kevin Curtis (1531 yards), 2001  
 Career: 126.8, Kevin Curtis (2789 yards in 22 games), 2001-02

### Yards Per Reception

Game (min. 5 receptions): 31.4, Kevin Alexander (5 catches for 157 yards) vs. UNLV, 1994  
 Season (min. 10 receptions): 29.4, Greg Daly (14 catches for 412 yards), 1975  
 Career (min. 50 receptions): 18.7, Cotie McMahon (55 catches for 1031 yards), 1992-93

### Touchdown Receptions

Game: 4, Ken Thompson vs. Utah, 1979  
 Season: 14, Tracey Jenkins, 1990  
 Career: 25, Kendal Smith, 1985-88

## Total Offense

### Total Offensive Plays

Game: 72, Anthony Calvillo (537 total yards) vs. Brigham Young, 1993  
 Season: 558, Anthony Calvillo (3260 total yards), 1993  
 Career: 1415, Jose Fuentes (8791 total yards), 1999-2002

### Total Offense Yards

Game: 537, Anthony Calvillo (72 plays) vs. Brigham Young, 1993  
 Season: 3260, Anthony Calvillo (558 plays), 1993  
 Career: 8,791, Jose Fuentes (1415 plays), 1999-2002

### Total Offense Yards Per Game

Season: 296.4, Anthony Calvillo (3260 total yards in 11 games), 1993  
 Career: 265.4, Anthony Calvillo (5838 total yards in 22 games), 1992-93

### 200-Yard Total Offense Games

Season: 11, Jose Fuentes, 2001  
 Career: 26, Jose Fuentes, 1999-2002

### Points Responsible (scored and passed for)

Game: 42, Anthony Calvillo (2 rushing TDs, passed for 5 TDs) vs. Brigham Young, 1993  
 Season: 150, Tony Adams (3 rushing TDs, passed for 22 TDs), 1972  
 Career: 390, Tony Adams (scored 78 points, passed for 52 TDs), 1970-72

### Points Responsible For Per Game

Season: 13.6, Tony Adams (150 points in 11 games), 1972  
 Career: 12.2, Tony Adams (390 points in 32 games), 1970-72

## Scoring

### Points

Game: 33, Jack Hill (5 rushing TDs, 3 PATs) vs. Drake, 1956  
 Season: 105, Jack Hill (15 TDs, 15 PATs), 1956  
 Career: 284, Brad Bohn (59 FGs, 107 PATs), 1997-2000

### Points Scored by a Kicker

Game: 18, Brad Bohn vs. New Mexico, 1998 (5 FG, 3 PATs)  
 Season: 90, Nathan Morreale (19 FGs, 33 PATs), 1993  
 Career: 284, Brad Bohn (59 FGs, 107 PATs), 1997-2000  
 Points Per Game  
 Season: 10.5, Jack Hill (105 points in 10 games), 1956  
 Career: 8.3, Tom Larscheld (248 points in 30 games), 1959-61

### Touchdowns

Game: 5, Jack Hill vs. Drake, 1956  
 Season: 16, Emmett White, 2001, Abu Wilson, 1996, Roy Shivers, 1965  
 Career: 41, Abu Wilson, 1992, 1994-96

## Field Goals

### Field Goals Made

Game: 5, Brad Bohn (5 att.) vs. New Mexico, 1998, Brad Bohn (5 att.) vs. North Texas, 1998, Dene Garner (5 att.) vs. San Jose St., 1985  
 Season: 24, Brad Bohn (28 att.), 1998  
 Career: 59, Brad Bohn (89 attempts), 1997-2000

### Field Goals Attempted

Game: 5, Brad Bohn (5 made) vs. New Mexico, 1998, Brad Bohn (5 made) vs. North Texas, 1998, Dene Garner (5 made) vs. San Jose State, 1985  
 Season: 28, Brad Bohn (24 made), 1998  
 Career: 89, Brad Bohn (59 made), 1997-2000

### Consecutive Field Goals Made

Season: 10, Doug Beach, 1990, 10, Dene Garner, 1985

### Field Goal Percentage

Season (min. 10 attempts): .867, Russ Moody (13 of 15), 1988  
 Career (min. 20 attempts): .846, Russ Moody (22 of 26), 1988-89

## Extra Points

### Extra Points Made (PATs)

Game: 9, Chris Pella (10 attempted) vs. New Mexico State, 1964  
 Season: 39, Brad Bohn (43 att.), 1997  
 Career: 107, Brad Bohn (119 att.), 1997-2000

### Extra Points Attempted

Game: 10, Chris Pella (9 made) vs. New Mexico State, 1964  
 Season: 43, Brad Bohn (39 made), 1997  
 Career: 119, Brad Bohn (107 made), 1997-2000

### Consecutive Extra Points Made

Career: 64, Willie Beecher, 1981-84


### Extra Point Percentage

Season (min. 20 made): 1.000, Doug Beach (22 of 22), 1991, Russ Moody (20 of 20), 1989, Russ Moody (24 of 24), 1988, Willie Beecher (20 of 20), 1982, Steve Steinke (25 of 25), 1978, Tom Mayes (23 of 23), 1975  
 Career (min. 40 made): 1.000, Russ Moody (44 of 44), 1988-89, Willie Beecher (64 of 64), 1981-84



*Brad Bohn (#26) is Utah State's all-time scoring leader with 284 points. Bohn is also USU's career field goals made leader in both a game (5), season (24), and career (59).*





**Henry King (#44)** holds virtually every interception record in Utah State history, including interceptions in a game (4), season (11), and career (18).

## Interceptions

### Interceptions

Game: 4, Henry King vs. Pacific, 1966  
 Season: 11, Henry King, 1966  
 Career: 18, Henry King, 1965-66

### Interception Return Yards

Game: 130, Henry King (4 int.) vs. Pacific, 1966  
 Season: 228, Jay Van Noy (8 int.), 1948  
 Career: 373, Henry King (18 int.), 1965-66

## Punt Returns

### Punt Returns

Game: 7, Kelley Deist (68 yards) vs. Southern Miss, 1974  
 Season: 35, Marvin Bell (408 yards), 1940  
 Career: 81, Kendal Smith (716 yards), 1985-88

### Punt Return Yards

Game: 142, Bud Paul (4 returns) vs. Denver, 1952  
 Season: 408, Marvin Bell (35 returns), 1940  
 Career: 818, Fred Fernandes (85 returns), 1979, 81-83

### Punt Return Average

Game (min. 4 returns): 35.5, Bud Paul (4 returns for 142 yards) vs. Denver, 1952  
 Season: 23.4, Tom Larscheid (12 returns for 281 yards), 1961  
 Career: 18.8, Tom Larscheid (27 returns for 508 yards), 1959-61



**Emmett White (#32)** set the NCAA record for all-purpose yards in game with 578 against New Mexico State during the 2000 season as he had 322 rushing yards, 134 receiving yards, 120 kickoff return yards, and two punt return yards.

### Punt Returns for Touchdowns

Season: 2, Kevin Robinson, 2004, Steve Smith, 1997, Fred Fernandes, 1981, Bob Wicks, 1970, Tom Larscheid, 1961  
 Career: 3, Kevin Robinson, 2004-pres., John Strycula, 1969-71, Bob Wicks, 1969-71

## Kickoff Returns

### Kickoff Returns

Game: 9, Roger Fernandez (157 yards) vs. Fresno State, 2001  
 Season: 37, Kendal Smith (735 yards), 1986  
 Career: 82, Kendal Smith (1579 yards), 1985-88

### Kickoff Return Yards

Game: 219, Roger Fernandez (7 returns) vs. Brigham Young, 2001  
 Season: 774, Roger Fernandez (34 ret.), 2001  
 Career: 1579, Kendal Smith (82 ret.), 1985-88

### Kickoff Return Average

Game (min. 3 returns): 44.8, Overton Curtis (4 returns for 179 yards) vs. Idaho, 1957  
 Season (0.5 per game): 36.1, Tom Larscheid (7 returns for 253 yards), 1960  
 Career: 31.0, Overton Curtis (32 returns for 991 yards), 1957-58

### Kickoff Returns for Touchdowns

Season: 2, Tony Pennyman, 2005  
 Career: 2, Tony Pennyman, 2003-pres., Altie Taylor, 1966-68

## All-Purpose Yards

(Rushing, receiving and all return yards)

### All-Purpose Yards

Game: 578, Emmett White (322 rushing, 134 receiving, 120 kickoff returns, 2 punt returns) vs. New Mexico St., 2000  
 Season: 2628, Emmett White (1322 rushing, 592 receiving, 183 punt returns, 531 kickoff returns), 2000  
 Career: 5266, Kendal Smith (28 rushing, 2943 receiving, 716 punt returns, 1579 kickoff returns), 1985-88


## Punting

### Punts

Game: 14, Jess Garcia (598 yards) vs. Air Force, 1969  
 Season: 87, Jess Garcia (3643 yards), 1969  
 Career: 243, Guy McClure (10324 yards), 1978-81

### Punting Average

Game (min. 5 punts): 55.3, Guy McClure (6 for 332 yards) vs. Texas Christian, 1981  
 (min. 10 punts): 50.6, John Caputo (11 for 557 yards) vs. Utah, 1949  
 Season: 44.8, Steve Mullins (50 for 2241 yards)  
 Career: 42.5, Guy McClure (243 for 10324 yards), 1978-81



**Guy McClure (#12)** is Utah State's career leader in punt average at 42.5 yards per kick.

## Tackles

### Tackles Made

Game: 25, David Gill vs. Utah, 1995  
 Season: 168, David Gill (103 solo, 65 ast.), 1995  
 Career: 446, Del Lyles, 1988-91

### Quarterback Sacks


Game: 5, Danilo Robinson vs. San Jose State, 1995  
 Season: 16, Mark Mraz, 1985  
 Career: 36, Mark Mraz, 1983-86

### Tackles for Loss

Game: 6, Danilo Robinson vs. San Jose State, 1995, Joe Jacobs vs. Cal State Fullerton, 1991  
 Season: 22, Jermaine Younger, 1993  
 Career: 43, Jermaine Younger, 1990-93

### Passes Broken Up

Season: 20, Donald Toomer, 1994  
 Career: 26, Donald Toomer, 1991-94



**Del Lyles (#49)** is Utah State's career tackles leader with 446.



# CAREER RECORD LISTS

## Rushing

Rushing Yardage	Years	Yds.
1. Demario Brown	1996-1999	4,053
2. Abu Wilson	1992, 94-96	3,933
3. Rick Parros	1976-79	3,537
4. Louie Giammona	1973-75	3,499
5. Emmett White	1998-01	2,791
6. Roger Grant	1990-91	2,387
7. Tom Larscheid	1959-61	2,206
8. Altie Taylor	1966-68	2,013
9. Maurice Turner	1979-82	1,549
10. Roy Shivers	1964-65	1,468

Rushing Attempts	Years	Aff.
1. Demario Brown	1996-99	792
Abu Wilson	1992, 94-96	792
3. Rick Parros	1976-79	782
4. Louie Giammona	1973-75	756
5. Emmett White	1998-01	517
6. Roger Grant	1990-91	484
7. Altie Taylor	1966-68	415
8. Maurice Turner	1979-82	404
9. John Strycula	1969-71	401
10. Demetrius Brown	1986-89	383

Rushing Average (Minimum 150 Attempts)	Years	Avg.
1. Tom Larscheid	1959-61	7.0
2. MacArthur Lane	1965-67	6.9
3. Roy Shivers	1964-65	6.8
4. Buddy Allen	1958-59	6.4
5. Emmett White	1998-01	5.4
6. Archie Gibson	1972-73	5.2
7. Demario Brown	1996-99	5.1
8. Melvin Blue	1995-97	4.9
Abu Wilson	1992, 94-96	4.9
Richard Gwynn	1984-85	4.9
Roger Grant	1990-91	4.9
Altie Taylor	1966-68	4.9

Rushing Touchdowns	Years	TD
1. Abu Wilson	1992, 94-96	40
2. Demario Brown	1996-99	37
3. Tom Larscheid	1959-61	29
4. Emmett White	1998-01	27
5. Rick Parros	1976-79	26
6. Louie Giammona	1973-75	21
7. Roy Shivers	1964-65	18
8. Jack Hill	1956	14
9. Jerry Cox	1973-74	13
Jerry Hughes	1971-72	13
Altie Taylor	1966-68	13



**Demario Brown (#21)** is Utah State's career rushing leader with 4,053 yards, and is second all-time in rushing touchdowns with 37.



**Tony Adams (#11)** is ranks second all-time at Utah State in both passing yards (6,226) and touchdown passes (52).

## Passing

Passing Yardage	Years	Yds.
1. Jose Fuentes	1999-2002	9,168
2. Tony Adams	1970-72	6,226
3. Brent Snyder	1987-88	6,105
4. Eric Hipple	1976-79	6,073
5. Anthony Calvillo	1992-93	5,642
6. Matt Sauk	1996-97	5,385
7. Travis Cox	2001-04	4,722
8. Ron Lopez	1990-91	4,182
9. Patrick Mullins	1995-96	3,759
10. John Pappas	1966-68	3,606

Passing Completions	Years	No.
1. Jose Fuentes	1999-2002	704
2. Brent Snyder	1987-88	472
3. Eric Hipple	1976-79	459
4. Tony Adams	1970-72	456
5. Anthony Calvillo	1992-93	448
6. Travis Cox	2001-04	423
7. Matt Sauk	1996-97	334
8. Ron Lopez	1990-91	291
9. Patrick Mullins	1995-96	287
10. Jeff Crosbie	1998-2002	283

Passing Attempts	Years	Aff.
1. Jose Fuentes	1999-2002	1270
2. Brent Snyder	1987-88	874
3. Tony Adams	1970-72	867
4. Eric Hipple	1976-79	850
5. Anthony Calvillo	1992-93	829
6. Travis Cox	2001-04	738
7. Matt Sauk	1996-97	664
8. Jeff Crosbie	1998-2002	617
9. Ron Lopez	1990-91	574
10. John Pappas	1966-68	505

Completion Pct. (Minimum 150 Completions)	Years	Pct.
1. Keith Myers	1976-77	.607
2. Travis Cox	2001-04	.573
3. Patrick Mullins	1995-96	.555
4. Jose Fuentes	1998-2002	.554
5. Anthony Calvillo	1992-93	.540
Brent Snyder	1987-88	.540
Eric Hipple	1976-79	.540
6. Matt Sauk	1996	.538
William Munson	1961-63	.538
10. Bob Gagliano	1980	.533

Touchdown Passes	Years	TD
1. Jose Fuentes	1998-2002	60
2. Tony Adams	1970-72	52
3. Brent Snyder	1987-88	39
4. Anthony Calvillo	1992-93	35
5. Eric Hipple	1976-79	34
6. Ron Lopez	1990-91	31
7. John Pappas	1966-68	30
8. Travis Cox	2001-04	29
9. Matt Sauk	1996-97	24
10. Ron Edwards	1964-66	23


## Total Offense

Total Offense	Years	Yds.
1. Jose Fuentes	1999-2002	8,791
2. Tony Adams	1970-72	6,587
3. Eric Hipple	1976-79	6,121
4. Brent Snyder	1987-88	5,928
5. Anthony Calvillo	1992-93	5,838
6. Matt Sauk	1996-97	5,466
7. Travis Cox	2001-04	4,844
8. Abu Wilson	1992, 94-96	3,933
9. Ron Lopez	1990-91	3,806
10. John Pappas	1966-68	3,584

## Receiving

Receptions	Years	No.
1. Kevin Curtis	2001-02	174
2. Kendal Smith	1985-88	169
3. Nakia Jenkins	1996-97	155
4. Rod Moore	1988-91	153
5. Kevin Alexander	1992-95	149
6. Aaron Jones	1997-2000	145
Pat Newman	1986-89	145
8. James Murphy	1978-80	133
9. Tom Forzani	1970-72	132
10. Bob Wicks	1969-71	124

Receiving Yardage	Years	Yds.
1. Kendal Smith	1985-88	2,943
2. Kevin Curtis	2001-02	2,789
3. Nakia Jenkins	1996-97	2,483
4. Rod Moore	1988-91	2,422
5. Aaron Jones	1997-2000	2,334
6. Pat Newman	1986-89	2,221
7. Kevin Alexander	1992-95	2,208
8. James Murphy	1978-80	2,132
9. Tracy Jenkins	1988-91	2,070
10. Tom Forzani	1970-72	1,806



**Kendal Smith (#9)** recorded 2,943 receiving yards during his Utah State career, which ranks first all-time in school history.



# CAREER RECORD LISTS



Receiving Average (Minimum 50 Receptions)	Years	Avg.
1. Cottie McMahon	1992-93	18.7
2. Steve Smith	1996-97	18.0
3. Craig Clark	1971-73	17.9
4. Ron Cassidy	1977-78	17.9
5. Greg Daly	1975-76	17.8
6. Kendal Smith	1985-88	17.4
7. Ken Thompson	1979-80	17.4
8. Tracy Jenkins	1988-91	17.1
9. Mike O'Shea	1966-68	17.0
10. Kevin Curtis	2001-02	16.2

TD Receptions	Years	TD
1. Kendal Smith	1985-88	25
2. Tracy Jenkins	1988-91	22
3. Aaron Jones	1997-2000	21
4. Kevin Curtis	2001-02	19
Ken Thompson	1979-80	19
6. James Murphy	1978-80	17
Pat Newman	1986-89	17
8. Rod Moore	1988-91	16
Mike O'Shea	1966-68	16
10. Nakia Jenkins	1996-97	14

## Scoring

Points Scored	Years	Pts.
1. Brad Bohn	1997-2000	284
2. Tom Larscheid	1959-61	248
3. Abu Wilson	1992, 94-96	246
4. Demario Brown	1996-99	234
5. Steve Steinke	1977-80	204
6. Micah Knorr	1993-96	197
7. Emmett White	1998-01	194
8. Willie Beecher	1981-84	172
9. Rick Parros	1976-79	170
10. Kendal Smith	1985-88	168

Touchdowns	Years	No.
1. Abu Wilson	1992, 94-96	41
2. Tom Larscheid	1959-61	40
3. Demario Brown	1996-99	37
4. Emmett White	1998-01	32
5. Kendal Smith	1985-88	28
6. Rick Parros	1976-79	27
7. Tracy Jenkins	1988-91	22
8. Aaron Jones	1997-2000	21
Louie Giammona	1973-75	21
Roy Shivers	1964-65	21

## Kicking

Field Goals Made	Years	No.
1. Brad Bohn	1997-2000	59
2. Micah Knorr	1993-96	39
3. Steve Steinke	1977-80	38
4. Willie Beecher	1981-84	36
5. Dene Garner	1985-87	35
6. Al Knapp	1973-74	26
7. Dane Kidman	1999-02	22
Doug Beach	1990-92	22
Russ Moody	1988-89	22
10. Nathan Morreale	1993-96	19

Field Goals Att.	Years	Att.
1. Brad Bohn	1997-2000	89
2. Micah Knorr	1993-96	62
3. Steve Steinke	1977-80	60
4. Willie Beecher	1981-84	54
5. Dene Garner	1985-87	53
6. Al Knapp	1973-74	42
7. Michael Doyle	1970-72	34
8. Dane Kidman	1999-2002	31
9. James P. Murphy	1966-67	30
10. Doug Beach	1990-92	29

Field Goal Pct. (Minimum 20 Attempts)	Years	Pct.
1. Russ Moody	1988-89	.846
2. Doug Beach	1990-92	.759
3. Dane Kidman	1999-2002	.710
4. Nathan Morreale	1993-94	.704
5. Willie Beecher	1981-84	.667
6. Brad Bohn	1997-2000	.663
7. Dene Garner	1985-87	.660
8. Micah Knorr	1993-95	.659
9. Sean Jones	1989-92	.643
10. Steve Steinke	1977-80	.633

Extra Points Made	Years	PATs
1. Brad Bohn	1997-2000	107
2. Steve Steinke	1977-80	90
3. Micah Knorr	1993-96	80
4. Dane Kidman	1999-2002	68
5. Willie Beecher	1981-84	64
6. Doug Beach	1990-92	57
7. Michael Doyle	1970-72	56
8. Jim Turner	1960-62	55
9. Chris Pella	1963-64	51
10. Dene Garner	1985-87	49

Extra Points Att.	Years	Attempts
1. Brad Bohn	1997-2000	119
2. Steve Steinke	1977-80	95
3. Micah Knorr	1993-96	84
4. Dane Kidman	1999-2002	74
5. Chris Pella	1963-64	67
6. Willie Beecher	1981-84	64
Jim Turner	1960-62	64
8. Michael Doyle	1970-72	63
9. Al Knapp	1973-74	44
Russ Moody	1988-89	44

PAT Percentage (Minimum 30 Made)	Years	Pct.
1. Willie Beecher	1981-84	1.000
Russ Moody	1988-89	1.000
3. Nathan Morreale	1993-94	.971
4. Steve Steinke	1977-80	.947
5. Micah Knorr	1993-95	.936
6. Al Knapp	1973-74	.932
7. Tom Mayes	1975-76	.925
8. Brad Bohn	1997-2000	.899
9. Michael Doyle	1970-72	.889
10. James Turner	1960-62	.859

## Punting

Punting (Minimum 75 punts)	Years	Avg.
1. Jerry Arguello	1997-98	43.5
2. Guy McClure	1980-81	42.8
3. Louie Aguiar	1987-88	42.6
4. Steve Mullins	1999-2002	42.1
5. Rusty Carlsen	1989-91	41.9
6. Russell Griffith	1983	41.8
7. Ben Chaet	2002-04	41.3
8. Herick Mandel	1986-87	41.2

## Returns

Punt Returns (Minimum 25 returns)	Years	Avg.
1. Kevin Robinson	2004-Pres.	14.8
2. Emmett White	1999-01	10.5
John Strycula	1970-71	10.5
4. Fred Fernandes	1981-83	9.7
5. Kendal Smith	1986-88	9.3
Stacy Colbert	1979-80	9.3
7. Tony Walker	1998	8.3
8. Jason Bandy	1995-96	7.8

Kickoff Returns (Minimum 25 returns)	Years	Avg.
1. Dexter Pointer	1990	25.6
2. Jerome Dennis	2001-04	24.9
3. Floyd Foreman	1990-91	24.1
4. Emmett White	1999-01	23.9
5. Kevin Robinson	2004-pres.	22.9
6. Louie Giammona	1973-75	22.8
7. Brett Payne	1987-88	21.7
8. Tony Walker	1998-00	21.6
9. Roger Fernandez	2001-02	21.0
10. Steve Smith	1996-97	19.1


## Defense

Tackles (Since 1979)	Years	No.
1. Del Lyles	1988-91	446
2. David Gill	1993-96	425
3. Jesse Busta	1999-2002	392
4. Brent Passey	1997-2000	386
5. Pat McKenna	1979-82	359
6. Johndale Carty	1995-98	347
7. Jermaine Younger	1990-93	337
8. Al Smith	1984-86	327
9. Toby Tyler	1988-91	321
10. Blake Eagal	1997-2000	313

Interceptions	Years	No.
1. Henry King	1965-66	18
2. Damon Smith	1990-93	17
3. Donald Toomer	1991-94	12
4. Travis Clark	1987, 89	11
Chuck Detwiler	1966-68	11
Ronnie McCloud	1974, 76-78	11
7. Wendell D. Brook	1970-71	10
Ronald Edwards	1988-91	10
Darrin Long	1984-87	10
Grant Martinsen	1964-66	10
Phillip Shelley	1971-72	10

Int. Return Yardage	Years	Yds.
1. Henry King	1965-66	373
2. Wendell D. Brook	1970-71	177
3. Phillip Shelley	1971-72	175
4. Kevin Brady	1979-81	151
5. Ronald Edwards	1988-91	146
6. Chuck Detwiler	1966-68	140
7. Grant Martinsen	1964-66	135
8. Rob Fuhrman	1972-74	125
9. Steve Shafer	1961-62	124
10. Craig Miller	1995-96	122
Charles Myrick	1967-68	122

Leaders based on available statistics since 1956.



**Henry King**  
(#44) still holds school records for interceptions (18) and interception return yards (373) in a career.



# SEASON RECORD LISTS

## Rushing

Rushing Yardage	Year	Yds.
1. Demario Brown, Sr.	1999	1,536
2. Louie Giammona, Jr.	1974	1,534
3. Abu Wilson, Jr.	1995	1,476
4. Louie Giammona, Sr.	1975	1,454
5. Roger Grant, Jr.	1990	1,370
6. Emmett White, Sr.	2001	1,361
7. Emmett White, Jr.	2000	1,322
8. Rick Parros, Sr.	1979	1,236
9. Archie Gibson, Sr.	1973	1,150
10. Roy Shivers, Jr.	1965	1,138
11. Rick Parros, So.	1977	1,135
12. Tom Larscheid, Jr.	1960	1,044

Rushing Attempts	Year	Att.
1. Louie Giammona, Jr.	1974	329
2. Louie Giammona, Sr.	1975	303
3. Demario Brown, Sr.	1999	279
4. Abu Wilson, Jr.	1995	275
5. Roger Grant, Jr.	1990	266
6. Rick Parros, So.	1977	261
7. Rick Parros, Sr.	1979	259
8. Emmett White, Sr.	2001	250
9. Emmett White, Jr.	2000	242
10. Rick Parros, Jr.	1978	221

Rushing Average (Minimum 100 Attempts)	Year	Yds.
1. Tom Larscheid, Jr.	1960	8.4
2. Jack Hill, Sr.	1956	6.6
3. Tom Larscheid, Sr.	1961	6.3
4. Roy Shivers, Jr.	1965	6.0
5. Emmett White, Jr.	2000	5.5
Demario Brown, Sr.	1999	5.5
Doug Mayberry, Sr.	1960	5.5
8. Emmett White, Sr.	2001	5.4
Abu Wilson, Jr.	1995	5.4
Brett Payne, So.	1987	5.4

Rushing Touchdowns	Year	TD
1. Abu Wilson, Sr.	1996	16
2. Abu Wilson, Jr.	1995	15
4. Rick Parros, Sr.	1979	15
Demario Brown, Sr.	1999	14
Jack Hill, Sr.	1956	14
Roy Shivers, Jr.	1965	14
7. Emmett White, Sr.	2001	13
Emmett White, Jr.	2000	13
Tom Larscheid, Jr.	1960	13
10. Louie Giammona, Sr.	1975	11
Tom Larscheid, Sr.	1961	11



**Abu Wilson (#1)** still holds the top two single-season rushing touchdown totals in Utah State history with 16 in 1996 and 15 in 1995.



**Eric Hipple (#10)** completed 60.2 percent of his passes during the 1979 season, which is still a school record.

## Passing

Passing Yardage	Year	Yds.
1. Jose Fuentes, Sr.	2002	3,268
2. Brent Snyder, Sr.	1988	3,218
3. Anthony Calvillo, Sr.	1993	3,148
4. Jose Fuentes, Jr.	2001	3,100
5. Matt Sauk, Sr.	1997	2,896
6. Brent Snyder, Jr.	1987	2,887
7. Tony Adams, Sr.	1972	2,797
8. Travis Cox, Jr.	2003	2,791
9. Patrick Mullins, Jr.	1995	2,774
10. Jose Fuentes, So.	2000	2,709

Passing Completions	Year	Comp.
1. Jose Fuentes, Jr.	2001	260
2. Anthony Calvillo, Sr.	1993	247
3. Jose Fuentes, Sr.	2002	246
Brent Snyder, Sr.	1988	246
5. Travis Cox, Jr.	2003	235
6. Brent Snyder, Jr.	1987	226
7. Patrick Mullins, Jr.	1995	209
8. Tony Adams, Sr.	1972	204
9. Anthony Calvillo, Jr.	1992	201
10. Jose Fuentes, So.	2000	194

Passing Attempts	Year	Att.
1. Anthony Calvillo, Sr.	1993	469
2. Jose Fuentes, Sr.	2002	454
3. Brent Snyder, Sr.	1988	447
4. Jose Fuentes, Jr.	2001	437
5. Brent Snyder, Jr.	1987	427
6. Travis Cox, Jr.	2003	415
7. Patrick Mullins, Jr.	1995	383
8. Matt Sauk, Sr.	1997	378
9. Jose Fuentes, So.	2000	368
10. Jeff Crosbie, So.	1999	361

Completion Percentage (Minimum 100 Completions)	Year	Pct.
1. Eric Hipple, Sr.	1979	.602
2. William Munson, Sr.	1963	.597
3. Jose Fuentes, Jr.	2001	.595
4. Travis Cox, Sr.	2004	.585
5. Tony Adams, Sr.	1972	.581
6. Leon Jackson III, So.	2005	.576
7. Travis Cox, Jr.	2003	.566
8. Anthony Calvillo, Jr.	1992	.558
9. Brent Snyder, Sr.	1988	.550
10. Chico Canales, Sr.	1983	.547

Touchdown Passes	Year	No.
1. Jose Fuentes, Jr.	2001	24
2. Tony Adams, Sr.	1972	22
3. Jose Fuentes, Sr.	2002	20
Brent Snyder, Jr.	1987	20
Bob Gagliano, Sr.	1980	20
6. Anthony Calvillo, Sr.	1993	19
Brent Snyder, Sr.	1988	19
8. Travis Cox, Jr.	2003	18
9. Ron Lopez, Sr.	1991	17
10. Jose Fuentes, So.	2000	16
Matt Sauk, Sr.	1997	16
Anthony Calvillo, Jr.	1992	16
Tony Adams, Jr.	1971	16
John Pappas, Sr.	1968	16

## Total Offense

Total Offense	Year	Yds.
1. Anthony Calvillo, Sr.	1993	3,260
2. Jose Fuentes, Sr.	2002	3,164
3. Brent Snyder, Sr.	1988	3,154
4. Tony Adams, Sr.	1972	2,953
5. Jose Fuentes, Jr.	2001	2,920
6. Matt Sauk, Sr.	1997	2,898
7. Travis Cox, Jr.	2003	2,844
8. Brent Snyder, Jr.	1987	2,774
9. Patrick Mullins, Jr.	1995	2,678
10. Jose Fuentes, So.	2000	2,602

## Receiving

Receptions	Year	No.
1. Kevin Curtis, Jr.	2001	100
2. Kevin Alexander, Sr.	1995	92
3. Tom Forzani, Sr.	1972	85
4. Nakia Jenkins, Jr.	1996	82
5. Kevin Curtis, Sr.	2002	74
6. Nakia Jenkins, Sr.	1997	73
7. Mike Lee, Sr.	1993	70
8. Kendal Smith, Sr.	1987	67
9. James Murphy, Sr.	1980	66
10. Kendal Smith, Sr.	1988	65

Receiving Yardage	Year	Yds.
1. Kevin Curtis, Jr.	2001	1,531
2. Kevin Alexander, Sr.	1995	1,400
3. Nakia Jenkins, Jr.	1996	1,397
4. Kevin Curtis, Sr.	2002	1,258
5. Kendal Smith, Sr.	1988	1,196
6. Tom Forzani, Sr.	1972	1,169
7. Aaron Jones, Sr.	2000	1,159
8. Nakia Jenkins, Sr.	1997	1,086
9. Mike O'Shea, Jr.	1968	1,077
10. James Murphy, Jr.	1979	1,067

Receiving Average (Minimum 10 Receptions)	Year	Avg.
1. Greg Daly, Jr.	1975	29.4
2. Wesley Garnett, Jr.	1969	24.4
3. Earsell Mackbee, Jr.	1964	22.1
4. Gunther Gutierrez, Sr.	1973	20.7
5. Dionte' Holloway, So.	2005	19.4
Tracy Jenkins, So.	1989	19.4
7. Mike O'Shea, Sr.	1968	19.2
8. Ken Thompson, Jr.	1979	19.1
9. Kendal Smith, So.	1986	18.9
10. Donta' Candler, So.	2002	18.8
Ron Cassidy, Jr.	1977	18.8
Kendal Smith, Fr.	1985	18.8



**Kevin Curtis (#3)** set Utah State's single-season record with 100 receptions during the 2001 season.

# SEASON RECORD LISTS



TD Receptions	Year	TD
1. Tracy Jenkins, Jr.	1990	14
2. Aaron Jones, Sr.	2000	11
Kendal Smith, Sr.	1988	11
Ken Thompson, Jr.	1979	11
Mike O'Shea, Sr.	1968	11
6. Kevin Curtis, Jr.	2001	10
Rod Moore, Sr.	1991	10
James Murphy, Sr.	1980	10
9. Kevin Curtis, Sr.	2002	9
10. Kevin Robinson, So.	2005	8
Nakia Jenkins	1996	8
Tom Forzani	1972	8
Ken Thompson	1980	8

## Scoring

Points Scored	Year	Pts.
1. Jack Hill, Sr.	1956	105
2. Emmett White, Sr.	2001	98
3. Abu Wilson, Sr.	1996	96
Tom Larscheid, Sr.	1961	96
Roy Shivers, Jr.	1965	96
6. Tom Larscheid, Jr.	1960	92
7. Emmett White, Jr.	2000	90
Demario Brown, Sr.	1999	90
Abu Wilson, Jr.	1995	90
Nathan Morreale, Fr.	1993	90
Rick Parros, Sr.	1979	90

Touchdowns	Year	TD
1. Emmett White, Sr.	2001	16
Abu Wilson, Sr.	1996	16
Roy Shivers, Jr.	1965	16
4. Emmett White, Jr.	2000	15
Demario Brown, Sr.	1999	15
Abu Wilson, Jr.	1995	15
Jack Hill	1956	15
Tom Larscheid, Jr.	1960	15
Tom Larscheid, Sr.	1961	15
Rick Parros, Sr.	1979	15

## Kicking

Field Goals Made	Year	FG
1. Brad Bohn, So.	1998	24
2. Nathan Morreale, Fr.	1993	19
3. Sean Jones, Sr.	1992	18
Steve Steinke, So.	1978	18
5. Dene Garner, So.	1985	16
Al Knapp, Sr.	1974	16
7. Micah Knorr, So.	1994	15
8. Dane Kidman, Sr.	2002	14
Brad Bohn, Sr.	2000	14
Doug Beach, So.	1990	14

Field Goals Attempted	Year	FGA
1. Brad Bohn, So.	1998	28
2. Nathan Morreale, Fr.	1993	27
3. Brad Bohn, Jr.	1999	26
4. Sean Jones, Sr.	1992	24
Al Knapp, Sr.	1974	24
Steve Steinke, So.	1978	24
7. Micah Knorr, Sr.	1996	21
8. Brad Bohn, Sr.	2000	20
Micah Knorr, So.	1994	20
Dene Garner, So.	1985	20

Field Goal Percentage (Minimum 10 Attempts)	Year	Pct.
1. Russ Moody, Jr.	1988	.867
2. Brad Bohn, So.	1998	.857
3. Dane Kidman, Sr.	2002	.824
Doug Beach, So.	1990	.824
5. Russ Moody, Jr.	1989	.818
6. Dene Garner, So.	1985	.800
7. Micah Knorr, So.	1994	.750
Sean Jones, Sr.	1992	.750
Steve Steinke, So.	1978	.750
10. Willie Beecher, Jr.	1983	.733

Extra Points Made	Year	No.
1. Brad Bohn, Fr.	1997	39
2. Steve Steinke, Jr.	1979	37
3. Micah Knorr, Sr.	1996	36
4. Dane Kidman, Jr.	2001	35
Doug Beach, So.	1990	35
6. Dane Kidman, Sr.	2002	33
Michael Doyle, Sr.	1972	33
Nathan Morreale, Fr.	1993	33
9. James Turner, Jr.	1961	30
10. Brad Bohn, Sr.	2000	28
Sean Jones, Sr.	1992	28
Chris Pella, Sr.	1964	28

Extra Points Att.	Year	Att.
1. Brad Bohn, Fr.	1997	43
2. Dane Kidman, Jr.	2001	39
Steve Steinke, Jr.	1979	39
4. Micah Knorr, Sr.	1996	37
Michael Doyle, Sr.	1972	37
6. James Turner, Jr.	1961	36
7. Dane Kidman, Sr.	2002	35
Doug Beach, So.	1990	35
9. MacArthur Lane, So.	1965	34
Nathan Morreale, Fr.	1993	34
Chris Pella, Sr.	1964	34

PAT Percentage (Minimum 20 Made)	Year	Pct.
1. Doug Beach, So.	1990	1.000
Willie Beecher, So.	1982	1.000
Tom Mayes, Jr.	1975	1.000
Steve Steinke, So.	1978	1.000
4. Micah Knorr, Sr.	1996	.973
5. Nathan Morreale, Fr.	1993	.971
6. Justin Hamblin, Fr.	2003	.952
7. Steve Steinke, Jr.	1979	.949
8. Dane Kidman, Sr.	2002	.943
9. Sean Jones, Sr.	1992	.933
10. Steve Steinke, Sr.	1980	.929

## Punting

Punting	Year	Avg.
1. Steve Mullins, Jr.	2001	44.8
Jerry Arguello, Jr.	1997	44.8
3. Guy McClure, Sr.	1981	44.5
4. Ben Chaet, Jr.	2004	44.4
5. Herick Mandel, Jr.	1986	42.9
6. Louie Aguiar, Jr.	1987	42.8
7. Rusty Carlsen, Sr.	1991	42.7
8. Louie Aguiar, Sr.	1988	42.4
9. Leon Jackson III, Fr.	2004	42.3
Steve Mullins, Fr.	1999	42.3

## Returns

Punt Returns	Year	Avg.
1. Kevin Robinson, Fr.	2004	22.5
2. Darrell Roberts, Sr.	1962	20.8
3. Bob Wicks, Jr.	1970	17.4
4. Steve Smith, Sr.	1997	15.6
5. Emmett White, So.	1999	15.0
6. Fred Fernandes, So.	1981	12.3
John Strycula, Jr.	1970	12.3
8. James Dye, Jr.	1994	12.2
9. Dave Clark, Jr.	1965	11.7
10. Kendal Smith, Jr.	1987	11.3

Kickoff Returns	Year	Ret.
1. Overton Curtis, Jr.	1957	30.2
2. Tony Pennyman, Jr.	2005	29.3
3. Jerome Dennis, So.	2002	27.7
4. Floyd Foreman, Sr.	1991	27.0
5. Brett Payne, So.	1987	26.0
6. Louie Giammona, So.	1973	25.8
7. Dexter Pointer, Jr.	1990	25.6
8. Tony Walker, Fr.	1998	25.3
9. Kevin Robinson, Fr.	2004	25.1
10. Altie Taylor, So.	1966	24.9


## Defense

Interceptions	Year	Int.
1. Henry King, Sr.	1966	11
2. Rob Fuhrman, Jr.	1973	8
3. Ronald Edwards, Sr.	1991	7
Henry King, Jr.	1965	7
5. Johndale Carty, Jr.	1997	6
Wendall D. Brook, Sr.	1971	6
Chuck Detwiler, Sr.	1968	6
Darrin Long, Jr.	1986	6
Steve Shafer, Sr.	1962	6
Phillip Shelley, Jr.	1971	6
Donald Toomer, So.	1992	6

Int. Return Yardage	Year	Yds.
1. Henry King, Jr.	1965	193
2. Henry King, Sr.	1966	180
3. Ronald Edwards, Sr.	1991	146
4. Rob Fuhrman, Jr.	1973	125
5. Craig Miller, Fr.	1995	122
6. Kevin Brady, Jr.	1980	109
7. Robert Watts, Sr.	2004	100
Wendall D. Brook, Jr.	1970	100
9. Grant Martinsen, Sr.	1966	90
Jim Swindle, So.	1959	90
Jermaine Younger, Jr.	1992	90

Tackles	Year	No.
1. Tony D'Amato, Sr.	1998	170
2. David Gill, Jr.	1995	168
3. Al Smith, Sr.	1986	166
4. David Gill, Sr.	1996	150
5. Donald Miller, Jr.	1987	148
6. Brent Passey, Jr.	1999	142
7. Alfred Bettman, Sr.	1975	140
8. Johndale Carty, So.	1996	138
Brian Longuevan, Jr.	1974	138
Al Smith, Jr.	1985	138

Leaders based on available statistics since 1956.



David Gill (#44) recorded 168 tackles during the 1995 season, which ranks second all-time at Utah State.



## Rushing Yards

Player	Opponent	Yards
1. Emmett White	New Mexico State (11/4/00)	322
2. Roger Grant	Long Beach State (9/8/90)	292
3. Emmett White	Wyoming (9/22/01)	274
4. Demario Brown	Nevada (11/20/99)	253
5. Rick Parros	Fresno State (9/23/78)	252
6. Abu Wilson	UNLV (11/11/95)	251
7. Louie Giammona	Idaho (11/2/74)	247
8. Jay Van Noy	Arizona State (1948)	242
	Louie Giammona	242
	Colorado State (11/22/75)	242
10. Demario Brown	Boise State (10/30/99)	239
11. Emmett White	Weber State (11/17/01)	233
12. Demario Brown	Arkansas State (10/9/99)	225
	Evan Sorenson	225
14. Melvin Blue	Idaho (10/25/97)	224
15. Roger Grant	Pacific (11/17/90)	218
16. Louie Giammona	Kent State (10/19/74)	212
17. Profail Grier	UNLV (10/23/93)	209
18. Rick Parros	Weber State (11/17/79)	208
19. Louie Giammona	Utah (11/16/74)	207
20. Roger Grant	New Mexico State (11/23/91)	205
21. Demario Brown	New Mexico State (10/31/98)	204
22. Abu Wilson	Northern Illinois (10/14/95)	203
	Abu Wilson	203
24. Emmett White	New Mexico State (11/19/94)	203
	Arkansas State (10/28/00)	202

## Passing Yards


Player	Opponent	Yards
1. Tony Adams	Utah (11/11/72)	561
2. Jose Fuentes	Boise State (11/11/00)	509
3. Anthony Calvillo	Brigham Young (10/30/93)	472
4. Jose Fuentes	Weber State (11/17/01)	437
5. Jose Fuentes	Middle Tennessee (11/30/02)	426
6. Anthony Calvillo	Nevada (11/14/92)	428
7. Jose Fuentes	Idaho (10/21/00)	421
8. Brent Snyder	San Jose State (10/22/88)	412
9. Tony Adams	Idaho (11/4/72)	406
10. Matt Sauk	Idaho (10/25/97)	396
11. Matt Sauk	Oklahoma State (9/21/96)	390
12. Tony Adams	Wyoming (11/6/71)	389
13. Brent Snyder	San Jose State (10/31/87)	384
14. Anthony Calvillo	Utah (9/11/93)	380
15. Ron Lopez	Nebraska (9/7/91)	373
16. Leon Jackson III	Louisiana Tech (11/5/05)	372
17. Matt Sauk	New Mexico State (10/18/97)	371
18. Jose Fuentes	Louisiana-Monroe (10/26/02)	368
19. Brent Snyder	Long Beach State (10/8/88)	367
20. Bob Gagliano	San Jose State (11/22/80)	366
21. Eric Hipple	San Jose State (9/8/79)	364
22. Anthony Calvillo	SW Louisiana (9/4/93)	362
23. Brent Snyder	Utah (10/24/87)	360
24. Bob Gagliano	Brigham Young (10/18/80)	358
25. Jose Fuentes	Oregon (9/29/01)	356
	Gym Kimball	356
	UNLV (11/17/84)	356

## Receiving Yards

Player	Opponent	Yards
1. Aaron Jones	Boise State (11/11/00)	297
2. Kevin Curtis	Weber State (11/17/01)	252
3. Kevin Alexander	Pacific (11/18/95)	243
4. Kevin Alexander	Nevada (11/4/95)	236
5. Aaron Jones	Idaho (10/21/00)	233
6. Craig Clark	Utah (11/11/72)	224
7. Kevin Curtis	South Florida (11/24/01)	221
8. Rod Moore	Nebraska (9/7/91)	220
9. James Murphy	Long Beach State (10/6/79)	215
10. Bob Wicks	Idaho (11/21/71)	211
11. Robert Scott	Sam Houston State (9/26/98)	210
12. Kendal Smith	San Jose State (10/22/88)	208
13. Cofie McMahon	Utah (9/11/93)	207
14. Kevin Alexander	New Mexico State (10/21/95)	205
15. Shawn Turner	Eastern Washington (11/5/94)	197
16. James Murphy	Pacific (10/20/79)	196
17. Aaron Jones	Brigham Young (10/1/99)	195
18. Nakia Jenkins	Brigham Young (10/3/97)	194
19. Tom Forzani	Idaho (11/4/72)	193
20. Tracy Jenkins	Pacific (11/17/90)	189
21. Aaron Jones	Stephen F. Austin (9/11/99)	188
22. Ken Thompson	Utah (9/29/79)	184



**Emmett White** (#32) rushed for a school record 322 yards against New Mexico State on Nov. 4, 2000.



**Tony Adams** (#11) passed for a school record 561 yards against Utah on Nov. 11, 1972.



**Aaron Jones** (#9) recorded a school record 297 receiving yards against Boise State on Nov. 11, 2000.



## Rushing

Player	Opponent, Year	Yards
1. Percy Hanson	Colorado Mines, 1920	95
2. Tom Larscheid	Denver, 1960	91
3. Louie Giammona	Utah, 1974	89
4. Marvin Jackson	Fresno State, 1980	88
Tom Larscheid	Pacific, 1960	88
6. Tom Larscheid	Montana, 1960	87
7. MacArthur Lane	Hawaii, 1966	84
8. Jay Van Noy	Wyoming, 1948	82
Fred Allen	Colorado State, 1941	82
10. Richard Gwynn	Fresno State, 1948	80
Ev Sorenson	Colorado, 1947	80
12. Glen Crawford	NMSU, 1985	78
13. Merrill Johnson	Wyoming, 1958	75
14. James Samuel	Brigham Young, 2002	73
15. Roy Shivers	Wichita State, 1964	70
Larry Campbell	Montana, 1963	70

## Passing

Passer-Receiver	Opponent, Year	Yards	
1. Craig Bradshaw-Fred Fernandes	Arizona State, 1979	96	
2. Ron Lopez-Rod Moore	Cal State Fullerton, 1990	94	
3. Dave Holman-Wes Garnett	Army, 1969	90	
4. Doug Samuels-Eric McPherson	Texas Christian, 1981	89	
Roy Shivers-Dave Clark	Colorado State, 1965	89	
6. Jeff Crosbie-Aaron Jones	Brigham Young, 1999	87	
7. Marvin Bell-John Putnik	Utah, 1941	86	
8. Matt Wells-Kevin Alexander	UNLV, 1994	85	
Tony Adams-Craig Clark	Utah, 1972	85	
9. Matt Sauk-Steve Smith	Idaho, 1997	81	
Earsell Mackbee-Grant Martinse	Colorado State, 1964	81	
11. Jose Fuentes-Kevin Curtis	New Mexico, 2002	80	
Jose Fuentes-Kevin Curtis	Idaho State, 2002	80	
Anthony Calvillo-Toney Jenkins	Utah, 1993	80	
Tony Adams-Jerry Hughes	Utah, 1972	80	
Jose Fuentes-Kevin Curtis	Middle Tennessee, 2002	80	
16. Travis Cox-Tony Pennyman	UNLV, 2004	79	
Travis Cox-Barry Tolli	New Mexico, 2003	79	
Jose Fuentes-Kevin Curtis	Middle Tennessee, 2002	79	
Jeff Crosbie-Adrian Pierson	North Texas, 1998	79	
20. Riley Jensen-Robert Scott	Sam Houston State, 1998	77	
21. Matt Sauk-Steve Smith	Boise State, 1997	76	
Merrill Johnson-Tom Larscheid	Chico Canales-Paul Jones	Cal State Fullerton, 1981	76
24. Matt Sauk-Nakia Jenkins	Hawaii, 1959	76	
John Pappas-Mike O'Shea	Brigham Young, 1997	75	
	San Diego State, 1968	75	

## Interception Returns

Player	Opponent, Year	Yards
1. Ernie Groll	Montana State, 1947	102
2. Robert Watts	UNLV, 2004	100
3. Burke Fry	Colorado, 1932	95
4. Jim Swindle	Hawaii, 1959	90
5. Wallace Braegger	Colorado, 1939	85
6. Henry King	Pacific, 1966	84
7. Wendell Brooks	Kentucky, 1970	83
8. Jerome Dennis	Brigham Young, 2002	75
Lauren Pettis	Montana, 1958	75
10. Charles McMillian	LSU, 1993	65
11. Kevin Brady	LBSU, 1980	60

## Fumble Returns

Player	Opponent, Year	Yards
1. Jim Turner	Idaho, 1962	100

## Kickoff Returns

Player	Opponent, Year	Yards
1. Altie Taylor	West Texas State, 1967	105
2. Tom Larscheid	BYU, 1960	102
3. Tony Pennyman	Nevada, 2005	99
4. Altie Taylor	Wichita State, 1968	98
5. Marvin Ellis	Idaho State, 1981	96
Overton Curtis	Idaho, 1958	96
7. Kevin Robinson	UL-Monroe, 2004	94
Rick Parros	Colorado State, 1978	94
9. Tony Pennyman	UNLV, 2005	92
10. Jimmy Bryant	Weber State, 1978	91
11. Eric McPherson	Weber State, 1980	90
Jack Hill	Fresno State, 1955	90
Luke Falck	Colorado Mines, 1921	90



*Kevin Robinson (#6) tied Utah State's longest punt return in school history with a 90 yard return against Troy during the 2004 season.*

## Punt Returns

Player	Opponent, Year	Yards
1. Kevin Robinson	Troy, 2004	90
Dale Leatham	Wichita State, 1950	90
3. Kevin Robinson	San Jose State, 2005	87
4. Tom Larscheid	Utah, 1961	85
5. Bob Wicks	Bowling Green, 1970	84
6. Altie Taylor	Hawaii, 1966	82
Lee Cardon	College of Idaho, 1938	82
8. Bud Paul	Denver, 1952	81
9. Jason Bandy	Northern Illinois, 1995	79
10. Fred Fernandes	Pacific, 1981	78
11. Kendall Smith	UNLV, 1987	77
12. Steve Smith	Oregon State, 1997	74
13. John Strycula	Bowling Green, 1970	73
14. Kevin Robinson	North Texas, 2004	71

## Punts

Player	Opponent, Year	Yards
1. Louie Aguiar	San Jose State, 1988	85
2. Jerry Arguello	Idaho, 1998	77
Herick Mandel	Pacific, 1986	77
4. Rusty Carlsen	Pacific, 1991	75
Dale Money	Boise State, 1982	75
Guy McClure	Arizona State, 1979	75
Seth Maughan	Colorado, 1938	75
8. Guy McClure	Idaho State, 1980	74
9. Guy McClure	San Jose State, 1978	73
10. Mickey Doyle	UNLV, 1971	72
11. Steve Mullins	Utah, 2002	70
Steve Mullins	Idaho, 1999	70
Doug Beach	Arizona, 1992	70
Rusty Carlsen	BYU, 1989	70

## Field Goals

Player	Opponent, Year	Yards
1. Dene Garner	NMSU, 1986	59
2. Dene Garner	San Jose State, 1985	58
3. Micah Knorr	Northern Illinois, 1995	56
4. Brad Bohn	Brigham Young, 1999	55
5. Micah Knorr	Colorado State, 1994	54
Sean Jones	New Mexico State, 1992	54
7. Jim Murphy	West Texas State, 1967	53
8. Brad Bohn	North Texas, 1999	52
Sean Jones	UNLV, 1992	52
Willie Beecher	Idaho State, 1982	52
Steve Steinke	Colorado State, 1979	52
Mickey Doyle	Utah, 1972	52
13. Brad Bohn	Boise State, 1998	51
Dene Garner	NMSU, 1986	51
15. Justin Hamblin	Hawai'i, 2005	50
Willie Beecher	Pacific, 1983	50



# TEAM GAME BESTS

## Total Offense

684	Weber State	2001
684	Nevada	1992
662	Idaho	1997
654	Brigham Young	1993
649	C.S. Northridge	1996
632	Utah	1972
619	New Mexico State	2000
605	New Mexico State	1996
595	Boise State	2000
578	Brigham Young	1972
571	Wyoming	2001
569	Idaho	2000
563	Boise State	1996
557	Montana	1968
548	UNLV	1995
548	Montana	1965
547	Nevada	1993
545	Pacific	1960
544	Stephen F. Austin	1999
544	Utah	1979
544	Hawaii	1966
544	New Mexico State	1964

## Passing Offense

569	Utah	1972
509	Boise State	2000
472	Brigham Young	1993
442	Middle Tennessee	2002
441	Weber State	2001
439	Idaho	2000
428	Nevada	1992
416	Idaho	1972
412	San Jose State	1988
396	Idaho	1997
394	Long Beach State	1979
393	New Mexico State	1997
390	Oklahoma	1996
389	Wyoming	1971
384	San Jose State	1987
380	Brigham Young	1997
380	Utah	1993
378	Oregon	2001
377	North Texas	1997
373	Nebraska	1991
372	Nevada	2005
371	Idaho	1969

## Rushing Offense

501	Idaho	1960
470	New Mexico	1960
467	Denver	1960
439	Pacific	1966
438	Wichita State	1964
428	Hawaii	1966
427	Montana	1959
398	Pacific	1960
397	Montana State	1962
389	Colorado State	1961
388	Nevada	1999
383	Brigham Young	1961
382	Wichita State	1968
359	Long Beach State	1990
358	Kent State	1974
342	Weber State	1976
340	Pacific	1989
338	Utah	1974
332	New Mexico State	1991
330	Idaho State	1982

## Total Defense

23	Idaho	1961
51	Brigham Young	1961
65	Wichita State	1967
83	Nevada Las Vegas	1990
83	Brigham Young	1963
85	Montana State	1961
90	Colorado State	1961
100	New Mexico State	1964
106	Brigham Young	1960
111	Idaho State	1997
111	Pacific	1980
111	Idaho State	1978
115	Hawaii	1965
115	Colorado State	1960
119	San Jose State	1966
124	Colorado State	1966
127	Wichita State	1964
135	Colorado State	1958
137	Wichita State	1968
137	Montana State	1968

## Passing Defense

1	Colorado State	1976
7	Montana	1964
12	West Texas State	1974
14	Utah	1958
15	Colorado State	1961
16	Idaho State	1997
18	New Mexico State	1964
18	Colorado State	1963
21	West Texas State	1975
21	New Mexico State	1958
25	Brigham Young	1961
29	Wyoming	1978
32	Arizona State	1959
36	Montana	1968
37	Idaho	1961
39	Kansas State	1971
40	Memphis	1971
41	Pacific	1987
42	Wyoming	1962
42	Utah	1961

## Rushing Defense

-51	Pacific	1980
-35	Pacific	1967
-22	San Diego State	1971
-15	San Jose State	1985
-11	C.S. Fullerton	1982
-5	San Diego State	1967
-4	Long Beach State	1985
-4	Hawaii	1965
-2	Colorado	1998
-2	Wichita State	1967
1	Long Beach State	1986
1	New Mexico State	1985
4	Washington State	1961
10	Idaho State	1982
12	Weber State	1981
15	Pacific	1978
17	Montana State	1961
20	Hawaii	1966
21	New Mexico State	1991
24	Brigham Young	1960

## Winning Margins

136	136-0	IDAHO STATE	1919
100	100-0	CRIMSONS	1907
88	88-0	IDAHO STATE	1911
77	77-0	GRANITE H.S.	1917
76	76-0	NEW MEXICO ST.	1964
69	69-0	IDAHO	1961
58	58-0	MONTANA MINES	1931
57	57-0	at Wyoming	1917
56	62-6	at Montana	1963
54	54-0	MONTANA MINES	1928
54	54-0	WESTERN STATE	1928
53	53-0	WYOMING	1912
53	53-0	COLO. MINES	1935
52	52-0	SALT LAKE H.S.	1908
52	52-0	at Idaho Marines	1945
49	49-0	ARKANSAS STATE	2003
48	48-0	COLORADO STATE	1946
48	54-6	MONTANA STATE	1961
48	48-0	at Hawaii	1966
47	47-0	MONTANA	1919
47	47-0	MONTANA MINES	1924
47	47-0	at Idaho Marines	1942
47	47-0	IDAHO STATE	1946
47	50-3	at Montana	1968
46	46-0	WYOMING	1903
46	49-3	at Colorado State	1961
46	63-17	at Idaho	1997

## Losing Margins

69	72-3	at Oklahoma	1974
65	65-0	at Southern Cal	1930
60	60-0	at Gonzaga	1914
59	59-0	at Colorado State	1915
59	65-6	BYU	1977
57	57-0	at Stanford	1904
56	70-14	at Iowa	1957
56	66-10	at Southern Cal	1989
54	54-0	BYU	1937
54	61-7	at Texas	1975
53	53-0	COLORADO STATE	1916
52	52-0	at BYU	1986
50	63-13	at Nebraska	1988
49	70-21	at Fresno State	2001
49	49-0	at Oklahoma	1972
48	48-0	at Denver	1950
47	47-0	UTAH	1944
46	46-0	at Utah	1916
46	46-0	at Utah	1950
46	49-3	at Arizona	1992
45	45-0	at Oregon State	1904
45	45-0	at Washington	1904
45	48-3	at Wyoming	1968
45	52-7	at Oregon	1990
44	62-18	TCU	1984
44	44-0	BYU	1985
44	56-12	at Nebraska	1987



# INDIVIDUAL RUSHING, PASSING, RECEIVING



## 100-Yard Rushing Games (Since 1957 in chronological order)

Att-Yds	Player, Class	Opponent	Year
18-133	Overton Curtis, Jr.	Wyoming	1957
17-110	Overton Curtis, Jr.	Colo. St.	1957
10-142	Buddy Allen, Sr.	Idaho	1959
19-158	Tom Larscheid, So.	Mont. St.	1959
14-128	Buddy Allen, Sr.	Hawaii	1959
16-125	Doug Mayberry, Sr.	Idaho	1960
11-111	Doug Mayberry, Sr.	N. Mexico	1960
9-171	Tom Larscheid, Jr.	Montana	1960
9-129	Tom Larscheid, Jr.	Denver	1960
15-149	Tom Larscheid, Jr.	Idaho	1960
17-128	Tom Larscheid, Jr.	N. Mexico	1960
12-188	Tom Larscheid, Jr.	Pacific	1960
12-107	Tom Larscheid, Sr.	Colo. St.	1961
12-168	Tom Larscheid, Sr.	BYU	1961
10-100	Ray Harward, Jr.	Utah	1961
7-105	Larry Campbell, Jr.	Montana	1963
13-133	Darrell Steele, Jr.	N. Mexico	1963
5-117	Roy Shivers, Jr.	Wichita St.	1964
12-115	Roy Shivers, Jr.	Montana	1964
19-113	Craig Murray, Jr.	N. Mexico	1964
19-109	Roy Shivers, Jr.	Ariz. State	1965
21-103	Roy Shivers, Jr.	S.J. State	1965
19-126	Roy Shivers, Jr.	Idaho	1965
14-120	Roy Shivers, Jr.	Montana	1965
21-180	Roy Shivers, Jr.	BYU	1965
25-152	Roy Shivers, Jr.	Utah	1965
21-116	Craig Murray, Sr.	Utah	1965
15-100	Eric Maughan, Sr.	N.M. State	1966
17-115	Eric Maughan, Sr.	Pacific	1966
8-106	MacArthur Lane, Jr.	Pacific	1966
8-192	MacArthur Lane, Jr.	Hawaii	1966
12-111	Altie Taylor, So.	Hawaii	1966
19-125	MacArthur Lane, Sr.	Wichita St.	1967
20-207	MacArthur Lane, Sr.	W. Texas	1967
21-124	Altie Taylor, Jr.	BYU	1967
27-145	Altie Taylor, Jr.	Montana	1967
32-196	Altie Taylor, Sr.	Utah	1968
30-118	Altie Taylor, Sr.	S.D. State	1968
36-135	Altie Taylor, Sr.	W. Texas	1968
14-105	John Strycula, Jr.	Colo. St.	1969
24-114	George Tribble	Army	1969
26-102	John Strycula, Jr.	Utah	1969
28-128	Wiscombe	Idaho	1970
19-118	John Strycula, Sr.	N.M. State	1970
28-118	Jerry Hughes, Jr.	UNLV	1971
12-121	Tony Adams, Sr.	Colo. St.	1972
32-161	Jerry Hughes, Sr.	BYU	1972
25-128	Archie Gibson, Sr.	Weber St.	1973
21-135	Archie Gibson, Sr.	BYU	1973
21-169	Archie Gibson, Sr.	W. Texas	1973
13-113	Archie Gibson, Sr.	N.M. State	1973
30-188	L. Giammona, So	Utah	1973
41-183	L. Giammona, Jr.	Wyoming	1974
17-111	Bill Swanson, So.	Colo. St.	1974
45-212	L. Giammona, Jr.	Kent State	1974
33-135	Jerry Cox, Sr.	Kent State	1974
30-125	L. Giammona, Jr.	W. Texas	1974
41-247	L. Giammona, Jr.	Idaho	1974
33-155	L. Giammona, Jr.	So. Miss.	1974
31-207	L. Giammona, Jr.	Utah	1974
29-121	L. Giammona, Jr.	S.D. State	1974
31-114	L. Giammona, Sr.	Utah	1975
26-155	L. Giammona, Sr.	Florida St.	1975
27-108	L. Giammona, Sr.	S.D. State	1975
30-165	L. Giammona, Sr.	W. Texas	1975
32-167	L. Giammona, Sr.	Wyoming	1975
10-101	Jesse Kemp, Jr.	Wyoming	1975
25-110	L. Giammona, Sr.	BYU	1975
40-198	L. Giammona, Sr.	Boise St.	1975
40-242	L. Giammona, Sr.	Colo. St.	1975
24-108	Dan Cox, Sr.	Utah	1976
26-164	Rick Parros, Fr.	Weber St.	1976
28-130	Rick Parros, So.	S.J. State	1977
29-137	Rick Parros, So.	Boise St.	1977
41-181	Rick Parros, So.	Weber St.	1977
36-126	Rick Parros, So.	Wyoming	1977

31-177	Rick Parros, So.	Memphis	1977
25-137	Rick Parros, So.	Idaho St.	1977
29-113	Rick Parros, Jr.	Idaho St.	1978
31-253	Rick Parros, Jr.	Fresno St.	1978
34-112	Rick Parros, Jr.	Utah	1978
30-120	Rick Parros, Sr.	CS Full.	1979
35-208	Rick Parros, Sr.	Weber St.	1979
26-194	Rick Parros, Sr.	Utah	1979
25-114	Grant	CS Full.	1979
38-168	Rick Parros, Sr.	Fresno St.	1979
19-106	Maurice Turner, So.	CS Full.	1980
5-100	Marvin Jackson, So.	Fresno St.	1980
27-120	Maurice Turner, Jr.	Weber St.	1981
17-124	Marvin Jackson, Sr.	Weber St.	1982
28-126	Marc White, Jr.	L.B. State	1983
22-156	Marc White, Jr.	Utah	1983
13-182	Jeffery	TCU	1984
13-145	Pondre Davis, So.	TCU	1984
14-144	Richard Gwynn, Jr.	Fresno St.	1984
12-107	Glen Crawford, Jr.	Utah	1985
20-152	Richard Gwynn, Sr.	CS Full.	1985
22-104	Travis Clark, Fr.	N. Mexico	1986
28-166	Brett Payne, Sr.	Pacific	1989
22-131	Demetrius Brown, Sr	Pacific	1989
34-292	Roger Grant, Jr.	L.B. State	1990
34-197	Roger Grant, Jr.	Fresno St.	1990
28-141	Roger Grant, Jr.	N.M. State	1990
28-162	Roger Grant, Jr.	UNLV	1990
22-150	Roger Grant, Jr.	CS Full.	1990
17-112	Roger Grant, Sr.	Utah	1991
25-114	Roger Grant, Sr.	CS Full.	1991
29-124	Roger Grant, Sr.	L.B. State	1991
28-103	Roger Grant, Sr.	UNLV	1991
31-131	Roger Grant, Sr.	Pacific	1991
25-205	Roger Grant, Sr.	N.M. State	1991
22-157	Abu Wilson, Fr.	N.M. State	1992
26-106	Abu Wilson, Fr.	Pacific	1992
16-112	James Dye, So.	Fresno St.	1993
27-115	Profail Greer, So.	Nevada	1993
29-209	Profail Greer, So.	UNLV	1993
18-104	Profail Greer, So.	La. Tech	1993
21-140	Profail Greer, So.	N.M. State	1993
16-102	Abu Wilson, So.	SW La.	1994
28-159	Abu Wilson, So.	Pacific	1994
22-203	Abu Wilson, So.	N.M. State	1994
37-134	Abu Wilson, Jr.	Ark. St.	1995
21-104	Abu Wilson, Jr.	Boise St.	1995
23-129	Abu Wilson, Jr.	So. Miss.	1995
31-166	Abu Wilson, Jr.	S.J. State	1995
28-203	Abu Wilson, Jr.	No. Illinois	1995
38-190	Abu Wilson, Jr.	N.M. State	1995
29-251	Abu Wilson, Jr.	UNLV	1995
25-103	Abu Wilson, Jr.	Pacific	1995
32-144	Abu Wilson, Sr.	Utah	1996
19-142	Abu Wilson, Sr.	CS North.	1996
23-104	Abu Wilson, Sr.	Texas Tech	1996
24-117	Abu Wilson, Sr.	N.M. State	1996
21-166	Demario Brown, Fr.	Boise St.	1996
27-131	Demario Brown, Fr.	Idaho	1996
25-165	Demario Brown, Fr.	No. Texas	1996
36-153	Demario Brown, So.	Utah	1997
26-142	Melvin Blue, Jr.	Idaho St.	1997
26-101	Melvin Blue, Jr.	Colo. St.	1997
26-124	Demario Brown, So.	N. Mexico	1997
25-131	Demario Brown, So.	Oregon St.	1997
33-224	Melvin Blue, Jr.	Idaho	1997
21-118	Demario Brown, So.	Boise St.	1997
26-157	Demario Brown, So.	Nevada	1997
19-142	Demario Brown, So.	North Texas	1997
22-108	Demario Brown, Jr.	Utah	1998
24-118	John Roberts, Fr.	SH State	1998
33-204	Demario Brown, Jr.	N.M. State	1998
29-148	Demario Brown, Jr.	Nevada	1998
28-130	Demario Brown, Jr.	No. Texas	1998
16-101	Demario Brown, Sr.	Georgia	1999
21-137	Demario Brown, Sr.	S.F. Austin	1999
25-128	Demario Brown, Sr.	Utah	1999
40-229	Demario Brown, Sr.	Ark. State	1999
18-103	Demario Brown, Sr.	Idaho	1999
33-239	Demario Brown, Sr.	Boise St.	1999
38-253	Demario Brown, Sr.	Nevada	1999

35-159	Demario Brown, Sr.	No. Texas	1999
20-143	Emmett White, Jr.	Texas Tech	2000
22-113	Emmett White, Jr.	Ariz. St.	2000
32-153	Emmett White, Jr.	No. Texas	2000
29-128	Emmett White, Jr.	Idaho	2000
26-202	Emmett White, Jr.	Ark. State	2000
34-322	Emmett White, Jr.	N.M. State	2000
22-108	Emmett White, Sr.	LSU	2001
32-274	Emmett White, Sr.	Wyoming	2001
24-144	Emmett White, Sr.	BYU	2001
25-151	Emmett White, Sr.	Idaho St.	2001
22-117	Emmett White, Sr.	UConn	2001
38-233	Emmett White, Sr.	Weber St.	2001
30-108	Emmett White, Sr.	So. Florida	2001
16-116	David Fiefia, So.	Fresno St.	2001
26-159	James Samuel, Jr.	Troy State	2002
25-142	David Fiefia, Sr.	UL-Monroe	2003
23-101	David Fiefia, Sr.	Mid. Tenn.	2003
21-106	David Fiefia, Sr.	N.M. State	2003
25-131	Chris Forbes, Fr.	N.M. State	2004
25-102	Jerod Walker, Fr.	N.M. State	2005

## 100-Yard Rushing Game Leaders

1.	Demario Brown	21
2.	Abu Wilson	17
3.	Louie Giammona	16
4.	Rick Parros	14
5.	Emmett White	13

## 300-Yard Passing Games (Since 1957 in chronological order)

Yds	C-Att	Player	Opponent	Year
323	25-38	Tony Adams, So.	Kentucky	1970
307	25-48	Tony Adams, Jr.	Utah	1971
389	28-47	Tony Adams, Jr.	Wyoming	1971
406	32-47	Tony Adams, Sr.	Idaho	1972
561	30-43	Tony Adams, Sr.	Utah	1972
315	20-27	Keith Myers, Sr.	Wyoming	1977
342	20-39	Eric Hipple, Jr.	L.B. State	1978
322	22-37	Eric Hipple, Jr.	Miami	1978
364	25-44	Eric Hipple, Sr.	S.J. State	1979
358	29-49	B. Gagliano, Sr.	BYU	1980
366	25-41	B. Gagliano, Sr.	S.J. State	1980
316	19-31	D. Samuels, So.	BYU	1982
333	18-27	Graynor	L.B. State	1984
326	22-42	Gym Kimball, Sr.	Fresno St.	1984
340	25-48	Brett Stevens, Fr.	Fresno St.	1985
335	22-48	Brent Snyder, Jr.	Fresno St.	1987
323	22-46	Brent Snyder, Jr.	N.M. State	1987
384	30-47	Brent Snyder, Jr.	S.J. State	1987
360	27-42	Brent Snyder, Jr.	Utah	1987
324	29-50	Brent Snyder, Jr.	BYU	1987
349	43-62	Brent Snyder, Sr.	UNLV	1988
328	37-65	Brent Snyder, Sr.	Pacific	1988
412	28-50	Brent Snyder, Sr.	S.J. State	1988
367	25-40	Brent Snyder, Sr.	L.B. State	1988
339	17-24	Brent Snyder, Sr.	N.M. State	1988
348	28-49	Ron Lopez, Jr.	S.J. State	1990
373	23-41	Ron Lopez, Jr.	Nebraska	1991
314	21-44	Ron Lopez, Sr.	Oklahoma	1991
342	23-34	A. Calvillo, Jr.	UNLV	1992
428	28-49	A. Calvillo, Jr.	Nevada	1992
362	29-51	A. Calvillo, Sr.	SW La.	1993
380	21-37	A. Calvillo, Sr.	Utah	1993
315	27-49	A. Calvillo, Sr.	Baylor	1993
336	22-43	A. Calvillo, Sr.	Nevada	1993
472	31-57	A. Calvillo, Sr.	BYU	1993
308	21-44	A. Calvillo, Sr.	La. Tech	1993
315	30-56	Pat Mullins, Sr.	Ark. State	1995
309	23-44	Pat Mullins, Sr.	Boise St.	1995
322	20-37	Pat Mullins, Sr.	Nevada	1995
324	21-30	Pat Mullins, Sr.	Pacific	1995
390	22-34	Matt Sauk, Jr.	Okla. St.	1996
342	17-32	Matt Sauk, Jr.	N.M. State	1996
314	19-34	Matt Sauk, Jr.	Nevada	1996
371	23-41	Matt Sauk, Sr.	N.M. State	1997
396	14-28	Matt Sauk, Sr.	Idaho	1997
318	20-36	Matt Sauk, Sr.	No. Texas	1997
338	28-54	Riley Jensen, Sr.	N. Mexico	1998
317	15-31	Riley Jensen, Sr.	SH State	1998



# INDIVIDUAL RUSHING, PASSING, RECEIVING

311	19-42	Jeff Crosbie, So.	BYU	1999
421	19-35	Jo. Fuentes, So.	Idaho	2000
509	25-56	Jo. Fuentes, So.	Boise St.	2000
356	26-46	Jose Fuentes, Jr.	Oregon	2001
437	23-34	Jose Fuentes, Jr.	Weber St.	2001
333	24-44	Jose Fuentes, Jr.	So. Fla.	2001
330	26-41	Jose Fuentes, Sr.	Idaho St.	2002
331	24-53	Jose Fuentes, Sr.	BYU	2002
340	16-34	Jose Fuentes, Sr.	N. Mexico	2002
368	26-49	Jose Fuentes, Sr.	UL-Monroe	2002
426	31-53	Jose Fuentes, Sr.	Mid. Tenn.	2002
308	26-53	Travis Cox, Jr.	Arizona St.	2003
301	22-34	Travis Cox, Jr.	Mid. Tenn.	2003
322	30-45	Travis Cox, Jr.	Idaho	2003
372	27-44	L. Jackson, So.	La. Tech	2005

### 300-Yard Passing Game Leaders

1.	Jose Fuentes	10
1.	Brent Snyder	10
3.	Anthony Calvillo	8
4.	Matt Sauk	6
5.	Pat Mullins	4
5.	Tony Adams	4

### 100-Yard Receiving Games (Since 1957 in chronological order)

#-Yds	Player	Opponent	Year
4-104	Gary Kapp, Jr.	Iowa	1957
6-105	Gary Kapp, Jr.	Colo. St.	1957
8-101	Gary Kapp, Jr.	Denver	1957
3-172	Tom Larscheid, So.	Hawaii	1959
4-111	Tom Larscheid, Sr.	Mont. St.	1961
3-121	Dave Clark, So.	Montana	1964
6-101	Dave Clark, Jr.	Montana	1965
4-124	Dave Clark, Jr.	Colo. St.	1965
5-100	Dave Clark, Jr.	Utah	1965
11-120	Dave Clark, Sr.	N.M. State	1966
8-127	Mike O'Shea, Jr.	W. Texas	1967
6=116	Garth Hall, Sr.	S.D. State	1967
7-134	Mike O'Shea, Sr.	Utah	1968
5-128	Mike O'Shea, Sr.	N.M. State	1968
5-129	Mike O'Shea, Sr.	Montana	1968
10-158	Mike O'Shea, Sr.	Wyoming	1968
5-115	Mike O'Shea, Sr.	Pacific	1968
6-146	Mike O'Shea, Sr.	S.D. State	1968
6-114	Mike O'Shea, Sr.	Wichita St.	1968
6-139	Wesley Garnett, Jr.	Colo. St.	1969
4-110	Paul Reuter, Jr.	Colo. St.	1969
11-154	Bob Wicks, Jr.	Kentucky	1970
13-211	Bob Wicks, Sr.	Idaho	1971
3-108	Craig Clark, So.	UNLV	1971
7-108	Bob Wicks, Sr.	Colo. St.	1971
12-144	Tom Forzani, Jr.	Wyoming	1971
8-101	Bob Wicks, Sr.	Wyoming	1971
13-162	Tom Forzani, Jr.	Utah	1971
15-193	Tom Forzani, Sr.	Idaho	1972
6-131	Tom Forzani, Sr.	Colo. St.	1972
7-124	Tom Forzani, Sr.	BYU	1972
9-145	Tom Forzani, Sr.	Weber St.	1972
8-224	Craig Clark, Jr.	Utah	1972
5-132	Jerry Hughes, Sr.	Utah	1972
5-127	Cory Coles, Sr.	W. Texas	1975
4-137	Greg Daly, Jr.	Boise St.	1975
7-112	Cory Coles, Sr.	BYU	1976
5-119	Ron Cassidy, Jr.	Idaho St.	1977
7-104	Jimmy Bryant, Sr.	Colo. St.	1978
6-125	Jimmy Bryant, Sr.	Fresno St.	1978
6-106	Ron Cassidy, Sr.	Pacific	1978
6-133	Jimmy Bryant, Sr.	L.B. State	1978
7-112	James Murphy, Jr.	Weber St.	1979
2-105	Fred Fernandez, Fr.	Arizona St.	1979
7-138	James Murphy, Jr.	BYU	1979
12-198	James Murphy, Jr.	Pacific	1979
5-115	Ken Thompson, Jr.	Pacific	1979
10-215	James Murphy, Jr.	L.B. State	1979
9-184	Ken Thompson, Jr.	Utah	1979
7-150	Ken Thompson, Jr.	S.J. State	1979
9-183	James Murphy, Sr.	Texas	1980
6-111	Ken Thompson, Sr.	Idaho St.	1980
8-133	James Murphy, Sr.	Weber St.	1980

8-177	James Murphy, Sr.	L.B. State	1980
4-114	Ken Thompson, Sr.	L.B. State	1980
6-135	Ken Thompson, Sr.	S.J. State	1980
9-129	James Murphy, Sr.	S.J. State	1980
4-114	Nate Jones, Jr.	CS Full.	1981
4-136	Eric McPherson, Jr.	TCU	1981
6-109	Eric McPherson, Jr.	Pacific	1982
6-102	James Samuels, So.	S.J. State	1982
5-115	Lockett	L.B. State	1983
9-149	Mickey Bell, Sr.	S.J. State	1985
4-142	Kendal Smith, Fr.	Fresno St.	1985
7-124	Kendal Smith, So.	S.J. State	1986
9-126	Petey Maiden, Sr.	L.B. State	1987
8-114	Kendal Smith, Jr.	L.B. State	1987
10-147	Kendal Smith, Jr.	N.M. State	1987
8-139	Kendal Smith, Jr.	S.J. State	1987
7-142	Kendal Smith, Jr.	Utah	1987
7-115	Patrick Newman, Jr.	Utah	1987
8-101	Kendal Smith, Jr.	BYU	1987
8-101	Kendal Smith, Jr.	Nebraska	1987
7-101	Kendal Smith, Sr.	Fresno St.	1988
8-151	Kendal Smith, Sr.	UNLV	1988
7-148	Kendal Smith, Sr.	Pacific	1988
10-208	Kendal Smith, Sr.	S.J. State	1988
7-124	Kendal Smith, Sr.	L.B. State	1988
7-120	Patrick Newman, Jr.	L.B. State	1988
3-146	Kendal Smith, Sr.	N.M. State	1988
4-110	Patrick Newman, Jr.	Missouri	1988
8-108	Kendal Smith, Sr.	Nebraska	1988
7-116	Patrick Newman, Sr.	Pacific	1989
5-103	Patrick Newman, Sr.	USC	1989
8-108	Patrick Newman, Sr.	CS Full.	1989
10-149	Rod Moore, Jr.	S.J. State	1990
7-109	Tracey Jenkins, Jr.	S.J. State	1990
6-114	Tracey Jenkins, Jr.	CS Full.	1990
5-123	Rod Moore, Jr.	BYU	1990
12-220	Rod Moore, Sr.	Nebraska	1991
8-132	Tracey Jenkins	Oklahoma	1991
7-118	Rod Moore, Sr.	Oklahoma	1991
6-101	Tracey Jenkins, Sr.	S.J. State	1991
7-107	Rod Moore, Sr.	BYU	1991
9-118	Tracey Jenkins, Sr.	Utah	1992
7-100	Tracey Jenkins, Sr.	N.M. State	1992
5-131	Jim Ray, Jr.	CS Full.	1992
5-113	Aub. Thompson, Sr.	SW La.	1993
12-207	Cottie McMahon, Sr.	Utah	1993
7-116	Mike Lee, Sr.	Baylor	1993
9-110	Mike Lee, Sr.	LSU	1993
5-120	Cottie McMahon, Sr.	Nevada	1993
12-122	Aub. Thompson, Sr.	BYU	1993
4-128	Cottie McMahon, Sr.	La. Tech	1994
5-157	Kevin Alexander, Jr.	UNLV	1994
8-197	Shawn Turner, So.	E. Wash.	1994
14-183	Kevin Alexander, Sr.	Ark. State	1995
5-105	Kevin Alexander, Sr.	S.J. State	1995
8-114	Kevin Alexander, Sr.	Colo. St.	1995
14-205	Kevin Alexander, Sr.	N.M. State	1995
13-236	Kevin Alexander, Sr.	Nevada	1995
11-107	Kevin Alexander, Sr.	UNLV	1995
9-243	Kevin Alexander, Sr.	Pacific	1995
4-122	Steve Smith, Jr.	CS North.	1996
6-112	Nakia Jenkins, Jr.	CS North.	1996
6-100	Shawn Turner, Sr.	CS North.	1996
10-143	Nakia Jenkins, Jr.	So. Miss.	1996
4-100	Nakia Jenkins, Jr.	Okla. St.	1996
8-114	Nakia Jenkins, Jr.	Texas Tech	1996
6-109	Steve Smith, Jr.	Texas Tech	1996
8-178	Nakia Jenkins, Jr.	N.M. State	1996
5-144	Shawn Turner, Sr.	N.M. State	1996
9-150	Nakia Jenkins, Jr.	Boise St.	1996
10-159	Nakia Jenkins, Jr.	Idaho	1996
8-140	Nakia Jenkins, Jr.	No. Texas	1996
7-140	Nakia Jenkins, Jr.	Nevada	1996
13-153	Nakia Jenkins, Sr.	Idaho St.	1997
9-194	Nakia Jenkins, Sr.	BYU	1997
10-158	Nakia Jenkins, Sr.	N.M. State	1997
4-183	Steve Smith, Sr.	Idaho	1997
5-117	Steve Smith, Sr.	Boise St.	1997
4-136	Steve Smith, Sr.	Cincinnati	1997
5-210	Robert Scott, Sr.	SH State	1998
4-101	Aaron Jones, So.	Boise St.	1998

10-105	Aaron Jones, Jr.	Georgia	1999
11-188	Aaron Jones, Jr.	S.F. Austin	1999
10-195	Aaron Jones, Jr.	BYU	1999
5-127	Aaron Jones, Sr.	So. Utah	2000
6-103	Aaron Jones, Sr.	Utah	2000
8-233	Aaron Jones, Sr.	Idaho	2000
7-134	Emmett White, Jr.	N.M. State	2000
10-297	Aaron Jones, Sr.	Boise St.	2000
11-171	Kevin Curtis, Jr.	Utah	2001
12-100	Kevin Curtis, Jr.	LSU	2001
9-119	Kevin Curtis, Jr.	Wyoming	2001
10-166	Kevin Curtis, Jr.	Oregon	2001
11-129	Kevin Curtis, Jr.	BYU	2001
6-107	Kevin Curtis, Jr.	Idaho St.	2001
10-252	Kevin Curtis, Jr.	Weber St.	2001
5-127	Gary Coleman, Jr.	Weber St.	2001
11-221	Kevin Curtis, Jr.	So. Florida	2001
7-110	Kevin Curtis, Jr.	Fresno St.	2001
6-102	Kevin Curtis, Sr.	Nebraska	2002
5-147	Kevin Curtis, Sr.	Idaho St.	2002
10-117	Kevin Curtis, Sr.	Boise St.	2002
6-180	Kevin Curtis, Sr.	N. Mexico	2002
6-114	Kevin Curtis, Sr.	UL-Monroe	2002
7-111	Kevin Curtis, Sr.	N.M. State	2002
7-134	Chris Cooley, Jr.	Troy State	2002
13-177	Kevin Curtis, Sr.	Mid. Tenn.	2002
5-105	Chris Cooley, Jr.	Mid. Tenn.	2002
5-113	Chris Stallworth, Sr.	Utah	2003
6-111	Kenny Coleman, Sr.	N.M. State	2003
10-125	Chris Cooley, Sr.	Idaho	2003
5-106	Kevin Robinson, Fr.	Idaho	2004
4-119	Tony Pennyman, So.	UNLV	2004
8-117	Tony Pennyman, So.	No. Texas	2004
7-114	Tony Pennyman, So.	UL-Monroe	2004
5-116	Kevin Robinson, Fr.	Ark. St.	2004
9-131	Kevin Robinson, So.	La. Tech	2005
7-116	Kevin Robinson, So.	Nevada	2005

### 100-Yard Receiving Game Leaders

1.	Kevin Curtis	16
2.	Kendal Smith	15
3.	Nakia Jenkins	12
4.	James Murphy	8
4.	Mike O'Shea	8



**Nakia Jenkins (#1)** recorded 12 100-yard receiving games during his Utah State career.

## Season Bests

### Rushing Yards

Senior	Year	Yards
1. Demario Brown	1999	1536
2. Louie Giammona	1975	1454
3. Emmett White	2001	1361

Junior	Year	Yards
1. Louie Giammona	1974	1534
2. Abu Wilson	1995	1476
3. Roger Grant	1990	1370

Sophomore	Year	Yards
1. Rick Parros	1977	1135
2. Profail Greer	1993	947
3. Abu Wilson	1994	822

Freshman	Year	Yards
1. Abu Wilson	1992	795
2. Demario Brown	1996	700
3. Chris Forbes	2004	396

### Passing Yards

Senior	Year	Yards
1. Jose Fuentes	2002	3268
2. Brent Snyder	1988	3218
3. Anthony Calvillo	1993	3148

Junior	Year	Yards
1. Jose Fuentes	2001	3100
2. Brent Snyder	1987	2887
3. Travis Cox	2003	2791

Sophomore	Year	Yards
1. Jose Fuentes	2000	2709
2. Jeff Crosbie	1999	2007
3. Kirk Johnson	1989	1862

Freshman	Year	Yards
1. Doug Samuels	1981	1127
2. Jeff Crosbie	1998	1111
3. Jerod Walker	2005	653

### Receiving Yards

Senior	Year	Yards
1. Kevin Alexander	1995	1400
2. Kevin Curtis	2002	1258
3. Kendal Smith	1988	1196

Junior	Year	Yards
1. Kevin Curtis	2001	1531
2. Nakia Jenkins	1996	1397
3. James Murphy	1979	1067

Sophomore	Year	Yards
1. Pat Newman	1987	665
2. Kevin Robinson	2005	661
3. Tony Pennyman	2004	598

Freshman	Year	Yards
1. Kevin Robinson	2004	602
2. David Fiefla	2000	344
3. Chris Stallworth	2000	289

## Single-Game Bests

### Rushing Yards

Senior	Opponent	Yards
1. Emmett White	Wyoming, 2001	274
2. Demario Brown	Nevada, 1999	253
3. Jay Van Noy	Arizona State, 1948	242

Junior	Opponent	Yards
1. Emmett White	N.M. State, 2000	322
2. Roger Grant	L.B. State, 1990	292
3. Rick Parros	Fresno State, 1978	252

Sophomore	Opponent	Yards
1. Profail Greer	UNLV, 1993	209
2. Abu Wilson	N.M. State, 1994	203
3. Louie Giammona	Utah, 1973	188

Freshman	Opponent	Yards
1. Demario Brown	Boise State, 1996	166
2. Demario Brown	North Texas, 1996	165
3. Rick Parros	Weber State, 1976	164

### Passing Yards

Senior	Opponent	Yards
1. Tony Adams	Utah, 1972	561
2. Anthony Calvillo	BYU, 1993	472
3. Jose Fuentes	Mid. Tenn., 2002	426

Junior	Opponent	Yards
1. Jose Fuentes	Weber St., 2001	437
2. Anthony Calvillo	Nevada, 1992	428
3. Matt Sauk	Okla. St., 1996	390

Sophomore	Opponent	Yards
1. Jose Fuentes	Boise State, 2000	509
2. Jose Fuentes	Idaho, 2000	421
3. Leon Jackson III	La. Tech, 2005	372

Freshman	Opponent	Yards
None with at least 300 yards		

### Receiving Yards

Senior	Opponent	Yards
1. Aaron Jones	Boise State, 2000	297
2. Kevin Alexander	Pacific, 1995	243
3. Kevin Alexander	Nevada, 1995	236

Junior	Opponent	Yards
1. Kevin Curtis	Weber St., 2001	252
2. Craig Clark	Utah, 1972	224
3. Kevin Curtis	So. Florida, 2001	221

Sophomore	Opponent	Yards
1. Shawn Turner	E. Wash., 1994	197
2. Tom Larscheid	Hawai'i, 1959	172
3. Kevin Robinson	La. Tech, 2005	131


Freshman	Opponent	Yards
1. Kendal Smith	Fresno State, 1985	142
2. Kevin Robinson	Arkansas St. 2004	116
3. Kevin Robinson	Idaho, 2004	106



Rick Parros



Jose Fuentes



Kevin Alexander





# YEAR-BY-YEAR LEADERS

## Rushing

Year	Name, Class	No.	Yds.	Avg.	TD
1956	Jack Hill, Sr.	140	920	6.6	14
1957	Overton Curtis, Jr.	146	616	4.2	8
1958	Buddy Allen, Jr.	88	509	5.7	3
1959	Buddy Allen, Sr.	79	553	7.0	7
1960	Tom Larscheid, Jr.	124	1044	8.4	13
1961	Tom Larscheid, Sr.	121	773	6.3	11
1962	Roger Leonard, Sr.	66	349	5.2	7
1963	Larry Campbell, Jr.	82	585	7.1	8
1964	Craig Murray, Jr.	85	455	5.4	7
1965	Roy Shivers, Jr.	189	1138	6.0	14
1966	Eric Maughan, Sr.	117	574	4.9	5
1967	Altie Taylor, Jr.	159	717	4.5	3
1968	Altie Taylor, Sr.	203	929	4.6	8
1969	George Tribble	124	469	3.8	1
1970	John Strycula, Jr.	157	644	4.1	3
1971	Ed Giles, Sr.	128	510	4.0	3
1972	Jerry Hughes, Sr.	171	679	3.9	5
1973	Archie Gibson, Sr.	216	1150	5.3	3
1974	Louie Giammona, Jr.	329	1534	4.7	8
1975	Louie Giammona, Sr.	303	1454	4.8	11
1976	Dan Cox, Sr.	123	410	3.3	1
1977	Rick Parros, So.	261	1135	4.3	4
1978	Rick Parros, Jr.	221	966	4.3	7
1979	Rick Parros, Sr.	259	1236	4.8	15
1980	Marvin Jackson, So.	76	418	5.5	4
1981	Maurice Turner, Jr.	163	641	3.9	6
1982	Maurice Turner, Sr.	121	485	4.0	0
1983	Marc White, Jr.	159	672	4.2	4
1984	Marc White, Sr.	96	431	4.5	5
1985	Glen Crawford, Jr.	105	495	4.7	1
1986	Demetrius Brown, Fr.	97	289	3.0	0
1987	Brett Payne, So.	77	412	5.4	2
1988	Timo Tagaloa, Sr.	91	330	3.6	0
1989	Demetrius Brown, Sr.	171	615	3.6	3
1990	Roger Grant, Jr.	266	1370	5.2	8
1991	Roger Grant, Sr.	218	1017	4.7	4
1992	Abu Wilson, Fr.	164	795	4.8	5
1993	Profail Greer, So.	190	947	5.0	10
1994	Abu Wilson, So.	158	822	5.2	4
1995	Abu Wilson, Jr.	275	1476	5.4	15
1996	Abu Wilson, Sr.	195	840	4.3	16
1997	Demario Brown, So.	184	971	5.3	10
1998	Demario Brown, Jr.	210	846	4.0	5
1999	Demario Brown, Sr.	279	1536	5.5	14
2000	Emmett White, Jr.	242	1322	5.5	13
2001	Emmett White, Sr.	250	1361	5.4	13
2002	James Samuel, Jr.	120	633	5.3	7
2003	David Fiefla, Sr.	206	967	4.7	7
2004	Chris Forbes, Fr.	108	396	3.7	3
2005	Ryan Bohm, Fr.	92	340	3.7	4

## Passing

Year	Name, Class	Att.	Com.	Pct.	Yds.	TD
1956	Bob Winters, Jr.	130	65	.500	943	4
1957	Bob Winters, Sr.	179	92	.514	1139	7
1958	Rick Dobbins, So.	95	39	.411	539	3
1959	Mel Montalbo, So.	66	29	.439	543	5
1960	Dolph Camilli, Jr.	35	15	.428	281	4
1961	Mel Montalbo, Sr.	46	23	.500	478	7
1962	Jim Turner, Sr.	56	30	.536	414	2
1963	Bill Munson, Sr.	201	120	.592	1699	12
1964	Ron Edwards, So.	105	50	.476	798	9
1965	Ron Edwards, Sr.	160	86	.538	1095	12
1966	John Pappas, So.	97	38	.392	535	2
1967	John Pappas, Jr.	205	106	.517	1424	12
1968	John Pappas, Sr.	203	98	.483	1647	16
1969	Dave Holman	226	110	.487	1511	8
1970	Tony Adams, So.	232	108	.465	1394	16
1971	Tony Adams, Jr.	284	144	.570	2035	14
1972	Tony Adams, Sr.	351	204	.581	2797	22
1973	Tom Wilson, Jr.	159	80	.503	1177	6
1974	Bill Swanson, So.	99	44	.444	614	2
1975	Greg Van Ness, Jr.	166	82	.494	1281	8
1976	Keith Myers, Jr.	145	82	.566	1042	8
1977	Eric Hipple, So.	173	91	.526	1301	10
1978	Eric Hipple, Jr.	287	150	.522	2088	9
1979	Eric Hipple, Sr.	239	144	.603	1924	13
1980	Bob Gagliano, Sr.	345	184	.533	2365	20

1981	Doug Samuels, Fr.	168	78	.464	1127	7
1982	Doug Samuels, So.	265	135	.509	1764	12
Year	Name, Class	Att.	Com.	Pct.	Yds.	TD
1983	Chico Canales, Sr.	214	117	.547	1343	7
1984	Gym Kimball, Sr.	308	152	.494	1913	7
1985	Brett Stevens, Fr.	151	75	.497	909	6
1986	Tom Ponich, Sr.	259	107	.413	1230	7
1987	Brent Snyder, Jr.	427	226	.529	2887	20
1988	Brent Snyder, Sr.	447	246	.550	3218	19
1989	Kirk Johnson, So.	286	127	.444	1862	8
1990	Ron Lopez, Jr.	260	138	.531	1961	14
1991	Ron Lopez, Sr.	314	153	.487	2221	17
1992	Anthony Calvillo, Jr.	360	201	.558	2494	16
1993	Anthony Calvillo, Sr.	469	247	.527	3148	19
1994	Matt Wells, So.	311	153	.492	1812	11
1995	Patrick Mullins, Sr.	383	209	.546	2774	12
1996	Matt Sauk, Jr.	286	154	.538	2489	8
1997	Matt Sauk, Sr.	378	190	.503	2896	16
1998	Riley Jensen, Sr.	194	93	.479	1231	8
1999	Jeff Crosbie, So.	361	169	.468	2007	10
2000	Jose Fuentes, So.	368	194	.527	2709	16
2001	Jose Fuentes, Jr.	437	260	.595	3100	24
2002	Jose Fuentes, Sr.	454	246	.542	3268	20
2003	Travis Cox, Jr.	415	235	.566	2791	18
2004	Travis Cox, Sr.	306	179	.585	1908	10
2005	Leon Jackson III, So.	229	132	.576	1547	8

## Receiving

Year	Name, Class	No.	Yds.	Avg.	TD
1956	John Whatcott, Sr.	23	400	17.4	3
1957	Gary Kapp, Jr.	45	635	14.1	4
1958	Jerry Pelovsky, Jr.	17	243	14.3	1
1959	Tom Larscheid, So.	8	258	32.2	5
1960	Doug Mayberry, Sr.	6	74	12.3	3
1961	Tom Larscheid, Sr.	10	178	17.8	2
1962	John Matthews, So.	13	223	17.1	1
1963	John Matthews, Jr.	16	212	13.2	0
1964	Jack Hannum, Sr.	18	296	16.4	3
1965	Dave Clark, Jr.	35	579	16.5	7
1966	Dave Clark, Sr.	20	251	12.5	1
1967	Mike O'Shea, Jr.	41	599	14.6	4
1968	Mike O'Shea, Sr.	56	1077	19.2	11
1969	Paul Reuter, Jr.	22	261	11.9	2
1970	Bob Wicks, Jr.	47	642	13.7	3
1971	Bob Wicks, Sr.	58	862	14.8	5
1972	Tom Forzani, Sr.	85	1169	13.7	8
1973	Craig Clark, Sr.	27	495	18.3	5
1974	Kory Coles, So.	16	225	15.9	2
1975	Paul Tippetts, Jr.	24	360	15.0	1
1976	Greg Daly, Sr.	37	498	13.5	4
1977	Jimmy Bryant, Jr.	41	561	13.7	6
1978	Jimmy Bryant, Sr.	48	696	14.5	3
1979	James Murphy, Jr.	63	1067	16.9	6
1980	James Murphy, Sr.	66	996	15.1	10
1981	Eric McPherson, Jr.	31	566	18.3	6
1982	James Samuels, So.	30	462	15.5	4
1983	Andre Bynum, Sr.	31	239	7.4	1
1984	Mickey Bell, Jr.	29	439	15.1	3
1985	Derek McPherson, Sr.	25	331	13.2	2
1986	Kendal Smith, So.	25	474	18.9	7
1987	Kendal Smith, Jr.	67	1048	15.6	7
1988	Kendal Smith, Sr.	65	1196	18.4	11
1989	Patrick Newman, Sr.	45	791	17.6	4
1990	Tracey Jenkins, Jr.	52	842	16.2	14
1991	Rod Moore, Sr.	60	944	15.7	10
1992	Greg Watts, Sr.	42	448	10.7	1
1993	Mike Lee, Sr.	70	715	10.2	5
1994	Shawn Turner, So.	43	563	13.1	2
1995	Kevin Alexander, Sr.	92	1400	15.2	6
1996	Nakia Jenkins, Jr.	82	1397	17.0	8
1997	Nakia Jenkins, Sr.	73	1086	14.9	6
1998	Robert Scott, Sr.	55	808	14.7	6
1999	Aaron Jones, Jr.	54	653	12.1	4
2000	Aaron Jones, Sr.	63	1159	18.4	11
2001	Kevin Curtis, Jr.	100	1531	15.3	10
2002	Kevin Curtis, Sr.	74	1258	17.0	9
2003	Chris Cooley, Sr.	62	732	11.8	6
2004	Kevin Robinson, Fr.	44	602	13.7	3
2005	Tony Pennyman, Jr.	63	741	11.8	5

# YEAR-BY-YEAR LEADERS



## Scoring

Year	Name, Class	TD	PAT	FG	PTS
1956	Jack Hill, Sr.	15	15		105
1957	Overton Curtis, Jr.	9	6	1	63
1958	Buddy Allen, Jr.	4	1*		26
1959	Tom Larscheid, So.	10			60
1960	Tom Larscheid, Jr.	15	1*		92
1961	Tom Larscheid, Sr.	15	3*		96
1962	Jim Turner, Sr.	6	25	3	70
1963	Darell Steele, Jr.	8	2*		52
1964	Craig Murray, Jr.	7			42
1965	Roy Shivers, Jr.	16			96
1966	Eric Maughan, Sr.	5	1		31
1967	Jim Murphy, Sr.		19	8	43
1968	Altie Taylor, Sr.	12			72
1969	Jess Garcia		13	5	28
1970	John Strycula, Jr.	7	3*		48
1971	Jerry Hughes, Jr.	10			60
1972	Mickey Doyle, Sr.	1	33	10	69
1973	Jerry Cox, Jr.	10			60
1974	Al Knapp, Sr.		19	16	67
1975	Louie Glammona, Sr.	11			66
1976	Tom Mayes, Sr.		14	8	38
1977	Jimmy Bryant, Jr.	7			42
1978	Steve Steinke, So.		25	18	79
1979	Rick Parros, Sr.	15			90
1980	James Murphy, Jr.	10	1*		62
1981	Eric McPherson, Jr.	6			36
	Maurice Turner, Jr.	6			36
1982	Willie Beecher, So.		20	10	50
1983	Willie Beecher, Jr.		18	11	51
1984	Marc White, Sr.	8			48
1985	Dene Garner, So.		15	16	63
1986	Kendal Smith, So.	7			42
1987	Dene Garner, Sr.		19	12	55
1988	Kendal Smith, Sr.	12			72
1989	Russ Moody, Sr.		20	9	47
1990	Tracey Jenkins, Jr.	14			84
1991	Rod Moore, Sr.	10			60
1992	Sean Jones, Sr.		28	18	82
1993	Nathan Morreale, Fr.		33	19	90
1994	Micah Knorr, So.		18	15	63
1995	Abu Wilson, Jr.	15			90
1996	Abu Wilson, Sr.	16			96
1997	Demario Brown, So.	11			66
	Brad Bohn, Fr.		39	9	66
1998	Brad Bohn, So.		17	24	89
1999	Demario Brown, Sr.	15			90
2000	Emmett White, Jr.	15			90
2001	Emmett White, Sr.	16	1*		98
2002	Dane Kidman, Sr.		33	14	75
2003	David Fiefica, Sr.	8	1*		50
2004	Kevin Robinson, Fr.	6			36
2005	Kevin Robinson, So.	10			60

\*Two-Point Conversions

## Tackles

Year	Name, Class	Solo	Assists	Total
1967	Bill Staley, Sr.	99	33	132
1968	Dana Schulz	22	109	131
1969	Eugene Carillo	33-	64	97
1970	Bill Dunstan, Sr.	45	74	119
	Mike Jones, Jr.	43	76	119
1971	Tom Murphy, Sr.	35	46	81
1972	Kent Baer, Sr.	34	80	114
1973	Brian Longuevan, So.	24	56	80
1974	Brian Longuevan, Jr.	58	80	138
1975	Al Bettman, Sr.	48	92	140
1976	Del Bunselmeir, Jr.	29	61	90
1977	Dan Elder, Sr.	14	94	108
1978	Rulon Jones, Jr.	26	78	104
1979	Elwood Threlfall, Sr.	9	84	93
1980	David Bluford, So.	7	89	96
1981	Pat McKenna, Jr.	50	74	124
1982	Pat McKenna, Sr.	40	51	91
1983	Aaron Smith, Sr.	55	76	131
1984	James Jenkins, So.	40	73	113
1985	Al Smith, Jr.	57	81	138
1986	Al Smith, Sr.	69	97	166
1987	Donald Miller, Jr.	56	82	138

1988	Del Lyles, Fr.	53	70	123
1989	Kevin Bouwman, Jr.	40	74	114
1990	Del Lyles, Jr.	40	54	94
1991	Del Lyles, Sr.	55	70	125
1992	Jermaine Younger, Jr.	76	45	121
1993	Jermaine Younger, Sr.	54	54	108
1994	David Gill, So.	55	34	89
1995	David Gill, Jr.	65	103	168
1996	David Gill, Sr.	75	75	150
1997	Tony D'Amato, Jr.	75	49	124
1998	Tony D'Amato, Sr.	77	93	170
1999	Brent Passey, Jr.	75	67	142
2000	Brent Passey, Sr.	66	53	119
2001	Jesse Busta, Jr.	42	58	100
2002	Jesse Busta, Sr.	64	71	135
2003	Robert Watts, Jr.	49	69	118
2004	Robert Watts, Sr.	23	51	74
2005	Jake Hutton, Fr.	38	49	87

## Interceptions

Year	Name, Class	No.	Yds.	TD
1959	Mel Montalbo, So.	2	54	0
1960	Tom Larscheid, Jr.	3	25	0
1961	Terry Cogaanan, Jr.	4	30	0
1962	Steve Shafer, Sr.	6	82	0
1963	Bob Umemura, Jr.	4	63	0
1964	James Mackbee, Jr.	4	82	2
1965	Henry King, Jr.	7	193	1
1966	Henry King, Sr.	11	180	2
1967	Chuck Myrick, Jr.	5	69	0
1968	Chuck Detwiler, Sr.	6	56	0
1969	Tyrone Couey	4	36	0
1970	Wendell Brooks, Jr.	4	100	0
1971	Wendell Brooks, Sr.	6	77	0
1972	Phil Shelley, Sr.	4	119	0
1973	Robert Fuhriman, Sr.	8	125	1
1974	Pete Lavarato, Sr.	5	52	0
1975	Steve Coleman, Jr.	3	33	0
1976	John Dodge, Sr.	3	75	1
1977	Ron McCloud, Jr.	5	46	0
1978	Donnie Henderson, Jr.	3	27	0
1979	Donnie Henderson, Sr.	3	45	0
1980	Kevin Brady, Jr.	5	109	1
1981	Larry Hogue, Sr.	5	15	0
1982	Patrick Allen, Jr.	5	1	0
1983	Ferrante Grantham, Sr.	3	40	0
1984	Dale Ephriam, Sr.	4	0	0
1985	Ed Berry, Sr.	3	37	0
1986	Darrin Long, Jr.	6	71	0
1987	Tony Brown, Sr.	3	12	0
1988	Travis Clark, Jr.	5	28	0
1989	Travis Clark, Sr.	4	21	0
1990	Damon Smith, Fr.	5	9	0
1991	Ron Edwards, Sr.	7	146	2
1992	Donald Toomer, So.	6	21	0
1993	Damon Smith, Sr.	5	5	0
1994	Paul Gustafson, Sr.	5	8	0
	Donald Toomer, Sr.	5	5	0
1995	Craig Miller, Fr.	4	122	1
	Spencer Waggoner, Jr.	4	71	0
1996	Dwayne Nelson, Sr.	4	5	0
1997	Johndale Carty, Jr.	6	39	0
1998	Tony Walker, Fr.	2	33	0
1999	Four with	2		
2000	Four with	2		
2001	Nathan Barber, Sr.	4	38	0
2002	Seven with	1		
2003	Terrance Washington, Fr.	5	61	0
2004	Cornelius Lamb, Jr.	3	62	0
2005	Jarrett Bush, Sr.	2	0	0
	Terrance Washington, Jr.	2	3	0

## Punt Returns

Year	Name, Class	No.	Yds.	Avg.	TD
1957	Jerry Pelovsky, So.	6	84	14.0	0
1958	Buddy Allen, Jr.	10	129	12.9	0
1959	Tom Larscheid, So.	8	105	13.1	0
1960	Tom Larscheid, Jr.	7	122	17.4	0
1961	Tom Larscheid, Sr.	12	281	23.4	2
1962	Darrell Roberts, Sr.	16	333	20.8	0
1963	Larry Bryan, Sr.	11	106	9.5	0



# YEAR-BY-YEAR LEADERS

Year	Name, Class	No.	Yds.	Avg.	TD
1964	Eric Maughan, So.	8	66	8.3	0
1965	Roy Shivers, Jr.	9	179	19.9	0
1966	Altie Taylor, So.	18	185	10.3	0
1967	Bob Peters, Jr.	21	164	7.8	0
1968	Altie Taylor, So.	20	295	14.8	1
1969	John Strycula	8	153	19.1	1
1970	Bob Wicks, Jr.	16	279	17.4	2
1971	Bob Wicks, Sr.	12	142	11.8	1
1972	Tom Forzani, Sr.	20	123	6.2	0
1973	Kelley Deist, Jr.	8	90	11.3	0
1974	Kelley Deist, Sr.	22	187	8.5	0
1975	Louie Giammona, Sr.	18	124	6.9	0
1976	Dan Cox, Sr.	10	75	7.5	0
1977	Jimmy Bryant, Jr.	18	226	12.6	0
1978	Jimmy Bryant, Sr.	23	216	9.3	0
1979	Stacy Colbert, Jr.	20	185	9.2	0
1980	Stacy Colbert, Sr.	19	177	9.3	0
1981	Fred Fernandes, So.	28	344	12.3	2
1982	Fred Fernandes, Jr.	22	167	7.6	0
1983	Fred Fernandes, Sr.	30	280	9.3	0
1984	Ray Farris, So.	8	45	5.6	0
1985	Ray Farris, Jr.	12	146	12.2	0
1986	Kendal Smith, So.	31	183	5.9	0
1987	Kendal Smith, Jr.	26	293	11.3	1
1988	Kendal Smith, Sr.	13	141	10.8	1
1989	Patrick Newman, Sr.	12	94	7.8	0
1990	Rod Moore, Jr.	21	119	5.7	0
1991	Floyd Foreman, Sr.	12	86	7.2	0
1992	Greg Watts, Sr.	22	179	8.1	0
1993	James Dye, So.	21	256	12.2	1
1994	Kevin Alexander, Jr.	14	203	14.5	1
1995	Jason Bandy, Jr.	19	177	9.3	1
1996	Jason Bandy, Sr.	20	124	6.2	0
1997	Steve Smith, Sr.	22	344	15.6	2
1998	Tony Walker, Fr.	42	347	8.3	0
1999	Emmett White, So.	24	361	15.0	0
2000	Emmett White, Jr.	21	183	8.7	0
2001	Emmett White, Sr.	16	125	7.8	0
2002	David Fiefica, Jr.	11	100	9.1	0
2003	David Fiefica, Sr.	22	240	10.9	0
2004	Kevin Robinson, Fr.	17	382	22.5	2
2005	Kevin Robinson, So.	27	270	10.0	1

## Kickoff Returns

Year	Name, Class	No.	Yds.	Avg.	TD
1957	Overton Curtis, Jr.	23	695	30.2	0
1958	Overton Curtis, Sr.	9	296	32.8	0
1959	Buddy Allen, Sr.	10	219	21.9	0
1960	Tom Larscheid, Jr.	7	253	36.1	1
1961	Tom Larscheid, Sr.	5	115	23.0	0
1962	Darrell Roberts, Sr.	9	245	27.2	0
1963	Larry Bryan, Sr.	7	173	24.7	0
1964	Dave Clark, So.	9	225	25.0	0
1965	Roy Shivers, Jr.	7	140	20.0	0
1966	Altie Taylor, So.	14	348	24.9	0
1967	Altie Taylor, Jr.	15	478	31.9	0
1968	Altie Taylor, Sr.	11	344	31.3	1
1969	Dale Washburn, Jr.	11	212	19.3	0
1970	Jerry Holmes, So.	11	179	16.3	0
1971	Jerry Hughes, Jr.	18	375	20.8	0
1972	Kelley Deist, So.	11	232	21.1	0
1973	Louie Giammona, So.	21	542	25.8	0
1974	Louie Giammona, Jr.	17	335	20.9	0
1975	Louie Giammona, Sr.	20	434	21.7	0
1976	Dan Cox, Sr.	15	318	21.2	0
1977	Jimmy Bryant, Jr.	17	301	17.7	0
1978	Jimmy Bryant, Sr.	20	551	27.5	1
1979	Rob Robinson, Sr.	13	269	20.6	0
1980	Stacy Colbert, Sr.	19	404	21.3	0
1981	Nate Jones, Jr.	10	218	21.8	0
1982	Paul Jones, So.	18	355	19.7	0
1983	Paul Jones, Jr.	10	212	21.2	0
1984	Percy Jackson, Jr.	11	208	18.9	0
1985	Willie Clark, Jr.	15	348	23.2	0
1986	Kendal Smith, So.	37	735	19.8	0
1987	Brett Payne, So.	21	545	26.0	0
1988	Kendal Smith, Sr.	26	524	20.2	0
1989	Patrick Newman, Sr.	29	500	17.2	0
1990	Dexter Pointer, Jr.	30	769	25.6	0
1991	Floyd Foreman, Sr.	27	730	27.0	0
1992	Damon Smith, Jr.	8	157	19.6	0

1993	James Dye, So.	17	352	20.7	0
1994	Kevin Alexander, Jr.	19	403	21.2	1
1995	Abu Wilson, Jr.	9	153	17.0	0
1996	Steve Smith, Jr.	17	308	18.1	0
1997	Steve Smith, Sr.	22	439	20.0	0
1998	Tony Walker, Fr.	14	355	25.4	0
1999	Emmett White, So.	17	407	23.9	0
2000	Emmett White, Jr.	22	531	24.1	0
2001	Roger Fernandez, Fr.	34	774	22.8	0
2002	Jerome Dennis, So.	14	388	27.7	0
2003	Joe Killpack, Fr.	11	246	22.4	0
2004	Kevin Robinson, Fr.	13	326	25.1	1
2005	Tony Pennyman, Jr.	23	675	29.3	2

## Punting

Year	Name, Class	No.	Yds.	Avg.
1956	Jack Hill	29	1195	41.2
1957	Pete Lenotti, Jr.	23	1056	40.6
1958	Pete Lenotti, Sr.	50	1824	36.4
1959	Lamont Miller, So.	28	1246	44.5
1960	Lamont Miller, Jr.	12	433	36.1
Year	Name, Class	No.	Yds.	Avg.
1961	Jim Turner, Jr.	35	1172	33.4
1962	Jim Turner, Sr.	25	951	38.0
1963	Roger Foulk, Sr.	34	1347	39.6
1964	Rudy Curinga, Jr.	30	1203	40.1
1965	Rudy Curinga, Sr.	23	987	42.9
1966	Ron Stewart, Sr.	65	2509	38.6
1967	Joe Forzani, Sr.	55	2193	39.9
1968	Tom Weyerts	72	2831	39.3
1969	Jess Garcia	87	3643	41.9
1970	Mickey Doyle, So.	72	2599	36.1
1971	Michael Childers, Jr.	37	1469	39.7
1972	Steve Hall, Jr.	27	1040	38.5
1973	Gunther Gutierrez, Sr.	52	2093	40.3
1974	Al Knapp, Sr.	70	2691	38.4
1975	Don Schnell, So.	56	2029	36.2
1976	John Dodge, Sr.	35	1386	39.6
1977	Butch Schnell, Sr.	49	2010	41.0
1978	Guy McClure, Fr.	55	2367	43.0
1979	Guy McClure, So.	55	2263	41.1
1980	Guy McClure, Jr.	71	2936	41.4
1981	Guy McClure, Sr.	62	2758	44.5
1982	Dale Money, Sr.	68	2859	42.0
1983	Russell Griffith, Fr.	75	3132	41.8
1984	Brent Bartz, Jr.	65	2551	39.2
1985	Brent Bartz, Sr.	75	2983	39.8
1986	Herik Mandel, Jr.	70	3004	42.9
1987	Louie Aguiar, Jr.	56	2395	42.8
1988	Louie Aguiar, Sr.	60	2546	42.4
1989	Rusty Carlsen, So.	79	3212	40.7
1990	Rusty Carlsen, Jr.	47	1983	42.2
1991	Rusty Carlsen, Sr.	57	2435	42.7
1992	Doug Beach, Sr.	67	2403	35.9
1993	Micah Knorr, Fr.	33	1274	38.6
1994	Nathan Morreale, So.	72	2824	39.2
1995	Nathan Morreale, Jr.	66	2636	39.9
1996	Nathan Morreale, Sr.	52	2152	41.4
1997	Jerry Arguello, Jr.	53	2374	44.8
1998	Jerry Arguello, Sr.	58	2447	42.2
1999	Steve Mullins, Fr.	51	2155	42.3
2000	Steve Mullins, So.	64	2647	41.4
2001	Steve Mullins, Jr.	50	2241	44.8
2002	Steve Mullins, Sr.	63	2500	39.7
2003	Ben Chaet, So.	71	2860	40.3
2004	Ben Chaet, Jr.	25	1109	44.3
2005	Justin Hamblin, Jr.	60	2234	37.2



# YEAR-BY-YEAR OFFENSIVE STATISTICS



Year	G	FD	Rushing				Passing				Total Offense			Scoring						
			No	Yds	Avg	TD	Att	Com	Int	Yds	Avg	TD	No	Yds	Avg.	TD	FG	PAT	Pts	Avg
1957	10	135	407	1263	126.3	—	205	99	12	1194	119.4	8	612	2457	245.7	23	1	12-23	153	15.3
1958	10	143	489	1668	166.8	—	156	65	11	893	89.3	3	645	2561	256.1	18	—	5-11	123	12.3
1959	11	157	534	2371	215.5	17	126	51	14	933	84.8	8	660	3304	300.3	26	0	20-26	181	16.4
1960	10	170	553	3120	312.0	29	84	37	6	624	62.4	7	637	3744	374.4	37	2	26-37	261	26.1
1961	10	187	534	2808	280.8	39	135	61	7	1093	109.3	13	669	3901	390.1	55	2-4	42-55	387	38.7
1962	10	192	538	2364	236.4	28	163	84	12	1071	107.1	7	701	3435	343.5	—	—	—	273	27.3
1963	10	192	428	2101	210.0	32	241	133	7	1852	185.2	14	669	3953	395.3	—	—	—	317	31.7
1964	10	165	—	1853	185.3	—	219	98	17	1631	163.1	16	—	3484	348.4	—	—	—	294	29.4
1965	10	—	474	2025	202.5	—	219	109	11	1538	153.8	16	693	3563	356.3	40	1-9	28-40	271	27.1
1966	10	—	499	1958	195.8	—	217	85	15	1026	102.6	4	716	2984	298.4	24	5-11	20-24	181	18.1
1967	10	169	512	2029	202.9	—	221	114	13	1483	148.3	12	733	3512	351.2	27	8-19	19-23	205	20.5
1968	—	—	—	—	—	—	—	—	—	—	—	—	—	—	—	—	—	—	—	—
1969	10	134	465	1135	113.5	6	259	122	22	1680	168.0	9	727	2815	281.5	17	5-9	14-15	134	13.4
1970	10	178	500	1558	155.8	9	267	119	18	1540	154.0	18	767	3125	312.5	31	1-2	18-22	217	21.7
1971	11	202	520	1597	145.2	14	300	150	11	2185	218.5	15	820	3782	343.8	32	7-8	27-33	243	22.1
1972	11	242	412	1619	147.2	16	392	222	13	3164	287.6	24	804	4783	434.8	43	10-16	36-41	329	29.9
1973	11	201	609	2277	207.0	20	183	92	13	1309	119.0	7	792	3586	326.0	29	18-10	24-29	230	20.9
1974	11	208	681	2701	245.5	15	140	62	10	812	73.8	3	821	3513	319.4	19	16-24	19-19	181	16.5
1975	11	173	550	2028	184.4	16	174	84	19	1321	120.1	9	724	3349	304.5	25	6-9	24-25	193	17.5
1976	11	185	470	1281	116.5	10	302	158	19	1823	165.7	10	772	3124	284.0	21	8-16	14-19	170	15.5
1977	11	206	481	1744	158.5	8	285	163	14	2242	203.8	15	764	3986	362.4	23	8-17	13-17	177	16.1
1978	11	—	—	—	—	—	—	—	—	—	—	—	—	—	—	—	—	—	269	24.5
1979	11	229	473	1778	161.6	23	352	197	12	2949	268.0	22	825	4727	429.7	45	10-18	41-45	347	31.5
1980	11	206	411	1332	121.1	13	376	199	17	2565	233.2	22	787	3897	354.3	37	11-20	32-37	290	26.3
1981	11	176	430	1084	98.5	7	302	142	25	1822	165.6	14	732	2906	264.2	24	10-19	—	204	18.5
1982	11	197	433	1100	100.0	6	367	190	18	2439	221.7	17	800	3539	321.4	23	10-16	20-23	191	17.4
1983	11	172	473	1193	108.5	15	303	157	14	1785	162.3	8	776	2978	270.7	23	11-15	18-19	193	17.5
1984	11	205	360	1094	99.4	12	465	224	22	2711	246.4	12	831	3805	345.9	24	8-14	21-24	196	17.8
1985	11	183	410	1350	123.0	11	383	169	29	1908	173.0	8	792	3258	296.0	19	16-20	14-	177	16.1
1986	11	117	411	765	69.5	6	294	119	19	1348	122.5	8	705	2113	192.0	16	7-16	15-	134	12.2
1987	11	195	300	792	72.0	2	448	237	16	3016	274.2	21	748	3808	346.2	24	12-17	20-	205	18.6
1988	11	—	286	562	51.1	5	455	248	21	3278	298.0	19	741	3840	349.1	25	13-16	24-	215	19.6
1989	11	187	441	1183	107.5	13	333	142	18	2019	183.5	9	774	3202	291.1	23	9-12	22-	191	17.4
1990	11	241	472	1913	173.9	17	322	163	18	2296	208.7	18	794	4209	382.6	35	14-20	35-	287	26.1
1991	11	189	400	1212	110.0	7	315	153	15	2221	202.0	17	715	3433	312.0	27	9-16	23-	219	19.9
1992	11	230	422	1491	135.5	17	427	232	14	2786	253.3	16	849	4217	388.8	36	18-24	29-36	300	27.3
1993	11	238	408	1715	155.9	17	471	247	10	3148	286.2	19	879	4863	442.1	38	19-29	35-38	321	29.2
1994	11	177	411	1119	101.7	5	383	190	15	2307	209.7	16	794	3426	311.5	23	15-20	20-23	209	19.0
1995	11	222	890	1801	163.7	22	421	228	17	2975	270.5	12	811	4776	434.2	37	12-19	30-37	293	26.6
1996	11	273	413	1661	151.0	28	422	233	23	3493	317.5	15	835	5154	468.5	43	12-21	36-43	330	30.0
1997	11	268	438	1858	168.9	28	397	200	10	3085	280.5	17	835	4943	449.4	49	9-15	42-49	370	33.6
1998	11	188	415	1130	102.7	7	396	182	12	2370	215.5	16	811	3500	318.2	24	24-28	17-20	237	21.5
1999	11	216	392	1941	176.5	15	380	177	19	2158	196.2	10	772	4099	372.6	28	13-27	23-25	234	21.3
2000	11	210	325	1323	120.3	16	425	218	9	2928	266.2	19	750	4251	386.5	36	14-20	28-31	292	26.5
2001	11	241	347	1455	132.3	16	458	270	21	3168	288.0	25	805	4623	420.3	43	7-13	36-42	316	28.7
2002	11	210	302	929	84.5	14	487	258	16	3388	308.0	21	789	4317	392.5	38	14-17	33-35	305	27.7
2003	12	225	374	1300	108.3	14	446	245	12	2904	242.0	19	820	4204	350.3	36	4-8	28-30	264	22.0
2004	11	183	358	838	76.2	7	367	210	19	2355	214.1	11	725	3193	290.3	23	8-10	16-18	184	16.7
2005	11	202	437	1287	117.0	10	307	185	8	2200	200.0	14	744	3487	317.0	27	7-17	23-26	208	18.9

## Top Five Seasons

### Rushing Avg.

312.0, 1960  
280.8, 1961  
245.5, 1974  
236.4, 1962  
215.5, 1959

### Passing Avg.

317.5, 1996  
308.0, 2002  
298.0, 1988  
288.0, 2001  
287.6, 1972

### Total Offense Avg.

468.5, 1996  
449.4, 1997  
442.1, 1993  
434.8, 1972  
434.2, 1995

### Scoring Avg.

38.7, 1961  
33.6, 1997  
31.7, 1963  
31.5, 1979  
30.0, 1996



# YEAR-BY-YEAR DEFENSIVE STATISTICS

Year	G	FD	Rushing				Passing				Total Offense			Scoring						
			No	Yds	Avg	TD	Att	Com	Int	Yds	Avg	TD	No	Yds	Avg.	TD	FG	PAT	Pts	Avg
1957	10	144	451	1784	178.4	—	159	83	11	1435	143.5	11	610	3299	329.9	—	0	—	255	25.5
1958	10	147	475	2006	200.6	—	143	70	10	904	90.4	5	618	2910	291	28	0	16-27	188	18.8
1959	11	187	538	2156	196	20	189	79	15	1201	109.2	7	727	3357	305.1	27	1	16-27	185	16.8
1960	10	111	369	847	84.7	5	197	92	13	1098	109.8	4	566	1945	194.5	10	0	4-9	65	6.5
1961	10	84	325	508	50.8	3	185	74	17	886	88.6	6	510	1394	139.4	11	1-1	6-11	78	7.8
1962	10	133	396	1463	146.3	10	176	74	15	1132	113.2	11	572	2595	259.5	—	—	—	139	13.9
1963	10	121	403	932	93.2	8	196	84	9	993	99.3	6	599	1925	192.5	—	—	—	99	9.9
1964	10	132	—	1273	127.3	—	172	82	16	1113	111.3	12	—	2386	238.6	—	—	—	136	13.6
1965	10	—	—	839	83.9	—	283	113	26	1506	150.6	12	—	2345	234.5	—	—	—	136	13.6
1966	10	—	—	828	82.8	—	290	133	24	1525	152.5	12	—	2363	236.3	—	—	—	163	16.3
1967	—	—	—	—	—	—	—	—	—	—	—	—	—	—	—	—	—	—	—	—
1968	—	—	—	—	—	—	—	—	—	—	—	—	—	—	—	—	—	—	—	—
1969	10	152	—	1507	150.7	—	261	123	15	1867	186.7	17	698	3374	337.4	—	—	—	250	25.0
1970	10	188	514	1869	186.9	21	270	117	13	1549	154.9	4	784	3418	341.8	—	—	—	225	22.5
1971	11	206	463	1409	128.1	8	339	158	30	2032	184.7	13	802	3441	312.8	24	5-15	20-24	183	16.6
1972	11	224	574	2204	200.4	22	295	141	13	1924	174.9	5	869	4118	374.4	28	13-23	22-28	230	20.9
1973	11	175	491	2007	182.5	17	247	118	25	1510	137.3	8	739	3518	319.8	27	5-12	23-26	202	18.4
1974	11	180	532	2166	196.9	16	227	110	19	1427	129.7	4	758	3573	324.8	24	10-18	19-21	199	18.1
1975	11	206	574	2153	195.7	23	236	125	14	1487	135.2	9	810	3640	330.9	32	7-14	26-32	240	21.8
1976	11	210	526	2201	200.1	17	237	133	16	1742	158.4	13	763	3943	358.5	33	12-20	27-33	263	23.9
1977	11	231	526	2178	198.0	19	298	174	15	1975	179.5	12	821	4153	377.5	31	12-20	25-31	249	22.6
1978	11	—	—	—	—	—	—	—	—	—	—	—	—	—	—	—	—	—	—	—
1979	11	211	448	1835	166.8	19	314	164	19	2350	231.6	16	758	4195	381.3	37	4-7	32-38	270	24.5
1980	11	214	480	1459	132.6	14	378	193	24	2696	245.1	18	858	4155	377.7	33	8-18	32-34	255	23.1
1981	11	197	451	1278	116.2	13	365	171	22	2342	212.9	12	816	3620	329.1	27	6-15	—	210	19.1
1982	11	195	418	1550	140.9	17	375	172	13	2325	211.4	15	793	3875	352.2	32	13-18	—	262	23.8
1983	11	204	432	1504	136.7	10	357	169	14	2192	199.3	12	791	3696	336.0	24	17-29	19-24	214	19.5
1984	11	259	488	2158	196.2	28	345	194	13	2913	264.8	23	833	5071	461.0	51	12-15	46-51	390	35.4
1985	11	218	434	1264	115.0	19	375	217	16	2677	243.0	15	809	3941	358.0	41	12-18	35-	319	29.0
1986	11	186	506	1525	138.6	12	344	191	24	2062	187.4	12	850	3587	326.0	29	14-23	25-	243	22.1
1987	11	269	512	2296	208.7	20	388	225	12	2651	241.0	12	900	4947	449.7	37	16-19	33-	306	27.8
1988	11	265	507	2550	231.8	27	355	208	15	3016	274.0	18	862	5566	506.0	47	11-20	42-	362	32.9
1989	11	261	430	2234	203.1	22	366	219	11	2894	263.1	19	796	5128	466.2	39	8-15	40-	355	32.3
1990	11	266	436	1707	155.2	15	410	226	18	2951	268.3	23	846	4658	423.5	39	13-17	37-	310	28.2
1991	11	258	495	2212	201.0	21	349	201	19	2474	225.0	11	844	4686	426.0	33	13-19	28-	265	24.1
1992	11	212	428	1624	147.6	18	369	181	20	2593	235.7	22	797	4217	383.4	44	5-12	42-44	328	29.8
1993	11	210	421	1395	126.8	20	388	193	19	3307	300.6	20	809	4702	427.5	41	12-17	38-41	321	29.1
1994	11	219	431	1723	156.6	18	365	185	19	2484	225.8	19	804	4207	382.5	40	12-16	36-40	313	28.5
1995	11	223	469	1783	162.1	16	353	170	12	2324	211.3	14	822	4107	373.4	36	11-17	34-36	287	26.1
1996	11	240	445	1841	167.4	18	357	187	14	2491	226.5	22	802	4332	393.8	44	12-18	40-43	339	30.8
1997	11	236	435	1272	115.6	14	389	205	14	2763	251.2	17	824	4035	366.8	32	12-20	30-32	261	23.7
1998	11	186	445	1357	123.4	18	342	172	6	2162	196.5	13	787	3519	319.9	37	18-22	27-33	309	28.1
1999	11	227	449	1759	159.9	14	355	190	10	2526	229.6	21	804	4285	389.5	37	14-19	37-37	301	27.4
2000	11	241	489	2164	196.7	22	358	201	11	2812	255.6	19	847	4976	452.4	45	14-20	40-42	356	32.3
2001	11	252	418	1948	177.1	22	403	220	10	3137	285.2	25	821	5085	462.3	54	15-19	51-54	421	38.3
2002	11	246	509	2583	234.8	30	332	178	7	2599	236.3	22	841	5182	471.1	57	13-18	51-54	432	39.3
2003	12	248	563	2008	167.3	24	348	188	14	2313	192.8	14	911	4321	360.1	39	17-18	30-36	315	26.3
2004	11	220	474	2111	191.9	23	281	174	13	2228	202.5	15	755	4339	394.5	44	9-12	40-41	333	30.3
2005	11	239	405	1585	144.1	20	370	230	7	2877	261.5	24	775	4462	405.6	45	14-22	44-45	360	32.7

## Top Five Seasons

**Rushing Avg.**  
50.8, 1961  
82.8, 1966  
83.9, 1965  
84.7, 1960  
93.2, 1963

**Passing Avg.**  
88.6, 1961  
90.4, 1958  
99.3, 1963  
109.2, 1959  
109.8, 1960

**Total Offense Avg.**  
139.4, 1961  
192.5, 1963  
194.5, 1960  
234.5, 1965  
236.3, 1966

**Scoring Avg.**  
6.5, 1960  
7.8, 1961  
9.9, 1963  
13.6, 1965  
13.6, 1964



## First-Team All-Americans




**Elmer "Bear" Ward**  
1934



**Kent Ryan**  
1936




**Merlin Olsen**  
1960, 1961



**Henry King**  
1966



**Bill Staley**  
1967



**Phil Olsen**  
1969



**Rulon Jones**  
1979

### All-Americans

#### Consensus All-Americans

1961 Merlin Olsen  
1969 Phil Olsen

#### All-Americans

1934	Elmer "Bear" Ward, C	1st	NEA
1936	Kent Ryan, HB	1st	AA
1960	Merlin Olsen, T	1st	FW/MV/NE
	Tom Larscheid, HB	HM	FC
1961	Merlin Olsen, T	1st	AP/UPI/FW/HAF/MV/NEA
	Tom Larscheid, HB	HM	CP
1962	Lionel Aldridge, DL	HM	AP
1965	Roy Shivers, RB	HM	CP/NEA
1966	Henry King, DB	1st	SN
		2nd	NEA
		HM	CP
	Spain Musgrove, DL	HM	SN
1967	Bill Staley, DL	1st	CP/TM/SN
		2nd	UPI/NYN
1968	Phil Olsen, DL	HM	AP/UPI
	Mike O'Shea, WR	HM	AP
1969	Phil Olsen, DE	1st	AP/UPI/CP/FW/NEA/SN
		2nd	NYN
1972	Tony Adams, QB	2nd	AP
	Tom Forzani, WR	HM	AP
1973	Dave Manning, OL	2nd	AP
1974	Louie Giammona, RB	2nd	UPI
		3rd	AP
		HM	SN

1977	Jim Hough, G	2nd	AP
1978	Jimmy Bryant, WR	HM	AP/SN
	Rick Parros, RB	HM	AP
1979	Rulon Jones, DL	1st	SN
		2nd	NEA
	James Murphy, WR	HM	SN
1985	Al Smith, LB	HM	AP
1986	Mark Mraz, DL	HM	AP
	Al Smith, LB	HM	AP
1988	Kendal Smith, WR	3rd	AP
1995	Kevin Alexander, WR	HM	UPI
	Abu Wilson, RB	HM	UPI
1997	Ben Crosland, DE	HM	SN
2000	Emmett White, AP	3rd	AP
2001	Kevin Curtis, WR	3rd	AP
	Steve Mullins, P	HM	FN
2003	Chris Cooley, TE	HM	Sl.com

Key to Abbreviations  
 AA--All-America Board; AP--Associated Press;  
 CP--Central Press; FC--American Football  
 Coaches Association; FN--Football News;  
 MV--Movietone News; NEA--Newspaper  
 Enterprise of America; NYN--New York  
 Daily News; SN--The Sporting News; TM--Time  
 Magazine; UPI--United Press International;  
 FW--Football Writers Association (Look  
 Magazine, 1946-71); HAF--Helms Athletic  
 Foundation

### Outland Trophy Winner

1961 Merlin Olsen

### College Hall-of-Fame

Merlin Olsen  
 John Ralston (Coach)  
 Dick Romney (Coach)

### NCAA Postgrad. Scholarship

1967 Ronnie Edwards  
 1968 Garth Hall  
 1970 Gary Anderson  
 1976 Randy Stockham

### Academic All-America

1961 Merlin Olsen  
 1969 Gary Anderson  
 1974 Randy Stockham  
 1975 Randy Stockham

### Academic Hall-of-Fame

Merlin Olsen  
 (First Class Inducted, 1988)

### Bowl MVP Awards

1993 Anthony Calvillo, Las Vegas Bowl  
 1997 Steve Smith, Humanitarian Bowl





# ALL-STAR GAMES/ALL-CONFERENCE

## Aggies in All-Star Games

### All-America Bowl

1969 Chuck Detwiler  
1969 Mike O'Shea

### All-American Game

1962 Merlin Olsen  
1962 Clark Miller  
1963 Lionel Aldridge  
1964 Jim McNaughton  
1965 Rich Zecher

### All-Star Professional Game

1962 Merlin Olsen  
1962 Clark Miller  
1962 Clyde Brock  
1966 Roy Shivers  
1967 Henry King  
1968 MacArthur Lane  
1968 Bill Staley  
1969 Mike O'Shea  
1969 Altie Taylor  
1970 Phil Olsen

### Blue-Gray All-Star Game

1971 Bob Wicks  
1972 Tony Adams  
1972 Tom Forzani  
1978 Dave Parkin  
1978 Jim Bryant  
1979 Eric Hipple  
1983 Patrick Allen  
1984 Hal Garner  
1984 Mike Hamby  
1985 Tim Ruiz  
1988 Breny Synder  
1988 Kendal Smith  
1993 Jed DeVries  
1993 Jim Ray  
1993 Jermaine Younger  
1996 Abu Wilson  
1998 Tony D'Amato  
1999 Demario Brown

### East-West Shrine Game

1937 Carl Mulleneaux  
1937 Kent Ryan  
1945 John Putnik  
1947 George Nelson  
1955 Reed Henderson  
1957 Jack Hill  
1962 Clark Miller  
1962 Merlin Olsen  
1963 Lionel Aldridge  
1964 James McNaughton  
1964 Bill Munson  
1965 Rich Zecher  
1966 Reed Henderson  
1966 Ron Sbranti  
1968 Bill Staley  
1970 Phil Olsen  
1980 Rulon Jones  
1986 Tim Ruiz  
1989 Kendal Smith  
1995 Donald Toomer  
1997 Abu Wilson  
1998 Nakia Jenkins  
2000 Demario Brown  
2002 Emmett White

### Hula Bowl

1962 Merlin Olsen  
1963 Lionel Aldridge  
1964 Jim McNaughton  
1966 Ron Sbranti  
1968 Bill Staley  
1970 Phil Olsen  
1976 Scott Parrish  
1998 Brandon Dyson

1999 Walter Fiefla  
2000 Ben Holbrook  
2006 Donald Penn

### North-South Bowl

1969 Alfie Taylor  
1971 Al Faccinto  
1972 Phil Shelley

### Senior Bowl

1962 Tom Larscheid  
1962 Clark Miller  
1964 Bill Munson  
1967 Mike Gold  
1972 Bob Wicks  
1973 Tony Adams  
1973 Tom Forzani  
1980 Rulon Jones  
1980 Rick Parros  
1985 Hal Garner  
1985 Mike Hamby  
1994 Jermaine Younger  
2003 Kevin Curtis  
2004 Chris Cooley

### U.S. Bowl

1962 Clyde Brock

## Multiple First-Team All-Conference Selections

### Three-Time First-Team all-Conference

Kent Ryan, 1934-35-36  
Guy McClure, 1979-80-81  
Murray Maughan, 1938-39-40  
Ralph Maughan, 1942, 46-47  
Dave Kuresa, 1982-83-84  
Brent Passey, 1998-99-2000  
Emmett White, 1999-2000-2001

### Two-Time First-Team all-Conference

Robert Gibbons, 1926-27  
Howard Linford, 1926-27  
Ed Peterson, 1935-36  
Jay Van Noy, 1946-47  
George Nelson, 1946-47  
Dave Kragthorpe, 1953-54  
Len Rohde, 1958-59  
Tom Larscheid, 1960-61  
Merlin Olsen, 1960-61  
Willie Redmond, 1960-61  
Rulon Jones, 1978-79  
Rick Parros, 1978-79  
Stacy Colbert, 1979-80  
James Murphy, 1979-80  
Dave Bluford, 1980-81  
Mike Perko, 1980-81  
Shawn Miller, 1981-82  
Hal Garner, 1983-84  
Jim Cauciello, 1985-86  
Al Smith, 1985-86  
Roger Grant, 1990-91  
Warren Bowers, 1991, 93  
Jermaine Younger, 1992-93  
Kevin Alexander, 1994-95  
David Gill, 1995-96  
Nakia Jenkins, 1996-97  
Mauricio Jourdan, 1996-97  
Tony D'Amato, 1997-98  
Demario Brown, 1997, 1999  
Jesse Busta, 2000, 2002  
Kevin Curtis, 2001-02

## Big West Honors

### Coach of the Year


1978 Bruce Snyder  
1991 Chuck Shelton (shared)  
1997 John L. Smith

### Offensive Player of the Year

1988 Kendal Smith, WR

### Defensive Player of the Year

1979 Rulon Jones, DT  
1981 Mike Perko, DL  
1982 Shawn Miller, DT  
1986 Al Smith, LB  
1991 Del Lyles, LB  
1992 Jermaine Younger, LB  
1997 Ben Crosland, DE  
1998 Tony D'Amato, LB



*Kendal Smith (#9) was named the Big West Conference Offensive Player of the Year in 1988.*



*Ben Crosland (#95) was named the Big West Conference Defensive Player of the Year in 1997.*



## All-Conference Selections (First-Team Only)

### All-Rocky Mountain (1914-37)

- 1926 Robert Gibbons, G  
Howard Linford, T
- 1927 Robert Gibbons, G  
Howard Linford, T  
Addington Martindale, E
- 1931 Delbert Young, C
- 1932 Jay Tolman, HB
- 1933 Howard Law, T
- 1934 Kent Ryan, FB  
Elmer "Bear" Ward, C  
Joe Whitesides, E
- 1935 Ed Peterson, G  
Floyd Rasmussen, QB  
Kent Ryan, HB
- 1936 Carl Mulleneaux, E  
Ed Peterson, G  
Kent Ryan, FB
- 1937 Bernard Magnusson, HB

### All-Mountain States (1938-50)

- 1938 Murray Maughan, C
- 1939 Murray Maughan, C
- 1940 Murray Maughan, C
- 1942 Ralph Maughan, C  
Glen Sorenson, G
- 1944 Burns Crookston, QB
- 1945 John Putnik, E
- 1946 Ralph Maughan, C  
George Nelson, T  
Jay Van Noy, HB
- 1947 George Nelson, T  
Ralph Maughan, C  
Moroni Schwab, T  
Jay Van Noy, HB
- 1950 LaVell Edwards, HB

### All-Skyline Eight (1951-62)

- 1951 Paul Dinan, FB
- 1952 Del Ray Campbell, FB  
George Hotchkin, E
- 1953 Dave Kragthorpe, OL
- 1954 Dave Kragthorpe, OL
- 1954 Carl Ebert, G
- 1955 Reed Henderson, T
- 1956 Jack Hill, HB  
Tom Ramage, T
- 1957 Overton Curtis, HB  
Gary Kapp, E
- 1958 Len Rohde, T
- 1959 Len Rohde, T
- 1960 Tom Larscheid, HB  
Doug Mayberry, FB  
Merlin Olsen, T  
Willie Redmond, G
- 1961 Lionel Aldridge, E  
Tom Larscheid, HB  
Clark Miller, T  
Merlin Olsen, T  
Willie Redmond, G

### All-Pacific Coast (1978-87)

- 1978 Pat Blackburn, LB  
Jimmy Bryant, WR/KR  
Dan Jackovich, OT  
Rulon Jones, DL  
Dave Parkin, DB  
Rick Parros, RB  
Steve Steinke, K

- 1979 Stacy Colbert, KR  
Donnie Henderson, DB  
Eric Hipple, QB  
Rulon Jones, DL  
Guy McClure, P  
James Murphy, WR  
Rick Parros, RB
- 1980 Dave Bluford, LB  
Stacy Colbert, PR  
Guy McClure, P  
James Murphy, WR  
Mike Perko, DL
- 1981 Dave Bluford, LB  
Joe Crum, OG  
Larry Hogue, DB  
Guy McClure, P  
Shawn Miller, DL  
Mike Perko, DL
- 1982 Dave Kuresa, OG  
Pat McKenna, LB  
Shawn Miller, DL
- 1983 Patrick Allen, DB  
Hal Garner, LB  
Greg Kragen, DL  
Dave Kuresa, OG  
Hal Garner, LB
- 1984 Mike Hamby, DL  
Dave Kuresa, OG
- 1985 Jim Pauciello, DL  
Al Smith, LB
- 1986 Herick Mandel, P  
Mark Mraz, DL  
Jim Pauciello, DL  
Al Smith, LB

### All-Big West (1988-2000)

- 1988 Jerry Brown, OG  
Travis Clark, DB  
Brian Hunsaker, DL  
Kendal Smith, WR  
Brent Snyder, QB  
Nate Kaczor, C  
Doug Beach, PK  
Kevin Bouwman, ILB  
Rusty Carlsen, P  
Roger Grant, RB  
Tracey Jenkins, WR  
Piiliki Tauteoli, DL
- 1991 Warren Bowers, C  
Ron Edwards, CB  
Roger Grant, RB  
Del Lyles, ILB  
Rod Moore, WR  
Charlie Smith, OG  
Rob VanDePol, DL
- 1992 Joe Jacobs, DL  
Jermaine Younger, ILB
- 1993 Warren Bowers, C  
Jed DeVries, OT  
Profail Grier, RB  
Mike Lee, WR  
Aubrey Thompson, TE  
Rich Tylski, OG  
Jermaine Younger, ILB
- 1994 Kevin Alexander, KR  
Donald Toomer, CB  
Kevin Alexander, WR  
David Gill, LB  
Micah Knorr, PK  
Abu Wilson, RB
- 1996 David Gill, LB  
Nakia Jenkins, WR  
Mauricio Jourdan, OT  
Dwayne Nelson, CB
- 1997 Demario Brown, RB  
Johndale Carty, S  
Ben Crosland, DL  
Tony D'Amato, LB

- Nakia Jenkins, WR  
Mauricio Jourdan, OL  
Mark Rommel, OL  
Steve Smith, RS
- 1998 Brad Bohn, PK  
Tony D'Amato, LB  
Walter Fiefla, DT  
Lindsay Hassell, DE  
Craig Miller, CB  
Brent Passey, LB  
Ken Watts, OG
- 1999 Demario Brown, RB  
Donald Dicko, S  
Ben Holbrook, OT  
Brent Passey, LB  
Emmett White, RS
- 2000 Jesse Busta, LB  
Blake Eagal, LB  
Aaron Jones, WR  
Jeff Long, OT  
Brent Passey, LB  
Nate Putnam, DE  
Emmett White, RB

### All-Independent (2001-2002)


- 2001 Kevin Curtis, WR  
J.R. Sugaturaga, TE  
Jim Walker, OG  
Emmett White, RB
- 2002 Jesse Busta, LB  
Kevin Curtis, WR  
Dane Kidman, PK

### All-Sun Belt (2003-04)

- 2003 Chris Cooley, TE  
David Fiefla, All-Purpose
- 2004 Kevin Robinson, Return

### All-WAC (2005-present)

- 2005 Jarrett Bush, CB  
John Chick, DE



**Brent Passey (#44)** was named first-team all-Big West three consecutive seasons.



# CONFERENCE PLAYER OF THE WEEK

## PCAA/Big West Conference Players of the Week (1978-2000)

### 1978

Rick Parros, RB (9/23 vs. Fresno St.)  
Ron McCloud, CB (10/7 vs. BYU)

### 1979

Eric Hipple, QB (9/8 vs. San Jose St.)  
Rick Parros, RB (9/29 vs. Utah)  
Rulon Jones, DT (11/24 vs. Fresno St.)

### 1980

James Murphy, WR (9/20 vs. Texas)  
Bob Gagliano, QB (10/18 vs. BYU)  
James Murphy, WR (11/8 vs. Weber St.)  
Bob Gagliano, QB (11/22 vs. San Jose St.)

### 1981

J.L. Coon, NG (10/10 vs. Pacific)  
Shawn Miller, DT (10/17 vs. TCU)  
Kevin Brady, FS (10/31 vs. Fresno St.)

### 1982

Shawn Miller, DT (10/9 vs. Idaho St.)  
Greg Kragen, DT (10/30 vs. BYU)  
Doug Samuels, QB (10/30 vs. BYU)

### 1983

Aaron Smith, LB (10/8 vs. Pacific)  
Mike Hamby, DT (10/29 vs. BYU)  
Patrick Allen, CB (11/5 vs. San Jose St.)  
Marc White, RB (11/12 vs. Utah)

### 1984

Gym Kimball, QB (10/27 vs. Pacific)

### 1985

Dene Garner, PK (9/7 vs. Long Beach)  
Al Smith, LB (9/7 vs. Long Beach St.)  
James Jenkins, LB (11/23 vs. NMSU)

### 1986

Al Smith, LB (9/20 vs. Kansas)  
Jim Pauciello, DL (10/4 vs. NMSU)

### 1987

Kendal Smith, WR (10/10 vs. UNLV)  
Brent Snyder, QB (10/24 vs. Utah)  
Darrin Long, FS (11/14 vs. Fresno St.)  
Gary Hulse, DT (11/21 vs. Long Beach)

### 1988

Kevin Bouwman, LB (9/10 vs. Missouri)  
Travis Clark, FS (9/24 vs. New Mexico St.)  
Kendal Smith, WR (10/22 vs. San Jose)  
Brent Snyder, QB (11/5 vs. UNLV)

### 1989

Kevin Bouwman, LB (10/7 vs. Fullerton)  
Del Lyles, LB (11/18 vs. UNLV)

### 1990

Roger Grant, RB (9/8 vs. Long Beach St.)  
Rob VanDePol, NG (9/8 vs. Long Beach)  
Kevin Bouwman, LB (10/13 vs. Fresno St.)  
Roger Grant, RB (10/27 vs. UNLV)  
Tracey Jenkins, WR (11/10 vs. Fullerton)  
Piliiki Tauteoli, OLB (11/10 vs. Fullerton)  
Ron Lopez, QB (11/17 vs. Pacific)

### 1991

Jermaine Younger, LB (8/31 vs. Utah)  
Joe Jacobs, DT (10/19 vs. Fullerton)  
Ron Edwards, CB (11/9 vs. UNLV)  
Ron Edwards, CB (11/16 vs. Pacific)

### 1992

Michael Coe, CB (9/26 vs. New Mexico St.)  
Jermaine Younger, LB (10/17 vs. Kansas St.)  
Joe Jacobs, DT (10/31 vs. Fullerton)  
Anthony Calvillo, QB (11/7 vs. UNLV)  
Jermaine Younger, LB (11/7 vs. UNLV)

### 1993

Anthony Calvillo, QB (9/4 vs. SW Louisiana)  
Jermaine Younger, LB (9/11 vs. Utah)  
Profail Grier, RB (10/23 vs. UNLV)  
Anthony Calvillo, QB (10/30 vs. BYU)

### 1994

Donald Toomer, CB (10/15 vs. La. Tech)

### 1995

Abu Wilson, RB (9/30 vs. San Jose St.)  
David Gill, LB (10/14 vs. Northern Ill.)

Spencer Waggoner, FS (10/21 vs. NMSU)  
David Gill, LB (10/28 vs. Utah)  
Abu Wilson, RB (11/11 vs. UNLV)  
David Gill, LB (11/18 vs. Pacific)

### 1996

David Gill, LB (8/31 vs. Utah)  
Nathan Morreale, P (8/31 vs. Utah)  
Abu Wilson, RB (9/7 vs. CS-Northridge)  
Johndale Carby, FS (9/21 vs. Oklahoma St.)  
Abu Wilson, RB (10/12 vs. New Mexico St.)  
Demario Brown, RB (10/19 vs. Boise St.)  
Demario Brown, RB (10/26 vs. Idaho)  
David Gill, LB (11/2 vs. North Texas)

### 1997

Demario Brown, RB (9/1 vs. Utah)  
Walter Fiefia, DT (9/1 vs. Utah)  
Ben Crosland, DE (9/15 vs. Colorado St.)  
Jerry Arguello, PK (9/29 vs. BYU)  
Steve Smith, WR (10/13 vs. Oregon St.)  
Tony D'Amato, LB (10/20 vs. N.M. State)  
Melvin Blue, RB (10/27 vs. Idaho)  
Bashir Levingston, CB (10/27 vs. Idaho)  
Steve Smith, WR (11/3 vs. Boise St.)  
Demario Brown, RB (11/17 vs. Nevada)  
Tony D'Amato, LB (11/17 vs. Nevada)

### 1998

Brad Bohn, PK (9/12 vs. New Mexico)  
Tony D'Amato, LB (9/19 vs. Colorado)  
Brad Bohn, PK (9/19 vs. Colorado)  
Tony D'Amato, LB (10/3 vs. Oregon St.)  
Jerry Arguello, P (10/3 vs. Oregon State)  
Demario Brown, RB (10/31 vs. N.M. State)  
Brent Passey, LB (10/31 vs. N.M. State)  
Aminifu Johnson, ST (11/7 vs. Nevada)  
Tony D'Amato, LB (11/14 vs. North Texas)  
Brad Bohn, PK (11/14 vs. North Texas)

### 1999

Emmett White, PR (10/4 vs. BYU)  
Demario Brown, RB (10/11 vs. Ark. State)  
Brad Bohn, PK (10/11 vs. Arkansas State)  
Demario Brown, RB (11/22 vs. Nevada)  
Demario Brown, RB (11/29 vs. N. Texas)  
Blake Eagal, LB (11/29 vs. N. Texas)  
Brad Bohn, PK (11/29 vs. N. Texas)

### 2000

Aaron Jones, WR (9/9 vs. So. Utah)  
Brad Bohn, PK (9/23 vs. Ariz. State)  
Brent Passey, LB (9/30 vs. Utah)  
Jose Fuentes, QB (10/21 vs. Idaho)  
Aaron Jones, WR (10/21 vs. Idaho)  
Steve Mullins, P (10/21 vs. Idaho)  
Emmett White, RB (10/28 vs. Arkansas St.)  
Brad Bohn, PK (10/28 vs. Arkansas St.)  
Emmett White, RB (11/4 vs. N.M. State)  
Aaron Jones, WR (11/11 vs. Boise State)

## All-Time Big West Player of the Week Leaders

- 8, Demario Brown
- 7, Brad Bohn
- 5, Tony D'Amato
- 5, David Gill

**Note:** Brown's eight selections were most in Big West history, while Bohn was second with seven.

## Sun Belt Conference Players of the Week (2003-04)

### 2003

David Fiefia, TB (9-15 vs. Arizona State)  
Ronald Tupea, NG (9-29 vs. UL-Monroe)  
Travis Cox, QB (11-2 vs. Middle Tennessee)


### 2004

Robert Watts, LB (10-27 vs. UNLV)  
Ben Chaet, P (10-27 vs. UNLV)  
Travis Cox, QB (11-22 vs. N.M. State)  
Jarrod Jakubiak, PK (11-22 vs. N.M. State)

## Western Athletic Conference Players of the Week (2005-pres.)

### 2005

Tony Pennyman, KR (9/26 vs. UNLV)  
Kevin Robinson, PR (10/10 vs. San Jose State)  
Tony Pennyman, KR (11/21 vs. Nevada)



**Tony D'Amato (#46)** was named the Big West Conference Player of the Week five times during his career.



**Ronald Tupea (#92)** was named the Sun Belt Conference Player of the Week on Sept. 29, 2003 after recording six tackles, three sacks, and a fumble recovery in Utah State's 28-10 win against Louisiana-Monroe.





## Academic Hall-of-Fame

Merlin Olsen  
(First Class Inducted, 1988)

## Academic All-America

1961 Merlin Olsen  
1969 Gary Anderson  
1974 Randy Stockham  
1975 Randy Stockham

## NCAA Postgrad. Scholarship

1967 Ronnie Edwards  
1968 Garth Hall  
1970 Gary Anderson  
1976 Randy Stockham

## Academic all-District (1999-present)

1999 Brad Bohn, 1st Team  
Blake Eagal, 1st Team  
Ben Holbrook, 2nd Team  
Junior Pututau, 2nd Team  
2000 Brad Bohn, 1st team  
Blake Eagal, 1st Team  
2001 Jesse Busta, 2nd team  
Nate Putnam, 2nd Team  
2002 Jesse Busta, 2nd Team  
Jeremy Guenter, 2nd Team  
Casey Poppinga, 2nd Team

## Academic all-Big West (1993-2000)

1993 Greg Angelovic, QB  
Paul Gustafson, WS  
Todd Wilson, P  
1994 Kevin Corner, TE  
Lonnie Johnson, DL  
Travis Schow, DB  
Jeff Spencer, DB  
Robert Thomas, WR  
Matt Wells, QB  
Todd Wilson, QB  
1995 Jeff Spencer, DB  
Matt Wells, QB  
Todd Wilson, QB  
1996 Ben Holbrook, OT  
Troy Kerna, OG  
Greg Stenson, DE  
Matt Wells, FS  
1997 Brad Bohn, PK  
Ben Holbrook, OT  
D. J. Lewis, SS  
1998 Brad Bohn, PK  
Blake Eagal, LB  
Riley Jensen, QB  
Ben Holbrook, OT  
Nate Larsen, DT  
1999 Brad Bohn, PK  
Brant Brown, DE  
Blake Eagal, LB  
Ben Holbrook, OT  
D.J. Lewis, WR  
Junior Pututau, OC  
Cade Smith, LB  
2000 Brad Bohn, PK  
Blake Eagal, LB  
Nate Larsen, DT  
Casey Poppinga, TE  
Nate Putnam, DE  
Jim Walker, OG

## Academic all-Sun Belt (2003-04)

### 2003

#### Commissioner's List (3.5-4.0 GPA)

Malik Cin, OL  
Travis Cox, QB  
Nate Fredrick, LB  
Aric Galliano, OL  
Nick George, TE  
Chase Griffith, WR  
Josh Hoehne, OL  
Bryan Jackson, DB  
Tim Jessop, DL  
Jared Johnstun, LB  
Trent Nate, LB  
Nate Putnam, DL  
Jake Stewart, LB  
Ryan Taylor, LB  
Jason Thomas, WR  
Jared Westbroek, DL

#### Honor Roll (3.0-3.49 GPA)

Matt Crivello, QB  
Victor Eti, OL  
Mark Estelle, DB  
Joel Higginson, WR  
Leon Jackson III, QB  
Joe Killpack, DB  
Ross Luna, DB  
Kelly Poppinga, LB  
Terrance Washington, DB  
Reggie Willson, DB  
Matt Wiser, LB

### 2004

#### Commissioner's List (3.5-4.0 GPA)

Andre Bala, DB  
Tim Jessop, DL  
Trent Nate, LB  
Kelly Poppinga, LB  
Jason Stephens, TE  
Jake Stewart, LB  
Ryan Taylor, LB  
Matt Wiser, LB

#### Honor Roll (3.0-3.49)

Jimmy Bohm, TE  
John Chick, DE  
Malik Cin, OL  
Ryan DeQuillettes, DL  
Nate Fredrick, LB  
Nick George, TE  
Patrick McNutt, TE  
Kerry Shepherd, DL  
Jason Walker, DB

## Academic all-WAC (2005-Present)

2005 Josh Anderson, LB  
Andre Bala, S  
Ben Childs, DL  
Malik Cin, OL  
Nate Fredrick, LB  
Nick George, OL  
Derek Hoke, OL  
Frank Maile, DL  
Otis Nelson, WR  
Eric Sobolewski, WR  
Jason Stephens, TE  
Ryan Taylor, LB  
Jason Walker, DB  
Terrance Washington, S  
Matt Wiser, LB

## Four-Time Academic all-Conference

Brad Bohn, 1997-98-99-2000  
Ben Holbrook, 1996-97-98-99

## Three-Time Academic all-Conference


Todd Wilson, 1993-94-95  
Matt Wells, 1994-95-96  
Blake Eagal, 1998-99-2000  
Malik Cin, 2003-04-05  
Nate Fredrick, 2003-04-05  
Nick George, 2003-04-05  
Ryan Taylor, 2003-04-05  
Matt Wiser, 2003-04-05

## Academic and Athletic First-Team all-Conference Honorees (1993-present)

1998 Brad Bohn, PK  
1999 Ben Holbrook, OL  
2000 Blake Eagal, LB



Brad Bohn



Blake Eagal



Ben Holbrook





# USU ALL-CENTURY TEAM

## Utah State All-Century Team

Utah State's All-Century Football Team, sponsored by The Herald Journal in Logan, was announced Oct. 18, 1993, as selected by the fans. The players were chosen by position and represent every decade from the 1930s through the 1980s.

### Offense

- WR Kendal Smith (1985-88)... Third team All-America (1988)/BWC Offensive Player of the Year (1988).
- OT Dave Kragthorpe (1951-54)... Two-time all-Skyline Eight Conference.
- OG Jim Hough (1974-77)... 2nd team AP All-America (1977)/9 years in NFL.
- C Ralph Maughan (1941-42, 46-47)... Three-time all-Mountain States Conf.
- OG Dave Kuresa (1981-84)... Three-time all-Pacific Coast Conference.
- OT Len Rohde (1957-59)... Two-time all-Skyline Eight/15-year NFL career.
- TE Norvel "Nog" Hansen (1946-49)... A three-sport letterman.
- WR Tom Forzani (1970-72)... Was USU receiving leader at end of his career.
- QB Eric Hipple (1976-79)... All-Pacific Coast/10-year NFL career.
- RB Louie Giammona (1973-75)... Led NCAA in rushing (1974) and all-purpose yards (1974, 75).
- RB Kent Ryan (1934-36)... First-team All-American (1936).
- PK Willie Beecher (1981-84)... Made 36 field goals and was 64-64 in PAT.

### Defense

- DL Merlin Olsen (1959-61)... Two-time All-American/Outland Trophy (1961).
- DL Rulon Jones (1976-79)... First-team All-American (1979).
- DL Lionel Aldridge (1960-62)... Hon. Men. All-American (1962)/NFL 11 years.
- DL Greg Kragen (1980-83)... One Pro Bowl, three Super Bowls in NFL.
- DL Phil Olsen (1967-69)... All-American (1969), HM All-America (1968).
- LB Al Smith (1984-86)... BWC Defensive Player of the Year (1986)/Two-time honorable mention All-America.
- LB LaVell Edwards (1949-51)... All-Mountain States (1950).
- LB Hal Garner (1980-84)... Two-time all-PCAA/NFL third-round draft pick.
- DB Patrick "Doc" Allen (1980-83)... All-Big West/Six years in NFL.
- DB Donnie Henderson (1978-79)... All-Big West/NFL assistant coach.
- DB Chuck Detwiler (1966-68)... Four-year NFL career.
- P Guy McClure (1978-81)... 42.8 yards career punting average.

## Offense



WR - Kendal Smith



OT - Dave Kragthorpe



OG - Jim Hough



C - Ralph Maughan



OG - Dave Kuresa



OT - Len Rohde



TE - Norvel "Nog" Hansen



WR - Tom Forzani



QB - Eric Hipple



RB - Louie Giammona



RB - Kent Ryan



PK - Willie Beecher

## Defense



DL - Merlin Olsen



DL - Rulon Jones



DL - Lionel Aldridge



DL - Greg Kragen



DL - Phil Olsen



LB - Al Smith



LB - LaVell Edwards



LB - Hal Garner



DB - Patrick "Doc" Allen



DB - Donnie Henderson



DB - Chuck Detwiler



P - Guy McClure



## Team Honors 1995-present

### Team MVP

1995	Abu Wilson, RB
1996	David Gill, LB
1997	Steve Smith, WR
1998	Tony D'Amato, LB
1999	Demario Brown, RB

### Offensive MVP

1995	Kevin Alexander, WR
1996	Nakia Jenkins, WR
1997	Steve Smith, WR
1998	Robert Scott, WR
1999	Demario Brown, RB
2000	Emmett White, RB
2001	Kevin Curtis, QB
2002	Jose Fuentes, QB
2003	Chris Cooley, TE
	Travis Cox, QB
2004	Kevin Robinson, WR
2005	Tony Pennyman, WR

### Defensive MVP

1995	David Gill, LB
1996	David Gill, LB
1997	Tony D'Amato, LB
1998	Tony D'Amato, LB
1999	Donald Dicko, S
2000	Brent Passey, LB
2001	Tony Walker, CB
2002	Jesse Busta, LB
2003	Mark Estelle, CB
2004	Ronald Tupea, DL
2005	John Chick, DE

### Special Teams MVP

1995	Johndale Carty, S
1996	Todd Sofonia, LB
1997	Steve Smith, WR
1998	Josh Manning, LB
1999	Justin Oswald, LB
2000	Brad Bohn, PK
	Nathan Barber, DB
2001	Dane Kidman, PK
	Steve Mullins, P
2002	Dane Kidman, PK
2003	Ben Chaet, P
2004	Kevin Robinson, Returns

### Offensive Scout Team MVP

1995	Adrian Pierson, WR
1996	Aaron Jones, WR
1997	Riley Jensen, QB
1998	Ky Oday, WR
1999	Travelle Gaines, RB
2000	Brenen Burningham, OL
	Roger Fernandez, RB
2001	Jared Johnstun, FB
2002	Jason Stephens, TE
2003	Tarrell Richards, WR
2004	Eric Sobolewski, QB
2005	Jase McCormick, QB

### Defensive Scout Team MVP

1995	Derek DeCesare, LB
1996	Blake Eagal, LB
1997	Ryan Duncan, DE
1998	Ryan Solomona, DL
1999	Justin Oswald, LB
2000	Robert Watts, LB
2001	Jim Fackrell, DE
2002	Joe Lindsay, CB
2003	Christian Thompson, DB
2004	Otis Nelson, DB
2005	Alan Bishop, DL

### Most Inspirational

1995	Kenyatta Green, LB
2000	John Roberts, RB
	Blake Eagal, LB
2001	John Roberts, RB
2002	Jerome Dennis, CB
2003	David Fiefia, TB
2004	Jared Johnstun, LB

### John Hill Award

#### (overcoming serious injury)

1995	Robert Holmes, OG
1996	Chad Lyman, DL
1997	Matt Sauk, QB
1998	Joe German, OT
1999	Matt Lance, OL
2000	Nate Larsen, DT
2001	Eric Gwilliam, OT
2002	Luis Trujillo, OG
2003	David Fiefia, TB
2004	Jerome Dennis, CB
2005	Andre Bala, S

### Iron Man Award

#### (weight room)

1995	Matt Hauk
1996	Tai Gordon
1997	Ben Crosland, DE
1998	Walter Fiefia, DT
1999	Donald Dicko, S
	Adrian Pierson, WR
2000	Blake Eagal, LB
2001	Tony Newson, LB
	Nick Onaindia, DE
2002	Jesse Busta, LB
2003	Greg Vandermade, OG
2004	Ronald Tupea, DL
2005	John Chick, DE

### Golden Helmet

#### (hardest hitter)

2000	Brent Passey, LB
	John Roberts, RB
2001	Jamar Glasper, S
2002	Chris Cooley, TE
2003	Robert Watts, LB
2004	John Chick, LB

### Outstanding Back/Receiver

2000	Aaron Jones, WR
2001	Jose Fuentes, QB
2002	Kevin Curtis, WR
2003	Kenny Coleman, WR
2004	None selected

### Outstanding Offensive Lineman

2000	Jeff Long
2001	Jim Walker
2002	Trevor Hutton
2003	Greg Vandermade
2004	Pace Jorgensen

### Outstanding Defensive Lineman

2000	Nate Putnam
2001	Nick Onaindia
2002	Ronald Tupea
2003	Ronald Tupea
2004	Ronald Tupea

### Outstanding Linebacker

2000	Blake Eagal
2001	Jesse Busta
2002	Robert Watts
2003	Robert Watts
2004	John Chick

### Outstanding Defensive Back

2000	Ade Jimoh
2001	Tony Walker
2002	Mark Estelle
2003	Mark Estelle
2004	Cornelius Lamb

### Outstanding Freshman

2000	David Fiefia, TB
	Nate Putnam, DE
2001	Ronald Tupea, DT
	Robert Watts, LB
2002	John Chick, DE
	Donald Penn, OT
	Matt Wiser, LB
2003	Terrance Washington, DB
2004	Emosi Fiefia, DL
	Leon Jackson III, QB

### Outstanding Sophomore

2000	Jesse Busta, LB
	Jose Fuentes, QB
2001	Nate Putnam, DE
	Rodney Wilson, LB
2002	Robert Watts, LB
2003	John Chick, DT
2004	Joe Lindsay, S
	Tony Pennyman, WR

### Most Improved

2000	Jose Fuentes, QB
	Caleb Smith, LB
2001	Eric Gwilliam, OL
	Bryan Jackson, S
2002	Trevor Hutton, OG
2003	Rodney Wilson, LB
2004	Andre Bala, S
	Nick George TE

### Kim Anderson Varsity Award (Big Blue Scholarship Fund)

2002	Jeff Crosbie, QB
2003	Joel Higginson, WR
2004	Trent Nate, FB
2005	Nick George, OC



*Steve Smith (#4) was named the team's Most Valuable Player following the 1997 season.*



# NATIONAL/CONFERENCE RANKINGS

## USU In The Final Polls

**Associated Press**  
1961 Final 10th

**United Press International**  
1961 Final 10th  
1972 Final 19th

## NCAA Statistical Champions Team

**Total Offense**  
1963 395.3

**Rushing Offense**  
1960 312.0

**Scoring Offense**  
1961 38.7  
1963 31.7

**Rushing Defense**  
1961 50.8

**Punting**  
1957 40.1

**Kickoff Returns**  
1978 26.7

**Most Improved**  
1942 +5.5

## Individuals

**Rushing**  
1974 Louie Giammona **Avg.** 153.4

**Receptions**  
1972 Tom Forzani **Avg.** 7.7  
2001 Kevin Curtis 9.1

**Scoring**  
1953 Earl Lindley **Pts.** 81

**Interceptions**  
1948 Jay Van Noy **No.** 8  
1956 Jack Hill 7  
1966 Henry King 11

**Punt Returns**  
1961 Tom Larscheid **Avg./Yds** 23.4  
1962 Darrell Roberts 333

**Kickoff Returns**  
1957 Overton Curtis **Avg./Yds** 695  
1967 Altie Taylor 31.9

**All-Purpose**  
1956 Jack Hill **Avg.** 169.1  
1957 Overton Curtis 160.8  
1974 Louie Giammona 198.4  
1975 Louie Giammona 185.9  
2000 Emmett White 238.9

## Conference Statistical Champions (1978-2000) Team

**Passing**  
1979 268.0  
1988 298.0

**Scoring**  
1979 31.5  
1997 33.6

**Rushing Defense**  
1978 154.2  
1985 114.9  
1997 115.6  
1998 123.4

**Passing Defense**  
1997 251.2  
2003 192.8

**Total Defense**  
1997 366.8  
1998 319.9

**Scoring Defense**  
1978 19.5  
1981 19.1  
1997 23.7

**Kickoff Returns**  
1999 22.6

**Punt Returns**  
1997 15.1  
1999 13.1  
2004 18.33

**Net Punting**  
2000 35.6

## Individuals

**Total Offense**  
1988 Brent Snyder **Avg.** 285.6  
2003 Travis Cox 237.0

**Rushing**  
1979 Rick Parros **Avg.** 112.4  
1990 Roger Grant 124.6  
1999 Demario Brown 139.6  
2000 Emmett White 120.2

**Passing**  
1979 Eric Hipple **Avg.** 141.1  
2003 Travis Cox 232.6

**Receptions**  
1979 James Murphy **Avg.** 5.7  
1980 James Murphy 6.0  
2003 Chris Cooley 6.20

**Receiving Yards**  
2000 Aaron Jones **Avg.** 105.0

**All-Purpose**  
1979 Rick Parros **Avg.** 126.0  
1997 Steve Smith 140.7  
2000 Emmett White 238.9  
2005 Tony Pennyman 146.0

**Punting**  
1978 Guy McClure **Avg.** 43.0  
1979 Guy McClure 41.1  
1980 Guy McClure 41.1  
1986 Herick Mandel 42.9  
1990 Rusty Carlsen 42.2

**Punt Returns**  
1978 Jimmy Bryant **Avg.** 9.4  
1979 Stacy Colbert 9.2  
1980 Stacy Colbert 9.5  
1981 Fred Fernandes 12.2  
1993 James Dye 12.2  
1994 Kevin Alexander 14.5  
1997 Steve Smith 15.6  
1999 Emmett White 15.0  
2004 Kevin Robinson 22.47

**Kickoff Returns**  
1978 Jimmy Bryant **Avg.** 27.6  
1981 Marvin Ellis 37.2  
2005 Tony Pennyman 29.35

**Scoring**  
1979 Rick Parros **Avg.** 8.2  
1992 Sean Jones 7.5

**Kick Scoring**  
1978 Steve Steinke **Avg.** 7.2  
1979 Steve Steinke 5.8  
1990 Doug Beach 7.0  
1992 Sean Jones 7.5  
1993 Nathan Morreale 8.2


**Field Goals**  
1998 Brad Bohn **Avg.** 2.18

**Interceptions**  
1986 Darrin Long (tied) **No.** 6  
1988 Travis Clark 5  
1990 Damon Smith 5  
1991 Ron Edwards 7  
1992 Donald Toomer 6  
1997 Johndale Carty 6

**Tackles (1998-present)**  
1998 Tony D'Amato **Avg.** 15.4  
1999 Brent Passey 12.9

**Sacks**  
2005 John Chick **Avg.** 1.14

**Tackles For Loss**  
2005 John Chick **Avg.** 1.73



*Louie Giammona (#43) led the nation with 153.4 rushing yards per game during the 1974 season.*



## USU In The NCAA Record Book (Ahead of the 2005 Season)

**Most Seasons Gaining 2,500 Total Offense Yards** - 2nd (tie) - 3, Jose Fuentes, 2000-02

**Teams Having a 3,000-yard passer, 1,000-yard rusher and 1,000-yard receiver in the same year** -- 1st (tie) - Utah State, 2001 (Jose Fuentes (3,100 pass), Emmett White (1,361 rush) and Kevin Curtis (1,531 receive))

**Most All-Purpose Yards In A Game** - 1st - 578, Emmett White vs. New Mexico State, 2000 (322 rushing, 134 receiving, 2 punt returns, 120 kickoff returns)

**Most Seasons With 2,000 Or More All-Purpose Yards** - 1st (tie) 2, Emmett White, 2000 (2,628) and 2001 (2,014)

**Consecutive Overtime Games in a Season** 1st (tie) - 2, USU vs. New Mexico State and vs. UL-Monroe, 2002

**Career Total Offense Yards Per Game**  
27. Brent Snyder, 268.9  
31. Anthony Calvillo, 265.4  
43. Jose Fuentes, 251.8

**Career Total Offense Yards**  
65. Jose Fuentes, 9,064

**Career Rushing Yards Per Game**  
34. Louie Giammona, 116.6

**Single-Game Rushing Yards**  
34. Emmett White, 322 vs. N.M. State, 2000

**Career Passing Yards**  
56. Jose Fuentes, 9,164

**Career Passing Yards Per Game**  
20. Brent Snyder, 277.5

**Single-Game Passing Yards**  
22. Tony Adams, 561 vs. Utah, 1972

**Career Receptions Per Game**  
7. Kevin Curtis, 7.9  
17. Nakia Jenkins, 7.0

**Season Receptions Per Game**  
23. Kevin Curtis, 9.1 in 2001

**Season Receptions**  
26. Kevin Curtis, 100 in 2001  
51. Kevin Alexander, 92 in 1995

**Career Receiving Yards Per Game**  
3. Kevin Curtis, 126.8  
8. Kevin Alexander, 112.9

**Season Receiving Yards**  
21. Kevin Curtis, 1,531 in 2001

**Single-Game Receiving Yards**  
11. Aaron Jones, 297 vs. Boise State, 2000

**Career Punt Return Average**  
9. James Dye, 17.2 (two years at USU)

**Career Kickoff Return Average**  
3. Overton Curtis, 31.0  
5. Altie Taylor, 29.3

**Career All-Purpose Yards Per Game**  
10. Louie Giammona, 173.4

**Season All-Purpose Yards Per Game**  
6. Emmett White, 238.9 in 2000

**Career All-Purpose Yards**  
25. Emmett White, 5,872

**Season All-Purpose Yards**  
8. Emmett White, 2,628 in 2000

**Single-Game All-Purpose Yards**  
1. Emmett White, 578 vs. N.M. State, 2000  
18. Kendal Smith, 387 vs. San Jose St., 1988

**Winningest Teams in the 1960s**  
17. Utah State, 68-29.3, .695

**Undefeated, Untied Teams**  
Utah State, 1911 (also unscored on)

**Teams Ending Longest Winning Streaks**  
S.D. State had the 21st longest winning streak in NCAA history from 1965-67 until USU won 31-25 to end the streak.

**Most Played Rivalries**  
12. Utah State vs. Utah, 104 games

**Highest Scoring Tie Games**  
2. Utah State 48, S.J. State 48, 1979

NCAA team and individual statistical champions listed on previous page.



*Kevin Curtis (#3) averaged 7.9 receptions per game during the 2001 season, which ranks seventh all-time in the NCAA.*

## Emmett White's NCAA Record-Setting Day

On Nov. 4, 2000, Utah State running back Emmett White produced one of the greatest single-game performances in NCAA history. The then Aggie junior not only broke the NCAA single-game all-purpose yardage record, he demolished it.


The national record of 435 yards held by Brian Pruitt of Central Michigan, which he set against Toledo in 1994, was broken by an astonishing 143 yards as White accumulated 578 yards against New Mexico State.

White rushed 34 times for a school-record 322 yards, added 134 yards on seven receptions, had one punt return for two yards and four kickoff returns for 120 yards. That added up to 578 yards on 46 touches of the football that November night.

Not only did White amass all of those yards, he scored four touchdowns, including the game-winner, a nine-yard run, with just :28 left in the game as USU won the contest in Las Cruces 44-37.

He finished the season as the nation's all-purpose yardage leader averaging 238.9 yards per game (39 yards more per game than NCAA runner-up LaDainian Tomlinson of TCU). That average is still the sixth-best average in NCAA history.

White's 120.2 yards per game rushing that year ranked 13th in the country and his 322 yards on the ground against NMSU were the second most in a game in Big West history, as well as the most in USU history by 30 yards.



*Emmett White (#32)*





# USU/OPPONENTS IN THE AP POLLS

## Utah State in the Associated Press Poll (Since 1957)

Date	Rank	Result	Opponent
Oct. 31, 1960	18th	W 17-13	WYOMING
Nov. 7, 1960	19th	W 45-6	at Pacific
Sept. 25, 1961	RV	W 34-14	at Washington St.
Oct. 2, 1961	RV	T 6-6	at Wyoming
Oct. 16, 1961	RV	W 49-3	at Colorado State
Oct. 23, 1961	RV	W 69-0	IDAHO
Oct. 30, 1961	RV	W 31-8	at Brigham Young
Nov. 6, 1961	RV	W 65-22	at W. Michigan
Nov. 13, 1961	RV	W 17-6	at Utah
Nov. 20, 1961	RV	Did Not Play	
Nov. 27, 1961	RV	Did Not Play	
*Dec. 4, 1961	10th	L 9-24	#vs. Baylor
Preseason, 1962	RV	W 29-18	at San Jose State
Preseason, 1962	RV	W 45-7	at Idaho
Oct. 8, 1962	RV	L 13-14	at New Mexico
Oct. 12, 1964	RV	W 14-3	at New Mexico
Oct. 18, 1965	RV	W 41-20	at Colorado State
Oct. 25, 1965	RV	W 34-21	BYU
Nov. 1, 1965	RV	L 0-7	at Memphis
Nov. 8, 1965	RV	L 19-21	at Wichita State
Preseason, 1966	RV	L 8-17	at New Mexico

RV - Received Votes  
\* - Final Poll

# - Gotham Bowl)

(NOTE: AP Polls from 1961-67 included only 10 teams)

## USU vs. Associated Press Ranked Teams (Since 1957)

Date	Rank	Result	Opponent
Dec. 31, 1960	17th	L 13-20	&vs. New Mexico St.
Nov. 18, 1961	RV	W 17-6	at Utah
Nov. 21, 1964	RV	L 6-14	at Utah
Sept. 24, 1966	4th	L 7-28	at Nebraska
Oct. 22, 1966	RV	L 10-35	at Wyoming
Nov. 4, 1967	RV	W 30-9	BYU
Nov. 8, 1969	19th	L 13-38	at Air Force
Sept. 12, 1970	14th	L 0-37	at Kansas State
Oct. 2, 1971	1st	L 6-42	at Nebraska
Sept. 16, 1972	4th	L 0-49	at Oklahoma
Oct. 7, 1972	9th	L 12-27	at Texas
Sept. 28, 1974	3rd	L 3-72	at Oklahoma
Oct. 4, 1975	7th	L 7-61	at Texas
Sept. 11, 1976	13th	L 16-33	at Arkansas
Sept. 24, 1977	20th	L 6-65	BYU
Sept. 15, 1979	8th	L 14-35	at Nebraska
Sept. 20, 1980	7th	L 17-35	at Texas
Oct. 2, 1981	10th	L 26-32	at Brigham Young
Oct. 29, 1983	15th	L 34-38	at Brigham Young
Nov. 24, 1984	1st	L 13-38	at Brigham Young
Nov. 9, 1985	18th	L 0-44	BYU
Sept. 6, 1986	18th	L 0-52	at Brigham Young
Nov. 22, 1986	RV	L 7-14	at Fresno State
Sept. 5, 1987	2nd	L 12-56	at Nebraska
Oct. 31, 1987	RV	L 14-24	SAN JOSE STATE
Sept. 3, 1988	2nd	L 13-63	at Nebraska
Sept. 30, 1988	RV	L 3-38	at Brigham Young
Sept. 16, 1989	13th	L 10-66	at Southern Cal
Sept. 23, 1989	20th	L 2-41	at Illinois
Sept. 30, 1989	RV	L 10-37	BYU
Oct. 14, 1989	RV	L 7-34	FRESNO STATE
Oct. 6, 1990	RV	L 7-52	at Oregon State
Nov. 24, 1990	4th	L 10-45	at Brigham Young
Sept. 7, 1991	14th	L 28-59	at Nebraska
Sept. 21, 1991	7th	L 21-55	at Oklahoma
Nov. 2, 1991	25th	W 20-19	FRESNO STATE
Sept. 5, 1992	RV	L 3-49	at Arizona
Oct. 17, 1992	RV	W 28-16	KANSAS STATE
Sept. 18, 1993	RV	L 24-28	BAYLOR
Dec. 17, 1993	RV	W 42-33	^vs. Ball State
Sept. 3, 1994	RV	L 17-32	at Utah
Sept. 30, 1994	RV	L 6-34	at Brigham Young
Nov. 12, 1994	RV	L 28-56	at Nevada
Sept. 16, 1995	RV	L 21-24	at So. Mississippi
Aug. 31, 1996	RV	W 20-17	UTAH
Sept. 28, 1996	RV	L 20-58	at Texas Tech

Oct. 4, 1996	21st	L 17-45	BYU
Aug. 30, 1997	RV	W 21-17	at Utah
Sept. 13, 1997	25th	L 24-35	COLORADO STATE
Oct. 3, 1997	24th	L 35-42	at Brigham Young
Oct. 11, 1997	RV	L 16-24	at Oregon State
Sept. 19, 1998	15th	L 6-25	at Colorado
Oct. 10, 1998	RV	L 12-53	at Washington
Sept. 4, 1999	12th	L 7-38	at Georgia
Sept. 18, 1999	RV	L 18-38	at Utah
Oct. 1, 1999	RV	L 31-34	ot BYU
Oct. 16, 1999	9th	L 0-40	at Kansas State
Sept. 2, 2000	RV	L 16-38	at Texas Tech
Sept. 23, 2000	RV	L 20-44	at Arizona State
Sept. 8, 2001	13th	L 14-31	at LSU
Sept. 29, 2001	6th	L 21-38	OREGON
Oct. 5, 2001	18th	L 34-54	at Brigham Young
Dec. 1, 2001	21st	L 21-70	at Fresno State
Sept. 7, 2002	9th	L 13-44	at Nebraska
Sept. 6, 2003	23rd	L 7-31	at Nebraska
Sept. 13, 2003	16th	L 16-26	at Arizona State
Sept. 18, 2004	15th	L 6-48	UTAH
Sept. 10, 2005	RV	L 7-31	at Utah
Oct. 15, 2005	RV	L 21-53	at Fresno State
Oct. 29, 2005	5th	L 3-35	at Alabama

RV - Received Votes

& -Sun Bowl

^ - Las Vegas Bowl

(NOTE: AP Polls from 1961-67 included only 10 teams)

## USU vs. Associate Press Ranked Teams

USU vs. Ranked Teams: 1-40 (H: 1-6, A: 0-33, N: 0-1)

USU vs. Teams Receiving Votes: 6-23 (H: 3-5, A: 2-18, N: 1-0)

USU vs. Number One: 0-2

USU vs. Top Five: 0-9

USU vs. Top 10: 0-18

(NOTE: AP Polls from 1961-67 included only 10 teams)



**Roger Grant** (#35) rushed for 98 yards on 20 carries in Utah State's dramatic 20-19 win over 25th ranked Fresno State on Nov. 2, 1991. It was the Bulldogs' only loss of the season that year.



**Tony Adams, QB**  
Kansas City Chiefs, 1975-78  
Minnesota Vikings, 1987

**Louie Aguiar, K**  
New York Jets, 1991-93  
Kansas City Chiefs, 1994-98

**Lionel Aldridge, DE**  
Green Bay Packers, 1963-71  
San Diego Chargers, 1972-73

**Kevin Alexander, WR**  
New York Giants, 1996-97  
Miami Dolphins, 1998  
Washington Redskins, 1999

**Buddy Allen, HB**  
Denver Broncos, 1961

**Patrick Allen, CB**  
Houston Oilers, 1985-90

**Ocie Austin, DB**  
Baltimore Colts, 1968-69  
Pittsburgh Steelers, 1970-71

**Willie Beecher, K**  
Miami Dolphins, 1987-88

**Ed Berry, DB**  
Green Bay Packers, 1986  
San Diego Chargers, 1987

**Craig Bradshaw, QB**  
Houston Oilers, 1980

**Clyde Brock, DT**  
Dallas Cowboys, 1962-63  
San Francisco 49ers, 1963

**Israel Byrd, CB**  
New Orleans Saints, 1993-95

**Johndale Carty, FS**  
Atlanta Falcons, 1999-2002  
Jacksonville Jaguars, 2003

**Ron Cassidy, WR**  
Green Bay Packers, 1979-84

**Mike Connelly, C**  
Dallas Cowboys, 1960-67  
Pittsburgh Steelers, 1968

**Chris Cooley, TE**  
Washington Redskins, 2004-05

**Kevin Curtis, WR**  
St. Louis Rams, 2003-05

**Chuck Detwiler, S**  
San Diego Chargers, 1970-72  
St. Louis Cardinals, 1973

**Jed DeVries, OT**  
Cleveland Browns, 1994-95  
Baltimore Ravens, 1996

**Bill Dunstan, DT**  
Philadelphia Eagles, 1973-76  
Buffalo Bills, 1977  
Los Angeles Rams, 1979

**Bob Gagliano, QB**  
Kansas City Chiefs, 1981-83  
San Francisco 49ers, 1986-87  
Indianapolis Colts, 1988  
Detroit Lions, 1989-90  
San Diego Chargers, 1991-92  
Atlanta Falcons, 1993

**Hal Garner, LB**  
Buffalo Bills, 1985-88; 1990-91

**Louie Giammona, RB**  
New York Jets, 1976  
Philadelphia Eagles, 1978-82

**Cornell Green, DB**  
Dallas Cowboys, 1962-74

**Mike Hamby, DE**  
Buffalo Bills, 1986

**Matt Hanousek, OL**  
Seattle Seahawks, 1987

**Jim Harris, DT**  
New York Jets, 1965-67

**Jack Hill, HB**  
Denver Broncos, 1961

**Eric Hipple, QB**  
Detroit Lions, 1980-89

**Jim Hough, OL**  
Minnesota Vikings, 1978-86

**Trevor Hutton, OL**  
Indianapolis Colts, 2004-05

**Ade Jimoh, CB**  
Washington Redskins, 2003-05

**Rulon Jones, DE**  
Denver Broncos, 1980-88

**Henry King, DB**  
New York Jets, 1967

**Steve Kinney, T**  
Chicago Bears, 1973-74

**Micah Knorr, P**  
Dallas Cowboys, 2000-02  
Denver Broncos, 2002-04  
New York Jets, 2005

**Greg Kragen, DL**  
Denver Broncos, 1985-93  
Kansas City Chiefs, 1994  
Carolina Panthers, 1995-98

**MacArthur Lane, RB**  
St. Louis Cardinals, 1968-71  
Green Bay Packers, 1972-74  
Kansas City Chiefs, 1975-78

**Paul Lavine, LB**  
Seattle Seahawks, 1987

**Jim LeMoine, OG**  
Buffalo Bills, 1967  
Houston Oilers, 1968-69

**Earsell Mackbee, DB**  
Minnesota Vikings, 1965-69

**Ralph Maughan, C**  
Detroit Lions, 1949

**Doug Mayberry, RB**  
Minnesota Vikings, 1961-62  
Oakland Raiders, 1963

**Clark Miller, DE**  
San Francisco 49ers, 1962-68  
Washington Redskins, 1969  
Los Angeles Rams, 1970

**Shawn Miller, NT**  
Los Angeles Rams, 1984-89

**Solomon Miller, WR**  
New York Giants, 1986  
Tampa Bay Buccaneers, 1987

**Mel Montalbo, DB**  
Oakland Raiders, 1962

**Rod Moore, WR**  
San Francisco 49ers, 1994

**Mark Mraz, DE**  
Atlanta Falcons, 1987  
Los Angeles Raiders, 1989

**Carl Mulleneaux, E**  
Green Bay Packers, 1938-41; 1945-46

**Bill Munson, QB**  
Los Angeles Rams, 1964-67  
Detroit Lions, 1968-76  
Seattle Seahawks, 1976  
San Diego Chargers, 1977  
Buffalo Bills, 1978-79

**James Murphy, WR**  
Kansas City Chiefs, 1981

**Spain Musgrove, DL-OL**  
Washington Redskins, 1967-69  
Houston Oilers, 1970

**Patrick Newman, WR**  
Minnesota Vikings, 1990  
New Orleans Saints, 1991-93

**Tony Newson, LB**  
Kansas City Chiefs, 2002-04

**Jim Newton, OT**  
Indianapolis Colts, 2003-04  
Arizona Cardinals, 2005

**Merlin Olsen, DT**  
Los Angeles Rams, 1962-76

**Phil Olsen, DL-OL**  
Boston Patriots, 1970  
Los Angeles Rams, 1971-74  
Denver Broncos, 1975-76

**Dave Parkin, DB**  
Detroit Lions, 1979

**Scott Parrish, OT**  
Denver Broncos, 1976

**Rick Parros, RB**  
Denver Broncos, 1981-84  
Seattle Seahawks, 1985, 1987

**Mike Perko, DT**  
Atlanta Falcons, 1982

**Len Rohde, T**  
San Francisco 49ers, 1960-74

**Kent Ryan, B**  
Detroit Lions, 1938-40

**Ron Sbranti, LB**  
Denver Broncos, 1966

**Roy Shivers, RB**  
St. Louis Cardinals, 1966-72



# AGGIES IN THE NFL

**Greg Sinnott, T**  
Los Angeles Rams, 1987  
Aaron Smith, LB  
Denver Broncos, 1984

**Al Smith, LB**  
Houston Oilers, 1987-95

**Charlie Smith, RB**  
San Diego Chargers, 1975

**James Smith, S**  
Denver Broncos, 1969

**Kendal Smith, WR**  
Cincinnati Bengals, 1989-90

**Glen Sorenson, G**  
Green Bay Packers, 1943-45

**Bill Staley, DT**  
Cincinnati Bengals, 1968-69  
Chicago Bears, 1970-71

**Alfie Taylor, RB**  
Detroit Lions, 1969-76  
Houston Oilers, 1976

**John Thompson, TE**  
Green Bay Packers, 1979-82

**Ken Thompson, WR**  
St. Louis Cardinals, 1982-83

**Navy Tuiasosopo, C**  
Los Angeles Rams, 1987

**Jim Turner, K-QB**  
New York Jets, 1964-70  
Denver Broncos, 1971-79

**Maurice Turner, RB**  
Minnesota Vikings, 1984-85  
Green Bay Packers, 1985  
New York Jets, 1987

**Rich Tylski, OG**  
New England Patriots, 1994  
Jacksonville Jaguars, 1995-99  
Pittsburgh Steelers, 2000-01  
New England Patriots, 2002  
Carolina Panthers, 2004

**Elmer "Bear" Ward, C**  
Detroit Lions, 1935-36

**Bob Wicks, WR**  
St. Louis Cardinals, 1972  
New Orleans Saints, 1974  
Green Bay Packers, 1974

**Frank "Buss" Williams, B**  
New York Giants, 1948


**Rich Zecher, DT**  
Oakland Raiders, 1965  
Miami Dolphins, 1966-67  
Buffalo Bills, 1967

## Aggies In the Pro Bowl


Cornell Green	Dallas	5	1966-68, 1972-73
Rulon Jones	Denver	2	1885-86
Greg Kragen	Denver	1	1990
MacArthur Lane	St. Louis	1	1971
Carl Mulleneaux	Green Bay	2	1940-41
Merlin Olsen	Los Angeles	14	1963-76
Len Rohde	San Francisco	1	1971
Al Smith	Houston	2	1991-92
Jim Turner	N.Y. Jets	2	1969-70

## Aggies in the Super Bowl

Lionel Alderidge	Green Bay	2	1966, 1967
Ocie Austin	Baltimore	1	1968
Bill Dunston	Los Angeles	1	1979
Hal Garner	Buffalo	2	1990, 1991
Louie Giammona	Philadelphia	1	1980
Cornell Green	Dallas	2	1970, 1971
Rulon Jones	Denver	2	1986, 1987
Greg Kragen	Denver	3	1986, 1987, 1989
Earsell Mackbee	Minnesota	1	1969
Solomon Miller	N.Y. Giants	1	1986
Rod Moore	San Francisco	1	1994
Jim Turner	N.Y. Jets	2	1968
	Denver		1977



**Rulon Jones (#79)** played in back-to-back Super Bowls with the Denver Broncos in 1986 and 1987.



**Len Rohde (#76)** played in the 1971 Pro Bowl while a member of the San Francisco 49ers.

# AGGIES IN THE NFL DRAFT



## Round/Overall Pick

**1937**  
Ed (Red) Wade, T, Chicago (10)

**1944**  
Jack Okland, T, New York Giants (6)

**1945**  
Howie Hansen, T, Detroit (9)  
John Putnik, E, Washington (12)

**1946**  
Jack Seiferling, B, Pittsburgh (5)

**1947**  
Ralph Maughan, E, Detroit (18)

**1948**  
Moroni Schwab, T, Detroit (5)  
Frank Williams, B, New York Giants (20)

**1949**  
Dale Panter, T, Detroit (14)

**1950**  
Jay Van Noy, B, Los Angeles Rams (10)

**1952**  
Bob Stoddard, T, Chicago (25)

**1954**  
Earl Lindley, B, Chicago (16)

**1955**  
Dave Kragthorpe, G, New York Giants (16)  
Charley Hatch, E, Detroit (30)

**1956**  
Jack Hill, B, Baltimore (13)  
Reed Henderson, T, San Francisco (15)

**1957**  
Larry Sorenson, T, Chicago (2)  
Bob Winters, QB, Cleveland (22)  
Tom Range, G, Pittsburgh (29)

**1958**  
Gary Lund, G, Baltimore (30)

**1959**  
Overton Curtis, B, Pittsburgh (11)  
Mike Connelly, C, Los Angeles Rams (12)  
Bill Meglen, G, Los Angeles Rams (22)

**1960**  
Len Rohde, T, San Francisco (5)  
Mike Connelly, C, Buffalo

**1961**  
Clark Miller, T, San Francisco  
Doug Mayberry, FB, Minnesota (10)  
Roger Fisher, C, Oakland (23)

**1962**  
Merlin Olsen, T, Los Angeles Rams (1/3)  
Clyde Brock, T, Chicago (2)  
Tom Larscheid, B, Philadelphia (18)  
Terry Cagaanan, B, Minnesota (20)  
Tom Cagaanan, HB, Oakland (25)

**1963**  
Lionel Aldridge, G, Green Bay (4)  
Steve Shafer, B, San Francisco (11)  
Darnell Haney, T, St. Louis (19)  
Jim Turner, QB, Washington (19)  
Larry Campbell, FB, Oakland (28)

**1964**  
Bill Munson, QB, Los Angeles Rams (1/7)  
Jim McNaughton, New York Giants (12)

**1965**  
Jim Harris, T, Minnesota (4)  
Rich Zecher, T, Oakland (9)  
Roy Shivers, HB, St. Louis (12)  
Veran Smith, B, Minnesota (17)

**1966**  
Ron Sbranti, DE, San Francisco (10)

**1967**  
Spain Musgrove, DT, Washington (2/38)  
Jim LeMoine, TE, Buffalo (2/42)  
Henry King, DB, New York Jets (3/74)  
Mike Gold, T, St. Louis (8/193)  
Grant Martinsen, DB, Buffalo (15/389)

**1968**  
MacArthur Lane, RB, St. Louis (1/13)  
Bill Staley, DE, Cincinnati (2/28)  
Ocie Austin, DB, Baltimore (10/257)  
Jim Murphy, K, Chicago (16/424)  
Joe Forzani, LB, Philadelphia (17/448)  
Rich Zecher, DT, Cincinnati (Expansion)

**1969**  
Altie Taylor, RB, Detroit (2/34)  
Mike O'Shea, SE, Minnesota (5/112)  
Doug Gosnell, DT, Green Bay (8/194)  
Jim Smith, DB, Denver (10/244)

**1970**  
Phil Olsen, DT, Boston (1/4)  
Bernard Bradley, DB, San Diego (13/327)

**1971**  
Wes Garnett, WR, San Diego (12/299)  
Bill Dunstan, DE, San Francisco (14/361)  
Tyrone Covey, DB, Dallas (14/363)

**1972**  
Bob Wicks, WR, St. Louis (8/188)

**1973**  
Elton Brown, DE, Denver (11/269)  
Tony Adams, QB, San Diego (14/343)

**1974**  
Archie Gibson, RB, New England (11/268)

**1975**  
Bob Fuhriman, DB, Green Bay (13/321)

**1976**  
Steve Maughan, LB, Tampa Bay (3/91)  
Orlando Nelson, TE, Cincinnati (6/176)  
Scott Parrish, T, New Orleans (5/127)  
Louie Giammona, RB, N.Y. Jets (8/214)  
Bob Dzierzak, DT, Tampa Bay (15/404)  
Ron Holmes, Miami (15/423)

**1978**  
Jim Hough, C, Minnesota (4/100)  
Keith Myers, QB, Green Bay (9/228)

**1979**  
Ron Cassidy, WR, Green Bay (8/193)  
John Thompson, TE, Green Bay (9/235)  
Dave Parkins, DB, Atlanta (9/239)

**1980**  
Rulon Jones, DE, Denver (2/42)  
Eric Hipple, QB, Detroit (4/85)  
Rick Parros, RB, Denver (4/107)  
Craig Bradshaw, QB, Oakland (7/182)

**1981**  
Henry Henderson, DB, Detroit (10)  
James Murphy, WR, Minnesota (10/266)  
Bob Gagliano, QB, Kansas City (12/319)

**1982**  
Mike Perko, DT, Pittsburgh (6/155)  
Larry Hogue, DB, Cincinnati (10/278)

**1983**  
Maurice Turner, RB, Minnesota (12/325)

**1984**  
Patrick Allen, DB, Houston (4/100)  
Aaron Smith, LB, Denver (6/159)  
Theodis Windham, DB, Seattle (12/329)

**1985**  
Hal Garner, LB, Buffalo (3/63)  
Mike Hamby, DT, Buffalo (6/141)

**1986**  
Ed Berry, DB, Green Bay (7/183)  
Solomon Miller, WR, N.Y. Giants (6/157)

**1987**  
Mark Mraz, T, Atlanta (5/125)  
Al Smith, LB, Houston (6/147)


**1989**  
Kendal Smith, WR, Cincinnati (7/194)  
Brent Snyder, QB, Chicago (7)

**1990**  
Pat Newman, WR, Minnesota (10/249)

**1999**  
Johndale Carty, FS, Atlanta (4/126)

**2003**  
Kevin Curtis, WR, St. Louis (3/74)

**2004**  
Chris Cooley, TE, Washington (3/81)



*MacArthur Lane was the 13th player selected in the 1968 NFL Draft by the St. Louis Cardinals.*





# BOWL GAME SUMMARIES

## 1946 RAISIN BOWL

**San Jose State** 20  
**Utah State** 0

A powerful San Jose State college grid team shut out Utah State, 20-0 in the second Raisin Bowl at Fresno, Calif. San Jose devastated the Aggies 16 to seven in first downs, 177 to 74 in yards rushing and 110 to 49 in yards passing. Utah State's all-conference center, Ralph Maughan, could not offset San Jose's halfbacks Bert Robinson and Babe Nomura. San Jose did all of its scoring in the second and third quarters. Bill Schembel, a substitute halfback, passed to quarterback Bill Jackson for the opening touchdown, then took an aerial from Jackson for score number two. Bill Rhyne, another substitute halfback, crossed the goal line from the one yard line scoring the third touchdown. Through the entire game, Utah State threatened to score twice, once in the first quarter when it reached the San Jose one-yard line, and again at the end of the fourth quarter when the Aggies were again within a yard of the goal. Both attempts were denied and Utah State was confined to its own territory throughout most of the game.

## 1947 GRAPE BOWL

**Pacific** 35  
**Utah State** 21

All-American quarterback Eddie LeBaron led his Pacific Tigers on to victory, defeating the Utah State Aggies, 35-21 in Lodi's first annual Grape Bowl football game. Only six minutes into the game, Pacific fullback Harry Kane scored on a 72-yard run. Utah State answered with a 70-yard drive to land on Pacific's 1-yard line. Right halfback John Worley fumbled, allowing halfback Bruce Orvis to recover the ball and run it back 99 yards for Pacific's second score. Early in the second quarter, LeBaron scored on a quarterback sneak from the one, and then threw for a 14-yard TD pass to left end John Rohde a few minutes later. Sub halfback Wayne Hardin completed all five conversion attempts. Utah State came back from halftime facing a 28-0 deficit. Quarterbacks John Caputo and John Sorensen helped the Aggies with two touchdowns, and in the final period, halfback Ernie Groll intercepted a long pass by LeBaron on the Pacific 42 and ran it back into the end zone. Fullback Buss Williams converted all three attempts. Utah State ran up 15 first downs against the College of Pacific's 17. On the ground the Tigers gained 278 yards against the Aggies' 85.

## 1960 SUN BOWL

**Utah State** 13  
**New Mexico State** 20

New Mexico State, in winning its 15th straight game, overcame Utah State, 20-13, in a bruising Sun Bowl football battle. USU owned a 7-0 lead in the first quarter when halfback Tom Larscheid ran for 13 yards and a touchdown. The score was set up with a 53-yard punt return by Ernie Reese, which set a Sun Bowl record.

New Mexico State answered right back in the second quarter. Quarterback Charley Johnson's three-yard pitch to Pervis Atkins along with Atkins' subsequent kick, tied the score in the second period.

USU then regained the lead by driving 80 yards in 15 plays with Dolph Camilli scoring from the 11. New Mexico State took the lead for the first time in the third quarter when Bob Gaiters ran for a 32-yard touchdown. Johnson led the offense by completing 18-of-26 passes, including two for touchdowns.

Utah State's final effort for victory was denied in the fourth quarter when fullback Doug Mayberry was stopped short of a first down on a fourth down play. New Mexico State then ran out the clock.

**UTAH STATE** 7 6 0 0 - 13  
**N.M. STATE** 0 7 7 6 - 20

USU-Larscheid 13 run (Miller kick)  
NMSU-Atkins 2 pass from Johnson (Atkins kick)  
USU-Camilli 11 run (kick failed)  
NMSU-Gaithers 32 run (Atkins kick)  
NMSU.-Sims 7 pass from Johnson (kick failed)

Team Statistics	NMSU	USU
First Downs	18	15
Rushes-Yards	44	268
Comp.-Att.-Int.	18-26-1	0-4-0
Passing Yards	190	0
Total Offense	234	268
Punts	3-37.3	4-31
Fumbles-Lost	1	1
Penalties-Yards	2-16	4-52

### Individual Rushing

**New Mexico State:** Gaiters 13-65, Atkins 7-10, Jackson 1-4, Gonzales 1-4, Johnson 7-(-37), Alba 3-4.

**Utah State:** Mayberry 19-91, Larscheid 16-83, Montalbo 5-42, Reese 9-28, Camilli 3-8, Howard 1-6, Claybaugh 1-5, Butcher 1-4.

### Individual Passing

**New Mexico State:** Johnson 26-18-1 190  
**Utah State:** Camilli 2-0-0 0, Montalbo 2-0-0 0

### Individual Receiving

**New Mexico State:** Kelley 6-64, Sims 5-44, Atkins 3-28, Jackson 1-14, Gonzales 1-14, Cassell 1-11, Thompson 1-5.

**Utah State:** None

## 1961 GOTHAM BOWL

**Baylor** 24  
**Utah State** 9

Converting four-of-five fumble recoveries into three touchdowns provided Baylor with the win over previously unbeaten Utah State, 24-9. Baylor's Ronnie Bull, picked up a 15-yard touchdown run in the first quarter. Quarterback Don Trull contributed a two-yard scoring plunge and a 39-yard touchdown pass to end Tom Plumb. Carl Choate kicked all three conversions and added three points with his 22-yard field goal. Utah State's first score came in the third quarter when Jim Turner kicked a 36-yard field goal. Midway through the final quarter, Ronnie Stanley's pass was intercepted by Utah State's Bob Novotny on the Baylor 16. In three plays, Utah State produced a touchdown with Munson scoring from the four. An attempted conversion run failed.

**BAYLOR** 7 3 7 7 - 24  
**UTAH STATE** 0 0 3 6 - 9

Baylor- Bull 14 run (Choate kick)  
Baylor-FG Choate 22  
Utah State-FG Turner 36  
Baylor-Trull 2 plunge (Choate kick)  
Baylor-Plumb 38 pass from Trull (Choate kick)  
Utah State-Munson 4 run (run failed)

Team Statistics	Baylor	USU
First Downs	14	10
Rushes-Yards	102	153
Passing Yards	153	41
Comp.-Att.-Int.	14-30-1	3-14-3
Total Offense	255	194
Return Yards	112	86
Fumbles-Lost	2	5
Penalties-Yards	3-16	2-32
Punts	1-19	2-11

### Individual Rushing

**Baylor:** Bull 13-61, Whorton 6-14, Adams 4-13, Minter 3-11.

**Utah State:** Montalbo 4-35, Prince 8-28, Mattson 5-27, Larscheid 11-25, Turner 5-17.

### Individual Passing

**Baylor:** Ply 2-10-0 28, Trull 11-16-0 116.  
**Utah State:** Munson 1-8-2 24, Turner 1-3-1 10, Montalbo 1-3-0 7

### Individual Receiving

**Baylor:** Plumb 3-59, Bull 4-25, Lane 2-30.  
**Utah State:** McNaughton 3-41

# BOWL GAME SUMMARIES



## 1993 LAS VEGAS BOWL

Utah State	42
Ball State	33

Anthony Calvillo tossed three touchdown passes and Profail Grier ran for two scores as Utah State defeated Ball State, 42-33 in Las Vegas Bowl II. It marked Utah State's first bowl victory in its 96-year football history. Utah State scored on its first two possessions with drives of 73 and 82 yards, respectively. Calvillo, who completed his first seven pass attempts, hit Cottie McMahon from 22 yards out for the first score. Eight minutes later, Grier reached the end zone on a three-yard run. With :24 remaining in the first half, Aubrey Thompson scored on a three-yard pass from Calvillo. The Aggie offense rolled up 329 total yards in the first half and produced 18 first downs. Ball State scored 10 straight points to open the third quarter, but Utah State got a 15-yard touchdown run from Grier and another TD pass from Calvillo, this time to Mike Lee good for 16 yards. Donald Toomer iced the game when he returned an interception 32 yards for a score to give the Aggies a 42-19 lead with 11:34 left. Calvillo completed 25-of-39 passes for 286 yards to earn MVP honors.

<b>BALL STATE</b>	<b>0</b>	<b>0</b>	<b>17</b>	<b>16</b>	<b>- 33</b>
<b>UTAH STATE</b>	<b>14</b>	<b>7</b>	<b>14</b>	<b>7</b>	<b>- 42</b>

USU-McMahon 22 pass from Calvillo (Morreale kick)  
 USU-Grier 3 run (Morreale kick)  
 USU-Thompson 3 pass from Calvillo (Morreale kick)  
 BSU-McCray 7 pass from Neu (Swart kick)  
 BSU-FG Swart 31  
 USU-Grier 15 run (Morreale kick)  
 USU-Lee 16 pass from Calvillo (Morreale kick)  
 BSU-Neu 2 pass from Blair (Swart kick)  
 BSU-Safety, Calvillo forced out of end zone  
 USU-Toomer 32 interception return (Morreale kick)  
 BSU-Nibbs 2 run (Oliver pass from Neu)  
 BSU-Oliver 2 pass from Neu (pass failed)  
 A-15,508

Team Statistics	BSU	USU
First Downs	14	27
Rushes-Yards	26-73	46-205
Passing Yards	241	286
Comp.-Att.-Int.	21-38-2	25-39-2
Total Offense	64-314	85-491
Return Yards	14	43
Fumbles-Lost	1-1	2-1
Penalties-Yards	5-30	15-150
Punts	5-41	3-39
Time of Possession	24:49	35:11

### Individual Rushing

**Ball State:** Kent 1-27, Nibbs 6-18, Blair 10-11, McCray 1-10, Neu 7-4, Deede 1-3.  
**Utah State:** Grier 33-142, Calvillo 8-50, Dye 2-8, Huey 1-5, A. Thompson 1-10.

### Individual Passing

**Ball State:** Neu 20-37-2 239, Blair 1-1-0 2.  
**Utah State:** Calvillo 25-39-2 286.

### Individual Receiving

**Ball State:** Blair 10-66, Oliver 5-114, Gorman 2-32, McCray 2-21, Freeman 1-6, Neu 1-2.  
**Utah State:** Jenkins 5-94, McMahon 4-54, Lee 4-48, A. Thompson 4-28, Ray 3-22, Grier 2-32, Turner 1-10, G. Thompson 1-2.

## 1997 HUMANITARIAN BOWL

Cincinnati	35
Utah State	19

Utah State spotted Cincinnati a 28-point advantage before scoring 19 of the game's final 26 points as the Aggies fell 35-19 in the first Humanitarian Bowl at Boise, Idaho on Dec. 29, 1997. The Aggies suffered through their second-lowest offensive output of the season in both scoring (16 at Oregon State) and yardage (283 vs. New Mexico) in the game. USU did not practice outdoors until the two days prior to the game as the Aggies worked out in the USU fieldhouse for the month between the end of the regular season and the bowl game. That rustiness was evident as USU went scoreless in the first half as Cincinnati put up a 21-0 halftime advantage. USU warmed up in the second half, scoring three touchdowns in an eight minute span, but the Aggies were controlled by a bigger, stronger Cincinnati team. Steve Smith earned USU MVP honors as he had four receptions for 136 yards and a 75-yard touchdown, while also returning two punts for 26 yards and two kickoffs for 58 yards. The game was the final one for head coach John L. Smith, who had announced that he had taken the head coaching job at Louisville immediately after the final regular season game at North Texas. Cincinnati's Chad Plummer was selected as the Bearcats' MVP in the game after rushing for 53 yards, passing for 62 yards and catching four passes for 64 more yards.

<b>CINCINNATI</b>	<b>7</b>	<b>14</b>	<b>14</b>	<b>0</b>	<b>-- 35</b>
<b>UTAH STATE</b>	<b>0</b>	<b>0</b>	<b>13</b>	<b>6</b>	<b>-- 19</b>

UC - Bonner 14 pass from Plummer (Judge kick)  
 UC - Bonner pass from Kenner (Judge kick)  
 UC - Smith 1 run (Judge kick)  
 UC - Plummer 15 run (Judge kick)  
 USU - Smith 75 pass from Sauk (Bohn kick)  
 UC - O. Smith 7 run (Judge kick)  
 USU - Blue 3 run (kick failed)  
 USU - Passey 10 fumble return (pass failed)  
 A - 16,131

Team Statistics	UC	USU
First Downs	23	15
Rushes-Yards	65-225	20-63
Passing Yards	186	253
Comp.-Att.-Int.	25-15-0	30-12-3
Total Offense	90-411	50-316
Return Yards	129	26
Fumbles-Lost	2-1	1-1
Penalties-Yards	7-84	3--13
Punts	5-184	6-194
Time of Possession	42:17	17:43

### Individual Rushing


**Cincinnati:** O. Smith 15-78, Plummer 15-53, Cooper 17-47, Smith 7-32, Royal 9-24, Ison 1-1, Johnson, 1--10.  
**Utah State:** Brown 12-56, Smith 2-11, Blue 2-6, Sauk 4--10.

### Individual Passing


**Cincinnati:** Kenner 16-10-0, 124, Plummer 9-5-0, 62.  
**Utah State:** Sauk 30-12-3, 253.

### Individual Receiving

**Cincinnati:** Bonner 4-48, Collins-Baker 4-36, Plummer 4-64, Monroe 2-26, Royal 1-12.  
**Utah State:** Smith 4-136, Jenkins 4-80, Brown 3-29, Damuni 1-8.



**Anthony Calvillo (#13)** was the Most Valuable Player of the 1993 Las Vegas Bowl.



**Steve Smith (#4)** earned USU's Most Valuable Player honor in the 1997 Humanitarian Bowl.



# ALL-TIME LETTERMEN

## A

Aalona, Ernest 1977-78  
 Abrams, Marvin 1944-47  
 Adams, Allan 1930-31  
 Adams, Bobby Ray 1948-49-50  
 Adams, Eric 1981-82-83-84  
 Adams, Hugh 1903  
 Adams, Hugh R. 1909  
 Adams, Orval 1898  
 Adams, Tony 1970-71-72  
 Adamson, Ronald 1966  
 Aguiar, Louie 1987-88  
 Ahern, John Paul 1937-38  
 Ahlemeyer, Monte 1987-89-90  
 Albrittain, Chris 1979-80  
 Aldridge, Lionel 1960-61-62  
 Alexander, George 1933  
 Alexander, Kevin 1992-93-94-95  
 Alexander, Corey 1992-93-94  
 Allen, Elihu (Buddy) 1958-59  
 Allen, Fred 1940-41  
 Allen, Patrick 1980-81-82-83  
 Allison, Carl 1892  
 Allred, Irwin 1898  
 Alvarez, Fred 1967-68  
 Amador, Jim Anthony 1968-69  
 Anast, Constantino (Dino) 1956-57  
 Anderson, Frank 1971-72  
 Anderson, Gary E. 1967-68-69  
 Anderson, James 1917  
 Anderson, Joe W. 1944-45  
 Anderson, Josh 2004-05  
 Anderson, Larry G. 1958-59-60  
 Anderson, Ray W. 1945  
 Anderson, Scott 1988-89-90-91  
 Anderson, Stanley 1917-19-20  
 Anderson, Sterling 1923-24  
 Anderson, Todd 1981  
 Anderson, W.C. 1944  
 Andreason, Grant C. 1936-37  
 Andrews, Junius 1905-06  
 Andrus, Leonard M. 1919  
 Ane, Fie 1970  
 Angell, Kelly 1981-84-85  
 Angelovic, Greg 1992-93  
 Apostol, Chris J. 1948-49  
 Arguello, Jerry 1997-98  
 Ashton, Lynne 1892  
 Ashton, Tyler 2004  
 Austin, Ocie Moore 1965-66-67  
 Axelgard, Chris T. 1940-41  
 Ayarbe, Joseph P. 1953

## B

Baer, Kent 1970-71-72  
 Badibanga, Eddie 1996-97, 99  
 Baguio, Joseph 1988  
 Bala, Andre 2001-02, 04-05  
 Baillif, Serge 1920  
 Balls, David 1989-92-93-94  
 Balls, Kent 1983  
 Bandy, Jason 1995-96  
 Bankhead, John 1896  
 Banks, Fred William 1939-40  
 Banks, John 1980  
 Barber, Nathan 2000-01  
 Barbic, George 1977  
 Barfield, Barry 1979  
 Bargsley, James 1988  
 Bargsley, John 1988  
 Barker, William T. 1930-31-32  
 Barlow, Fielding 1917  
 Barney, Vernon S. 1945  
 Bartz, Brent 1981-84-85  
 Batch, Robert 1990-91-92

Bates, Bob 1945  
 Bates, Tom 1979-80-81-82  
 Batt, William 1908-09-11-12  
 Batt, William Lee 1942  
 Beach, Doug 1990-91-92  
 Beauford, Bill 1983-84  
 Becklund, Mike 1968-69  
 Beecher, Willie 1981-82-83-84  
 Beerman, Ed 1985  
 Beers, William 1937  
 Bell, Elija 1999  
 Bell, Marvin T. 1939-40-41-45  
 Bell, Mickey 1984-85  
 Belliston, A. Garth 1944-45  
 Bennion, Earl 1907-09  
 Bennion, Mark L. 1931  
 Bennion, Noel L. 1927  
 Bennion, Vernon 1939-40  
 Benson, Kenneth M. 1956-57  
 Benza, Brian 1997, 2000  
 Bergeson, Douglas A. 1927-28-29  
 Berry, Ed 1984-85  
 Bettman, Alfred 1973-74-75  
 Bimher, John 1892  
 Bingham, James 1921  
 Black, Bryan 2003-04  
 Black, Marcus 1981-82  
 Blackburn, Dale 1945  
 Blackburn, Pat 1977-78  
 Blanton, Paul 1934-35-36  
 Blazer, Leon Albert 1964  
 Bledsoe, Lloyd G. 1952  
 Blood, Wesley Heber 1944  
 Bloom, Robert 1970-71  
 Blue, Melvin 1995-96-97  
 Blueford, David 1979-80-81  
 Boam, Grant Wayne 1935-36  
 Boccio, Jim 1972-74  
 Bogar, Jasper 1982  
 Boham, Fred 1938-39-40  
 Bohm, Jimmy 2004-05  
 Bohm, Ryan 2005  
 Bohn, Brad 1997-00  
 Borino, Richard Scott 1964  
 Bouwman, Kevin 1987-88-89-90  
 Bowen, Jim LeRoy 1962-63-64  
 Bowers, Brian 2001  
 Bowers, Warren 1990-91-93  
 Bowler, Paul 1990  
 Boyer, Craig Edwin 1966-67-68  
 Bradshaw, Craig 1978-79  
 Brady, Elmo 1931-32-33  
 Brady, Kevin 1979-80-81  
 Brady, Perry B. 1953  
 Braegger, Wallace 1937-38-39  
 Brafford, Todd 1980-82-83  
 Bray, Charles 1963-64  
 Brennan, Mathew R. 1968  
 Briggs, Louis 1932  
 Brignac, Michael 2000  
 Brinton, Ralph David 1958-59  
 Broccardo, Mark 1991  
 Brock, Clyde 1959  
 Brock, Lem 1983-84  
 Broucker, B.J. 1909  
 Brooks, Wendell D. 1970-71  
 Brookter, DJ 2001, 04-05  
 Brossard, Edgar 1907-08-09  
 Brossard, Elmer 1909  
 Brossard, F. 1910  
 Brossard, Howard 1912-13  
 Brossard, Roland 1912  
 Broughten, Robert Verne 1968  
 Broughton, Bob 1963-64  
 Brown, Anthony 1987-88

Brown, Brant 1999  
 Brown, Darwin R. 1952-53  
 Brown, Demario 1996-97-98-99  
 Brown, Demetrius 1986-87-88-89  
 Brown, Elton 1971-72  
 Brown, F. 1909  
 Brown, Gary 1991-92-93-94  
 Brown, Gerald 1970-72  
 Brown, Jerry 1985-86-87-88  
 Brown, John Eldridge 1973  
 Brown, John L. 1963  
 Brown, Ken 1979-81  
 Brown, Louis 1988  
 Brown, Scott 1985-86  
 Brown, Tony 1986  
 Browner, Willard 1979-80  
 Brumfield, Ricky 1995-96-97-98  
 Bryan, Larry David 1961-62-63  
 Bryant, (NA) 1909  
 Bryant, Jimmy 1977-78  
 Buckley, James L. 1967  
 Budge, Rulon 1930  
 Budo, Shoro 1954  
 Buehler, Max S. 1944  
 Bullen, Bobby W. 1948  
 Bullen, Reese Newell 1935-36  
 Bunker, Robert E. 1934-35-36  
 Bunselmeir, Del 1976  
 Burge, Jason 1991  
 Burke, Steve James 1967  
 Burningham, Brenen 2001-02-03  
 Burrows, Jim 1958-59  
 Burrows, Ken 1967  
 Burton, Scott 1984-85  
 Bush, Jarrett 2004-05  
 Busta, Jesse 1999-2000-01-02  
 Butcher, Bob E. 1965-66-67  
 Butcher, Ray V. 1960  
 Butorovich, John 1981  
 Bybee, Junior 1952-53  
 Bynum, Andre 1981-82-83-84  
 Bynum, Darius 1991  
 Byrd, Israel 1991-92

## C

Caffey, Andy 1921  
 Cagaanan, Terry 1961-62  
 Caine, George B. 1911  
 Caine, Lawrence 1937  
 Ben Calderwood 2005  
 Caldwell, William 1960  
 Call, Joseph G. 1928-29  
 Callahan, William K. 1962-63-64  
 Calverley, Grant 2002-03  
 Calvillo, Anthony 1992-93  
 Camilli, Bruce 1960  
 Camilli, Dolph 1959-60  
 Campbell, Del Ray 1951-52  
 Campbell, Fahali 1996-97  
 Campbell, Larry 1962-63  
 Campbell, Mike 1984-85  
 Canales, Michael (Chico) 1981-82-83  
 Candler, Donta' 2001-02  
 Canidate, Steve 1999-00  
 Canning, Ben C. 1944  
 Cannon, Douglas Q. 1916  
 Caputo, John H. 1946-47-48-49  
 Caputo, Nick 1944-45-46  
 Cara, James Michael 1968  
 Caraway, Maurice 1999-00  
 Carboni, Peter J. 1962  
 Cardon, Lee Kenneth 1937-38-40  
 Cardon, Vince 1909  
 Carrillo, Eugene Pedro 1968-69

Carlino, Tod V. 1949-50-51  
 Carlsen, Rusty 1988-89-90-91  
 Carlston, Lee 1963-64  
 Carriger, Jaison 2002-03  
 Carty, John Dale 1995-96-97-98  
 Cassidy, Ron 1977-78  
 Cattolico, Ras 1971  
 Caughey, Robert Charles 1948  
 Cavalucci, Ralph 1951-52-53  
 Cernick, Arnie 1957  
 Chaet, Ben 2003-04  
 Chambers, Michael Don 1968  
 Charles, Marquis 2005  
 Chatterton, Dick 1967  
 Chavez, Guillermo 1996-97  
 Chick, John 2002-03-04-5  
 Child, Raymond L. 1969  
 Childers, Mike 1971-72  
 Childs, Ben 2001, 05  
 Childs, Vandel 1930-31  
 Choate, Robert Calvin 1941-42  
 Christensen, Brian 1980-81-82  
 Christensen, Guy B. 1932  
 Christensen, Randy Ross 1968-69  
 Christensen, Robert 1934  
 Christensen, Wesley D. 1951-52  
 Christensen, Wilford A. 1957  
 Christeson, Blaine (J.R.) 1965-66-67  
 Ciancone, Ken 1979-80  
 Cin, Malik 2003-04-05  
 Cippolla, Joseph P. 1950-51-52  
 Clampet, Skip 1978-80  
 Clark, Charles Louis 1939  
 Clark, Craig 1971-72-73  
 Clark, Danny 1996  
 Clark, Dave 1964-65-66  
 Clark, David Thomas 1941  
 Clark, Harry 1923-28  
 Clark, Marvin 2003  
 Clark, Travis 1987-89  
 Clark, Willie 1985  
 Claybaugh, Charles 1960-61-62  
 Clayton, Rodney 1979-80  
 Clemons, Robby 1992  
 Cliff, Edward P. 1929-30  
 Clifford, Brad 1975-76-77  
 Coburn, John 1909  
 Coe, Michael 1992-93  
 Cohen, Steven Loomis 1961-62  
 Colbert, Adam 1998-99  
 Colbert, Stacy 1979-80  
 Cole, Jean Pierre 1957  
 Coleman, Gary 2001-02  
 Coleman, Kenny 2003  
 Coleman, Mike Terry 1967  
 Coleman, Sean 1993-94-95  
 Coleman, Steve 1975  
 Coleman, Valley 1972-73  
 Coles, Kory 1974-75-76  
 Collins, Scott 1999-00-01  
 Cologna, Max 1954  
 Comadena, Larry 1973-74  
 Confer, Fred George 1968-69  
 Conkwright, Allen 1917  
 Connelly, Dan 1998-99  
 Connelly, Mike 1958-59  
 Conroy, Maurice 1920  
 Cook, Lash 1909  
 Cooley, Chris 2000-01-02-03  
 Cooley, D.W. 1903  
 Coon, J.L. 1980-81-83  
 Cooper, Andrell 1990  
 Cooper, Sam Gary 1968-69  
 Cooper, William 1961  
 Copeny, Jerry 1977-78

# ALL-TIME LETTERMEN



Corey, Joe 1971-72  
 Cornelius, Pat 1978  
 Corner, Kevin 1994  
 Cornia, George W. 1944  
 Corrigan, Michael 1970  
 Costello, Frank 1961-64  
 Coster, Rodney 1950-51-52  
 Couey, Tyrone 1968-69-70  
 Counes, James 1950  
 Couppee, Steven 1970-71  
 Couppee, Ed 1972  
 Cowley, Claude Raymond 1937  
 Cowley, Sam 1923  
 Cox, Dan 1974-75-76  
 Cox, Dave 1969-70-71  
 Cox, Jerry 1973-74  
 Cox, John 1965  
 Cox, Travis 2001-02-03-04  
 Cranney, Monroe 1926-27  
 Crawford, Edmund 1901  
 Crawford, Glen 1985  
 Crawford, Wayne 1973  
 Crayton, Robert 1995  
 Crittenden, Frank 1892  
 Crivello, Matt 2003-04  
 Crockett, Ricky 2002  
 Croft, Walter 1892  
 Croft, Jack 1921  
 Crookston, Burns 1941-42-44  
 Crookston, Lauren 1917  
 Crookston, R. Burns 1912  
 Croypley, Virgil 1931  
 Crosbie, Jeff 1998-99, 2001-02  
 Crosbie, Merrill 1942  
 Crosland, Ben 1994-95-96-97  
 Crowell, Edward 1973-74  
 Cruickshank, Tom 1964  
 Crum, Joe 1980-81-82  
 Crumbley, Ernest 1985  
 Cuccia, Nick 1966-67  
 Cummings, Paul 1975  
 Cuncic, Wayne 1971-72-73  
 Cunningham, Dennis 1977  
 Curinga, Rudy 1963-64-65  
 Curtis, Heber 1916  
 Curtis, Kevin 2001-02  
 Curtis, Overton 1957  
 Czupka, Dwaine (Dewey) 1965-66

**D**

D'Amato, Tony 1997-98  
 D'Avila, Armando 1990-92  
 Dahle, Robert 1927-28  
 Dahme, William 1959-60-61  
 Daley, Marcus 1993  
 Daly, Greg 1975-76  
 Damuni, Waqa 1996-97-98  
 Dandridge, Nate 2001-02  
 Daniels, Joe 1957  
 Dansley, Duane 1935  
 Davies, Brian 1993-95  
 Davis, Eddie 1994-95-96  
 Davis, Greg 1988-89-90-91  
 Davis, Pondre 1983-85-86-87  
 Davis, Steve 1987-88  
 Davis, Travis 2003  
 Day, Joseph 1928-29  
 Dee, Glenn 1919  
 DeFries, Henry 1972-73  
 Deist, Kelley 1972-73-74  
 DeLadurantey, Brent 2004  
 DeLoach, Dennis 1978-79-80-81  
 Deml, Jason 2000-01  
 DeMartini, Ken 1966-67-68  
 Demosthenes, Guerschorn 1998

Dennis, Jerome 2001-02-03-4  
 Dennis, Joey 1967  
 Denson, Charlie 1976-77  
 DeQuillettes, Ryan 2002-03-04-05  
 Detwiler, Chuck 1966-67-68  
 DeVries, Jed 1990-91-92-93  
 DeCesare, Derek 1996  
 Dewan, Christopher 1974-75  
 DeWitt, Donald 1945  
 Dickey, William 1960-61  
 Dicko, Donald 1996-97-98-99  
 DiGiuseppe, James 1951  
 Dillard, Mike 1986  
 Dimercurius, Joseph 1965  
 Dimher, John 1892  
 Dinan, Paul 1951  
 Dine, Charles 1959-60  
 Dixon, Gordon 1931-32-33  
 Dixon, Willie 1957-58  
 Dixon, Aaron 1953-55  
 Doctor, Bob 1956-57  
 Dodge, John 1975-76  
 Dodson, Freddie 1996-97  
 Donaldson, Craig 1984-85-87  
 Donovan, Jack 1944  
 Dorius, Paul 1920  
 Doutre, William 1914  
 Downs, Chris 1999  
 Downs, Vance 1972  
 Dowty, Dean 1991  
 Doyle, Michael 1970-71-72  
 Doyle, Tim 1978-79  
 Drake, Perry 1978-79  
 Ducharme, Leo 1957-58  
 Duckworth, Tracy 1982-83-84  
 Duncan, Gail 1941-42  
 Duncan, Joe 1950  
 Duncan, Ryan 1998-2001  
 Dunnam, Douglas 1958-59  
 Dunstan, William 1968-69-70  
 Duve, Ryan 1988-89-90  
 Dye, James 1992-93  
 Dye, Scott 1977  
 Dyson, Brandon 1994-95-96-97  
 Dzierzak, Robert 1973-74-75

**E**

Eagal, Blake 1997-98-99-00  
 Eason, Jerome 2002-03  
 Ebert, Carl 1951-52-53-54  
 Edwards, LaVell 1949-50-51  
 Edwards, Lewis 1951-52-53  
 Edwards, Mike 1984-85  
 Edwards, Ron 1964-65-66  
 Edwards, Ronald 1988-89-90-91  
 Egbert, Archie 1909  
 Egbert, Archie D. 1905-06-07-08  
 Egbert, Ivan 1909  
 Eggington, Mark 1987  
 Ekdahl, Trevor 1964-65-66  
 Elder, Dan 1976-77  
 Elder, Lloyd Stanley 1935  
 Ellis, Marvin 1981  
 Ellison, Dan 1969  
 Ellison, Michael 1970  
 England, Dave 1971-72  
 England, Dave 1978  
 England, Harvey 1936-37  
 English, Dennis 1967  
 Ephriam, Dale 1981-82-83-84  
 Erbesnik, John 1980  
 Erickson, Art 1990-91  
 Erickson, Dan 1968  
 Erickson, Elgin 1920-23  
 Erwin, Robert 1892

Escandon, Edmond 1965  
 Esplin, Greg 1969  
 Esplin, Jodie 1984  
 Estelle, Mark 2001-02-03  
 Eti, Victor 2003-04  
 Evans, James 1922  
 Evans, Robert 1906  
 Evans, Thomas 1909

**F**

Fa'avavae, Lomi 1995-96  
 Faccinto, Al 1969-70-71  
 Fackrell, Jim 2002  
 Falck, Louis 1919  
 Falkerson, Richard 1942  
 Fano, Jarom 2000-03-04-05  
 Farias, Ruben 1991  
 Farmer, Clint 1978-79-81-82  
 Farrell, Ken 1947  
 Farris, Raymond 1983-84-85  
 Fausel, Will 2004-05  
 Favero, Alfred 1934-35  
 Felando, Chuck 1984  
 Felix, Ryan 1999  
 Ferderber, John 1958-59-60  
 Ferguson, Brad 1997-98  
 Ferguson, Dennis 1969-70-71  
 Ferguson, Kenneth 1963-65-66  
 Ferguson, Matt 2003  
 Fernandes, Fred 1979-81-82-83  
 Fernandez, Roger 2001  
 Ferrin, James 1967  
 Ferrin, Karl 1935-36-37  
 Fiefa, David 2000-01-02-03  
 Fiefa, Emosi 2004  
 Fiefa, Vaea 1995-97-98-99  
 Fiefa, Walter 1995-96-97-98  
 Fields, Daryl 2005  
 Fisher, Bob 1976  
 Fisher, Roger 1959-60  
 Flenniker, Baker 1950-51-52  
 Fletcher, Glenn 1979  
 Flowers, Aaron 1994  
 Fonnesebeck, Cardell 1967  
 Fonua, Liua 2000  
 Foote, Devon 1978  
 Forbes, Chris 2004-05  
 Ford, Tim 1985  
 Foreman, Floyd 1990-92  
 Foreman, Xavier 1993-94  
 Forgeon, Aland 1930-31-32  
 Forzani, Joe 1965-66-67  
 Forzani, John 1968-69-70  
 Forzani, Tom 1970-71-72  
 Fosmark, Mike 1978-79-80  
 Foster, Tom 1963-65-66  
 Foulk, Roger 1961-62-63  
 Foxley, Edward 1924-25-26  
 Franklin, Demario 1998-99  
 Frazier, Aaron 1995-96  
 Frederking, Chip 1982-83-84  
 Fredrick, Nate 2002-03-04  
 Fredrickson, John 1906  
 French, Mike 1978-79  
 Frew, Eugene 1905-06-07  
 Frew, William 1909  
 Fritz, Wayne 1967  
 Froerer, Frederick 1909  
 Fronk, Jack 1954  
 Fry, Burke 1931-32-33  
 Fuentes, Jose 2000-01-02  
 Fuhrman, Rob 1972-73-74  
 Fultcher, Greg 1976-77  
 Fulton, John 1991  
 Funk, Brian 1990-91-92

**G**

Gagliano, Bob 1980  
 Gaines, Terrence 1993-94-95  
 Galeazzi, Robert 1970-71  
 Galli, Logan 1998-99  
 Galliano, Aric 2002-03  
 Garcia, Carlos 1985-86  
 Garcia, Daniel 1973  
 Garcia, Jess 1968-69  
 Gardner, Alma 1927-28-29  
 Gardner, Bertrand 1922-23-24  
 Gardner, Dale 1951-52  
 Gardner, David 1922  
 Gardner, David I. 1926  
 Gardner, Vernal Del 1917-19  
 Gardner, Wilford 1917  
 Garf, George 1892  
 Garff, Wayne 1933  
 Gargalakis, Vincent 1999  
 Garmon, Vashon 1996-97-98-99  
 Garner, Dene 1985-86-87  
 Garner, Hal 1980-82-83-84  
 Garner, Hal E. 1948-49  
 Garnett, Wesley 1969-70  
 Garrett, Blake 2004  
 Garrett, David 1967  
 Garrett, James 1950-51  
 Garrett, Sid 1946  
 Gates, Michael 2002-03-04-05  
 Gates, Trae 1983-84  
 Geddes, William 1925-26  
 George, Nick 2002-03-04-05  
 Gerbozy, Don 1957-58-59  
 German, Joe 1995-96-97-98  
 Geyer, Chris 1968-69  
 Giammona, Louie 1973-74-75  
 Gibbons, Robert 1925-26-27  
 Gibbs, H. Lee 1925-26  
 Gibson, Archie 1972-73  
 Gibson, Byron 1985  
 Gilbert, Jack 1941-42  
 Giles, Eddie Lee 1970-71  
 Gill, David 1993-94-95-96  
 Gillespie, Dan 1928-29-30  
 Gilligan, George 1917  
 Gipson, Tony 1977-78  
 Gittins, Richard 1988-89-90-91  
 Glasper, Jamar 1999-2000-01-02  
 Glenn, Marshall 1931-32-33  
 Goddard, Ernie 1991  
 Gold, Mike 1965-66  
 Gold, Sherm 1938  
 Gomez, Robert 1970-71  
 Gooding, Robert 1939  
 Goodspeed, William 1912  
 Goodwin, Clarence 1941  
 Gordon, Tai 1992-94-95-96  
 Gosnell, Douglas 1967-68  
 Gottfredson, Arthur 1946-47  
 Gourley, Gary 1948  
 Grant, Roger 1990-91  
 Grantham, Ferrante 1982-83  
 Grasseschi, Barry 1973-74-75  
 Graven, Dave 1971-72  
 Gray, Fred 1972  
 Green, Elmer 1940  
 Green, Harry 1914  
 Green, Kenyatta 1994-95  
 Green, Mark 1912  
 Greener, Dallas 1935-36  
 Grier, Profail 1993-94  
 Griffin, Amos 1913-14  
 Griffin, Herbert 1929  
 Griffin, Richard 1941-42





# ALL-TIME LETTERMEN

Griffith, Russell 1983  
 Grisby, Eric 1981-82  
 Griswold, Shawn 1992-93-94-95  
 Groll, Ernest 1944-45-47  
 Gross, Lance 1965-66  
 Gross, Wes 1982-83-84-85  
 Guenter, Jeremy 2001-02  
 Guercio, Vincent 1960  
 Guiney, Travis 1993-94-95  
 Gunderson, Orsen 1932  
 Gustafson, Paul 1991-92-93-94  
 Gunstream, Ryan 2002-03  
 Gustin, Gary 1968  
 Guthrie, Darrell 1948-50  
 Gutierrez, Gunther 1973  
 Gutke, Harold 1938-42  
 Gutke, Ralph 1932-34  
 Gutke, Worth 1931-32  
 Gwilliam, Eric 2000-01  
 Gwynn, Richard 1984-85

**H**  
 Hagan, Brett 1984  
 Hahn, Chuck 1967-68  
 Halaufia, Tuifua 1970-71-72  
 Halaufia, Willie 1972  
 Hale, Lyle 1944  
 Hall, Devon 2005  
 Hall, Don 1955  
 Hall, Garth 1965-66-67  
 Hall, Kimber 1980  
 Hall, Maureatha 1985  
 Hall, Ronald 1960  
 Halverson, Robert 1953-55  
 Hamblin, Justin 2003-04-05  
 Hamby, Mike 1981-82-83-84  
 Hamilton, Melvin 1924-25-26  
 Hamilton, Mike 1994  
 Hamilton, Milton 1923  
 Hampton, Sean 1990-91  
 Hancock, Heber 1909-10  
 Handel, Richard 1962-63-64  
 Handley, Thatcher 1932-33-34  
 Haney, Darnel 1962  
 Hanks, Alfred 1937  
 Hannum, Jack 1962-63-64  
 Hanousek, Matt 1986  
 Hansen, Alva 1907-08  
 Hansen, Holger 1969-70  
 Hansen, Howard 1944-45  
 Hansen, J. August 1905  
 Hansen, Lenard 1965-66-67  
 Hansen, Milton 1920-21  
 Hansen, N.D. 1937  
 Hansen, Norvel 1946-47-48-49  
 Hansen, Percy 1917  
 Hansen, R. 1909  
 Hansen, Sean 1996-97-98  
 Hansen, Tom 1987-88-89-90  
 Hanson, Robert 1944  
 Hanzalik, Sutton 1985-86  
 Harbaugh, Jim 1976-77  
 Hardy, Bert 1944  
 Harmen, Wade 1986  
 Harris, Jim 1963-64  
 Harris, Kent 1953-54-55  
 Harris, Rulon 1932  
 Harris, Sterling 1921-22  
 Harrison, Eugene 1985  
 Harrison, Jalonn 1995  
 Harrison, Vaughn 1997  
 Harrop, Jim 1967  
 Hart, Charles 1919  
 Harvath, Jack 1954-55-56  
 Harward, Raymond 1960-61-62

Hassell, Lindsay 1997-98  
 Hatch, Charles 1951-52-53-54  
 Hatley, John 1973  
 Haugen, Jeff 1988-89-91  
 Hauk, Matt 1992-93-94-95  
 Hawley, Warren 1925-26-27  
 Hayes, Lloyd 1946-47-48-49  
 Haymore, Efreim 1992-93  
 Haynes, Charles 1974-75  
 Haynes, Greg 1986-87-89-90  
 Haynes, William 1974-75-76  
 Healy, Shaun 1999-00  
 Heath, Ted 1946  
 Heberlein, Todd 1989-90-92  
 Henderson, Donnie 1978-79  
 Henderson, Reed 1953-54-55  
 Hendricks, Charles 1921-22-23-24  
 Hendricks, George 1934  
 Herring, Jay 1954-55  
 Hess, Wendell 1948-49  
 Heywood, Blaine 1944  
 Hibbets, Donald 1951  
 Hicks, Raymond 2003-04  
 Higgenson, Joel 2003  
 Hill, Bill 1955  
 Hill, Dan 1986-87-88-89  
 Hill, Jack 1952-55-56  
 Hill, John 1981  
 Hill, Rex 1938-39  
 Hipple, Eric 1976-77-78-79  
 Hislop, John 1972-73  
 Hoare, William 1950  
 Hobson, Ivan 1910  
 Hodges, Cleon 1948  
 Hoehne, Josh 2003  
 Hoggan, Drummond 1938  
 Hogue, Larry 1978-79-80-81  
 Hoke, Derek 2005  
 Hoken, James 1909  
 Hola, Saia 1982-83  
 Holbrook, Ben 1996-97-98-99  
 Holder, Don 1962-63-64  
 Hollmer, Kurt 1977  
 Holman, Dave 1968-69  
 Holmes, Jerry 1970-71  
 Holmes, Robert 1992-94-95  
 Holmes, Ronald 1974-75  
 Holloway, Dionte 2005  
 Holtry, Donald 1966-67  
 Hooks, John 1975-76  
 Hoopilana, Clifford 1944-45-46  
 Horlacher, Robert 1955  
 Hotchkiss, George 1951-52-53  
 Hough, Curtis 1975-76-77  
 Hough, James 1974-75-76-77  
 Howard, Bevan 2005  
 Howard, Dick 1941-42-46  
 Howe, Earl 1923-24-25  
 Howell, Rob 1989-90  
 Howren, Ernie 1990-91-92-93  
 Hubert, Jim 1957  
 Hudson, Mike 1995-96  
 Huey, Kendrick 1993-94  
 Hughes, Austin 1938-39-40  
 Hughes, George 1892  
 Hughes, J. Keiith 1946-47-48-49  
 Hughes, Jerry 1971-72  
 Hughes, Mickey 1945-48  
 Hull, John 1931-32-33  
 Hulse, Boyd 1946-47-48  
 Hulsey, Gary 1984-85-86-87  
 Hunsaker, Brian 1985-86-87-88  
 Hunsaker, Jeff 1986-87-88-89  
 Hunt, Carl 1960-61  
 Hunt, Scott 2000-01

Hunt-Loveless, Jeramy 1995-96-97  
 Hunter, Novich 1994-95  
 Hurren, David 1926-27  
 Husbands, Arlie (Skip) 1961-62-63  
 Hutchins, Mike 1968  
 Hutchinson, Charles 1941  
 Hutton, Jack 1953-54-55  
 Hutton, Jake 2005  
 Hutton, Trevor 2002-03  
 Hyde, Jon 1957-58

**I**  
 Ingersoll, Joe 1941-42  
 Ipsen, Brad 1984-85  
 Irion, John 1978

**J**  
 Jackovich, Dan 1977-78  
 Jackovich, Dave 1978  
 Jackson, Bryan 2000-01-02  
 Jackson, Carvel 1945  
 Jackson, James 1985-86  
 Jackson, Justin 2002-03  
 Jackson III, Leon 2004-05  
 Jackson, Marvin 1979-80-82  
 Jackson, Percy 1982-83-84  
 Jackson, Shirley 1935-36  
 Jackson, Willie 1991-92-94  
 Jacobs, Joe 1989-90-91-92  
 Jacobson, Bruce 1968-69  
 Jacson, Steven 1979-80-81-82  
 Jakubiak, Jarrod 2004  
 James, John 1942-46  
 James, Tom 1985-86  
 Jankovick, Keiver 1945  
 Jaramillo, Jairo 1979  
 Jardine, Jim 1901  
 Jardine, William 1901-02-03  
 Jarrell, Craig 1969  
 Jarvis, Lester 1917  
 Jarvis, Orin 1917  
 Jasper, Dale 1950-52  
 Jeffery, Derek 2001-02  
 Jeffs, Armond 1922-23-24-25  
 Jeffs, Scott 1954-55-56  
 Jenkins, Clarke 1945-46  
 Jenkins, Dan 1972  
 Jenkins, James 1983-84-85  
 Jenkins, Matt 2000  
 Jenkins, Nakia 1996-97  
 Jenkins, Toney 1992-93  
 Jenkins, Tracy 1984  
 Jenkins, Tracey 1988-89-90-91  
 Jensen, Edmund 1927-28-29  
 Jensen, Irving 1917  
 Jensen, Marlin 1980-81-82  
 Jensen, Riley 1998  
 Jeppeson, Klair 1960-62  
 Jessop, Tim 2003-04  
 Jewkes, Hue 1941  
 Jimoh, Adebola 1999-2000-01-02  
 Johansen, Norris 1948-49-50  
 Johnson, Aminifu 1998-99  
 Johnson, Andy 1979  
 Johnson, Carl 1916  
 Johnson, Dana 1981-83  
 Johnson, David 1994  
 Johnson, Kevin 1970-71  
 Johnson, Kirk 1989-90  
 Johnson, Leon 1951-52  
 Johnson, Lonnie 1994  
 Johnson, Lynwood 2005  
 Johnson, Mark 1989-90-91-92  
 Johnson, Merrill 1957-58-59  
 Johnson, Non 1948-49-50

Johnson, Shaun 1994  
 Johnson, Tamar 1997  
 Johnson, Thales 1956  
 Johnson, Tony 1984-85  
 Johnson, Wendell 1955  
 Johnstun, Jared 2002-03-04  
 Jonas, Ellis 1948  
 Jones, Aaron 1997-98-99-00  
 Jones, Adam 1996-97  
 Jones, Clarence 1911  
 Jones, D. 1911-12-13  
 Jones, David W. 1914-15  
 Jones, Louis 1955-56-57  
 Jones, Michael 1970-71  
 Jones, Michael 1988  
 Jones, Nate 1980  
 Jones, Paul 1981-82-83-84  
 Jones, Pearl 1915  
 Jones, Rod 1968-69  
 Jones, Rulon 1976-77-78-79  
 Jones, Sean 1989-90-91-92  
 Jones, William 1909  
 Jones, Owen 1950  
 Jorgensen, Pace 2004-05  
 Jorgenson, Jeff 1970-71  
 Jourdan, Mauricio 1996-97  
 Judah, George 1927-28-29  
 Judd, Robert 1916

**K**  
 Kaczor, Nate 1988-89  
 Kaiser, Mitch 1982-83-84  
 Kapele, Naeole 1990  
 Kapple, Dixon 1916  
 Karnick, John 1952-53-54-55  
 Kay, Arthur 1940  
 Kearns, J.L. 1898  
 Kearns, Ron 1955  
 Keeley, Arthur 1948  
 Keller, Ernest 1933  
 Keller, Floyd 1929-34  
 Keller, Pack 1933  
 Keller, Paul 1933  
 Kelso, Tom 1970-71  
 Kema, Troy 1995-96  
 Kemp, Clifton 1973-74  
 Kemp, Jesse 1973-75  
 Kendall, Tim 1985-86  
 Kendrick, Marvin 1963-64-65  
 Kent, Barry 1988  
 Keolanui, Eli 1951  
 Kerr, Gerald 1912  
 Kerr, Rolfe 1955-58  
 Kidman, Dane 2001-02  
 Kidman, Verle 1946-47-48-49  
 Kilburn, Marvin 1925  
 Killebrew, Scott 1982-83  
 Killpack, Joe 2003  
 Kimball, Gym 1983-84  
 Kimball, Richard 1954-55-56  
 King, Henry 1965-66  
 King, Jeff 2005  
 King, Nick 2002  
 King, Smiley 1997  
 Kingsford, Kenneth 1927  
 Kinney, Steve 1970  
 Kirby, Gordon 1911  
 Kirk, Harvey 1922-23-24  
 Kirschner, Frank 1948  
 Kirwan, Kelly 1977-78-79  
 Klukowski, Adam 1992  
 Knapp, Al 1973-74  
 Knapp, Alma 1909  
 Knapp, Gary 1956-57  
 Knorr, Micah 1993-94-95-96

# ALL-TIME LETTERMEN



Knowles, Willard 1921-22-23-24  
 Kragen, Greg 1980-81-82-83  
 Kragthorpe, Dave 1951-52-53-54  
 Krepinski, Paul 1979  
 Krutsch, Gerald 1946  
 Kunderf, Gerry 1954-55  
 Kuresa, Danny 1983-84  
 Kuresa, Dave 1981-82-83-84

## L

LaBass, Jim 1972-73  
 Labrum, David 1967  
 Labrum, Ron 1968-69  
 Lacey, Joe 1936-37  
 LaClair, Edward 1950  
 Lamb, Burnell 1951  
 Lamb, Cornelius 2002-03-04-05  
 Lamb, Lamont 1952-53  
 Lamb, Wayne 1967-68  
 Lance, Matt 1998-99  
 Lando, Barre 1972  
 Lane, MacArthur 1965-66-67  
 Lane, Sid 1966-67  
 Langton, Willard 1896-98  
 Languevan, Brian 1972-73-74-75  
 Lantz, Lee 1966  
 Larscheid, Tom 1959-60-61  
 Larsen, Andrew 1917  
 Larsen, Nate 1997-98-99-00  
 Larsen, Phil 1959  
 Larsen, Victor 1917  
 Larson, LaDell 1929-33  
 Latimer, Kenneth 1951  
 Latu, John 1996-97  
 Laub, Matt 1988  
 Laub, Stan 1979-80  
 Lavarato, Peter 1972-73-74  
 Lavine, Paul 1983-84  
 Law, Howard 1931-32-33  
 Laws, Don 1966-67  
 Layton, Adam 1937  
 Layton, Malcolm 1923  
 Leatham, Dale 1950-51  
 Leavitt, Elson 1960  
 Ledingham, Clarence 1922-23-24-25  
 Lee, Mike 1992-93  
 Lee, Nick 1965-66  
 Leland, Lowell 1969  
 Lelis, Mike 1965  
 Lemmo, Jeff 1995-96  
 LeMoine, Jim 1965-66  
 Lenotti, Peter 1957-58  
 Leonard, Roger 1961-62  
 Leshner, John 1986  
 Levingsston, Bashir 1997  
 Lewis, D.J. 1997-98-99  
 Lewis, Grover 1916  
 Lewis, Terry 1966  
 Librizzi, Joe 1954-55-56  
 Linde, Calvin 1956  
 Lindley, Earl 1951-52-53  
 Lindquist, Ariel 1917  
 Lindsay, Claude 1922  
 Lindsay, Denny 1954-56  
 Lindsay, Joe 2003-04  
 Lindsay, Mike 1996-97-98-99  
 Linford, Howard 1925-26-27  
 Lisi, Mike 1985  
 Little (NA) 1909  
 Liu, Elden 1970-71  
 Lockyer, Ted 1933-34-35  
 Logan, Alvin 1977-78  
 Long, Darrin 1984-85-86-87  
 Long, Jeff 1999-00

Longuevan, Brian 1972-73-74-75  
 Lopez, Ron 1990-91  
 Lorenat, Tom (Frenchy) 1952-53-54  
 Losey, Jim 1957  
 Love, Vernon 1923-24-26  
 Lovelace, Lawrence 2004  
 Lowe, John 1988  
 Loy, Kip 1990-92  
 Luke, Cameron 2005  
 Luna, Ross 2001-02-03-04  
 Lund, Gary 1955-57-58  
 Lunt, Anton 1925  
 Lunt, Lynn 1939-40  
 Lyles, Del 1988-89-90-91  
 Lyman, Chad 1994-95-96-97  
 Lyons, Pratt 1993

## M

Mabey, Joe 1933-34-35  
 Machin, Don 1948-50  
 Mack, Ken 1981-83-90-91  
 Mackbee, Earsell 1964  
 Maddox, Melvin 1972  
 Madoski, Doug 1998-99  
 Madsen, Howard 1901-02-03-05  
 Madsen, Louis 1955-56  
 Maero, Tracy 1936-37-38  
 Magleby, Rulon 1917  
 Magnusson, Bernard 1935-36-37  
 Maiden, Petey 1984-86  
 Maile, Frank 2004-05  
 Majors, Brian 2003  
 Malone, Rusty 1967  
 Mandel, Herick 1986-87  
 Manning, Dave 1972-73  
 Manning, Joshua 1998-99  
 Manning, Melvin 1940-41-46  
 Mansfield, Vaughan 2004  
 March, Jamie 1975  
 Martens, Charles 1974  
 Martin, Chris 1985  
 Martin, Greg 1978-79  
 Martin, James 1941-42  
 Martin, John 1977-78  
 Martin, Richard 1973  
 Martindale, Addington 1925-26-27  
 Martineau, Vern 1909  
 Martinez, Matthew 1988-89  
 Martinsen, Grant 1964-65-66  
 Martinson, Scott 1968-69  
 Masson, Mark 1974-75-76  
 Matheny, Rich 1977-78  
 Matthews, John 1962-63-64  
 Matthews, Lawrence 1935-36  
 Mattson, Mike 1965  
 Mattson, William 1961-62-63  
 Mauga, Jeff 1999  
 Maughan, Conway 1944  
 Maughan, Cyril 1929  
 Maughan, Eric 1964-65-66  
 Maughan, Jaceson 1990-91-92-93  
 Maughan, Joseph 1919  
 Maughan, Merlin 1946-47  
 Maughan, Murray 1938-39-40  
 Maughan, Ralph 1941-42-46-47  
 Maughan, Ronald 1958-59-60  
 Maughan, Seth 1938-39-40  
 Maughan, Steven 1973-74-75  
 Mayberry, Doug 1959-60  
 Mayes, Tom 1975-76  
 McAdams, Robert 1948  
 McBeth, Ned 1930  
 McCBride, London 1995-97-98  
 McCain, Markell 1993-95  
 McCandless, Drew 1987-88-89

McCloud, Ronnie 1974-76-77-78  
 McCloy, Paul 1945  
 McClure, Guy 1978-79-80-81  
 McCollins, Dennis 1977  
 McCombs, Mack 1909  
 McCreery, Lew 1950  
 McDonald, Howard 1919  
 McDonald, James 1919  
 McDonald, Kevin 1988  
 McGee, Curtis 1980-81-82-83  
 McGraw, Russell 1951-52  
 McKay, Morgan 1920  
 McKeehand, Gene 1965-66-67  
 McKenna, Patrick 1980-81-82  
 McKinney, Tyrone 2003-04  
 McLaughlin, Barry 2001-02  
 McLaughlin, Walter 1896  
 McMahan, Cotie 1992-93  
 McMillian, Charles 1993-94  
 McMurray, Alan 1971-72-73  
 McNaughton, Jim 1961-62-63  
 McNeal, Rod 2004  
 McNutt, Patrick 2002-03-04  
 McPherson, Derek 1983-84-85  
 McPherson, Eric 1980-81-82  
 Meglen, William 1957-58-59  
 Melillo, John 1954  
 Merrill, Samuel 1939-40-41  
 Messersmith, Eldon 1974-75-76  
 Metsko, Michael 1974  
 Mitchell, Leland 1905  
 Mettler, Roger 1963-64  
 Meyrick, Stan 1958  
 Michaletos, Peter 1958-59-60  
 Milbrandt, Steve 1969-70  
 Miller, Clark 1960-61  
 Miller, Craig 1995-96-97-98  
 Miller, Delmar 1937-38  
 Miller, Donald 1987  
 Miller, Lamont 1959-60  
 Miller, Mario 1982-84  
 Miller, Max 1961-62  
 Miller, Shawn 1979-80-81-82  
 Miller, Solomon 1982-83-84-85  
 Miller, Wesley 1970-71-72  
 Milovich, Ted 1953  
 Mitchell, Darrin 1993-94  
 Mitchell, Leland 1905  
 Moala, Scott 1992-93  
 Mohr, Alex 1991  
 Mohr, Andy 1917  
 Mohr, Ernest 1912  
 Molchan, Harry 1949  
 Molini, Willie 1965-66-67  
 Mollerup, Alton 1939  
 Money, Dale 1981-82  
 Montalbo, Mel 1959-60-61  
 Montgomery, Larry 1951-52  
 Moody, Russ 1988-89  
 Mooney, John (Jack) 1966-67-68  
 Moore, Jack 1938  
 Moore, Joe 1989-90-91  
 Moore, John 1985-86  
 Moore, John R. 1939-40-41  
 Moore, Kenneth 1951  
 Moore, Pleasio 1950  
 Moore, Rod 1988-89-90-91  
 Morales, Mel 1963  
 Moran, John 1971  
 Morgan, Samuel 1899  
 Mraz, Mark 1983-84-85-86  
 Mulleneaux, Carl 1934-35-36  
 Mullins, James 1974  
 Mullins, Patrick 1995-96  
 Mullins, Steve 1999-2000-01-02

Munson, Scott 1988-89-90  
 Munson, William 1961-62-63  
 Murdock, Kent 1947-48-49  
 Murphree, Michael 1995  
 Murphy, James 1978-79-80  
 Murphy, James P. 1966-67  
 Murphy, Tom 1970-71  
 Murray, Craig 1963-64-65  
 Musgrove, Spain 1965-66  
 Myers, Keith 1976-77  
 Myers, Rob 2005  
 Myrick, Charles 1967-68

## N

Nading, Curt 1976-77  
 Nalder, Lane 1944-47-48  
 Nate, Trent 2001-02-03-04  
 Naylor, Cliff 1914-15  
 Nebeker, Acquilla 1902  
 Nebeker, Delbert 1937  
 Neeleman, Steve 1989-90-91  
 Nelson, Alan 1961-62-63  
 Nelson, August 1908-09  
 Nelson, Bernard 1929-30  
 Nelson, Bill 1946-47-48  
 Nelson, Claude 1974-76-77  
 Nelson, David 1912  
 Nelso, Dwayne 1996  
 Nelson, George 1942-46-47  
 Nelson, Herman 1932-33  
 Nelson, John 1905-06  
 Nelson, Ken 1971-72-73  
 Nelson, Lanny 1981-82-83  
 Nelson, Orlando 1973  
 Nelson, Otis 2005  
 Nelson, William 1899  
 Nelthorpe, Jared 2002  
 Newman, Pat 1986-87-88-89  
 Newson, Tony 1997-99, 2001  
 Newton, James 1998, 2000-01-02  
 Nickel, Dave 1963-64  
 Nield, Dean 1944  
 Nielsen, Cantrill 1926-27  
 Nielsen, Dale 1945  
 Nielsen, Wilford 1903  
 Nielson, Paul 1945  
 Niiro, David 1975-76  
 Nitzel, Kevin 1981-82-83-84  
 Nodilo, Marty 1965-66  
 Noecker, Daniel 1960-61-62  
 Nord, Daryl 1950  
 Nord, Odell 1954  
 Norris, Donald 1965-66  
 Norton, Virgil 1925  
 Novotny, Robert 1960-61  
 Nuffer, Lloyd 1925-26  
 Nunn, Frank 1966-67-68  
 Nunn, Henry 1963-64  
 Nunnely, Edward 1970

## O

O'Banion, Greg 1989-90-91  
 Oday, Ky 1999-00  
 O'Donnell, John 1975-76-77  
 O'Gara, Warren 1938-39-40  
 Ogden, Richard 1961-62  
 Ogness, John 1994  
 O'Hara, Clancy 1979-80-81-82  
 Oleson, Einar 1917  
 Olsen, Aaron 1903  
 Olsen, Blaine 1892  
 Olsen, Frank 1939  
 Olsen, Justin 1986-87  
 Olsen, Merlin 1959-60-61  
 Olsen, Phil 1967-68-69



# ALL-TIME LETTERMEN

Olsen, Tyler 2001  
 Olson, Harry 1917  
 O'Malley, Tom 1953  
 Onaindia, Nick 1999, 2001  
 O'Neal, Nate 1981-82-83  
 O'Rourke, Jim 1977-78  
 Ortlip, Tod 1968  
 Orton, Bucky 1998-99  
 Osborne, Steve 1988-89  
 Osborne, Wallace 1932  
 O'Shea, Mike 1966-67-68  
 Oswald, Justin 1999-00  
 Otto, Jim 1984-86  
 Owen, Stephen 1914  
 Owen, Cyril 1911

## P

Pace, Guy 1941  
 Paddock, John 1909  
 Pahl, Ryan 2005  
 Paige, Dennis 1994  
 Panter, F. Dayle 1945-46-47-48  
 Papadakis, Dean 1944-45  
 Papanikolas, Gus 1938  
 Pappas, John 1966-67-68  
 Pappas, Jon 1989  
 Parker, Harry 1937  
 Parker, Tom 1970  
 Parkin, Dave 1977-78  
 Parkinson, Ezra 1907  
 Parlette, Austin 1958  
 Parrish, Scott 1973-74-75  
 Parros, Rick 1976-77-78-79  
 Parry, Weston 1920  
 Passey, Brent 1997-98-99-00  
 Patton, Jaimy 1984  
 Pauciello, James 1985-86  
 Pauciello, Jim 1983-84-85-86  
 Paul, Brad 1976  
 Paul, Robert (Bud) 1950-51-52  
 Paulos, A. James 1939-41  
 Payne, Brett 1987-88-89  
 Pearce, Armstrong 1928-29  
 Pearson, George 1982-83-84  
 Pella, Chris 1963-64  
 Pelovsky, Jerry 1957-58-59  
 Penn, Donald 2002-03-04-05  
 Penn, Edward 1939-40  
 Pennyman, Tony 2003-04-05  
 Perine, Dale 1985  
 Perko, Mike 1980-81  
 Peters, Robert 1967-68  
 Peterson, Anthon 1917  
 Peterson, C.W. 1917  
 Peterson, Edwin 1934-35-36  
 Peterson, Hugh 1913-14  
 Peterson, Jerry 1958-59  
 Peterson, Lynn 1958  
 Peterson, Marvin 1951-55  
 Peterson, Orson 1901  
 Peterson, Preston 1896  
 Peterson, Preston G. 1905-06  
 Peterson, Ralph 1963-64  
 Peterson, Vinal 1922  
 Peterson, Waldo 1929-30  
 Peterson, Wayne 1958  
 Peterson, William 1899  
 Peterson, William R. 1937  
 Petros, Paul 1981  
 Pettis, Lauren 1958-59  
 Phillips, Brook 1991-92  
 Phillips, Ray 1956  
 Phillips, Stewart 1958  
 Phillips, Troy 1986-87-89  
 Phillips, Wendell 1926-27-28-29

Pierson, Adrien 1996-97-98-99  
 Pincock, Steve 1984  
 Pittman, Gwangee 1998-99  
 Pixton, Robert 1916  
 Place, Jim 1970-71  
 Player, Garnett 1937  
 Plummer, Tim 1968-69  
 Poindexter, Kelvin 1992  
 Poindexter, Ronald 1959-60  
 Pointer, Dexter 1988-89-90  
 Pollock, Brent 2003-04  
 Pond, William 1903  
 Ponich, Tom 1985-86  
 Poole, Clifford 1936-37-38  
 Poppinga, Casey 2000-01-02  
 Poppinga, Kelly 2003-04  
 Porter, Lavon 1944  
 Porter, Troy 1986  
 Powel, Ed 2000-01  
 Powell, Kevin 1977-78  
 Pratt, Mike 1969  
 Preece, Edson 1945-47  
 Price, Sterling 1913  
 Prince, Norman 1954-55-56  
 Prince, Ronald 1960  
 Purcell, Farrell 1945  
 Purcell, Kline 1945  
 Putnam, Nate 2000-01, 03  
 Putnick, John 1941-44  
 Pututau, Junior 1998-99-00  
 Pyper, Glen 1934

## R

Ramage, Lee 1958  
 Ramage, Tom 1954-55-56  
 Ramos, Ernesto 1995  
 Ramsdell, Ted 1953-54-55  
 Randall, James 1937-38  
 Rapley, Eric 2003-04  
 Rasmussen, Byron 1960  
 Rasmussen, Floyd 1933-34-35  
 Rath, Tim 1987-88  
 Ray, Jim 1990-91-92  
 Ray, Tim 1987  
 Raybould, Claude 1892  
 Raymond, Lynn 1962-63  
 Redfern, Dell 1972  
 Redmond, Willie 1960-61  
 Reed, Steve 1972-73  
 Reed, Frank 1949-50  
 Reese, Ernie 1958-59-60  
 Reid, E.J. 2004-05  
 Reid, Wendell 1940  
 Remund, Clive 1928-29-30  
 Reuter, Paul 1969-70  
 Reynolds, Edwin 1931-32  
 Rhyon, Tim 1964  
 Rice, Kevin 1990-91  
 Rice, Mike 1971-72  
 Richaradson, Todd 1988-89  
 Richards, Tarell 2004-05  
 Richert, Tom 1975-76-77  
 Richey, Vernon 1965  
 Ricks, Ron 1972  
 Rigsbee, Craig 1979-80  
 Rigsbee, Glenn 1978  
 Rifer, William 1921  
 Roach, Tony 1980-81-82-83  
 Robbins, Devan 1950  
 Roberson, Keith 1988-89  
 Robert, Arch 1909  
 Roberts, Butch 1966  
 Roberts, Darrell 1962  
 Roberts, John 1998-2001  
 Roberts, Sid 1985-87-88

Robinson, Danilo 1993-94-95-96  
 Robinson, David 1909-10  
 Robinson, James 2001-02  
 Robinson, Kevin 2004-05  
 Robinson, Mike 1982-83-84  
 Robinson, Rob 1978-79  
 Robinson, Robert 1974  
 Robinson, Ron 1976-77  
 Robinson, Steve 1989-91-92  
 Roche, Newell 1972  
 Rockne, Johnny 1951  
 Rodriguez, Ronald 1967  
 Rohde, Len 1957-58-59  
 Rollins, Richard 1986-87  
 Rollins, Stan 1981  
 Rollins, Wallace 1930  
 Romeich, Ahmed 1950-51  
 Rommel, Mark 1996-97  
 Romney, Hal 1948-49  
 Romney, Ronald 1947-48  
 Roper, Andrew 2003-04  
 Rosa, Rod 1971-73  
 Rosales, Rick 1988  
 Rosencrans, Mike 2002-03  
 Roylance, Ralph 1948-49  
 Rubin, Ian 1977  
 Ruggeroli, Ed 1983-84  
 Ruiz, Tim 1983-84-85  
 Rundquist, Erick 1935  
 Russell, Bill 1942  
 Russell, Dan 1950-51  
 Russell, Ivvy 1994-95  
 Ryan, Kent 1934-35-36  
 Ryan, William 1942-46-47

## S

Salanoa, Manu 1980  
 Salmons, Steve 1970  
 Salter, Eric 1989-90  
 Salvo, Alvin 1978-79-80  
 Samaduroff, James 1974-75  
 Samuel, James 2002  
 Samuels, Doug 1981-82  
 Samuels, James 1981-82-83-84  
 Sanborn, Harry 1892  
 Sanders, Marshall 2000-01  
 Sanders, Newell 1923-24-25-26  
 Sanders, Paul 1942  
 Sanduk, Kenneth 1973  
 Santachi, Eugene 1901  
 Sauk, Matt 1996-97  
 Sawyer, Butch 1971-72  
 Saxon, Alton 1928  
 Sbranti, Ron 1963-64-65  
 Sbranti, Scott 1987  
 Schaub, George 1926-27  
 Schaub, Howard 1931-32  
 Schaub, Wesley 1922  
 Scheper, Michael 2001-02  
 Schiess, Don 1958  
 Schlimgen, Justin 2004  
 Schneider, Brandon 2004  
 Schnell, Butch 1976-77  
 Schnell, Don 1975  
 Schnitzius, Brett 1986-87  
 Schow, Travis 1991-92-93-94  
 Schuck, Jess 1998-2001  
 Schulz, Dana 1968-69  
 Schumann, Matt 1996-97-98-99  
 Schwab, Moroni 1946-47-48-49  
 Schwab, Nephi 1945-46  
 Schweitzener, D. Howard 1911  
 Scott, Ray 1972-73  
 Scott, Robert 1998  
 Segretti, John 1973

Seiferling, Jack 1942  
 Serpes, Edmund 1955-56  
 Sessions, (NA) 1909  
 Shafer, Steve 1961-62  
 Shaffer, Brian 1998-99  
 Shank, Derrek 2000-01-02-03  
 Shaughnessy, Dan 1956-57  
 Shaw, Mitchell 1982  
 Shelley, Phillip 1971  
 Shields, Peter 2004  
 Shields, Reed 1930-31  
 Shife, Dallas 1934  
 Shivers, Roy 1964-65  
 Shorty, James 1976-77-78  
 Shulsen, Ken 1939  
 Shurd, Budo 1954  
 Shurtz, Howard 1937-38-39  
 Siegfried, Joshua (Josh) 1922  
 Siever, Kyle 2000  
 Silcock, Burton 1941-42-46  
 Silva, Ed 1988-89-90-91  
 Simmons, Carl 1933-34-35  
 Simmons, Kevin 199697  
 Singer, Bobby 1992-93  
 Singler, Bob 1982-83  
 Sinnof, Greg 1983-84-85-86  
 Skeen, Archie 1955  
 Skinner, Robert 1973-74  
 Skousen, Willard 1935  
 Slater, Floyd 1936-37  
 Slater, Lawrence 1938-39-40  
 Smart, Carl 1899  
 Smart, Parley 1961  
 Smart, Theron 1926-27-28  
 Smith, Aaron 1981-82-83  
 Smith, Al 1984-85-86  
 Smith, Cade 1998-99-00  
 Smith, Caleb 1996-97-98-99  
 Smith, Carl 1938-39  
 Smith, Charlie 1990-91  
 Smith, Clarence 1916  
 Smith, Corner 1972  
 Smith, Craig 1969-70-71  
 Smith, Damon 1990-91-92-93  
 Smith, Donald 1951-52  
 Smith, Elmo 1929-30-31  
 Smith, Ezra 1954-55-56  
 Smith, Ivan 1929-30-31  
 Smith, Jake 1975  
 Smith, James 1968  
 Smith, Jim 1961-62  
 Smith, Kendal 1985-86-87-88  
 Smith, Kenneth 1926  
 Smith, Norman 1945  
 Smith, Rob 1979-80  
 Smith, Steve 1974-75-76  
 Smith, Steve 1996-97  
 Smith, Veran 1962-63-64  
 Smith, Wendell 1949  
 Smoot, Shandell 1993  
 Snow, Cluff 1936  
 Snow, Joe 1913-14  
 Snyder, Brent 1987-88  
 Snyder, Greg 1978-82-84  
 Sofonia, Todd 1996-97  
 Soi, Brian 2005  
 Solomon, Nate 1959-60  
 Solomona, Ryan 1999, 2001  
 Solosabal, Jared 2000-01  
 Solosabal, Joe 1998-2001  
 Sonderegger, Ferron 1941-46  
 Sopoaga, Lance 1998-99  
 Soranno, Mike 1984-85  
 Sorensen, Craig 1989-90-91  
 Sorenson, Brad 1991

# ALL-TIME LETTERMEN



Sorenson, Evan	1942-46-47	Taylor, Josh	2005	Vanderbrink, Steve	1979-80	Wilkins, Ivan	1982-85
Sorenson, Glen	1941-42	Taylor, Ryan	2002-03-04-05	Vanderhoff, Kenneth	1928-29	Willey, J.W.	1909
Sorenson, Jack	1946	Taylor, Steven	1968-70	Vasas, Bill	1962-63	Williams, David	1973-74-75
Sorenson, John	1946-47	Thomas, Floyd	1923-24-25-26	Venn, Dave	1962	Williams, Dick	1942
Sorenson, Larry	1955-56	Thomas, Jason	2002-03	Vermeil, Al	1965-66-67	Williams, Frank	1942-46-47
Sorenson, Marvin	1950-51	Thomas, Robert	1994	Vilella, Dave	1971	Williams, Hugh	1914-15
Sorenson, Newell	1947-48	Thomas, Ronald	1945	Vivoli, Mike	1988-89	Williams, Johnnie	1993-94
Sorenson, Wesley	1927-28	Thompkins, Artavias	1998	Voss, Garland	1984	Williams, John	1922
Souza, Will	1956-57	Thompkins, Arthur	1978-79	Vranes, John	1930-31-32	Williams, John P.	1960
Sparks, Alfred	1927-30	Thompkins, Aubrey	1992-93	<b>W</b>		Williams, Norman	1978
Sparrow, Matt	1999	Thompson, Greg	1992-93	Wade, Edward	1934-35-36	Williamson, Bill	1962
Spencer, Jeff	1994-95	Thompson, John	1977-78	Wade, Ellis	1926-27-28	Willis, Dave	1962-63
Spencer, Lawrence	1917	Thompson, Ken	1979-80	Wade, Ron	1987	Willis, Joe	1977
Spiker, Dave	1976-77-78	Thompson, Odell	1929-30-31	Waggoner, Spencer	1994-95-96	Wilson, Reggie	2002-03
Spruill, Carter	1976-77	Thompson, Wayne	1978-79	Walker, Dave	1985-86-87-88	Wilson, Abu	1992-94-95-96
Stachon, Rick	1977-78-79	Thornton, Todd	1985-86-88	Walker, DeMont	1940-45-46-47	Wilson, Pat	1976
Staley, Bill	1965-66-67	Thorpe, Bruce	1981-82-83	Walker, Jason	2004	Wilson, Robert	1955-56-57
Stallworth, Chris	2000-01-02-03	Threfall, Elwood	1977-78-79	Walker, Jerod	2005	Wilson, Rodney	2000-01-02-03
Stanfill, Jack	1967	Tidwell, Paul	1974-75-76	Walker, Jim	2000-01	Wilson, Todd	1993-94-95
Stanger, Bert	1920-21-22	Tigert, Chad	1991-92	Walker, John	1914-15	Wilson, Tom	1972-73-74
Steed, Wayne	1940	Tillotson, Scott	1975-77-78	Walker, Tony	1998-2001	Winchester, J. Alden	1938
Steele, Darrell	1962-63	Tippens, Craig	1992	Wallace, Kim	1973	Winder, Richard	1963
Steinke, Bob	1956-57-58	Tippets, Paul	1973-75-76	Walters, Don	1937	Windham, Theodis	1982-83
Steinke, Steve	1977-78-79-80	Tolli, Barry	2003	Walters, Jesse	1932	Wingar, Ira	1936-37-38
Stenson, Gregory	1995-96	Tolman, Jay	1931-32	Wangsgaard, Dee	1934	Winters, Bob	1956-57
Stephens, Jason	2003-04-05	Toner, Dick	1953	Wangsgard, Lewis	1905	Wintle, Darole	1937
Stephens, John	1986-87-88-89	Tonnemacher, Ryan	2005	Wankier, Udell	1944	Wiser, Matt	2002-03-04-05
Stephens, Wayne	1969-70	Toomer, Donald	1991-92-93-94	Warburton, Eugene	1926-27	Withers, Will	1977
Stephenson, Paul	1975-76	Torian, Markus	2001	Ward, Edward	1929-30	Wolz, Gary	1976-77
Stetz, Chris	1988	Toschi, Louis	1937-39	Ward, Elmer	1932-33-34	Wommack, Wayne	1974-75
Stevens, Brett	1985	Townsend, Tod	1993-94	Wardell, Clayton	1933-34-35	Wood, Melvin	1941-42-46
Stevens, Dick	1937	Trebolet, John	1935	Warden, Jon	1983-84	Wood, Travis	1990
Steward, Bill	1985-86	Trebotich, John	1965	Wardner, Dale	1969-70	Woodall, Dean	1937
Steward, Bruce	1932	Treseder, Kelley	1980-81	Washington, Terrence	2003-04-05	Woodard, Jack	1954
Steward, Dan	1981	Trette, Paul	1991-92	Watrin, Raymond	1966-67-68	Woodford, Rick	1990-91
Steward, James	1905	Tribble, George	1968-69	Watson, Desmond	1998-99-00	Woodside, Howard	1921-22-23-24
Stewart, Jake	2002-03-04	Trimble, Tyrone	1993-94	Watson, Gerald	1965-66-67	Woodward, Joseph	1938-39
Stewart, Ronald	1965-66	Tripp, Lyle	1933-34-35	Watson, J.W.	1917	Wooley, Sam	1921-22-23-24
Stipac, Mike	1938-39	Trontlett, Matt	1952-53-54-55	Watson, Joel	1974-75-76	Workman, Mick	1968-69
Stites, Mark	1983	Troxclair, Chad	1984-85-86	Watson, Richard	2002	Worley, Clyde	1917
Stockham, Randall	1974-75	Truitt, Ron	1978	Watters, Ray	1940	Worley, Eugene	1933
Stoddard, Robert	1951	Trujillo, Luis	2000-01-02	Wattley, Craig	1980-81	Worley, John	1947
Stoker, Harold	1937-38	Tucker, Ken	1984	Watts, Greg	1991-92	Worley, Keith	1933
Stoker, Lyngby	1942	Tuff, Randy	1975-76	Watts, Ken	1995-96-97-98	Worthington, Glen	1927-28
Storay, Dwight	1983-84-85	Tuiasosopo, Navy	1983-84-85-86	Watts, Robert	2001-02-03-04	Worthington, Steven	1951
Storme, Todd	1985-87	Tuione, Jared	1994	Waufle, Mike	1977-78	Wright, Boyd	1965-66
Stratton, Ken	1982-83	Tupea, Elliott	2003-04	Wayment, Elvin	1935-36-37	Wright, Dave	1948
Stratford, (NA)	1909	Tupea, Ronald	2001-02-03-04	Weaver, LeGrand	1949	Wylie, Wayne	1988-89-90
Stringham, Dean	1946-47-48	Turner, James	1960-61-62	Webster, Henry	1923-24	<b>Y</b>	
Stroich, Kelly	1976-77	Turner, Maurice	1979-80-81-82	Welch, Golden	1927-28-29	Yamasaki, Dennis	1966-67
Strycula, John	1969-70-71	Turner, Shawn	1993-94-95-96	Wells, Matt	1994-95-96	Young, Darroll	1997
Sugaturaga, J.R.	2000-01	Turner, Troy	1986-87	Wenneergren, John	1950	Young, I Delbert	1930-31
Suitt, James	1983-84	Tuttle, Eugene	1932	Weyerts, Tom	1968	Young, Kevin	1985-86
Sutich, Tony	1942-46-47	Tuttle, John	1901-02	Whatcott, John	1955-56	Young, Rick	2003
Sutton, Hugh	1920	Twitchell, Alvin	1917	Whitaker, Reese	1952-53-54	Younger, Jermaine	1990-91-92-93
Swan, Clay	2005	Twitchell, Bill	1940-42	White, Dallas	1934-35-36	<b>Z</b>	
Swanson, William	1973-74	Twitchell, Wendell	1937	White, Emmett	1998-2001	Zalar, Kurt	1985
Swendson, Warren	1899	Tyler, Dave	1977-78	White, Greg	1998-99	Zecher, Richard	1962-63-64
Swindle, Jim	1959-60	Tyler, Toby	1988-89-90-91	White, Kevin	1989	Zenelick, Nick	1948-49
<b>T</b>		Tylski, Rich	1990-91-92-93	White, Lonnie	1972	Zimmerman, Craig	1968
Tagalao, Timo	1985-88	Tyson, Randall	1960-61-62	White, Marc	1983-84	Zimmerman, George	1977-78
Tapia, Jorge	2000-01-02	<b>U</b>		White, Shannon	1988	Zimmerman, Glenn	1942-46
Taplin, Dan-ie'l	1992-93	Uluave, Siotame (Tommy)	1980-81	White, Truitt	1970	Zimmerman, Ted	1968-69
Tarango, Dennis	1972	Umemura, Bob	1963-64	Whitehouse, Franklin	1931-32	Zweifel, Fred	1976-77
Tate, Steve	2001	Ure, Brett	1979-80	Whitesides, Dee	1940-41		
Taulogo, Toriano	2004-05	Uzelac, Nick	1940	Whitesides, Joe	1933-34-35		
Tauteoli, Piliki	1989-90	<b>V</b>		Whitesides, Keith	1944		
Taylor, Altie	1966-67-68	Valley, Brian	1977	Whitesides, William	1938-39-40		
Taylor, Antonio	2004-05	Vandermade, Greg	2002-03	Wicks, Bob	1969-70-71		
Taylor, Aseil	1911	Van Kampen, Rudolph	1931-32-33	Widerburg, Russ	1988		
Taylor, Caleb	2005	Van Ness, Greg	1975	Wilcken, Wes	1980		
Taylor, Floyd	1930	Van Noy, Jay	1946-47-48-49	Wildman, Dennis	1987		
Taylor, Glen	1958	VanDePol, Robert	1988-89-90	Wilkins, Delmar	1929-30-31		
Taylor, Joseph	1892, 1901-02						





# YEAR-BY-YEAR RESULTS

### No Coach

**1892 -- Record: 1-0-0**  
W 12-0 UTAH

**1893 -- No Team**

**1894 -- No Team**

**1895 -- No Team**

### Professor Mayo

(1896)

**0-1-0, .000 One Season**

**1896 -- 0-1-0**  
L 0-6 BRIG. YOUNG COLL.

**1897 -- No Team**

### Lt. Dunning

(1898)

**0-1-0, .000 One Season**

**1898 -- 0-1-0**  
L 5-12 BRIG. YOUNG COLL.

### Willard Langton

(1899-1900)

**1-1-0, .500 Two Seasons**

**1899 -- 1-0-0**  
W 10-6 BRIG. YOUNG COLL.

**1900 -- 0-1-0**  
L 0-21 UTAH

### Dick Richards

(1901)

**3-2-1, .583 One Season**

**1901 -- 3-2-1**  
W 15-5 OGDEN MUTES  
W 15-6 OGDEN H.S.  
L 0-17 at Utah  
L 11-12 BRIG. YOUNG COLL.  
W NA NATIONAL GUARD  
T 0-0 SALT LAKE H.S.  
41-40

### George P. Campbell

(1902-06)

**10-14-1, .417 Five Seasons**

**1902 -- 0-4-0**  
L 5-24 COLORADO STATE  
L 0-18 at Utah  
L 0-21 at National Guard  
L 5-10 FT. DOUGLAS  
10-73

**1903 -- 3-0-0**  
W 46-0 WYOMING  
W 17-0 UTAH  
W 15-0 SALT LAKE H.S.  
78-0

**1904 -- 2-7-0**  
L 0-5 at Montana State  
L 0-5 at Montana  
L 0-45 at Oregon State  
L 0-57 at Stanford  
L 0-45 at Washington  
L 0-43 at Utah  
W 21-0 OGDEN H.S.  
W 5-0 SALT LAKE H.S.  
L 0-29 at Multnomah A.C.  
26-229

**1905 -- 2-2-1**  
T 5-5 Montana State  
L 0-23 Montana State  
L 0-5 UTAH  
W 21-0 Ogden H.S.  
W 5-0 Salt Lake H.S.  
31-33

**1906 -- 3-1-0**  
W 17-6 MONTANA  
L 0-35 at Utah  
W 16-10 FT. DOUGLAS  
W 5-0 OGDEN H.S.  
38-51

### Fred M. Walker

(1907-08)

**11-2-0, .846 Two Seasons**

**1907 -- 7-0-0**  
W 24-10 at Utah  
W NA Brig. Young Coll.  
W 6-0 Ogden H.S.  
W 21-4 SALT LAKE H.S.  
W 11-5 LOGAN ALL-STARS  
W 45-6 All Hallows College  
W 100-0 CRIMSONS  
207-25

**1908 -- 4-2-0**

W 52-0 SALT LAKE H.S.  
W 33-6 ALL HALLOWS  
W 29-0 OGDEN H.S.  
W 24-0 LOGAN ALL STARS  
L 4-22 COLORADO MINES  
L 0-11 at St. Vincent's (CA)  
142-39

### Coach: Clayton T. Teetzel

(1909-15)

**24-18-2, .568 Seven Seasons**

**1909 -- 2-2-1**  
L 0-28 UTAH  
W 22-5 LOGAN ALL STARS  
W 12-0 FT. DOUGLAS  
T 0-0 MONTANA STATE  
L 0-22 UTAH  
34-55

**1910 -- 5-2-0**

L 12-21 UTAH  
W 18-3 OGDEN H.S.  
W 45-0 IDAHO STATE  
W 5-3 at Montana  
W 5-0 at Montana Mines  
W 19-0 at Montana State  
L 0-6 at Utah  
104-33

**1911 -- 5-0-0**

W 10-0 LOGAN ALL STARS  
W 29-0 COLORADO STATE  
W 88-0 IDAHO STATE  
W 29-0 at Montana State  
W 8-0 at Montana  
164-0

**1912 -- 4-2-1**

L 3-16 at Colorado  
L 0-10 at Colorado Mines  
W 17-0 MONTANA  
W 53-0 WYOMING  
W 30-0 ALUMNI  
T 7-7 at Utah  
W 44-7 LOGAN ALL-STARS  
154-40

**1913 -- 3-3-0**

W 60-26 at Salt Lake H.S.  
L 0-3 LOGAN ALL STARS  
W 9-7 at Montana  
L 0-13 at Montana State  
L 7-20 at Colorado State  
W 21-0 UTAH  
97-69

**1914 -- 2-5-0**

W 20-0 ALUMNI  
L 3-52 MONTANA STATE  
L 0-60 at Gonzaga  
L 0-32 at Montana  
W 24-3 WYOMING  
L 7-41 COLORADO STATE  
L 2-20 at Utah  
56-208

**1915 -- 3--0**

W 13-0 GRANITE H.S.  
W 26-0 NEVADA  
L 0-59 at Colorado State  
L 7-13 at Wyoming  
W 10-6 MONTANA MINES  
L 0-7 MONTANA STATE  
L 0-14 at Utah  
56-99

### Coach: Jack Watson

(1916-17)

**8-5-2, .600 Two Seasons**

**1916 -- 1-5-1**

W 20-3 WEST H.S.  
L 0-53 COLORADO STATE  
L 10-23 WYOMING  
L 0-46 at Utah  
L 7-9 at Nevada  
T 17-17 MONTANA STATE  
L 15-27 IDAHO  
69-178

**1917 -- 7-0-1**

W 77-0 GRANITE H.S.  
W 21-6 UTAH FIELD ARTILLERY  
W 47-7 COLORADO STATE  
W 21-6 at Montana  
T 7-7 at Montana State  
W 57-0 at Wyoming  
W 23-0 COLORADO  
W 14-0 at Utah  
267-26

### Coach: Earl Pickering

**0-1-0, .000 Zero Seasons**

**1918**

War and influenza caused postponement of games.



**Coach: E. Lowell Romney**  
(1919-42, 1944-48)  
**128-91-16, .579**  
**29 Seasons**

**1919 -- 5-2-0**

W 136-0 IDAHO STATE  
W 47-0 MONTANA  
W 19-0 MONTANA STATE  
W 19-7 at Colorado  
L 7-27 at Colorado State  
  
W 6-0 at Wyoming  
L 0-10 at Utah  
234-44

**1920 -- 4-2-1**

W 21-0 at Ogden A.C.  
W 27-3 COLORADO MINES  
T 0-0 at Montana State  
L 0-21 COLORADO STATE  
L 0-21 at Nevada  
W 27-0 MONTANA MINES  
W 9-3 at Utah  
84-48

**1921 -- 7-1-0**

W 47-21 OGDEN A.C.  
W 14-3 WYOMING  
W 30-7 MONTANA STATE  
L 0-41 NEVADA  
W 3-0 at Montana Mines  
W 23-7 at Colorado Mines  
W 20-0 COLLEGE OF IDAHO  
W 14-3 at Utah  
151-82

**1922 -- 5-4-0**

W 42-3 at Brigham Young  
W 39-6 at Montana State  
W 6-0 at Mont. Wesleyan  
L 0-19 COLORADO MINES  
L 6-34 at Colorado State  
W 7-0 MONTANA MINES  
W 26-0 WYOMING  
L 0-14 at Utah  
L 6-7 at Arizona  
132-83

**1923 -- 5-2-0**

W 26-0 at Colorado Mines  
L 7-14 DENVER  
L 7-26 COLORADO STATE  
W 26-0 at Montana Mines  
W 40-0 BRIGHAM YOUNG  
W 20-6 at Wyoming  
W 21-13 at Utah  
147-59

**1924 -- 4-2-1**

L 6-17 at Colorado Mines  
W 47-0 MONTANA MINES  
W 16-0 at Denver  
L 13-17 at Colorado State  
W 13-9 BRIGHAM YOUNG  
W 25-2 at Wyoming  
T 7-7 at Utah  
127-52

**1925 -- 6-1-0**

W 13-0 at Denver  
W 14-0 BRIGHAM YOUNG  
L 0-13 at Colorado State  
W 26-13 WYOMING  
W 10-7 MONTANA STATE  
W 38-0 at Montana Mines  
W 10-6 at Utah  
111-39

**1926 -- 5-1-2**

W 29-0 MONTANA MINES  
W 7-0 at Colo. College T  
0-0 at Brigham Young  
T 6-6 at Wyoming  
W 7-3 at Denver  
W 13-0 at Colorado State  
W 31-0 WESTERN STATE  
L 0-34 at Utah  
93-43

**1927 -- 3-4-1**

W 39-0 WESTERN STATE  
L 6-13 at Montana State  
W 42-0 WYOMING  
W 22-0 BRIGHAM YOUNG  
L 0-6 COLORADO STATE  
L 0-13 at Denver  
T 0-0 at Utah  
L 20-21 at Hawaii  
129-53

**1928 -- 5-3-1**

L 12-40 at USC  
W 54-0 MONTANA MINES  
T 7-7 at Denver  
W 24-6 at Wyoming  
W 10-0 at Brigham Young  
L 6-7 at Colorado State  
W 54-0 WESTERN STATE  
W 15-7 MONTANA STATE  
L 0-20 at Utah  
182-87

**1929 -- 3-4-0**

W 9-0 Montana State  
L 6-7 Brigham Young  
W 12-7 Wyoming  
W 10-0 Colorado College  
L 6-7 Colorado State  
L 0-13 Denver  
L 7-26 Utah  
50-60

# YEAR-BY-YEAR RESULTS



## 1930 -- 3-5-1

W 31-0 WESTERN STATE  
 W 8-7 at Colo. College  
 T 0-0 COLORADO  
 L 0-65 at USC  
 W 13-8 WYOMING  
 L 14-39 at Brigham Young  
 L 7-32 at Denver  
 L 0-13 COLORADO STATE  
 L 0-41 at Utah  
 73-205

## 1931 -- 6-2-0

W 58-0 MONTANA MINES  
 W 21-6 MONTANA STATE  
 W 38-20 WESTERN STATE  
 W 12-6 DENVER  
 W 12-0 at Wyoming  
 L 0-6 at Brigham Young  
 W 6-0 COLORADO STATE  
 L 0-34 at Utah  
 147-72

## 1932 -- 4-4-0

W 32-0 IDAHO STATE  
 W 26-0 MONTANA STATE  
 L 7-26 at Colorado  
 W 39-0 WESTERN STATE  
 L 0-16 at Utah  
 W 13-12 COLORADO STATE  
 L 6-18 at Brigham Young  
 L 0-33 at Idaho  
 123-105

## 1933 -- 4-4-0

W 28-0 WESTERN STATE  
 W 40-6 at Montana State  
 L 0-12 at Denver  
 L 6-14 at Utah  
 W 27-0 WYOMING  
 L 0-3 at Colorado State  
 W 14-0 BRIGHAM YOUNG  
 L 0-26 at Montana  
 115-61

## 1934 -- 5-1-1

W 26-7 at Denver  
 W 6-0 MONTANA STATE  
 W 19-0 at Wyoming  
 W 15-0 at Brigham Young  
 T 21-21 COLORADO STATE  
 W 37-0 COLORADO MINES  
 L 7-14 at Utah  
 131-42

## 1935 -- 5-2-1

W 33-7 MONTANA STATE  
 L 0-39 at UCLA  
 L 7-13 at Denver  
 W 53-0 COLORADO MINES  
 W 13-0 COLORADO STATE  
 W 18-0 WYOMING  
 W 27-0 BRIGHAM YOUNG  
 T 14-14 at Utah  
 165-73

## 1936 -- 7-0-1

W 12-0 MONTANA STATE  
 W 25-0 at Wyoming  
 W 13-0 at Brigham Young  
 W 12-0 UTAH  
 T 0-0 at Denver  
 W 13-0 at Colorado State  
 W 14-13 COLORADO  
 W 10-0 at Idaho  
 99-13

## 1937 -- 2-4-2

T 6-6 MONTANA STATE  
 L 0-33 at Colorado  
 T 0-0 at Idaho  
 W 34-7 WYOMING  
 W 7-0 COLORADO STATE  
 L 0-25 at Denver  
 L 0-54 BRIGHAM YOUNG  
 L 0-27 at Utah  
 47-152

## 1938 -- 4-4-0 (3-3-0/5th)

W 44-6 COLLEGE OF IDAHO  
 W 20-0 \*COLORADO  
 L 0-7 at \*Denver  
 L 0-33 \*UTAH  
 W 6-0 at \*Colorado State  
 W 3-0 at \*Brigham Young  
 L 12-27 \*WYOMING  
 L 0-14 at Idaho  
 85-87

## 1939 -- 3-4-1 (2-3-1/5th)

W 33-0 COLLEGE OF IDAHO  
 W 16-6 at \*Colorado  
 L 0-7 \*DENVER  
 L 0-9 \*COLORADO STATE  
 L 7-19 at Idaho  
 T 0-0 \*BRIGHAM YOUNG  
 W 20-13 at \*Wyoming  
 L 0-27 at \*Utah  
 76-81

## 1940 -- 2-5-1 (2-4-0/5th)

L 0-19 San Jose State  
 L 0-26 \*COLORADO  
 W 7-0 \*UTAH  
 T 0-0 at Idaho  
 L 7-12 at \*Brigham Young  
 L 12-13 at \*Colorado State  
 L 6-34 at \*Denver  
 W 16-0 \*WYOMING  
 48-104

## 1941 -- 0-8-0 (0-6-0/7th)

L 0-30 at San Jose State  
 L 7-13 at \*Colorado  
 L 0-16 IDAHO  
 L 6-7 \*COLORADO STATE  
 L 0-28 \*BRIGHAM YOUNG  
 L 6-14 \*DENVER  
 L 6-12 at \*Wyoming  
 L 21-33 at \*Utah  
 46-153

## 1942 -- 6-3-1 (2-3-1/4th)

W 47-0 at Idaho Marines  
 W 28-2 REGIS  
 L 14-31 at \*Colorado  
 L 7-34 \*UTAH  
 W 49-7 at Fort Douglas  
 W 9-6 at \*Brigham Young  
 L 0-25 at \*Colorado State  
 T 13-13 at \*Denver  
 W 14-6 \*WYOMING  
 W 21-13 at Wichita  
 202-137

## 1943

No intercollegiate competition played.

## 1944 -- 3-3-0 (0-2-0/4th)

W 40-0 IDAHO MARINES  
 L 7-13 NEVADA  
 L 6-36 at \*Denver  
 W 27-6 at Idaho Marines  
 W 8-7 IDAHO STATE  
 L 0-47 \*UTAH  
 88-109

## 1945 -- 4-3-0 (1-3-0/4th)

W 45-0 IDAHO MARINES  
 W 44-13 MONTANA  
 W 13-0 \*COLORADO STATE  
 L 6-41 at \*Denver  
 W 52-0 at Idaho Marines  
 L 7-14 at \*Colorado  
 L 6-24 at \*Utah  
 173-92

## 1946 -- 7-2-1 (4-1-1/T-1st)

W 47-0 IDAHO STATE  
 L 0-6 at \*Colorado  
 W 28-14 MONTANA STATE  
 W 48-0 \*COLORADO STATE  
 W 26-0 at Montana  
 T 0-0 \*BRIGHAM YOUNG  
 W 21-7 \*WYOMING  
 W 22-14 at \*Utah  
 W 28-14 at \*Denver  
 W 220-55  
 L 0-20 vs. San Jose State  
 (Raisin Bowl, Fresno, Calif.)

## 1947 -- 6-5-0 (3-3-0/T-3rd)

L 19-24 SAN DIEGO STATE  
 W 21-6 WICHITA STATE  
 W 26-13 at \*Colorado State  
 W 13-7 MONTANA  
 L 19-33 at \*Wyoming  
 L 12-20 at \*Brigham Young  
 W 28-13 at Montana State  
 W 35-12 \*COLORADO  
 W 20-0 \*DENVER  
 L 14-40 at \*Utah  
 207-168  
 L 21-35 vs. Pacific  
 (Grape Bowl, Lodi, Calif.)

## 1948 -- 5-6-0 (2-3-0/T-2nd)

W 31-6 MONTANA STATE  
 W 18-7 at Montana  
 L 7-9 \*COLORADO STATE  
 W 22-17 ARIZONA STATE  
 L 7-20 at Wichita State  
 W 20-7 \*BRIGHAM YOUNG  
 W 45-34 \*WYOMING  
 L 14-28 at Colorado  
 L 6-41 at \*Denver  
 L 7-41 at \*Utah  
 L 19-28 at San Diego State  
 196-238



**Coach:**  
**George Melinkovich**  
 (1949-50)  
**5-16-0, .238**  
**Two Seasons**

## 1949 -- 3-7-0 (1-3-0/5th)

L 0-33 at Wash. State  
 W 26-7 PACIFIC FLEET  
 SUBMARINE  
 L 13-18 MONTANA  
 L 0-27 at \*Wyoming  
 L 7-20 COLORADO  
 L 6-28 at \*Colorado State  
 W 22-3 at \*Brigham Young  
 W 19-14 MONTANA STATE  
 L 0-34 at \*Utah  
 L 12-27 at Arizona State  
 105-211

## 1950 -- 2-9-0 (0-4-0/6th)

W 7-6 NEVADA  
 L 6-46 WASHINGTON STATE  
 L 20-49 at Wichita State  
 W 34-6 at Montana State  
 L 7-40 \*WYOMING  
 L 0-28 at Arizona State  
 L 13-34 \*BRIGHAM YOUNG  
 L 13-33 COLORADO STATE  
 L 0-48 at \*Denver  
 L 7-38 at Montana  
 L 0-46 at \*Utah  
 107-374



**Coach:**  
**John O. Roning**  
 (1951-54)  
**18-21-2, .463**  
**Four Seasons**

## 1951 -- 3-5-1 (2-4-1/6th)

L 27-33 ARIZONA STATE  
 W 21-7 WICHITA STATE  
 L 0-37 at \*Wyoming  
 T 20-20 at \*Colorado State  
 W 19-6 \*MONTANA  
 L 20-28 \*UTAH  
 L 27-28 at \*Brigham Young  
 W 14-7 at \*Denver  
 L 13-17 at \*New Mexico  
 161-183

## 1952 -- 3-7-1 (3-4-0/T-5th)

W 7-0 at \*Montana  
 L 7-34 PACIFIC  
 L 0-14 \*WYOMING  
 L 3-6 IDAHO  
 L 21-27 at Fresno State  
 L 7-21 \*COLORADO STATE  
 T 20-20 at Wichita State  
 W 27-26 \*BRIGHAM YOUNG  
 W 29-13 \*DENVER  
 L 0-20 at \*Utah  
 L 0-28 at \*New Mexico  
 121-209

## 1953 -- 8-3-0 (5-2-0/2nd)

W 14-7 WICHITA STATE  
 W 6-0 \*NEW MEXICO  
 L 13-20 at \*Wyoming  
 L 13-33 \*UTAH  
 W 14-7 at \*Brigham Young  
 W 14-13 at \*Colorado State  
 W 33-14 \*MONTANA  
 W 46-6 FRESNO STATE  
 W 21-12 at \*Denver  
 W 19-7 at Idaho  
 L 14-20 at Pacific  
 207-139

## 1954 -- 4-6-0 (4-3-0/3rd)

L 0-20 at San Jose State  
 L 7-32 at Wichita State  
 W 6-0 at \*New Mexico  
 L 13-23 at Fresno State  
 L 13-20 at \*Montana  
 W 20-14 \*COLORADO STATE  
 W 45-13 \*BRIGHAM YOUNG  
 L 12-21 \*WYOMING  
 L 7-25 \*DENVER  
 W 35-19 at \*Utah  
 158-187



**Coach:**  
**Ev Faunce**  
 (1955-58)  
**15-24-1, .388**  
**Four Seasons**

## 1955 -- 4-6-0 (3-4-0/5th)

L 0-13 SAN JOSE STATE  
 L 0-19 at Wichita State  
 L 13-21 at \*Wyoming  
 W 18-0 \*NEW MEXICO  
 W 32-6 \*MONTANA  
 L 9-26 at \*Colorado State  
 W 39-14 FRESNO STATE  
 W 47-21 at \*Brigham Young  
 L 6-39 at \*Denver  
 L 13-14 at \*Utah  
 177-173

## 1956 -- 6-4-0 (3-3-0/T-3rd)

W 39-33 at Drake  
 W 18-13 \*DENVER  
 L 19-27 at \*New Mexico  
 W 12-7 at Arizona  
 W 27-13 at \*Montana  
 W 46-7 COLORADO STATE  
 W 33-7 \*BRIGHAM YOUNG  
 L 0-21 \*WYOMING  
 L 20-42 at Idaho  
 L 7-29 at \*Utah  
 221-199



# YEAR-BY-YEAR RESULTS

## 1957 -- 2-7-1 (1-5-1/8th)

Sept. 14	W	26-12	HAWAII	3,800
Sept. 28	L	14-70	at Iowa	43,000
Oct. 5	T	19-19	at *Wyoming	7,300
Oct. 12	L	10-14	*NEW MEXICO	4,800
Oct. 19	L	25-35	*MONTANA	7,100
Oct. 26	W	27-14	at *Colorado State	9,000
Nov. 2	L	0-14	at *Brigham Young	7,200
Nov. 9	L	7-35	IDAHO	4,000
Nov. 16	L	19-21	at *Denver	4,400
Nov. 28	L	6-21	at *Utah	17,300
		153-255		107,900

## 1958 -- 3-7-0 (1-5-0/T-6th)

Sept. 20	L	6-7	at Arizona	18,947
Sept. 26	L	8-20	*DENVER	6,209
Oct. 4	W	20-13	at Kansas State	9,866
Oct. 11	L	14-34	at *New Mexico	11,701
Oct. 18	W	27-14	at Montana State	6,214
Oct. 25	W	15-0	*COLORADO STATE	8,495
Nov. 1	L	6-13	*BRIGHAM YOUNG	9,117
Nov. 8	L	13-41	*WYOMING	5,061
Nov. 15	L	7-34	at Idaho	3,864
Nov. 27	L	7-21	at *Utah	15,084
		123-188		94,558



**Coach:**  
**John Raiston**  
(1959-62)  
**31-11-1, .733**  
**Four Seasons**

## 1959 -- 5-6-0 (2-5-0/T-5th)

Sept. 20	W	14-0	IDAHO	3,676
Sept. 26	L	12-34	at Arizona State	25,300
Oct. 3	L	2-27	at *Wyoming	9,685
Oct. 10	L	6-28	*NEW MEXICO	5,200
Oct. 17	W	28-0	*MONTANA	3,922
Oct. 24	W	22-13	MONTANA STATE	7,729
Oct. 31	L	0-18	at *Brigham Young	6,924
Nov. 7	L	7-10	at *Colorado State	4,000
Nov. 14	W	21-14	at *Denver	7,265
Nov. 21	L	21-35	at *Utah	13,809
Dec. 11	W	48-6	at Hawaii	8,000
		181-185		95,510

## 1960 -- 9-2-0 (5-1-0/T-1st)

Sept. 17	W	20-7	at Texas Western	10,500
Sept. 24	W	14-12	at Montana State	4,870
Oct. 1	W	31-8	*DENVER	8,663
Oct. 8	W	33-6	at Idaho	8,500
Oct. 15	W	46-7	at *New Mexico	9,486
Oct. 22	W	21-0	*COLORADO STATE	5,061
Oct. 29	W	34-0	*BRIGHAM YOUNG	10,183
Nov. 5	W	17-13	*WYOMING	11,425
Nov. 12	W	45-6	at Pacific	7,500
Nov. 19	L	0-6	at *Utah	29,261
		261-65		105,449
Dec. 31	L	13-20	vs. N.M. State (#17)	16,000
		(Sun Bowl, El Paso, Texas)		

## 1961 -- 9-1-1 (4-0-1/T-1st)

Sept. 16	W	21-6	TEXAS WESTERN	9,231
Sept. 23	W	54-6	MONTANA STATE	8,123
Sept. 30	W	34-14	at Washington Sta.	13,000
Oct. 7	T	6-6	at *Wyoming	18,090
Oct. 14	W	41-7	*NEW MEXICO	8,051
Oct. 21	W	49-3	at *Colorado State	10,700
Oct. 28	W	69-0	IDAHO	6,934
Nov. 4	W	31-8	at *Brigham Young	13,133
Nov. 11	W	65-22	at W. Michigan	14,000
Nov. 18	W	17-6	at *Utah	32,437
		387-78		113,699
Dec. 9	L	9-24	vs. Baylor	15,123
		(Gotham Bowl, New York, N.Y.)		

## 1962 -- 8-2-0

Sept. 15	W	29-18	at San Jose State	18,044
Sept. 22	W	45-7	at Idaho	8,617
Sept. 29	W	43-20	MONTANA	9,175
Oct. 6	W	41-13	at Montana State	7,200
Oct. 13	L	13-14	at New Mexico	28,213
Oct. 20	W	21-0	COLORADO STATE	6,484
Oct. 27	W	27-21	BRIGHAM YOUNG	13,405
Nov. 3	L	15-34	at Arizona State	29,393
Nov. 10	W	20-6	WYOMING	10,275
Nov. 17	W	19-6	at Utah	15,000
		273-139		145,806



**Coach:**  
**Tony Knap**  
(1963-66)  
**25-14-1, .638**  
**Four Seasons**

## 1963 -- 8-2-0

Sept. 21	W	42-0	at Arizona	25,000
Sept. 28	L	14-21	at Wyoming	18,221
Oct. 5	W	20-0	SAN JOSE STATE	9,005
Oct. 12	W	47-14	NEW MEXICO	9,377
Oct. 19	W	62-6	at Montana	3,500
Oct. 26	W	40-14	PACIFIC	11,453
Nov. 2	W	26-0	at Brigham Young	13,343
Nov. 9	W	36-13	at Colorado State	6,500
Nov. 16	W	7-6	at New Mexico St.	8,400
Nov. 23	L	23-25	UTAH	15,520
		317-99		120,619

## 1964 -- 5-4-1

Sept. 19	L	8-24	at Arizona State	33,217
Sept. 26	W	76-0	NEW MEXICO ST.	9,367
Oct. 3	W	41-0	at Montana	5,200
Oct. 10	W	51-7	WICHITA STATE	10,299
Oct. 17	W	14-3	at New Mexico	28,537
Oct. 24	W	42-13	COLO. STATE	12,565
Oct. 31	L	14-28	at Brigham Young	29,422
Nov. 7	T	20-20	WYOMING	11,209
Nov. 14	L	22-27	at Idaho	10,500
Nov. 21	L	6-14	at Utah	24,622
		294-136		174,938

## 1965 -- 8-2-0

Sept. 11	W	31-12	HAWAII	7,582
Sept. 25	W	13-0	at Arizona State	29,112
Oct. 2	W	35-8	at San Jose State	16,000
Oct. 9	W	30-19	IDAHO	13,732
Oct. 16	W	54-21	MONTANA	11,853
Oct. 23	W	41-20	at Colorado State	14,400
Oct. 30	W	34-21	BRIGHAM YOUNG	15,596
Nov. 6	L	0-7	at Memphis State	23,876
Nov. 13	L	19-21	at Wichita State	7,266
Nov. 20	W	14-7	at Utah	20,357
		271-136		159,774

## 1966 -- 4-6-0

Sept. 17	L	8-17	at New Mexico	20,570
Sept. 24	L	7-28	at Nebraska (#4)	63,543
Oct. 1	L	7-23	NEW MEXICO ST.	10,872
Oct. 8	L	7-27	at Brigham Young	29,335
Oct. 15	L	7-10	COLORADO STATE	12,678
Oct. 22	L	10-35	at Wyoming	18,253
Nov. 5	W	47-9	at Pacific	11,000
Nov. 12	W	27-7	SAN JOSE STATE	8,620
Nov. 19	W	13-7	at Utah	20,176
Nov. 26	W	48-0	at Hawaii	11,000
		181-163		206,047



**Coach:**  
**Chuck Mills**  
(1967-72)  
**38-23-1, .621**  
**Six Seasons**

## 1967 -- 7-2-1

Sept. 16	T	3-3	at Wichita State	11,392
Sept. 23	W	44-27	at West Texas St.	11,900
Sept. 30	L	9-10	at New Mexico St.	11,500
Oct. 7	W	28-14	vs. Memphis	10,048
			at Salt Lake City, Utah	
Oct. 14	W	7-6	PACIFIC	14,662
Oct. 21	L	14-17	at Colorado State	14,178
Nov. 4	W	30-9	BRIGHAM YOUNG	15,602
Nov. 11	W	20-14	MONTANA	8,396
Nov. 18	W	19-18	at Utah	23,216
Nov. 25	W	31-25	at San Diego St.	44,318
		205-143		165,112

## 1968 -- 7-3-0

Sept. 14	W	28-12	NEW MEXICO ST.	9,217
Sept. 21	L	3-48	at Wyoming	20,719
Sept. 28	W	38-0	WICHITA STATE	10,324
Oct. 5	W	50-3	at Montana	11,000
Oct. 12	W	20-0	at Wisconsin	37,469
Oct. 19	L	7-18	at Pacific	8,500
Oct. 26	W	20-10	WEST TEXAS STATE	14,367
Nov. 9	W	34-8	at Brigham Young	20,740
Nov. 23	W	28-13	UTAH	17,660
Nov. 30	L	19-30	at San Diego St.	37,949
		247-142		187,945

## 1969 -- 3-7-0

Sept. 13	L	7-17	at Wichita State	28,248
Sept. 20	W	14-6	at Bowling Green	14,644
Sept. 27	L	3-36	PACIFIC	10,137
Oct. 11	L	33-37	COLORADO STATE	8,497
Oct. 18	W	23-7	at Army	34,000
Oct. 25	L	0-40	MEMPHIS	14,505
Nov. 1	L	7-27	at Utah	22,699
Nov. 8	L	13-38	at Air Force (#19)	37,271
Nov. 15	L	3-21	BRIGHAM YOUNG	15,123
Nov. 22	W	31-21	at Idaho	5,621
		134-250		190,745

## 1970 -- 5-5-0

Sept. 12	L	0-37	at Kansas St. (#14)	35,000
Sept. 19	W	33-14	BOWLING GREEN	8,327
Sept. 26	W	42-29	at Wyoming	21,177
Oct. 3	*		WICHITA STATE	
Oct. 10	W	35-6	at Kentucky	33,000
Oct. 24	L	20-27	at Brigham Young	21,562
Oct. 31	L	13-20	at Colorado State	20,156
Nov. 7	L	0-17	UTAH	13,865
Nov. 14	L	14-42	IDAHO	9,285
Nov. 21	W	15-12	at Memphis	13,136
Nov. 28	W	45-21	at New Mexico St.	4,750
		217-225		180,258

\*Game cancelled due to an air tragedy involving the Wichita State team.

## 1971 -- 8-3-0

Sept. 11	W	10-7	at Kansas State	30,000
Sept. 18	W	34-0	NEW MEXICO ST.	10,378
Sept. 25	W	27-7	UNLV	10,640
Oct. 2	L	6-42	at Nebraska (#1)	67,421
Oct. 9	W	29-7	BRIGHAM YOUNG	17,015
Oct. 16	W	7-6	MEMPHIS	5,041
Oct. 23	L	20-36	at San Diego St.	25,047
Oct. 30	W	18-17	at Colorado State	14,284
Nov. 6	L	29-31	WYOMING	9,130
Nov. 13	W	21-17	at Utah	16,292
Nov. 21	W	42-13	at Idaho	15,100
		243-183		220,348
Dec. 19	W	50-6	vs. All-Japan	
		(Silk Bowl, Tokyo, Japan)		
Dec. 26	W	46-6	vs. Japanese All-Stars	
		(Osaka, Japan)		



# YEAR-BY-YEAR RESULTS



## 1972 -- 8-3-0

Sept. 9	W	48-14	at New Mexico St.	13,225
Sept. 16	L	0-49	at Oklahoma (#4)	61,826
Sept. 23	W	42-19	at Brigham Young	35,239
Sept. 30	W	21-0	COLORADO ST.	12,125
Oct. 7	L	12-27	at Texas (#9)	58,127
Oct. 14	L	29-38	at Memphis	17,760
Oct. 28	W	35-23	at Wyoming	15,371
Nov. 4	W	51-7	IDAHO	8,575
Nov. 11	W	44-16	UTAH	19,434
Nov. 18	W	27-21	SOUTHERN MISS	8,805
Nov. 23	W	20-16	WEBER STATE	8,115
		329-230		258,602



**Coach:**  
**Phil Krueger**  
**(1973-75)**  
**21-12-0, .636**  
**Three Seasons**

## 1973 -- 7-4-0

Sept. 15	W	10-3	at Weber State	17,312
Sept. 22	L	7-35	SAN DIEGO STATE	10,225
Sept. 29	W	7-3	at UNLV	12,486
Oct. 6	W	13-7	BRIGHAM YONG	15,486
Oct. 13	W	34-18	at Colorado StAte	27,103
Oct. 20	W	36-14	at West Texas St.	13,800
Oct. 27	L	16-27	KENT STATE	8,703
Nov. 3	W	31-20	WYOMING	11,792
Nov. 10	W	30-12	at New Mexico St.	8,433
Nov. 17	L	28-31	at Utah	27,842
Nov. 22	L	8-32	at Southern Miss	6,000
		230-202		159,182

## 1974 -- 8-3-0

Sept. 14	W	17-7	at Wyoming	20,267
Sept. 21	W	9-6	at Brigham Young	24,555
Sept. 28	L	3-72	at Oklahoma (#3)	61,826
Oct. 12	W	24-23	COLORADO STATE	9,008
Oct. 19	W	27-24	at Kent State	9,722
Oct. 26	W	21-16	WEST TEXAS STATE	12,355
Nov. 2	W	17-3	at Idaho	5,005
Nov. 9	L	3-7	SOUTHERN MISS	10,046
Nov. 16	W	34-0	UTAH	15,429
Nov. 23	W	20-7	WEBER STATE	9,744
Nov. 30	L	6-34	at San Diego State	24,687
		181-199	215,430	

## 1975 -- 6-5-0

Sept. 13	W	13-7	at Utah	26,101
Sept. 20	L	8-17	at Florida State	28,685
Sept. 27	L	10-19	SAN DIEGO STATE	15,768
Oct. 4	L	7-61	at Texas (#7)	40,130
Oct. 11	W	21-17	WEST TEXAS STATE	8,849
Oct. 18	W	30-7	at Weber State	11,503
Oct. 25	L	0-31	at Arkansas	44,265
Nov. 1	W	27-21	WYOMING	14,905
Nov. 8	L	7-24	BRIGHAM YOUNG	21,594
Nov. 15	W	42-19	at Boise State	20,000
Nov. 22	W	28-17	at Colorado State	11,872
		193-240	243,672	



**Coach:**  
**Bruce Snyder**  
**(1976-82)**  
**37-38-2, .494**  
**Seven Seasons**

## 1976 -- 3-8-0

Sept. 4	L	10-45	at San Jose State	19,123
Sept. 11	L	16-33	at Arkansas (#13)	50,536
Sept. 18	L	10-32	LONG BEACH ST.	7,173
Sept. 25	L	3-20	at Wyoming	19,574
Oct. 2	L	9-27	at Oregon	17,300
Oct. 9	L	7-10	COLORADO STATE	7,868
Oct. 16	W	28-17	UTAH	18,322
Oct. 23	L	14-45	at Brigham Young	24,124
Nov. 6	W	36-10	WEBER STATE	6,441
Nov. 13	L	6-7	at San Diego St.	29,037
Nov. 20	W	31-17	PACIFIC	11,075
		170-263	210,573	

## 1977 -- 4-7-0

Sept. 10	W	22-10	SAN JOSE STATE	13,870
Sept. 17	L	26-31	at Memphis	21,364
Sept. 24	L	6-65	BYU (#20)	20,103
Oct. 1	L	0-19	at San Diego St.	43,161
Oct. 8	L	7-16	at Penn State	58,000
Oct. 15	L	0-20	at Utah	25,438
Oct. 29	L	16-23	BOISE STATE	6,216
Nov. 5	W	23-14	at Weber State	8,163
Nov. 12	W	32-31	WYOMING	13,280
Nov. 19	W	35-7	at Idaho State	6,250
Nov. 26	L	10-13	at Colorado State	5,280
		117-249	221,125	

## 1978 -- 7-4-0 (4-1-0/T-1st)

Sept. 3	W	10-0	vs. Idaho State	15,000
			(Osaka, Japan)	
Sept. 16	W	21-20	at Colorado State	24,285
Sept. 23	W	45-22	*FRESNO STATE	15,570
Sept. 30	W	20-13	at Wyoming#	23,257
Oct. 7	W	24-7	at Brigham Young	32,668
Oct. 14	L	17-33	*LONG BEACH ST.	15,800
Oct. 21	L	16-17	at Miami (Fla.)	25,707
Oct. 28	W	31-21	*SAN JOSE STATE	18,226
Nov. 4	W	40-14	*PACIFIC	15,264
Nov. 11	L	25-44	WEBER STATE	6,102
Nov. 25	L	20-23	UTAH	12,260
		269-214	204,139	

#counted in league standings

## 1979 -- 7-3-1 (4-0-1/T-1st)

Sept. 8	T	48-48	at *San Jose State	10,782
Sept. 15	L	14-35	at Nebraska (#8)	75,953
Sept. 22	W	24-0	COLORADO STATE	17,960
Sept. 29	W	47-21	at Utah	31,100
Oct. 6	W	51-28	*LONG BEACH ST.	16,046
Oct. 13	L	24-48	BRIGHAM YOUNG	28,094
Oct. 20	W	15-14	at *Pacific	18,300
Oct. 27	L	14-28	at Arizona State	67,219
Nov. 3	W	35-7	*CS-FULLERTON	16,600
Nov. 17	W	34-10	at Weber State	7,707
Nov. 24	W	41-31	at *Fresno State	8,957
		347-270	298,718	

## 1980 -- 6-5-0 (4-1-0/2nd)

Sept. 6	L	10-17	at Kentucky	57,900
Sept. 13	W	14-7	IDAHO STATE	16,187
Sept. 20	L	17-35	at Texas (#7)	63,000
Oct. 4	L	19-23	UTAH	20,977
Oct. 11	W	28-17	at *CS-Fullerton	6,293
Oct. 18	L	46-70	BRIGHAM YOUNG	23,230
Oct. 25	W	14-0	at *Fresno State	10,428
Nov. 1	W	21-7	*PACIFIC	15,123
Nov. 8	W	50-13	at Weber State	12,202
Nov. 15	L	27-28	at *Long Beach St.	11,168
Nov. 22	W	44-38	at *San Jose State	16,318
		290-255	252,826	

## 1981 -- 5-5-1 (4-1-0/2nd)

Sept. 5	L	0-10	at Utah	29,010
Sept. 12	W	14-9	*CS FULLERTON	12,472
Sept. 19	W	31-18	WEBER STATE	17,132
Sept. 26	L	7-35	at Houston	27,462
Oct. 2	L	26-32	at BYU (#10)	41,129
Oct. 10	W	17-14	at *Pacific	14,000
Oct. 17	T	13-13	at Texas Christian	15,357
Oct. 24	L	24-27	*SAN JOSE STATE	16,071
Oct. 31	W	20-0	*FRESNO STATE	13,086
Nov. 7	W	28-2	at *Long Beach St.	7,153
Nov. 14	L	24-50	at Idaho State	12,008
		204-210	204,880	

## 1982 -- 5-6-0 (2-4-0/5th)

Sept. 11	L	9-24	at Texas Christian	17,423
Sept. 18	W	31-10	WEBER STATE	15,054
Sept. 25	W	19-0	at *CS Fullerton	4,750
Oct. 2	L	6-31	at *Fresno State	25,174
Oct. 9	W	30-3	IDAHO STATE	12,174
Oct. 16	W	14-12	*PACIFIC	10,026
Oct. 30	W	20-17	BRIGHAM YOUNG	25,688
Nov. 6	L	10-42	at Utah	30,625
Nov. 13	L	10-30	at Boise State	14,868
Nov. 20	L	26-49	at *San Jose State	14,359
Nov. 27	L	17-44	at *Long Beach St.	8,871
		191-262	179,012	



**Coach:**  
**Chris Pella**  
**(1983-85)**  
**9-24-0, .273**  
**Three Seasons**

## 1983 -- 5-6-0 (3-3-0/T-3rd)

Sept. 10	L	12-39	at Arizona State	65,290
Sept. 17	L	24-25	*CS FULLERTON	11,933
Sept. 24	L	10-17	at Missouri	45,033
Oct. 1	W	20-12	*FRESNO STATE	10,179
Oct. 8	W	27-10	at *Pacific	9,500
Oct. 15	W	10-7	BOISE STATE	16,476
Oct. 22	L	10-28	at *UNLV	12,300
Oct. 29	L	34-38	at BYU (#15)	64,593
Nov. 5	W	22-15	SAN JOSE STATE	9,181
Nov. 12	W	21-17	UTAH	19,301
Nov. 25	L	3-6	at Long Beach St.	3,878
		193-214	267,664	

## 1984 -- 1-10-0 (1-6-0/T-7th)

Sept. 8	L	7-42	at Southern Cal	45,067
Sept. 15	L	18-62	TEXAS CHRISTIAN	12,009
Sept. 29	L	16-27	at *CS Fullerton	6,262
Oct. 6	L	21-38	at *San Jose State	14,667
Oct. 13	L	22-24	*LONG BEACH ST.	9,589
Oct. 20	L	18-43	at *Fresno State	31,463
Oct. 27	W	41-14	*PACIFIC	8,597
Nov. 3	L	10-45	at Arizona	44,225
Nov. 10	L	10-21	UTAH	11,937
Nov. 17	L	20-36	*UNLV	6,279
Nov. 24	L	13-38	at BYU (#1)	65,508
		196-390	255,603	

## 1985 -- 3-8-0 (3-4-0/5th)

Sept. 7	W	19-17	at *Long Beach St.	8,621
Sept. 14	L	3-10	at Iowa State	42,455
Sept. 21	W	35-32	*SAN JOSE STATE	9,754
Sept. 28	L	7-33	at *Pacific	15,000
Oct. 5	L	7-14	at *UNLV	13,982
Oct. 12	L	30-32	*CS FULLERTON	9,047
Oct. 19	L	10-42	at Arizona State	59,543
Oct. 26	L	19-38	*FRESNO STATE	10,702
Nov. 2	L	7-34	at Utah	30,124
Nov. 9	L	0-44	BYU (#18)	29,024
Nov. 23	W	40-23	at *New Mexico St.	5,278
		177-319	233,530	





# YEAR-BY-YEAR RESULTS



**Coach:**  
**Chuck Shelton**  
**(1986-91)**  
**26-39-1, .402**  
**Six Seasons**

## 1986 -- 3-8-0 (3-4-0/T-4th)

Sept. 6	L	0-52	at BYU (#18)	64,213
Sept. 13	L	10-24	at Missouri	35,548
Sept. 20	L	13-16	at Kansas	36,300
Oct. 4	W	42-9	*NEW MEXICO ST.	10,143
Oct. 11	L	28-38	at*San Jose State	11,028
Oct. 18	L	0-33	at*CS Fullerton	4,007
Oct. 25	W	7-6	*UNLV	11,270
Nov. 1	L	3-14	*LONG BEACH ST.	7,084
Nov. 8	W	14-10	at*Pacific	7,000
Nov. 15	L	10-27	UTAH	13,034
Nov. 22	L	7-14	at*Fresno State	34,381
		134-243	234,008	

## 1987 -- 5-6-0 (4-3-0/T-2nd)

Sept. 5	L	12-56	at Nebraska (#2)	75,910
Sept. 12	L	0-41	at Kentucky	55,279
Sept. 26	L	11-30	*CS FULLERTON	15,786
Oct. 2	L	24-45	at Brigham Young	65,729
Oct. 10	L	27-28	at*UNLV	23,363
Oct. 17	W	17-13	*PACIFIC	8,775
Oct. 24	W	41-36	at Utah	27,394
Oct. 31	L	14-24	*SAN JOSE STATE	14,117
Nov. 7	W	25-6	at*New Mexico St.	10,318
Nov. 14	W	17-13	*FRESNO STATE	8,281
Nov. 21	W	17-14	at*Long Beach St.	2,659
		205-306	307,611	

## 1988 -- 4-7-0 (4-3-0/T-3rd)

Sept. 3	L	13-63	at Nebraska (#2)	76,233
Sept. 10	L	21-35	at Missouri	35,232
Sept. 24	W	32-20	*NEW MEXICO ST.	13,792
Sept. 30	L	3-38	at Brigham Young	65,702
Oct. 8	W	31-24	*LONG BEACH ST.	12,686
Oct. 15	L	10-51	at*Fresno State	34,942
Oct. 22	L	31-36	at*San Jose State	14,215
Oct. 29	W	23-20	*Pacific	13,147
Nov. 5	W	17-10	*UNLV	8,606
Nov. 12	L	21-42	UTAH	16,578
Nov. 19	L	13-23	at*CS Fullerton	2,119
		213-362	293,252	

## 1989 -- 4-7-0 (4-3-0/3rd)

Sept. 9	L	10-45	at Utah	30,948
Sept. 16	L	10-66	at USC (#13)	54,209
Sept. 23	L	2-41	at Illinois (#20)	61,553
Sept. 30	L	10-37	BRIGHAM YOUNG	26,906
Oct. 7	W	34-23	*CS FULLERTON	10,567
Oct. 14	L	7-34	*FRESNO STATE	13,137
Oct. 21	W	28-13	at*New Mexico St.	9,949
Nov. 4	W	38-10	at*Pacific	5,037
Nov. 11	L	7-33	*SAN JOSE STATE	12,028
Nov. 18	W	27-22	at*UNLV	17,710
Nov. 25	L	18-31	at*Long Beach St.	1,575
		191-355	243,619	

## 1990 -- 5-5-1 (5-1-1/T-2nd)

Sept. 1	L	0-19	UTAH	19,631
Sept. 8	W	27-13	*LONG BEACH ST.	15,687
Sept. 15	L	10-45	at Missouri	33,986
Oct. 6	L	7-52	at Oregon	32,554
Oct. 13	T	24-24	at*Fresno State	33,519
Oct. 20	L	27-34	at*San Jose State	11,834
Oct. 27	W	31-6	*UNLV	15,273
Nov. 3	W	55-10	*NEW MEXICO ST.	9,970
Nov. 10	W	45-17	at*CS Fullerton	4,110
Nov. 17	W	51-45	*PACIFIC	14,905
Nov. 24	L	10-45	at BYU (#4)	65,876
		287-310	257,345	

## 1991 -- 5-6-0 (5-2-0/3rd)

Aug. 31	L	7-12	at Utah	27,570
Sept. 7	L	28-59	at Nebraska (#14)	76,115
Sept. 21	L	21-55	at Oklahoma (#7)	69,057
Sept. 28	L	7-23	*SAN JOSE STATE	12,353
Oct. 4	L	10-38	at Brigham Young	65,814
Oct. 19	W	26-3	*CS FULLERTON	8,957
Oct. 26	L	6-7	at*Long Beach St.	4,337
Nov. 2	W	20-19	*FRESNO ST. (#25)	9,814
Nov. 9	W	27-14	at*UNLV	11,787
Nov. 16	W	21-14	*PACIFIC	8,217
Nov. 23	W	46-21	at*New Mexico St.	9,180
		219-265	303,201	



**Coach:**  
**Charlie Weatherbie**  
**(1992-94)**  
**15-19-0, .441**  
**Three Seasons**

## 1992 -- 5-6-0 (4-2-0/T-2nd)

Sept. 5	L	3-49	at Arizona	37,239
Sept. 12	L	18-42	UTAH	18,177
Sept. 19	L	10-45	at Baylor	28,737
Sept. 26	W	48-21	*NEW MEXICO ST.	14,482
Oct. 2	L	9-30	at Brigham Young	65,475
Oct. 17	W	28-16	KANSAS STATE	12,472
Oct. 24	L	25-27	*SAN JOSE STATE	18,185
Oct. 31	W	26-7	at*CS Fullerton	2,113
Nov. 7	W	48-8	*UNLV	10,280
Nov. 14	L	47-48	at*Nevada	21,916
Nov. 21	W	38-35	at*Pacific	6,189
		300-320	290,265	

## 1993 -- 7-5-0 (5-1-0/T-1st)

Sept. 4	W	34-13	at*SW Louisiana	21,637
Sept. 11	L	29-31	at Utah	30,797
Sept. 18	L	24-28	BAYLOR	23,095
Sept. 25	L	14-30	at*Fresno State	41,031
Oct. 2	L	17-38	at Louisiana State	57,316
Oct. 16	L	44-48	*NEVADA	20,263
Oct. 23	W	33-26	at UNLV	8,010
Oct. 30	W	58-56	BRIGHAM YOUNG	26,328
Nov. 6	W	24-21	*PACIFIC	14,811
Nov. 13	W	24-13	*LOUISIANA TECH	15,324
Nov. 20	W	20-17	at*New Mexico St.	17,622
		321-321	276,234	
Dec. 17	W	42-33	vs. Ball State	15,508
			(Las Vegas Bowl II, Las Vegas)	

## 1994 -- 3-8-0 (2-4-0/T-4th)

Sept. 3	L	17-32	UTAH	31,287
Sept. 10	L	16-41	at Colorado State	28,797
Sept. 17	W	5-0	at Ohio	5,940
Sept. 24	L	21-23	*UNLV	21,302
Sept. 30	L	6-34	at Brigham Young	63,164
Oct. 15	W	7-3	at*Louisiana Tech	5,030
Oct. 22	L	25-27	*SW LOUISIANA	20,016
Oct. 29	L	6-28	at*Pacific	10,085
Nov. 5	L	31-49	E. WASHINGTON	10,211
Nov. 12	L	28-56	at*Nevada	21,562
Nov. 19	W	47-20	*NEW MEXICO ST.	8,819
		209-313	226,213	



**Coach:**  
**John L. Smith**  
**(1995-97)**  
**16-18-0, .471**  
**Three Seasons**

## 1995 -- 4-7-0 (4-2-0/T-2nd)

Sept. 2	L	17-21	at*Arkansas State	10,117
Sept. 9	L	14-38	BOISE STATE	20,909
Sept. 16	L	21-24	SOUTHERN MISS	15,277
Sept. 30	L	30-32	at San Jose State	8,217
Oct. 7	L	17-59	COLORADO STATE	16,071
Oct. 14	W	42-7	*NO. ILLINOIS	17,188
Oct. 21	W	27-14	at*New Mexico St.	13,357
Oct. 28	L	20-40	at Utah	28,837
Nov. 4	L	25-30	*NEVADA	12,833
Nov. 11	W	42-0	at*UNLV	5,041
Nov. 18	W	38-22	*PACIFIC	7,317
		293-287	155,164	

## 1996 -- 6-5-0 (4-1-0/T-1st)

Aug. 31	W	20-17	UTAH	30,257
Sept. 7	W	57-27	CS NORTHBRIDGE	20,120
Sept. 14	L	24-31	at Southern Miss	24,307
Sept. 21	L	17-31	at Oklahoma St.	37,000
Sept. 28	L	20-58	at Texas Tech	39,778
Oct. 4	L	17-45	BYU (#21)	33,119
Oct. 12	W	53-21	*at New Mexico St.	7,839
Oct. 19	W	39-14	*at Boise State	18,168
Oct. 26	W	35-28	*IDAHO	13,712
Nov. 2	W	21-13	*NORTH TEXAS	11,892
Nov. 9	L	27-54	*NEVADA	20,106
		330-339	256,298	

## 1997 -- 6-6-0 (4-1-0/T-1st)

Aug. 30	W	21-14	at Utah	33,804
Sept. 6	W	41-7	IDAHO STATE	20,497
Sept. 13	L	24-35	COLO. STATE (#25)	22,097
Sept. 20	L	22-25	NEW MEXICO	15,112
Oct. 3	L	35-42	at BYU (#24)	65,754
Oct. 11	L	16-24	at Oregon State	23,210
Oct. 18	W	38-7	*NEW MEXICO ST.	17,251
Oct. 25	W	63-17	*at Idaho	11,103
Nov. 1	W	24-20	*BOISE STATE	18,105
Nov. 15	W	38-19	*at Nevada	22,780
Nov. 22	L	48-51	*at North Texas	6,750
		370-261	256,463	
Dec. 29	L	19-35	vs. Cincinnati	16,131
			(Humanitarian Bowl, Boise, Idaho)	



**Coach:**  
**Dave Arslanian**  
**(1998-99)**  
**7-15-0, .318**  
**Two Seasons**

## 1998 -- 3-8-0 (2-3-0/T-4th)

Sept. 5	L	12-20	UTAH	30,218
Sept. 12	L	36-39	at N. Mexico (3 ot)	31,267
Sept. 19	L	6-25	at Colorado (#15)	45,298
Sept. 26	W	47-17	SAM HOUSTON ST.	14,498
Oct. 3	L	16-20	OREGON STATE	11,682
Oct. 10	L	12-53	at Washington	70,210
Oct. 17	L	14-26	*IDAHO	14,206
Oct. 24	L	16-30	at*Boise State	19,561
Oct. 31	W	29-26	at*N.M. State (2 ot)	13,312
Nov. 7	L	21-26	*NEVADA	7,500
Nov. 14	W	28-27	*NORTH TEXAS	7,376
		237-309	265,128	

## 1999 -- 4-7-0 (3-3-0/T-3rd)

Sept. 4	L	7-38	at Georgia (#12)	86,117
Sept. 11	W	51-17	STEPHEN F. AUSTIN	17,489
Sept. 18	L	18-38	at Utah	45,224
Oct. 1	L	31-34	BYU (ot)	31,220
Oct. 9	W	20-14	*ARKANSAS STATE	18,147
Oct. 16	L	0-40	at Kansas St. (#9)	51,106
Oct. 23	L	3-31	*at Idaho	23,429
Oct. 30	L	27-33	*BOISE STATE	12,213
Nov. 6	L	6-14	*NEW MEXICO ST.	8,129
Nov. 20	W	37-35	*at Nevada	15,171
Nov. 27	W	34-7	*at North Texas	7,115
		234-301	315,360	

# YEAR-BY-YEAR RESULTS



**Coach:**  
**Mick Dennehy**  
**(2000-04)**  
**19-37-0, .339**  
**Five Seasons**

## 2000 -- 5-6-0 (4-1-0/2nd)

Sept. 2	L	16-38	at Texas Tech	35,913
Sept. 9	W	30-14	SOUTHERN UTAH	26,715
Sept. 23	L	20-44	at Arizona State	46,327
Sept. 30	L	14-35	UTAH	29,814
Oct. 6	L	14-38	at Brigham Young	63,318
Oct. 14	W	17-12	*at North Texas	15,073
Oct. 21	W	31-14	*IDAHO	14,217
Oct. 28	W	44-31	*ARKANSAS STATE	14,926
Nov. 4	W	44-37	*at New Mexico St.	10,213
Nov. 11	L	38-66	*at Boise State	27,206
Nov. 18	L	24-27	IDAHO STATE	13,877
		292-356		297,599

## 2001 -- 4-7-0

Sept. 1	L	19-23	at Utah	36,557
Sept. 8	L	14-31	at LSU (#13)	87,756
Sept. 22	L	42-43	WYOMING	27,235
Sept. 29	L	21-38	OREGON (#6)	28,243
Oct. 5	L	34-54	at BYU (#18)	65,396
Oct. 20	W	28-27	IDAHO STATE	20,875
Oct. 27	W	30-27	CENTRAL FLORIDA	16,135
Nov. 10	W	38-31	at Connecticut	13,207
Nov. 17	W	56-43	WEBER STATE	16,434
Nov. 24	L	13-34	at South Florida	25,136
*Dec. 1	L	21-70	at Fresno St. (#21)	42,881
		316-421		379,855

## 2002 -- 4-7-0

Aug. 31	L	3-23	UTAH	30,757
Sept. 7	L	13-44	at Nebraska (#9)	78,176
Sept. 14	W	38-33	IDAHO STATE	16,231
Sept. 21	L	7-48	at Iowa	54,211
Sept. 28	L	38-63	at Boise State	25,161
Oct. 4	L	34-35	BRIGHAM YOUNG	30,341
Oct. 19	W	45-44	NEW MEXICO (ot)	15,942
Oct. 26	L	48-51	at UL-Monroe (2 ot)	6,190
Nov. 9	W	32-30	NEW MEXICO ST.	12,291
Nov. 16	W	19-16	at Troy State (ot)	12,348
Nov. 30	L	28-45	at Mid. Tennessee	3,418
		305-432		285,066

## 2003 -- 3-9-0 (3-4-0/14th)

Aug. 28	L	20-40	at Utah	39,697
Sept. 6	L	7-31	at Nebraska (#23)	77,284
Sept. 13	L	16-26	at Arizona St. (#16)	51,180
Sept. 27	W	28-10	*UL-MONROE	19,215
Oct. 4	L	7-34	at New Mexico	31,435
Oct. 11	L	21-48	WYOMING	26,594
Oct. 18	L	27-37	*at North Texas	17,239
Oct. 25	W	49-0	*ARKANSAS STATE	12,516
Nov. 1	W	41-20	*MID. TENNESSEE	6,988
Nov. 6	L	21-26	*at New Mexico St.	10,318
Nov. 15	L	14-23	*TROY STATE	9,291
Nov. 22	L	13-20	*at Idaho	9,846
		264-315		311,603

## 2004 -- 3-8-0 (2-5-0/17th)

Sept. 4	L	17-48	at Alabama	82,033
Sept. 11	W	14-7	*IDAHO	20,117
Sept. 18	L	6-48	UTAH (#15)	24,750
Sept. 25	W	31-21	at UNLV	19,116
Oct. 2	L	21-49	*at Troy	20,029
Oct. 9	L	23-31	*NORTH TEXAAS	17,895
Oct. 16	L	6-35	at Clemson	77,500
Oct. 30	L	0-21	*at Mid. Tennessee	14,208
Nov. 6	L	25-32	*at UL-Monroe	16,208
Nov. 11	L	7-16	*at Arkansas State	7,862
Nov. 20	W	34-25	*NEW MEXICO ST.	15,238
		184-333		314,956



**Coach:**  
**Brent Guy**  
**(2005-)**  
**3-82-0, .273**  
**One Season**

## 2005 - 3-8-0 (2-6-0/16th)

Sept. 3	#	NICHOLLS STATE		
Sept. 10	L	7-31	at Utah	44,639
Sept. 24	W	31-24	UNLV	12,408
Oct. 1	L	13-27	*at Idaho	15,006
Oct. 8	W	24-17	*SAN JOSE STATE	12,542
Oct. 15	L	21-53	*at Fresno State	42,701
Oct. 22	L	21-45	*BOISE STATE	12,922
Oct. 29	L	3-35	at Alabama (#5)	81,018
Nov. 5	L	17-27	*LA. TECH	9,457
Nov. 12	L	23-50	*at Hawai'i	27,892
Nov. 19	L	24-30	*NEVADA	7,153
Nov. 26	W	24-21	*at New Mexico St.	6,702
		208-360		272,440

# - Canceled due to Hurricane Katrina





# YEAR-BY-YEAR RECORDS

## 107 Seasons in 113 Years

Year	Coach	Overall	Home	Away	Neutral	Conf. Rec.	Conf. Finish
1892	None	1-0-0	1-0-0	0-0-0	0-0-0		
1893	No Team						
1894	No Team						
1895	No Team						
1896	Mayo	0-1-0	0-1-0	0-0-0	0-0-0		
1897	No Team						
1898	Dunning	0-1-0	0-1-0	0-0-0	0-0-0		
1899	Langton	1-0-0	1-0-0	0-0-0	0-0-0		
1900	Langton	0-1-0	0-1-0	0-0-0	0-0-0		
1901	Richards	3-2-1	3-1-1	0-1-0	0-0-0		
1902	Campbell	0-4-0	0-2-0	0-2-0	0-0-0		
1903	Campbell	3-0-0	3-0-0	0-0-0	0-0-0		
1904	Campbell	2-7-0	2-0-0	0-7-0	0-0-0		
1905	Campbell	2-2-1					
1906	Campbell	3-1-0	3-0-0	0-1-0	0-0-0		
1907	Walker	7-0-0					
1908	Walker	4-2-0	4-1-0	0-1-0	0-0-0		
1909	Teezel	2-2-1	2-2-1	0-0-0	0-0-0		
1910	Teezel	5-2-0	2-1-0	3-1-0	0-0-0		
1911	Teezel	5-0-0	3-0-0	2-0-0	0-0-0		
1912	Teezel	4-2-1	4-0-0	0-2-1	0-0-0		
1913	Teezel	3-3-0	1-1-0	2-2-0	0-0-0		
1914	Teezel	2-5-0	2-2-0	0-3-0	0-0-0		
1915	Teezel	3-4-0	3-1-0	0-3-0	0-0-0		
1916	Watson	1-5-1	1-3-1	0-2-0	0-0-0	0-3-0	8th
1917	Watson	7-0-1	4-0-0	3-0-1	0-0-0	4-0-0	2nd
1918	Pickering	No Games					
1919	Romney	5-2-0	3-0-0	2-2-0	0-0-0	2-2-0	T 4th
1920	Romney	4-2-1	2-1-0	2-1-1	0-0-0	2-1-0	4th
1921	Romney	7-1-0	4-1-0	3-0-0	0-0-0	3-0-0	1st
1922	Romney	5-4-0	2-1-0	3-3-0	0-0-0	3-3-0	T 5th
1923	Romney	5-2-0	1-2-0	4-0-0	0-0-0	4-2-0	4th
1924	Romney	4-2-1	2-0-0	2-2-1	0-0-0	3-2-1	4th
1925	Romney	6-1-0	3-0-0	3-1-0	0-0-0	5-1-0	T 2nd
1926	Romney	5-1-2	2-0-0	3-1-2	0-0-0	4-1-2	3rd
1927	Romney	3-4-1	3-1-0	0-3-1	0-0-0	3-3-0	7th
1928	Romney	5-3-1	3-0-0	2-3-1	0-0-0	4-2-1	4th
1929	Romney	3-4-0				3-4-0	9th
1930	Romney	3-5-1	2-1-1	1-4-0	0-0-0	3-4-1	8th
1931	Romney	6-2-0	5-0-0	1-2-0	0-0-0	5-2-0	2nd
1932	Romney	4-4-0	4-0-0	0-4-0	0-0-0	3-3-0	6th
1933	Romney	4-4-0	3-0-0	1-4-0	0-0-0	4-3-0	6th
1934	Romney	5-1-1	2-0-1	3-1-0	0-0-0	5-1-1	4th
1935	Romney	5-2-1	5-0-0	0-2-1	0-0-0	5-1-1	2nd
1936	Romney	7-0-1	3-0-0	4-0-1	0-0-0	6-0-1	1st
1937	Romney	2-4-2	2-1-1	0-3-1	0-0-0	2-4-1	7th
1938	Romney	4-4-0	2-2-0	2-2-0	0-0-0	3-3-0	5th
1939	Romney	3-4-1	1-2-1	2-2-0	0-0-0	2-3-1	5th
1940	Romney	2-5-1	2-2-0	0-3-1	0-0-0	2-4-0	5th
1941	Romney	0-8-0	0-4-0	0-4-0	0-0-0	0-6-0	7th
1942	Romney	6-3-1	2-1-0	4-2-1	0-0-0	2-3-1	4th
1943	No Games						
1944	Romney	3-3-0	2-2-0	1-1-0	0-0-0	0-2-0	4th
1945	Romney	4-3-0	3-0-0	1-3-0	0-0-0	1-3-0	4th
1946	Romney	7-2-1	4-0-1	3-1-0	0-1-0	4-1-1	T 1st
1947	Romney	6-5-0	4-1-0	2-3-0	0-1-0	3-3-0	T 3rd
1948	Romney	5-6-0	4-1-0	1-5-0	0-0-0	2-3-0	T 2nd
1949	Melinkovich	3-7-0	2-2-0	1-5-0	0-0-0	1-3-0	5th
1950	Melinkovich	2-9-0	1-4-0	1-5-0	0-0-0	0-4-0	6th
1951	Roning	3-5-1	2-2-0	1-3-1	0-0-0	2-4-1	6th
1952	Roning	3-7-1	2-4-0	1-3-1	0-0-0	3-4-0	15th
1953	Roning	8-3-0	4-1-0	4-2-0	0-0-0	5-2-0	2nd
1954	Roning	4-6-0	2-2-0	2-4-0	0-0-0	4-3-0	3rd
1955	Faunce	4-6-0	3-1-0	1-5-0	0-0-0	3-4-0	5th
1956	Faunce	6-4-0	3-1-0	3-3-0	0-0-0	3-3-0	T 3rd
1957	Faunce	2-7-1	1-3-0	1-4-1	0-0-0	1-5-1	8th
1958	Faunce	3-7-0	1-3-0	2-4-0	0-0-0	1-5-0	T 6th
1959	Ralston	5-6-0	3-1-0	2-5-0	0-0-0	2-5-0	T 5th

Year	Coach	Overall	Home	Away	Neutral	Conf. Rec.	Conf. Finish
1960	Ralston	9-2-0	4-0-0	5-1-0	0-1-0	5-1-0	T 1st
1961	Ralston	9-1-1	4-0-0	5-0-1	0-1-0	4-0-1	T 1st
1962	Ralston	8-2-0	4-0-0	4-2-0	0-0-0		
1963	Knap	8-2-0	3-1-0	5-1-0	0-0-0		
1964	Knap	5-4-1	3-0-1	2-4-0	0-0-0		
1965	Knap	8-2-0	4-0-0	4-2-0	0-0-0		
1966	Knap	4-6-0	1-2-0	3-4-0	0-0-0		
1967	Mills	7-2-1	3-0-0	3-2-1	1-0-0		
1968	Mills	7-3-0	4-0-0	3-3-0	0-0-0		
1969	Mills	3-7-0	0-4-0	3-3-0	0-0-0		
1970	Mills	5-5-0	1-2-0	4-3-0	0-0-0		
1971	Mills	8-3-0	4-1-0	4-2-0	0-0-0		
1972	Mills	8-3-0	5-0-0	3-3-0	0-0-0		
1973	Krueger	7-4-0	2-2-0	5-2-0	0-0-0		
1974	Krueger	8-3-0	4-1-0	4-2-0	0-0-0		
1975	Krueger	6-5-0	2-2-0	4-3-0	0-0-0		
1976	Snyder	3-8-0	3-2-0	0-6-0	0-0-0		
1977	Snyder	4-7-0	2-2-0	2-5-0	0-0-0		
1978	Snyder	7-4-0	3-3-0	3-1-0	1-0-0	4-1-0	T 1st
1979	Snyder	7-3-1	3-1-0	4-2-1	0-0-0	4-0-1	T 1st
1980	Snyder	6-5-0	2-2-0	4-3-0	0-0-0	4-1-0	2nd
1981	Snyder	5-5-1	3-1-0	2-4-1	0-0-0	4-1-0	2nd
1982	Snyder	5-6-0	4-0-0	1-6-0	0-0-0	2-4-0	T 4th
1983	Pella	5-6-0	4-1-0	1-5-0	0-0-0	3-3-0	T 3rd
1984	Pella	1-10-0	1-4-0	0-6-0	0-0-0	1-6-0	T 7th
1985	Pella	3-8-0	1-3-0	2-5-0	0-0-0	3-4-0	5th
1986	Shelton	3-8-0	2-2-0	1-6-0	0-0-0	3-4-0	T 4th
1987	Shelton	5-6-0	2-2-0	3-4-0	0-0-0	4-3-0	T 2nd
1988	Shelton	4-7-0	4-1-0	0-6-0	0-0-0	4-3-0	T 3rd
1989	Shelton	4-7-0	1-3-0	3-4-0	0-0-0	4-3-0	4th
1990	Shelton	5-5-1	4-1-0	1-4-1	0-0-0	5-1-1	T 2nd
1991	Shelton	5-6-0	3-1-0	2-5-0	0-0-0	5-2-0	3rd
1992	Weatherbie	5-6-0	3-2-0	2-4-0	0-0-0	4-2-0	T 2nd
1993	Weatherbie	7-5-0	3-2-0	3-3-0	1-0-0	5-1-0	T 1st
1994	Weatherbie	3-8-0	1-4-0	2-4-0	0-0-0	2-4-0	T 7th
1995	Smith	4-7-0	2-4-0	2-3-0	0-0-0	4-2-0	T 2nd
1996	Smith	6-5-0	4-2-0	2-3-0	0-0-0	4-1-0	T 1st
1997	Smith	6-6-0	3-2-0	3-3-0	1-0-0	4-1-0	T 1st
1998	Arslanian	3-8-0	2-4-0	1-4-0	0-0-0	2-3-0	T 4th
1999	Arslanian	4-7-0	2-3-0	2-4-0	0-0-0	3-3-0	T 3rd
2000	Dennehy	5-6-0	3-2-0	2-4-0	0-0-0	4-1-0	2nd
2001	Dennehy	4-7-0	3-2-0	1-5-0	0-0-0		
2002	Dennehy	4-7-0	3-2-0	1-5-0	0-0-0		
2003	Dennehy	3-9-0	3-2-0	0-7-0	0-0-0	3-4-0	T 4th
2004	Dennehy	3-8-0	2-2-0	1-6-0	0-0-0	2-5-0	T 7th
2005	Guy	3-8-0	2-3-0	1-5-0	0-0-0	2-6-0	T 6th
Totals							
	Overall	468-446-31	(.512)				
	Home	257-142-9	(.641)				
	Away	191-293-21	(.399)				
	Neutral	3-5-0	(.375)				
	Conference	140-138-8	(.503)				

## Conference Affiliations

- 1916-37 — Rocky Mountain Athletic Conference
- 1938-61 — Mountain States Conference/Skyline
- 1978-2000 — PCAA/Big West Conference
- 2003-2004 — Sun Belt Conference
- 2005 -Present — Western Athletic Conference



# ALL-TIME COACHING RECORDS




## All-Time Utah State Coaching Records

Years	Coach (alma mater)	Seasons	Overall				Conference				Conf. Champ.	Bowls
			Won	Lost	Tied*	Pct.	Won	Lost	Tied	Pct.		
1892	No head coach	1	1	0	0	1.000	--	--	--	--	--	--
1896	Prof. Mayo	1	0	1	0	.000	--	--	--	--	--	--
1898	Lt. Dunning	1	0	1	0	.000	--	--	--	--	--	--
1899-1900	Willard Langton	2	1	1	0	.500	--	--	--	--	--	--
1901	Dick Richards	1	3	2	1	.583	--	--	--	--	--	--
1902-06	George P. Campbell	5	10	14	1	.500	--	--	--	--	--	--
1907-08	Fred M. Walker	2	11	2	0	.846	--	--	--	--	--	--
1909-15	Clayton T. Teetzel	7	24	18	2	.568	--	--	--	--	--	--
1916-17	Jack Watson	2	8	5	2	.600	4	3	0	.571	--	--
1918	Earl Pickering	All games postponed										
1919-48	E. Lowell Romney (Utah)	29	128	91	16	.579	88	70	12	.553	3	2
1949-50	George Melinkovich	2	5	16	0	.238	1	7	0	.125	--	--
1951-54	John O. Roning (Minnesota)	4	18	21	2	.463	14	13	1	.518	--	--
1955-58	Ev Faunce (Minnesota)	4	15	24	1	.388	8	17	1	.327	--	--
1959-62	John Ralston (California, 1951)	4	31	11	1	.733	11	6	1	.639	2	2
1963-66	Tony Knap (Idaho, 1939)	4	25	14	1	.638	--	--	--	--	--	--
1967-72	Chuck Mills (Illinois State, 1950)	6	38	23	1	.621	--	--	--	--	--	--
1973-75	Phil Krueger (Southeast Missouri State)	3	21	12	0	.636	--	--	--	--	--	--
1976-82	Bruce Snyder (Oregon, 1963)	7	37	38	2	.494	18	7	1	.712	2	--
1983-85	Chris Pella (Utah State, 1965)	3	9	24	0	.273	7	13	0	.350	--	--
1986-91	Chuck Shelton (Pittsburg State, 1965)	6	26	39	1	.402	25	16	1	.607	--	--
1992-94	Charlie Weatherbie (Okla. State, 1977)	3	15	19	0	.441	11	7	0	.611	1	1
1995-97	John L. Smith (Weber State, 1971)	3	16	18	0	.471	12	4	0	.750	2	1
1998-99	Dave Arslanian (Weber State, 1972)	2	7	15	0	.318	5	6	0	.454	--	--
2000-04	Mick Dennehy (Montana, 1973)	5	19	37	0	.339	9	10	0	.473	--	--
2005-	Brent Guy (Oklahoma State, 1983)	1	3	8	0	.272	2	6	0	.250	--	--
Totals		108	471	454	31	.512	215	185	17	.542	10	6



John Ralston



Chuck Mills



Charlie Weatherbie



John L. Smith



Brent Guy





# ROMNEY STADIUM

Named for E.L. "Dick" Romney, Utah State's all-time winningest football coach and former athletics director, Romney Stadium was officially dedicated on Sept. 27, 1969. The first game in Romney Stadium history came on Sept. 14, 1968, when Utah State defeated New Mexico State, 28-12.

There has been one major stadium addition since 1969. Thanks to a massive volunteer effort in 1980, 10,000 seats were added to the southern bowl which brought the capacity of the stadium to 30,257.

Prior to the 1997 season, approximately 4,000 chairback seats replaced wooden bleachers on the west side of the stadium.

Ahead of the 1999 season, new scoreboards were added at each end of the stadium and additional bleacher seats were installed as well. New aluminum bleachers replaced wooden bleachers on the lower sections of the east side of the stadium in 2001. In 2003 that project expanded to the upper sections.

In the summer of 2004, the bent bluegrass field was replaced with a state of the art synthetic turf by SprinTurf.

Prior to the 2005 season a new south end entrance, improved concession stands and restroom facilities as well as a widened concourse on the east side of the stadium were completed.

Immediately after the 2006 season, the current north endzone complex will be torn down and replaced with a two-story, 55,000 square foot facility that will house locker-rooms, athletic training facilities, an equipment room, coaches offices, and meeting rooms. The building is expected to be ready prior to the 2007 campaign.

A future phase of improvement will include a new press box and luxury suites on the west side of the stadium.

The stadium was designed specifically for football with all seats, until the 1980 expansion, located between the 15-yard lines and all directed toward the 50-yard line.

The first row of seats on the east, west and south sides are elevated eight-feet above the playing field and within 30 feet of the sidelines. Like most stadiums, the field runs north and south.

The glass-enclosed press box, located on the stadium's west side, was renovated in 1997 and features closed-circuit television monitors for replays. The press box can comfortably accommodate 36 writers with facilities for radio and TV broadcasters.

The stadium was financed by a student body which believed in athletics to the extent of underwriting a special bonding assessment for both Romney Stadium and the Dee Glen Smith Spectrum, which serves as home for Utah State's basketball, gymnastics and volleyball teams.

The continuing growth of Utah State's campus prompted University planners to relocate the original Romney Stadium, which was built in 1927 on the grounds where the Health, Physical Education and Recreation building now stands. That facility was dedicated on Oct. 8, 1927, in recognition of Coach Romney's lasting contributions to Utah State football. Romney, who guided the Aggies to four conference championships, compiled a 128-91-16 record (.579 winning percentage) in 29 seasons (1919-48).

That structure served as Utah State's home for 41 seasons (1927-67). Utah State played its final game in the old complex on Nov. 11, 1967, as the Aggies defeated Montana, 20-14.

Over the past 33 seasons, Utah State has compiled an 94-69 mark (.577 winning percentage) in Romney Stadium. Only 10 times in the 34-year history of the stadium has Utah State experienced a losing record at home.


Utah State's largest crowd to witness a game in Romney Stadium was 33,119 in a 45-17 loss to Brigham Young on Oct. 4, 1996.

## Romney Stadium Year-by-Year Records

Year	G	Att.	Avg.	Rec.	Pct.
1968	4	51,568	12,892	4-0	1.00
1969	4	48,262	12,066	0-4	.000
1970	3	31,477	10,492	1-2	.333
1971	5	54,637	10,927	4-1	.800
1972	5	48,939	9,788	5-0	1.00
1973	4	46,206	11,552	2-2	.500
1974	5	57,582	11,516	4-1	.800
1975	4	61,116	15,279	2-2	.500
1976	5	50,879	10,176	3-2	.600
1977	4	53,469	13,367	2-2	.500
1978	6	83,222	13,870	3-3	.500
1979	4	78,700	19,675	3-1	.750
1980	4	75,515	18,879	2-2	.500
1981	4	58,761	14,690	3-1	.750
1982	4	62,891	15,723	4-0	1.00
1983	5	67,070	13,414	4-1	.800
1984	5	48,411	9,682	1-4	.200
1985	4	58,527	14,632	1-3	.250
1986	4	41,531	10,383	2-2	.500
1987	4	46,959	11,740	2-2	.500
1988	5	64,809	12,962	4-1	.800
1989	4	62,638	15,660	1-3	.250
1990	5	75,466	15,093	4-1	.800
1991	4	39,341	9,835	3-1	.750
1992	5	73,596	14,719	3-2	.600
1993	5	99,821	19,964	3-2	.600
1994	5	91,635	18,327	1-4	.200
1995	6	89,595	14,933	2-4	.333
1996	6	129,206	21,534	4-2	.666
1997	5	93,062	18,612	3-2	.600
1998	6	85,480	14,247	2-4	.333
1999	5	87,199	17,440	2-3	.400
2000	5	99,549	19,910	3-2	.600
2001	5	108,922	21,784	3-2	.600
2002	5	105,562	21,112	3-2	.600
2003	5	74,604	14,921	3-2	.600
2004	4	78,000	19,500	2-2	.500
2005	5	54,482	10,896	2-3	.400

### TOTALS:

38 seasons/177 games  
2,507,904 total attendance  
(14,169 per game)  
101-76 (.571) W-L record



E.L. "Dick" Romney



## Romney Stadium Records

### Individual Records

#### Rushing Yards

USU: 292, Roger Grant (34 att.) vs. LBSU, 1990  
Opp: 220, Myron Hardeman (25 att.), Wyo, 1977

#### Passing Yards

USU: 561, Tony Adams (30 of 43) vs. Utah, 1972  
Opp.: 619, John Walsh (27 of 44), BYU, 1993

#### Touchdown Passes

USU: 5, Anthony Calvillo vs. BYU, 1993; Bob Gagliano vs. BYU, 1980; Tony Adams vs. Utah, 1972; Tony Adams vs. Idaho, 1972  
Opp: 6, Jim McMahan, BYU, 1980; Gifford Nielsen, BYU, 1977

#### Pass Receptions

USU: 15, Tom Forzani (193 yards) vs. Idaho, 1972  
Opp: 14, Geoffrey Noisy (296 yards), Nev., 1996

#### Pass Reception Yards

USU: 243, Kevin Alexander (9 rec.) vs. Pacific, '95  
Opp: 296, Geoffrey Noisy (14 rec.), Nevada, 1996

#### Total Offense Yards

USU: 537, Anthony Calvillo vs. BYU, 1993  
Opp.: 597, John Walsh, BYU, 1993

#### Field Goals Made

USU: 5, Brad Bohn (5 att.) vs. North Texas, 1998; Dene Garner (5 att.) vs. San Jose State, 1985  
Opp: 4, Rocky Costello (4 att.), Fresno State, 1983; Scott Kinney (5 att.), Pacific, 1982

### Team Records

#### Points

USU: 58 vs. BYU, 1993  
Opp: 70 by BYU, 1980

#### Rushing Yards

USU: 382 (70 att.) vs. Wichita State, 1968  
Opp: 494 by Texas Christian (56 att.), 1984

#### Passing Yards

USU: 567 vs. Utah (31 of 45), 1972  
Opponent: 619 by BYU (27 of 44), 1993

#### Total Offense

USU: 654 vs. BYU (98 plays), 1993  
Opp: 710 by BYU (75 plays), 1980

#### First Downs

USU: 34 vs. Pacific, 1990  
Opp: 37 by Utah, 1988

### Longest Plays

#### Longest Run

USU: 89 yards, Louie Giammona vs. Utah, 1974  
Opp: 76 yards, JaQuay Wilburn, No. Texas, 1998

#### Longest Pass Play

USU: 87 yards, Jeff Crosbie-Aaron Jones, BYU, 1999  
Opp: 93 yards, John Walsh to Tyler Anderson, BYU, 1993

#### Longest Punt

USU: 77 yards, Jerry Arguello vs. Idaho, 1998  
Opp: 72 yards, Dan Marelli, Utah, 1972

#### Longest Field Goal

USU: 59 yards, Dene Garner vs. N.M. State, 1986  
Opp: 61 yards, Ray Guy, Southern Miss, 1972

## Home Night Games

Score	Opponent	Year
L 24-28	vs. Baylor	1993
L 44-48	vs. Nevada	1993
L 17-32	vs. Utah	1994
L 21-23	vs. UNLV	1994
L 25-27	vs. UL-Lafayette	1994
L 14-38	vs. Boise State	1995
L 21-24	vs. So. Mississippi	1995
L 17-59	vs. Colorado State	1995
W 42-7	vs. No. Illinois	1995
W 20-17	vs. Utah	1996
W 57-27	vs. CS-Northridge	1996
L 17-45	vs. Brigham Young	1996
W 41-7	vs. Idaho State	1997
L 24-35	vs. Colorado State	1997
L 22-25	vs. New Mexico	1997
W 38-7	vs. N.M. State	1997
L 12-20	vs. Utah	1998
W 47-17	vs. Sam Houston St.	1998
L 16-20	vs. Oregon State	1998
W 51-17	vs. S.F. Austin	1999
L 31-34	vs. Brigham Young	1999
W 30-14	vs. Southern Utah	2000
L 42-43	vs. Wyoming	2001
L 21-38	vs. Oregon	2001
L 3-23	vs. Utah	2002
W 38-33	vs. Idaho State	2002
L 34-35	vs. Brigham Young	2002
W 28-10	vs. UL-Monroe	2003
L 21-48	vs. Wyoming	2003
W 14-7	vs. Idaho	2004
L 6-48	vs. Utah	2004
L 23-31	vs. North Texas	2004
W 34-31	UNLV	2005
12-21	overall	

### Single-Game Attendance Highs

Att.	Opp.	Date	Result
1. 33,119	BYU	Oct. 4, 1996	L 17-45
2. 31,287	Utah	Sept. 3, 1994	L 17-32
3. 31,220	BYU	Oct. 1, 1999	L 31-34
4. 30,757	Utah	Aug. 31, 2002	L 3-23
5. 30,341	BYU	Oct. 4, 2002	L 34-35
6. 30,257	Utah	Aug. 31, 1996	W 20-17
7. 29,814	Utah	Sept. 30, 2000	L 14-35
8. 29,024	BYU	Nov. 9, 1985	L 0-44
9. 28,243	Oregon	Sept. 29, 2001	L 21-38
10. 28,094	BYU	Oct. 13, 1979	L 24-48
9. 27, 235	Wyo.	Sept. 22, 2001	L 42-43
10. 26,906	BYU	Sept. 30, 1989	L 10-37
11. 26,715	SUU	Sept. 9, 2000	W 30-14
12. 26,594	Wyo.	Oct. 11, 2003	L 21-48
13. 26,328	BYU	Oct. 30, 1993	W 58-56
14. 25,688	BYU	Oct. 30, 1982	W 20-17

## Homecoming Results

Date	Opponent	Attn.	W/L	Score
11/2/29	Colorado College	8,000	W	10-0
10/11/30	Colorado	5,000	T	0-0
10/17/31	Denver	8,000	W	12-6
11/11/32	Colorado State	5,000	W	13-12
11/18/33	Brigham Young	7,000	W	14-0
11/10/34	Colorado State	10,000	T	21-21
11/2/35	Colorado State	7,000	W	13-0
10/24/36	Utah	14,000	W	12-0
10/31/37	Colorado State	6,000	W	7-0
10/22/38	Utah	9,500	L	0-33
10/28/39	Colorado State	7,000	L	0-9
10/12/40	Colorado	8,000	L	0-26
10/25/41	Colorado State	5,000	L	6-7
10/17/42	Utah	4,000	L	7-34
11/11/44	Idaho State	1,000	W	8-7
10/20/45	Colorado State	3,000	W	13-0
10/19/46	Colorado State	8,000	W	48-0
11/8/47	Colorado	8,000	W	35-12
10/23/48	Brigham Young	12,000	W	20-7
10/1/49	Montana	10,000	L	13-16
10/14/50	Wyoming	10,000	L	7-40
11/3/51	Utah	11,000	L	20-28
10/25/52	Colorado State	9,400	L	7-21
10/31/53	Montana	9,500	W	33-14
10/30/54	Brigham Young	11,000	W	45-13
10/15/55	Montana	10,000	W	32-6
10/27/56	Brigham Young	8,000	W	33-7
10/19/57	Montana	7,100	L	25-35
10/25/58	Colorado State	8,495	W	15-0
10/24/59	Montana State	7,729	W	22-13
10/29/60	Brigham Young	10,183	W	34-0
10/28/61	Idaho	6,934	W	69-0
10/27/62	Brigham Young	13,372	W	27-21
10/26/63	Pacific	11,453	W	40-14
10/24/64	Colorado State	12,565	W	42-13
10/16/65	Montana	11,853	W	54-21
10/15/66	Colorado State	12,678	L	7-10
10/14/67	Pacific	14,662	W	7-6
10/26/68	West Texas State	14,367	W	20-10
10/25/69	Memphis State	14,505	L	0-40
11/14/70	Idaho	9,285	L	14-42
10/16/71	Memphis State	5,041	W	7-6
11/11/72	Utah	19,434	W	44-16
11/3/73	Wyoming	11,792	W	31-20
10/26/74	West Texas State	12,355	W	21-16
11/8/75	Brigham Young	21,594	L	7-24
10/16/76	Utah	18,322	W	28-17
10/29/77	Boise State	6,216	L	16-23
10/28/78	San Jose State	18,226	W	31-21
11/3/79	CS-Fullerton	16,600	W	35-7
11/1/80	Pacific	15,128	W	21-7
10/24/81	San Jose State	16,071	L	24-27
10/30/82	BYU	25,688	W	20-17
10/15/83	Boise State	16,476	W	10-7
10/27/84	Pacific	8,597	W	41-14
10/26/85	Fresno State	10,702	L	19-38
10/25/86	UNLV	11,270	W	7-6
10/31/87	San Jose State	15,117	L	14-24
10/29/88	Pacific	13,147	W	23-20
10/14/89	Fresno State	13,137	L	7-34
10/27/90	UNLV	15,273	W	31-6
11/2/91	Fresno State	9,814	W	20-19
10/24/92	San Jose State	18,185	L	25-27
10/16/93	Nevada	20,263	L	44-48
10/22/94	Southwestern La.	20,016	L	25-27
10/15/95	Northern Illinois	17,188	W	42-7
10/26/96	Idaho	13,712	W	35-28
10/18/97	New Mexico St.	17,251	W	38-7
10/17/98	Idaho	14,206	L	14-26
10/9/99	Arkansas State	18,147	W	20-14
9/30/00	Utah	29,814	L	14-35
10/20/01	Idaho State	20,875	W	28-27
10/19/02	New Mexico (ot)	15,942	W	45-44
10/11/03	Wyoming	26,594	L	21-48
10/9/04	North Texas	17,895	L	23-31
10/08/05	San Jose State	12,542	W	24-17

All-Time Homecoming Record: 47-26-2 (.640)