



2011 MICHIGAN FOOTBALL



HAIL TO THE VICTORS VALIANT HAIL TO THE CONQUERING HEROES

11 NATIONAL TITLES

40 BOWL GAME APPEARANCES

42 BIG TEN TITLES

132 YEARS OF MICHIGAN FOOTBALL

ATHLETIC MEDIA RELATIONS • 1100 SOUTH STATE STREET • ANN ARBOR, MICHIGAN • OFFICE (734) 763-4423 • FAX (734) 647-1188 • MGOBLUE.COM

DID YOU KNOW?

- Michigan leads the all-time series with Eastern Michigan, 9-0. Including Saturday, all 10 games have been played in Ann Arbor.
- It marks the first time since 1976 U-M has opened a season with five consecutive home games.
- Michigan has won its last 10 regular season non-conference games.
- U-M has won its last 11 September games.
- Michigan's win last Saturday over Notre Dame gave the Wolverines their first three-game winning streak over the Fighting Irish since 1908. U-M won its first eight games over Notre Dame, spanning from 1887-1908.
- The Wolverines' 35-31 comeback win over Notre Dame from a 17-point deficit last Saturday was tied for the third-largest comeback victory in Michigan history.
- The Wolverines are plus-5 in turn-over margin. They were a combined minus-32 the last three seasons.

TABLE OF CONTENTS

Game Day Information.....1
 Quick Facts.....2-3
 Tale of the Tape.....4
 National Polls.....6
 U-M Record When9
 Game Notes.....4-11
 Starting Lineups 12
 Depth Chart..... 13
 Rosters.....14-17
 Brady Hoke18-19
 Coaching and Support Staff..... 19
 Individual Career Bests.....20-21
 Michigan Stadium.....22
 Game Recaps23-24

FOLLOW THE WOLVERINES ON ...

Twitter
 Twitter.com/umichfootball

Facebook
 Facebook.com/michiganfbll

iTunes
 Search MGoBlue

Eastern Michigan Eagles (2-0, 0-0 MAC) vs. Michigan Wolverines (2-0, 0-0 Big Ten Conference)

GAME 3: Saturday, September 17, 2011 • 12:00 p.m. ET
Michigan Stadium (109,901), Ann Arbor, Mich.



Series vs. Eastern Michigan: U-M Leads 9-0

Series Streak: U-M won 9

Last Meeting vs. Eastern Michigan:

U-M 45, Eastern Michigan 17 (Sept. 19, 2009)

Television: Big Ten Network

Radio: Michigan Sports Network

Live Stats: MGoBlue.com



GAMEDAY QUICK HITS

TELEVISION COVERAGE

Big Ten Network - 12:00 p.m. EDT
 Play-by-Play - Tom Hart
 Color Analyst - Derek Rackley
 Sideline Reports - Jon Jansen

FAMILIAR FACES WITH THE EAGLES

The Eastern Michigan coaching staff boasts three former U-M football players (Kurt Anderson, Mike Hart and Steve Morrison) and two former Wolverines assistant coaches (head coach Ron English and assistant coach Tom Burpee).

QUICK START FOR WOLVERINES

• U-M has started 2-0 for the third consecutive season. It marks the first time since 1995-97 the Wolverines have started 2-0 in three consecutive seasons. Michigan started 4-0 in 2009 and 5-0 in 2010.

BACK-TO-BACK

• Michigan has been honored during the first two weeks of the season with Big Ten Player of the Week honors. After becoming the first Michigan player to ever score two defensive touchdowns in the same game against Western Michigan, senior linebacker BRANDON HERRON earned Defensive Player of the Week honors. Junior quarterback DENARD ROBINSON was honored this week as the Big Ten Offensive Player of the Week after scoring five touchdowns and passing for a career-best 338 yards and four touchdowns in Saturday's dramatic 35-31 comeback victory vs. Notre Dame.

RADIO COVERAGE

The Michigan Football Radio Network is comprised of 36 affiliates in addition to Armed Services Radio and Sirius (Channel 135)/XM (Channel 198). Frank Beckmann handles play-by-play with Jim Brandstatter serving as the color analyst. Doug Karsch provides sideline reports and analysis.

WOLVERINES AND EAGLES

Michigan and Eastern Michigan will meet on the gridiron for the 10th time on Saturday (Sept. 17). The Wolverines hold a 9-0 advantage in the all-time series against the Eagles. All nine previous games were played in Ann Arbor, with six of those games coming at Michigan Stadium. U-M has outscored EMU by a 296 to 59 margin, with six of those previous nine matchups being shutouts.

2011 SCHEDULE AND RESULTS

| DATE | RANK | OPPONENT | RESULT | TIME | TV | ATTEND. |
|----------|-------|---------------------|----------|-----------|------|---------|
| Sept. 3 | - / - | Western Michigan | W, 34-10 | 3:30 p.m. | ABC | 110,506 |
| Sept. 10 | - / - | Notre Dame | W, 35-31 | 8:00 p.m. | ESPN | 114,804 |
| Sept. 17 | - / - | Eastern Michigan | | Noon | BTN | |
| Sept. 24 | - / - | San Diego State | | Noon | BTN | |
| Oct. 1 | - / - | Minnesota* | | TBA | | |
| Oct. 8 | - / - | at Northwestern * | | 7 p.m. | BTN | |
| Oct. 15 | - / - | at Michigan State * | | TBA | | |
| Oct. 29 | - / - | Purdue (HC) * | | Noon | | |
| Nov. 5 | - / - | at Iowa * | | TBA | | |
| Nov. 12 | - / - | at Illinois * | | TBA | | |
| Nov. 19 | - / - | Nebraska * | | TBA | | |
| Nov. 26 | - / - | Ohio State * | | TBA | | |

All Times Eastern
 * Big Ten Games

Home Games Bold at Michigan Stadium

Rank (U-M / Opponent) from the Associated Press Top 25 Poll

MICHIGAN FOOTBALL QUICK FACTS

MEDIA RELATIONS

Phone: (734) 763-4423
Fax: (734) 647-1188
Internet Site: MGoBlue.com

Mailing Address:
 Public and Media Relations
 University of Michigan
 1100 S. State St.
 Ann Arbor, MI 48109-2201

ASSOCIATE A.D.
 David Ablauf (dablauf@umich.edu)

FOOTBALL
 Justin Dickens (dickensj@umich.edu)

SECONDARY FOOTBALL/LACROSSE
 Matt Trevor (mtrevor@umich.edu)

PUBLICATIONS
 Barb Cossman (bcossman@umich.edu)

MEN'S BASKETBALL/MEN'S AND WOMEN'S GOLF
 Tom Wywrot (twywrot@umich.edu)

WRESTLING/MEN'S AND WOMEN'S TENNIS
 Leah Howard (lchoward@umich.edu)

WOMEN'S BASKETBALL/WOMEN'S WATER POLO
 Zena Lewis

BASEBALL/FIELD HOCKEY
 Kent Reichert (kereiche@umich.edu)

WOMEN'S GYMNASTICS/WOMEN'S SOCCER/WOMEN'S SWIMMING AND DIVING
 Brad Rudner (brudner@umich.edu)

ICE HOCKEY/WOMEN'S ROWING
 TBA

VOLLEYBALL/SOFTBALL
 Sarah VanMetre (vanmetre@umich.edu)

MEN'S AND WOMEN'S TRACK AND FIELD AND CROSS COUNTRY/ SECONDARY MEN'S BASKETBALL
 Whitney Dixon (whitdix@umich.edu)

MEN'S SOCCER/MEN'S SWIMMING AND DIVING/MEN'S GYMNASTICS/ WOMEN'S WATER POLO
 TBA

DIRECTOR OF INTERNET
 Jon Ripperger (ripp@umich.edu)

INTERNET
 Matt Baumer (mbaumer@umich.edu)

OFFICE MANAGER
 Tara Preston (tlap@umich.edu)

ADMIN. ASST.
 Joan Medrich (jmedrich@umich.edu)

UNIVERSITY INFORMATION

School: University of Michigan
Location: Ann Arbor, Mich.
Enrollment: 41,942
Founded: 1817
University President: Mary Sue Coleman
Director of Athletics: Dave Brandon
Nickname: Wolverines
Colors: Maize and Blue
Band: Michigan Marching Band
Fight Song: The Victors
Conference: Big Ten

FOOTBALL INFORMATION

First Year of Varsity Status: 1879
All-Time Record: 886-308-36 (132nd season)
All-Time Big Ten Record: 467-183-18 (105th season)
National Titles: 11
Big Ten Championships: 42
Bowl Games (Record): 40 (19-21)
Consensus All-Americans: 77
First-Team All-Big Ten Selections: 392

MICHIGAN STADIUM

Completed: 1927 (85th season)
Stadium Capacity: 109,901
Surface: FieldTurf (artificial)
Largest Crowd (Opp., Year): 114,804 (Notre Dame, 2011)
Record at Michigan Stadium: 386-120-15
Consecutive 100,000-plus Crowds: 232 (Nov. 8, 1975 to current)

2011 SEASON IN REVIEW

Overall Record: 2-0 (1,000)
Big Ten Record: 0-0 (-)
Home: 2-0 / **Away:** 0-0 / **Neutral:** 0-0

MICHIGAN HEAD COACHES

| | | | |
|--------------------------|------------------------|---------------|---------|
| Brady Hoke | 2011-present | 2-0 | (1,000) |
| Rich Rodriguez | 2008-10 | 15-22 | (.405) |
| Lloyd Carr | 1995-2007 | 122-40 | (.753) |
| Gary Moeller | 1990-94 | 44-13-3 | (.758) |
| Bo Schembechler | 1969-89 | 194-48-5 | (.796) |
| Bump Elliott | 1959-68 | 51-42-2 | (.547) |
| Bennie Oosterbaan | 1948-58 | 63-33-4 | (.650) |
| Fritz Crisler | 1938-47 | 71-16-3 | (.806) |
| Harry Kipke | 1929-37 | 46-26-4 | (.632) |
| Tad Wieman | 1927-28 | 9-6-1 | (.594) |
| George Little | 1924 | 6-2 | (.750) |
| Fielding Yost | 1901-23, 1925-26 | 165-29-10 .. | (.833) |
| Biff Lea | 1900 | 7-2-1 | (.750) |
| Gustave Ferbert | 1897-99 | 24-3-1 | (.875) |
| William Ward | 1896 | 9-1 | (.900) |
| William McCauley | 1894-95 | 17-2-1 | (.875) |
| Frank Barbour | 1892-93 | 14-8 | (.636) |
| M. Murphy/F. Crawford .. | 1891 | 4-5 | (.444) |

FOOTBALL HISTORY

First Year of Football1879
 All-Time Record886-308-36 (.735)
 All-Time Conference Record467-184-18 (.712)
 All-Time Bowl Record19-21 (.475)

National Championships 11
 1901, 1902, 1903, 1904, 1918, 1923, 1932, 1933, 1947, 1948, 1997

Conference Championships42
 1898, 1901, 1902, 1903, 1904, 1906, 1918, 1922, 1923, 1925, 1926, 1930, 1931, 1932, 1933, 1943, 1947, 1948, 1949, 1950, 1964, 1969, 1971, 1972, 1973, 1974, 1976, 1977, 1978, 1980, 1982, 1986, 1988, 1989, 1990, 1991, 1992, 1997, 1998, 2000, 2003, 2004

Bowl Appearances 40
 1901, 1947, 1950, 1964, 1969, 1971, 1975, 1976, 1977, 1978, 1979, 1980, 1981, 1982, 1983, 1984, 1985, 1986, 1987, 1988, 1989, 1990, 1991, 1992, 1993, 1994, 1995, 1996, 1997, 1998, 1999, 2000, 2001, 2002, 2003, 2004, 2005, 2006, 2007, 2010

Undefeated Seasons 23
 1879, 1880, 1884, 1885, 1886, 1887, 1898, 1901, 1902, 1903, 1904, 1910, 1918, 1922, 1923, 1930, 1932, 1933, 1947, 1948, 1973, 1992, 1997

10+ Win Seasons..... 25
 1898, 1901, 1902, 1903, 1904, 1905, 1947, 1971, 1972, 1973, 1974, 1976, 1977, 1978, 1980, 1985, 1986, 1989, 1991, 1997, 1998, 1999, 2002, 2003, 2006

Most Consecutive Wins29 (Sept. 28, 1901 – Oct. 31, 1903)
 All-Time Points Scored..... 30,493 (No. 2 nationally)
 First-Team All-Americans 124 (77 consensus)
 First-Team All-Big Ten Players..... 392 (No. 1 in the Big Ten)
 Heisman Trophy Winners..... 3 (1941, 1991, 1997)
 Years with U-M Player in Heisman Top 10..... 26
 National Award Winners 10
 College Football Hall of Fame Members 35
 All-Time NFL Draft Picks371 (two No. 1 picks)
 All-Time First Round Picks 50
 Michigan on TV421 Games; 274-139-8 (No. 1 nationally)
 First TV Game U-M 55, MSU 0 (Sept. 27, 1947 on WWJ-TV)

MICHIGAN FOOTBALL BY DECADE

| | |
|--------------------------------|--------------------------|
| 2010s..... | 9-6 (.600) |
| 2000s..... | 81-43-0 (.653) |
| 1990s..... | 93-26-3 (.775) |
| 1980s..... | 90-29-2 (.752) |
| 1970s..... | 96-16-3 (.848) |
| 1960s..... | 55-40-0 (.579) |
| 1950s..... | 52-36-3 (.588) |
| 1940s..... | 74-15-3 (.821) |
| 1930s..... | 53-26-4 (.663) |
| 1920s..... | 58-16-4 (.769) |
| 1910s..... | 52-18-6 (.723) |
| 1900s..... | 82-8-3 (.898) |
| 1890s..... | 72-20-2 (.777) |
| 1880s (no games in 1882) | 18-9-0 (.667) |
| 1879..... | 1-0-1 (.750) |
| Overall | 886-308-36 (.735) |

| WEEKLY MEDIA AVAILABILITIES | | |
|---|--|---|
| MONDAY | TUESDAY | WEDNESDAY |
| 12:30 P.M. - Head Coach Brady Hoke Press Conference at Junge Family Champions Center 1 P.M. - Players' Press Conference at Junge Family Champions Center | 12:10-12:20 P.M. - Head Coach Brady Hoke Big Ten Teleconference Call 3:30-3:50 P.M. - Media practice opportunity for first 20 minutes (b-roll and still photos) 5:30 P.M. - Greg Mattison and Al Borges available in interview area post-practice 6:00 P.M. - Players available in interview area post-practice | 12-12:15 P.M. - Head Coach Brady Hoke available in interview area 12:15-12:30 P.M. - Offensive and defensive player available in interview area *All interview requests should be directed to the University of Michigan Public and Media Relations office. |

INSIDE MICHIGAN FOOTBALL

Inside Michigan Football, the University of Michigan Athletic Department-owned football show, returns for a fourth season with the first episode on Monday, Aug. 29 at 6 p.m. on Fox Sports Detroit. Hosted by Jim Brandstatter, the half-hour show will feature analysis from head coach Brady Hoke and be packed with highlights and behind-the-scenes features on Michigan football.

Inside Michigan Football will be broadcast 15 times throughout the season, airing every Monday (start time varies from 5:30-6:30 p.m.) on FSN Detroit, with re-air on Thursday at 12:30 p.m. and Friday at 2 p.m. Additional airings on FS Detroit and the Big Ten Network will be announced later.

Unfortunately, due to Big Ten Network regulations, Inside Michigan Football will not be available on MGoBlue.com.

Following are the days and times the show airs:

| Station | Day, Time |
|-----------------|----------------------|
| FSN Detroit | Monday, 6:30 p.m. |
| FSN Detroit | Thursday, 12:30 p.m. |
| FSN Detroit | Friday, 2 p.m. |
| Big Ten Network | Wednesday, Noon |

Times are Eastern

BIG TEN TELECONFERENCE

The Big Ten Teleconferences run throughout the season on a weekly basis, starting Tuesday, Aug. 30. Head coach Brady Hoke will participate on the conference call at 12:10 p.m. Eastern (11:10 a.m. Central). The media call-in number can be obtained by calling the Big Ten Conference. Following is the coaches teleconference lineup:

| Time | Coach |
|-------------------------|-------------------------------|
| LEGENDS DIVISION | |
| 12:00 | Pat Fitzgerald, Northwestern |
| 12:10 | Brady Hoke, Michigan |
| 12:20 | Bo Pelini, Nebraska |
| 12:30 | Mark Dantonio, Michigan State |
| 12:40 | Kirk Ferentz, Iowa |
| 12:50 | Jerry Kill, Minnesota |

| Time | Coach |
|-------------------------|--------------------------|
| LEADERS DIVISION | |
| 1:00 | Ron Zook, Illinois |
| 1:10 | Danny Hope, Purdue |
| 1:20 | Joe Paterno, Penn State |
| 1:30 | Bret Bielema, Wisconsin |
| 1:40 | Luke Fickell, Ohio State |
| 1:50 | Kevin Wilson, Indiana |

MICHIGAN RADIO NETWORK

In its ninth season as a division of IMG College, the Michigan Sports Network represents one of the largest and most-listened to college sports network in the Midwest. Anchored by WWJ-AM (950) in Detroit, the Michigan Radio Network is comprised of 36 affiliate stations that cover the state of Michigan during football season. In addition, U-M football can also be heard on American Armed Forces Radio and is also available on Sirius/XM. Frank Beckmann (play-by-play) and Jim Brandstatter (color) bring the action to you from the booth, with Doug Karsch providing sideline reports and analysis. Following is a list of radio affiliates:

| City | Station | Dial Pos. |
|------------------|---------|-----------|
| Alma | WQBX | 104.9 FM |
| Alpena | WATZ | 1450 AM |
| Ann Arbor | WTKA | 1050 AM |
| Ann Arbor | WWWW | 102.9 FM |
| Battle Creek | WBXX | 104.9 FM |
| Benton Harbor | WSJM | 1400 AM |
| Big Rapids | WBRN | 1460 AM |
| Big Rapids | WBRN-FM | 107.7 FM |
| Cadillac | WATT | 1240 AM |
| Cassopolis | WGTO | 910 AM |
| Charlevoix | WMKT | 1270 AM |
| Detroit | WWJ | 950 AM |
| Escanaba | WDBC | 680 AM |
| Flint | WTRX | 1330 AM |
| Grand Haven | WGHN | 1370 AM |
| Grand Rapids | WOOD | 1300 AM |
| Ishpeming | WIAN | 1240 AM |
| Jackson | WKHM | 970 AM |
| Kalamazoo | WNWN | 1560 AM |
| Kalamazoo | WQLR | 1660 AM |
| Lansing | WQTX | 92.1 FM |
| Ludington | WKZC | 94.9 FM |
| Marine City | WHLX | 1590 AM |
| Marquette | WDMJ | 1320 AM |
| Muskegon | WOOD | 106.9 FM |
| Newberry | WNBY | 1450 AM |
| Niles | WNIL | 1290 AM |
| Oscoda | WWTH | 100.7 FM |
| Petoskey | WMKT | 92.1 FM |
| Port Huron | WHL5 | 1450 AM |
| Reed City | WBRN | 95.1 FM |
| Rogers City | WHAK | 980 AM |
| Rogers City | WHAK | 99.9 FM |
| Saginaw | WSGW | 790 AM |
| Sault Ste. Marie | WKNW | 1400 AM |
| Traverse City | WTCM | 580 AM |

INSIDE MICHIGAN FOOTBALL RADIO SHOW

Head Coach Brady Hoke will appear each week on the Inside Michigan Football Radio Show. The hour-long show originates on WXYT Radio every Wednesday evening at 7 p.m., with Jim Brandstatter hosting the show. The show is broadcast live from Pizza House (PizzaHouse.com) located at 618 Church Street in Ann Arbor. Following are the stations covering the show:

| City | Station | Dial Pos. |
|---------------|---------|-----------|
| Ann Arbor | WTKA | 1050 AM |
| Battle Creek | WBCK | 930 AM |
| Benton Harbor | WSJM | 1400 AM |
| Cassopolis | WGTO | 910 AM |
| Detroit | WXYT | 1270 AM |
| Saginaw | WSGW | 790 AM |
| Traverse City | WTCM | 580 AM |

MGOBLUE.COM

U-M football can also be heard on American Armed Forces Radio and is also available on Sirius Satellite Radio.

TALE OF THE TAPE

2011 STATISTICS

OFFENSE

| MICHIGAN | CATEGORY | EASTERN MICHIGAN |
|----------|---------------------------------|------------------|
| 34.5 | Scoring | 27.5 |
| 370.0 | Total Yards | 419.0 |
| 152.0 | Rushing Offense | 331.0 |
| 218.0 | Passing Offense | 88.0 |
| 172.5 | Pass Efficiency | 99.2 |
| 33 | First Downs | 40 |
| 40 % | 3rd-Down Conv. | 38 % |
| 100 % | 4th-Down Conv. | 50% |
| 1 | Sacks Allowed | 3 |
| 100 % | Red Zone Offense (TD Eff.) | 71 % |
| 100% | Red Zone Offense (Scoring Eff.) | 86 % |
| 13.0 | Punt Returns | 12.0 |
| 19.4 | Kick Returns | 24.0 |
| 39.3 | Avg. Punting | 36.3 |
| 35.6 | Net Punting | 34.3 |
| 0-0 | Field Goals | 2-3 |
| 10 | Penalties | 18 |
| +5 | Turnover Margin | Even |
| 20:37 | Time Of Possession | 31:01 |

2011 STATISTICS

DEFENSE

| MICHIGAN | CATEGORY | EASTERN MICHIGAN |
|----------|---------------------------------|------------------|
| 20.5 | Scoring | 16.0 |
| 396.0 | Total Yards | 212.0 |
| 147.0 | Rushing Defense | 41.5 |
| 249.0 | Passing Defense | 128.0 |
| 135.3 | Pass Efficiency | 170.5 |
| 45 | First Downs | 29 |
| 56 % | 3rd-Down Conv. Allowed | 34 % |
| 100 % | 4th-Down Conv. Allowed | 0 % |
| 2 | Sacks By | 10 |
| 50 % | Red Zone Defense (TD Eff.) | 0 % |
| 63 % | Red Zone Defense (Scoring Eff.) | 50 % |
| 5.2 | Punt Returns | 0.0 |
| 23.1 | Kick Returns | 13.2 |
| 37.8 | Avg. Punting | 37.3 |
| 33.5 | Net Punting | 32.8 |
| 2-3 | Field Goals Against | 1-2 |
| 17 | Penalties | 12 |
| 31:09 | Opponent Time Of Possession | 28:59 |

MICHIGAN VS. EASTERN MICHIGAN
MICHIGAN LEADS ALL-TIME SERIES 9-0

H: 9-0 / **A:** 0-0 / **N:** 0-0

| Year | W/L | Score | Site | Rank |
|------|-----|-------|------|------|
| 1896 | W | 18-0 | H | |
| 1897 | W | 24-0 | H | |
| 1898 | W | 21-0 | H | |
| 1930 | W | 7-0 | H | |
| 1931 | W | 34-0 | H | |
| 1998 | W | 59-20 | H | |
| 2005 | W | 55-0 | H | 14/- |
| 2007 | W | 33-22 | H | |
| 2009 | W | 45-17 | H | 25/- |

SERIES HISTORY

- The two programs, separated by only 11 miles, will meet for just the 10th time on Saturday.
- Michigan has claimed victories in all nine previous matchups.
- U-M has outscored the Eagles (Hurons, former nickname) by a 296 to 59 margin.
- The Hurons did not score a point six of the first seven match-ups in the series.
- The first game played between the two schools came in 1896, an 18-0 victory by the Wolverines at U-M's Regents Field.

THE LAST TIME VS. EASTERN MICHIGAN...

- Holding a 24-17 halftime lead, Michigan scored 21 unanswered second-half points to defeat Eastern Michigan, 45-17. Michigan totaled 448 yards, including 380 yards rushing, and was led by CARLOS BROWN's 187 yards and two touchdowns. Quarterback DENARD ROBINSON also ran for touchdowns of 13 and 36 yards.

BRADY HOKE AGAINST EASTERN MICHIGAN

- Head Coach Brady Hoke is 4-2 against Eastern Michigan. Hoke, who owns a 28-21 mark against MAC schools, was head coach of Ball State for six seasons (2003-08) and led Ball State to an 8-0 conference mark in 2008.

MICHIGAN VS. MID AMERICAN CONFERENCE

- Michigan is 28-1 against teams currently in the MAC.
- The Wolverines have outscored MAC opponents by a 1013-281 margin in those 29 games.
- All 29 of the games against MAC schools have been played at Michigan Stadium.
- U-M defeated Western Michigan 34-10 on 9/3/11, and this is the 12th consecutive year that Michigan has matched up with a MAC school.

U-M HEAD-TO-HEAD AGAINST MAC

| School | W | L | T | Pct. |
|-------------------|-----------|----------|----------|-------------|
| Ball State | 1 | 0 | 0 | 1.000 |
| Bowling Green | 2 | 0 | 0 | 1.000 |
| Buffalo | 1 | 0 | 0 | 1.000 |
| Central Michigan | 3 | 0 | 0 | 1.000 |
| Eastern Michigan | 9 | 0 | 0 | 1.000 |
| Miami of Ohio | 5 | 0 | 0 | 1.000 |
| Northern Illinois | 1 | 0 | 0 | 1.000 |
| Toledo | 0 | 1 | 0 | .000 |
| Western Michigan | 6 | 0 | 0 | 1.000 |
| Totals | 28 | 1 | 0 | .964 |

WOLVERINES FACE TOUGH SCHEDULE IN 2011

- Eight of Michigan's 12 2011 regular-season opponents received bowl bids in 2010, while compiling a 72-33 record (.686 winning percentage).

LAST WEEK...

Michigan forced five turnovers to rally from a 17-point fourth-quarter deficit to defeat Notre Dame, 35-31, last Saturday at Michigan Stadium. DENARD ROBINSON's 16-yard pass to ROY ROUNDTREE with two seconds left gave Michigan the victory. It marked the third consecutive season the Wolverines defeated Notre Dame in the final 27 seconds of the game (2009, Tate Forcier to Greg Mathews with 11 seconds remaining; 2010, Robinson two-yard rush with 27 seconds remaining). U-M's win tied for the third-largest comeback victory in school history.

Robinson totaled 446 of the team's 452 yards. He had a career-best 338 yards and four touchdowns passing, while rushing for 108 yards and a touchdown on 16 carries. He became the 15th Wolverine to have 10 career 100-plus yard games.

Michigan scored two touchdowns in the final 1:12 of the game. Robinson first drove the Wolverines 58 yards on five plays in 1:04, capped off by a Vincent Smith 21-yard touchdown pass to give U-M its first lead of the game, 28-24.

Following a four-play, 61-yard touchdown drive to give Notre Dame a 31-28 lead with :30 left, Robinson led Michigan on a three-play, 80-yard touchdown drive for the game-winner. Robinson hit JEREMY GALLON on a 64-yard pass on 2nd-and-10 from the Michigan 20, reaching the Notre Dame 16-yard line. One play later, Robinson hit Roundtree for the game-winning score.

ENTERING 2011...

- Michigan returns 18 starters from 2010, nine on offense and nine on defense.

- On offense, C DAVID MOLK, RG PATRICK OMAMEH, QB DENARD ROBINSON and WR ROY ROUNDTREE started all 13 games in 2010, while DE RYAN VAN BERGEN, DE CRAIG ROH, LB CAM GORDON and S JORDAN KOVACS started all 13 games on defense.

- The offensive line welcomes back four starters from the 2010 squad that allowed only 11 sacks and helped U-M total a school-record 6,353 yards of offense. MOLK, OMAMEH, LT TAYLOR LEWAN and RT MARK HUYGE have combined for 74 career starts and 87 career games on the offensive line.

- Of the 16 players that scored a touchdown for Michigan in 2010, 13 return in 2011.

- U-M returns eight of 10 players from 2010 that had a rushing attempt, and six of seven players that scored a rushing touchdown.

- U-M returns 13 of 16 players from 2010 that had a reception, seven of eight players with 75-plus receiving yards and seven of nine players that recorded a touchdown catch.

2011 CAPTAINS

- The U-M football team elected three seniors, TE KEVIN KOGER, C DAVID MOLK and DT MIKE MARTIN, as captains for the 132nd team in school history.
- The three players were selected in a vote of their teammates during fall camp.

2011 AWARDS

Senior Linebacker Brandon Herron

- Walter Camp National Defensive Player of the Week (9/3 vs. Western Michigan)
- Big Ten Defensive Player of the Week (9/3 vs. Western Michigan)
- College Sports Madness Big Ten Defensive Player of the Week (9/3 vs. Western Michigan)
- CFPA National Defensive Performer of Week 1
- CFPA Linebacker Performer of the Week (9/3 vs. Western Michigan)

Senior Tight End Kevin Koger

- Mackey Award (watch list)

Junior Defensive Back Jordan Kovacs

- Lott IMPACT Trophy (watch list)

Senior Defensive Tackle Mike Martin

- Bednarik Award (watch list)
- Rotary Lombardi Award (watch list)

Senior Center David Molk

- Rimington Trophy (watch list)
- Rotary Lombardi Award (watch list)

Junior Quarterback Denard Robinson

- Davey O'Brien National Quarterback Award (watch list)
- Manning Award (watch list)
- Maxwell Award (watch list)
- Paul Hornung Award (watch list)
- Walter Camp Player of the Year (watch list)
- Big Ten Offensive Player of the Week (vs. Notre Dame 9/10)
- Rivals.com National and Big Ten Player of the Week (vs. Notre Dame 9/10)

Junior Wide Receiver Roy Roundtree

- Biletnikoff Award (watch list)

Senior Defensive End Ryan Van Bergen

- Ted Hendricks Award (watch list)

BIG PLAY THREATS

- The Maize and Blue has produced 10 plays from scrimmage that have chewed up 20+ yards, three vs. WMU and seven vs. Notre Dame. Five different U-M players contributed big plays against the Fighting Irish.

Fifth-year senior wide receiver JUNIOR HEMINGWAY had three catches (43 TD, 45, 77) for 165 yards vs. ND. The 77-yard play was U-M's longest passing play since 2007.

Long passes were also completed against ND to junior/sophomore receiver JEREMY GALLON (67 yards), fifth-year senior receiver KELVIN GRADY (27) and junior running back VINCENT SMITH (21, TD).

POCKET PRESENCE

- Michigan's offensive line allowed just 11 sacks in 2010, which led the Big Ten. That trend has continued in 2011. The line has allowed one sack in two games.

RED ZONE RETURNS

- The Wolverines are 5-for-5 to start the season in red zone touchdown efficiency. Junior/sophomore running back FITZGERALD TOUSSAINT had two red zone touchdowns vs. WMU 9/3.
- U-M had three red zone touchdowns against

Notre Dame in as many trips inside the 20.

- Michigan scored on 78.0 percent of its red zone opportunities in 2010 (44-55).
- Forty (40) of those 44 scores were touchdowns with four field goals (28 rushing/12 passing).

TURNOVER MARGIN

- The Wolverines had a +3 turnover margin vs. Western Michigan 9/3, the first time they won the turnover margin since 9/11/10 at Notre Dame (+3). Michigan continued that trend 9/10 vs. Notre Dame with a +2 margin. The Wolverines are now +5 for the 2011 season.

QUICK-STRIKE OFFENSE

- Michigan scored five touchdowns vs. Notre Dame 9/10, and all five touchdown drives came on five plays or less. In all five scoring drives, U-M totaled 306 yards on 19 plays. The longest drive took 2:35, while the Wolverines covered 80 yards on three plays in :30 for the game-winning touchdown.
- Michigan had three offensive touchdown drives vs. WMU 9/3, including one that took just three plays to cover 87 yards in :40.
- In 2010, Michigan scored 24 touchdowns on drives that elapsed two minutes or less; 12 of those drives spanned less than one minute. The Wolverines scored 10 touchdowns on drives that took three plays or less.

THIRD-DOWN EFFICIENCY

- U-M has converted on 6-of-15 third-down opportunities (40%) this season.
- The three third-down conversions vs. WMU contributed to a pair of touchdown drives.
- Two of the three third-down conversions against Notre Dame led to touchdowns.
- A season ago, U-M was 45% on third downs.

SLOW STARTERS, FAST FINISHERS

- Michigan has been held without a point in the first quarter of each of the first two games.
- Michigan was just three points shy of tying the school record for most points in a fourth quarter (31) when it racked up 28 points against Notre Dame to pull out a come-from-behind win.

A LOOK BACK AT 2010:

OFFENSIVE NOTES

- U-M had one of the nation's most balanced offenses, averaging 238.5 yards rushing and 250.2 yards passing per contest.
- The Wolverines scored 68 touchdowns in 2010 (35 rushing, 23 passing).
- Michigan led the Big Ten in total offense (488.7 ypg), and was second in passing (250.2 ypg) and third in rushing (238.5 ypg).
- U-M was third in scoring offense with an average of 32.8 points per game.
- Michigan's signal callers completed over 60 percent of their pass attempts (243-of-385; 63.1 percent).

OFFENSE SETS YARDAGE MARK

- U-M set a school record with 6,353 yards of total offense in 2010. It surpassed the mark of 5,807 yards attained during the 2003 season.
- Michigan gained 3,101 rushing yards and 3,252 passing yards during the season.

A LOOK AT THE WOLVERINES . . .

OFFENSE

Offensive Formation: Pro Style

Offensive Starters Returning/Lost: 8/3

Offensive Lettermen Returning/Lost: 27/9

RETURNING STARTERS FROM 2010

| Player | Pos. | Ht. | Wt. | Year/Elig. |
|------------------|------|-----|-----|------------|
| Junior Hemingway | WR | 6-1 | 225 | 5th Sr. |
| Kevin Koger | TE | 6-4 | 258 | Sr. |
| Taylor Lewan | LT | 6-8 | 302 | Jr./So. |
| David Molk | C | 6-2 | 286 | 5th Sr. |
| Patrick Omameh | RG | 6-4 | 300 | Sr./Jr. |
| Denard Robinson | QB | 6-0 | 195 | Jr. |
| Mark Huyge* | RT | 6-6 | 302 | 5th Sr. |
| Roy Roundtree | WR | 6-0 | 177 | Sr./Jr. |
| Michael Shaw* | RB | 6-1 | 195 | Sr. |
| Vincent Smith* | RB | 5-6 | 172 | Jr. |

*split time as starter.

Individual Statistical Rankings in 2010

| Category | Avg. | Big Ten | NCAA |
|-------------------------|--------------|---------|-------|
| D. Robinson, Rushing | 130.9 avg. | 1st | 4th |
| D. Robinson, Total Off. | 328.6 avg. | 1st | 2nd |
| D. Robinson, Pass Eff. | 149.6 rating | 6th | 20th |
| D. Robinson, Scoring | 6.5 ppg | 7th | T92nd |
| D. Robinson, All-Purp. | 130.9 avg. | 3rd | T34th |
| D. Robinson, Passing | 197.7 avg. | 7th | 60th |
| R. Roundtree, Rec. | 5.5 avg. | 4th | T35th |
| R. Roundtree, Rec. Yds. | 71.9 avg. | 3rd | 44th |
| R. Roundtree, Rec. Yds. | 935 | - | 42nd |
| J. Hemingway, Rec. Yds. | 59.3 avg. | - | 91st |

DEFENSE

Defensive Formation: 4-3

Defensive Starters Returning/Lost: 8/3

Defensive Lettermen Returning/Lost: 26/13

RETURNING STARTERS FROM 2010

| Player | Pos. | Ht. | Wt. | Year/Elig. |
|-----------------|------|------|-----|------------|
| Courtney Avery | CB | 5-11 | 173 | So. |
| Kenny Demens | LB | 6-1 | 248 | Sr./Jr. |
| J.B. Fitzgerald | LB | 6-3 | 241 | Sr. |
| J.T. Floyd% | CB | 6-0 | 185 | Sr./Jr. |
| Cam Gordon | LB | 6-3 | 222 | Jr./So. |
| Jordan Kovacs | S | 6-0 | 197 | Sr./Jr. |
| Mike Martin | NT | 6-2 | 304 | Sr. |
| Craig Roh | LB | 6-5 | 269 | Jr. |
| Ryan Van Bergen | DT | 6-6 | 288 | 5th Sr. |
| Troy Woolfolk# | CB/S | 6-0 | 191 | 5th Sr. |

% Injured and missed part of 2010 season

Missed entire season due to injury

Individual Statistical Rankings in 2010

| Category | Avg. | Big Ten | NCAA |
|------------------------|-----------|---------|-------|
| K. Demens, Tackles | 6.3 avg. | 19th | - |
| C. Gordon, Tackles | 6.1 avg. | T24th | - |
| C. Gordon, F Recovered | 0.17 avg. | T2nd | T65th |
| J. Kovacs, Tackles | 9.3 avg. | 2nd | T32nd |
| R. Van Bergen, Sacks | 0.33 avg. | T8th | |

THE NATIONAL POLLS

Associated Press Media Poll (Aug. 20)

| Team | Record | Points | Previous |
|-----------------------|--------|--------|----------|
| 1. Oklahoma (32) | 1-0 | 1441 | 1 |
| 2. Alabama (9) | 2-0 | 1422 | 3 |
| 3. LSU (17) | 2-0 | 1416 | 2 |
| 4. Boise State (2) | 1-0 | 1309 | 4 |
| 5. Florida State | 2-0 | 1194 | 5 |
| 6. Stanford | 2-0 | 1161 | 6 |
| 7. Wisconsin | 2-0 | 1091 | 8 |
| 8. Oklahoma State | 2-0 | 1034 | 9 |
| 9. Texas A&M | 1-0 | 1023 | 7 |
| 10. Nebraska | 2-0 | 893 | 10 |
| 11. South Carolina | 2-0 | 888 | 12 |
| 12. Oregon | 1-1 | 848 | 13 |
| 13. Virginia Tech | 2-0 | 830 | 11 |
| 14. Arkansas | 2-0 | 768 | 14 |
| 15. Michigan State | 2-0 | 598 | 17 |
| 16. Florida | 2-0 | 511 | 18 |
| 17. Ohio State | 2-0 | 461 | 15 |
| 18. West Virginia | 2-0 | 419 | 19 |
| 19. Baylor | 1-0 | 374 | 20 |
| 20. South Florida | 2-0 | 347 | 22 |
| 21. Auburn | 2-0 | 343 | NR |
| 22. Arizona State | 2-0 | 306 | NR |
| 23. TCU | 1-1 | 166 | 25 |
| 24. Texas | 2-0 | 153 | 24 |
| 25. Mississippi State | 1-1 | 128 | 16 |

USA Today Coaches Poll (Aug. 4)

| Team | Record | Points | Previous |
|-----------------------|--------|--------|----------|
| 1. Oklahoma (44) | 1-0 | 1,453 | 1 |
| 2. Alabama (8) | 2-0 | 1,410 | 2 |
| 3. LSU (7) | 2-0 | 1,372 | 3 |
| 4. Boise State | 1-0 | 1,214 | 5 |
| 5. Florida State | 2-0 | 1,211 | 4 |
| 6. Stanford | 2-0 | 1,165 | 6 |
| 7. Oklahoma State | 2-0 | 1,072 | 7 |
| 8. Wisconsin | 2-0 | 1,033 | 9 |
| 9. Texas A&M | 1-0 | 1,001 | 8 |
| 10. Nebraska | 2-0 | 911 | 10 |
| 11. South Carolina | 2-0 | 863 | 12 |
| 12. Virginia Tech | 2-0 | 842 | 11 |
| 13. Arkansas | 2-0 | 825 | 13 |
| 14. Oregon | 1-1 | 754 | 14 |
| 15. Michigan State | 2-0 | 639 | 16 |
| 16. Ohio State | 2-0 | 566 | 15 |
| 17. Florida | 2-0 | 498 | 18 |
| 18. Arizona State | 2-0 | 353 | 23 |
| 19. Auburn | 2-0 | 331 | 22 |
| 20. West Virginia | 2-0 | 304 | 24 |
| 21. Texas | 2-0 | 260 | 21 |
| 22. South Florida | 2-0 | 230 | NR |
| 23. TCU | 1-1 | 211 | 25 |
| 24. Baylor | 1-0 | 171 | NR |
| 25. Mississippi State | 1-1 | 125 | 17 |

Tracking U-M in the Top 25 Polls

| Date | AP | USA Today |
|----------------|---------|-----------|
| Preseason..... | NR..... | NR |
| Week 1..... | NR..... | NR |
| Week 2..... | NR..... | NR |

- The offense led the Big Ten and was 8th nationally in total offense with an average of 488.7 yards per contest.
- U-M gained 500 yards of total offense in 6 of 12 games.
- The 721 yards of total offense against Bowling Green (Sept. 25) is the most ever for a U-M team against a BCS conference school; surpassed the 715 yards gained against Mississippi in the 1991 Gator Bowl. The school record of 727 yards was attained last season against Delaware State.

RUSHING GAME GROUNDING OUT YARDS

- Michigan was 3rd in the Big Ten and 13th nationally with an average of 238.5 rushing yards per game.
- U-M gained over 250 yards rushing in the first five games of the season and six total games; had eight games with over 200 rushing yards.
- The 3,101 yards were the most for a Michigan team since the 1992 team gained 3,217 yards.
- Michigan's 466 rushing yards against Bowling Green (Sept. 25) were the most since gaining 480 yards against Iowa on Oct. 3, 1992.

PASSING TOTAL RANKS FOURTH IN SCHOOL HISTORY

- The Wolverines completed 243-of-385 passes for 3,252 yards (second-highest passing yardage total in school history) and 23 touchdowns, the fourth time a Michigan team has collectively passed for over 3,000 yards in a single season.
- U-M threw for over 200 yards in nine contests, including a school-record-setting 419-yard effort vs. Illinois (Nov. 6).
- Michigan was second in the Big Ten and 36th nationally in passing offense (250.2 avg.).

INDIVIDUAL PLAYER NOTES

Devin Gardner

Career

- Made career debut at quarterback against Connecticut (Sept. 4).
- Completed 7-of-10 passes for 85 yards and threw for first career touchdown against Bowling Green; rushed six times for 25 yards and one touchdown (also first of his career).

Rushing

| Year | GP/GS | Att | Yards | Avg. | P/G | TD | Long |
|---------------|------------|----------|-----------|------------|------------|----------|----------|
| 2010 | 3/0 | 7 | 21 | 3.0 | 7.0 | 1 | 9 |
| Career | 3/0 | 7 | 21 | 3.0 | 7.0 | 1 | 9 |

Passing

| Year | GP/GS | Att/Comp. | Pct. | Yards | TD | Int. | Long |
|---------------|------------|-------------|-------------|-----------|----------|----------|-----------|
| 2010 | 3/0 | 10/7 | 70.0 | 85 | 1 | 0 | 30 |
| Career | 3/0 | 10/7 | 70.0 | 85 | 1 | 0 | 30 |

Junior Hemingway

2011 Season

- Leads team with 202 receiving yards. Tied for team lead with four receptions.
- Started and posted career-best 165 receiving yards on three catches, including one TD for 43 yards. Catch and run for 77 yards set career long and U-M's longest reception since 2007.
- Started and made one catch for 37 yards vs. WMU, his 18th career catch for 20-plus yards.

2010 Season

- Third on the team in receiving yards (593) and

- third in receptions (32).
- Has 100 or more receiving yards in three games this season.
- Started his first game of the year against Indiana, hauling in three passes for a career-high 129 yards and one touchdown.
- Had a career-long 70-yard touchdown grab in the first half of the game against Indiana; also recorded a 42-yard pass from Denard Robinson with under a minute to play which set up the game-winning score.
- Posted career highs in receptions (nine) and receiving yards (134) against Iowa; also had a 45-yard TD reception in the fourth quarter.
- Had six receptions for 104 yards and two touchdowns against Illinois.

Career

- Became 28th Wolverine to reach 1,000 career receiving yards vs. ND (9/10/11). Currently ranks 26th on U-M's all-time career receiving yards list.
- Of Hemingway's 58 career catches, 21 have been for 20+ yards.
- Has five games of 100 receiving yards or more, including three in 2010.
- 2009-10 NSCA All-American Strength and Conditioning Athlete of the Year recipient.
- Team's fourth-leading receiver with 16 catches for 268 yards and two touchdowns in 2009.
- Redshirted 2008 season due to illness.

Receiving

| Year | GP/GS | No. | Yards | Avg. | P/G | TD | Long |
|---------------|--------------|-----------|--------------|-------------|-------------|----------|-----------|
| 2007 | 10/1 | 4 | 37 | 9.2 | 3.7 | 0 | 23 |
| 2008 | 4/1 | 2 | 42 | 21.0 | 5.3 | 1 | 33 |
| 2009 | 11/9 | 16 | 268 | 16.8 | 24.4 | 2 | 66 |
| 2010 | 10/8 | 32 | 593 | 18.5 | 59.3 | 4 | 70 |
| 2011 | 2/2 | 4 | 202 | 50.5 | 101.0 | 1 | 77 |
| Career | 37/21 | 58 | 1,141 | 19.7 | 30.8 | 8 | 77 |

Kevin Koger

2011 Season

- Started and made one catch for 11 yards against Notre Dame.
- Started, made two catches for 16 yards vs. WMU.

2010 Season

- Caught a 60-yard touchdown pass against Penn State, the longest reception of his career.
- Caught two passes for 42 yards in the Gator Bowl vs. Mississippi State, surpassing 500 yards receiving for his career.

Career

- Two-year starter; has played in 36 career contests and made 23 starts.
- Hauled in a career-best four passes for 38 yards and one touchdown in victory over Notre Dame (Sept. 12, 2009).
- Sister, LaShawnda Thorne, played volleyball at Michigan and earned varsity letter in 1991.

Receiving

| Year | GP/GS | No. | Yards | Avg. | P/G | TD | Long |
|---------------|--------------|-----------|------------|-------------|-------------|----------|-----------|
| 2008 | 9/3 | 6 | 93 | 15.5 | 10.3 | 1 | 41 |
| 2009 | 12/9 | 16 | 220 | 13.8 | 18.3 | 2 | 41 |
| 2010 | 13/9 | 14 | 199 | 14.2 | 15.3 | 2 | 60 |
| 2011 | 2/2 | 3 | 27 | 9.0 | 13.5 | 0 | 11 |
| Career | 36/23 | 39 | 539 | 13.8 | 15.0 | 5 | 60 |

David Molk
2011 Season

- Started 15th consecutive game and 31st of his career vs. Notre Dame.
- Watch list for Rimington Trophy and Rotary Lombardi Award.

2010 Season

- Rimington Trophy finalist.
- Started all 13 games at center.
- All-Big Ten first team (coaches).
- All-Big Ten second team (media).
- Hugh R. Rader Memorial Award co-recipient as team's top offensive lineman.

Career

- Two-year letterman and starter at center; made 31 career starts at center.
- 2009-10 NSCA All-American Strength and Conditioning Athlete of the Year recipient.
- 2010 candidate for Rotary Lombardi Award and the Rimington Trophy.
- Missed eight games during the 2009 season due to foot and knee injuries.
- Shared the 2009 Sophomore Award as the player that displayed toughness and a strong work ethic on the field and in the locker room.
- Recipient of the 2008 Iron Wolverine Award as the best all-around conditioned player for the linemen group.

Denard Robinson

2011 Season

- Made 15th straight start vs. Notre Dame. Earned 446 of the team's 452 yards.
- 108 rushing yards vs. ND boosted career total to 2,207 yards, moving him from sixth to third among the Big Ten Conference's career leaders in rushing yards by a quarterback.

BIG TEN CAREER RUSHING YARDS BY QUARTERBACK

1. 3,895 Antwaan Randle El, Indiana 1998-2001
2. 2,557 Juice Williams, Illinois 2006-09
3. **2,207 Denard Robinson, Michigan 2009-**

- First U-M quarterback to earn 10 100-yard rushing games for a career after posting 108 yards vs. ND. 15th U-M player all-time with double-digit 100-yard rushing games.
- Three-year career-high 338 yards vs. Fighting Irish; his second career 300-yard game (305, vs. Illinois, 11/6/10).
- Four touchdown passes vs. Notre Dame set career high. Had three TD throws against Illinois (11/6/2010) and Indiana (10/2/10).
- Eclipsed Scott Dreisbach, Drew Henson and John Wangler in career passing yardage to take over 10th place in U-M history (3,194 yards).
- Five total touchdowns (4 pass, 1 run) against ND tied career high set vs. Hoosiers (10/2/10, 3 pass, 2 run).
- Owns the top five total offense games in school history after accumulating 446 total yards vs. ND (9/10/11) on 338 yards passing and 108 yards rushing. The 446 yards rank third behind his 502 yards vs. ND (9/11/10) and 494 yards vs. Indiana (10/2/10). Robinson has 10 career games with more than 300 yards total offense.
- Big Ten Offensive Player of the Week (vs. Notre Dame 9/10). Rivals.com National and Big Ten Player of the Week (vs. Notre Dame 9/10).

CAREER RUSHING

| Year | GP/GS | Att | Yards | Avg. | P/G | TD | Long |
|---------------|--------------|------------|--------------|------------|-------------|-----------|-----------|
| 2009 | 12/1 | 69 | 351 | 5.1 | 29.2 | 5 | 43 |
| 2010 | 13/13 | 256 | 1,702 | 6.6 | 130.9 | 14 | 87 |
| 2011 | 2/2 | 24 | 154 | 6.4 | 77.0 | 1 | 39 |
| Career | 27/16 | 349 | 2,207 | 6.3 | 81.7 | 20 | 87 |

CAREER PASSING

| Year | GP/GS | Comp/Att. | Pct. | Yards | TD | Int. | Long |
|---------------|--------------|----------------|-------------|--------------|-----------|-----------|-----------|
| 2009 | 12/1 | 14/31 | 45.2 | 188 | 2 | 4 | 38 |
| 2010 | 13/13 | 182/291 | 62.5 | 2,570 | 18 | 11 | 75 |
| 2011 | 2/2 | 20/37 | 54.1 | 436 | 4 | 3 | 77 |
| Career | 27/16 | 216/359 | 60.2 | 3,194 | 24 | 18 | 77 |

2011 GAME-BY-GAME

| | PASSING | | | RUSHING | | |
|--------------|--------------|------------|----------|-----------|------------|----------|
| | C/A | Yds. | TD | Att. | Yds. | TD |
| W. Mich. | 9/13 | 98 | 0 | 8 | 46 | 0 |
| ND | 11/24 | 338 | 4 | 16 | 108 | 1 |
| TOTAL | 20/37 | 436 | 4 | 24 | 154 | 1 |

Robinson's 2011 Passing Statistics/Splits

3rd Down: 4-9 for 32 yards, 0 TDs, 0 Int.
 4th Down: 0-0 for 0 yards, 0 TD
 Fourth Quarter: 7-10 for 202 yards, 3 TD, 1 Int.
 First Half: 10-18 for 109 yards, 1 TD, 1 Int.
 Second Half: 10-19 for 327 yards, 3 TD, 2 Int.

2010 GAME-BY-GAME

| | PASSING | | | RUSHING | | |
|--------------|----------------|--------------|-----------|------------|--------------|-----------|
| | C/A | Yds. | TD | Att. | Yds. | TD |
| UConn | 19/22 | 186 | 1 | 29 | 197 | 1 |
| ND | 24/40 | 240 | 1 | 28 | 258 | 2 |
| UMass | 10/14 | 241 | 2 | 17 | 104 | 1 |
| BG | 4/4 | 60 | 0 | 5 | 129 | 2 |
| IU | 10/16 | 277 | 3 | 19 | 217 | 2 |
| MSU | 17/29 | 215 | 1 | 21 | 86 | 1 |
| IOWA | 13/18 | 96 | 1 | 18 | 105 | 0 |
| PSU | 11/23 | 190 | 1 | 27 | 191 | 3 |
| ILL | 10/20 | 305 | 3 | 19 | 62 | 0 |
| PUR | 13/21 | 176 | 1 | 22 | 68 | 0 |
| WISC | 16/25 | 239 | 2 | 22 | 121 | 2 |
| OSU | 8/18 | 87 | 0 | 18 | 105 | 0 |
| MISS ST. | 27/41 | 254 | 2 | 11 | 59 | 0 |
| TOTAL | 182/291 | 2,570 | 18 | 256 | 1,702 | 14 |

Robinson's 2010 Passing Statistics/Splits

3rd Down: 43-77 for 537 yards, 5 TDs, 6 Int.
 4th Down: 4-14 for 75 yards, 1 TD
 Fourth Quarter: 35-56 for 437 yards, 2 TD, 2 Int.
 First Half: 102-165 for 1,540 yards, 13 TD, 7 Int.
 Second Half: 80-129 for 1,028 yards, 5 TD, 4 Int.


2010 Season Records & Accolades

- Football Writers Association of America (FWAA) All-American at running back.
- Finished sixth in the Heisman Trophy balloting.
- *Chicago Tribune* Silver Football recipient as the Big Ten's MVP, becoming the first sophomore quarterback to win the award. Became first sophomore to win the award since Archie Griffin in 1973.
- Big Ten Offensive Player of the Year.
- Manning Award finalist; Davey O'Brien and Maxwell awards semifinalist.
- Set NCAA and Big Ten record for most rushing yards by a quarterback (1,702).
- Became the first quarterback in NCAA history to rush (1,702) and pass (2,570) for 1,500 yards in a season.
- Three-time Big Ten Offensive Player of the Week (Connecticut, Notre Dame and Indiana).
- Davey O'Brien National Quarterback of the Week

WOLVERINE BITES

ROBINSON IN THE U-M RECORD BOOK

- Junior quarterback Denard Robinson has quickly ascended the Michigan charts for passing, rushing and total yards.



U-M Career Passing Records

Attempts

| | | |
|-----|--------------------------------|------------|
| 11. | Dennis Brown (1966-68) | 388 |
| 12. | Scott Dreisbach (1995-98) | 380 |
| 13. | Drew Henson (1998-2000) | 374 |
| 14. | Dick Vidmer (1965-67) | 367 |
| 15. | Tate Forcier (2009-10) | 365 |
| 16. | Denard Robinson (2009-) | 359 |

Completions

| | | |
|-----|--------------------------------|------------|
| 9. | Rick Leach (1975-78) | 250 |
| 10. | Tate Forcier (2009-10) | 219 |
| 11. | Denard Robinson (2009-) | 216 |

Yards

| | | |
|-----|--------------------------------|--------------|
| 7. | Steve Smith (1980-83) | 4,860 |
| 8. | Brian Griese (1994-97) | 4,383 |
| 9. | Rick Leach (1975-78) | 4,284 |
| 10. | Denard Robinson (2009-) | 3,194 |

Touchdowns

| | | |
|-----|--------------------------------|-----------|
| 9. | Jim Harbaugh (1983-86) | 31 |
| 10. | John Wangler (1976-80) | 26 |
| 11. | Drew Henson (1998-2000) | 24 |
| 12. | Dennis Brown (1966-68) | 20 |
| 12. | Denard Robinson (2009-) | 20 |

U-M Career Rushing Records

Yards

| | | |
|-----|--------------------------------|--------------|
| 15. | Ron Johnson (1966-68) | 2,440 |
| 16. | Ed Shuttlesworth (1971-73) | 2,343 |
| 17. | Tony Boles (1987-89) | 2,247 |
| 18. | Denard Robinson (2009-) | 2,207 |

Touchdowns

| | | |
|-----|--------------------------------|-----------|
| 15. | Lawrence Ricks (1979-82) | 24 |
| 15. | Tim Biakabutuka (1993-95) | 24 |
| 17. | Brandon Minor (2006-09) | 20 |
| 17. | Denard Robinson (2009-) | 20 |

100-Yard Games

| | | |
|-----|--------------------------------|-----------|
| 10. | Chris Perry (2000-03) | 12 |
| 11. | Tony Boles (1987-89) | 10 |
| 11. | Ron Johnson (1966-68) | 10 |
| 11. | Ricky Powers (1990-93) | 10 |
| 11. | Lawrence Ricks (1979-82) | 10 |
| 11. | Denard Robinson (2009-) | 10 |

U-M Career Offense Records

Yards

| | | |
|----|--------------------------------|--------------|
| 5. | Elvis Grbac (1989-92) | 6,221 |
| 6. | Jim Harbaugh (1983-86) | 5,745 |
| 7. | Todd Collins (1991-94) | 5,702 |
| 8. | Denard Robinson (2009-) | 5,401 |

WOLVERINE BITES

1,000 YARD CLUB


- Senior/junior wide receiver Roy Roundtree is U-M's active leader in career receiving yards. His 1,398 yards rank 21st all-time at U-M, 28 yards shy of passing John Kolesar to take over sole possession of 20th place.
- Fifth-year senior Junior Hemingway joined Roundtree atop the 1,000-yard career receiving plateau with 165 yards vs. Notre Dame. Hemingway ranks 26th for U-M.
- Senior Martavious Odoms has 956 career yards, good for 30th in Michigan annals.



Roy Roundtree Junior Hemingway Martavious Odoms

U-M Career Receiving Yards

| | | |
|-----|---------------------------------|--------------|
| 16. | Vince Bean (1981-84) | 1,509 |
| 17. | Marcus Knight (1996-99) | 1,508 |
| 18. | Jim Mandich (1967-69) | 1,489 |
| 19. | Adrian Arrington (2004-07) | 1,438 |
| 20. | John Kolesar (1985-88) | 1,425 |
| 21. | Roy Roundtree (2009-) | 1,398 |
| 22. | Ralph Clayton (1976-79) | 1,393 |
| 23. | Jerame Tuman (1995-98) | 1,279 |
| 24. | Lowell Perry (1950-52) | 1,261 |
| 25. | Greg Mathews (2006-09) | 1,195 |
| 26. | Junior Hemingway (2007-) | 1,141 |
| 27. | Paul Jokisch (1984-86) | 1,088 |
| 28. | Darryl Stonum (2008-10) | 1,008 |
| 29. | Sim Nelson (1982-84) | 976 |
| 30. | Martavious Odoms (2008-) | 956 |



Michael Shaw



Vincent Smith

- Senior running back Michael Shaw and junior running back Vincent Smith are in a race to become the 48th player in U-M history to reach the 1,000-yard mark for career rushing. Smith has an edge with 891 yards, while Shaw has 853 yards of his own.

U-M Career Rushing Yards

| | | |
|-----|------------------------------|------------|
| 47. | Allen Jefferson (1987-90) | 1,002 |
| 48. | Bob Timberlake (1962-64) | 967 |
| 49. | Ted Kress (1952-53) | 966 |
| 50. | Kerry Smith (1980-83) | 950 |
| 51. | Lawrence Reid (1976-79) | 928 |
| 52. | Gil Chapman (1972-74) | 919 |
| 53. | Vincent Smith (2009-) | 891 |
| 54. | Roosevelt Smith (1976-79) | 866 |
| 55. | Michael Shaw (2008-) | 853 |

(Notre Dame and Indiana).

- Ranked as nation's 4th-leading rusher with an average of 130.9 yards per game.
- Ranked 2nd nationally in total offense, averaging 328.6 yards per game.
- Held U-M season record for total offense; accounted for 4,272 yards on 547 plays.
- Had three of the top 50 single-game rushing performances by an FBS quarterback in the last 15 years.
- Reset the U-M total offensive record with 502 yards at Notre Dame (had 502 of team's 532 yards); set U-M record with 68 total plays (28 rushing and 40 passing).
- Became only quarterback in NCAA history to run and pass for 200 yards in two games in a season.
- Had 53 runs over 10 yards, including 16 over 20 yards, and had 86 first downs rushing, most in the Big Ten.
- Became first U-M quarterback since Scott Dreisbach (1995-96) to win his first five starts.
- Was one of three FBS quarterbacks to throw for 18 touchdowns and rush for 14 touchdowns in 2010 (Cam Newton and Colin Kaepernick).

Statistics and Game-By-Game Notes - 2010

- Went 19-of-22 passing in first career start against Connecticut, the second-highest completion percentage in a single game (86.3 pct.) in team history (2nd to Elvis Grbac's 90.9 pct. vs. Notre Dame in 1991 (20-22)).
- Set career highs in completions and attempts, completing 24-of-40 passes for 244 yards and one touchdown against Notre Dame; recorded an 87-yard run at Notre Dame, making it the second-longest run against Notre Dame ever, the second-longest run from scrimmage at Notre Dame Stadium and the sixth-longest play from scrimmage in Michigan history.
- His 258 rushing yards against the Irish was the best road performance ever for a Wolverines rusher and was the fifth-best single-game effort in school history.
- Broke his own U-M record and the Big Ten record for rushing yards by a quarterback in a single game. He broke the league record of 217 yards set by Mike Kafka at Minnesota on Nov. 1, 2008. It ranked as the 5th-most rushing yards by a QB in the last 15 college football seasons.

PUTTING 2010 IN PERSPECTIVE

NCAA SEASON RUSHING YARDS BY A QUARTERBACK (BCS)

| Player, School | Att. | Yds. | TDs |
|---------------------------------------|------------|--------------|-----------|
| 1. Denard Robinson, U-M (2010) | 256 | 1,702 | 14 |
| 2. Beau Morgan, Air Force (1996) | 225 | 1,494 | 18 |

MICHIGAN'S SINGLE-SEASON RUSHING YARDAGE LIST

| Player (Year) | Att. | Yds. | TDs |
|----------------------------------|------------|--------------|-----------|
| 1. Tshimanga Biakabutuka (1995) | 303 | 1,818 | 12 |
| 2. Anthony Thomas (2000) | 319 | 1,733 | 18 |
| 3. Jamie Morris (1987) | 282 | 1,703 | 14 |
| 4. Denard Robinson (2010) | 256 | 1,702 | 14 |
| 5. Chris Perry (2003) | 338 | 1,674 | 18 |

SOPHOMORE OFFENSIVE BIG TEN PLAYERS OF THE YEAR

| YEAR | PLAYER | SCHOOL | Pos. |
|-------------|------------------------|-----------------|-----------|
| 1985 | Lorenzo White | Michigan State | RB |
| 1990 | Tico Duckett | Michigan State | RB |
| 1990 | Jon Vaughn | Michigan | RB |
| 1992 | Tyrone Wheatley | Michigan | RB |
| 1998 | Drew Brees | Purdue | QB |
| 2009 | John Clay | Wisconsin | RB |
| 2010 | Denard Robinson | Michigan | QB |

MOST TOTAL OFFENSE - SINGLE SEASON BIG TEN HISTORY

| YEAR | PLAYER | SCHOOL | YARDS |
|-------------|------------------------|-----------------|--------------|
| 2010 | Denard Robinson | Michigan | 4,272 |
| 2000 | Drew Brees | Purdue | 4,189 |

Roy Roundtree

2011 Season

- Started vs. Notre Dame and made one catch, a 16-yard touchdown reception that won the game with two seconds remaining.
- Started and made two catches for 13 vs. Western Michigan (Sept. 3) to extend streak of games with a reception to 18 games.

2010 Season

- All-Big Ten second team (media).
- Biletnikoff Award candidate.
- Team's leader in receptions (72), receiving yards (935) and touchdowns (seven).
- Had four games with over 100 receiving yards.
- Set Michigan single-game record for receiving yards against Illinois; had nine receptions for 246 yards and two touchdowns, including a 75-yard touchdown reception on the first play from scrimmage.
- Led team in receiving at Notre Dame, recording eight receptions for 82 yards and one touchdown; caught 15-yard slant pass from Robinson on third-and-five that setup game-winning touchdown.
- Caught nine passes for 118 yards against Bowling Green.
- Caught five passes for 126 yards and one touchdown against Indiana.
- Caught seven passes for 114 yards and one touchdown against Wisconsin.

Career

- Team's active leader in receiving yards (1,398) and receptions (107). Ranks 21st in U-M career receiving yards.
- Led team with 32 receptions for 434 yards and three touchdowns in 2009.
- Caught 30 passes for 390 yards and two TDs in final four games of the 2009 season.
- Set career high with 10 receptions for 126 yards and one TD against Purdue (Nov. 7, 2009).
- CollegeFootballNews.com Freshman All-America honorable mention and Sporting News Freshman All-Big Ten.
- High school teammate of Michael Shaw and Brandon Moore.

Receiving

| Year | GP/GS | No. | Yards | Avg. | P/G | TD | Long |
|---------------|--------------|------------|--------------|-------------|-------------|-----------|-----------|
| 2009 | 11/4 | 32 | 434 | 13.6 | 39.5 | 3 | 76 |
| 2010 | 13/12 | 72 | 935 | 12.9 | 71.9 | 7 | 75 |
| 2011 | 2/2 | 3 | 29 | 9.7 | 14.5 | 1 | 16 |
| Career | 26/18 | 107 | 1,398 | 13.1 | 53.8 | 11 | 76 |

Michael Shaw

2011 Season

- Started vs. Notre Dame. Two carries for -3 yards.
- Rushed for a 44-yard touchdown in the third quarter vs. WMU (Sept. 3) -- the longest touchdown run of his career. He owns 12 career touchdowns. His previous long touchdown run was 34 yards, which he recorded last season against Massachusetts (Sept. 18, 2010).

2010 Season

- Carried the ball 75 times for 402 yards and scored nine touchdowns; also had nine receptions for 73 yards.
- Rushed 12 times for a career-best 126 yards and scored three touchdowns against UMass.
- Scored a career-best three rushing touchdowns against UMass on runs of 1, 34 and 4 yards; the 34-yard scamper was the longest scoring run of his career.
- Had a 50-yard career long run against UMass that setup eventual game-winning margin.
- Rushed eight times for 52 yards and a touchdown against Ohio State.

Career

- Three-year letterman; appeared in 32 career games and made 12 starts.
- Set career high in rushes (12), yards (126) and touchdowns (three) against UMass (Sept. 18)
- High school teammate of Brandon Moore and Roy Roundtree.

Rushing

| Year | GP/GS | Att | Yards | Avg. | P/G | TD | Long |
|---------------|--------------|------------|------------|------------|-------------|-----------|-----------|
| 2008 | 10/2 | 42 | 215 | 5.1 | 21.5 | 0 | 48 |
| 2009 | 9/3 | 42 | 185 | 4.4 | 20.6 | 2 | 22 |
| 2010 | 11/6 | 75 | 402 | 5.3 | 36.5 | 9 | 50 |
| 2011 | 2/1 | 6 | 51 | 8.5 | 25.5 | 1 | 44 |
| Career | 32/12 | 163 | 853 | 5.2 | 26.7 | 12 | 50 |

Receiving

| Year | GP/GS | No. | Yards | Avg. | P/G | TD | Long |
|---------------|--------------|-----------|------------|------------|------------|----------|-----------|
| 2008 | 10/2 | 6 | 32 | 5.3 | 3.2 | 1 | 8 |
| 2009 | 9/3 | 2 | 5 | 2.5 | 0.1 | 0 | 11 |
| 2010 | 11/6 | 9 | 73 | 8.1 | 6.6 | 0 | 16 |
| 2011 | 1/1 | 0 | 0 | 0 | 0 | 0 | 0 |
| Career | 32/12 | 17 | 110 | 6.4 | 3.4 | 1 | 16 |

Vincent Smith

2011 Season

- Two receptions for 26 yards, including fifth career receiving touchdown on 21-yard screen pass. Also, one carry for three yards.
- Two carries for 11 yards vs. WMU (9/3)

2010 Season

- Second on the team in rushes (136) and rushing yards (601). Had five rushing touchdowns in 2010.
- Also had 15 catches for 130 yards and two touchdowns.
- Had nine rushes for 80 yards and one touchdown against Indiana, including a career-long rush of 56 yards that went for the touchdown.
- Made first career start against UMass (Sept. 18).
- Scored a pair of touchdowns vs. UConn, reaching the end zone on a 12-yard run and an 11-yard reception.
- Had 12 rushes for 62 yards and scored a career-high two touchdowns against Bowling Green.
- Recorded 10 rushes for 39 yards against Iowa; also caught two passes for 22 yards and one TD.
- Team's leading rusher against Purdue, rushing 18 times for 99 yards and one touchdown.

Career

- Caught 27 passes for 238 yards and scored five touchdowns.
- Set career high with 166 rushing yards on 17 carries and one TD vs. Delaware State (Oct. 17,

2009).

- Caught a career-best seven passes for 54 yards and one TD at Wisconsin (Nov. 14, 2009).
- High school teammate of Brandin Hawthorne and Martavious Odoms.

Rushing

| Year | GP/GS | Att | Yards | Avg. | P/G | TD | Long |
|---------------|--------------|------------|------------|------------|-------------|----------|-----------|
| 2009 | 9/0 | 48 | 276 | 5.8 | 30.7 | 1 | 37 |
| 2010 | 13/10 | 136 | 601 | 4.7 | 46.2 | 4 | 56 |
| 2011 | 2/0 | 3 | 14 | 4.7 | 7.0 | 0 | 7 |
| Career | 24/11 | 187 | 891 | 4.8 | 37.1 | 5 | 56 |

Receiving

| Year | GP/GS | No. | Yards | Avg. | P/G | TD | Long |
|---------------|--------------|-----------|------------|------------|------------|----------|-----------|
| 2009 | 9/0 | 10 | 82 | 8.2 | 9.1 | 2 | 21 |
| 2010 | 13/10 | 15 | 130 | 8.6 | 10.0 | 2 | 19 |
| 2011 | 2/0 | 2 | 26 | 13.0 | 13.0 | 1 | 21 |
| Career | 24/11 | 27 | 238 | 8.8 | 9.9 | 5 | 21 |

Fitzgerald Toussaint

2011 Season

- Did not play vs. Notre Dame.
- Made second career start vs. Western Michigan (9/3). Career-high 80 rushing yards on 11 carries and two touchdowns -- his first collegiate multi-touchdown performance. He scored Michigan's first touchdown of 2011 on a one-yard rush early in the second quarter and added another on a two-yard run late in the second.

Career

- Earned first letter in 2010 after appearing in four games, including a start vs. Mississippi State in the Gator Bowl.
- Ran eight times for 87 yards, in 2010 highlighted by a 61-yard run vs. Bowling Green (Sept. 25), on his first career carry. Scored first touchdown against BGSU.

Rushing

| Year | GP/GS | Att | Yards | Avg. | P/G | TD | Long |
|---------------|------------|-----------|------------|------------|-------------|----------|-----------|
| 2010 | 4/1 | 8 | 87 | 10.9 | 21.8 | 1 | 61 |
| 2011 | 1/1 | 11 | 81 | 7.3 | 80.0 | 2 | 43 |
| Career | 5/2 | 19 | 167 | 8.8 | 23.9 | 3 | 61 |

Defensive Notes

Courtney Avery

2011 Season

- Started at RCB and had four tackles and one PBU in season opener.

Career

- Posted a collegiate best seven tackles and his first career forced fumble vs. Wisconsin in 2010.
- Had six tackles in the Gator Bowl vs. Mississippi State in 2010.
- Made first career start at Illinois in 2010, contributing five tackles and one pass breakup.

| Year | GP/GS | S-A-TT | TFL | Sacks | Int. | FF-FR | PBU |
|---------------|-------------|-----------------|--------------|------------|------------|------------|----------|
| 2010 | 13/5 | 22-14-36 | 0.5-1 | 0-0 | 0-0 | 1-0 | 4 |
| 2011 | 2/2 | 3-3-6 | 0.0-0 | 0-0 | 0-0 | 0-0 | 1 |
| Career | 15/7 | 25-17-42 | 0.5-1 | 0-0 | 0-0 | 1-0 | 5 |

Kenny Demens

2011 Season

- Started two games at MLB.
- Is tied for team lead with 18 tackles.
- Surpassed 100 career stops and had team-

U-M LEADS NATION IN WINS ALL-TIME

- The Michigan football program looks to extend its lead in all-time NCAA Division 1 FBS victories and winning percentage.
- Michigan leads the nation in wins (886), followed by Texas (852) and Notre Dame (843).
- Michigan's 886 victories are the most of any institution in all divisions of college football.

TOP 5 BCS SCHOOLS BY WINNING PERCENTAGE

| School | Record | Pct. |
|--------------------|-----------------|------|
| 1. Michigan..... | 886-307-36..... | .735 |
| 2. Notre Dame..... | 843-297-42..... | .732 |
| 3. Ohio State..... | 832-309-53..... | .719 |
| 4. Texas..... | 852-325-33..... | .718 |
| 5. Oklahoma..... | 810-304-53..... | .717 |

TOP 5 BCS SCHOOLS BY WINS

| School | Record | Pct. |
|--------------------|-----------------|------|
| 1. Michigan..... | 886-307-36..... | .735 |
| 2. Texas..... | 852-325-33..... | .718 |
| 3. Notre Dame..... | 843-297-42..... | .732 |
| 4. Nebraska..... | 839-343-40..... | .703 |
| 5. Ohio State..... | 832-309-53..... | .719 |

105th Season of Big Ten Action

- Michigan is in its 105th season of competition in the Big Ten Conference.
- The Wolverines have compiled an impressive 467-183-18 record in conference play and have claimed a league-leading 42 championships.
- U-M also leads the conference with 389 first-team All-Big Ten selections.

U-M In 132nd Season of Gridiron Action

- U-M is in its 132nd season of gridiron action.
- The Wolverine program was established in 1879 when a group of 13 men fielded the first football team in school history and played a pair of off-campus games. U-M defeated Racine, 1-0, at White Stocking Park in Chicago, Ill., on May 30, 1879, for the first victory in school history. The Wolverines tied Toronto, 0-0, in Detroit to finish the year 1-0-1.
- U-M is in its 129th year of uninterrupted gridiron action, with 1882 being the only season that the program did not play any varsity games.
- The Wolverines are the sixth oldest football program in NCAA history.

OLDEST COLLEGE FOOTBALL PROGRAMS

| School | Years |
|-----------------|------------|
| Princeton | 142 |
| Rutgers | 142 |
| Yale | 139 |
| Harvard | 137 |
| Pennsylvania | 135 |
| Michigan | 132 |
| Amherst | 131 |
| Navy | 130 |

2011 MICHIGAN RECORD WHEN...

| | |
|---|-----|
| Overall: | 2-0 |
| At Home:..... | 2-0 |
| On the Road: | 0-0 |
| Neutral:..... | 0-0 |
| By Month: | |
| August: | 0-0 |
| September: | 2-0 |
| October: | 0-0 |
| November: | 0-0 |
| December:..... | 0-0 |
| January:..... | 0-0 |
| When Scoring First:..... | |
| 0-0 | 0-0 |
| When Opponent Scored First: | |
| 0-0 | 2-0 |
| When Scoring 20 or More Points:..... | |
| 0-0 | 2-0 |
| When Scoring Less Than 20 Points:..... | |
| 0-0 | 0-0 |
| When Leading at the Half: | |
| 1-0 | 1-0 |
| When Trailing at the Half:..... | |
| 0-1 | 0-1 |
| When Tied at the Half:..... | |
| 0-0 | 0-0 |
| When Leading after 3 Quarters:..... | |
| 0-0 | 0-0 |
| When Trailing after 3 Quarters: | |
| 0-1 | 0-1 |
| When Tied after 3 Quarters: | |
| 0-0 | 0-0 |
| When Outrushing the Opponent:..... | |
| 1-0 | 1-0 |
| With 35 or More Rushing Attempts:..... | |
| 0-0 | 0-0 |
| With Less Than 30 Passing Attempts: | |
| 2-0 | 2-0 |
| When Leading in Time of Possession:..... | |
| 0-0 | 0-0 |
| When Trailing in Time of Possession: | |
| 2-0 | 2-0 |
| On Turf: | |
| 2-0 | 2-0 |
| On Grass:..... | |
| 0-0 | 0-0 |
| When Leading in Takeaway/Turnover Ratio:..... | |
| 2-0 | 2-0 |
| When Even in Takeaway/Turnover Ratio: | |
| 0-0 | 0-0 |
| When Trailing in Takeaway/Turnover Ratio: | |
| 0-0 | 0-0 |
| With an Individual 100-Yard Rusher:..... | |
| 1-0 | 1-0 |
| With an Individual 200-Yard Passer: | |
| 1-0 | 1-0 |
| 250-Yard Passer: | 1-0 |
| With an Individual 100-Yard Receiver:..... | |
| 1-0 | 1-0 |
| With an Individual Opponent 100-Yard Rusher: | |
| 1-0 | 1-0 |
| With an Individual Opponent 200-Yard Passer: | |
| 1-0 | 1-0 |
| 250-Yard Passer: | 1-0 |
| With an Individual Opponent 100-Yard Receiver:..... | |
| 2-0 | 2-0 |

leading 12 tackles, eight solo, vs. Notre Dame.

Career

- Third on the team in tackles (82) and tied for 19th in the Big Ten with 6.3 tackles per game in 2010.
- Made his first career start against Iowa in 2010.
- Had a career best 13 tackles at the Gator Bowl vs. Mississippi State and vs. Wisconsin in 2010.
- Recorded 14 special teams stops in his career.
- Received medical redshirt for 2008 season after suffering season-ending injury during practice.

| Year | GP/GS | S-A-TT | TFL | Sacks | Int. | FF-FR | PBU |
|---------------|-------------|------------------|--------------|------------|------------|------------|----------|
| 2009 | 12/0 | 2-5-7 | 0-0 | 0-0 | 0-0 | 0-0 | 0 |
| 2010 | 13/7 | 47-35-82 | 1.5-2 | 0-0 | 0-0 | 0-0 | 1 |
| 2011 | 2/2 | 12-6-18 | 1.0-2 | 0-0 | 0-0 | 0-0 | 0 |
| Career | 27/9 | 51-46-107 | 2.5-4 | 0-0 | 0-0 | 0-0 | 1 |

J.B. Fitzgerald

2011 Season

- Appeared as reserve linebacker and special teamer in season opener and had two tackles.

Career

- Two-time Academic All-Big Ten (2009-10).
- Two-time U-M Athletic Academic Achievement (2008-09).
- Top-notch special teams performer who has appeared in 38 consecutive games.
- Had a career-high six tackles vs. Mississippi State in the Gator Bowl including the first sack of his career.

| Year | GP/GS | S-A-TT | TFL | Sacks | Int. | FF-FR | PBU |
|---------------|-------------|-----------------|-------------|-------------|------------|------------|----------|
| 2008 | 12/0 | 3-5-8 | 0-0 | 0-0 | 0-0 | 0-0 | 0 |
| 2009 | 12/0 | 10-6-16 | 4-8 | 0-0 | 0-0 | 0-0 | 0 |
| 2010 | 13/3 | 14-8-22 | 3-21 | 1-19 | 0-0 | 0-0 | 0 |
| 2011 | 2/0 | 1-2-3 | 0-0 | 0-0 | 0-0 | 0-0 | 0 |
| Career | 39/3 | 28-21-49 | 7-29 | 1-19 | 0-0 | 0-0 | 0 |

J.T. Floyd

2011 Season

- Started vs. Notre Dame and had six tackles and second career interception.

Career

- Played in 19 career contests and made 11 starts at cornerback.
- Missed final portion of 2010 with ankle injury.
- Posted a career-best 13 tackles in back-to-back games vs. Indiana and Michigan State in 2010.
- Had five tackles and his first career interception at Notre Dame in 2010.

| Year | GP/GS | S-A-TT | TFL | Sacks | Int. | FF-FR | PBU |
|---------------|--------------|-----------------|------------|------------|-------------|------------|----------|
| 2009 | 9/2 | 14-3-17 | 0-0 | 0-0 | 0-0 | 0-0 | 1 |
| 2010 | 8/8 | 43-23-66 | 2-5 | 0-0 | 1-0 | 1-0 | 4 |
| 2011 | 2/1 | 6-3-9 | 0-0 | 0-0 | 1-16 | 0-0 | 2 |
| Career | 19/11 | 63-29-92 | 2-5 | 0-0 | 2-16 | 1-0 | 7 |

Cameron Gordon

2011 Season

- Missed first two games of the season with a back injury.

Career

- Switched from receiver to safety prior to 2010 spring drills.
- Started first seven games at free safety and final six at strong-side linebacker in 2010.
- Academic All-Big Ten Conference.
- Finished fourth on the team in 2010 with 77 tackles - 25th in the Big Ten.

- Blocked first career field goal vs. UConn in 2010.
- Tied for the team lead in 2010 in interceptions (3), fumble recoveries (2) and PBUs (4).
- Posted a career-best 15 tackles at Indiana, intercepting his second pass of the season.
- Did not see action as a true freshman in 2009.
- High school teammate of freshman quarterback Devin Gardner.

| Year | GP/GS | S-A-TT | TFL | Sacks | Int. | FF-FR | PBU |
|---------------|--------------|-----------------|--------------|------------|-------------|-------------|----------|
| 2010 | 13/13 | 40-37-77 | 3.5-6 | 0-0 | 3-35 | 2-58 | 4 |
| Career | 13/13 | 40-37-77 | 3.5-6 | 0-0 | 3-35 | 2-58 | 4 |

Thomas Gordon

2011 Season

- Started at S and had then career-best eight tackles, including one TFL, in season opening win vs. Western Michigan.
- Had career-best nine tackles vs. Notre Dame.

Career

- Started four games in 2010 at hybrid linebacker and played in nine contests.
- High school teammate of U-M defensive tackle Will Campbell.
- Three-year starter at quarterback during his prep career at Cass Technical.

| Year | GP/GS | S-A-TT | TFL | Sacks | Int. | FF-FR | PBU |
|---------------|-------------|-----------------|---------------|-------------|------------|------------|----------|
| 2010 | 9/4 | 13-10-23 | 4.0-24 | 2-21 | 0-0 | 0-0 | 0 |
| 2011 | 2/2 | 9-8-17 | 1.0-2 | 0-0 | 0-0 | 0-0 | 0 |
| Career | 11/6 | 22-18-40 | 5.0-26 | 2-21 | 0-0 | 0-0 | 0 |

Brandon Herron

2011 Season

- Had career-best eight tackles, 94-yard interception return for a touchdown and a 29-yard fumble recovery for a touchdown in first career start vs. Western Michigan 9/3.
- 94-yard interception return marked longest interception touchdown return in modern era (since 1948) and became first U-M player in modern era to score two defensive touchdowns in the same game.

Career

- Appeared in 32 career games as reserve linebacker and special teamer.

| Year | GP/GS | S-A-TT | TFL | Sacks | Int. | FF-FR | PBU |
|---------------|-------------|-----------------|------------|------------|-------------|------------|----------|
| 2008 | 12/0 | 4-3-7 | 0-0 | 0-0 | 0-0 | 0-0 | 0 |
| 2009 | 12/0 | 7-13-20 | 1-2 | 0-0 | 0-0 | 1-0 | 0 |
| 2010 | 7/0 | 4-3-7 | 0-0 | 0-0 | 0-0 | 0-0 | 1 |
| 2011 | 1/1 | 1-7-9 | 0-0 | 0-0 | 1-94 | 0-1 | 0 |
| Career | 32/1 | 16-26-42 | 1-2 | 0-0 | 1-94 | 1-1 | 1 |

Jordan Kovacs

2011 Season

- Earned Lott IMPACT Player of the Week honors after he led team with 10 tackles, had two sacks for 16 yards, one PBU and one forced fumble vs. Western Michigan 9/3.
- Posted eighth career double-digit tackle performance and first multiple-sack game vs. Western Michigan; also surpassed 200 career tackles.
- Posted eight tackles and fourth career interception vs. Notre Dame.

Career

- Recorded 200th career tackle vs. Western Michigan in 2011.
- All-Big Ten honorable mention (media) in 2010.
- Second on the team in 2010 with 116 stops

(8.9 avg.) - second in the Big Ten and tied for 42nd in the NCAA; tied for team lead with 8.5 TFLs.

- 2009 CollegeFootballNews.com Freshman All-America second team and Sporting News Freshman All-Big Ten.
- 2009 Rudy Award candidate.
- Second on the team with 75 tackles in 2009.
- Posted a career-high 17 tackles, 2.5 TFLs and one forced fumble against Michigan State (Oct. 3, 2009); the 17 stops were the most by any defender in the Big Ten during the year. Tied career high with 17 tackles vs. Ohio State in 2010.
- Father, Louis, was a defensive back for Michigan in the early 1980s (lettered in 1982).

| Year | GP/GS | S-A-TT | TFL | Sacks | Int. | FF-FR | PBU |
|---------------|--------------|-------------------|--------------|-------------|-------------|------------|----------|
| 2009 | 12/8 | 39-36-75 | 4.5-10 | 0-0 | 1-0 | 2-0 | 0 |
| 2010 | 13/13 | 61-55-116 | 8.5-24 | 1-8 | 2-51 | 1-1 | 1 |
| 2011 | 2/2 | 12-6-18 | 2.0-16 | 2-16 | 1-2 | 1-0 | 1 |
| Career | 27/23 | 112-97-209 | 15-50 | 3-24 | 4-53 | 4-1 | 2 |

Mike Martin
2011 Season

Had three tackles, including one for a loss, vs. Notre Dame.

Career

- Richard Katcher Award winner as U-M's top defensive lineman in 2010.
- All-Big Ten second team (coaches) and All-Big Ten honorable mention (media) in 2010.
- 2009-10 NSCA All-American Strength and Conditioning Athlete of the Year recipient.
- Posted a career-best 10 tackles and three TFLs at Wisconsin (Nov. 14, 2009).
- 2009 Richard Katcher Award recipient as Michigan's top defensive lineman.
- 2008 Sporting News All-Freshman second team and Phil Steele's All-Freshman third team.

| Year | GP/GS | S-A-TT | TFL | Sacks | Int. | FF-FR | PBU |
|---------------|--------------|------------------|--------------|---------------|------------|------------|----------|
| 2008 | 12/0 | 9-11-20 | 4.5-19 | 2-15 | 0-0 | 0-0 | 0 |
| 2009 | 12/12 | 20-31-51 | 8.5-26 | 2-8 | 0-0 | 1-0 | 0 |
| 2010 | 12/12 | 21-16-37 | 6-39 | 2.5-34 | 0-0 | 0-0 | 0 |
| 2011 | 2/2 | 1-3-4 | 1-2 | 0-0 | 0-0 | 0-0 | 0 |
| Career | 38/26 | 51-61-112 | 20-86 | 6.5-57 | 0-0 | 1-0 | 0 |

Marvin Robinson
2011 Season

• Made first career start as fifth DB vs. Notre Dame; had career-best seven tackles, five solo.

| Year | GP/GS | S-A-TT | TFL | Sacks | Int. | FF-FR | PBU |
|---------------|-------------|----------------|------------|------------|------------|------------|----------|
| 2011 | 11/0 | 3-0-3 | 0-0 | 0-0 | 0-0 | 0-0 | 0 |
| 2011 | 2/1 | 7-3-10 | 0-0 | 0-0 | 0-0 | 0-0 | 0 |
| Career | 13/1 | 10-3-13 | 0-0 | 0-0 | 0-0 | 0-0 | 0 |

Craig Roh
2011 Season

• Started 27th consecutive game vs. Notre Dame.

Career

- Started all 13 games in 2010 - eight at hybrid linebacker and five at defensive end.
- Posted a career-best 43 tackles, 5.5 TFLs, an assisted sack, two forced fumbles and one PBU in 2010.
- CollegeFootballNews.com Freshman All-America honorable mention and Sporting News Freshman All-Big Ten.

- 2009 U-M Athletic Academic Achievement.
- High school teammate of offensive tackle Taylor Lewan.

| Year | GP/GS | S-A-TT | TFL | Sacks | Int. | FF-FR | PBU |
|---------------|--------------|-----------------|--------------|---------------|------------|------------|----------|
| 2009 | 12/12 | 17-20-37 | 7.5-22 | 2-12 | 1-0 | 0-0 | 2 |
| 2010 | 13/13 | 28-15-43 | 5.5-31 | 0.5-5 | 0-0 | 2-0 | 1 |
| 2011 | 2/2 | 0-0-0 | 0-0 | 0-0 | 0-0 | 0-0 | 0 |
| Career | 27/27 | 45-35-80 | 13-53 | 2.5-17 | 1-0 | 2-0 | 3 |

Jake Ryan
2011 Season

- Made first career start at LB vs. Western Michigan 9/3 and had one tackle; quarterback pressure led to Brandon Herron 94-yard interception return for a touchdown.
- Had four tackles, including one for a loss, vs. Notre Dame.

| Year | GP/GS | S-A-TT | TFL | Sacks | Int. | FF-FR | PBU |
|---------------|------------|--------------|------------|------------|------------|------------|----------|
| 2011 | 2/1 | 2-3-5 | 1-2 | 0-0 | 0-0 | 0-0 | 0 |
| Career | 2/1 | 2-3-5 | 1-2 | 0-0 | 0-0 | 0-0 | 0 |

Ryan Van Bergen
2011 Season

- Made 28th career start and had two tackles, one for loss, and one FR vs. Notre Dame; marked second consecutive outing with a FR.
 - Had three tackles and one FR vs. Western Michigan.
- Career**
- Made 28 starts along the defensive line.
 - Led the team lead with four sacks and tied for the team lead with 8.5 tackles for loss in 2010.
 - Recorded a career-best seven tackles vs. Mississippi State in the Gator Bowl in 2010.
 - Scored first career touchdown on a 14-yard fumble return at Wisconsin (Nov. 14, 2009).
 - Shared the 2009 Sophomore Award as the player that displayed toughness and a strong work ethic on the field and in the locker room.

| Year | GP/GS | S-A-TT | TFL | Sacks | Int. | FF-FR | PBU |
|---------------|--------------|-----------------|--------------|-------------|------------|------------|----------|
| 2008 | 12/1 | 8-5-13 | 0-0 | 0-0 | 0-0 | 0-0 | 1 |
| 2009 | 12/12 | 20-20-40 | 6.5-44 | 5-40 | 0-0 | 1-1 | 4 |
| 2010 | 13/13 | 21-16-37 | 8.5-43 | 4-35 | 0-0 | 0-0 | 1 |
| 2011 | 2/2 | 3-2-5 | 1-0 | 0-0 | 0-0 | 0-2 | 0 |
| Career | 39/28 | 52-43-95 | 16-87 | 9-75 | 0-0 | 1-3 | 6 |


Troy Woolfolk
2011 Season

- Made 13th career start vs. Western Michigan 9/3.
- Career**
- Suffered season-ending ankle injury in 2010 preseason.
 - Started all 12 games and had career-best 46 tackles in 2009.
 - Had career-best eight tackles vs. Notre Dame in 2009.

| Year | GP/GS | S-A-TT | TFL | Sacks | Int. | FF-FR | PBU |
|---------------|--------------|-----------------|------------|------------|------------|------------|----------|
| 2007 | 8/0 | 3-2-5 | 0-0 | 0-0 | 0-0 | 0-0 | 2 |
| 2008 | 12/0 | 8-2-10 | 0-0 | 0-0 | 0-0 | 0-0 | 0 |
| 2009 | 12/12 | 30-16-46 | 0-0 | 0-0 | 0-0 | 0-0 | 1 |
| 2010 | 0/0 | 0-0-0 | 0-0 | 0-0 | 0-0 | 0-0 | 0 |
| 2011 | 2/1 | 5-0-5 | 0-0 | 0-0 | 0-0 | 0-0 | 0 |
| Career | 34/13 | 46-20-66 | 0-0 | 0-0 | 0-0 | 0-0 | 3 |

WOLVERINE BITES

MIKE MARTIN




- 2011 Bednarik Award Watch List
- 2011 Rotary Lombardi Award Watch List
- 2010 All-Big Ten second team.
- Recorded his 100th career tackle vs. Wisconsin.
- Was third on the team with 2.5 sacks (32 yards).
- 2009 Richard Katcher Award recipient as Michigan's top defensive lineman.
- Recorded a career-best 51 tackles, 8.5 TFLs and two sacks as a starter in 2009.
- Set career high with 10 tackles and three TFLs at Wisconsin (Nov. 14, 2009).
- Sporting News All-Freshman second team in 2008.
- Assisted on at least one TFL in eight of the 12 games during the 2009 season.

RYAN VAN BERGEN



- 2011 Ted Hendricks Award Watch List
- Started 27 consecutive games along defensive line.
- Needs 5 tackles for 100 in his career; one sack shy of 10 during career.
- Contributed 93 tackles, 15 TFLs, nine sacks, six pass break-ups and two fumble recoveries during his career.
- Scored first and only career touchdown on a 14-yard fumble recovery at Wisconsin in 2009.
- Posted at least one stop in 29 straight games.
- Tallied a career-best three TFLs, one sack and five solo stops at Ohio State (Nov. 27, 2010).

JORDAN KOVACS



- 2011 Lott IMPACT Trophy Watch List candidate.
- Week 1 Lott IMPACT Player of the Week.
- Is tied for team lead with 18 tackles and leads team with two sacks.
- Former walk-on ranked second in the Big Ten with 116 tackles (8.9 avg.) in 2010 - tied for 42nd in the NCAA.
- 2009 CollegeFootballNews.com Freshman All-America second team.
- Finished second on the team with 75 tackles in 2009, including 4.5 TFLs and one interception.
- Posted 17 stops twice in his career - at Ohio State in 2010 and at Michigan State in 2009; his 17 stops were the most by any defender in the conference during the 2009 season.
- Has eight career double-digit tackle efforts.
- Walk-on in 2009 who earned a scholarship.

STARTING LINEUPS

2011 MICHIGAN STARTING LINEUPS • OFFENSE

| OPPONENT | WR | LT | LG | C | RG | RT | TE | WR | QB | WR | TB |
|-------------------|-----------|-------|-----------|------|--------|-------|-------|-------|------------|-----------|-----------|
| Western Michigan | Roundtree | Lewan | Schofield | Molk | Omameh | Huyge | Koger | Grady | D.Robinson | Hemingway | Toussaint |
| Notre Dame | Roundtree | Lewan | Barnum | Molk | Omameh | Huyge | Koger | Grady | D.Robinson | Hemingway | Shaw |
| Eastern Michigan | | | | | | | | | | | |
| San Diego State | | | | | | | | | | | |
| Minnesota | | | | | | | | | | | |
| at Northwestern | | | | | | | | | | | |
| at Michigan State | | | | | | | | | | | |
| Purdue | | | | | | | | | | | |
| at Iowa | | | | | | | | | | | |
| at Illinois | | | | | | | | | | | |
| Nebraska | | | | | | | | | | | |
| Ohio State | | | | | | | | | | | |

2011 MICHIGAN STARTING LINEUPS • DEFENSE

| OPPONENT | DE | DT | DT | DE | SAM | MIKE | WILL | LCB | SS | FS | RCB |
|-------------------|-----|--------|------------|-----------|------------|--------|--------|----------|--------|--------|-------|
| Western Michigan | Roh | Martin | Van Bergen | Heininger | Ryan | Demens | Herron | Woolfolk | Kovacs | Gordon | Avery |
| Notre Dame | Roh | Martin | Van Bergen | Heininger | Robinson** | Demens | Morgan | Floyd | Kovacs | Gordon | Avery |
| Eastern Michigan | | | | | | | | | | | |
| San Diego State | | | | | | | | | | | |
| Minnesota | | | | | | | | | | | |
| at Northwestern | | | | | | | | | | | |
| at Michigan State | | | | | | | | | | | |
| Purdue | | | | | | | | | | | |
| at Iowa | | | | | | | | | | | |
| at Illinois | | | | | | | | | | | |
| Nebraska | | | | | | | | | | | |
| Ohio State | | | | | | | | | | | |

** Denotes started as fifth DB.

MICHIGAN PRONUNCIATION GUIDE

| | | | |
|-------------------------|--------------|-----------------------------|-------------------|
| Al Backey | Back-ee | Kristian Mateus | Muh-tay-us |
| Jibreel Black | Juh-BREEL | Patrick Omameh | O-MAH-may |
| Seth Broekhuizen | Brook-hizen | Jordan Paskorz | Pass-korz |
| Kenny Demens | DEM-ins | Kris Pauloski | Pa-lowski |
| Drew Dileo | Dill-e-o | Tom Pomarico | pom-uh-RICO |
| Paul Gyarmati | G-are-mahti | Jihad Rasheed | JEE-hod Rah-SHEED |
| Will Hagerup | Haa-GRUP | Craig Roh | Row |
| Will Heininger | Hine-in-ger | Darryl Stonum | Stone-um |
| Stephen Hopkins | Steph-en | Terrence Talbott | TAL-bott |
| Mark Huyge | Hugh-ghee | Raymon Taylor | Ruh-MOAN |
| Rocko Khoury | Corey | Fitzgerald Toussaint | Two-sant |
| Mike Kwiatkowski | kwit-KOW-ski | Matt Wile | like 'while' |
| Taylor Lewan | Luh-wan | | |

MICHIGAN DEPTH CHART vs. EASTERN MICHIGAN

OFFENSE

WR 12 Roy Roundtree (6-0, 177, Sr./Jr.)
 19 Kelvin Grady (5-10, 177, 5th)
 17 Jeremy Jackson (6-3, 198, So.)

LT 77 Taylor Lewan (6-8, 302, Jr./So.)
 75 Michael Schofield (6-7, 299, Jr./So.)

LG 52 Ricky Barnum (6-3, 292, Sr./Jr.)
 57 Elliott Mealer (6-5, 310, Sr./Jr.)

C 50 David Molk (6-2, 286, 5th)
 63 Rocko Khoury (6-4, 287, Sr./Jr.)

RG 65 Patrick Omameh (6-4, 300, Sr./Jr.)
 57 Elliott Mealer (6-5, 310, Sr./Jr.)

RT 72 Mark Huyge (6-6, 302, 5th)
 75 Michael Schofield (6-7, 299, Jr./So.)

TE 86 Kevin Koger (6-4, 258, Sr.)
 89 Brandon Moore (6-5, 255, Sr./Jr.)
 84 Steve Watson (6-4, 255, 5th)

WR 21 Junior Hemingway (6-1, 222, 5th)
 10 Jeremy Gallon (5-8, 185, Jr./So.)
 9 Martavious Odoms (5-8, 173, Sr.)
 26 Drew Dileo (5-10, 172, So.)

QB 16 Denard Robinson (6-0, 195, Jr.)
 7 Devin Gardner (6-4, 205, So.)

FB 49 John McColgan (6-1, 240, 5th)
 84 Steve Watson (6-4, 255, 5th)

RB 28 Fitzgerald Toussaint (5-10, 195, Jr./So.)
 OR 20 Michael Shaw (6-1, 195, Sr.)
 2 Vincent Smith (5-6, 172, Jr.)
 33 Stephen Hopkins (6-0, 228, So.)

SPECIAL TEAMS

PK 34 Brendan Gibbons (6-1, 227, Jr./So.)
 OR 45 Matt Wile (6-2, 208, Fr.)

P 45 Matt Wile (6-2, 208, Fr.)
 OR 46 Seth Broekhuizen (6-1, 200, Jr./So.)

LS 91 Tom Pomarico (6-4, 240, 5th)
 54 Jareth Glanda (6-3, 255, Jr./So.)

H 26 Drew Dileo (5-10, 172, So.)
 10 Jeremy Gallon (5-8, 185, Jr./So.)

DEFENSE

DE 88 Craig Roh (6-5, 269, Jr.)
 55 Jibreel Black (6-2, 260, So.)
 57 Frank Clark (6-2, 228, Fr.)

DT 68 Mike Martin (6-2, 304, Sr.)
 73 Will Campbell (6-5, 322, Jr.)

DT 53 Ryan Van Bergen (6-6, 288, 5th)
 76 Quinton Washington (6-4, 302, Jr./So.)

DE 39 Will Heininger (6-6, 295, 5th)
 67 Nathan Brink (6-5, 263, Jr./So.)

SLB 4 Cam Gordon (6-3, 222, Jr./So.)
 90 Jake Ryan (6-3, 230, So./Fr.)
 97 Brennen Beyer (6-3, 225, Fr.)

MLB 25 Kenny Demens (6-1, 248, Sr./Jr.)
 42 J.B. Fitzgerald (6-3, 241, Sr.)
 27 Mike Jones (6-2, 224, Jr./So.)

WLB 7 Brandin Hawthorne (6-0, 214, Jr.)
 44 Desmond Morgan (6-1, 220, Fr.)
 58 Brandon Herron (6-2, 221, 5th)
 27 Mike Jones (6-2, 224, Jr./So.)

LCB 29 Troy Woolfolk (6-0, 191, 5th)
 18 Blake Countess (5-10, 176, Fr.)
 35 Gregg Brown (5-10, 192, Fr.)

SS 32 Jordan Kovacs (6-0, 197, Sr./Jr.)
 3 Marvin Robinson (6-2, 200, So.)

FS 30 Thomas Gordon (5-11, 208, Jr./So.)
 13 Carvin Johnson (6-0, 200, So.)
 14 Josh Furman (6-2, 208, So./Fr.)

RCB 8 J.T. Floyd (6-0, 185, Sr./Jr.)
 OR 5 Courtney Avery (5-11, 173, So.)
 17 Tony Anderson (5-11, 195, 5th)

KO 45 Matt Wile (6-2, 208, Fr.)
 46 Seth Broekhuizen (6-1, 195, Jr./So.)

PR 10 Jeremy Gallon (5-8, 185, Jr./So.)
 OR 26 Drew Dileo (5-10, 172, So.)
 21 Junior Hemingway (6-1, 222, 5th)
 9 Martavious Odoms (5-8, 173, Sr.)

KR 19 Kelvin Grady (5-10, 177, 5th)
 2 Vincent Smith (5-6, 172, Jr.)
 10 Jeremy Gallon (5-8, 185, Jr./So.)

START CHARTS

| OFFENSE | Current | | |
|------------------|---------|--------|--------|
| | '11 | Streak | Career |
| David Molk | 2 | 15 | 31 |
| Junior Hemingway | 2 | 3 | 21 |
| Kevin Koger | 2 | 2 | 21 |
| Roy Roundtree | 2 | 19 | 19 |
| Mark Huyge | 2 | 2 | 18 |
| Patrick Omameh | 2 | 18 | 18 |
| Denard Robinson | 2 | 15 | 15 |

| DEFENSE | Current | | |
|-----------------|---------|--------|--------|
| | '11 | Streak | Career |
| Ryan Van Bergen | 2 | 27 | 28 |
| Craig Roh | 2 | 27 | 27 |
| Mike Martin | 2 | 5 | 26 |
| Jordan Kovacs | 2 | 23 | 23 |

LONGEST ACTIVE STARTS STREAKS

| | |
|-----------------|----|
| Craig Roh | 27 |
| Ryan Van Bergen | 27 |
| Jordan Kovacs | 23 |

CAREER GAMES STARTED

| | |
|-----------------------|----|
| David Molk (C) | 31 |
| Ryan Van Bergen (DE) | 28 |
| Craig Roh (LB) | 27 |
| Mike Martin (DT) | 26 |
| Martavious Odoms (SR) | 23 |
| Jordan Kovacs (SS) | 23 |
| Junior Hemingway (WR) | 21 |
| Kevin Koger (TE) | 21 |
| Roy Roundtree (SR) | 19 |
| Mark Huyge (OT) | 18 |
| Patrick Omameh (OG) | 18 |

CAREER GAMES PLAYED

| | |
|-----------------------|----|
| J.B. Fitzgerald (LB) | 39 |
| Ryan Van Bergen (DE) | 39 |
| Mike Martin (DT) | 38 |
| Junior Hemingway (WR) | 38 |
| Kevin Koger (TE) | 36 |
| Troy Woolfolk (CB) | 34 |
| Brandon Herron (LB) | 32 |
| Mike Shaw (RB) | 32 |
| David Molk (C) | 31 |
| Martavious Odoms (SR) | 28 |

2011 MICHIGAN FOOTBALL ROSTERS

NUMERICAL ROSTER

| No. | Player | Pos. |
|-----|-------------------------|------|
| 2 | Smith, Vincent ** | RB |
| 3 | Bellomy, Russell | QB |
| 3 | Robinson, Marvin * | S |
| 4 | Gordon, Cameron * | LB |
| 4 | Wilson, Steve | QB |
| 5 | Avery, Courtney * | CB |
| 5 | Hayes, Justice | RB |
| 7 | Gardner, Devin | QB |
| 7 | Hawthorne, Brandin * | LB |
| 8 | Floyd, J.T. ** | CB |
| 9 | Odoms, Martavious *** | WR |
| 10 | Gallon, Jeremy * | WR |
| 12 | Roundtree, Roy ** | WR |
| 13 | Johnson, Carvin * | S |
| 13 | Fry, Ben | QB |
| 14 | Furman, Josh | S |
| 14 | Kennedy, Jack | QB |
| 15 | Cox, Michael ** | RB |
| 16 | Robinson, Denard ** | QB |
| 17 | Anderson, Tony *** | CB |
| 17 | Jackson, Jeremy * | WR |
| 18 | Countess, Blake | DB |
| 18 | Rasheed, Jihad | RB |
| 19 | Grady, Kelvin ** | WR |
| 19 | Zeller, Charlie | S |
| 20 | Carter, Tamani | DB |
| 20 | Shaw, Michael *** | RB |
| 21 | Hemingway, Junior *** | WR |
| 21 | Taylor, Raymon | DB |
| 22 | Stonum, Darryl *** | WR |
| 23 | Simmons, Floyd ** | S |
| 24 | Hollowell, Delonte | DB |
| 25 | Demens, Kenny ** | LB |
| 26 | Dileo, Drew * | WR |
| 27 | Jones, Mike * | LB |
| 28 | Cavanaugh, Matthew *S | S |
| 28 | Toussaint, Fitzgerald * | RB |
| 29 | Woolfolk, Troy *** | CB |
| 30 | Gordon, Thomas * | S |
| 31 | Van Slyke, Jared * | S |
| 32 | Kovacs, Jordan ** | S |
| 32 | Swanson, O'Neil | RB |
| 33 | Hopkins, Stephen * | RB |
| 34 | Bell, Isaiah | LB |
| 34 | Gibbons, Brendan * | PK |
| 35 | Barpal, Jordan | WR |
| 35 | Brown, Greg | CB |
| 36 | Johnson, Zac *** | S |
| 36 | Kerridge, Joe | FB |
| 37 | Talbott, Terrence * | CB |
| 38 | Backey, Al * | CB |
| 38 | Rawls, Thomas | RB |
| 39 | Heininger, Will *** | DE |
| 40 | Allspach, Nate | TE |
| 40 | Poole, Antonio | LB |
| 41 | Wilkins, Kenny | DT |
| 42 | Esterline, Dylan | TE |

ALPHABETICAL ROSTER

| No. | Player | Pos. | Ht. | Wt. | Year/Elig. | Hometown (High School/Previous School) |
|-----|-----------------------|------|------|-----|------------|--|
| 40 | Allspach, Nate | TE | 6-6 | 224 | So./Fr. | Grand Rapids, Mich. (Grandville) |
| 17 | Anderson, Tony *** | CB | 5-11 | 195 | 5th | Redondo Beach, Calif. (Redondo Union) |
| 54 | Ash, Richard | DT | 6-3 | 301 | So./Fr. | Pahokee, Fla. (Pahokee) |
| 5 | Avery, Courtney * | CB | 5-11 | 173 | So. | Mansfield, Ohio (Lexington) |
| 38 | Backey, Al * | CB | 5-10 | 181 | Jr./So. | Ypsilanti, Mich. (Ypsilanti) |
| 52 | Barnum, Ricky ** | OL | 6-3 | 292 | Sr./Jr. | Lakeland, Fla. (Lake Gibson) |
| 35 | Barpal, Jordan | WR | 5-10 | 166 | Sr./Jr. | West Bloomfield, Mich. (Seaholm) |
| 34 | Bell, Isaiah | LB | 6-1 | 250 | Jr./So. | Youngstown, Ohio (Liberty) |
| 3 | Bellomy, Russell | QB | 6-3 | 189 | Fr. | Arlington, Texas (Martin) |
| 97 | Beyer, Brennen | LB | 6-3 | 225 | Fr. | Canton, Mich. (Plymouth) |
| 55 | Black, Jibreel * | DE | 6-2 | 260 | So. | Cincinnati, Ohio (Wyoming) |
| 67 | Brink, Nathan | DT | 6-5 | 263 | Jr./So. | Holland, Mich. (Holland Christian) |
| 46 | Broekhuizen, Seth * | PK | 6-1 | 200 | Jr./So. | Holland, Mich. (Holland Christian) |
| 35 | Brown, Greg | CB | 5-10 | 192 | Fr. | Fremont, Ohio (Ross) |
| 58 | Bryant, Chris | OL | 6-4 | 341 | Fr. | Chicago, Ill. (Simeon) |
| 56 | Burzynski, Joey | OL | 6-1 | 284 | So./Fr. | Carlsbad, Calif. (Carlsbad) |
| 73 | Campbell, William ** | DT | 6-5 | 322 | Jr. | Detroit, Mich. (Cass Technical) |
| 20 | Carter, Tamani | DB | 5-11 | 175 | Fr. | Pickerington, Ohio (Central) |
| 28 | Cavanaugh, Matthew *S | S | 5-10 | 190 | Sr./Jr. | Alto, Mich. (Caledonia) |
| 57 | Clark, Frank | DE | 6-2 | 228 | Fr. | Cleveland, Ohio (Glenville) |
| 18 | Countess, Blake | DB | 5-10 | 176 | Fr. | Owings Mills, Md. (Our Lady of Good Counsel) |
| 15 | Cox, Michael ** | RB | 6-0 | 214 | Sr./Jr. | Dorchester, Mass. (Avon Old Farms) |
| 25 | Demens, Kenny ** | LB | 6-1 | 248 | Sr./Jr. | Oak Park, Mich. (Detroit Country Day) |
| 26 | Dileo, Drew * | WR | 5-10 | 172 | So. | Greenwell Springs, La. (Parkview Baptist) |
| 93 | Eddins, Chris | DE | 6-5 | 265 | So./Fr. | Detroit, Mich. (Country Day) |
| 42 | Esterline, Dylan | TE | 6-5 | 237 | So./Fr. | Blissfield, Mich. (Blissfield) |
| 51 | Evans, Marell | LB | 6-3 | 237 | 5th | Richmond, Va. (Varina) |
| 42 | Fitzgerald, J.B. *** | LB | 6-3 | 241 | Sr. | Princeton Junction, N.J. (West Windsor Plainsboro) |
| 8 | Floyd, J.T. ** | CB | 6-0 | 185 | Sr./Jr. | Greenville, S.C. (J.L. Mann) |
| 13 | Fry, Ben | QB | 5-10 | 178 | Fr. | Grosse Pointe Farms, Mich. (Grosse Pointe South) |
| 14 | Furman, Josh | S | 6-2 | 208 | So./Fr. | Annapolis, Md. (Old Mill Senior) |
| 10 | Gallon, Jeremy * | WR | 5-8 | 185 | Jr./So. | Apopka, Fla. (Apopka) |
| 7 | Gardner, Devin | QB | 6-4 | 205 | So. | Detroit, Mich. (Inkster) |
| 34 | Gibbons, Brendan * | PK | 6-1 | 241 | Jr./So. | West Palm Beach, Fla. (Cardinal Newman) |
| 54 | Glanda, Jareth | LS | 6-3 | 255 | Jr./So. | Rochester Hills, Mich. (Brother Rice) |
| 61 | Glasgow, Graham | OL | 6-6 | 314 | Fr. | Aurora, Ill. (Marmion Academy) |
| 4 | Gordon, Cameron * | LB | 6-3 | 222 | Jr./So. | Detroit, Mich. (Inkster) |
| 30 | Gordon, Thomas * | S | 5-11 | 208 | Jr./So. | Detroit, Mich. (Cass Technical) |
| 19 | Grady, Kelvin ** | WR | 5-10 | 177 | 5th | Grand Rapids, Mich. (East Grand Rapids) |
| 94 | Graman, Curt | LS | 6-5 | 200 | Jr./So. | Cincinnati, Ohio (Elder) |
| 69 | Gunderson, Erik | OL | 6-8 | 312 | Jr./So. | Milan, Mich. (Milan) |
| 59 | Gyarmati, Paul * | LB | 6-1 | 216 | Sr./Jr. | Birmingham, Mich. (Brother Rice) |
| 43 | Hagerup, Will * | P | 6-4 | 225 | So. | Milwaukee, Wis. (Whitefish Bay) |
| 7 | Hawthorne, Brandin * | LB | 6-0 | 214 | Jr. | Pahokee, Fla. (Pahokee) |
| 5 | Hayes, Justice | RB | 5-10 | 176 | Fr. | Grand Blanc, Mich. (Grand Blanc Community) |
| 39 | Heininger, Will *** | DE | 6-6 | 295 | 5th | Ann Arbor, Mich. (Pioneer) |
| 92 | Heitzman, Keith | DE | 6-3 | 251 | Fr. | Hilliard, Ohio (Hilliard Davidson) |
| 21 | Hemingway, Junior *** | WR | 6-1 | 222 | 5th | Conway, S.C. (Conway) |
| 58 | Herron, Brandon *** | LB | 6-2 | 221 | 5th | Stafford, Texas (Dulles) |
| 24 | Hollowell, Delonte | DB | 5-9 | 164 | Fr. | Detroit, Mich. (Cass Technical) |
| 33 | Hopkins, Stephen * | RB | 6-0 | 228 | So. | Double Oak, Texas (Marcus) |
| 72 | Huyge, Mark *** | OL | 6-6 | 302 | 5th | Wyoming, Mich. (Catholic Central) |
| 17 | Jackson, Jeremy * | WR | 6-3 | 198 | So. | Ann Arbor, Mich. (Huron) |
| 13 | Johnson, Carvin * | S | 6-0 | 200 | So. | Metairie, La. (Archbishop Rummel) |
| 36 | Johnson, Zac *** | S | 6-2 | 205 | 5th | Morenci, Mich. (Morenci) |
| 27 | Jones, Mike * | LB | 6-2 | 224 | Jr./So. | Orlando, Fla. (Edgewater) |

2011 MICHIGAN FOOTBALL ROSTERS

ALPHABETICAL ROSTER

| No. | Player | Pos. | Ht. | Wt. | Year/Elig. | Hometown (High School/Previous School) |
|-----|-------------------------|------|------|-----|------------|---|
| 14 | Kennedy, Jack | QB | 5-11 | 185 | Sr./Jr. | Walled Lake, Mich. (Walled Lake Central) |
| 36 | Kerridge, Joe | FB | 6-0 | 231 | Fr. | Traverse City, Mich. (St. Francis) |
| 63 | Khoury, Rocko ** | OL | 6-4 | 287 | Sr./Jr. | Traverse City, Mich. (Traverse City West) |
| 86 | Koger, Kevin *** | TE | 6-4 | 258 | Sr. | Toledo, Ohio (Whitmer) |
| 32 | Kovacs, Jordan ** | S | 6-0 | 197 | Sr./Jr. | Curtice, Ohio (Clay) |
| 81 | Kwiatkowski, Mike | TE | 6-5 | 257 | Sr./Jr. | Macomb, Mich. (Dakota) |
| 77 | Lewan, Taylor * | OL | 6-8 | 302 | Jr./So. | Scottsdale, Ariz. (Chaparral) |
| 68 | Martin, Mike *** | DT | 6-2 | 304 | Sr. | Redford, Mich. (Catholic Central) |
| 70 | Mateus, Kristian | OL | 6-7 | 285 | So./Fr. | Ada, Mich. (Forest Hills Central) |
| 49 | McColgan, John ** | FB | 6-1 | 240 | 5th | Saginaw, Mich. (Nouvel Catholic) |
| 57 | Mealer, Elliott ** | OL | 6-5 | 310 | Sr./Jr. | Wauseon, Ohio (Wauseon) |
| 60 | Miller, Jack | OL | 6-4 | 263 | Fr. | Perrysburg, Ohio (St. John's Jesuit) |
| 80 | Miller, Ricardo | TE | 6-4 | 234 | So./Fr. | Orlando, Fla. (Dr. Phillips [Fla.]/Pioneer [Mich.]) |
| 50 | Molk, David *** | OL | 6-2 | 286 | 5th | Lemont, Ill. (Lemont Township) |
| 89 | Moore, Brandon | TE | 6-5 | 255 | Sr./Jr. | Trotwood, Ohio (Trotwood-Madison) |
| 66 | Morales, George | LS | 6-0 | 236 | Sr./Jr. | North Las Vegas, Nev. (Mojave) |
| 44 | Morgan, Desmond | LB | 6-1 | 220 | Fr. | Holland, Mich. (West Ottawa) |
| 9 | Odoms, Martavious *** | WR | 5-8 | 173 | Sr. | Pahokee, Fla. (Pahokee) |
| 65 | Onameh, Patrick ** | OL | 6-4 | 300 | Sr./Jr. | Columbus, Ohio (St. Francis DeSales) |
| 94 | Paskorz, Jordan | LB | 6-3 | 246 | So./Fr. | Gibsonia, Pa. (Hampton) |
| 93 | Pauloski, Kris | PK | 6-3 | 204 | Jr./So. | Indianapolis, Ind. (Pike) |
| 91 | Pomarico, Tom ** | LS | 6-4 | 240 | 5th | Jackson, Mich. (Lumen Christi) |
| 40 | Poole, Antonio | LB | 6-2 | 212 | Fr. | Cincinnati, Ohio (Winton Woods) |
| 18 | Rasheed, Jihad | RB | 5-10 | 172 | So./Fr. | Detroit, Mich. (Southeastern) |
| 38 | Rawls, Thomas | RB | 5-10 | 219 | Fr. | Flint, Mich. (Flint Northern) |
| 85 | Reynolds, Joe * | WR | 6-1 | 191 | Jr./So. | Rochester, Mich. (Rochester Adams) |
| 16 | Robinson, Denard ** | QB | 6-0 | 195 | Jr. | Deerfield Beach, Fla. (Deerfield Beach) |
| 83 | Robinson, Jerald | WR | 6-1 | 206 | So./Fr. | Canton, Ohio (South) |
| 3 | Robinson, Marvin * | S | 6-2 | 200 | So. | Winter Haven, Fla. (Lake Region) |
| 82 | Robinson, Terrence * | WR | 5-9 | 177 | Sr./Jr. | Klein, Texas (Oak) |
| 95 | Rock, Chris | DE | 6-5 | 267 | Fr. | Columbus, Ohio (St. Francis DeSales) |
| 88 | Roh, Craig ** | DE | 6-5 | 269 | Jr. | Scottsdale, Ariz. (Chaparral) |
| 96 | Ross, Jeremy | PK | 5-5 | 150 | So./Fr. | Ann Arbor, Mich. (Pioneer) |
| 12 | Roundtree, Roy ** | WR | 6-0 | 177 | Sr./Jr. | Trotwood, Ohio (Trotwood-Madison) |
| 90 | Ryan, Jake | LB | 6-3 | 230 | So./Fr. | Westlake, Ohio (St. Ignatius) |
| 75 | Schofield, Michael * | OL | 6-7 | 299 | Jr./So. | Orland Park, Ill. (Carl Sandburg) |
| 60 | Schwab, Alex | DT | 6-0 | 241 | Sr./Jr. | Manassas, Va. (Osborn Park) |
| 20 | Shaw, Michael *** | RB | 6-1 | 195 | Sr. | Trotwood, Ohio (Trotwood-Madison) |
| 23 | Simmons, Floyd ** | S | 6-0 | 194 | Sr./Jr. | Detroit, Mich. (Crockett Technical) |
| 2 | Smith, Vincent ** | RB | 5-6 | 172 | Jr. | Pahokee, Fla. (Pahokee) |
| 22 | Stonum, Darryl *** | WR | 6-2 | 195 | Sr. | Stafford, Texas (Dulles) |
| 32 | Swanson, O'Neil | RB | 5-10 | 162 | Jr./So. | West Bloomfield, Mich. (Detroit Country Day) |
| 37 | Talbott, Terrence * | CB | 5-11 | 178 | So. | Huber Heights, Ohio (Wayne) |
| 21 | Taylor, Raymon | DB | 5-10 | 169 | Fr. | Detroit, Mich. (Highland Park) |
| 28 | Toussaint, Fitzgerald * | RB | 5-10 | 195 | Jr./So. | Youngstown, Ohio (Liberty) |
| 53 | Van Bergen, Ryan *** | DE | 6-6 | 288 | 5th | Whitehall, Mich. (Whitehall) |
| 31 | Van Slyke, Jared * | S | 6-2 | 195 | 5th | St. Louis, Mo. (John Burroughs) |
| 76 | Washington, Quinton *DT | DT | 6-4 | 302 | Jr./So. | St. Stephen, S.C. (Timberland) |
| 84 | Watson, Steve *** | TE | 6-4 | 255 | 5th | Cherry Hills Village, Colo. (Mullen) |
| 45 | Wile, Matt | K | 6-2 | 208 | Fr. | San Diego, Calif. (Francis Parker) |
| 41 | Wilkins, Kenny | DT | 6-3 | 280 | So./Fr. | Washington, Pa. (Trinity) |
| 4 | Wilson, Steve | QB | 5-11 | 180 | Sr./Jr. | White Lake, Mich. (Lakeland) |
| 29 | Woolfolk, Troy *** | CB | 6-0 | 191 | 5th | Sugar Land, Texas (Dulles) |
| 19 | Zeller, Charlie | S | 5-11 | 194 | Jr./So. | Centennial, Colo. (Cherry Creek) |

NUMERICAL ROSTER

| No. | Player | Pos. |
|-----|-------------------------|------|
| 42 | Fitzgerald, J.B. *** | LB |
| 43 | Hagerup, Will * | P |
| 44 | Morgan, Desmond | LB |
| 45 | Wile, Matt | K |
| 46 | Broekhuizen, Seth * | PK |
| 49 | McColgan, John ** | FB |
| 50 | Molk, David *** | OL |
| 51 | Evans, Marell | LB |
| 52 | Barnum, Ricky ** | OL |
| 53 | Van Bergen, Ryan *** | DE |
| 54 | Ash, Richard | DT |
| 54 | Glanda, Jareth | LS |
| 55 | Black, Jibreel * | DE |
| 56 | Burzynski, Joey | OL |
| 57 | Clark, Frank | DE |
| 57 | Mealer, Elliott ** | OL |
| 58 | Bryant, Chris | OL |
| 58 | Herron, Brandon *** | LB |
| 59 | Gyarmati, Paul * | LB |
| 60 | Miller, Jack | OL |
| 60 | Schwab, Alex | DT |
| 61 | Glasgow, Graham | OL |
| 63 | Khoury, Rocko ** | OL |
| 65 | Onameh, Patrick ** | OL |
| 66 | Morales, George | LS |
| 67 | Brink, Nathan | DT |
| 68 | Martin, Mike *** | DT |
| 69 | Gunderson, Erik | OL |
| 70 | Mateus, Kristian | OL |
| 72 | Huyge, Mark *** | OL |
| 73 | Campbell, William ** | DT |
| 75 | Schofield, Michael * | OL |
| 76 | Washington, Quinton *DT | DT |
| 77 | Lewan, Taylor * | OL |
| 80 | Miller, Ricardo | TE |
| 81 | Kwiatkowski, Mike | TE |
| 82 | Robinson, Terrence * | WR |
| 83 | Robinson, Jerald | WR |
| 84 | Watson, Steve *** | TE |
| 85 | Reynolds, Joe * | WR |
| 86 | Koger, Kevin *** | TE |
| 88 | Roh, Craig ** | DE |
| 89 | Moore, Brandon | TE |
| 90 | Ryan, Jake | LB |
| 91 | Pomarico, Tom ** | LS |
| 92 | Heitzman, Keith | DE |
| 93 | Eddins, Chris | DE |
| 93 | Pauloski, Kris | PK |
| 94 | Graman, Curt | LS |
| 94 | Paskorz, Jordan | LB |
| 95 | Rock, Chris | DE |
| 96 | Ross, Jeremy | PK |
| 97 | Beyer, Brennen | LB |

2011 ROSTER BREAKDOWN

ROSTER BY STATE

| No. | Player | Pos. |
|--------------------------|-----------------------|------|
| Arizona (2) | | |
| 77 | Lewan, Taylor * | OL |
| 88 | Roh, Craig ** | DE |
| California (3) | | |
| 17 | Anderson, Tony *** | CB |
| 56 | Burzynski, Joey | OL |
| 45 | Wile, Matt | K |
| Colorado (2) | | |
| 84 | Watson, Steve *** | TE |
| 19 | Zeller, Charlie | S |
| Florida (11) | | |
| 54 | Ash, Richard | DT |
| 52 | Barnum, Ricky ** | OL |
| 10 | Gallon, Jeremy * | WR |
| 34 | Gibbons, Brendan * | PK |
| 7 | Hawthorne, Brandin * | LB |
| 27 | Jones, Mike * | LB |
| 80 | Miller, Ricardo | TE |
| 9 | Odoms, Martavious *** | WR |
| 16 | Robinson, Denard ** | QB |
| 3 | Robinson, Marvin * | S |
| 2 | Smith, Vincent ** | RB |
| Illinois (4) | | |
| 58 | Bryant, Chris | OL |
| 61 | Glasgow, Graham | OL |
| 50 | Molk, David *** | OL |
| 75 | Schofield, Michael * | OL |
| Indiana (1) | | |
| 93 | Pauloski, Kris | PK |
| Louisiana (2) | | |
| 26 | Dileo, Drew * | WR |
| 13 | Johnson, Carvin * | S |
| Massachusetts (1) | | |
| 15 | Cox, Michael ** | RB |
| Maryland (2) | | |
| 18 | Countess, Blake | DB |
| 14 | Furman, Josh | S |
| Michigan (43) | | |
| 40 | Allspach, Nate | TE |
| 38 | Backey, Al * | CB |
| 35 | Barpal, Jordan | WR |
| 97 | Beyer, Brennen | LB |
| 67 | Brink, Nathan | DT |
| 46 | Broekhuizen, Seth * | PK |
| 73 | Campbell, William ** | DT |
| 28 | Cavanaugh, Matthew * | S |
| 25 | Demens, Kenny ** | LB |
| 93 | Eddins, Chris | DE |
| 42 | Esterline, Dylan | TE |
| 13 | Fry, Ben | QB |
| 7 | Gardner, Devin | QB |
| 54 | Glanda, Jareth | LS |
| 4 | Gordon, Cameron * | LB |
| 30 | Gordon, Thomas * | S |
| 19 | Grady, Kelvin ** | WR |
| 69 | Gunderson, Erik | OL |
| 59 | Gyarmati, Paul * | LB |
| 5 | Hayes, Justice | RB |
| 39 | Heininger, Will *** | DE |
| 24 | Hollowell, Delonte | DB |
| 72 | Huyge, Mark *** | OL |
| 17 | Jackson, Jeremy * | WR |
| 36 | Johnson, Zac *** | S |
| 14 | Kennedy, Jack | QB |
| 36 | Kerridge, Joe | FB |

ROSTER BY POSITION

Quarterback

| No. | Player | Pos. | Ht. | Wt. | Year/Elig. | Hometown (High School/Previous School) |
|-----|---------------------|------|------|-----|------------|--|
| 3 | Bellomy, Russell | QB | 6-3 | 189 | Fr. | Arlington, Texas (Martin) |
| 13 | Fry, Ben | QB | 5-10 | 178 | Fr. | Grosse Pointe Farms, Mich. (Grosse Pointe South) |
| 7 | Gardner, Devin | QB | 6-4 | 205 | So. | Detroit, Mich. (Inkster) |
| 14 | Kennedy, Jack | QB | 5-11 | 185 | Sr./Jr. | Walled Lake, Mich. (Walled Lake Central) |
| 16 | Robinson, Denard ** | QB | 6-0 | 195 | Jr. | Deerfield Beach, Fla. (Deerfield Beach) |
| 4 | Wilson, Steve | QB | 5-11 | 180 | Sr./Jr. | White Lake, Mich. (Lakeland) |

Running Back

| | | | | | | |
|----|-------------------------|----|------|-----|---------|--|
| 15 | Cox, Michael ** | RB | 6-0 | 214 | Sr./Jr. | Dorchester, Mass. (Avon Old Farms) |
| 5 | Hayes, Justice | RB | 5-10 | 176 | Fr. | Grand Blanc, Mich. (Grand Blanc Community) |
| 33 | Hopkins, Stephen * | RB | 6-0 | 228 | So. | Double Oak, Texas (Marcus) |
| 36 | Kerridge, Joe | FB | 6-0 | 231 | Fr. | Traverse City, Mich. (St. Francis) |
| 49 | McColgan, John ** | FB | 6-1 | 240 | 5th | Saginaw, Mich. (Nouvel Catholic) |
| 18 | Rasheed, Jihad | RB | 5-10 | 172 | So./Fr. | Detroit, Mich. (Southeastern) |
| 38 | Rawls, Thomas | RB | 5-10 | 219 | Fr. | Flint, Mich. (Flint Northern) |
| 20 | Shaw, Michael *** | RB | 6-1 | 195 | Sr. | Trotwood, Ohio (Trotwood-Madison) |
| 2 | Smith, Vincent ** | RB | 5-6 | 172 | Jr. | Pahokee, Fla. (Pahokee) |
| 32 | Swanson, O'Neil | RB | 5-10 | 162 | Jr./So. | West Bloomfield, Mich. (Detroit Country Day) |
| 28 | Toussaint, Fitzgerald * | RB | 5-10 | 195 | Jr./So. | Youngstown, Ohio (Liberty) |

Wide Receiver

| | | | | | | |
|----|-----------------------|----|------|-----|---------|---|
| 35 | Barpal, Jordan | WR | 5-10 | 166 | Sr./Jr. | West Bloomfield, Mich. (Seaholm) |
| 26 | Dileo, Drew * | WR | 5-10 | 172 | So. | Greenwell Springs, La. (Parkview Baptist) |
| 10 | Gallon, Jeremy * | WR | 5-8 | 185 | Jr./So. | Apopka, Fla. (Apopka) |
| 19 | Grady, Kelvin ** | WR | 5-10 | 177 | 5th | Grand Rapids, Mich. (East Grand Rapids) |
| 21 | Hemingway, Junior *** | WR | 6-1 | 222 | 5th | Conway, S.C. (Conway) |
| 17 | Jackson, Jeremy * | WR | 6-3 | 198 | So. | Ann Arbor, Mich. (Huron) |
| 9 | Odoms, Martavious *** | WR | 5-8 | 173 | Sr. | Pahokee, Fla. (Pahokee) |
| 85 | Reynolds, Joe * | WR | 6-1 | 191 | Jr./So. | Rochester, Mich. (Rochester Adams) |
| 83 | Robinson, Jerald | WR | 6-1 | 206 | So./Fr. | Canton, Ohio (South) |
| 82 | Robinson, Terrence * | WR | 5-9 | 177 | Sr./Jr. | Klein, Texas (Oak) |
| 12 | Roundtree, Roy ** | WR | 6-0 | 177 | Sr./Jr. | Trotwood, Ohio (Trotwood-Madison) |
| 22 | Stonum, Darryl *** | WR | 6-2 | 195 | Sr. | Stafford, Texas (Dulles) |

Tight End

| | | | | | | |
|----|-------------------|----|-----|-----|---------|---|
| 40 | Allspach, Nate | TE | 6-6 | 224 | So./Fr. | Grand Rapids, Mich. (Grandville) |
| 42 | Esterline, Dylan | TE | 6-5 | 237 | So./Fr. | Blissfield, Mich. (Blissfield) |
| 86 | Koger, Kevin *** | TE | 6-4 | 258 | Sr. | Toledo, Ohio (Whitmer) |
| 81 | Kwiatkowski, Mike | TE | 6-5 | 257 | Sr./Jr. | Macomb, Mich. (Dakota) |
| 80 | Miller, Ricardo | TE | 6-4 | 234 | So./Fr. | Orlando, Fla. (Dr. Phillips [Fla.]/Pioneer [Mich.]) |
| 89 | Moore, Brandon | TE | 6-5 | 255 | Sr./Jr. | Trotwood, Ohio (Trotwood-Madison) |
| 84 | Watson, Steve *** | TE | 6-4 | 255 | 5th | Cherry Hills Village, Colo. (Mullen) |

Offensive Line

| | | | | | | |
|----|----------------------|----|-----|-----|---------|---|
| 52 | Barnum, Ricky ** | OL | 6-3 | 292 | Sr./Jr. | Lakeland, Fla. (Lake Gibson) |
| 58 | Bryant, Chris | OL | 6-4 | 341 | Fr. | Chicago, Ill. (Simeon) |
| 56 | Burzynski, Joey | OL | 6-1 | 284 | So./Fr. | Carlsbad, Calif. (Carlsbad) |
| 61 | Glasgow, Graham | OL | 6-6 | 314 | Fr. | Aurora, Ill. (Marmion Academy) |
| 69 | Gunderson, Erik | OL | 6-8 | 312 | Jr./So. | Milan, Mich. (Milan) |
| 72 | Huyge, Mark *** | OL | 6-6 | 302 | 5th | Wyoming, Mich. (Catholic Central) |
| 63 | Khoury, Rocko ** | OL | 6-4 | 287 | Sr./Jr. | Traverse City, Mich. (Traverse City West) |
| 77 | Lewan, Taylor * | OL | 6-8 | 302 | Jr./So. | Scottsdale, Ariz. (Chaparral) |
| 70 | Mateus, Kristian | OL | 6-7 | 285 | So./Fr. | Ada, Mich. (Forest Hills Central) |
| 57 | Mealer, Elliott ** | OL | 6-5 | 310 | Sr./Jr. | Wauseon, Ohio (Wauseon) |
| 60 | Miller, Jack | OL | 6-4 | 263 | Fr. | Perrysburg, Ohio (St. John's Jesuit) |
| 50 | Molk, David *** | OL | 6-2 | 286 | 5th | Lemont, Ill. (Lemont Township) |
| 65 | Omameh, Patrick ** | OL | 6-4 | 300 | Sr./Jr. | Columbus, Ohio (St. Francis DeSales) |
| 75 | Schofield, Michael * | OL | 6-7 | 299 | Jr./So. | Orland Park, Ill. (Carl Sandburg) |

ROSTER BY POSITION

Defensive Line

| | | | | | | |
|----|-------------------------|-----|-----|---------|--------------------------------|--------------------------------------|
| 54 | Ash, Richard | DT | 6-3 | 301 | So./Fr. | Pahokee, Fla. (Pahokee) |
| 55 | Black, Jibreel * | LB | 6-2 | 260 | So. | Cincinnati, Ohio (Wyoming) |
| 67 | Brink, Nathan | DT | 6-5 | 263 | Jr./So. | Holland, Mich. (Holland Christian) |
| 73 | Campbell, William ** | DT | 6-5 | 322 | Jr. | Detroit, Mich. (Cass Technical) |
| 57 | Clark, Frank | DE | 6-2 | 228 | Fr. | Cleveland, Ohio (Glenville) |
| 93 | Eddins, Chris | DE | 6-5 | 265 | So./Fr. | Detroit, Mich. (Country Day) |
| 39 | Heininger, Will *** | DE | 6-6 | 295 | 5th | Ann Arbor, Mich. (Pioneer) |
| 92 | Heitzman, Keith | DE | 6-3 | 251 | Fr. | Hilliard, Ohio (Hilliard Davidson) |
| 68 | Martin, Mike *** | DT | 6-2 | 304 | Sr. | Redford, Mich. (Catholic Central) |
| 95 | Rock, Chris | DE | 6-5 | 267 | Fr. | Columbus, Ohio (St. Francis DeSales) |
| 88 | Roh, Craig ** | DE | 6-5 | 269 | Jr. | Scottsdale, Ariz. (Chaparral) |
| 60 | Schwab, Alex | DT | 6-0 | 241 | Sr./Jr. | Manassas, Va. (Osborn Park) |
| 53 | Van Bergen, Ryan *** | DE | 6-6 | 288 | 5th | Whitehall, Mich. (Whitehall) |
| 76 | Washington, Quinton *DT | 6-4 | 302 | Jr./So. | St. Stephen, S.C. (Timberland) | |
| 41 | Wilkins, Kenny | DT | 6-3 | 280 | So./Fr. | Washington, Pa. (Trinity) |

Linebacker

| | | | | | | |
|----|----------------------|----|-----|-----|---------|--|
| 34 | Bell, Isaiah | LB | 6-1 | 250 | Jr./So. | Youngstown, Ohio (Liberty) |
| 97 | Beyer, Brennen | LB | 6-3 | 225 | Fr. | Canton, Mich. (Plymouth) |
| 25 | Demens, Kenny ** | LB | 6-1 | 248 | Sr./Jr. | Oak Park, Mich. (Detroit Country Day) |
| 51 | Evans, Marell | LB | 6-3 | 237 | 5th | Richmond, Va. (Varina) |
| 42 | Fitzgerald, J.B. *** | LB | 6-3 | 241 | Sr. | Princeton Junction, N.J. (West Windsor Plainsboro) |
| 4 | Gordon, Cameron * | LB | 6-3 | 222 | Jr./So. | Detroit, Mich. (Inkster) |
| 59 | Gyarmati, Paul * | LB | 6-1 | 216 | Sr./Jr. | Birmingham, Mich. (Brother Rice) |
| 7 | Hawthorne, Brandin * | LB | 6-0 | 214 | Jr. | Pahokee, Fla. (Pahokee) |
| 58 | Herron, Brandon *** | LB | 6-2 | 221 | 5th | Stafford, Texas (Dulles) |
| 27 | Jones, Mike * | LB | 6-2 | 224 | Jr./So. | Orlando, Fla. (Edgewater) |
| 44 | Morgan, Desmond | LB | 6-1 | 220 | Fr. | Holland, Mich. (West Ottawa) |
| 94 | Paskorz, Jordan | LB | 6-3 | 246 | So./Fr. | Gibsonia, Pa. (Hampton) |
| 40 | Poole, Antonio | LB | 6-2 | 212 | Fr. | Cincinnati, Ohio (Winton Woods) |
| 90 | Ryan, Jake | LB | 6-3 | 230 | So./Fr. | Westlake, Ohio (St. Ignatius) |

Secondary

| | | | | | | |
|----|-----------------------|------|------|---------|-------------------------|--|
| 17 | Anderson, Tony *** | CB | 5-11 | 195 | 5th | Redondo Beach, Calif. (Redondo Union) |
| 5 | Avery, Courtney * | CB | 5-11 | 173 | So. | Mansfield, Ohio (Lexington) |
| 38 | Backey, Al * | CB | 5-10 | 181 | Jr./So. | Ypsilanti, Mich. (Ypsilanti) |
| 35 | Brown, Gregg | CB | 5-10 | 192 | Fr. | Fremont, Ohio (Ross) |
| 20 | Carter, Tamani | DB | 5-11 | 175 | Fr. | Pickerington, Ohio (Central) |
| 28 | Cavanaugh, Matthew *S | 5-10 | 190 | Sr./Jr. | Alto, Mich. (Caledonia) | |
| 18 | Countess, Blake | DB | 5-10 | 176 | Fr. | Owings Mills, Md. (Our Lady of Good Counsel) |
| 8 | Floyd, J.T. ** | CB | 6-0 | 185 | Sr./Jr. | Greenville, S.C. (J.L. Mann) |
| 14 | Furman, Josh | S | 6-2 | 208 | So./Fr. | Annapolis, Md. (Old Mill Senior) |
| 30 | Gordon, Thomas * | S | 5-11 | 208 | Jr./So. | Detroit, Mich. (Cass Technical) |
| 24 | Hollowell, Delonte | DB | 5-9 | 164 | Fr. | Detroit, Mich. (Cass Technical) |
| 13 | Johnson, Carvin * | S | 6-0 | 200 | So. | Metairie, La. (Archbishop Rummel) |
| 36 | Johnson, Zac *** | S | 6-2 | 205 | 5th | Morenci, Mich. (Morenci) |
| 32 | Kovacs, Jordan ** | S | 6-0 | 197 | Sr./Jr. | Curtice, Ohio (Clay) |
| 3 | Robinson, Marvin * | S | 6-2 | 200 | So. | Winter Haven, Fla. (Lake Region) |
| 23 | Simmons, Floyd ** | S | 6-0 | 194 | Sr./Jr. | Detroit, Mich. (Crockett Technical) |
| 37 | Talbott, Terrence * | CB | 5-11 | 178 | So. | Huber Heights, Ohio (Wayne) |
| 21 | Taylor, Raymon | DB | 5-10 | 169 | Fr. | Detroit, Mich. (Highland Park) |
| 31 | Van Slyke, Jared * | S | 6-2 | 195 | 5th | St. Louis, Mo. (John Burroughs) |
| 29 | Woolfolk, Troy *** | CB | 6-0 | 191 | 5th | Sugar Land, Texas (Dulles) |
| 19 | Zeller, Charlie | S | 5-11 | 194 | Jr./So. | Centennial, Colo. (Cherry Creek) |

Specialist

| | | | | | | |
|----|---------------------|----|-----|-----|---------|---|
| 46 | Broekhuizen, Seth * | PK | 6-1 | 200 | Jr./So. | Holland, Mich. (Holland Christian) |
| 34 | Gibbons, Brendan * | PK | 6-1 | 241 | Jr./So. | West Palm Beach, Fla. (Cardinal Newman) |
| 54 | Glanda, Jareth | LS | 6-3 | 255 | Jr./So. | Rochester Hills, Mich. (Brother Rice) |
| 94 | Graman, Curt | LS | 6-5 | 200 | Jr./So. | Cincinnati, Ohio (Elder) |
| 43 | Hagerup, Will * | P | 6-4 | 225 | So. | Milwaukee, Wis. (Whitefish Bay) |
| 66 | Morales, George | LS | 6-0 | 236 | Sr./Jr. | North Las Vegas, Nev. (Mojave) |
| 93 | Pauloski, Kris | PK | 6-3 | 204 | Jr./So. | Indianapolis, Ind. (Pike) |
| 91 | Pomarico, Tom ** | LS | 6-4 | 240 | 5th | Jackson, Mich. (Lumen Christi) |
| 96 | Ross, Jeremy | PK | 5-5 | 150 | So./Fr. | Ann Arbor, Mich. (Pioneer) |
| 45 | Wile, Matt | K | 6-2 | 208 | Fr. | San Diego, Calif. (Francis Parker) |

| | | |
|----|----------------------|----|
| 63 | Khoury, Rocko ** | OL |
| 81 | Kwiatkowski, Mike | TE |
| 68 | Martin, Mike *** | DT |
| 70 | Mateus, Kristian | OL |
| 49 | McColgan, John ** | FB |
| 44 | Morgan, Desmond | LB |
| 91 | Pomarico, Tom ** | LS |
| 18 | Rasheed, Jihad | RB |
| 38 | Rawls, Thomas | RB |
| 85 | Reynolds, Joe * | WR |
| 96 | Ross, Jeremy | PK |
| 23 | Simmons, Floyd ** | S |
| 32 | Swanson, O'Neil | RB |
| 21 | Taylor, Raymon | DB |
| 53 | Van Bergen, Ryan *** | DE |
| 4 | Wilson, Steve | QB |

Missouri (1)

| | | |
|----|--------------------|---|
| 31 | Van Slyke, Jared * | S |
|----|--------------------|---|

New Jersey (1)

| | | |
|----|----------------------|----|
| 42 | Fitzgerald, J.B. *** | LB |
|----|----------------------|----|

Nevada (1)

| | | |
|----|-----------------|----|
| 66 | Morales, George | LS |
|----|-----------------|----|

Ohio (22)

| | | |
|----|-------------------------|----|
| 5 | Avery, Courtney * | CB |
| 34 | Bell, Isaiah | LB |
| 55 | Black, Jibreel * | DE |
| 35 | Brown, Gregg | CB |
| 20 | Carter, Tamani | DB |
| 57 | Clark, Frank | DE |
| 94 | Graman, Curt | LS |
| 92 | Heitzman, Keith | DE |
| 86 | Koger, Kevin *** | TE |
| 32 | Kovacs, Jordan ** | S |
| 57 | Mealer, Elliott ** | OL |
| 60 | Miller, Jack | OL |
| 89 | Moore, Brandon | TE |
| 65 | Omameh, Patrick ** | OL |
| 40 | Poole, Antonio | LB |
| 83 | Robinson, Jerald | WR |
| 95 | Rock, Chris | DE |
| 12 | Roundtree, Roy ** | WR |
| 90 | Ryan, Jake | LB |
| 20 | Shaw, Michael *** | RB |
| 37 | Talbott, Terrence * | CB |
| 28 | Toussaint, Fitzgerald * | RB |

Pennsylvania (2)

| | | |
|----|-----------------|----|
| 94 | Paskorz, Jordan | LB |
| 41 | Wilkins, Kenny | DT |

South Carolina (3)

| | | |
|----|-------------------------|----|
| 8 | Floyd, J.T. ** | CB |
| 21 | Hemingway, Junior *** | WR |
| 76 | Washington, Quinton *DT | |

Texas (6)

| | | |
|----|----------------------|----|
| 3 | Bellomy, Russell | QB |
| 58 | Herron, Brandon *** | LB |
| 33 | Hopkins, Stephen * | RB |
| 82 | Robinson, Terrence * | WR |
| 22 | Stonum, Darryl *** | WR |
| 29 | Woolfolk, Troy *** | CB |

Virginia (2)

| | | |
|----|---------------|----|
| 51 | Evans, Marell | LB |
| 60 | Schwab, Alex | DT |

Wisconsin (1)

| | | |
|----|-----------------|---|
| 43 | Hagerup, Will * | P |
|----|-----------------|---|

HEAD COACH BRADY HOKE



Conference Championships

MAC WEST (2007, 2008)

Coach of the Year Honors

MWC (2010)
AFCA FBS Region 3 (2008)
MAC (2008)

At a Glance

Born: November 3, 1958 in Kettering, Ohio
High School: Fairmont East (1977)
College: Ball State, B.S., 1982
Wife: Laura
Children: Kelly

Brady Hoke: Head Coach ■ Ball State (1982) Michigan W-L: 2-0 First Season Big Ten W-L: 0-0

On Jan. 11, 2011, Brady Hoke was named the 19th head coach in University of Michigan football history. An eight-year member of U-M's defensive coaching staff from 1995-2002, he returns to Ann Arbor after spending eight seasons as head coach at Ball State (2003-08) and San Diego State (2009-10). While at U-M, Hoke was part of three Big Ten champion teams (1997, '98, 2000), including the 1997 national champion and Rose Bowl champion squad. During his tenure, U-M posted a 76-23 overall record, claiming at least 10 victories on four occasions.

The 2010 Mountain West Conference Coach of the Year, Hoke guided the Aztecs to a 9-4 record, marking the most victories since 1996 (8), while earning the program's first trip to a bowl game in 12 years, a 35-14 victory over Navy. Six of his players earned first-team All-MWC honors in 2010, including running back Ronnie Hillman, the league's freshman of the year. Seven additional players earned second team (4) and honorable mention (3) honors. In 2009, Hoke's first season at San Diego State, five players were named to All-MWC teams, while 11 were MWC All-Academic selections.

As head coach at Ball State, he mentored players to 35 All-MAC selections in six years en route to a pair of bowl game appearances in 2007 and '08. The 2008 season marked the best season in program history, recording a school-record 12 wins and completing an undefeated Mid-American Conference regular season campaign.

Collectively, Hoke has 28 years of collegiate coaching experience beginning with assistant positions at Grand Valley State (1983), Western Michigan (1984-86), Toledo (1987-88), Oregon State (1989-94) and Michigan (1995-2002).

A 1982 graduate of Ball State University, Hoke earned four letters (1977-80) with the Cardinals. He was part of the only two teams in Ball State football history to post undefeated conference seasons: as a player in 1978, and as the head coach in 2008. Hoke led Ball State to the 1978 MAC championship, and as a team captain in 1980 earned All-MAC second-team honors. He graduated from Fairmont East High School in Kettering, Ohio, in 1977. He and his wife, the former Laura Hoberger, have one daughter, Kelly.



BRADY HOKE'S YEAR-BY-YEAR COACHING RECORD

| YEAR | SCHOOL | RECORD | CONFERENCE RECORD | POST-SEASON |
|--------------|------------------|--------------|-------------------------|---|
| 2011 | Michigan | 2-0 | 0-0 Big Ten | |
| 2010 | San Diego State | 9-4 | 5-3 MWC | Poinsettia Bowl (vs. Navy/W, 35-14) |
| 2009 | San Diego State | 4-8 | 2-6 MWC | |
| 2008 | Ball State | 12-1 | 8-0 MAC | MAC West champion, * Did not coach GMAC Bowl (vs. Tulsa/L, 45-13) |
| 2007 | Ball State | 7-6 | 5-2 MAC | MAC West co-champ, International Bowl (vs. Rutgers/L, 52-30) |
| 2006 | Ball State | 5-7 | 5-3 MAC | |
| 2005 | Ball State | 4-7 | 4-4 MAC | |
| 2004 | Ball State | 2-9 | 2-6 MAC | |
| 2003 | Ball State | 4-8 | 3-5 MAC | |
| U-M | 1 Season | 2-0 | 0-0 Big Ten | |
| SDSU | 2 Seasons | 13-12 | 7-9 MWC | |
| BSU | 6 Seasons | 34-38 | 27-20 MAC | |
| TOTAL | 9 Seasons | 49-50 | 34-29 Conference | |

BRADY HOKE'S MILESTONE WINS

| Win | Opponent | Site | Date |
|-----|------------------------------------|------|------------|
| 1 | Ball State 31, Indiana State 7 | H | 8/28/2003 |
| 10 | Ball State 26, Eastern Michigan 25 | A | 11/12/2005 |
| 20 | Ball State 27, Western Michigan 23 | A | 10/20/2007 |
| 30 | Ball State 38, Eastern Michigan 16 | H | 10/25/2008 |
| 40 | San Diego State 41, New Mexico St. | A | 9/11/2010 |

U-M SUPERLATIVES UNDER BRADY HOKE

| | |
|--|-----|
| Overall: | 2-0 |
| At Home: | 2-0 |
| On the Road: | 0-0 |
| Neutral: | 0-0 |
| By Month: | |
| August: | 0-0 |
| September: | 2-0 |
| October: | 0-0 |
| November: | 0-0 |
| December: | 0-0 |
| January: | 0-0 |
| When Scoring First: | 0-0 |
| When Opponent Scored First: | 2-0 |
| When Scoring 20 or More Points: | 2-0 |
| When Scoring Less Than 20 Points: | 0-0 |
| When Leading at the Half: | 1-0 |
| When Trailing at the Half: | 0-1 |
| When Tied at the Half: | 0-0 |
| When Leading after 3 Quarters: | 0-0 |
| When Trailing after 3 Quarters: | 0-1 |
| When Tied after 3 Quarters: | 0-0 |
| When Outrushing the Opponent: | 1-0 |
| With 35 or More Rushing Attempts: | 0-0 |
| With Less Than 30 Passing Attempts: | 2-0 |
| When Leading in Time of Possession: | 0-0 |
| When Trailing in Time of Possession: | 2-0 |
| On Turf: | 2-0 |
| On Grass: | 0-0 |
| When Leading in Takeaway/Turnover Ratio: | 2-0 |
| When Even in Takeaway/Turnover Ratio: | 0-0 |
| When Trailing in Takeaway/Turnover Ratio: | 0-0 |
| With an Individual 100-Yard Rusher: | 1-0 |
| With an Individual 200-Yard Passer: | 1-0 |
| 250-Yard Passer: | 1-0 |
| With an Individual 100-Yard Receiver: | 1-0 |
| With an Individual Opponent 100-Yard Rusher: | 1-0 |
| With an Individual Opponent 200-Yard Passer: | 1-0 |
| 250-Yard Passer: | 1-0 |
| With an Individual Opponent 100-Yard Receiver: | 2-0 |



AL BORGES
Offensive Coordinator/QB



DARRELL FUNK
Offensive Line



FRED JACKSON
Running Backs



JEFF HECKLINSKI
Wide Receivers



DAN FERRIGNO
Special Teams/Tight Ends



GREG MATTISON
Defensive Coordinator



JERRY MONTGOMERY
Defensive Line



MARK SMITH
Linebackers



CURT MALLORY
Secondary



AARON WELLMAN
Strength and Conditioning

RECORD VERSUS OPPONENTS

| Conf./Team | Record |
|---------------|------------|
| Big 10 | |
| Illinois | 0-1 |
| Indiana | 1-2 |
| Iowa | 0-1 |
| Michigan | 0-1 |
| Purdue | 0-2 |
| Totals | 1-7 |

| | |
|-------------------|--------------|
| MAC | |
| Akron | 2-1 |
| Bowling Green | 0-3 |
| Buffalo | 2-1 |
| Central Florida | 1-0 |
| Central Michigan | 2-4 |
| Eastern Michigan | 4-2 |
| Kent State | 3-0 |
| Miami | 2-2 |
| Northern Illinois | 3-3 |
| Ohio | 0-1 |
| Toledo | 4-2 |
| Western Michigan | 5-2 |
| Totals | 28-21 |

| | |
|--------------------|-----|
| Independent | |
| Navy | 3-0 |
| Notre Dame | 1-0 |

| | |
|----------------------|------------|
| Mountain West | |
| Air Force | 1-1 |
| BYU | 0-2 |
| Colorado State | 2-0 |
| New Mexico | 2-0 |
| TCU | 0-2 |
| UNLV | 1-1 |
| Utah | 0-2 |
| Wyoming | 1-1 |
| Total | 7-9 |

| | |
|---------------|------------|
| Big 12 | |
| Missouri | 0-3 |
| Nebraska | 0-1 |
| Totals | 0-4 |

| | |
|-----------------|------------|
| Big East | |
| Boston College | 0-2 |
| Pittsburgh | 0-1 |
| Rutgers | 0-1 |
| Totals | 0-4 |

| | |
|----------------|-----|
| ACC | |
| Boston College | 0-1 |

| | |
|------------|-----|
| SEC | |
| Auburn | 0-1 |

| | |
|------------------|-----|
| Sun Belt | |
| Western Kentucky | 2-0 |

| | |
|---------------|-----|
| PAC 12 | |
| UCLA | 0-1 |

| | |
|------------------|------------|
| WAC | |
| Idaho | 0-1 |
| New Mexico State | 2-0 |
| Utah State | 1-0 |
| Total | 3-1 |

| | |
|--------------------|------------|
| FCS | |
| Nicholls State | 1-0 |
| Southern Utah | 1-0 |
| Indiana State | 1-0 |
| North Dakota State | 0-1 |
| Northeastern | 1-0 |
| Totals | 4-1 |

| | |
|---------------|--------------|
| Totals | 49-50 |
|---------------|--------------|



ROY MANNING
Graduate Assistant/Offense



AUBREY PLEASANT
Graduate Assistant/Defense

INDIVIDUAL CAREER BESTS

TOP STATISTICAL LEADERS

Rushing:

2011: Denard Robinson (24 carries, 168 yards, 6.4 avg., 1 TDs)

Career: Denard Robinson (349 carries, 2,207 yards, 6.3 avg., 20 TDs)

Passing:

2011: Denard Robinson (20-37, 436 yards, 4 TDs, 3 Ints.)

Career: Denard Robinson (216-359, 3,194 yards, 24 TDs, 18 Ints.)

Receiving:

2011: Junior Hemingway (4 for 202 yards, 50.5 avg., 1 TD); and Jeremy Gallon (4 for 92 yards, 23.0 avg., 1 TD)

Career: Roy Roundtree (107 for 1,398 yards, 13.1 avg., 11 TD)

Punt Returns:

2011: Jeremy Gallon (2 for 26 yards, 13.0 avg., 0 TD)

Career: Martavious Odoms (17 for 194 yards, 11.4 avg., 1 TD)

Kickoff Returns:

2011: Vincent Smith (5 for 98 yards, 19.6 avg., 0 TD)

Career: Martavious Odoms (35 for 771 yards, 22.0 avg., 0 TD)

Field Goals:

2011: To Come

Career: Seth Broekhuizen (3 for 9, long 37 yards)

Tackles:

2011: Jordan Kovacs (18; 12 solos, 6 assists); and Kenny Demens (18, 12 solos, 6 assists)

Career: Jordan Kovacs (209; 112 solos, 97 assists)

Tackles for Loss:

2011: Jordan Kovacs (2.0 for 16 yards)

Career: Mike Martin (20 for 86 yards)

Sacks:

2011: Jordan Kovacs (2 for 16 yards)

Career: Ryan Van Bergen (9 for 75 yards)

Interceptions:

2011: Brandon Herron (1 for 94 yards); J.T. Floyd (1 for 16 yards); Jordan Kovacs (1 for 2 yards)

Career: Jordan Kovacs (4 for 53 yards)

Pass Breakups:

2011: J.T. Floyd (2)

Career: J.T. Floyd (7)

RUSHING

Mike Cox

Attempts: 11, vs. Delaware State (Oct. 17, 2009)

Yards: 82, vs. Delaware State (Oct. 17, 2009)

TDs: 2, vs. Delaware State (Oct. 17, 2009)

Long: 57, vs. Delaware State (Oct. 17, 2009)

Devin Gardner

Attempts: 6, vs. Bowling Green (Sept. 25, 2010)

Yards: 25, vs. Bowling Green (Sept. 25, 2010)

TDs: 1, vs. Bowling Green (Sept. 25, 2010)

Long: 9, vs. Bowling Green (Sept. 25, 2010)

Kelvin Grady

Attempts: 1, twice (last at Purdue, Nov. 13, 2010)

Yards: 13, at Purdue (Nov. 13, 2010)

TDs: None

Long: 13, at Purdue (Nov. 13, 2010)

Stephen Hopkins

Attempts: 8, twice (last at Purdue, Nov. 13, 2010)

Yards: 45, vs. Illinois (Nov. 6, 2010)

TDs: 1, four times (last at Purdue, Nov. 13, 2010)

Long: 32, vs. Illinois (Nov. 6, 2010)

Denard Robinson

Attempts: 29, vs. Connecticut (Sept. 4, 2010)

Yards: 258, at Notre Dame (Sept. 11, 2010)

TDs: 3, at Penn State (Oct. 30, 2010)

Long: 87, at Notre Dame (Sept. 11, 2010)

Michael Shaw

Attempts: 15, vs. Connecticut (Sept. 4, 2010)

Yards: 126, vs. Massachusetts (Sept. 18, 2010)

TDs: 3, twice (last vs. Illinois, Nov. 6, 2010)

Long: 50, vs. Massachusetts (Sept. 18, 2010)

Vincent Smith

Attempts: 18, at Purdue (Nov. 13, 2010)

Yards: 166, vs. Delaware State (Oct. 17, 2009)

TDs: 2, vs. Bowling Green (Sept. 25, 2010)

Long: 56, at Indiana (Oct. 2, 2010)

Fitzgerald Toussaint

Attempts: 11, vs. Western Michigan (Sept. 3, 2011)

Yards: 80, vs. Western Michigan (Sept. 3, 2011)

TDs: 2, vs. Western Michigan (Sept. 3, 2011)

Long: 61, vs. Bowling Green (Sept. 25, 2010)

PASSING

Devin Gardner

Attempts: 10, vs. Bowling Green (Sept. 25, 2010)

Completions: 7, vs. Bowling Green (Sept. 25, 2010)

Yards: 85, vs. Bowling Green (Sept. 25, 2010)

TDs: 1, vs. Bowling Green (Sept. 25, 2010)

Long: 30, vs. Bowling Green (Sept. 25, 2010)

Denard Robinson

Attempts: 40, at Notre Dame (Sept. 11, 2010)

Completions: 24, at Notre Dame (Sept. 11, 2010)

Yards: 338, vs. Notre Dame (Sept. 10, 2011)

TDs: 4, vs. Notre Dame, Sept. 10, 2011)

Long: 77, vs. Notre Dame (Sept. 10, 2011)

RECEIVING

Drew Dileo

Catches: 1, 2x, last vs. Western Michigan (Sept. 3, 2011)

Yards: 3, 2x, last vs. Western Michigan (Sept. 3, 2011)

TDs: None

Long: 3, 2x, last vs. Western Michigan (Sept. 3, 2011)

Jeremy Gallon

Catches: 2, 4x, last vs. Notre Dame (Sept. 10, 2011)

Yards: 78, vs. Notre Dame (Sept. 10, 2011)

TDs: 1, 2x, last vs. Notre Dame (Sept. 10, 2011)

Long: 64, vs. Notre Dame (Sept. 10, 2011)

Kelvin Grady

Catches: 3, 3 times (last vs. Wisconsin, Nov. 20, 2010)

Yards: 49, vs. Massachusetts (Sept. 18, 2010)

TDs: 1, vs. Delaware State (Oct. 17, 2009)

Long: 43, vs. Massachusetts (Sept. 18, 2010)

Junior Hemingway

Catches: 9, vs. Iowa (Oct. 16, 2010)

Yards: 165, vs. Notre Dame (Sept. 10, 2011)

TDs: 2, twice (last vs. Illinois, Nov. 6, 2010)

Long: 77, vs. Notre Dame (Sept. 10, 2011)

Jeremy Jackson

Catches: 2, twice (last at Ohio State, Nov. 27, 2010)

Yards: 31, at Ohio State (Nov. 27, 2010)

TDs: None

Long: 22, at Ohio State (Nov. 27, 2010)

Kevin Koger

Catches: 4, vs. Notre Dame (Sept. 12, 2009)

Yards: 41, vs. Michigan State (Oct. 25, 2008)

TDs: 1, 5 times (last at Penn State, Oct. 30, 2010)

Long: 60, at Penn State (Oct. 30, 2010)

John McColgan

Catches: 1, 2x, last vs. Notre Dame (Sept. 10, 2011)

Yards: 15, vs. Notre Dame (Sept. 10, 2011)

TDs: 1, vs. Bowling Green (Sept. 25, 2010)

Long: 15, vs. Notre Dame (Sept. 10, 2011)

Martavious Odoms

Catches: 7, 3 times (last at Notre Dame, Sept. 11, 2010)

Yards: 129, vs. Illinois (Oct. 4, 2008)

TDs: 1, vs. Indiana (Sept. 26, 2009)

Long: 50, vs. Miami, Ohio (Sept. 6, 2008)

Roy Roundtree

Catches: 10, vs. Purdue (Nov. 7, 2009)

Yards: 246, vs. Illinois (Nov. 6, 2010)

TDs: 2, vs. Illinois (Nov. 6, 2010)

Long: 76, at Illinois (Oct. 31, 2009)

Michael Shaw

Catches: 3, twice (last at Notre Dame, Sept. 11, 2010)

Yards: 28, at Notre Dame (Sept. 11, 2010)

TDs: 1, vs. Utah (Aug. 30, 2008)

Long: 16, vs. Connecticut (Sept. 4, 2010)

Vincent Smith

Catches: 7, at Wisconsin (Nov. 14, 2009)

Yards: 54, at Wisconsin (Nov. 14, 2009)

TDs: 1, 5x, vs. Notre Dame (Sept. 10, 2011)

Long: 21, 2x, last vs. Notre Dame (Sept. 10, 2011)

DEFENSE**Courtney Avery**

Tackles: 7, vs. Wisconsin (Nov. 20, 2010)
 Solos: 5, at Purdue (Nov. 13, 2010)
 Asst: 4, vs. Wisconsin (Nov. 20, 2010)
 TFLs: 0.5, vs. Wisconsin (Nov. 20, 2010)
 Sacks: None
 Int.: None
 FR: None
 PBUs: 2, vs. Bowling Green (Sept. 25, 2010)

Kenny Demens

Tackles: 13, vs. Wisconsin (Nov. 20, 2010)
 Solos: 6, at Purdue (Nov. 13, 2010)
 Asst: 8, vs. Wisconsin (Nov. 20, 2010)
 TFLs: 1, 2x, last vs. Western Michigan (Sept. 3, 2011)
 Sacks: None
 Int.: None
 FR: None
 PBUs: None

J.B. Fitzgerald

Tackles: 5, vs. Delaware State (Oct. 17, 2009)
 Solos: 4, twice (last at Purdue, Nov. 13, 2010)
 Asst: 3, at Penn State (Oct. 30, 2010)
 TFLs: 2, vs. Purdue (Nov. 7, 2009)
 Sacks: None
 Int.: None
 FR: None
 PBUs: None

J.T. Floyd

Tackles: 13, twice (last vs. Michigan State, Oct. 9, 2010)
 Solos: 10, vs. Michigan State (Oct. 9, 2010)
 Asst: 6, at Indiana (Oct. 2, 2010)
 TFLs: 1, twice (last vs. Michigan State, Oct. 9, 2010)
 Sacks: None
 Int.: 1, at Notre Dame (Sept. 11, 2010)
 FR: None
 PBUs: 2, at Penn State (Oct. 30, 2010)

Cameron Gordon

Tackles: 15, at Indiana (Oct. 2, 2010)
 Solos: 12, at Indiana (Oct. 2, 2010)
 Asst: 5, twice (last vs. Illinois, Nov. 6, 2010)
 TFLs: 1, twice (last at Ohio State, Nov. 27, 2010)
 Sacks: None
 Int.: 1, twice (last at Indiana, Oct. 2, 2010)
 FR: 2, at Purdue (Nov. 13, 2010)
 PBUs: 1, five times (last vs. Illinois, Nov. 6, 2010)

Thomas Gordon

Tackles: 8, vs. Western Michigan (Sept. 3, 2011)
 Solos: 5, vs. Western Michigan (Sept. 3, 2011)
 Asst: 3, vs. Western Michigan (Sept. 3, 2011)
 TFLs: 2, at Notre Dame (Sept. 11, 2010)
 Sacks: 1, twice (last at Penn State, Oct. 30, 2010)
 Int.: None
 FR: None
 PBUs: None

Brandon Herron

Tackles: 8, vs. Western Michigan (Sept. 3, 2011)
 Solos: 3, twice (last vs. Connecticut, Sept. 4, 2010)
 Asst: 7, vs. Western Michigan (Sept. 3, 2011)
 TFLs: 0.5, twice (last vs. Penn State, Oct. 24, 2009)
 Sacks: None
 Int.: 1, vs. Western Michigan (Sept. 3, 2011)
 FR: 1, 2x, last vs. Western Michigan (Sept. 3, 2011)
 PBUs: None

Carvin Johnson

Tackles: 6, vs. Mississippi State (Jan. 1, 2011)
 Solos: 3, 2x, last vs. Mississippi State (Jan. 1, 2011)
 Asst: 3, vs. Mississippi State (Jan. 1, 2011)
 TFLs: 2, at Purdue (Nov. 13, 2010)
 Sacks: 1, at Purdue (Nov. 13, 2010)
 Int.: None
 FR: None
 PBUs: 1, vs. Iowa (Oct. 16, 2010)

Jordan Kovacs

Tackles: 17, 2x, (last at Ohio State, Nov. 27, 2010)
 Solos: 9, at Ohio State (Nov. 27, 2010)
 Asst: 10, at Michigan State (Oct. 3, 2009)
 TFLs: 2.5, 2x (last vs. Iowa, Oct. 16, 2010)
 Sacks: 2, vs. Western Michigan (Sept. 3, 2011)
 Int.: 1, 3x (last at Ohio State, Nov. 27, 2010)
 FR: 1, vs. Massachusetts (Sept. 18, 2010)
 PBUs: 1, 2x last vs. Western Michigan (Sept. 3, 2011)

Mike Martin

Tackles: 10, at Wisconsin (Nov. 14, 2009)
 Solos: 9, at Wisconsin (Nov. 14, 2009)
 Asst: 6, vs. Penn State (Oct. 24, 2009)
 TFLs: 3, at Wisconsin (Nov. 14, 2009)
 Sacks: 1, 6x, (last at Indiana, Oct. 2, 2010)
 Int.: None
 FR: None
 PBUs: None

Craig Roh

Tackles: 7, vs. Eastern Michigan (Sept. 19, 2009)
 Solos: 5, vs. Illinois (Nov. 6, 2010)
 Asst: 5, vs. Eastern Michigan (Sept. 19, 2009)
 TFLs: 2, 3x, (last vs. Connecticut, Sept. 4, 2010)
 Sacks: 1, vs. Penn State (Oct. 24, 2009)
 Int.: 1, vs. Eastern Michigan (Sept. 19, 2009)
 FR: None
 PBUs: 2, at Michigan State (Oct. 3, 2009)

Terrence Talbott

Tackles: 4, vs. Michigan State (Oct. 9, 2010)
 Solos: 3, vs. Iowa (Oct. 16, 2010)
 Asst: 2, vs. Michigan State (Oct. 9, 2010)
 TFLs: None
 Sacks: None
 Int.: None
 FR: None
 PBUs: 1, vs. Connecticut (Sept. 4, 2010)

Ryan Van Bergen

Tackles: 7, vs. Mississippi State (Jan. 1, 2011)
 Solos: 5, 2x, (last vs. Mississippi State, Jan. 1, 2011)
 Asst: 5, vs. Indiana (Sept. 26, 2009)
 TFLs: 3, at Ohio State (Nov. 27, 2010)
 Sacks: 2, vs. Bowling Green (Sept. 25, 2010)
 Int.: None
 FR: 1, 2x, (last vs. Western Michigan, Sept. 3, 2011)
 PBUs: 2, vs. Indiana (Sept. 26, 2009)

Troy Woolfolk

Tackles: 8, vs. Notre Dame (Sept. 12, 2009)
 Solos: 5, 2x, (last vs. Ohio State, Nov. 21, 2009)
 Asst: 3, 2x (last at Michigan State, Oct. 3, 2009)
 TFLs: None
 Sacks: None
 Int.: None
 FR: None
 PBUs: 2, vs. Eastern Michigan (Oct. 6, 2007)

PUNT RETURNS**Drew Dileo**

Returns: 1, twice (last at Ohio State, Nov. 26, 2010)
 Yards: 15, vs. Bowling Green (Sept. 25, 2010)
 TDs: None
 Long: 15, vs. Bowling Green (Sept. 25, 2010)

Jeremy Gallon

Returns: 3, vs. Iowa (Oct. 16, 2010)
 Yards: 22, vs. Bowling Green (Sept. 25, 2010)
 TDs: None
 Long: 21, vs. Notre Dame (Sept. 10, 2011)

Junior Hemingway

Returns: 3, at Iowa (Oct. 10, 2009)
 Yards: 34, vs. Purdue (Nov. 7, 2009)
 TDs: None
 Long: 33, vs. Purdue (Nov. 7, 2009)

Martavious Odoms

Returns: 4, vs. Delaware State (Oct. 17, 2009)
 Yards: 82, at Purdue (Nov. 1, 2008)
 TDs: 1, at Purdue (Nov. 1, 2008)
 Long: 73, at Purdue (Nov. 1, 2008)

KICK RETURNS**Drew Dileo**

Returns: 6, at Ohio State (Nov. 27, 2010)
 Yards: 118, at Ohio State (Nov. 27, 2010)
 TDs: None
 Long: 34, vs. Wisconsin (Nov. 20, 2010)

Jeremy Gallon

Returns: 7, vs. Illinois (Nov. 6, 2010)
 Yards: 139, vs. Illinois (Nov. 6, 2010)
 TDs: None
 Long: 47, at Penn State (Oct. 30, 2010)

Kelvin Grady

Returns: 3, vs. Western Michigan (Sept. 3, 2011)
 Yards: 57, vs. Western Michigan (Sept. 3, 2011)
 TDs: None
 Long: 14, vs. Indiana (Sept. 26, 2009)

Martavious Odoms

Returns: 7, vs. Illinois (Oct. 4, 2008)
 Yards: 183, vs. Illinois (Oct. 4, 2008)
 TDs: None
 Long: 36, vs. Illinois (Oct. 4, 2008)

SPECIAL TEAMS**Seth Broekhuizen**

Points: 11, vs. Illinois (Nov. 6, 2010)
 FG Att.: 2, twice (last vs. Illinois, Nov. 6, 2010)
 FGs Made: 1, three times (last vs. Illinois, Nov. 6, 2010)
 PATs: 8, vs. Illinois (Nov. 6, 2010)
 Long FG: 37, at Penn State (Oct. 30, 2010)

Brendan Gibbons

Points: 6, vs. Connecticut (Sept. 4, 2010)
 FG Att.: 2, twice (last at Notre Dame, Sept. 11, 2010)
 FGs Made: 1, vs. Connecticut (Sept. 4, 2010)
 PATs: 4, vs. Western Michigan (Sept. 3, 2011)
 Long FG: 24, vs. Connecticut (Sept. 4, 2010)

Will Hagerup

Punts: 9, at Notre Dame (Sept. 11, 2010)
 Yards: 345, at Notre Dame (Sept. 11, 2010)
 Average: 51.0, vs. Connecticut (Sept. 4, 2010)
 50+: 2, 3 times (last vs. Michigan State, Oct. 9, 2010)
 I20: 2, 3 times (last vs. Iowa, Oct. 16, 2010)
 Long: 72, at Purdue (Nov. 13, 2010)

MICHIGAN STADIUM



Top 5 College Football Stadiums

| School | Stadium | Capacity |
|------------|--------------|----------|
| Michigan | Michigan | 109,901 |
| Penn State | Beaver | 106,572 |
| Tennessee | Neyland | 102,455 |
| Ohio State | Ohio | 102,329 |
| Alabama | Bryant-Denny | 101,821 |

Top 10 Stadium Crowds

| Game | Year | Attendance |
|----------------|------|------------|
| Notre Dame | 2011 | 114,804* |
| Connecticut | 2010 | 113,090 |
| Michigan State | 2010 | 113,065 |
| Iowa | 2010 | 112,784 |
| Wisconsin | 2010 | 112,276 |
| Ohio State | 2003 | 112,118 |
| Notre Dame | 2003 | 111,726 |
| Michigan State | 2004 | 111,609 |
| Ohio State | 2005 | 111,591 |
| Ohio State | 1999 | 111,575 |

* NCAA single-game record.

Michigan Stadium -- 1927-2011 (85 Years)

The football program is in its 85th season in the "Big House" in 2011, with a 386-120-15 all-time record at Michigan Stadium. The largest college football stadium in the country, it was completed in 1927 at a cost of \$950,000, initially seating 72,000 fans. Michigan won the first game played at Michigan Stadium, defeating Ohio Wesleyan, 33-0, on Oct. 1, 1927. The stadium was officially dedicated on Oct. 22, 1927, with a 21-0 shutout over Ohio State.

Since that inaugural season, the capacity of Michigan Stadium has increased nine times to its present 109,901. The Wolverines have led the nation in attendance 35 times in the past 36 years, and reestablished the NCAA single-game attendance record at 114,804 fans against Notre Dame in the first night game ever in Michigan Stadium. The previous mark was 113,090 fans against Connecticut during the 2010 rededication of Michigan Stadium.

Michigan has drawn crowds of 100,000-plus for 232 consecutive games. On football Saturdays in Ann Arbor, Michigan Stadium ranks as the fourth-largest "city" in the state of Michigan.

The Wolverines drew 782,776 fans for their seven-game home schedule in 2010. The seven-game average of 111,825 broke Michigan's NCAA record of 111,025 fans per contest set during the 2004 season.

Michigan Stadium was the only college-owned football facility with a video scoreboard above both end zones. It was also the first stadium to use electronic scoreboards for official time when, in 1930, two were installed.

CAPACITY: 109,901 -- the largest college-owned structures of its kind designed solely for football -- closer to the playing field with no running track -- no posts or other obstructions.

COMPLETION: 1927 --- at a cost in excess of \$950,000 to seat 72,000 spectators. Capacity raised to 84,401 by addition of temporary wooden bleachers until 1949 when permanent steel stands replaced the wooden bleachers, increasing the capacity to 97,239. Seating capacity then raised to 101,001 in 1956, 101,701 in 1973, 102,501 in 1992 and 107,501 in 1998.

FIRST GAME: October 1, 1927 -- Michigan led by Captain Bennie Oosterbaan, defeated Ohio Wesleyan, 33-0. LaVerne (Kip) Taylor, Michigan end, scored first in the stadium on a 28-yard pass from halfback Louis Gilbert.

DEDICATION GAME: October 22, 1927 -- Michigan defeated Ohio State, 21-0.

REDEDICATION GAME: September 4, 2010 -- Michigan defeated Connecticut, 30-10.

ATTENDANCE: Since 1927 -- 43,829,460 fans have watched the Wolverines play 521 games. Stadium attendance record of 106,982 set Nov. 22, 1997 against Ohio State. Since expansion of the "Big House" in 1998, and the rededication in 2010, the single-game attendance record is 114,840 set against Notre Dame on Sept. 10, 2011. The NCAA season record of 782,776 set in 2010.

FIELD: 360 x 160 feet -- Installed new FieldTurf in 2010. The original FieldTurf surface was installed in 2003, returning Michigan to an artificial surface for the first time since the 1990 season. Installed Prescription Athletic Turf in 1991, giving Michigan its first natural grass field since 1968. Field was also lowered 3-1/2 feet allowing better sightlines for those seated in the lower rows.

Michigan Stadium Milestone Games

| No. | Date | Opponent | Result | Score |
|-----|----------------|----------------|--------|-------|
| 1 | Oct. 1, 1927 | Ohio Wesleyan | W | 33-0 |
| 50 | Nov. 2, 1935 | Pennsylvania | W | 16-6 |
| 100 | Sept. 15, 1945 | Great Lakes | W | 27-2 |
| 200 | Oct. 14, 1961 | Michigan State | L | 0-28 |
| 250 | Oct. 11, 1969 | Purdue | W | 31-20 |
| 300 | Sept. 24, 1977 | Navy | W | 14-7 |
| 400 | Sept. 11, 1993 | Notre Dame | L | 23-27 |
| 500 | Sept. 27, 2008 | Wisconsin | W | 27-25 |

Michigan Stadium Milestone Wins

| No. | Date | Opponent | Score |
|-----|----------------|----------------|-------|
| 1 | Oct. 1, 1927 | Ohio Wesleyan | 33-0 |
| 50 | Sept. 27, 1941 | Michigan State | 19-7 |
| 100 | Oct. 11, 1952 | Indiana | 28-13 |
| 200 | Oct. 18, 1975 | Northwestern | 69-0 |
| 250 | Oct. 27, 1984 | Illinois | 26-18 |
| 300 | Aug. 26, 1995 | Virginia | 18-17 |
| 350 | Oct. 25, 2003 | Purdue | 31-3 |

University of Michigan Home Stadiums

| Stadium | Years | Games | Win | Loss | Tie | Capacity (Yr) |
|-------------------------------|-----------|------------|------------|------------|-----------|--|
| Ann Arbor Sites | 1883-1892 | 18 | 17 | 1 | 0 | |
| Regents Field | 1893-1905 | 92 | 87 | 2 | 3 | 400 (1893) 800 (1896) |
| Ferry Field | 1906-1926 | 104 | 88 | 14 | 2 | 18,000 (1906) 25,000 (1914) 40,000 (1921) 46,000 (1926) |
| Michigan Stadium | 1927-2011 | 521 | 386 | 120 | 15 | 72,000 (1927) 84,401 (1927) 85,753 (1928) 97,239 (1949) 101,001 (1956) 101,701 (1973) 102,501 (1992) 107,501 (1998) 106,201 (2008) 109,901 (2010) |
| Total Ann Arbor Record | | 735 | 578 | 137 | 20 | |
| In Detroit | 1879-1901 | 18 | 12 | 5 | 1 | |
| Total Home Record | | 753 | 590 | 142 | 21 | |

100,000-Plus Crowds at Michigan Stadium

The football program has played 232 consecutive home games in front of crowds in excess of 100,000. The last time Michigan did not have 100,000 in attendance in Michigan Stadium was on Oct. 25, 1975 vs. Indiana. A crowd of 93,857 was on hand for the 55-7 Michigan victory.

Since then, Michigan has set numerous NCAA attendance marks and the Wolverines have led the nation for 35 of the past 36 seasons in attendance.

GAME 1:
Western Michigan at
Michigan
Michigan Stadium
September 3, 2011
110, 506

1st ... 2nd ... 3rd ... 4th ... FINAL
 Western Michigan 7 3 0 N 10
 Michigan 0 20 14 N 34

ANN ARBOR, Mich. -- Senior weakside line-backer Brandon Herron (Stafford, Texas/Dulles) became the first Wolverine in school history to post two defensive scores in a single contest, helping lead the University of Michigan football to a 34-10 win over Western Michigan in the 2011 season opener, which was declared final with 1:27 in the third quarter due to weather on Saturday (Sept. 3) inside Michigan Stadium. The victory is head coach Brady Hoke's first at the helm of the Michigan program.

Although the opening kickoff featured 90-degree heat and sunny skies, storms from the southwest rolled over Michigan Stadium in the second half. The game was suspended twice in the third quarter after lightning was spotted within six miles of the stadium. The first suspension resulted in only a 30-minute delay, but the bleak outlook of the second suspension forced Michigan and Western Michigan officials to call the game with 1:27 left in the third quarter and declare the Wolverines the winner. This is the first Michigan football game to end before all 60 minutes of regulation have been played.

Herron, who racked up a career-high eight tackles, returned both an interception and a fumble to the south end zone for touchdowns. His 94-yard interception return for a touchdown midway through the second quarter was the longest interception return in program history, besting Ken Tureaud's 92-yarder in 1961. Senior/junior safety Jordan Kovacs (Curtice, Ohio/Clay) led the defense in tackles (10), TFLs (two) and sacks (two), and registered the forced fumble that led to Herron's second touchdown.

On the offensive side of the ball, junior/sophomore running back Fitzgerald Toussaint (Youngstown, Ohio/Liberty) -- in his first career start -- recorded 11 carries for a career-high 80 yards and a career-best two touchdowns. Both of Toussaint's scores were from within two yards of the goal line (one yard, two yard). He also registered a 43-yard run late in the third quarter that set up senior running back Michael Shaw's (Trotwood, Ohio/Trotwood-Madison) 44-yard touchdown sprint -- the longest of touchdown of his career -- two plays later for Michigan's final touchdown.


After Western Michigan scored on its opening drive with a one-yard rushing touchdown on fourth down, Michigan countered with a one-yard touchdown run by Toussaint on the ensuing possession. Toussaint earned six carries on the 16-play scoring drive, including a key three-yard run on fourth-and-one to the WMU 16-yard line to extend the possession. Junior quarterback Denard Robinson (Deerfield Beach, Fla./Deerfield Beach) was perfect in his first drive of the 2011 campaign, completing 5-of-5 passes for 33 yards and adding 26 yards on the ground.

The Broncos had two opportunities to retake the lead, but first missed a 38-yard field goal wide right and, after maneuvering the way down to the U-M four-yard line, sophomore/freshman outside linebacker Jake Ryan (Westlake, Ohio/St. Ignatius) broke through the Broncos' offensive line and deflected the intended pass straight up into the air and into the waiting arms of Herron, who tip-toed the right sideline before hurrying down field with a convoy of Michigan defenders for a 94-yard return for a touchdown, giving the Wolverines their first lead of the game, 14-7, with 6:58 remaining in the second quarter.

U-M then forced a three-and-out to set up Toussaint's second touchdown late in the second half -- a two-yard dive up the middle. Robinson connected with junior/sophomore wide receiver Jeremy Gallon (Apopka, Fla./Apopka) and senior/junior wide receiver Roy Roundtree (Trotwood, Ohio/Trotwood-Madison) on both his pass attempts, before four straight Michigan carries covered the final 22 yards into the end zone, including a Robinson 10-yard dance and weave through the WMU defense for a first down.

Western Michigan added a 36-yard field goal with 43 seconds left to cut the Wolverines' lead to 20-10 heading into halftime.

Kovacs made the play of the second half when he stormed in on a blitz and lit up the WMU quarterback, forcing a fumble. Herron picked up the loose ball, his second career fumble recovery, and thundered 28 yards into the end zone for his second defensive score of the game for a 27-10 Michigan advantage. The Wolverines followed the defensive score with the long touchdown run by Shaw to take a 24-point lead, and were driving again late in the third quarter, after fifth-year senior defensive end Ryan Van Bergen (Whitehall, Mich./Whitehall) recovered a Western Michigan fumbled snap, when the officials issued the second weather-related suspension, ultimately ending the game.



SCORING SUMMARY

First Quarter

WMU: SCRIVEN, A. 1 yd run (POTTER, J. kick)

Second Quarter

MICH: Toussaint, F. 1 yd run (Gibbons, B. kick)

MICH: Herron, Brandon 94 yd interception return (Gibbons, B. kick)

MICH: Toussaint, F. 2 yd run (Gibbons, B. kick blocked)

WMU: POTTER, J. 36 yd field goal

Third Quarter

MICH: Herron, Brandon 29 yd fumble recovery (Gibbons, B. kick)

MICH: Shaw, Michael 44 yd run (Gibbons, B. kick)

TEAM STATISTICS


| Category | WMU | U-M |
|-----------------------|---------|--------|
| FIRST DOWNS | 17 | 17 |
| RUSHES-YARDS (NET) | 25-96 | 26-190 |
| PASSING YDS (NET) | 183 | 98 |
| Passes Att-Comp-Int | 31-22-1 | 13-9-0 |
| TOTAL OFFENSE | 56-279 | 39-288 |
| Fumble Returns-Yards | 0-0 | 1-29 |
| Punt Returns-Yards | 2-16 | 1-5 |
| Kickoff Returns-Yards | 6-188 | 3-57 |
| Interceptions-Yards | 0-0 | 1-94 |
| Punts (Number-Avg) | 2-46.5 | 2-41.0 |
| Fumbles-Lost | 3-2 | 1-0 |
| Penalties-Yards | 8-50 | 1-5 |
| Possession Time | 25:18 | 18:15 |
| Third-Down Conv. | 6 of 11 | 3 of 6 |
| Fourth-Down Conv. | 1 of 1 | 1 of 1 |
| Red-Zone | 2-3 | 2-2 |

INDIVIDUAL STATISTICS

RUSHING: Western Michigan-DRAKE, Tevin 10-65; FIELDS, Brian 1-14; PONDER, Ansel 1-11; SCRIVEN, Antoin 3-6; CHANCE, Dareyon 1-0; CARDER, Alex 9-0. **MICH**-Toussaint Fitzgerald 11-80; Shaw, Michael 4-54; Robinson, Denard 8-46; Smith, Vincent 2-11; TEAM 1-minus 1.

PASSING: Western Michigan-CARDER, Alex 22-31-1-183. **MICH**-Robinson, Denard 9-13-0-98.

RECEIVING: Western Michigan-WHITE, Jordan 12-119; RAVENELL, Chleb 4-30; ARNHEIM, Robert 3-11; DRAKE, Tevin 1-12; CHANCE, Dareyon 1-7; MONETTE, Eric 1-4. **MICH**-Koger, Kevin 2-16; Gallon, Jeremy 2-14; Roundtree, Roy 2-13; Hemingway, Junior 1-37; Grady, Kelvin 1-15; Dileo, Drew 1-3.



GAME 2:
Notre Dame at Michigan
Michigan Stadium
September 10, 2011
114, 804

| | | | | | |
|------------|----------|---------|---------|----------|----------|
| | 1st ... | 2nd ... | 3rd ... | 4th ... | FINAL |
| Notre Dame | 14 | 3 | 7 | 7 | 31 |
| Michigan | 0 | 7 | 0 | 28 | 35 |

ANN ARBOR, Mich. -- For the third straight season, the University of Michigan football team overtook Notre Dame in the final 30 seconds, as junior quarterback Denard Robinson (Deerfield Beach, Fla./Deerfield Beach) completed a 16-yard pass to senior/junior wide receiver Roy Roundtree (Trotwood, Ohio/Trotwood-Madison) with two seconds remaining to give the Wolverines a 35-31 comeback victory in the Under the Lights contest on Saturday (Sept. 10) inside Michigan Stadium. In front of a record crowd of 114,804 fans, the Wolverines clawed their way back into the game from a 14-0 deficit in the first quarter, tallying 28 fourth-quarter points.

Robinson completed 11 passes for 338 yards and four touchdowns. He also ran for one more score to go with a team-high 108 yards rushing. The lead changed three times in the final minute and a half of the contest, before U-M scored the go-ahead touchdown to end a 30-second, 80-yard drive.

Fifth-year senior wide receiver Junior Hemingway (Conway, S.C./Conway), who dons the No. 21 jersey, accumulated 165 yards receiving on three catches, including a career-long 77-yard catch that resulted in a U-M touchdown on the next snap. Hemingway scored the first receiving touchdown of the 2011 season on the same night former Wolverine wide receiver and Heisman winner Desmond Howard, who wore the No. 21 jersey from 1988-91, was honored during the pre-game ceremony as the first-ever Michigan Football Legend.

The U-M offense was stagnant in the first quarter, registering only 27 yards of offense, while the Fighting Irish got off to a fast start, driving down the field on their first two drives -- 57 and 83 yards, respectively -- to take a 14-0 lead.

The Wolverines swung momentum in their favor early in the second quarter when senior/junior safety Jordan Kovacs (Curtice, Ohio/Clay) recorded his fourth career interception, stepping in front of Notre Dame wideout Michael Floyd, who finished with 13 catches for 159 yards, near the sidelines to pick off Notre Dame sophomore quarterback Tommy Rees' third-down throw. Two plays later, the Maize and Blue's aerial attack got back on track. Rolling out to the right, Robinson threw

an underthrown ball to a streaking Hemingway down the left sideline. Hemingway broke off his route at the three-yard line, jumped in the air for the catch and lunged for the pylon for a 43-yard touchdown to cut Notre Dame's lead in half, 14-7.

The Michigan defense made another big stop on Notre Dame's ensuing drive when senior/junior cornerback J.T. Floyd (Greenville, S.C./J.L. Mann) notched the Wolverines' second interception of the night. Floyd picked off Rees' forced pass near the goal line and returned it to the U-M 18-yard line. The Wolverines did not capitalize on the turnover, punting the ball back to the Fighting Irish three plays later and Notre Dame tacked on a 38-yard field goal to take a 17-7 lead into halftime.

The second half opened with the Fighting Irish driving the football into Michigan territory twice, but the Maize and Blue defense forced a punt and a fumble. However, Notre Dame extended its lead to 17 points on its next drive with a 15-yard touchdown pass from Rees to sophomore wide receiver T.J. Jones on third-and-nine with 2:13 left in the third quarter.

The Wolverines responded immediately, as Robinson's 77-yard pass-and-catch with Hemingway brought Michigan to the Notre Dame six-yard line. On the ensuing snap, Robinson picked up a Michigan fumble at the one-yard line on the first play of the fourth quarter and scampered into the end zone untouched to cut Notre Dame's lead to 24-14.

The Wolverines' comeback continued when junior/sophomore linebacker Brandin Hawthorne (Pahokee, Fla./Pahokee) made plays on each snap of Notre Dame's ensuing three-and-out, including a pass breakup and tackle for loss (three yards). Michigan made it a one-possession game five plays later when Robinson lobbed a 14-yard touchdown pass to junior/sophomore wide receiver Jeremy Gallon (Apopka, Fla./Apopka) in the back right of the end zone.

The defense came up big once again when fifth-year defensive end Ryan Van Bergen (Whitehall, Mich./Whitehall) picked up a fumble by Rees on the Michigan nine-yard line, and then forced Notre Dame to a three-and-out on the Fighting Irish's next possession.

The Wolverines then charged 58 yards down the field over five plays, ending the series when junior running back Vincent Smith (Pahokee, Fla./Pahokee) hauled in a screen pass from Robinson and dodged 21 yards through defenders to give Michigan a three-point lead with 1:12 remaining.

The Irish mounted a rally of their own in a 42-second series that concluded with a 29-yard completion to Riddick for the touchdown with 30 seconds left. Michigan completed its comeback on the ensuing drive with Robinson's 16-yard reception to Roundtree for the game-winning score.

SCORING SUMMARY

First Quarter

ND: RIDDICK 7 yd pass from REES (RUFFER kick)
 ND: WOOD 4 yd run (RUFFER kick)

Second Quarter

MICH: Hemingway 43 yd pass from Robinson (Gibbons kick)
 ND: RUFFER 38 yd field goal

Third Quarter

ND: JONES 15 yd pass from REES (RUFFER kick)

Fourth Quarter

MICH: Robinson 1 yd run (Gibbons kick)
 MICH: Gallon 14 yd pass from Robinson (Gibbons kick)
 MICH: Smith 21 yd pass from Robinson (Gibbons, kick)
 ND: RIDDICK 29 yd pass from REES (RUFFER kick)
 MICH: Roundtree 16 yd pass from Robinson (Gibbons kick)

TEAM STATISTICS

| Category | ND | U-M |
|-----------------------|---------|---------|
| FIRST DOWNS | 28 | 16 |
| RUSHES-YARDS (NET) | 33-198 | 26-114 |
| PASSING YDS (NET) | 315 | 338 |
| Passes Att-Comp-Int | 39-27-2 | 24-11-3 |
| TOTAL OFFENSE | 72-513 | 50-452 |
| Fumble Returns-Yards | 0-0 | 0-0 |
| Punt Returns-Yards | 3-10 | 1-21 |
| Kickoff Returns-Yards | 6-89 | 5-98 |
| Interceptions-Yards | 3-0 | 2-18 |
| Punts (Number-Avg) | 4-33.5 | 5-38.6 |
| Fumbles-Lost | 4-3 | 1-0 |
| Penalties-Yards | 9-75 | 9-82 |
| Possession Time | 37:01 | 22:59 |
| Third-Down Conv. | 8 of 14 | 3 of 9 |
| Fourth-Down Conv. | 0 of 0 | 0 of 0 |
| Red-Zone | 3-5 | 3-3 |

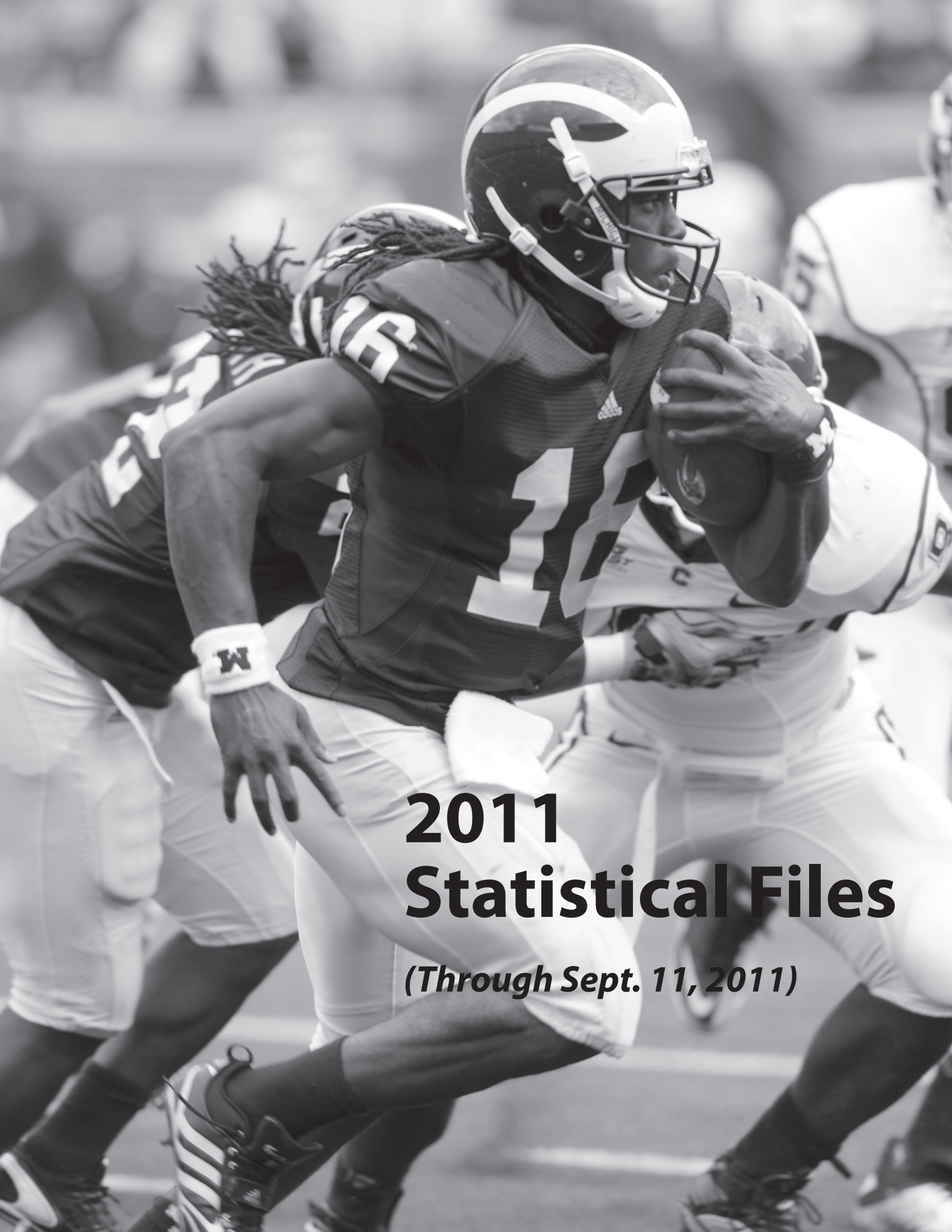
INDIVIDUAL STATISTICS

RUSHING: Notre Dame-WOOD, Cierre 25-134; GRAY, Jonas 6-66; REES, Tommy 2-minus 2.

MICH-Robinson, Denard 16-108; Hopkins, Stephen 5-10; Smith, Vincent 1-3; Shaw, Michael 2-minus 3; TEAM 2-minus 4.

PASSING: Notre Dame-REES, Tommy 27-39-2-315. **MICH**-Robinson, Denard Robinson, Denard 11-24-3-338.

RECEIVING: Notre Dame-FLOYD, Michael 13-159; RIDDICK, Theo 6-62; EIFERT, Tyler 4-51; JONES, TJ 3-28; GRAY, Jonas 1-15. **MICH**-Hemingway, Junior 3-165; Gallon, Jeremy 2-78; Smith, Vincent 2-26; Grady, Kelvin 1-27; Roundtree, Roy 1-16; McColgan, John 1-15; Koger, Kevin 1-11.



2011 Statistical Files

(Through Sept. 11, 2011)

The Automated ScoreBook
Michigan Overall Team Statistics (as of Sep 11, 2011)
All games

| Team Statistics | MICH | OPP |
|-------------------------|-------------|------------|
| SCORING | 69 | 41 |
| Points Per Game | 34.5 | 20.5 |
| FIRST DOWNS | 33 | 45 |
| Rushing | 14 | 17 |
| Passing | 15 | 24 |
| Penalty | 4 | 4 |
| RUSHING YARDAGE | 304 | 294 |
| Yards gained rushing | 328 | 323 |
| Yards lost rushing | 24 | 29 |
| Rushing Attempts | 52 | 58 |
| Average Per Rush | 5.8 | 5.1 |
| Average Per Game | 152.0 | 147.0 |
| TDs Rushing | 4 | 2 |
| PASSING YARDAGE | 436 | 498 |
| Comp-Att-Int | 20-37-3 | 49-70-3 |
| Average Per Pass | 11.8 | 7.1 |
| Average Per Catch | 21.8 | 10.2 |
| Average Per Game | 218.0 | 249.0 |
| TDs Passing | 4 | 3 |
| TOTAL OFFENSE | 740 | 792 |
| Total Plays | 89 | 128 |
| Average Per Play | 8.3 | 6.2 |
| Average Per Game | 370.0 | 396.0 |
| KICK RETURNS: #-Yards | 8-155 | 12-277 |
| PUNT RETURNS: #-Yards | 2-26 | 5-26 |
| INT RETURNS: #-Yards | 3-112 | 3-0 |
| KICK RETURN AVERAGE | 19.4 | 23.1 |
| PUNT RETURN AVERAGE | 13.0 | 5.2 |
| INT RETURN AVERAGE | 37.3 | 0.0 |
| FUMBLES-LOST | 2-0 | 7-5 |
| PENALTIES-Yards | 10-87 | 17-125 |
| Average Per Game | 43.5 | 62.5 |
| PUNTS-Yards | 7-275 | 6-227 |
| Average Per Punt | 39.3 | 37.8 |
| Net punt average | 35.6 | 33.5 |
| TIME OF POSSESSION/Game | 20:37 | 31:09 |
| 3RD-DOWN Conversions | 6/15 | 14/25 |
| 3rd-Down Pct | 40% | 56% |
| 4TH-DOWN Conversions | 1/1 | 1/1 |
| 4th-Down Pct | 100% | 100% |
| SACKS BY-Yards | 2-16 | 1-5 |
| MISC YARDS | 0 | 0 |
| TOUCHDOWNS SCORED | 10 | 5 |
| FIELD GOALS-ATTEMPTS | 0-0 | 2-3 |
| ON-SIDE KICKS | 0-0 | 0-0 |
| RED-ZONE SCORES | (5-5) 100% | (5-8) 63% |
| RED-ZONE TOUCHDOWNS | (5-5) 100% | (4-8) 50% |
| PAT-ATTEMPTS | (9-10) 90% | (5-5) 100% |
| ATTENDANCE | 225310 | 0 |
| Games/Avg Per Game | 2/112655 | 0/0 |
| Neutral Site Games | | 0/0 |

| Score by Quarters | 1st | 2nd | 3rd | 4th | oT | Total |
|--------------------------|------------|------------|------------|------------|-----------|--------------|
| Michigan | 0 | 27 | 14 | 28 | 0 | 69 |
| Opponents | 21 | 6 | 7 | 7 | 0 | 41 |

The Automated ScoreBook
Michigan Overall Individual Statistics (as of Sep 11, 2011)
All games

| <u>Rushing</u> | <u>gp-gs</u> | <u>att</u> | <u>gain</u> | <u>loss</u> | <u>net</u> | <u>avg</u> | <u>td</u> | <u>lg</u> | <u>avg/g</u> |
|----------------------|--------------|------------|-------------|-------------|------------|------------|-----------|-----------|--------------|
| Robinson, Denard | 2-2 | 24 | 168 | 14 | 154 | 6.4 | 1 | 39 | 77.0 |
| Toussaint Fitzgerald | 1-1 | 11 | 81 | 1 | 80 | 7.3 | 2 | 43 | 80.0 |
| Shaw, Michael | 2-1 | 6 | 55 | 4 | 51 | 8.5 | 1 | 44 | 25.5 |
| Smith, Vincent | 2-0 | 3 | 14 | 0 | 14 | 4.7 | 0 | 7 | 7.0 |
| Hopkins, Stephen | 1-0 | 5 | 10 | 0 | 10 | 2.0 | 0 | 3 | 10.0 |
| TEAM | 2-0 | 3 | 0 | 5 | -5 | -1.7 | 0 | 0 | -2.5 |
| Total | 2 | 52 | 328 | 24 | 304 | 5.8 | 4 | 44 | 152.0 |
| Opponents | 2 | 58 | 323 | 29 | 294 | 5.1 | 2 | 38 | 147.0 |

| <u>Passing</u> | <u>gp-gs</u> | <u>effic</u> | <u>comp-att-int</u> | <u>pct</u> | <u>yds</u> | <u>td</u> | <u>lg</u> | <u>avg/g</u> |
|------------------|--------------|--------------|---------------------|------------|------------|-----------|-----------|--------------|
| Robinson, Denard | 2-2 | 172.50 | 20-37-3 | 54.1 | 436 | 4 | 77 | 218.0 |
| Total | 2 | 172.50 | 20-37-3 | 54.1 | 436 | 4 | 77 | 218.0 |
| Opponents | 2 | 135.33 | 49-70-3 | 70.0 | 498 | 3 | 29 | 249.0 |

| <u>Receiving</u> | <u>gp-gs</u> | <u>no.</u> | <u>yds</u> | <u>avg</u> | <u>td</u> | <u>lg</u> | <u>avg/g</u> |
|-------------------|--------------|------------|------------|------------|-----------|-----------|--------------|
| Hemingway, Junior | 2-2 | 4 | 202 | 50.5 | 1 | 77 | 101.0 |
| Gallon, Jeremy | 2-0 | 4 | 92 | 23.0 | 1 | 64 | 46.0 |
| Roundtree, Roy | 2-2 | 3 | 29 | 9.7 | 1 | 16 | 14.5 |
| Koger, Kevin | 2-2 | 3 | 27 | 9.0 | 0 | 11 | 13.5 |
| Grady, Kelvin | 2-2 | 2 | 42 | 21.0 | 0 | 27 | 21.0 |
| Smith, Vincent | 2-0 | 2 | 26 | 13.0 | 1 | 21 | 13.0 |
| McColgan, John | 2-0 | 1 | 15 | 15.0 | 0 | 15 | 7.5 |
| Dileo, Drew | 2-0 | 1 | 3 | 3.0 | 0 | 3 | 1.5 |
| Total | 2 | 20 | 436 | 21.8 | 4 | 77 | 218.0 |
| Opponents | 2 | 49 | 498 | 10.2 | 3 | 29 | 249.0 |

| <u>Punt Returns</u> | <u>no.</u> | <u>yds</u> | <u>avg</u> | <u>td</u> | <u>lg</u> |
|---------------------|------------|------------|------------|-----------|-----------|
| Gallon, Jeremy | 2 | 26 | 13.0 | 0 | 21 |
| Total | 2 | 26 | 13.0 | 0 | 21 |
| Opponents | 5 | 26 | 5.2 | 0 | 13 |

| <u>Interceptions</u> | <u>no.</u> | <u>yds</u> | <u>avg</u> | <u>td</u> | <u>lg</u> |
|----------------------|------------|------------|------------|-----------|-----------|
| Kovacs, Jordan | 1 | 2 | 2.0 | 0 | 2 |
| Herron, Brandon | 1 | 94 | 94.0 | 1 | 94 |
| Floyd, J.T. | 1 | 16 | 16.0 | 0 | 16 |
| Total | 3 | 112 | 37.3 | 1 | 94 |
| Opponents | 3 | 0 | 0.0 | 0 | 0 |

| <u>Kick Returns</u> | <u>no.</u> | <u>yds</u> | <u>avg</u> | <u>td</u> | <u>lg</u> |
|---------------------|------------|------------|------------|-----------|-----------|
| Smith, Vincent | 5 | 98 | 19.6 | 0 | 24 |
| Grady, Kelvin | 3 | 57 | 19.0 | 0 | 25 |
| Total | 8 | 155 | 19.4 | 0 | 25 |
| Opponents | 12 | 277 | 23.1 | 0 | 38 |

| <u>Fumble Returns</u> | <u>no.</u> | <u>yds</u> | <u>avg</u> | <u>td</u> | <u>lg</u> |
|-----------------------|------------|------------|------------|-----------|-----------|
| Herron, Brandon | 1 | 29 | 29.0 | 1 | 29 |
| Total | 1 | 29 | 29.0 | 1 | 29 |
| Opponents | 0 | 0 | 0.0 | 0 | 0 |

The Automated ScoreBook
Michigan Overall Individual Statistics (as of Sep 11, 2011)
All games

| Scoring | td | fg | PAT | | | | dpx | saf | pts |
|----------------------|----|-----|------|------|-----|------|-----|-----|-----|
| | | | kick | rush | rcv | pass | | | |
| Herron, Brandon | 2 | - | - | - | - | - | - | 12 | |
| Toussaint Fitzgerald | 2 | - | - | - | - | - | - | 12 | |
| Gibbons, Brendan | - | - | 9-10 | - | - | - | - | 9 | |
| Hemingway, Junior | 1 | - | - | - | - | - | - | 6 | |
| Robinson, Denard | 1 | - | - | - | - | - | - | 6 | |
| Shaw, Michael | 1 | - | - | - | - | - | - | 6 | |
| Roundtree, Roy | 1 | - | - | - | - | - | - | 6 | |
| Gallon, Jeremy | 1 | - | - | - | - | - | - | 6 | |
| Smith, Vincent | 1 | - | - | - | - | - | - | 6 | |
| Total | 10 | - | 9-10 | - | - | - | - | 69 | |
| Opponents | 5 | 2-3 | 5-5 | - | - | - | - | 41 | |

| Total Offense | g | plays | rush | pass | total | avg/g |
|----------------------|---|-------|------|------|-------|-------|
| Robinson, Denard | 2 | 61 | 154 | 436 | 590 | 295.0 |
| Toussaint Fitzgerald | 1 | 11 | 80 | 0 | 80 | 80.0 |
| Shaw, Michael | 2 | 6 | 51 | 0 | 51 | 25.5 |
| Smith, Vincent | 2 | 3 | 14 | 0 | 14 | 7.0 |
| Hopkins, Stephen | 1 | 5 | 10 | 0 | 10 | 10.0 |
| TEAM | 2 | 3 | -5 | 0 | -5 | -2.5 |
| Total | 2 | 89 | 304 | 436 | 740 | 370.0 |
| Opponents | 2 | 128 | 294 | 498 | 792 | 396.0 |

Field Goals fg pct. 01-19 20-29 30-39 40-49 50-99 lg blk

| FG Sequence | Michigan | Opponents |
|------------------|----------|-----------|
| Western Michigan | - | 38,(36) |
| Notre Dame | - | (38) |

Numbers in (parentheses) indicate field goal was made.

Punting no. yds avg lg tb fc i20 50+ blk

| | | | | | | | | | |
|------------|---|-----|------|----|---|---|---|---|---|
| Wile, Matt | 7 | 275 | 39.3 | 47 | 0 | 2 | 2 | 0 | 0 |
| Total | 7 | 275 | 39.3 | 47 | 0 | 2 | 2 | 0 | 0 |
| Opponents | 6 | 227 | 37.8 | 52 | 0 | 2 | 3 | 1 | 0 |

Kickoffs no. yds avg tb ob retn net ydln

| | | | | | | | | |
|------------|----|-----|------|---|---|------|------|----|
| Wile, Matt | 12 | 756 | 63.0 | 0 | 0 | | | |
| Total | 12 | 756 | 63.0 | 0 | 0 | 23.1 | 39.9 | 30 |
| Opponents | 9 | 619 | 68.8 | 1 | 0 | 19.4 | 49.3 | 20 |

The Automated ScoreBook
Michigan Overall Defensive Statistics (as of Sep 11, 2011)
All games

| ## | Defensive Leaders | gp-gs | Tackles | | | | tfl/yds | Sacks | | Pass defense | | | Fumbles | | blkd | |
|-----------|--------------------|-------|---------|----|-----|--------|---------|--------|---|--------------|------|-----|---------|----|------|-----|
| | | | ua | a | tot | | | no-yds | | int-yds | brup | qbh | rcv-yds | ff | kick | saf |
| 32 | Kovacs, Jordan | 2-2 | 12 | 6 | 18 | 2.0-16 | 2.0-16 | 1-2 | 1 | . | . | 1 | . | . | | |
| 25 | Demens, Kenny | 2-2 | 12 | 6 | 18 | 1.0-2 | . | . | . | . | . | . | . | . | | |
| 30 | Gordon, Thomas | 2-2 | 9 | 8 | 17 | 1.0-2 | . | . | . | . | . | . | . | . | | |
| 3 | Robinson, Marvin | 2-1 | 7 | 3 | 10 | . | . | . | . | . | . | 1 | . | . | | |
| 8 | Floyd, J.T. | 2-1 | 6 | 3 | 9 | . | . | 1-16 | 2 | . | . | . | . | . | | |
| 58 | Herron, Brandon | 1-1 | 1 | 7 | 8 | . | . | 1-94 | . | . | 1-29 | . | . | . | | |
| 7A | Hawthorne, Brandin | 1-0 | 4 | 2 | 6 | 1.0-3 | . | . | 1 | . | . | . | . | . | | |
| 5 | Avery, Courtney | 2-2 | 3 | 3 | 6 | . | . | . | 1 | . | . | . | . | . | | |
| 55 | Black, Jibreel | 2-0 | 4 | 2 | 6 | . | . | . | . | . | . | . | . | . | | |
| 29 | Woolfolk, Troy | 2-1 | 5 | . | 5 | . | . | . | . | . | . | . | . | . | | |
| 53 | Van Bergen, Ryan | 2-2 | 3 | 2 | 5 | 1.0-2 | . | . | . | . | 2-0 | . | . | . | | |
| 90 | Ryan, Jake | 2-1 | 2 | 3 | 5 | 1.0-2 | . | . | . | . | . | . | . | . | | |
| 68 | Martin, Mike | 2-2 | 1 | 3 | 4 | 1.0-2 | . | . | . | . | . | . | . | . | | |
| 42 | Fitzgerald, J.B. | 2-0 | 1 | 2 | 3 | . | . | . | . | . | . | . | . | . | | |
| 13 | Johnson, Carvin | 2-0 | 1 | 2 | 3 | . | . | . | . | . | . | . | . | . | | |
| 97 | Beyer, Brennen | 1-0 | . | 2 | 2 | . | . | . | . | . | . | . | . | . | | |
| 5G | Clark, Frank | 2-0 | 2 | . | 2 | . | . | . | . | . | . | . | . | . | | |
| 2H | Cavanaugh, Matthew | 2-0 | . | 2 | 2 | . | . | . | . | . | . | . | . | . | | |
| 49 | McColgan, John | 2-0 | 2 | . | 2 | . | . | . | . | . | . | . | . | . | | |
| 39 | Heininger, Will | 2-2 | . | 2 | 2 | . | . | . | 1 | . | . | . | . | . | | |
| 44 | Morgan, Desmond | 1-1 | . | 1 | 1 | . | . | . | . | . | . | . | . | . | | |
| 31 | Van Slyke, Jared | 2-0 | . | 1 | 1 | . | . | . | . | . | . | . | . | . | | |
| 27 | Jones, Mike | 2-0 | 1 | . | 1 | . | . | . | . | . | . | . | . | . | | |
| 10 | Gallon, Jeremy | 2-0 | 1 | . | 1 | . | . | . | . | . | . | . | . | . | | |
| 2 | Smith, Vincent | 2-0 | 1 | . | 1 | . | . | . | . | . | . | . | . | . | | |
| 45 | Wile, Matt | 2-0 | 1 | . | 1 | . | . | . | . | . | . | . | . | . | | |
| 21 | Hemingway, Junior | 2-2 | 1 | . | 1 | . | . | . | . | . | . | . | . | . | | |
| 73 | Campbell, William | 2-0 | . | . | . | . | . | . | . | . | 1-0 | . | . | . | | |
| 82 | Robinson, Terrence | 1-0 | . | . | . | . | . | . | . | . | 1-0 | . | . | . | | |
| Total | | 2 | 80 | 60 | 140 | 8-29 | 2-16 | 3-112 | 6 | . | 5-29 | 2 | . | . | | |
| Opponents | | 2 | 54 | 28 | 82 | 7-19 | 1-5 | 3-0 | 2 | . | . | . | 1 | . | | |

The Automated ScoreBook
Michigan Team Game-by-Game (as of Sep 11, 2011)
All games

TEAM STATISTICS

| Date | Opponent | Rushing | | | | Receiving | | | | Passing | | | | Kick Returns | | | | Punt Returns | | | | tot off | | |
|----------|------------------|---------|-----|----|----|-----------|-----|----|----|---------|-----|-----|-----|--------------|----|-----|-----|--------------|----|-----|-----|------------|----|-----|
| | | no. | yds | td | lg | no. | yds | td | lg | cmp | att | int | yds | td | lg | no. | yds | td | lg | no. | yds | | td | lg |
| Sep 03 | WESTERN MICHIGAN | 26 | 190 | 3 | 44 | 9 | 98 | 0 | 37 | 9 | 13 | 0 | 98 | 0 | 37 | 3 | 57 | 0 | 25 | 1 | 5 | 0 | 5 | 288 |
| Sep 10 | NOTRE DAME | 26 | 114 | 1 | 39 | 11 | 338 | 4 | 77 | 11 | 24 | 3 | 338 | 4 | 77 | 5 | 98 | 0 | 24 | 1 | 21 | 0 | 21 | 452 |
| Michigan | | 52 | 304 | 4 | 44 | 20 | 436 | 4 | 77 | 20 | 37 | 3 | 436 | 4 | 77 | 8 | 155 | 0 | 25 | 2 | 26 | 0 | 21 | 740 |
| | | 58 | 294 | 2 | 38 | 49 | 498 | 3 | 29 | 49 | 70 | 3 | 498 | 3 | 29 | 12 | 277 | 0 | 38 | 5 | 26 | 0 | 13 | 792 |

Games played: 2
 Avg per rush: 5.8
 Avg per catch: 21.8
 Pass efficiency: 172.50
 Kick ret avg: 19.4
 Punt ret avg: 13.0
 All purpose avg/game: 516.5
 Total offense avg/gm: 370.0

| Date | Opponent | Tackles | | | tfl-yds | Sacks | Fumble | | Pass Defense | | | Blkd | PAT Attempts | | | saf | pts |
|----------|------------------|---------|----|-------|---------|--------|--------|--------|--------------|-----|------|------|--------------|------|-----|-----|-----|
| | | ua | a | total | | no-yds | ff | fr-yds | int-yds | qbh | brup | kick | kick | rush | rcv | | |
| Sep 03 | WESTERN MICHIGAN | 31 | 36 | 67 | 4.0-20 | 2.0-16 | 1 | 2-29 | 1-94 | 0 | 4 | 0 | 4-5 | 0 | 0 | 0 | 34 |
| Sep 10 | NOTRE DAME | 49 | 24 | 73 | 4.0-9 | 0.0-0 | 1 | 3-0 | 2-18 | 0 | 2 | 0 | 5-5 | 0 | 0 | 0 | 35 |
| Michigan | | 80 | 60 | 140 | 8.0-29 | 2.0-16 | 2 | 5-29 | 3-112 | 0 | 6 | 0 | 9-10 | 0 | 0 | 0 | 69 |
| | | 54 | 28 | 82 | 7.0-19 | 1.0-5 | 0 | 0-0 | 3-0 | 0 | 2 | 1 | 5-5 | 0 | 0 | 0 | 41 |

| Date | Opponent | Punting | | | | | | | Field Goals | | | Kickoffs | | | | | | |
|----------|------------------|---------|-----|------|------|------|----|----|-------------|-----|--------|----------|------|-----|-----|------|----|----|
| | | no. | yds | avg | long | blkd | tb | fc | 50+ | i20 | md-att | long | blkd | no. | yds | avg | tb | ob |
| Sep 03 | WESTERN MICHIGAN | 2 | 82 | 41.0 | 47 | 0 | 0 | 0 | 0 | 1 | 0-0 | 0 | 0 | 6 | 395 | 65.8 | 0 | 0 |
| Sep 10 | NOTRE DAME | 5 | 193 | 38.6 | 47 | 0 | 0 | 2 | 0 | 1 | 0-0 | 0 | 0 | 6 | 361 | 60.2 | 0 | 0 |
| Michigan | | 7 | 275 | 39.3 | 47 | 0 | 0 | 2 | 0 | 2 | 0-0 | 0 | 0 | 12 | 756 | 63.0 | 0 | 0 |
| | | 6 | 227 | 37.8 | 52 | 0 | 0 | 2 | 1 | 3 | 2-3 | 38 | 0 | 9 | 619 | 68.8 | 1 | 0 |

The Automated ScoreBook
Michigan Opponent Game-by-Game (as of Sep 11, 2011)
All games

OPPONENT STATISTICS

| Date | Opponent | Rushing | | | | Receiving | | | | Passing | | | | Kick Returns | | | | Punt Returns | | | | tot off |
|-----------|------------------|---------|-----|----|----|-----------|-----|----|----|-------------|-----|----|----|--------------|-----|----|----|--------------|-----|----|----|------------|
| | | no. | yds | td | lg | no. | yds | td | lg | cmp-att-int | yds | td | lg | no. | yds | td | lg | no. | yds | td | lg | |
| Sep 03 | WESTERN MICHIGAN | 25 | 96 | 1 | 24 | 22 | 183 | 0 | 20 | 22-31-1 | 183 | 0 | 20 | 6 | 188 | 0 | 38 | 2 | 16 | 0 | 11 | 279 |
| Sep 10 | NOTRE DAME | 33 | 198 | 1 | 38 | 27 | 315 | 3 | 29 | 27-39-2 | 315 | 3 | 29 | 6 | 89 | 0 | 34 | 3 | 10 | 0 | 13 | 513 |
| Opponents | | 58 | 294 | 2 | 38 | 49 | 498 | 3 | 29 | 49-70-3 | 498 | 3 | 29 | 12 | 277 | 0 | 38 | 5 | 26 | 0 | 13 | 792 |
| | | 52 | 304 | 4 | 44 | 20 | 436 | 4 | 77 | 20-37-3 | 436 | 4 | 77 | 8 | 155 | 0 | 25 | 2 | 26 | 0 | 21 | 740 |

Games played: 2
Avg per rush: 5.1
Avg per catch: 10.2
Pass efficiency: 135.33
Kick ret avg: 23.1
Punt ret avg: 5.2
All purpose avg/game: 547.5
Total offense avg/gm: 396.0

| Date | Opponent | Tackles | | | | Sacks no-yds | Fumble | | Pass Defense | | | Blkd kick | PAT Attempts | | | | | |
|-----------|------------------|---------|----|-------|---------|-----------------|--------|--------|--------------|-----|------|--------------|--------------|------|-----|-----|-----|----|
| | | ua | a | total | tfl-yds | | ff | fr-yds | int-yds | qbh | brup | | kick | rush | rcv | saf | pts | |
| Sep 03 | WESTERN MICHIGAN | 26 | 16 | 42 | 2.0-2 | 0.0-0 | 0 | 0-0 | 0-0 | 0 | 1 | 1 | 1-1 | 0 | 0 | 0 | 0 | 10 |
| Sep 10 | NOTRE DAME | 28 | 12 | 40 | 5.0-17 | 1.0-5 | 0 | 0-0 | 3-0 | 0 | 1 | 0 | 4-4 | 0 | 0 | 0 | 0 | 31 |
| Opponents | | 54 | 28 | 82 | 7.0-19 | 1.0-5 | 0 | 0-0 | 3-0 | 0 | 2 | 1 | 5-5 | 0 | 0 | 0 | 0 | 41 |
| | | 80 | 60 | 140 | 8.0-29 | 2.0-16 | 2 | 5-29 | 3-112 | 0 | 6 | 0 | 9-10 | 0 | 0 | 0 | 0 | 69 |

| Date | Opponent | Punting | | | | | | | Field Goals | | | Kickoffs | | | | | | |
|-----------|------------------|---------|-----|------|------|------|----|----|-------------|-----|--------|----------|------|-----|-----|------|----|----|
| | | no. | yds | avg | long | blkd | tb | fc | 50+ | i20 | md-att | long | blkd | no. | yds | avg | tb | ob |
| Sep 03 | WESTERN MICHIGAN | 2 | 93 | 46.5 | 49 | 0 | 0 | 1 | 0 | 1 | 1-2 | 36 | 0 | 3 | 205 | 68.3 | 0 | 0 |
| Sep 10 | NOTRE DAME | 4 | 134 | 33.5 | 52 | 0 | 0 | 1 | 1 | 2 | 1-1 | 38 | 0 | 6 | 414 | 69.0 | 1 | 0 |
| Opponents | | 6 | 227 | 37.8 | 52 | 0 | 0 | 2 | 1 | 3 | 2-3 | 38 | 0 | 9 | 619 | 68.8 | 1 | 0 |
| | | 7 | 275 | 39.3 | 47 | 0 | 0 | 2 | 0 | 2 | 0-0 | 0 | 0 | 12 | 756 | 63.0 | 0 | 0 |

The Automated ScoreBook
Michigan Red-Zone Results (as of Sep 11, 2011)
All games

Michigan Inside Opponent Red-Zone

| Date | Opponent | Score | Times In RZ | Times Scored | Total Pts | Rush TDs | Pass TDs | FGs Made | Failed to score inside RZ | | | | | | |
|--------------|------------------|---------|-----------------|-----------------|--------------|-------------|-------------|-------------|---------------------------|------|-----|------|------|------|---|
| | | | | | | | | | FGA | Down | Int | Fumb | Half | Game | |
| Sep 03, 2011 | WESTERN MICHIGAN | W 34-10 | 2 | 2 | 13 | 2 | 2 | 0 | 0 | 0 | 0 | 0 | 0 | 0 | 0 |
| Sep 10, 2011 | NOTRE DAME | W 35-31 | 3 | 3 | 21 | 3 | 1 | 2 | 0 | 0 | 0 | 0 | 0 | 0 | 0 |
| Totals | | | 5 | 5 | 34 | 5 | 3 | 2 | 0 | 0 | 0 | 0 | 0 | 0 | 0 |
| | | | 5 of 5 (100.0%) | | | | | | | | | | | | |

Opponents Inside Michigan Red-Zone

| Date | Opponent | Score | Times In RZ | Times Scored | Total Pts | Rush TDs | Pass TDs | FGs Made | Failed to score inside RZ | | | | | | |
|--------------|------------------|---------|----------------|-----------------|--------------|-------------|-------------|-------------|---------------------------|------|-----|------|------|------|---|
| | | | | | | | | | FGA | Down | Int | Fumb | Half | Game | |
| Sep 03, 2011 | WESTERN MICHIGAN | W 34-10 | 3 | 2 | 10 | 1 | 1 | 0 | 1 | 0 | 0 | 1 | 0 | 0 | 0 |
| Sep 10, 2011 | NOTRE DAME | W 35-31 | 5 | 3 | 21 | 3 | 1 | 2 | 0 | 0 | 0 | 1 | 1 | 0 | 0 |
| Totals | | | 8 | 5 | 31 | 4 | 2 | 2 | 1 | 0 | 0 | 2 | 1 | 0 | 0 |
| | | | 5 of 8 (62.5%) | | | | | | | | | | | | |

The Automated ScoreBook
Michigan By-Quarter Statistics (as of Sep 11, 2011)
All games

3rd-Down Conversions

| Date | Opponent | Score | Overall | 1st Qtr | 2nd Qtr | 3rd Qtr | 4th Qtr | Overtime |
|--------------|------------------|---------|------------|----------|-----------|----------|-----------|----------|
| Sep 03, 2011 | WESTERN MICHIGAN | W 34-10 | 3-6 50.0 | 2-3 66.7 | 1-2 50.0 | 0-1 0.0 | | |
| Sep 10, 2011 | NOTRE DAME | W 35-31 | 3-9 33.3 | 0-2 0.0 | 0-3 0.0 | 1-2 50.0 | 2-2 100.0 | |
| | Michigan | | 6-15 40.0 | 2-5 40.0 | 1-5 20.0 | 1-3 33.3 | 2-2 100.0 | 0-0 0.0 |
| | Opponents | | 14-25 56.0 | 3-4 75.0 | 4-10 40.0 | 5-7 71.4 | 2-4 50.0 | 0-0 0.0 |

4th-Down Conversions

| Date | Opponent | Score | Overall | 1st Qtr | 2nd Qtr | 3rd Qtr | 4th Qtr | Overtime |
|--------------|------------------|---------|-----------|-----------|---------|---------|---------|----------|
| Sep 03, 2011 | WESTERN MICHIGAN | W 34-10 | 1-1 100.0 | 1-1 100.0 | 0-0 0.0 | 0-0 0.0 | | |
| Sep 10, 2011 | NOTRE DAME | W 35-31 | 0-0 0.0 | 0-0 0.0 | 0-0 0.0 | 0-0 0.0 | 0-0 0.0 | |
| | Michigan | | 1-1 100.0 | 1-1 100.0 | 0-0 0.0 | 0-0 0.0 | 0-0 0.0 | 0-0 0.0 |
| | Opponents | | 1-1 100.0 | 1-1 100.0 | 0-0 0.0 | 0-0 0.0 | 0-0 0.0 | 0-0 0.0 |

Time of Possession

| Date | Opponent | Score | Overall | 1st Qtr | 2nd Qtr | 3rd Qtr | 4th Qtr | Overtime |
|--------------|------------------|---------|---------|---------|---------|---------|---------|----------|
| Sep 03, 2011 | WESTERN MICHIGAN | W 34-10 | 18:15 | 7:49 | 6:49 | 3:37 | | |
| Sep 10, 2011 | NOTRE DAME | W 35-31 | 22:59 | 5:39 | 5:04 | 6:16 | 6:00 | |
| | Michigan | | Total | 41:14 | 13:28 | 11:53 | 9:53 | 6:00 |
| | | | Avg. | 20:37 | 6:44 | 5:56 | 4:56 | 3:00 |
| | Opponents | | Total | 62:19 | 16:32 | 18:07 | 18:40 | 9:00 |
| | | | Avg. | 31:09 | 8:16 | 9:03 | 9:20 | 4:30 |

2011 MICHIGAN WOLVERINES GAME-BY-GAME OFFENSE

| OPP | ---1ST DOWNS--- | | | | DOWN CONV. | | NET OFF | | ---RUSHING--- | | | -----PASSING----- | | | | | | -----TDs----- | | | FGs | FUM | PEN | PUNTS | |
|--------------|-----------------|-----------|-----------|----------|-------------|------------|------------|-----------|---------------|-----------|------------|-------------------|------------|--------------|----------|----------|----------|---------------|----------|------------|------------|--------------|---------------|--------------|--|
| | T | R | P | P | 3RD | 4TH | TOT | PL | TOT | ATT | AVG | NET | SA-YDS | ATT-COMP | TD | IN | R | P | Rt | M-A | No-Ls | No-Yds | No-Avg | TOP | |
| WMU | 17 | 9 | 5 | 3 | 3/6 | 1/1 | 288 | 39 | 190 | 26 | 7.3 | 98 | 0-0 | 13-9 | 0 | 0 | 3 | 0 | 2 | 0-0 | 1-0 | 1-5 | 2-41.0 | 18:15 | |
| ND | 16 | 5 | 10 | 1 | 3/9 | 0/0 | 452 | 50 | 114 | 26 | 4.4 | 338 | 1-5 | 24-11 | 4 | 3 | 1 | 4 | 0 | 0-0 | 1-0 | 9-82 | 5-38.6 | 22:59 | |
| EMU | | | | | | | | | | | | | | | | | | | | | | | | | |
| SDSU | | | | | | | | | | | | | | | | | | | | | | | | | |
| MINN | | | | | | | | | | | | | | | | | | | | | | | | | |
| AT NW | | | | | | | | | | | | | | | | | | | | | | | | | |
| AT MSU | | | | | | | | | | | | | | | | | | | | | | | | | |
| PUR | | | | | | | | | | | | | | | | | | | | | | | | | |
| AT IOWA | | | | | | | | | | | | | | | | | | | | | | | | | |
| AT ILL | | | | | | | | | | | | | | | | | | | | | | | | | |
| NEB | | | | | | | | | | | | | | | | | | | | | | | | | |
| OSU | | | | | | | | | | | | | | | | | | | | | | | | | |
| TOTAL | 33 | 14 | 15 | 4 | 6/15 | 1/1 | 740 | 89 | 304 | 52 | 5.8 | 436 | 1-5 | 37-20 | 4 | 3 | 4 | 4 | 2 | 0-0 | 2-0 | 10-87 | 7-39.3 | 20:37 | |

2011 MICHIGAN WOLVERINES GAME-BY-GAME DEFENSE

| OPP | ---1ST DOWNS--- | | | | DOWN CONV. | | NET OFF | | ---RUSHING--- | | | -----PASSING----- | | | | | | -----TDs----- | | | FGs | FUM | PEN | PUNTS | |
|--------------|-----------------|-----------|-----------|----------|--------------|------------|------------|------------|---------------|-----------|------------|-------------------|-------------|--------------|----------|----------|----------|---------------|----------|------------|------------|---------------|---------------|--------------|--|
| | T | R | P | P | 3RD | 4TH | TOT | PL | TOT | ATT | AVG | NET | SA-YDS | ATT-COMP | TD | IN | R | P | Rt | M-A | No-Ls | No-Yds | No-Avg | TOP | |
| WMU | 17 | 8 | 9 | 0 | 6/11 | 1/1 | 279 | 56 | 96 | 25 | 3.8 | 183 | 2-16 | 31-22 | 0 | 1 | 1 | 0 | 0 | 1-2 | 3-2 | 8-50 | 2-46.5 | 25:18 | |
| ND | 28 | 9 | 15 | 4 | 8/14 | 0/0 | 513 | 72 | 198 | 33 | 6.0 | 315 | 0-0 | 39-27 | 3 | 2 | 1 | 3 | 0 | 1-1 | 4-3 | 9-75 | 4-33.5 | 37:01 | |
| EMU | | | | | | | | | | | | | | | | | | | | | | | | | |
| SDSU | | | | | | | | | | | | | | | | | | | | | | | | | |
| MINN | | | | | | | | | | | | | | | | | | | | | | | | | |
| AT NW | | | | | | | | | | | | | | | | | | | | | | | | | |
| AT MSU | | | | | | | | | | | | | | | | | | | | | | | | | |
| PUR | | | | | | | | | | | | | | | | | | | | | | | | | |
| AT IOWA | | | | | | | | | | | | | | | | | | | | | | | | | |
| AT ILL | | | | | | | | | | | | | | | | | | | | | | | | | |
| NEB | | | | | | | | | | | | | | | | | | | | | | | | | |
| OSU | | | | | | | | | | | | | | | | | | | | | | | | | |
| TOTAL | 45 | 17 | 24 | 4 | 14/25 | 1/1 | 792 | 128 | 294 | 58 | 5.1 | 498 | 2-16 | 70-49 | 3 | 3 | 2 | 3 | 0 | 2-3 | 7-5 | 17-125 | 6-37.8 | 31:09 | |

MICHIGAN LONGEST PLAYS/20+ FROM SCRIMMAGE

RUSHING

| Yards | Play |
|-------|---|
| 44 td | Michael Shaw vs. Western Michigan (Sept. 3) |
| 43 | Fitzgerald Toussaint vs. Western Michigan (Sept. 3) |
| 39 | Denard Robinson vs. Notre Dame (Sept. 10) |

PASSING

| Yards | Play |
|-------|--|
| 77 | Denard Robinson to Junior Hemingway vs. Notre Dame (Sept. 10) |
| 64 | Denard Robinson to Jeremy Gallon vs. Notre Dame (Sept. 10) |
| 45 | Denard Robinson to Junior Hemingway vs. Notre Dame (Sept. 10) |
| 43 td | Denard Robinson to Junior Hemingway vs. Notre Dame (Sept. 10) |
| 37 | Denard Robinson to Junior Hemingway vs. Western Michigan (Sept. 3) |
| 27 | Denard Robinson to Kelvin Grady vs. Notre Dame (Sept. 10) |
| 21 td | Denard Robinson to Vincent Smith (Sept. 10) |

PUNT RETURNS

| Yards | Play |
|-------|---|
| 21 | Jeremy Gallon vs. Notre Dame (Sept. 10) |

KICKOFF RETURNS

| Yards | Play |
|-------|---|
| 25 | Kelvin Grady vs. Western Michigan (Sept. 3) |

INTERCEPTION RETURNS

| Yards | Play | Qtr. | Fielded at: |
|-------|---|------|-------------|
| 94 td | Brandon Herron vs. Western Michigan (Sept. 3) | 2 | U-M 6 |
| 16 | J.T. Floyd vs. Notre Dame (Sept. 10) | 2 | U-M 2 |

MISC. RETURNS

| | | | |
|-------|--|---|--------|
| 29 td | Brandon Herron FR vs. Western Michigan (Sept. 3) | 3 | WMU 29 |
|-------|--|---|--------|

OPPONENT LONGEST PLAYS/20+ FROM SCRIMMAGE

RUSHING

| Yards | Play |
|-------|--|
| 38 | Jonas Gray vs. Notre Dame (Sept. 10) |
| 24 | Tevin Drake vs. Western Michigan (Sept. 3) |
| 24 | Cierre Wood vs. Notre Dame (Sept. 10) |
| 22 | Cierre Wood vs. Notre Dame (Sept. 10) |

PASSING

| Yards | Play |
|-------|--|
| 29 td | Tommy Rees to Michael Floyd vs. Notre Dame (Sept. 10) |
| 25 | Tommy Rees to Theo Riddick vs. Notre Dame (Sept. 10) |
| 22 | Tommy Rees to Tyler Eifert vs. Notre Dame (Sept. 10) |
| 21 | Tommy Rees to Michael Floyd vs. Notre Dame (Sept. 10) |
| 21 | Tommy Rees to Michael Floyd vs. Notre Dame (Sept. 10) |
| 20 | Alex Carder to Jordan White vs. Western Michigan (Sept. 3) |

PUNT RETURNS

| Yards | Play |
|-------|---|
| 11 | Jordan White vs. Western Michigan (Sept. 3) |

KICKOFF RETURNS

| Yards | Play |
|-------|---|
| 38 | Dervon Wallace vs. Western Michigan (Sept. 3) |

INTERCEPTION RETURNS

| Yards | Play | Qtr. | Fielded at: |
|-------|------|------|-------------|
|-------|------|------|-------------|

WEEK-BY-WEEK LEADERS

| Opponent | Rushes | Rushing Yards | Receptions | Receiving Yards | Tackles | TFLs | Sacks |
|-------------------|-----------------|------------------|---------------------------|-----------------|------------|-------------|-------------|
| Western Michigan | 11, Toussaint | 80, Toussaint | 2, Koger/Gallon/Roundtree | 37, Hemingway | 10, Kovacs | 2.0, Kovacs | 2.0, Kovacs |
| Notre Dame | 16, D. Robinson | 108, D. Robinson | 3, Hemingway | 165, Hemingway | 12, Demens | 1.0, Many | -- |
| Eastern Michigan | | | | | | | |
| San Diego State | | | | | | | |
| Minnesota | | | | | | | |
| at Northwestern | | | | | | | |
| at Michigan State | | | | | | | |
| Purdue | | | | | | | |
| at Iowa | | | | | | | |
| at Illinois | | | | | | | |
| Nebraska | | | | | | | |
| Ohio State | | | | | | | |

MICHIGAN SINGLE GAME BESTS

INDIVIDUAL GAME HIGHS

Rushing Attempts: 16, Denard Robinson vs. Notre Dame (Sept. 10)
Rushing Yards: 108, Denard Robinson vs. Notre Dame (Sept. 10)
Rushing TDs: 2, Fitzgerald Toussaint vs. Western Michigan (Sept. 3)
Pass Attempts: 24, Denard Robinson vs. Notre Dame (Sept. 10)
Pass Completions: 11, Denard Robinson vs. Notre Dame (Sept. 10)
Passing Yards: 338, Denard Robinson vs. Notre Dame (Sept. 10)
Passing TDs: 4, Denard Robinson vs. Notre Dame (Sept. 10)
Receptions: 3, Junior Hemingway vs. Notre Dame (Sept. 10)
Receiving Yards: 165, Junior Hemingway vs. Notre Dame (Sept. 10)
Receiving TDs: 1, By Four Players vs. Notre Dame (Sept. 10)
Total Plays: 40, Denard Robinson vs. Notre Dame (Sept. 10)
Total Yards: 446, Denard Robinson vs. Notre Dame (Sept. 10)
Points Kicking: 5, Brendan Gibbons vs. Notre Dame (Sept. 10)
Field Goals Made:
Field Goals Attempted:
PATs Attempted: 5, Brendan Gibbons twice, last vs. Notre Dame (Sept. 10)
PATs Made: 5, Brendan Gibbons vs. Notre Dame (Sept. 10)
Punting Attempts: 5, Matt Wile vs. Notre Dame (Sept. 10)
Punting Yards: 165, Matt Wile vs. Notre Dame (Sept. 10)
Punting Average: 41.0, Matt Wile vs. Western Michigan (Sept. 3)
Punt Returns: 1, Twice, last vs. Notre Dame (Sept. 10)
Punt Return Yards: 21, Jeremy Gallon vs. Notre Dame (Sept. 10)
Kickoff Returns: 5, Vincent Smit vs. Notre Dame (Sept. 10)
Kickoff Return Yards: 98, Vincent Smith vs. Notre Dame (Sept. 10)
Interceptions: 1, three times, last vs. Notre Dame (Sept. 10)
Interception Yards: 94, Brandon Herron vs. Western Michigan (Sept. 3)
Tackles: 12, Kenny Demens vs. Notre Dame (Sept. 10)
Solo Tackles: 8, Kenny Demens vs. Notre Dame (Sept. 10)
Tackles for Loss: 2.0, Jordan Kovacs vs. Western Michigan (Sept. 3)
Tackles for Loss Yardage: 16, Jordan Kovacs vs. Western Michigan (Sept. 3)
Sacks: 2.0, Jordan Kovacs vs. Western Michigan (Sept. 3)
Sack Yardage: 16, Jordan Kovacs vs. Western Michigan (Sept. 3)
Pass Breakups: 1, three times, last vs. Notre Dame (Sept. 10)

TEAM GAME HIGHS

Rushing Attempts: 26, twice, last vs. Notre Dame (Sept. 10)
Rushing Yards: 190 vs. Western Michigan (Sept. 3)
Rushing TDs: 3 vs. Western Michigan (Sept. 3)
Yards Per Rush: 7.3 vs. Western Michigan (Sept. 3)
Passing Attempts: 24 vs. Notre Dame (Sept. 10)
Passing Completions: 11 vs. Notre Dame (Sept. 10)
Passing Yards: 338 vs. Notre Dame (Sept. 10)
Passing TDs: 4 vs. Notre Dame (Sept. 10)
Yards Per Completion: 30.7 vs. Notre Dame (Sept. 10)
Total Plays: 50 vs. Notre Dame (Sept. 10)
Total Yards: 452 vs. Notre Dame (Sept. 10)
Yards Per Play: 9.0 vs. Notre Dame (Sept. 10)
Points: 35 vs. Notre Dame (Sept. 10)
Touchdowns Scored: 5, twice, last vs. Notre Dame (Sept. 10)
Field Goals Attempted:
Field Goals Made:
PATs Attempted: 5, twice, last vs. Notre Dame (Sept. 10)
PATs Made: 5 vs. Notre Dame (Sept. 10)
Punting Attempts: 5 vs. Notre Dame (Sept. 10)
Punting Yards: 193 vs. Notre Dame (Sept. 10)
Punting Average: 41.0 vs. Western Michigan (Sept. 3)
Punt Return Attempts: 1 twice, last vs. Notre Dame (Sept. 10)
Punt Return Yards: 21 vs. Notre Dame (Sept. 10)
Kickoff Return Attempts: 5 vs. Notre Dame (Sept. 10)
Kickoff Return Yards: 98 vs. Notre Dame (Sept. 10)
Interceptions: 2 vs. Notre Dame (Sept. 10)
Interception Yards: 94 vs. Western Michigan (Sept. 3)
Turnovers Gained: 5 vs. Notre Dame (Sept. 10)
Turnovers Lost: 3 vs. Notre Dame (Sept. 10)
Sacks: 2 vs. Western Michigan (Sept. 3)
Sacks Against: 1 vs. Notre Dame (Sept. 10)
First Downs: 17 vs. Western Michigan (Sept. 3)
Penalties: 9 vs. Notre Dame (Sept. 10)
Penalty Yards: 82 vs. Notre Dame (Sept. 10)

INDIVIDUAL GAME HIGHS

Rushing Attempts: 25, Cierre Wood vs. Notre Dame (Sept. 10)
Rushing Yards: 134, Cierre Wood vs. Notre Dame (Sept. 10)
Rushing TDs: 1, twice, last Cierre Wood vs. Notre Dame (Sept. 10)
Pass Attempts: 39, Tommy Rees vs. Notre Dame (Sept. 10)
Pass Completions: 27, Tommy Rees vs. Notre Dame (Sept. 10)
Passing Yards: 183, Alex Carder vs. Western Michigan (Sept. 3)
Passing TDs: 3, Tommy Rees vs. Notre Dame (Sept. 10)
Receptions: 13, Michael Floyd vs. Notre Dame (Sept. 10)
Receiving Yards: 119, Jordan White vs. Western Michigan (Sept. 3)
Receiving TDs: 2, Theo Riddick vs. Notre Dame (Sept. 10)
Total Plays: 39, Tommy Rees vs. Notre Dame (Sept. 10)
Total Yards: 315, Tommy Rees vs. Notre Dame (Sept. 10)
Points Kicking: 7, David Ruffer vs. Notre Dame (Sept. 10)
Field Goals Made: 1, twice, last vs. Notre Dame (Sept. 10)
Field Goals Attempted: 2, John Potter vs. Western Michigan (Sept. 3)
PATs Attempted: 4, David Ruffer vs. Notre Dame (Sept. 10)
PATs Made: 4, David Ruffer vs. Notre Dame (Sept. 10)
Punting Attempts: 4, Ben Turk vs. Notre Dame (Sept. 10)
Punting Yards: 134, Ben Turk vs. Notre Dame (Sept. 10)
Punting Average: 46.5, Ben Armer vs. Western Michigan (Sept. 3)
Punt Returns: 3, John Goodman vs. Notre Dame (Sept. 10)
Punt Return Yards: 16, Jordan White vs. Western Michigan (Sept. 3)
Kickoff Returns: 6, Dervon Wallace vs. Western Michigan (Sept. 3)
Kickoff Return Yards: 188, Dervon Wallace vs. Western Michigan (Sept. 3)
Interceptions: 1, three times, last vs. Notre Dame (Sept. 10)
Interception Yards: 0
Tackles: 9, Doug Wiggins vs. Western Michigan (Sept. 3)
Solo Tackles: 7, Lewis Toler vs. Western Michigan (Sept. 3)
Tackles for Loss: 2, Dan Fox vs. Notre Dame (Sept. 10)
Tackles for Loss Yardage: 6, Dan Fox vs. Notre Dame (Sept. 10)
Sacks: 1, Dan Fox vs. Notre Dame (Sept. 10)
Sack Yardage: 5, Dan Fox vs. Notre Dame (Sept. 10)
Pass Breakups: 1, twice, last vs. Notre Dame (Sept. 10)

TEAM GAME HIGHS

Rushing Attempts: 33 vs. Notre Dame (Sept. 10)
Rushing Yards: 198 vs. Notre Dame (Sept. 10)
Rushing TDs: 1, twice, last vs. Notre Dame (Sept. 10)
Yards Per Rush: 6.0 vs. Notre Dame (Sept. 10)
Passing Attempts: 39 vs. Notre Dame (Sept. 10)
Passing Completions: 27 vs. Notre Dame (Sept. 10)
Passing Yards: 315 vs. Notre Dame (Sept. 10)
Passing TDs: 3 vs. Notre Dame (Sept. 10)
Yards Per Completion: 11.7 vs. Notre Dame (Sept. 10)
Total Plays: 72 vs. Notre Dame (Sept. 10)
Total Yards: 513 vs. Notre Dame (Sept. 10)
Yards Per Play: 7.1 vs. Notre Dame (Sept. 10)
Points: 31 vs. Notre Dame (Sept. 10)
Touchdowns Scored: 4 vs. Notre Dame (Sept. 10)
Field Goals Attempted: 2 vs. Western Michigan (Sept. 3)
Field Goals Made: 1, twice, last vs. Notre Dame (Sept. 10)
PATs Attempted: 4 vs. Notre Dame (Sept. 10)
PATs Made: 4 vs. Notre Dame (Sept. 10)
Punting Attempts: 4 vs. Notre Dame (Sept. 10)
Punting Yards: 134 vs. Notre Dame (Sept. 10)
Punting Average: 33.5 vs. Notre Dame (Sept. 10)
Punt Return Attempts: 3 vs. Notre Dame (Sept. 10)
Punt Return Yards: 16 vs. Western Michigan (Sept. 3)
Kickoff Return Attempts: 6 vs. Western Michigan (Sept. 3)
Kickoff Return Yards: 188 vs. Western Michigan (Sept. 3)
Interceptions: 3 vs. Notre Dame (Sept. 10)
Interception Yards: 0
Turnovers Gained: 3 vs. Notre Dame (Sept. 10)
Turnovers Lost: 5 vs. Notre Dame (Sept. 10)
Sacks: 1 vs. Notre Dame (Sept. 10)
Sacks Against: 2 vs. Western Michigan (Sept. 3)
First Downs: 28 vs. Notre Dame (Sept. 10)
Penalties: 9 vs. Notre Dame (Sept. 10)
Penalty Yards: 75 vs. Notre Dame (Sept. 10)

2011 MICHIGAN SCORING DRIVES/PLAYS

2011 MICHIGAN SCORING DRIVES

| OPPONENT | PLAYS | YARDS | TOP | RESULT | QTR | PLAY |
|------------------|-------|-------|------|--------|-----|---|
| Western Michigan | 16 | 76 | 8:33 | TD | 2 | Fitzgerald Toussaint 1 yd run (Brendan Gibbons kick) |
| Western Michigan | | | | TD | 2 | Brandon Herron 94 yd int. return (Brendan Gibbons kick) |
| Western Michigan | 9 | 74 | 4:17 | TD | 2 | Fitzgerald Toussaint 2 yd run (Brendan Gibbons kick blocked) |
| Western Michigan | | | | TD | 3 | Brandon Herron 29 yd fumble rec. (Brendan Gibbons kick) |
| Western Michigan | 3 | 87 | 0:40 | TD | 3 | Michael Shaw 44 yd run (Brendan Gibbons kick) |
| Notre Dame | 2 | 45 | 0:48 | TD | 2 | Junior Hemingway 43 yd pass from Denard Robinson (Brendan Gibbons kick) |
| Notre Dame | 4 | 83 | 2:19 | TD | 4 | Denard Robinson 1 yd run (Brendan Gibbons kick) |
| Notre Dame | 5 | 40 | 2:35 | TD | 4 | Jeremy Gallon 14 yd pass from Denard Robinson (Brendan Gibbons kick) |
| Notre Dame | 5 | 58 | 1:04 | TD | 4 | Vincent Smith 21 yd pass from Denard Robinson (Brendan Gibbons kick) |
| Notre Dame | 3 | 80 | 0:30 | TD | 4 | Roy Roundtree 16 yd pass from Denard Robinson (Brendan Gibbons kick) |

MICHIGAN SCORING DRIVE ANALYSIS

| Category | Minus | 0-9 | 10-19 | 20-29 | 30-39 | 40-49 | 50-59 | 60-69 | 70-79 | 80-89 | 90-99 |
|-------------|-------|-----|-------|-------|-------|-------|-------|-------|-------|-------|-------|
| Michigan TD | 0 | 0 | 0 | 0 | 0 | 2 | 1 | 0 | 2 | 3 | 0 |
| Michigan FG | 0 | 0 | 0 | 0 | 0 | 0 | 0 | 0 | 0 | 0 | 0 |

Longest Drives:

Plays: 16, vs. Western Michigan (Sept. 3)

Yards: 87, vs. Western Michigan (Sept. 3)

Time of Possession: 8:33, vs. Western Michigan (Sept. 3)

2011 OPPONENT SCORING DRIVES/PLAYS

2011 OPPONENT SCORING DRIVES

| OPPONENT | PLAYS | YARDS | TOP | RESULT | QTR | PLAY |
|------------------|-------|-------|------|--------|-----|--|
| Western Michigan | 15 | 74 | 7:11 | TD | 1 | Antoin Sciven 1 yd run (John Potter kick) |
| Western Michigan | 7 | 43 | 1:06 | FG | 2 | John Potter 36 yd FG |
| Notre Dame | 7 | 57 | 3:46 | TD | 1 | Theo Riddick 7 yd pass from Tommy Rees (David Ruffer kick) |
| Notre Dame | 10 | 83 | 5:35 | TD | 1 | Cierre Wood 4 yd run |
| Notre Dame | 8 | 29 | 2:53 | FG | 2 | David Ruffer 38 yd FG |
| Notre Dame | 7 | 71 | 3:55 | TD | 3 | TJ Jones 15 yd pass from Tommy Rees |
| Notre Dame | 4 | 61 | 0:42 | TD | 4 | Theo Riddick 29 yd pass from Tommy Rees |

OPPONENT SCORING DRIVE ANALYSIS

| Category | Minus | 0-9 | 10-19 | 20-29 | 30-39 | 40-49 | 50-59 | 60-69 | 70-79 | 80-89 | 90-99 |
|-------------|-------|-----|-------|-------|-------|-------|-------|-------|-------|-------|-------|
| Opponent TD | 0 | 0 | 0 | 0 | 0 | 0 | 1 | 1 | 2 | 1 | 0 |
| Opponent FG | 0 | 0 | 0 | 1 | 0 | 1 | 0 | 0 | 0 | 0 | 0 |

Longest Drives:

Plays: 15, Western Michigan (Sept. 3)

Yards: 83, Notre Dame (Sept. 10)

Time of Possession: 7:11, Western Michigan (Sept. 3)

TURNOVER CHART

MICHIGAN (FORCED 8)

| How obtained | Qtr | Player | Plays/Yards | First Downs | Conclusion |
|-----------------------------|-----|------------------|-------------|-------------|---|
| Western Michigan (3) | | | | | |
| Interception | 2 | Carder by Herron | | | Touchdown; Herron 94-yard touchdown return |
| Fumble | 3 | Herron | | | Touchdown, Herron 29-yard touchdown return |
| Fumble | 3 | Van Bergen | 4/51 | 2 | End of Game (Called due to weather) |
| Notre Dame (5) | | | | | |
| Interception | 2 | Rees by Kovacs | 2/45 | | Touchdown, Hemingway 43-yard touchdown pass from Robinson |
| Interception | 2 | Rees by Floyd | 3/-1 | 0 | Punt |
| Fumble | 3 | Campbell | 4/14 | 1 | Interception |
| Fumble | 4 | Van Bergen | 3/61 | 2 | Interception |
| Fumble | 4 | T.Robinson | | | End of Half |

OPPONENT (FORCED 3)

| How obtained | Qtr | Player | Plays/Yards | First Downs | Conclusion |
|-----------------------------|-----|---------------------|-------------|-------------|--|
| Western Michigan (0) | | | | | |
| | -- | -- | -- | -- | -- |
| Notre Dame (3) | | | | | |
| Interception | 2 | Robinson by Gray | 3/2 | 0 | Punt |
| Interception | 3 | Robinson by Motta | 7/71 | 4 | Touchdown; TJ Jones 15 yard touchdown pass from Rees |
| Interception | 4 | Robinson by Blanton | 3/7 | 0 | Punt |