



# CHICAGO BASKETBALL



2012/2013 BULLS MEDIA GUIDE

Chicago Bulls presented by: **BMO**  **Harris Bank**

CONGRATULATIONS

SAM SMITH WALKER



2012 CURT  
GOWDY MEDIA

**AWARD  
RECIPIENT**




2012 JAMES A.  
NAISMITH

**HALL OF FAME  
INDUCTEE**


FROM YOUR CHICAGO BULLS FAMILY



★ ★ **IN MEMORIAM** ★ ★



**BOB  
BOOZER**  
1937-2012



**ORLANDO  
WOOLRIDGE**  
1959-2012

The 2012/2013 Chicago Bulls Media Guide was written and edited by the Chicago Bulls Public and Media Relations Department: Tim Hallam, Sebrina Beyer, Matt Yob and Shaun Hickombottom. Statistical assistance from Robert Rosenberg and Elias Sports Bureau. Design by Jon Shoemaker. Photography by Bill Smith and NBA Photos.

★ ★ **COPYRIGHT © 2012 CHICAGO BULLS** ★ ★

All NBA and team insignia depicted in this publication are the property of NBA Properties, Inc., and the respective teams of the NBA and may not be reproduced for commercial purposes without the prior written consent of NBA Properties, Inc.

The information contained in this publication was compiled by the Chicago Bulls and is provided as a courtesy to our fans and the press and may be used only for personal or editorial purposes. Any commercial use of this information is prohibited without the prior written consent of the Chicago Bulls.



## FRONT OFFICE

Team Directory	4
Chairman Jerry Reinsdorf	6
Alternate NBA Governor	7
Board of Directors/Partners List	7
President and COO Michael Reinsdorf	8
Executive Vice President Steve Schanwald	9
Senior Vice President Irwin Mandel	10
Vice President Keith Brown	11
Vice President Susan Goodenow	11
Vice President John Viola	11
Department Heads	12
Chicago Bulls Charities	14
Bulls Ambassadors	15
Front Office Staff	16
Gameday Staff	19

## BASKETBALL OPERATIONS

Executive Vice President John Paxson	24
General Manager Gar Forman	26
Head Coach Tom Thibodeau	27
Assistant Coaches	28
Assistant Coaches/Basketball Operations	29
Basketball Operations	30
Berto Center Staff	32
Medical Staff	33
Sheri L. Berto Center	34

## THE PLAYERS

Marco Belinelli	36
Carlos Boozer	38
Jimmy Butler	41
Luol Deng	42
Taj Gibson	44
Richard Hamilton	46
Kirk Hinrich	48
Nazr Mohammed	50
Joakim Noah	52
Vladimir Radmanovic	54
Nate Robinson	56
Derrick Rose	58
Marquis Teague	61
2012-2013 Chicago Bulls Roster	62
Television Roster	63

## THE NBA

NBA Directory	72
NBA Developmental League	73
2011-2012 Final Standings	74
2011-2012 Final Team Statistics	75
2011-2012 NBA Leaders	77
2011-2012 Single-Game Highs and Lows	78
2012 NBA Playoffs	79
2011-2012 Attendance	80
Regular Season Division Winners	81
NBA Award Winners	83
NBA Champions Year-by-Year	86
2012 NBA Draft Results	87
NBA Officiating Staff	88

## OPPONENTS

Team-By-Team Information	94
--------------------------	----

## 2011-2012 SEASON

2011-2012 Season in Review	156
2011-2012 Regular Season Statistics	159
Breakdown: Individual Highs	160
Team Season Highs & Lows	161
2011-2012 Scoring Breakdown	162
Record vs. Each Team	163

## RECORDS

Regular Season Records	168
Opponent Records	171
United Center Records	174
Leaders	176
Select Scoring Circle	183
Rebounding Bests	185
Most Individual Points Against Bulls	186
Bulls All-Time Triple-Doubles	187
All-Time Overtime Games	188
Year-by-Year Team Statistics	190
Rookie Records	192
All-Time Head Coach Records	193
Professional Basketball in Chicago	194
All-Time NBA Record	196
Bulls in Preseason	197
All-Time Home Openers	198
Starting Lineups in Openers	199
Individual Honors	201
Attendance Records	203
Miscellaneous Records	205

## PLAYOFF RECORDS

All-Time Playoff Results	210
Bulls Playoff Records	214
Opponent Playoff Records	217
Career Playoff Leaders	220
Home Playoff Attendance	221

## HISTORICAL

All-Time Game-by-Game Results	228
Year-by-Year Statistics	320
Draft History	336
All-Time Uniform Numbers	340
Retired Numbers/Honorees/Hall of Famers	343
Chicago Bulls NBA Titles	346
Chicago Stadium History	352
United Center History	353
Bulls Ownership History	354
All-Time Transactions	355
All-Time Roster with Statistics	372

## COMMUNITY RELATIONS

NBA Cares	398
Chicago Bulls Community Relations	399
Bulls/Sox Training Academy	407

## MEDIA

Public & Media Relations Staff	416
Media Information	417
Announcers	418
Television/Radio Broadcast History	420
Traveling Media	421
Internet/TV/Radio	422
NBA Key Dates	423
United Center Information	424
Map & Directions	425
Ticket Information	426
2012-2013 Promotional Schedule	427
2012-2013 Spanish Radio Broadcasts	428



EVERY DEPARTMENT MATTERS.



FRONT OFFICE





Chairman/Alternate NBA Governor .....	Jerry Reinsdorf
President & Chief Operating Officer/NBA Governor .....	Michael Reinsdorf
Alternate NBA Governor .....	Robert A. Judelson
Executive Vice President-Basketball Operations .....	John Paxson
Executive Vice President-Business Operations & Alternate NBA Governor .....	Steve Schanwald
Senior Vice President-Financial & Legal & Alternate NBA Governor .....	Irwin Mandel
Assistant to Chairman .....	Barb Reincke
Special Advisor to the President & C.O.O. ....	Scottie Pippen
Assistant to the President & C.O.O. ....	Carla De Lio
Executive Assistant to the Executive Vice President-Business Operations .....	Val D. McElroy
Executive Assistant to Senior Vice President-Financial and Legal .....	Denise Aleman
Receptionist .....	Alicia Santana

## BASKETBALL OPERATIONS

General Manager .....	Gar Forman
Head Coach .....	Tom Thibodeau
Assistant Coaches .....	Ron Adams, Andy Greer, Adrian Griffin, Ed Pinckney, Mike Wilhelm
Special Assistant to General Manager .....	Randy Brown
Assistant General Manager .....	Brian Hagen
Director of International Scouting .....	Ivica Dukan
Director of Pro Personnel .....	Jay Hillock
Director of Basketball Operations .....	Jim Paxson
Scout .....	Dave Bollwinkel
Video Coordinator .....	Daisuke Yoshimoto
Assistant Video Coordinator .....	Jim Topor
Head Athletic Trainer .....	Fred Tedeschi
Assistant Athletic Trainer .....	Jeff Tanaka
Strength and Conditioning Coach .....	Erik Helland
Assistant Strength and Conditioning Coach .....	Nick Papendieck
Equipment Manager .....	John Liganowski
Director of Basketball Administration .....	Karen Stack Umlauf
Director of Team Security .....	Eric Buck
Senior Managers, Basketball Administration .....	Wendy Knoll, Kristine Watson
Basketball Operations Assistant .....	Steve Weinman
Team Locker Room Security .....	John Capps

## TICKET SALES

Vice President of Ticket Sales .....	Keith Brown
Senior Director of Ticket Operations .....	Joe O'Neil
Senior Director of Ticket Sales .....	David Dowd
Director, Ticket Operations .....	Pam Sher
Manager, Database Marketing .....	Kristine Simantirakis
Managers, Group Ticket Sales .....	Robby Joseph, Brandon Wright
Manager, Ticket Operations .....	Nancy DeFauw
Senior Ticket Executive .....	P.J. Cummings
Ticket Executives .....	Sean Moore, Peter Flowers
Coordinator, Guest Services .....	Ashli Bowman
Coordinator, Ticket Operations .....	Erin Johnsen
Ticket Operations Assistant .....	January Harris
Ticket Representatives .....	Katharina Boes, Jared Borlack, Amanda Cruse, Jenna DiDiana, Jacqui Iorio, Kristina Kozica, Trent Minor, Charlie Otterbeck, David Pribble, Kendall Rozell

## CORPORATE SALES

Vice President of Corporate Sales .....	John Viola
---	------------

## CORPORATE PARTNERSHIPS

Senior Director of Corporate Partnerships .....	Scott Sonnenberg
Senior Manager, Corporate Partnerships .....	Sue Flando
Senior Manager, Corporate Partner Activation .....	Whitney Smith
Senior Account Executives, Corporate Partnerships .....	Curtis Cooper, Dawn Lester
Managers, Corporate Partner Activation .....	Michele Klein, Lindsay Hafeman
Account Executive, Corporate Partnerships .....	Jenna Quinn, Mark Levitt
Intern, Corporate Partnerships .....	Dan Hardina

## GAME OPERATIONS

Senior Manager, Game Operations .....	Jason Siok
Manager, Game Operations .....	De Borah Smith



## CORPORATE SALES (CONT.)

Manager, Administrative Services .....	Gerard Longo
Manager of Entertainment .....	Barry Anderson
Entertainment Coordinator .....	Todd Abbott

### PREMIUM SEATING

Senior Director of Premium Seating .....	Greg Hanrahan
Senior Director of Rental Suites .....	Curtis Baddeley
Manager, Premium Seating .....	Valerie Tanaka
Coordinator, Premium Seating .....	Elaine Bauer
Assistant, Premium Seating .....	Brianna Bell

## BRANDING & COMMUNICATIONS

Vice President of Branding & Communications .....	Susan Goodenow
---	----------------

### MEDIA RELATIONS

Senior Director, Public and Media Relations .....	Tim Hallam
Director, Public and Media Relations .....	Sebrina Beyer
Manager, Public and Media Relations .....	Matt Yob
Coordinator, Public and Media Relations .....	Shaun Hickombottom
Intern, Public and Media Relations .....	Cole Mickelson
Team Photographer .....	Bill Smith

### CORPORATE COMMUNICATIONS

Manager, Corporate Communications .....	Christine Duhig
---	-----------------

### CREATIVE SERVICES

Director of Creative Services .....	Jon Shoemaker
Senior Manager, Publications .....	Tony Hyde
Manager, Creative Services .....	Jeff Pitcock
Assistant, Branding .....	Junhyun Bae

### INTERACTIVE MARKETING

Director of Interactive Marketing .....	Jeremy Thum
Senior Manager, Interactive Marketing .....	Adam Fluck
Web Manager .....	Matt Moreno

### BULLSTV

Senior Producer, BullsTV .....	Brad Siegel
Associate Producer, BullsTV .....	Josh Kahn
Editor, BullsTV .....	Jason Polevoi
Assistant Producer, BullsTV .....	Chris Ramirez

### COMMUNITY RELATIONS

Director, Community Relations and Player Programs .....	Tony Rokita
Manager, Community Relations .....	Jeff Schultz
Assistants, Community Relations .....	Hillary Thomas, Tina Berto

## CHICAGO BULLS CHARITIES

President, Chicago Bulls Charities .....	Nancy Reinsdorf
Vice President, Chicago Bulls Charities .....	Leslie Forman
Team Ambassador .....	Sidney Green
Team Ambassador/Director of Community Affairs .....	Bob Love

## FINANCIAL & LEGAL

Controller .....	Stu Bookman
Assistant Controller .....	Michele Chambers
Accountant .....	Claudia Stevenson
Manager, Purchasing .....	Ben Adair
Assistant, Financial & Legal .....	Michelle Moore

## MEDICAL STAFF

Head Team Physician .....	Dr. Brian Cole
Head Primary Care Sports Medicine Physician .....	Dr. Kathy Weber
Team Physicians .....	Dr. Bernard Bach, Dr. Charles Bush-Joseph, Dr. George Holmes, Dr. William Kehoe, Dr. Greg Nicholson, Dr. Scott Palmer, Dr. Anthony Romeo, Dr. Nik Verma, Dr. Simon Lee, Dr. John Fernandez, Dr. Mark Cohen
Team Ophthalmologists .....	Dr. David Orth, Dr. Jack Cohen
Dental Consultants .....	Dr. Pete Chemello, Dr. Stephen Douglas, Dr. Todd Jensen, Dr. Mike Steichen, Dr. Matthew Gauthier



## JERRY REINSDORF

### CHAIRMAN AND ALTERNATE NBA GOVERNOR

Jerry Reinsdorf assumed the position of Chairman of the Chicago Bulls on March 13, 1985, when he led the group that purchased controlling interest in the franchise. Reinsdorf is also the Chairman of the 2005 World Champion Chicago White Sox. His two professional sports teams - the Chicago Bulls and the Chicago White Sox - now have delivered seven World Championship titles to the city of Chicago and its sports fans. During his tenure as Chairman of the Bulls, the team has captured six World Championships (1991-93, 1996-98). Reinsdorf spearheaded construction of two major facilities for the Bulls - the United Center, home of the Bulls and the NHL's Chicago Blackhawks which opened for the 1994-1995 season and the Sheri L. Berto Center, a state-of-the-art training facility for the Bulls, which opened in 1992.



Both of Reinsdorf's sports franchises have donated millions of dollars to causes in the Chicago community through a variety of efforts, including CharitaBulls and White Sox Charities. Reinsdorf has played a critical role in the development of the west side area surrounding the United Center. During the 1990's CharitaBulls donated \$4.5 million to construct the James Jordan Boys and Girls Club and Family Life Center, which was erected in memory of James Jordan, father of Bulls great Michael Jordan. The 4,000-square-foot facility is located just two blocks from the United Center. As part of its commitment to education, CharitaBulls donated \$3.5 million to launch the Bulls Scholars Program, an after-school tutorial program. On September 14, 2009, the Chicago Bulls College Prep School was officially opened with an opening class enrollment of more than 200 ninth graders. The school, located at 2040 West Adams, is a Noble Street Charter School. CharitaBulls has also donated more than \$1 million to a variety of Chicago Park District programs. In an effort to combat childhood obesity, in 2009, the Bulls committed \$1.8 million towards the creation of 25 fitness centers inside Chicago Public Schools. The project was completed at the end of the 2011-12 school year. Through the Chicago Bulls/Chicago White Sox Training Academy, which opened in 2001, Reinsdorf's franchises promote sports to thousands of youths each year while instilling a love of the game in future fans.

In 2011 Reinsdorf was the recipient of the prestigious Jefferson Award and the Barnes and Thornburg Award. Reinsdorf was the 1997 recipient of the Order of Lincoln Award and his many contributions to the community have been recognized by such organizations as: Keshet, Interfaith Organizing Project, American Academy of Achievement, Cystic Fibrosis Foundation, Trial Lawyers Club of Chicago, Chicago Historical Society, Chicago Jewish Sporting Hall of Fame, National Jewish Sporting Hall of Fame and Chicago Sports Hall of Fame. He has been awarded the Chicago Park District's 1990 Chicagoan of the Year Award, the PUSH Bridgebuilder Award, National Italian-American Friendship Award, Northwestern University's Award of Merit, U.S. Air Force American Spirit Award, Ellis Island Medal of Honor, Mayor's Medal of Honor, Guardian of Children Award from the Jewish Council of Youth Services, Sports Lawyers Award of Excellence and an honorary degree in humane letters from Illinois College. As Chairman of the White Sox, he was instrumental in initiating Chicago White Sox Charities, the arm of the baseball organization that raises funds for cancer research, children's and senior programs. Chicago Baseball Cancer Charities has twice conferred its Hallmark Award to Reinsdorf in recognition of his efforts.

In addition to his sports interests, Reinsdorf is an attorney, a certified public accountant, a specialist in real estate securities, a registered mortgage underwriter and a certified review appraiser. In 1997 Reinsdorf completed employment as chairman of the board of a real estate investment firm he co-founded in the early 1970's and sold to American Express. Currently, he is a partner in Bojer Financial Ltd., a real estate investment company. He is a former member of the board of directors of Shearson Lehman Brothers, Inc., the Northwestern University Law School Alumni Association, LaSalle Bank, Equity Office Properties and numerous other corporations and charities. He is presently a Life Trustee of Northwestern University and in 2008 was appointed a Trustee of the National Baseball Hall of Fame & Museum.

Born in Brooklyn, N.Y. on Feb. 25, 1936, Reinsdorf graduated from George Washington University in Washington, D.C. and earned a law degree from Northwestern University after moving to Chicago in 1957. Reinsdorf and his wife, Martyl, have four children and eight grandchildren.





## ROBERT A. JUDELSON ALTERNATE NBA GOVERNOR

Robert A. Judelson is a partner of Bojer Financial Ltd, and Chairman of the Michigan Avenue Real Estate Group ... Judelson served as First Vice Chairman and one of the founders of the Balcor Company, one of the country's largest real estate investment firms, which was a subsidiary of American Express ... the firm acted as a fiduciary in various limited partnerships and trusts, with aggregate investments in real estate of approximately \$6 billion ... such partnerships had over four million individual and institutional investors ... he was the founder of JMB Realty in Chicago and left in 1973 to become one of the founders of the Balcor Company ... Judelson is a graduate of Northwestern

University ... he is also a member of the Board of Directors for the Chicago White Sox Major League Baseball Team and the Chicago Bulls ... he is a former member of the advisory board of the Moran Eye Clinic at the University of Utah and of the Board of Trustees of the Utah Symphony, a former trustee of Eaglebrook School in Deerfield, Mass., and St. Andrew's Preparatory School in Boca Raton, Fla. ... Bob and his wife, Joan, have two children, Julie Diaz, 45 (husband, Gene), and Hank, 42 (wife, Julie), five grandsons and a granddaughter.

### BOARD OF DIRECTORS



STEVEN CROWN



ROBERT A. JUDELSON



JUDD MALKIN



ALLAN B. MUCHIN



DR. DAVID ORTH



JERRY REINSDORF



MICHAEL REINSDORF



IRVING STENN



BURTON URY



CHARLES WALSH

### CHICAGO BULLS PARTNERS LIST

Carmont Blitz Family

Neil Bluhm

The Fred Brzozowski Trust

The Alvin Cohn Trust

Lester Crown Family

Louis Duman Family

The Fanning Trust

The Marvin Fink Trust

The Lamar Hunt Family

Norman Jacobs

Robert A. Judelson

Lubin Family Limited Partnership

Ann Lurie

Judd Malkin

Allan B. Muchin

Carol P. Norton

David H. Orth, M.D.

Bruce V. Rauner

Jerry Reinsdorf

William Roberts

Irving Stenn

Richard Stern

The Sanford E. Takiff Family

Burton Ury

Charles Walsh

Chicago Stadium Corporation

Sam Zell



## MICHAEL REINSDORF

### PRESIDENT AND CHIEF OPERATING OFFICER AND NBA GOVERNOR

Michael Reinsdorf was named President and Chief Operating Officer of the Chicago Bulls on September 13, 2010 ... Michael has been involved in NBA league matters on behalf of the Bulls since 2001 and has served as an NBA Alternate Governor for the last five years ... he currently serves on the NBA Planning Committee ... Michael is a member of the Young Presidents' Organization (YPO) ... is a member of the Children's Memorial Foundation Board of Directors ... he is also founding partner for the International Facilities Group, a consulting company specializing in the development of sports and entertainment facilities across the country ... Reinsdorf also serves as Chairman of the Harrisburg Senators (AA, Washington Nationals), where he oversaw \$40 million in ballpark renovations and watched the team

break several single-day and season-long attendance records in 2010 ... Michael is a former owner of the Stockton Thunder, one of the premier franchises in the ECHL professional hockey league and during his five years of ownership, he saw the Thunder lead the league in attendance four of the five seasons, while the Thunder made four straight appearances in the Kelly Cup championships ... a graduate of the University of Arizona, Michael and his wife, Nancy, President of Chicago Bulls Charities, reside in the northern suburbs with their three children.



## STEVE SCHANWALD

### EXECUTIVE VICE PRESIDENT- BUSINESS OPERATIONS AND ALTERNATE NBA GOVERNOR

Having joined the Bulls 26 seasons ago in the middle of the 1986-87 season to lead its Business Operations, Steve Schanwald is one of the longest tenured team executives in the NBA ... Steve is involved in overseeing areas that include Ticket Sales, Sponsorship Sales, Game Entertainment, Promotions, Advertising and Broadcasting ... during his first full season (1987), the Bulls began a 610-game streak of consecutive sellouts which ended in November of 2000 - the third longest streak in NBA history ... the Bulls sold over 12,400,000 tickets during its streak, compared to Portland (10,370,360 tickets over 814 consecutive games), and Boston (9,857,180 tickets over 662 games) ... the Bulls have consistently ranked among the league

leaders in attendance and sponsorships during his tenure regardless of the team's won-loss record ... the Bulls have received numerous awards for marketing excellence during his tenure in areas such as ticket sales, advertising, game entertainment, and corporate partnerships ... Steve is a recipient of a local Emmy Award, as well as fifteen awards for advertising excellence ... serves as Senior Vice President-Marketing for the United Center and is responsible for suite, signage, college basketball and club seat activities ... played a key role in negotiating stadium-naming rights agreement with United Airlines ... instrumental in bringing first-ever Big Ten Conference Basketball Tournament and the Great Eight College Basketball Classic to Chicago ... founded and served as President of CharitaBulls, the predecessor to Chicago Bulls Charities, which raised tens of millions of dollars for a variety of worthy causes ... created the NBA's first Community Relations Department in 1987, dedicated to giving back to the Chicago community ... established the Bulls first ever TV and radio networks ... oversaw the sale of 216 suites which helped to finance construction of the United Center ... oversaw the sale and creation of additional United Center premium seating products as needed, such as The Harris Club and Theater Boxes ... established the Bulls first ever Spanish language broadcasts to reach out to Chicago's growing Hispanic market ... placed an emphasis on game entertainment to ensure that fans attending Bulls games would have a great time win or lose ... also placed a strong emphasis on customer service and name and data generation ... in 2008, established the Bulls Digital Marketing Department to market the Bulls brand across web, mobile and social media landscapes ... sits on the Chicago Sports Commission Advisory Board ... served as a member of the NBA's Team Marketing Advisory Committee ... has spoken internationally on sports marketing and has been a guest lecturer at the University of Chicago Business School, Kellogg Graduate School of Business, the Notre Dame Business School and the American Marketing Association among others ... is a native of Bethpage, N.Y. ... 1977 University of Maryland graduate ... served as Director of Sports Marketing at the U.S. Air Force Academy (1978) ... served as Director of Promotions for the "We Are Family" Pittsburgh Pirates (1979-80) ... spent six years (1981-86) as Assistant Vice President-Marketing for the Chicago White Sox ... in 1983 and 1986, the White Sox received Major League Baseball's highest award for overall marketing excellence ... Steve resides in Chicago.



## IRWIN MANDEL

### SENIOR VICE PRESIDENT – FINANCIAL & LEGAL ALTERNATE NBA GOVERNOR

Entering his 41st season, Irwin Mandel has the longest tenure of anyone with the Bulls ... the senior financial executive in the NBA, and one of the very most experienced in any management position in the League ... responsible for the Club's financial, legal, and corporate areas ... most important duties include player contracts, financial reports, and applying and interpreting the NBA's salary cap, free agency and other collective bargaining rules ... one of the select few NBA executives chosen to serve on the committee to advise the League regarding salary cap rule changes ... said Commissioner David Stern recently, "nobody in the NBA understands the intricacies of the salary cap better than Irwin Mandel" ... also considered one of the NBA's most knowledgeable and creative experts on player contracts and the collective bargaining rules ...

helped develop NBA team financial statements and assisted the NBA Labor Relations Committee ... oversaw the instituting of a detailed budget plan for the office and negotiated the club's switch to charter travel ... mentor to many people in the front office ... recently served as a consultant to two of the other major sports leagues regarding the benefits and workings of the NBA's salary cap and free agency systems ... received both his undergraduate degree in Accounting and his Law degree from Northwestern University ... he is a Certified Public Accountant and member of the Illinois Bar ... worked in the tax department of Arthur Andersen & Co. for four years prior to joining the Bulls ... formerly served two terms as President of the Northwestern University Club of Chicago and was a recipient of the Northwestern Alumni Service Award ... active in various charitable programs ... speaks regularly to business groups, law schools and college students regarding legal and financial management careers in professional sports ... avid tennis player ... recent ardent golfer (but perennial contender for NBA leader in most golf strokes per round) ... native Chicagoan ... married to Sheri, with two sons, Michael and Robby, daughters-in-law, Jamie and Stacy, and most recent additions, grandchildren Sadie Ann and Eli.





## **KEITH BROWN** **VICE PRESIDENT - TICKET SALES**

In his 30th season, Keith Brown is responsible for the marketing and operations of Chicago Bulls' season, group and single game tickets, and for managing the full and part time sales staffs ... he coordinates the team's ticket advertising, including television, radio, newspapers, billboards, bus tails, direct mail and the Internet ... he manages group sales programs such as Tickets to Happiness, Court of Dreams and Preps With Pros ... he oversees the creation and production of the team's print materials for ticket sales, such as handbooks, brochures, fliers, season ticket holder correspondence, etc. ... he is responsible for the management of the ticket department database which houses information for more than one million fans, and for designing name generation programs ... he directs the team's e-marketing with targeted offers and online programs for ticket sales ... he manages season ticket holder customer service programs such as Fan Forums and market research surveys, along with value-added programs for season ticket holders and group leaders, such as mailings of promotional items and other benefits ... he is the Bulls' liaison with the NBA in creating the annual schedule for playing dates in the United Center ... he is a frequent attendee and presenter at the NBA's Team Marketing and Business Operations Workshops ... he is the recipient of four Telly Awards for advertising campaigns ... he began his career with the Bulls as an intern telemarketing season tickets ... in 1984, he had the privilege of representing the Bulls in Madison Square Garden for the drafting of Michael Jordan ... for six years he served as the Editor and principal writer of "BasketBull" magazine ... over the last 25 years the Bulls have enjoyed extended streaks of consecutive sellouts and have led the NBA in home attendance through championship and rebuilding seasons ... Keith graduated from Illinois State University with degrees in Communications and Political Science ... he was raised in Rolling Meadows, is an avid golfer and resides in Chicago.



## **SUSAN GOODENOW** **VICE PRESIDENT - BRANDING & COMMUNICATIONS**

Susan Goodenow joined the Chicago Bulls on January 1, 2012 ... she is responsible for developing and managing the team's branding strategy and coordinating and integrating all team communication ... she oversees Public and Media Relations, Community Relations and Charities, Digital, Creative Services, Publications, Broadcasting, BullsTV, and Advertising ... prior to joining the Bulls, Susan spent four years with the Boston Red Sox, most recently as Senior Vice President, Public Affairs and Marketing ... she has also held positions with Major League Baseball/Office of the Commissioner and the American Red Cross ... she graduated from the University of Georgia with a degree in Journalism, and from Georgetown University with a Masters in American Studies ... she is a member of the American Red Cross of Greater Chicago Tiffany Circle Steering Committee ... Susan resides in Chicago.



## **JOHN VIOLA** **VICE PRESIDENT - CORPORATE SALES**

In his eighth season with the Bulls, John Viola is responsible for Bulls and United Center marketing partnerships, game operations, and United Center premium seating ... John is a graduate of the University of Virginia, where he majored in Communication Studies and was captain of the Virginia wrestling team ... he was a New Jersey state wrestling champion and high school All-American ... prior to joining the Bulls, John was COO of Gameday Giveaway, a national sports marketing company and spent his early career in broadcast advertising sales and management at WFAN and WOR in New York and WMVP in Chicago ... John, his wife, Mylinda, and their three children Jack Franco, Beck, and Alexandra reside in River Forest.



## SCOTTIE PIPPEN

### SPECIAL ADVISOR TO THE PRESIDENT AND C.O.O.

Scottie Pippen joined the organization as an ambassador on July 15, 2010 ... a 17-year NBA veteran, Pippen was inducted into the Naismith Memorial Basketball Hall of Fame on August 13, 2010 ... Scottie was a member of six NBA championship teams with the Chicago Bulls (1991-93, 1996-98) ... he was named one of the 50 Greatest Players in NBA History and is one of four players to have his jersey retired by the Chicago Bulls ... was a seven-time NBA All-Star (1990, 1992-97) and was NBA All-Star MVP in 1994 ... he was a three-time All-NBA first team honoree and was voted to the NBA All-Defensive first team eight times (1992-99) ... Pippen won two Olympic gold medals as a member of the 1992 USA Basketball "Dream Team" and returned to help lead the USA to gold at the 1996 Olympics in Atlanta ... Pippen was born in Hamburg, Ark. and graduated from the University of Central Arkansas.



## STU BOOKMAN

### CONTROLLER

In his 28th season, Stu Bookman is responsible for the club's financial information, employee benefits, purchasing, and oversees the accounting system and staff ... prior to joining the Bulls, Stu served as senior accountant at Arthur Andersen & Co. until 1982, then transferred to become assistant division controller for Arthur Andersen's education facility ... Stu earned his bachelor's degree from DePaul University in 1978 and became a Certified Public Accountant in 1979 ... Stu and his wife, Debbie, have two children, Jackie and Andy.



## DAVID DOWD

### SENIOR DIRECTOR OF TICKET SALES

In his eleventh season, David Dowd is responsible for hiring, training, motivating and supervising the seasonal sales staff ... he also manages the full-time sales staff and collaborates with the Vice President of Ticket Sales on marketing initiatives, sales strategies and customer service programs ... prior to joining the Bulls, David served as an Assistant Vice President in Business Development at MBNA America, and managed the multi-million dollar credit card portfolios of professional sports teams in the Midwest ... David, 40, is a 1995 graduate of the College of the Holy Cross (Worcester, Mass.) where he majored in English, and minored in Business ... David and his wife, Jennifer, have two children, Bryan and Jenna.



## TIM HALLAM

### SENIOR DIRECTOR OF PUBLIC & MEDIA RELATIONS

Entering his 36th season, Tim Hallam oversees public and media relations efforts for the Bulls organization ... he is responsible for credentialing media personnel at all Bulls events, including home and road games, practices, training camp sessions, media day, draft day and special events ... he coordinates the dissemination of all information to national and local media regarding the club in the form of press releases, statistics and media guides ... he handles press conferences and interview requests for the Bulls team and management ... Tim graduated from Illinois State University in 1977 with a degree in Communications ... Tim and his wife, Nancy, reside in Highwood with their daughter, Emily.



## JOE O'NEIL

### SENIOR DIRECTOR OF TICKET OPERATIONS

In his 33rd season, Joe O'Neil is responsible for the accounting, printing, processing and delivery of all season, group and individual ticket orders ... Joe is also the Bulls' liaison with TicketMaster, United Center Management, and oversees the Bulls' fleet automobile program ... Joe, 55, is a 1979 graduate of Northern Illinois University with degrees in Journalism and Political Science ... Joe and his wife, Susan, reside in Elmhurst with their sons, Justin, Brendan and Kyle.



## JON SHOEMAKER

### DIRECTOR OF CREATIVE SERVICES

In his 11th season, Jon Shoemaker is responsible for the creative direction and design of all Bulls' print collateral and other promotional vehicles for the organization ... he also art directs, designs and coordinates production of all Bulls' publications, including BasketBull Magazine, the Chicago Bulls Yearbook, the Bulls' media guide and Bullpen - The Official Game Program of the Chicago Bulls ... Jon, 36, graduated from Ohio University in 1999 with bachelor's degrees in Journalism and Visual Communications ... Jon resides in Chicago with his wife, Katie.



## SCOTT SONNENBERG

### SENIOR DIRECTOR OF CORPORATE PARTNERSHIPS

In his ninth season with the Bulls, Scott Sonnenberg is responsible for overseeing Bulls and United Center sponsorships, in and out-of-arena advertising sales, Bulls play-by-play radio advertising, digital sales, and sponsor services ... Scott, 34, is a 2003 graduate of San Jose State University, where he majored in Business-Marketing ... he was a member and two-time captain of the San Jose State basketball team (2000-03), and a member of the Brigham Young University basketball team (1996) prior to serving a two year mission in Las Vegas for the Mormon Church ... prior to joining the Bulls, Scott spent two years working for Northwestern Mutual Financial Network ... Scott and his wife, Lisa, reside in Aurora with their four children Ella, Ally, Tyler, and Chelsea.



## JEREMY THUM

### DIRECTOR OF INTERACTIVE MARKETING

In his fifth season with the Bulls, Jeremy Thum is responsible for guiding the Bulls' digital marketing strategies including the creation and management of an interactive platform across the web, mobile, and social media landscapes ... prior to joining the Bulls, Jeremy spent eight years as a web development professional in San Francisco, Calif. ... Jeremy, 34, is a 2000 graduate of the University of Colorado at Boulder, where he majored in Business Administration with dual emphases in Finance and Information Systems ... Jeremy resides in Chicago.



**NANCY REINSDORF**  
**PRESIDENT OF CHICAGO BULLS CHARITIES**

Nancy Reinsdorf has served as President of Chicago Bulls Charities since April 2012 ... she has been actively involved with the team's charitable activities for several years and has served as a community liaison working closely with outside organizations to identify ways for the Bulls to make a positive impact on the lives of those in need ... Nancy helped create EmbraceaBulls, a program that donates game tickets to local charities throughout the Chicagoland area ... she currently serves on the Governing Board of Gilda's Club Chicago ... in early 2012, she and her husband, Michael, served as honorary co-chairs of the opening of the new Ronald McDonald House near Lurie Children's ... a graduate of Roosevelt University, Nancy spent 10 years as a film producer working on commercials and public service announcement segments ... Nancy and Michael reside in the northern suburbs with their three children.



**LESLIE FORMAN**  
**VICE PRESIDENT OF CHICAGO BULLS CHARITIES**

Leslie Forman has served as Vice President of Chicago Bulls Charities since April 2012 ... Leslie has been actively involved in the team's charitable efforts for many years and has often served as a representative for the organization working to further the Bulls Community Relations efforts ... Leslie also helped create EmbraceaBulls, a program that donates game tickets to local charities throughout the Chicagoland area ... a graduate of New Mexico State, Leslie holds degrees in Elementary and Early Childhood Special Education, as well as a Masters in Counseling and Educational Psychology ... a former pre-school teacher, special education teacher and administrator, Leslie is currently an after-school coordinator and school volunteer ... she has also been a foster parent, juvenile justice monitor and crisis interventionist ... in early 2012, she and her husband, Gar, served as honorary co-chairs of the opening of the new Ronald McDonald House near Lurie Children's ... Leslie and Gar reside in the northern suburbs with their two sons, Braeden and Jaxsen.





## **SIDNEY GREEN**

### **TEAM AMBASSADOR**

Sidney Green joined the Chicago Bulls front office in 2009, first serving as a Player Development Assistant before becoming Goodwill Ambassador for the team ... he is very active with the Bulls Community Relations efforts and makes countless appearances throughout the year at local schools, promoting the importance of reading and education, as well as charity functions, basketball clinics and other community events throughout the Chicagoland area ... he is also an accomplished speaker and has delivered commencement addresses at several area schools ... Sidney is a 10-year veteran of the NBA, playing for the Chicago Bulls (1983-1986), Detroit Pistons (1986-1987), New York Knicks (1987-1989), Orlando Magic (1989-1990), San Antonio Spurs (1990-1993) and Charlotte Hornets (1993) ... serves on the Board of Directors for the Chicago Police Memorial Foundation, supporting officers who have lost their lives in the line of duty ... he is also on the board for Concerned Christian Men, an organization devoted to violence prevention in Chicago ... the Brooklyn, N.Y. native is a graduate of the University of Nevada, Las Vegas (UNLV) and was the first player at UNLV to have his uniform number retired.



## **BOB LOVE**

### **TEAM AMBASSADOR/DIRECTOR OF COMMUNITY AFFAIRS**

Bob Love serves as Bulls Goodwill Ambassador, representing the organization at various functions throughout the Chicago community ... he makes over 150 appearances a year at schools, charity events, basketball clinics and non-profit agencies ... Bob's NBA career spanned 11 years - eight of those seasons with the Chicago Bulls ... on Jan. 14, 1994, Bob became the second Chicago Bull to have his jersey (No. 10) retired ... he is a three-time NBA All Star and is ranked third on the Bulls' all-time scoring list with 12,623 points ... Bob serves as an honorary spokesperson for the National Stuttering Federation of America ... he also serves on the board of the National Brain Injury Association of Illinois ... Bob released a documentary about his life titled, "Find Yourself a Dream: The Bob Love Story," and spoke across the country to audiences about the film, which documented his struggles to overcome adversity and his stuttering disability to make his dreams come true ... a native of Bastrop, La., Bob attended Southern University ... he also has been awarded honorary doctoral degrees from Carthage College (Humanities) and the University of Rhode Island (Laws).



FRONT OFFICE  
BBALL OPS.  
PLAYERS  
THE NBA  
OPPONENTS  
2011-12 SEASON  
RECORDS  
PLAYOFFS  
HISTORY  
MEDIA  
COMMUNITY



Entertainment Coordinator  
**TODD ABBOTT**



Manager, Purchasing  
**BEN ADAIR**



Executive Assistant to the  
Senior VP of Financial & Legal  
**DENISE ALEMAN**



Manager of Entertainment  
**BARRY ANDERSON**



Branding Assistant  
**JUNHYUN BAE**



Director,  
Public & Media Relations  
**SEBRINA BEYER**



Coordinator, Guest Services  
**ASHLI BOWMAN**



Assistant Controller  
**MICHELE CHAMBERS**



Senior Account Executive,  
Corporate Partnerships  
**CURTIS COOPER**



Senior Ticket Executive  
**P.J. CUMMINGS**



Manager,  
Ticket Operations  
**NANCY DEFAUW**



Assistant to the  
President & C.O.O.  
**CARLA DELIO**



Manager,  
Corporate Communications  
**CHRISTINE DUHIG**



Senior Manager,  
Corporate Partnerships  
**SUE FLANDO**



Ticket Executive  
**PETER FLOWERS**



Senior Manager,  
Interactive Marketing  
**ADAM FLUCK**



★ ★ ★ ★ FRONT OFFICE STAFF

FRONT OFFICE  
BBALL OPS, PLAYERS, THE NBA, OPPONENTS  
2011-12 SEASON  
RECORDS, PLAYOFFS, HISTORY, COMMUNITY, MEDIA  
CONTENTS



Manager, Corporate  
Partner Activation  
**LINDSAY HAFEMAN**



Ticket Operations Assistant  
**JANUARY HARRIS**



Coordinator,  
Public & Media Relations  
**SHAUN HICKOMBOTTOM**



Senior Manager,  
Publications  
**TONY HYDE**



Coordinator,  
Ticket Operations  
**ERIN JOHNSEN**



Manager, Group Ticket Sales  
**ROBBY JOSEPH**



Associate Producer, BullsTV  
**JOSH KAHN**



Manager, Corporate  
Partner Activation  
**MICHELE KLEIN**



Senior Account Executive,  
Corporate Partnerships  
**DAWN LESTER**



Account Executive,  
Corporate Partnerships  
**MARK LEVITT**



Manager,  
Administrative Services  
**GERARD LONGO**



Executive Assistant to the  
EVP - Business Operations  
**VAL D. MCELROY**



Ticket Executive  
**SEAN MOORE**



Web Manager  
**MATT MORENO**



Manager,  
Creative Services  
**JEFF PITCOCK**



Account Executive,  
Corporate Partnerships  
**JENNA QUINN**



Assistant Producer, BullsTV  
**CHRIS RAMIREZ**



Assistant to the Chairman  
**BARB REINCKE**



Director, Community Relations  
and Player Programs  
**TONY ROKITA**



Receptionist  
**ALICIA SANTANA**



Manager,  
Community Relations  
**JEFF SCHULTZ**



Director,  
Ticket Operations  
**PAM SHER**



Senior Producer, BullsTV  
**BRAD SIEGEL**



Manager,  
Database Marketing  
**KRIS SIMANTIRAKIS**



Senior Manager,  
Game Operations  
**JASON SIOCK**



Manager,  
Game Operations  
**DE BORAH SMITH**



Senior Manager,  
Corporate Partner Activation  
**WHITNEY SMITH**



Accountant  
**CLAUDIA STEVENSON**



Assistant,  
Community Relations  
**HILLARY THOMAS**



Manager, Group Ticket Sales  
**BRANDON WRIGHT**



Manager,  
Public & Media Relations  
**MATT YOB**





# INVALUABULL

The Chicago Bulls would like to thank the following individuals for their dedication, hard work and enthusiasm. Their contributions are indispensable to both the Bulls' front office and their fans:



**DIRECTOR: CATHERINE A. CORE**  
**CHOREOGRAPHER: KIM TYLER**

- |                    |                |
|--------------------|----------------|
| Dasha Arias        | Ellis Hatchett |
| Erin Bauer         | Kelley Herman  |
| Jessica Bolden     | Diamond Jack   |
| Ashley Bond        | Alyssa Lalagos |
| Brazhal Brewer     | Melissa Lewis  |
| Brittany Brown     | Pamela Marsh   |
| Krystal Buchert    | Lauren Murrell |
| Kari-Lyn Burroughs | Evie Olson     |
| Erika Cruz         | Kafi Thompson  |
| Cristina Curcio    | Candice Savage |
| Asia Dickens       | Kelly Usher    |
| Carissa Frame      | Rachel Wehner  |
| Jackie Graney      |                |



## TICKET REPRESENTATIVES

- Katharina Boes
- Jared Borlack
- Amanda Cruse
- Jenna DiDiana
- Jacqueline Iorio
- Kristina Kozica
- Trent Minor
- Charlie Otterbeck
- David Pribble
- Kendall Rozell

## ENTERTAINMENT/MUSIC

- Bill Archer (Music Operator)
- Erik Bradley (Assistant Music Operator)
- Mike Horn (Assistant Music Operator)
- Jim Kamenjarin (Bullimp Pilot)
- Tim Shaw (Acrobatic Team)
- Mike Vigan (Game Operations Assistant)

## PHOTOGRAPHERS

- Bill Smith (Team Photographer)
- Rudi Ayasse (Assistant)

## BULLS BROTHERS

- Fred Bevier
- Lance Haack
- Yvonne Lukan
- Maureen Malloy

## INCREDIBULLS

- Joe Alexander
- Carlos Ayala
- Derryl Bolden
- Morris Brent
- Darrell Dupit
- Pegie Diaz
- Terrence Grady
- Kim Harris
- Shaunkeese Jackson
- Ashlee A. Lazaro
- Mitch Mangoba
- Tom Neimiera
- Dagoberto Soto
- Michael Turner
- Eric Wackerfuss

## MASCOTS

- Benny the Bull
- Big Ben
- Benji
- Benny Jr.

## PRESS ATTENDANTS

- Victoria Gibbs
- Jason Hospes
- Matt Hospes
- Nick Hospes
- Pam Kunkel
- Walt Kunkel
- James Lamont
- Llauren Landingham
- Tim Landingham
- Carmela Merriwether
- Eric Novak
- Heather Novak
- Ken O'Donovan
- Lindsay O'Gear
- Karen O'Gear
- Martin Oleskiewicz



- |                     |                 |                 |
|---------------------|-----------------|-----------------|
| Scott Idle-Director | Kevin Gier      | Derrick Shannon |
| Adam Barr           | Dale Hallerberg | Scott Simon     |
| Phil Beale          | Adam Hill       | Andrew Strauss  |
| Kevin Cox           | Jon Magro       | Jen Tarka       |
| Ben Collins         | Mike Maschek    | Liz Naprstek    |
| Gina DeGregorio     | Matt Rice       | Brian White     |
| Jim Devine          | Ali Schoen      | AJ Ziyad        |
| Brandon Estes       | John Seguin     |                 |
| Peter Flesvig       | Dustin          |                 |
| Enedina Gamboa      | Shahidehpour    |                 |



**PROMOTIONAL STAFF**

- Gabriel Crittenden
- Scott Cygan
- Mike Dumbiauskas
- Juan Fuentes
- Mike Goza
- Kevin Henderson
- Kevin Peterson
- Dino Vera

**STATS CREW**

- Joseph Cortino
- Marc Grossman
- Pam Grossman
- Chuck Cunningham
- Robert Rosenberg
- Chuck Sikaras
- Allan Spear
- Todd Starowitz
- Bill Stewart
- Bob Trudeau
- Meg Ward
- Don Weiland
- Chris Wilson

**UNITED CENTER  
EVENT OPERATIONS**

- Maggie Acevedo
- Jerry Aleknus
- Derrick Avery
- Curtis Baddeley
- James Bare
- Brianna Bell
- Scott Boyke
- Susan Brooks
- Elaine Bauer
- Troy Brown
- Frank Butler
- Aris Dixon
- Luke Dunbar
- Joseph Eberwein
- Bill Forg
- James Georgalas
- Ted Gill
- Bob Gorman
- Bob Grmusich
- Greg Hanrahan
- Alex Hernandez
- Kathy Indovina
- Dave Jorns
- James Koehler
- Tom Lamb
- Judy Lendsey
- Sergio Lozano
- Lina Martino
- Megan McKenna
- Kimbra Moody

**UNITED CENTER  
EVENT OPERATIONS (CONT.)**

- Margaret Mazur
- Lou Reyes
- Redrico Rivera
- Adam Sauers
- Terry Savarise
- Erica Schisler
- Steve Schulze
- Rob Staverman
- Karen Sutherland-Ringstad
- Ben Sutter
- Dawn Swienton
- Brady Tieman
- Valerie Tanaka
- Joseph Wilhelm
- Jerry Wynne, Jr.

**VIDEO COACHING PERSONNEL**

- Mark Blankenship
- Dale Heidloff
- Rich Kulefsky
- Tim McNeilly
- Dave Reinhardt

**BUCKET BOYS**

- John Bryant
- Ronnie Sellers
- Michael Long
- Stephen Collins
- Timothy Anderson
- DaShaun Lewis



# What Benny would carry, if he had pockets.

Carry your team in your wallet. Get your official BMO Harris Bulls Debit MasterCard®.  
Call 877-312-8557 or visit [bmoharris.com/fancard](http://bmoharris.com/fancard).

BMO  Harris Bank

Official Bank of the Chicago Bulls

BMO Harris Personal Checking Account required. Account opening subject to bank and credit approval. Card design and availability is subject to change without notice. MasterCard and the MasterCard Brand Mark are registered trademarks of MasterCard International Incorporated. The Chicago Bulls identifications are the exclusive property of NBA Properties Inc. and the Chicago Bulls. © 2012 NBA Properties Inc. All rights reserved. BMO Harris Bank N.A. Member FDIC.




beep beep, it's gurley leep

the gurley leep automotive family  
[www.gurleyleep.com](http://www.gurleyleep.com)  
[www.lujack.com](http://www.lujack.com)

Gurley  
Leep

Lujack's  
NORTH HAVEN  
AUTO PLAZA

EVERY GAME PLAN MATTERS.



BASKETBALL OPERATIONS





## JOHN PAXSON

### EXECUTIVE V.P. - BASKETBALL OPERATIONS

Paxson remains at the forefront of the organization in his role as Executive Vice President of Basketball Operations and works in tandem with General Manager Gar Forman in an effort to bring an NBA Championship back to Chicago ... Paxson has been a part of the organization as a player, coach, broadcaster or front office executive since 1985 ... Paxson is the sixth individual to head basketball operations in the history of the Chicago Bulls, joining Dick Klein (1966-69), Pat Williams (1969-73), Dick Motta (1973-76), Rod Thorn (1978-85) and Jerry Krause (1985-2003) ... Paxson has positively implemented change upon the Bulls roster, coaching staff and basketball operations department, with the Bulls making playoff appearances in seven of his nine years as head of basketball operations (2005-07, 2009-2012) ... in 2004-05, the Bulls won 47 games (a

24-game improvement from the previous season) with 13 of his player acquisitions leading the way ... in overseeing five NBA Drafts (the Bulls were without a pick in 2005), Paxson selected four NBA First-Team All-Rookie selections ... in 2003, with his first draft pick, he selected Kansas guard Kirk Hinrich with the seventh selection—Hinrich was selected to the All-Rookie First Team ... in 2004, at the helm for his second draft, Paxson chose Connecticut guard Ben Gordon third overall and traded for the draft rights to Duke forward Luol Deng, selected seventh overall ... in Gordon's rookie season he was named NBA Sixth Man of the Year and Deng joined Gordon on the NBA All-Rookie First Team ... Paxson drafted Memphis guard Derrick Rose with the first overall pick in the 2008 NBA Draft, Rose went on to be named 2009 NBA Rookie of the Year, as well as named to the NBA All-Rookie First Team ... also active on the free agent front, Paxson signed Spanish League star Andrés Nocioni prior to the 2004-05 season and watched the Argentina native significantly bolster the Bulls' frontline ... Paxson has also proven an adept player in the free agent market, signing four-time All-Star and four-time NBA Defensive Player of the Year Ben Wallace in the summer of 2006 ... John spent seven seasons as a color analyst on both the Bulls' radio and television networks, providing expert analysis to Bulls' broadcasts ... spent one season (1995-96) as an assistant coach, helping the Bulls to an NBA-record 72-10 mark and the 1996 NBA World Championship ... Paxson spent nine of his 11 NBA seasons as a player with Chicago, helping the Bulls to three consecutive NBA World Championships (1991, 1992, 1993) ... Paxson was also responsible for one of the most memorable shots in NBA history during the 1993 NBA Finals, sinking a game-and-series-winning three-pointer with 0:3.9 seconds remaining to defeat the Phoenix Suns on the road in Game 6, giving the Bulls their third straight NBA World Championship ... his NBA career began after being selected by the San Antonio Spurs in the first round (19th overall) of the 1983 NBA Draft ... he became a Bull after signing as a free agent on Oct. 30, 1985 ... a 1983 graduate of the University of Notre Dame ... John's father Jim, played two seasons in the NBA during the 1950's (1956-58) ... John and his wife, Carolyn, reside in Lake Bluff, Ill., and have two sons, Ryan and Drew.

### DRAFT PICKS

#### 2003

Kirk Hinrich (seventh)  
Mario Austin (36th)  
Matt Bonner (45th) - traded to Toronto  
Tommy Smith (53rd)

#### 2004

Ben Gordon (third)  
Jackson Vroman (31st) - traded to Phoenix  
Chris Duhon (36th)

#### 2006

LaMarcus Aldridge (second) - traded to Portland  
Rodney Carney (16th) - traded to Philadelphia

#### 2007

Joakim Noah (ninth)  
Aaron Gray (49th)  
JamesOn Curry (51st)

#### 2008

Derrick Rose (first)  
Sonny Weems (39th) - traded to Denver





## FREE AGENT SIGNEES

---

Malik Allen, Eddie Basden, Corie Blount, Tyson Chandler, Jamal Crawford\*, Eddy Curry\*, **Luol Deng**, Chris Duhon, Ronald Dupree, Lawrence Funderburke, Kendall Gill, Stephen Graham, Adrian Griffin, Othella Harrington, **Kirk Hinrich**, Randy Holcomb, Lindsey Hunter, Linton Johnson III, Randy Livingston, DeMarcus Nelson, Demetris Nichols, Andrés Nocioni, Jannero Pargo, Scottie Pippen, Jared Reiner, Luke Schenscher, Paul Shirley, Joe Smith, Darius Songaila, James Thomas and Ben Wallace.

\* indicates the player re-signed with Chicago in a sign-and-trade deal with another team

**Bold** indicates free agent signee is still on Chicago's roster

## TRADES

---

**JUNE 26, 2003** - Conveyed to Toronto the draft rights to No. 45 pick Matt Bonner in exchange for a future second round selection.

**DEC. 1, 2003** - Acquired Antonio Davis, Chris Jeffries and Jerome Williams from Toronto in exchange for Jalen Rose, Donyell Marshall and Lonny Baxter.

**DEC. 16, 2003** - Acquired Rick Brunson from Toronto in exchange for Roger Mason, Jr.

**JUNE 24, 2004** - Acquired the draft rights to No. 7 pick Luol Deng from Phoenix in exchange for a future conditional first-round pick, the draft rights to 31st pick Jackson Vroman and cash considerations.

**AUG. 5, 2004** - Acquired Dikembe Mutombo, Othella Harrington, Frank Williams and Cezary Trybanski from New York in exchange for Jamal Crawford and Jerome Williams.

**SEPT. 8, 2004** - Acquired Eric Piatkowski, Adrian Griffin and Mike Wilks from Houston in exchange for Dikembe Mutombo.

**OCT. 4, 2005** - Conveyed to the New York Knicks the contract of Antonio Davis and the signed-and-traded contract of Eddy Curry. In exchange, New York conveyed to Chicago the contracts of Tim Thomas and Michael Sweetney, the signed-and-traded contract of Jermaine Jackson, New York's conditional 2006 first-round pick and New York's regular second-round draft choice in 2007 and 2009.

**JUNE 28, 2006** - Acquired the draft rights to No. 4 pick Tyrus Thomas and Viktor Khryapa from Portland in exchange for the draft rights to No. 2 pick LaMarcus Aldridge and a future second-round pick.

**JUNE 28, 2006** - Acquired the draft rights to No. 13 pick Thabo Sefolosha from Philadelphia for the draft rights to No. 16 pick Rodney Carney, New York's 2007 second-round pick and cash.

**JULY 14, 2006** - Acquired P.J. Brown and J.R. Smith from New Orleans/Oklahoma City for Tyson Chandler.

**JULY 20, 2006** - Traded J.R. Smith to Denver in exchange for two future second-round draft picks.

**AUG. 18, 2006** - Acquired Martynas Andriuskevicius from Cleveland in exchange for Eddie Basden.

**FEB. 21, 2008** - Acquired Drew Gooden, Larry Hughes, Shannon Brown and Cedric Simmons from Cleveland in exchange for Ben Wallace, Joe Smith and Chicago's 2009 regular second round draft pick; also traded Adrian Griffin to Seattle.

**JUNE 26, 2008** - Acquired the draft rights to No. 36 pick Omer Asik from Portland in exchange for the draft rights to No. 39 pick Sonny Weems, along with Denver's 2009 regular second-round pick, New York's 2009 regular second-round pick and Chicago's 2010 regular second-round draft pick.

**FEB. 18, 2009** - Acquired Brad Miller and John Salmons from the Sacramento Kings for Andrés Nocioni, Drew Gooden, Cedric Simmons and Michael Ruffin.

**FEB. 19, 2009** - Acquired Tim Thomas, Jerome James and Anthony Roberson from the New York Knicks in exchange for Larry Hughes.

**FEB. 19, 2009** - Traded Thabo Sefolosha to the Oklahoma City Thunder for a 2009 first-round draft pick (which resulted in the selection of Taj Gibson with the 26th pick in the 2009 NBA Draft).



## GAR FORMAN GENERAL MANAGER

Entering his 15th season with the Chicago Bulls and fourth as General Manager, Gar Forman has the team positioned for success in the present and into the future through a combination of careful planning and constant evaluation of staff and personnel from player to administrative levels ... Forman oversees all basketball-related matters, including personnel, coaching, scouting, player development, medical staff, strength/athletic training and administrative staff ... Forman headed a plan to build and develop a base of talent through carefully researched draft selections and to augment that core through trades and free agency, while sticking to the long-held organizational emphasis on defense and character has resulted in the best record in the NBA the past two consecutive seasons, four straight post-season appearances, and advancing to the Eastern Conference Finals in 2010-11 ... awarded the 2011 NBA Executive of the Year (along with Miami's Pat Riley) following a season which saw the Bulls catapult from a 41-win team to a league-best 62-20

following a dizzying array of transactions heading into the 2010-11 campaign ... Forman named eventual 2011 NBA Coach of the Year Tom Thibodeau to Thibodeau's first head coaching position on June 23, 2010 following a detailed and expansive search ... named GM in May of 2009, Forman oversaw his first draft in the GM chair in June of 2009 ... with the 26th pick, he plucked eventual First Team All-Rookie selection Taj Gibson from USC ... prior to being elevated to his current post, Forman spent 10 years in various capacities with the Bulls, including five seasons as Director of Player Personnel under Executive Vice President John Paxson ... as Paxson's trusted advisor, Forman provided a structured information-gathering system which hailed an eventual MVP and member of the First Team All-NBA (Derrick Rose), six members of the NBA All-Rookie Team, a Rookie of the Year (Rose), two members of the All-Defense team (Kirk Hinrich and Thabo Sefolosha) and a Sixth Man of the Year (Ben Gordon) ... Forman began his career with the Bulls in 1998, as a Scout before being elevated to Special Assistant to the Executive Vice President of Basketball Operations in 2002 ... prior to the Bulls, Forman was an assistant coach/recruiting coordinator at Iowa State from 1994-98, helping lead the Cyclones to the 1996 Big Eight Championship, three consecutive NCAA Tournament appearances and three Top 25 finishes ... prior to Iowa State, he was assistant coach/recruiting coordinator from 1988-94 at New Mexico State, where the team went to five straight NCAA Tournaments, including the Sweet Sixteen in 1992 and earned five consecutive Top 25 finishes ... during that time, NMSU won four Big West Conference Championships, posted a 123-35 overall record and finished as high as 11th in the nation (1991) ... he was assistant coach/recruiting coordinator at Cal Poly Pomona in 1987-88 ... he was an in-house assistant coach at New Mexico State University from 1985-87 ... his first head coaching position was at the College of the Desert (Palm Desert, Calif.) from 1983-85, leading the team to consecutive 20-win seasons and to a school record 13 conference wins in 1984-85 ... he was an assistant coach at the College of the Desert in 1982-83 ... his first coaching position was at his alma mater, Utah State University, as a graduate assistant/JV coach in 1981-82 ... he received his B.A. degree in Marketing and Education in 1982 from Utah State ... Gar and his wife, Leslie, Vice President of Chicago Bulls Charities, reside in the northern suburbs with their sons, Braeden and Jaxsen.

### DRAFT PICKS

<b>2009</b> James Johnson (16th), Taj Gibson (26th)	<b>2011</b> Norris Cole (28th), Jimmy Butler (30th) Malcolm Lee (43rd)
<b>2010</b> Kevin Seraphin (17th)	<b>2012</b> Marquis Teague (29th)

### FREE AGENT SIGNEES

**Marco Belinelli**, Keith Bogans, **Carlos Boozer**, Ronnie Brewer, Rasual Butler, Aaron Gray, **Richard Hamilton**, **Kirk Hinrich**, Mike James, Kyle Korver, John Lucas III, **Nazr Mohammed**, Jannero Pargo, Lindsey Hunter, **Vladimir Radmanovic**, Chris Richard, **Nate Robinson**, Brian Scalabrine, Kurt Thomas

**Bold** indicates free agent signee is still on Chicago's roster

### TRADES

- JAN. 25, 2010** - Traded Aaron Gray to New Orleans in exchange for Devin Brown.
- FEB. 18, 2010** - Traded John Salmons and two second round picks to Milwaukee for Hakim Warrick and Joe Alexander.
- FEB. 18, 2010** - Traded Tyrus Thomas to Charlotte for Ronald "Flip" Murray, Acie Law and a future first round pick.
- JULY 8, 2010** - Traded Kirk Hinrich, the draft rights to Kevin Seraphin and cash considerations to Washington in exchange to the draft rights to forward Vladimir Veremeenko (Belarus).
- JULY 9, 2010** - Signed and traded the contract of Hakim Warrick to Phoenix in exchange for a second round draft choice.
- JULY 22, 2010** - Acquired C.J. Watson from Golden State in exchange for a future second round draft choice.
- FEB. 22, 2011** - Assigned the contract of forward James Johnson to the Toronto Raptors in exchange for Miami's 2011 regular first-round draft choice held by Toronto.
- JUNE 24, 2011** - Acquired the draft rights to No. 23 pick Nikola Mirotic from Minnesota in exchange for the draft rights to the No. 28 pick Norris Cole, No. 43 pick Malcolm Lee and cash considerations.
- JULY 16, 2012** - Traded Kyle Korver to Atlanta in exchange for a trade exception and cash considerations.



## TOM THIBODEAU HEAD COACH

A veteran of 21 years along the NBA sidelines, Tom Thibodeau (pronounced Thib-uh-DOE) was named the 18th head coach in franchise history on June 23, 2010 ... is the only coach in NBA history to win the most games in the league each of his first two seasons ... finished as runner-up to Gregg Popovich for the 2011-12 NBA Coach of the Year award ... enters the 2012-13 season with a career record of 112-36 and has a career winning percentage of .757, which ranks first in NBA history ... in his second year with the Bulls, Chicago posted a league-best record of 50-16 (.758), including a league-best road record of 24-9 (.727), en route to a second consecutive Central Division crown ... broke the NBA record for reaching the 100-win plateau the fastest by winning his 100th game in his 130th contest as a head coach (03/19/12) ... in 2011-12, Chicago set a franchise record by allowing just 88.2 ppg (the fewest points allowed in the NBA since 2004) ... Chicago also ranked first in the NBA in points allowed, first in scoring margin (+8.1), first in rebound

margin (a franchise record 6.7), first in rebounds per game (46.7) and offensive boards per game (13.9), and second in opponent field goal percentage (.421) ... the Bulls ranked second in defensive efficiency at .975 points per possession and fifth in offensive efficiency at 1.062 points per possession in 2011-12 ... he and his coaching staff coached Derrick Rose, Luol Deng and the rest of the Eastern Conference All-Stars at the 2012 All-Star Game in Orlando ... from Feb. 9, 2011-April 1, 2012, the Bulls did not lose consecutive games, a span of 86 games without a losing streak of two straight games (the second-longest streak of its kind in NBA history) ... he was named Eastern Conference Coach of the Month for Dec./Jan. 2012 (18-5) and March 2012 (13-3) ... in his first season as head coach, Thibodeau guided the Bulls to the Eastern Conference Finals, the team's first appearance in the Conference Finals since the 1997-98 season ... the Bulls also won the Central Division title, en route to the franchise's sixth 60-win season in team history with a record of 62-20 (.756) ... his 62 wins in 2010-11 broke Phil Jackson's franchise mark (55 in 1989-90) for most wins by a first-year Bulls head coach ... he is just one of three coaches (along with Paul Westphal and Bill Russell) in NBA history to win 60 or more games in his first year as a head coach, and his 62 victories ties Westphal for the most wins by a first-year head coach in league history ... was named the 2010-11 NBA Coach of the Year ... he was named NBA Eastern Conference Coach of the Month on three occasions (January 12-4, March 13-3 and April 8-0) ... he is the first Bulls head coach to win the award three times in a season ... Chicago finished the 2010-11 regular season with the best record in the NBA, and also claimed the top seed in the Eastern Conference ... his 62 wins in his first season with the Bulls marked a 21-game improvement from the team's record of 41-41 in 2009-10, the third-best single-season turnaround in team history ... Chicago went 36-5 (.878) at the United Center, good for the best home record in the NBA ... during the 2010-11 season, Chicago was 16-4 following a loss ... the Bulls posted an NBA-best record of 27-10 (.730) against teams with a winning record ... in his first season with the Bulls, Chicago finished the year ranked first in the NBA in opponent field goal percentage (.430), first in opponent three-point field goal percentage (.326), first in opponent rebounds per game (38.4), first in rebound margin (plus-5.7), second in point differential (plus-7.3), second in opponent points per game (91.3), second in opponent assists per game (19.0), second in the NBA in rebounds per game (44.2) and fifth in blocks per game (5.71) ... Chicago also ranked first in defensive efficiency at .995 points per possession and 11th in offensive efficiency at 1.072 in 2010-11 ... Thibodeau served as the Associate Head Coach of the Boston Celtics from 2007-10, where the Celtics made two trips to the NBA Finals and won the 2008 NBA Championship ... prior to joining the Bulls, his teams won .530 of their games (896-794) in the regular season and .527 of their postseason contests (88-79) ... including his two years in Chicago, his teams have advanced to the NBA postseason 16 times, including three trips to the NBA Finals (1999, 2008 and 2010) ... he implemented and oversaw Boston's defensive principles during his time on Doc Rivers' staff ... in 2007-08, his first year with the Celtics, Boston held its opponents to 90.3 ppg, an improvement of 8.9 ppg from the previous season, and limited its foes to an NBA-low .419 field goal shooting, down from .468 the year before ... during Boston's 2008 playoff run that culminated in the franchise's NBA-record 17th world championship, the Celtics held the Los Angeles Lakers to 93.8 ppg and .441 field-goal shooting in the NBA Finals (L.A. averaged 102.4 ppg and shot .468 from the field in the 2008 playoffs) ... he has helped his teams rank in the NBA's top 10 in team defense 19 times, including finishing in the top two in opponent field goal percentage 13 times ... his teams have ranked in the top two in opponent scoring nine times ... he has also coached for the Minnesota Timberwolves (1989-91), the San Antonio Spurs (1992-94), the Philadelphia 76ers (1994-96), the New York Knicks (1996-2003) and the Houston Rockets (2003-07) ... he spent the 1991-92 season as an advance scout with the Seattle SuperSonics ... while serving as an assistant coach in the NBA, he worked under Bill Musselman, Jerry Tarkanian, John Lucas, Jeff Van Gundy, Don Chaney and Doc Rivers ... in 2000-01 with New York, the Knicks established a then-NBA record when they held 33 consecutive opponents to under 100 points ... he was a four-year letter winner in basketball at Salem State University (Salem, Mass.) ... he was team captain his senior season, and a member of back-to-back MASCAC Conference Champion squads in 1980 and 1981 (the first two basketball teams in school history to qualify for the Division III NCAA Tournament) ... in 1981, upon completion of his collegiate career, he took his first coaching job as an assistant on the Vikings staff ... following three years as an assistant, he was promoted to head coach at Salem State University, a position he held for one season ... in 1985, he was hired as an assistant coach at Harvard University, where he spent four seasons on campus, before accepting a spot on Bill Musselman's coaching staff with the expansion Minnesota Timberwolves in 1989 ... Thibodeau, 54, was born in New Britain, Conn., on Jan. 17, 1958 ... he holds bachelor's and master's degrees in Counseling from Salem State University ... he was inducted into the New Britain Sports Hall of Fame in 1998.



## **RON ADAMS** ASSISTANT COACH

Adams is in his second stint with the Bulls after spending two seasons with the Oklahoma City Thunder (2008-10) ... prior to joining the Thunder, Adams spent six seasons with the Bulls as an assistant coach (2003-08) and as a special assignments scout (2008) ... while as an assistant, Adams helped guide the Bulls to three consecutive playoff appearances (2004-07) ... Adams has also held assistant coaching stints with the Milwaukee Bucks (1998-03), San Antonio Spurs (1992-94) and the Philadelphia 76ers (1994-96) ... he has served as a player personnel scout for the Portland Trail Blazers (1996-98) ... prior to his work in the NBA, Adams coached at the collegiate level as an assistant coach at his alma mater, Fresno Pacific University in 1969 and was promoted to head coach in 1972 ... he also served assistant coaching stints at U.S. International, University of Cal-Santa Barbara, Fresno State University and University of Nevada-Las Vegas ... he was head coach at Fresno State during a second tour of duty from 1986-90 ... he has coached professional basketball in Belgium, consulted and coached with the Canadian National basketball program and two Japanese professional basketball clubs, as well as the Belgian Basketball Federation ... he graduated with a degree in History and Political Science from Fresno Pacific University in 1969 and received a master's degree in Physical Education from Fresno State in 1974 ... Ron and his wife Leah, have two children, Jerid and Hayley.



## **ANDY GREER** ASSISTANT COACH

Greer is in his third season as assistant coach for the Chicago Bulls ... prior to joining the Bulls, Greer was a scout for the Portland Trail Blazers primarily responsible for evaluating talent for trades and free agency ... he has held three different assistant coaching positions in the NBA, most recently with the Memphis Grizzlies (2007-09), as a member of Marc Iavaroni's staff ... prior to his time with the Grizzlies, Greer spent four seasons with the Houston Rockets (2003-07) under Jeff Van Gundy and two seasons with the New York Knicks (2001-03) under head coach Don Chaney ... in addition to his NBA experience, Greer has coached at the collegiate level for nearly two decades ... he spent four years as head coach at the United States Merchant Marine Academy ... Greer also spent four years at Northern Illinois University, where he logged three-and-a-half seasons as an assistant coach and a half-season as the team's interim head coach ... Greer received his first coaching job as an assistant coach at Genesee Community College in 1983 ... he has also coached collegiately at Mansfield University, Brandeis University, Boston University and the University of Southern California ... Greer holds a bachelor of science degree in Physical Education from SUNY-Brockport and a master's degree in Education from Mansfield University ... his younger brother, Larry, is an assistant basketball coach with Arizona State University ... Greer and his wife Lesley, have a son Zachary, and two daughters, Haley and Blake.



## **ADRIAN GRIFFIN** ASSISTANT COACH

Griffin begins his third season as assistant coach for the Chicago Bulls ... prior to joining the Bulls coaching staff, he spent two seasons as an assistant coach/player development with the Milwaukee Bucks ... Griffin enjoyed a nine-year NBA career that included stops in Boston (1999-01), Dallas (2001-03, 2005-06), Houston (2003-04), Chicago (2004-05, 2006-08) and Seattle (2007-08) ... undrafted out of Seton Hall, Griffin played one season in Italy and three seasons in the CBA and was named league MVP, and Finals MVP, while playing with CBA champion Connecticut Pride in 1998-99 ... the Wichita, Kan., native advanced to the postseason in five of his nine seasons in the NBA ... Griffin and his wife Audrey, have two daughters, Vanessa and Aubrey, and two sons, Alan and Adrian, Jr.



## **ED PINCKNEY** ASSISTANT COACH

Pinckney is in his third season as an assistant coach on Tom Thibodeau's staff ... was head coach of the Egyptian National Team and an assistant coach on the Ukrainian National Team staff under Mike Fratello (2011) ... prior to joining the Bulls coaching staff, he was the television analyst for the Philadelphia 76ers ... Pinckney spent two seasons as an assistant coach for the Minnesota Timberwolves (2007-2009) ... he spent four seasons as an assistant coach at his alma mater, Villanova University (2003-2007) ... he also served as a member of the Miami Heat radio and television and broadcasting team after his retirement from basketball in 1997 ... a first-round draft choice of the Phoenix Suns in 1985, Pinckney spent 12 seasons in the NBA with Phoenix, Sacramento, Boston, Milwaukee, Toronto, Philadelphia and Miami ... as a collegian, he was one of the greatest players in Villanova history, helping lead the Wildcats to the 1985 NCAA National Championship over Georgetown and was named Most Outstanding Player of the Final Four ... Ed and his wife Rose, have three sons, Shae, Spencer, and Austin and a daughter, Andrea.



## **MIKE WILHELM** ASSISTANT COACH

Mike is currently in his eleventh season with the Chicago Bulls as an assistant coach and his 19th year overall in the NBA ... prior to joining the Bulls, Wilhelm spent the 2001-02 season as a regional advance scout for the Denver Nuggets ... first entered the NBA with the Cleveland Cavaliers on Mike Fratello's staff during the 1993-94 season, where he served as the team's assistant video coordinator ... Wilhelm became the head video coordinator in 1996, a position he held until 1999 when he became the team's advance scout on Randy Wittman's staff ... during that time, he also served as assistant coach for the WNBA's Cleveland Rockers from 1997 through the 1999 season, winning the Eastern Conference Championship with the Rockers in 1998 ... his coaching career began in Sweden's professional league, where he directed the Sundsvall Dragons for two seasons from 1990-92 ... worked the NBA's Basketball Without Borders in China in 2006 ... played basketball at Southampton College in Long Island from 1986 through 1990 ... was captain of the team in both his junior and senior seasons ... graduated with a degree in history ... received a master's degree in Sports Administration from Ohio University in 1993 ... Wilhelm, a native Clevelander, played his high school basketball at St. Ignatius in Cleveland ... did a post grad year at Worcester Academy where he played basketball and ran track ... Wilhelm, 46 and his wife Annika have two children, Max and Isabella.



## **RANDY BROWN** SPECIAL ASSISTANT TO THE GENERAL MANAGER

Former Bull Randy Brown is in his third season as Special Assistant to the General Manager ... Brown served as Director of Player Development for the Bulls during the 2009-10 season ... prior to his return to Chicago, Brown spent the previous two seasons as an assistant coach for the Sacramento Kings ... a 12-year veteran of the NBA, Brown played for the Sacramento Kings (1991-1995), Chicago Bulls (1995-2000), Boston Celtics (2000-02), and Phoenix Suns (2002-03) ... during his five seasons as a member of the Bulls, the Chicago native was a member of three NBA Championship teams (1996, 1997, 1998), including the 1996 squad that won an NBA-record 72 games during the regular season ... originally drafted by the Kings in the second round (31st overall) of the 1991 NBA Draft ... Brown, 44, and his wife Tamara, have three children, Justin, Janel and Diamond.



## **BRIAN HAGEN** ASSISTANT GENERAL MANAGER

Hagen begins his first season with the Chicago Bulls as Assistant General Manager ... spent the previous nine seasons in basketball operations with the New Orleans Hornets, most recently as the Director of Player Personnel ... he was responsible for coordinating the team's amateur and professional scouting operations and assisted in the evaluation of free agents and prospective trade acquisitions ... while with the Hornets, he also spent time as the team's video coordinator, Director of Basketball Operations, Director of Scouting and Assistant to the General Manager ... prior to joining the Hornets, he was an Assistant Coach at Texas A&M-Corpus Christi (2002-03)... a native of Joice, Iowa, he graduated from Iowa State in 2000, with a degree in Management Information Systems.



## DAVE BOLLWINKEL SCOUT

Bollwinkel begins his eighth season with the Bulls as a Scout ... has nearly 30 years of coaching experience, mostly on the collegiate level ... prior to coming to Chicago, was an Advance Scout with the Philadelphia 76ers during the 2004-05 campaign and with the Boston Celtics from 2001-03 ... held assistant coaching jobs at the University of California (1976-77), Cal Poly-Pomona (1977-78), Oregon (1978-80), Colorado State (1980-82), San Jose State (1982-87), Dayton (1992-94) and Saint Mary's College in California (1996-97) ... also served as head coach at Cal Poly-Pomona (1987-92) and Saint Mary's College (1997-2001) and was named Coach of the Year at both schools ... was associate head coach at the University of Wisconsin during the 1994-95 season ... a 1972 honors graduate of the

University of California-Berkeley with a degree in Political Science and he received his master's in Athletic Administration from St. Mary's College in 1983 ... wife's name is Alix Mitgang ... Dave has two children, Stephanie and Aaron.



## IVICA DUKAN DIRECTOR OF INTERNATIONAL SCOUTING

In his 22nd season with the Bulls ... Ivica Dukan began his role as Director of International Scouting for the Bulls on Aug. 20, 1992 ... he divides his scouting time between Europe, the NBA and U.S. colleges ... worked as a scout for the Bulls during the 1991-92 season on a part-time basis ... Dukan, 54, had an outstanding 14-year professional career overseas, as he played in England, Switzerland, France and Yugoslavia ... was known throughout Europe as a defensive specialist and a strong three-point shooter ... a Croatia native, he served as captain of the team in Split ... played for the Yugoslavia National Team ... Ivica and his wife, Gordana, reside in Deerfield, Ill., with their son, Dujce.



## JAY HILLOCK DIRECTOR OF PRO PERSONNEL

In his ninth season with the Bulls organization ... named to his current position on May 3, 2004 ... prior to joining the Bulls, spent two-plus seasons with the New York Knicks as Director of Player Personnel scouting the NBA and other professional leagues ... before joining New York, Hillock spent five years with the Vancouver Grizzlies as Director of Scouting ... has also served as an advance scout, spending three seasons with the Washington Bullets and one with the Utah Jazz ... began his coaching career as an assistant at Santa Barbara City College and was head coach at his alma mater Gonzaga University from 1981-85 ... during his four seasons at Gonzaga, he guided the Bulldogs to a 60-50 record ... in addition, while at Gonzaga he coached future hall of fame player, John Stockton ...

in 1990, he was named head coach at Loyola Marymount University posting a 31-28 record ... Hillock is a native of Indianapolis and was raised in Santa Barbara ... graduated from Gonzaga in 1971 and received a master's degree from Cal Poly in 1975 ... Jay and his wife, Cindy, reside in Ventura, Calif.



## JIM PAXSON DIRECTOR OF BASKETBALL OPERATIONS

In his seventh season with the Chicago Bulls ... Paxson spent seven seasons with the Cleveland Cavaliers, first as Vice President of Basketball Operations in 1998-99, and then as President and General Manager from 1999-2005 ... prior to working in Cleveland, Paxson was Assistant General Manager for the Portland Trail Blazers from 1995-98 ... he also served as Offensive Skills Coach with the Trail Blazers during the 1993-94 season ... played 11 seasons in the NBA, spending eight-plus seasons with Portland ... Paxson was a two-time NBA All-Star and earned All-NBA Second Team honors in 1984 ... became the first Trail Blazer to score 10,000 points ... traded to the Boston Celtics in 1988, where he played his final two NBA seasons before retiring in 1990.





**FRED TEDESCHI HEAD ATHLETIC TRAINER**

In his 15th season as the Bulls' head athletic trainer ... Fred Tedeschi was hired on Aug. 6, 1998 ... voted the NBATA Joe O'Toole Athletic Trainer of the Year in 2007 ... served as president of the National Basketball Athletic Trainers Association (NBATA) from 2005-07 ... certified as a Performance Enhancement Specialist (PES) and a Corrective Exercise Specialist (CES) by the National Academy of Sports Medicine (NASM) ... served as athletic trainer for NBA's Basketball Without Borders in Paris, France in August 2007 and Johannesburg, South Africa in September 2006 ... was a speaker for NBA/China Basketball Association Coaches Symposium in Beijing, China in July 2004 ... served as Eastern Conference representative to the NBATA executive board (2001-03) ... a member of the

National Athletic Trainers Association since 1983 ... Gatorade Sports Science Institute (GSSSI) BASE member (2000-02) ... member of Athletico Professional Advisory Board since 2001 ... prior to joining the Bulls, he was the head athletic trainer at the University of California-Berkeley for four years ... before working with the Golden Bears, he was the head athletic trainer at Vanderbilt for three years ... began his career as a training assistant with the San Francisco 49ers from 1983-84 ... he was the head athletic trainer for the U.S. Men's and Women's volleyball teams in 1985 ... he rejoined the 49ers in May 1986 as an athletic trainer ... during his seven years with San Francisco, the 49ers won Super Bowl XIX (1985), Super Bowl XXIII (1989) and Super Bowl XXIV (1990) ... he received a B.A. degree in Physical Education and a M.A. in Physical Education from the University of the Pacific ... a member of the golf team at the University of the Pacific (1978-82) ... is a frequent speaker on sports medicine topics and has been an adjunct faculty member for the A.T. Still University College of Health Sciences since 2008 ... Fred and his wife, Toni, have two children, Kelly and Matt, and reside in Deerfield, Ill.



**ERIK HELLAND STRENGTH & CONDITIONING COACH**

In his 26th season with the Bulls ... certified by the National Strength and Conditioning Association and USA weightlifting as a Level I Coach ... in 2011, Erik was named the NBA Strength and Conditioning Coach of the Year by his peers in the NBSCA ... he currently serves as the Vice President of the NBSCA ... he has previously coached at Elk Mound (Wis.) High School and the University of Wisconsin - Eau Claire ... Erik has consulted with numerous college and professional strength and conditioning programs, and has worked extensively with athletes from the NFL and the NHL, as well as professional, collegiate and high school athletes from nearly every sport ... he is a 1987 graduate of the University of Wisconsin - Eau Claire, where he earned his degree in Physical Education with an emphasis on Coaching and Athletic Training ... Erik, and his wife, Michele, have two sons, Gunnar and Trevar.



**KAREN STACK UMLAUF  
 DIRECTOR OF BASKETBALL ADMINISTRATION**

In her 28th season with the Bulls organization ... Karen oversees all business and facility matters at the Berto Center, including team and individual travel arrangements ... she attended Northwestern University and played basketball there from 1980-83 ... upon graduation, Karen played in France for one season ... Karen resides in Northfield with her husband, Mark, and daughters, Kasey and Lindsay.



**BERTO CENTER STAFF**

FRONT OFFICE  
BBALL OPS.  
PLAYERS  
THE NBA  
OPPONENTS  
2011-12 SEASON  
RECORDS  
PLAYOFFS  
HISTORY  
COMMUNITY  
MEDIA



Director of Team Security  
**ERIC BUCK**



Team Locker Room Security  
**JOHN CAPPS**



Manager,  
Basketball Administration  
**WENDY KNOLL**



Equipment Manager  
**JOHN LIGANOWSKI**



Assistant Strength &  
Conditioning Coach  
**NICK PAPERDIECK**



Assistant Athletic Trainer  
**JEFF TANAKA**



Senior Manager,  
Basketball Administration  
**KRISTINE WATSON**



Basketball Operations  
Assistant  
**STEVE WEINMAN**



Video Coordinator  
**DAISUKE YOSHIMOTO**



MEDICAL STAFF



Head Team Physician  
**DR. BRIAN COLE**



Team Physician/  
Head Primary Care Physician  
**DR. KATHY WEBER**



Team Physician  
**DR. BERNARD BACH**



Team Physician  
**DR. CHARLES BUSH-JOSEPH**



Team Physician  
**DR. MARK COHEN**



Team Physician  
**DR. JOHN FERNANDEZ**



Team Physician  
**DR. GEORGE HOLMES**



Team Physician  
**DR. WILLIAM KEHOE**



Team Physician  
**DR. SIMON LEE**



Team Physician  
**DR. GREG NICHOLSON**



Team Physician  
**DR. SCOTT PALMER**



Team Physician  
**DR. ANTHONY ROMEO**



Team Physician  
**DR. NIK VERMA**



Dental Consultant  
**DR. PETE CHEMELLO**



Dental Consultant  
**DR. STEPHEN DOUGLAS**



Dental Consultant  
**DR. MATTHEW GAUTHIER**



Dental Consultant  
**DR. TODD JENSEN**



Dental Consultant  
**DR. MIKE STEICHEN**



Team Ophthalmologist  
**DR. JACK COHEN**



Team Ophthalmologist  
**DR. DAVID ORTH**



## SHERI L. BERTO CENTER

The Chicago Bulls broke ground for the Sheri L. Berto Center on Oct. 21, 1991, and less than a year later the finest facility of its kind was up and running. The building itself is as unique and impressive as the individual whose name it bears.

Sheri L. Berto, who had been Bulls Chairman Jerry Reinsdorf's long-time assistant, was a favorite among everyone in the organization. On Nov. 23, 1991, the entire Bulls organization experienced a great loss when Sheri passed away suddenly from undiagnosed internal bleeding while a patient at Lutheran General Hospital in Park Ridge.

In her position as Mr. Reinsdorf's assistant, Sheri had the opportunity to touch and brighten the lives of countless people from fans to heads of state. Her wonderful sense of humor and ability to bring joy to any situation were immediately missed even more than her considerable professional skills.

During the remainder of the 1991-92 season, the team wore black patches on their jerseys in memory of Sheri. When the new training facility opened in September 1992, it was named The Sheri L. Berto Center and dedicated to her memory. The building continues to serve as a tribute to the countless contributions Sheri made to the Bulls, their fans and the community, as she is still greatly missed by all who had the pleasure of meeting her.

EVERY ROSTER SPOT MATTERS.



THE PLAYERS







# MARCO BELINELLI 8

**POSITION:** GUARD **HT., WT.:** 6-5, 195

**YEARS PRO:** 5 **COUNTRY:** ITALY

**BORN:** 03/25/86 **BOLOGNA, ITALY**

**2011-2012 (NEW ORLEANS):** Averaged career highs of 11.8 ppg, 2.6 rpg and 1.5 apg in 29.8 mpg over 66 games (55 starts) ... led the team in scoring 10 times and in rebounding twice ... one of only three Hornets to play in all 66 games ... led the team with 107 3FGM and with 44 double-digit scoring performances ... connected on at least one three-point field goal in 15 consecutive games (03/26 - 04/19) ... had nine games with 20-plus points and one game with 10 or more rebounds ... led the team with 23 points and tied a career-high with three steals at GS (04/24) ... had 21 points, while shooting 8-of-9 from the free throw line versus SAC (04/11) ... scored 20 points (4-7 3FG) versus LAL (04/09) ... tied his career high with 27 points and set a career-high with seven 3FGM at POR (03/29) ... led the team with 22 points and added a career-high tying six assists at GS (03/28) ... tied for the team lead with 20 points at NJ (03/17) ... led the team with 20 points, while adding seven rebounds and three assists against TOR (02/29) ... scored 19 points, to go along with three rebounds at CLE (02/22) ... recorded 22 points on a then career-high six 3FGM at MIL (02/15) ... scored 20 points to go along with two steals against MIN (01/13) ... recorded 19 points, two rebounds and two assists at DEN (01/09) ... recorded a career-high 10 rebounds, to go along with eight points and two steals against PHO (12/30).

**CAREER:** Has started 148 of his 287 career appearances ... holds career averages of 8.9 ppg, 1.8 rpg and 1.3 apg in 21.5 mpg, while shooting .424 from the floor, .393 from behind the arc and .796 from the line ... has played in six playoff games (all starts) and averaged 9.7 ppg, 0.8 rpg, 0.7 apg, 0.83 spg, 28.7 mpg and has shot .365 from the field, .308 from downtown and 1.000 from the stripe ... prior to coming to the NBA, he played five seasons in Italy (Virtus Bologna: 2002-04 and Fortitudo Bologna: 2004-07).

**2010-11 (NEW ORLEANS):** Averaged career highs of 10.4 ppg, 1.9 rpg, 1.1 apg and 24.5 mpg in 80 games (69 starts) ... shot .437 from the field and a career-best .414 from beyond the arc ... led the team in scoring once and tied for the team lead three times ... surpassed the 20-point mark four times ... tied for the team lead with 80 games played, missing only two contests when he was inactive with a sprained right ankle ... scored 16 first-quarter points (tied for the most by a Hornet in a quarter that season) and finished with 18 points at MEM (04/10) ... tallied 14 points, four assists, two rebounds and two steals at UTH (03/24) ... scored 23 points (5-8 3FG) versus BOS (03/19) ... recorded 21 points and five rebounds versus DAL (03/09) ... scored 17 points and had a season-high nine rebounds in 44 minutes at CHI (03/07) ... scored 22 points (8-12 FG) versus DET (12/08) ... notched 20 points and five assists versus CLE (11/19) ... had

18 points, six rebounds and two assists versus MIL (10/27) ... **2011 PLAYOFFS:** Played in six games against LAL and averaged 9.7 ppg, 0.8 rpg and 0.7 apg in 28.8 mpg; for the series, he shot .365 from the field, .308 from downtown and 1.000 from the line ... scored 21 points (3-5 3FGM) in 39:05 at LAL (04/26).

**2009-10 (TORONTO):** Averaged 7.1 ppg, 1.4 rpg and 1.3 apg in 66 games ... shot a career-high .835 (101-121 FT) from the charity stripe ... scored in double figures on 21 occasions ... led the bench in scoring 22 times ... missed six games due to injury and subsequently was placed on the Inactive List for six games; he also drew 10 DNP-CDs ... scored a season-high 21 points at IND (02/02) in his lone start of the season ... set career highs with eight free throws made and 10 free throw attempts versus IND (11/24).

**2008-09 (GOLDEN STATE):** Appeared in 42 games (23 starts), and averaged 8.9 ppg and 2.1 apg in 21.0 mpg ... in 23 starts, he averaged 11.3 ppg and 2.9 apg ... in 21 games, when he played at least 20 minutes, he averaged 13.4 ppg, 2.7 rpg and 3.2 apg ... converted 46-of-113 (40.7) 3FG in the final 28 games of the year ... scored 10-plus points 18 times and 20-plus points four times ... missed 23 games with a sprained right ankle (03/20 - 04/01 and 01/14 - 02/12) ... grabbed a then career-high seven rebounds at MIL (03/07) ... matched his career high with six assists at MIN (01/02) ... scored 23 points (5-8 3FG) versus TOR (05/29) ... recorded 22 points in a career-high 46 minutes versus BOS (12/26) ... netted a career-high 27 points and a career-high 11 FGM at ATL (12/19) ... scored 20-plus points in back-to-back games for the first time in his career with 27 versus ATL (12/19) and 21 at IND (12/17).

**2007-08 (GOLDEN STATE):** Appeared in 33 games, and averaged 2.9 ppg in 7.3 mpg ... scored in double-figures two times ... averaged 7.6 ppg when logging 10-plus minutes ... was on the Inactive List for 22 games and drew a DNP-CD 27 times ... netted a season-high 17 points versus SEA (04/16) ... shot .532 from the floor (25-for-47 FG) from 01/01 until the end of the regular season.

**2006-07 (FORTITUDO BOLOGNA):** Appeared in 33 games in Serie A play and averaged a career-high 16.4 ppg, 1.7 rpg, 1.3 apg and 2.20 spg, while shooting .544 from the field, .338 from three-point range and .760 from the line ... in 13 Euroleague contests, he tallied 12.9 ppg, 1.9 rpg and 1.3 apg.

**2005-06 (FORTITUDO BOLOGNA):** Saw action in 47 Serie A contests and averaged 13.2 ppg, 1.3 rpg, 1.7 apg and 1.40 spg in 27.9 mpg ... in 19 Euroleague contests, he averaged a personal Euroleague-best 13.2 ppg, 1.6 rpg, 1.0 apg and 1.42 spg in 27.7 mpg ... shot .530 from the field and a career-best .439 from long range.





**2004-05 (FORTITUDO BOLOGNA):** Helped lead Fortitudo Bologna to an Italian League title and the Italian Cup, as he played in 45 Serie A games and posted 6.5 ppg ... appeared in 20 Euroleague contests, as he averaged 4.2 ppg, while shooting .606 from the field.

**2003-04 (VIRTUS BOLOGNA):** Appeared in 34 Serie A games and posted 4.5 ppg, with a career-high .646 accuracy from the field ... saw action in 16 Euroleague contests and averaged 3.0 ppg.

**2002-03 (VIRTUS BOLOGNA):** In first professional season, he appeared in 16 Serie A games and recorded 2.6 ppg ... also averaged 5.6 ppg in eight Euroleague outings.

**CAREER TRANSACTIONS:** Selected in the first round (18th overall) by Golden State in the 2007 NBA Draft (06/28/07) ... traded to Toronto for forward Devean George and cash considerations (07/30/09) ... acquired by New Orleans from Toronto in exchange for Julian Wright (08/11/10) ... signed as a free agent by the Bulls (07/24/12).

**PERSONAL:** Name is pronounced Mark-o bell-ee-nell-ee ... was given the nickname "Beli" by his childhood friends ... attended the 2007 NBA Draft in New York, marking his first trip to the United States ... obtained a driver's license for the first time in his life in the summer of 2008 ... did not drive in Italy or during his rookie season in the NBA ... he says that if he was not playing professional basketball he would work in the fashion industry ... while with the Hornets, he spoke at Bart's Bees assembly in January of 2012, encouraging students to work hard in school ... in an extended meet and greet, he spent time with a Hornets fan who had recently lost a family member to cancer after a game in April of 2012 ... he visited with patients and employees at Ochsner Medical Center in April of 2012 ... met with Hornets fans at the conclusion of the 2011-12 season as part of a fan appreciation event ... handed out Thanksgiving baskets to Recovery School district children and their families at Rouses Supermarket during the 2010 holiday season ... has a personal website, <http://marcobelinelli.it/>.

**CAREER REGULAR SEASON STATISTICS:**

YEAR	TEAM	G	MIN	FG	FGA	PCT	3FG	3FGA	PCT	FT	FTA	PCT	OFF	DEF	TOT	A	PF	DO	STL	TO	BLK	PTS	RPG	APG	PPG
07-08	GS	33	241	36	93	.387	16	41	.390	7	9	.778	3	11	14	15	15	0	5	12	0	95	0.4	0.5	2.9
08-09	GS	42	882	140	317	.442	52	131	.397	40	52	.769	10	61	71	88	73	0	36	59	1	372	1.7	2.1	8.9
09-10	TOR	66	1121	154	379	.406	60	158	.380	101	121	.835	14	81	95	89	80	1	42	60	5	469	1.4	1.3	7.1
10-11	NO	80	1957	302	691	.437	134	324	.414	98	125	.784	17	134	151	92	146	0	38	77	6	836	1.9	1.2	10.5
11-12	NO	66	1966	286	686	.417	107	284	.377	101	129	.783	19	153	172	101	115	1	48	69	5	780	2.6	1.5	11.8
<b>TOTALS</b>		<b>287</b>	<b>6167</b>	<b>918</b>	<b>2166</b>	<b>.424</b>	<b>369</b>	<b>938</b>	<b>.393</b>	<b>347</b>	<b>436</b>	<b>.796</b>	<b>63</b>	<b>440</b>	<b>503</b>	<b>385</b>	<b>429</b>	<b>2</b>	<b>169</b>	<b>277</b>	<b>17</b>	<b>2552</b>	<b>1.8</b>	<b>1.3</b>	<b>8.9</b>

**CAREER POSTSEASON STATISTICS:**

YEAR	TEAM	G	MIN	FG	FGA	PCT	3FG	3FGA	PCT	FT	FTA	PCT	OFF	DEF	TOT	A	PF	DO	STL	TO	BLK	PTS	RPG	APG	PPG
10-11	NO	6	73	23	63	.365	8	26	.308	4	4	1.000	0	5	5	4	12	0	5	4	0	58	0.8	0.7	9.7
<b>TOTALS</b>		<b>6</b>	<b>73</b>	<b>23</b>	<b>63</b>	<b>.365</b>	<b>8</b>	<b>26</b>	<b>.308</b>	<b>4</b>	<b>4</b>	<b>1.000</b>	<b>0</b>	<b>5</b>	<b>5</b>	<b>4</b>	<b>12</b>	<b>0</b>	<b>5</b>	<b>4</b>	<b>0</b>	<b>58</b>	<b>0.8</b>	<b>0.7</b>	<b>9.7</b>

**SEASON/CAREER/PLAYOFF HIGHS:**

	2011-12	CAREER	PLAYOFFS
<b>PTS</b>	27 at Portland (03/29/12)	27 two times	21 at L.A. Lakers (04/26/11)
<b>MIN</b>	45 at Portland (03/29/12)	45 at Portland (03/29/12)	39 at L.A. Lakers (04/26/11)
<b>FG</b>	9 three times	11 at Atlanta (12/19/08)	8 at L.A. Lakers (04/26/11)
<b>FGA</b>	18 at Portland (03/29/12)	21 at Atlanta (12/19/08)	14 at L.A. Lakers (04/26/11)
<b>3FG</b>	7 at Portland (03/29/12)	7 at Portland (03/29/12)	3 at L.A. Lakers (04/26/11)
<b>3FGA</b>	11 at Portland (03/29/12)	11 two times	7 vs. L.A. Lakers (04/22/11)
<b>FT</b>	8 vs. Sacramento (04/11/12)	8 two times	2 two times
<b>FTA</b>	9 vs. Sacramento (04/11/12)	10 vs. Indiana (11/24/09)	2 two times
<b>OFF. REB</b>	3 vs. Phoenix (12/30/11)	3 two times	N/A
<b>DEF. REB</b>	7 two times	9 at Chicago (03/07/11)	2 at L.A. Lakers (04/20/11)
<b>REB</b>	10 vs. Phoenix (12/30/11)	10 vs. Phoenix (12/30/11)	2 at L.A. Lakers (04/20/11)
<b>AST</b>	6 at Golden State (03/28/12)	6 five times	1 four times
<b>STL</b>	3 three times	3 seven times	2 vs. L.A. Lakers 04/28/11
<b>BLK</b>	1 five times	1 17 times	N/A

FRONT OFFICE BALL OPS. PLAYERS THE NBA OPPONENTS 2011-12 SEASON RECORDS PLAYOFFS HISTORY COMMUNITY MEDIA CONTENTS



## CARLOS BOOZER 5

**POSITION:** FORWARD **HT., WT.:** 6-9, 266

**YEARS PRO:** 10 **COLLEGE:** DUKE

**BORN:** 11/20/81 **ASCHAFFENBURG, GERMANY**

**2011-2012 (CHICAGO):** Was the only Bull to start every game; it was also the first time in his 10-year career that he appeared in every game ... posted averages of 15.0 ppg, 8.5 rpg (21st in the NBA), 1.9 apg and 0.95 spg in 29.5 mpg and shot .532 from the field (ninth in the NBA) and .770 from the line ... led the team in scoring 17 times, in rebounds 24 times and in assists two times ... scored in double figures 55 times, including 16 games with 20 or more points and one game with 31 points (versus PHO, 01/17) ... grabbed 10 or more rebounds 19 times and posted 18 double-doubles on the year ... recorded 20 points, 13 boards and two blocks versus MIL (01/27) ... posted 23 points and nine boards versus CHA (01/21) ... had 19 points, 14 boards, four assists, two blocks and two steals at CLE (01/20) ... scored a season-high 31 points to go along with his six rebounds versus PHO (01/17) ... posted a double-double with 17 points and 13 boards versus TOR (01/14) ... tallied 23 points and eight boards versus DET (01/09) ... went for 20 points and 13 boards at ORL (01/06) ... recorded his second double-double of the season with 17 points and 11 rebounds versus MEM (01/01) ... posted his first double-double of the season with 16 points and 15 boards at SAC (12/29) ... **2012 PLAYOFFS:** Started all six games and averaged 13.5 ppg, 9.8 rpg, 3.0 apg, 0.83 spg and shot .422 from the floor and .714 from the line in 33.3 mpg ... scored 18 points and grabbed 10 boards at PHI (05/04) ... posted 23 points, 11 boards, four assists and two steals at PHI (05/06) ... tallied 19 points, 13 rebounds and six assists versus PHI (05/08).

**CAREER:** Has played in 635 career games (594 starts) in 10 NBA seasons with Cleveland, Utah and Chicago, and has averaged 17.0 ppg, 9.9 rpg, 2.4 apg and 0.95 spg, while shooting .537 from the field and .724 from the line in 32.3 mpg ... he has appeared in 65 playoff games (all starts), and posted 17.8 ppg, 11.6 rpg and 2.6 apg in 36.2 mpg, and shot .483 from the field and .726 from the line ... he was the only player in the NBA to average a double-double in both 2006-07 and 2007-08 ... he left Utah ranked third on the franchise's list for double-doubles with 212 ... tied for ninth in MVP balloting in 2007 ... he was a member of the 2004 U.S. Olympic bronze medal team ... he was also selected to the USA Men's Senior National Team in 2007 ... he also was a member of the 2008 USA Senior National Team that won a gold medal at the 2008 Olympic Games in Beijing, China ... was selected to the Western Conference All-Star team in 2007 (DNP because of injury) and 2008 ... was selected All-NBA Third Team in 2008.

**2010-11 (CHICAGO):** In his first season with Chicago, he appeared in 59 games (59 starts) and averaged 17.5 ppg, 9.6 rpg, 2.5 apg, 0.76 spg,

31.9 mpg, and shot .510 from the field and .701 from the line ... led the Bulls in scoring 14 times, in rebounding a team-high 31 times and in assists six times ... scored 10 or more points 55 times, including 22 games with 20 or more points and four games with 30 or more points ... grabbed 10-plus rebounds on 30 occasions, en route to a team-high 30 double-doubles ... made his Bulls debut versus ORL (12/01) after missing the first 15 games of the season (broken right hand); also missed eight games with a sprained left ankle (01/17-01/20, 03/11-03/18) ... he spent 20 games on Chicago's Inactive List as a result of his injuries ... **2011 PLAYOFFS:** Posted 12.6 ppg, 9.7 rpg, 1.8 apg and 31.7 mpg in 16 games ... recorded five double-doubles, including three games with 20 or more points and 10-plus boards.

**2009-10 (UTAH):** Appeared in 78 games (all starts), and averaged 19.5 ppg, a team-high 11.2 rpg, a career-best 3.2 apg and 34.2 mpg ... posted 55 double-doubles (third in NBA) ... ranked fifth in the NBA with 11.2 rpg and second with 8.9 defensive boards a game ... finished sixth in the NBA in FG% at .562 (617-1098 FG) ... one of only four players in the league who averaged at least 10.0 ppg, 10.0 rpg and 3.2 apg ... recorded 29 games with at least 20 or more points and 10 or more rebound games ... led the Jazz in rebounding 57 times and in scoring 35 times ... he was selected as the Western Conference Player of the Month for games played in February ... grabbed a career-high 23 rebounds at POR (02/21) ... scored a season-high 35 points against IND (12/04) ... **2010 PLAYOFFS:** Played in 10 postseason games, as he helped lead Utah to the Western Conference Semifinals ... he posted averages of 19.7 ppg, 13.2 rpg and 3.0 apg in 40.2 mpg, and shot .530 from the field and .543 from the line ... posted eight double-doubles, and five games with 20 or more points, including a 31-point game versus DEN (04/25) ... notched 22 points and 20 rebounds versus DEN (04/30) in Utah's series-clinching win.

**2008-09 (UTAH):** Played in 37 games (all starts), averaging 16.2 ppg, 10.4 rpg and 2.1 apg in 32.3 mpg ... had 20 double-doubles and 15 games with 20 or more points ... led the Jazz in rebounding 22 times and in scoring 12 times ... he scored 25 points and grabbed 14 rebounds in 36 minutes versus DEN (10/29) ... he missed 44 games following arthroscopic left knee surgery (11/21-02/21) ... recorded his first double-double after his injury versus HOU (03/04) with 20 points and 17 rebounds ... he missed one game with a right ankle sprain (03/08) ... **2009 PLAYOFFS:** Averaged 20.6 ppg, 13.2 rpg, 2.2 apg and 1.60 spg in five games against LAL ... had 23 points and 22 rebounds in Utah's lone win, tying the franchise record for rebounds in a playoff game ... his 16 first-half



rebounds set a Jazz franchise record ... marked the fifth 20-20 (points-rebounds) game in Jazz playoff history, and the second of his career.

**2007-08 (UTAH):** Was named an NBA All-Star for the second straight year, where he posted 14 points (7-15 FG) and 10 rebounds in 19 minutes at the mid-season classic in New Orleans ... he appeared in 81 games (all starts), and averaged 21.1 ppg, 10.4 rpg and 2.9 apg in 34.5 mpg ... he led the team in scoring and rebounds, and was third in assists ... he led (or tied) the team in high-scoring honors 41 times ... scored in double figures 75 times, including 20-plus points on 46 occasions ... he registered 51 double-doubles, sixth most in the NBA ... one of only three players to rank in the top 15 in scoring, rebounding and field goal percentage (along with Dwight Howard, Amaré Stoudemire) ... was one of only four players in the league to average 20-plus points and 10-plus rebounds (along with Dwight Howard, Al Jefferson, Antawn Jamison), and he was the only one to do it each of the last two years ... ranked eighth in the NBA in rebounding (10.4 rpg) and 18th in scoring (21.1 ppg) ... named NBA Western Conference Player of the Month in November ... **2008 PLAYOFFS:** Averaged 16.0 ppg and 12.3 rpg in 12 playoff games ... posted 16.0 ppg and 12.8 rpg in the Western Conference Semifinals against LAL ... posted 27 points and 20 rebounds in Game 3 win versus LAL (05/09) ... averaged 16.0 ppg and 11.7 rpg in six-game first-round series win over HOU.

**2006-07 (UTAH):** Was named to the 2007 NBA All-Star Team (DNP-injured) ... he finished tied for ninth in MVP balloting ... he appeared in 74 games (all starts), and averaged 20.9 ppg, 11.7 rpg and 3.0 apg in 34.6 mpg (all career highs) ... led the Jazz in scoring and in rebounding ... he registered 53 double-doubles (Jazz were 36-17), third most in the NBA ... he was one of five players in the NBA to average 20-plus points and 10-plus rebounds ... he tied for fourth in the NBA in rebounding (11.7 rpg), ranked sixth in field goal percentage (.561) and 16th in scoring (20.9 ppg) ... he was one of only three NBA players to rank in the top 20 in scoring, rebounding and field goal percentage (along with Elton Brand, Amaré Stoudemire) ... his rebounding average (11.7 rpg) was the fifth-highest in Jazz history ... he shot .561 (647-1153 FG) from the floor, the sixth-best percentage in franchise history ... he led (or tied) the Jazz in scoring 36 times, rebounding 57 times and assists twice ... he scored 30-plus points 10 times and grabbed 15-plus rebounds 18 times ... on two occasions, he was named NBA Western Conference Player of the Week ... he missed eight games with a fractured left fibula head (01/29-02/20) ... **2007 PLAYOFFS:** Helped lead the Jazz to the Western Conference Finals, as he led the team in scoring and rebounding ... started all 17 games, and averaged 23.5 ppg and 12.2 rpg in 38.5 mpg, and shot .536 from the field ... posted double-doubles in 13 of 17 playoff games ... in the Western Conference Finals versus SAN, he averaged 21.4 ppg and 12.0 rpg in the five-game series ... averaged 24.2 ppg, 14.0 rpg and 3.0 apg, en route to five double-doubles versus GS in the Western Conference Semifinals ... grabbed 20 rebounds (10 off.) in Game 1 versus GS (05/07) ... averaged 24.6 ppg, 11.0 rpg and 3.4 apg in seven-game first round series against HOU ... scored a play-off career-high 41 points (17-30 FG), along with 12 rebounds and six assists in Game 2 (04/23) ...

**2005-06 (UTAH):** He played in the final 33 games after missing the first 49 with a strained left hamstring (11/02-02/06) ... he finished the season as the Jazz's second-leading scorer and rebounder with averages of 16.3 ppg and 8.6 rpg ... led the team with a .549 shooting percentage, which would have ranked third in the NBA had he qualified ... he scored in double figures in 25 of 33 games, reaching 20-plus points 13 times and scored a season-high 30 points three times ... he led or tied for the team lead in scoring 12 times, in rebounds 13 times, and assists seven times ... grabbed 10-plus rebounds 8 times and registered 11 double-doubles ... posted a season-high seven assists at DEN (03/29) ... made his first start of the season at ORL (03/15) and scored a season-high 30 points (13-23 FG) and grabbed 10 rebounds in a career-high tying 47 minutes ... scored his 3,000th career point versus DAL (03/11) ... pulled down his 2,000th career rebound against ORL (03/06) ... grabbed a Jazz season-high 19 rebounds at GS (02/27).

**2004-05 (UTAH):** Played in Utah's first 51 games (all starts), but missed the final 31 games due to a strained right foot ... led the Jazz in scoring, averaging a career-high 17.8 ppg, while shooting .521 percent from the field (10th in the NBA) ... scored in double figures in 41 of his 51 games, including 20 games with 20-plus points and three games with 30-plus points ... registered a season-high 36 points at SEA (12/01) in a career-high 47 minutes ... posted 30 points (13-19 FG) and grabbed 17 rebounds at DEN (11/06) ... grabbed a team-high 9.0 rpg, including a season-high 18 rebounds versus PHO (11/30) ... recorded 23 games of double-figure rebounds and had 22 point-rebound double-doubles on the year ... dished out a season-high seven assists at SAC (01/13).

**2003-04 (CLEVELAND):** Played in a total of 75 games (all starts), and averaged 15.5 ppg and a career-high 11.4 rpg in 34.6 mpg ... missed six games with a sprained ankle and one for personal reasons ... notched a team-leading 41 double-doubles ... he was named NBA Eastern Conference Player of the Week (01/19-01/25) ... ranked fifth in the league in rebounds per game, sixth in field goal percentage and eighth in double-doubles ... had the fifth 30-point-20-rebound game in Cleveland franchise history with 32 points and 20 rebounds versus SEA (01/20) ... grabbed a career-high 21 rebounds at LAC (12/03) ... ranked fourth in the NBA with 14 games of 15 points and 15 rebounds ... was selected to participate in the Rookie Challenge during All-Star Weekend ... he scored in double figures in 63 of his 75 games, including 19 games of 20-plus points.

**2002-03 (CLEVELAND):** Selected to NBA All-Rookie Second Team ... played in 81 games (54 starts), and posted 10.0 ppg and 7.5 rpg in 25.3 mpg and shot .536 ... as a starter, he averaged 11.8 ppg, with 8.9 rpg in 29.4 mpg ... played for the Rookie team in the Rookie Challenge during All-Star Weekend and tallied 11 points, three rebounds, two assists and three steals in 25 minutes ... ranked third in the NBA in field-goal percentage and 25th in rebounding ... among rookies, he ranked first in field-goal percentage, third in rebounding, fifth in blocks, eighth in free-throw percentage, eighth in scoring, ninth in minutes played and 15th in assists ... scored in double figures in 43 games, including four games with 20-plus points ... posted double-figures in rebounds 26 times and posted 15-plus rebounds four times ... grabbed a season-high 16 rebounds versus BOS (03/29).



**CAREER TRANSACTIONS:** Selected by the Cleveland Cavaliers in the second round (35th pick overall) of the 2002 NBA Draft ... signed an offer sheet with the Utah Jazz as a restricted free agent (07/14/04) ... signed by the Jazz to a six-year contract (07/30/04) ... signed as a free agent by the Chicago Bulls (07/08/10).

**COLLEGE CAREER:** Played in 101 games in three seasons, and averaged 14.9 ppg, 7.2 rpg and 1.1 apg in 25.9 mpg ... left Duke as the school's all-time leader in field-goal percentage at .631 (554-878 FG), which ranked third in Atlantic Coast Conference (ACC) history ... as a junior in 2001-02, he was named Third-Team All-American by the Associated Press and First-Team All-ACC ... he was an NABC All-America selection ... shot .665 percent (230-346 FG), which was second in the nation, first in the ACC and second all-time in school history for a single season ... in 35 games his junior year, averaged 18.2 ppg (fourth in ACC) and 8.7 rpg (third in the ACC), shot .665 (230-346 FG) from the field and 75.4 percent from the free throw line (ninth in ACC) ... posted 14 double-doubles ... scored a career-high 33 points (12-13 FG, 9-10 FT) and added 10 rebounds at Virginia (02/28/02) ... as a sophomore, he helped Duke to the 2001 NCAA Championship, when he averaged 13.3 ppg and 6.5 rpg in 32 games ... Duke championship teammates included current NBA players

Shane Battier, Chris Duhon and Mike Dunleavy ... averaged 13.0 ppg, 6.3 rpg and 1.1 apg in 34 games as a freshman in 1999-00.

**PERSONAL:** His full name is Carlos Austin Boozer, Jr. ... is the son of Charles and Renee Boozer ... he has an older sister Natasha, and three younger siblings, Charles, Nakeisha and Natanya ... he has three sons: Carmani, and twins Cayden and Cameron ... on two occasions, he was selected as a Parade Magazine All-American in high school and was a USA Today First-Team All-America selection after his senior season at Juneau, Alaska's Douglas High School ... he was named Alaska's Player of the Year three times ... Douglas was 95-12 during his four years, including 24-3 as a senior ... won state titles as a sophomore and junior ... he looked up to fellow Alaskan and ex-Duke and NBA player Trajan Langdon growing up ... he was a Sociology major at Duke ... hosted a free basketball clinic for more than 250 Chicagoland kids from Chicago Public Schools, Boys & Girls Club and YMCA Community Centers at the Bulls/Sox Academy ... recorded a PSA for One Heart-Activation Campaign ... hosted a holiday party with the USO and the Chicago Housing Authority at the Berto Center ... while in Utah, he purchased 50 tickets to every Jazz home game that were distributed to organized youth charities as part of "Boozer's Buddies" program.

## CAREER REGULAR SEASON STATISTICS:

YEAR	TEAM	G	MIN	FG	FGA	PCT	3FG	3FGA	PCT	FT	FTA	PCT	OFF	DEF	TOT	A	PF	DO	STL	TO	BLK	PTS	RPG	APG	PPG
02-03	CLE	81	2047	331	618	.536	0	1	.000	148	192	.771	202	407	609	106	224	2	59	103	50	810	7.5	1.3	10.0
03-04	CLE	75	2595	471	900	.523	1	6	.167	219	285	.768	230	627	857	148	199	0	74	134	55	1162	11.4	2.0	15.5
04-05	UTH	51	1773	361	693	.521	0	1	.000	187	268	.698	411	316	457	144	179	3	41	137	24	909	9.0	2.8	17.8
05-06	UTH	33	1025	219	399	.549	0	0	.000	99	137	.723	73	212	285	88	105	2	30	69	8	537	8.6	2.7	16.3
06-07	UTH	74	2556	647	1154	.561	0	0	.000	255	372	.685	235	632	867	221	217	1	70	194	21	1549	11.7	3.0	20.9
07-08	UTH	81	2826	709	1297	.547	0	1	.000	290	393	.738	197	647	844	233	293	6	100	210	41	1708	10.4	2.9	21.1
08-09	UTH	37	1196	251	512	.490	0	0	.000	97	139	.698	111	274	385	79	132	1	39	79	7	599	10.4	2.1	16.2
09-10	UTH	78	2672	617	1098	.562	0	0	.000	285	384	.742	181	693	874	247	270	4	84	212	36	1519	11.2	3.2	19.5
10-11	CHI	59	1882	431	845	.510	0	0	.000	171	244	.701	130	435	565	145	186	0	45	149	18	1033	9.6	2.5	17.5
11-12	CHI	66	1948	448	842	.532	0	1	.000	95	137	.693	114	450	564	125	168	1	63	115	24	991	8.5	1.9	15.0
<b>TOTALS</b>		<b>635</b>	<b>20520</b>	<b>4485</b>	<b>8358</b>	<b>.537</b>	<b>1</b>	<b>10</b>	<b>.100</b>	<b>1846</b>	<b>2551</b>	<b>.724</b>	<b>1614</b>	<b>4693</b>	<b>6307</b>	<b>1536</b>	<b>1973</b>	<b>20</b>	<b>605</b>	<b>1402</b>	<b>284</b>	<b>10817</b>	<b>9.9</b>	<b>2.4</b>	<b>17.0</b>

## CAREER POSTSEASON STATISTICS:

YEAR	TEAM	G	MIN	FG	FGA	PCT	3FG	3FGA	PCT	FT	FTA	PCT	OFF	DEF	TOT	A	PF	DO	STL	TO	BLK	PTS	RPG	APG	PPG
06-07	UTH	17	653	162	302	.536	0	0	.000	76	103	.738	54	153	207	50	52	0	17	51	5	400	12.2	2.9	23.5
07-08	UTH	12	440	76	183	.415	0	0	.000	40	56	.714	42	105	147	34	47	2	6	36	2	192	12.3	2.8	16.0
08-09	UTH	5	185	38	72	.528	0	0	.000	27	35	.771	12	54	66	11	18	0	8	15	2	103	13.2	2.2	20.6
09-10	UTH	10	401	89	168	.530	0	0	.000	19	35	.543	33	99	132	30	38	1	4	24	7	197	13.2	3.0	19.7
10-11	CHI	16	507	77	178	.433	0	1	.000	48	60	.800	40	115	155	28	49	0	9	28	7	202	9.7	1.8	12.6
11-12	CHI	6	200	38	90	.422	0	0	.000	5	7	.714	10	49	59	18	20	0	5	23	2	81	9.8	3.0	13.5
<b>TOTALS</b>		<b>66</b>	<b>2386</b>	<b>480</b>	<b>993</b>	<b>.483</b>	<b>0</b>	<b>1</b>	<b>.000</b>	<b>215</b>	<b>296</b>	<b>.726</b>	<b>191</b>	<b>575</b>	<b>766</b>	<b>171</b>	<b>224</b>	<b>3</b>	<b>49</b>	<b>177</b>	<b>25</b>	<b>1175</b>	<b>11.6</b>	<b>2.6</b>	<b>17.8</b>

## SEASON/CAREER/PLAYOFF HIGHS:


	2011-12	CAREER	PLAYOFFS
<b>PTS</b>	31 vs. Phoenix (01/17/12)	41 two times	41 at Houston (04/23/07)
<b>MIN</b>	42 at Detroit (04/15/12)	47 two times	49 at Miami (05/24/11)
<b>FG</b>	14 vs. Phoenix (01/17/12)	18 vs. Memphis (01/24/07)	17 at Houston (04/23/07)
<b>FGA</b>	22 vs. Charlotte (01/21/12)	26 two times	30 at Houston (04/23/07)
<b>3FG</b>	N/A	1 vs. Indiana (12/30/03)	N/A
<b>3FGA</b>	1 at Washington (01/30/12)	2 two times	1 at Indiana (04/23/11)
<b>FT</b>	6 at New Jersey (02/06/12)	16 at Minnesota (02/26/08)	12 vs. Golden State (05/09/07)
<b>FTA</b>	6 five times	18 at Minnesota (02/26/08)	14 vs. Golden State (05/09/07)
<b>OFF. REB</b>	5 four times	8 five times	10 vs. Golden State (05/07/07)
<b>DEF. REB</b>	15 vs. Boston (02/16/12)	17 three times	18 vs. Denver (04/30/10)
<b>REB</b>	16 at New York (04/08/12)	23 at Portland (02/21/10)	22 vs. L.A. Lakers (04/23/09)
<b>AST</b>	7 vs. Houston (04/02/12)	10 at Seattle (02/13/08)	6 two times
<b>STL</b>	4 two times	5 two times	3 four times
<b>BLK</b>	2 five times	4 at Sacramento (10/29/03)	3 at Denver (04/17/10)

FRONT OFFICE BBALL OPS. PLAYERS THE NBA OPPONENTS 2011-12 SEASON RECORDS PLAYOFFS HISTORY PLAYOFFS COMMUNITY MEDIA



# JIMMY BUTLER 21

**POSITION:** GUARD/FOR. **HT., WT.:** 6-7, 220  
**YEARS PRO:** 1 **COLLEGE:** MARQUETTE  
**BORN:** 9/14/89 HOUSTON, TEXAS



**2011-12 (CHICAGO):** Appeared in 42 games on the year and averaged 2.6 ppg and 1.3 rpg in 8.5 mpg and shot .405 from the field and .768 from the line ... tied his season high with 12 points and added four boards and two assists in 28:35 versus CLE (04/26) ... posted eight points and two rebounds versus NY (03/12) ... finished with eight points and five boards in a season-high 27:45 versus UTH (03/10) ... played 20:43 minutes and posted seven points at NY (02/02) ... scored a season-high 12 points (3-3 FG, 6-6 FT) and grabbed three rebounds in 12:00 at ATL (01/07) ... tallied two points and two rebounds in his NBA debut versus MEM (01/01) ... recorded 23 DNP-CD's ... **2012 PLAYOFFS:** Played a total of three minutes in three playoff games.

**CAREER TRANSACTIONS:** Selected in the first round (30th overall) by the Chicago Bulls in the 2011 NBA Draft (06/23/11).

**COLLEGE CAREER:** A three-year letterwinner at Marquette, he played in 106 games (69 starts) for the Golden Eagles and averaged 12.0 ppg, 5.5 rpg, 1.7 apg and 1.08 spg ... for his career, he shot .508 from the field, .383 from behind the arc and .773 from the line ...

was a two-time All-Big East Honorable Mention selection ... he left Marquette as one of 19 players in school history to post at least 1,000 points (1,277) and 500 rebounds (579) ... prior to his arrival at Marquette, he earned NJCAA Honorable Mention All-America honors at Tyler (Texas) Junior College in 2007-08 ... while at Tyler J.C., he averaged 18.1 ppg, 7.7 rpg and 3.1 apg ... he was a first-team all-region selection and he guided the team to its first outright league title in 21 years ... his senior season at Marquette, he became the 42nd player in school history to score 1,000 career points when he made his first basket of the night versus Connecticut (01/25/11) en route to 21 points and eight rebounds ... as a senior, he appeared in 37 games (35 starts) and averaged 15.7 ppg, 6.1 rpg, 2.3 apg, 1.43 spg, 34.6 mpg and shot .490 from the field, .383 from three-point range and .783 from the stripe

**PERSONAL:** Full name is Jimmy Butler III ... majored in Communication Studies ... was a two-year letterwinner at Tomball High School and earned first-team all district his senior season when he averaged 19.9 ppg and 8.7 rpg.

### CAREER REGULAR SEASON STATISTICS:

YEAR	TEAM	G	MIN	FG	FGA	PCT	3FG	3FGA	PCT	FT	FTA	PCT	OFF	DEF	TOT	A	PF	DO	STL	TO	BLK	PTS	RPG	APG	PPG
11-12	CHI	42	359	32	79	.405	2	11	.182	43	56	.768	23	33	56	14	20	0	11	14	5	109	1.3	0.3	2.6
TOTALS		42	359	32	79	.405	2	11	.182	43	56	.768	23	33	56	14	20	0	11	14	5	109	1.3	0.3	2.6


### CAREER POSTSEASON STATISTICS:

YEAR	TEAM	G	MIN	FG	FGA	PCT	3FG	3FGA	PCT	FT	FTA	PCT	OFF	DEF	TOT	A	PF	DO	STL	TO	BLK	PTS	RPG	APG	PPG
11-12	CHI	3	3	0	0	.000	0	0	.000	0	0	.000	0	0	0	0	0	0	0	0	0	0	0.0	0.0	0.0
TOTALS		3	3	0	0	.000	0	0	.000	0	0	.000	0	0	0	0	0	0	0	0	0	0.0	0.0	0.0	

### SEASON/CAREER/PLAYOFF HIGHS:

	2010-11	CAREER	PLAYOFFS
PTS	12 two times	12 two times	N/A
MIN	29 two times	29 two times	3 at Philadelphia (05/04/12)
FG	4 versus Cleveland (04/26/12)	4 versus Cleveland (04/26/12)	N/A
FGA	8 versus Cleveland (04/26/12)	8 versus Cleveland (04/26/12)	N/A
3FG	1 two times	1 two times	N/A
3FGA	2 two times	2 two times	N/A
FT	6 two times	6 two times	N/A
FTA	7 versus Cleveland (04/26/12)	7 versus Cleveland (04/26/12)	N/A
OFF. REB	3 vs. Utah (03/10/12)	3 vs. Utah (03/10/12)	N/A
DEF. REB	3 two times	3 two times	N/A
REB	5 two times	5 two times	N/A
AST	2 four times	2 four times	N/A
STL	2 two times	2 two times	N/A
BLK	2 at Cleveland (01/20/12)	2 at Cleveland (01/20/12)	N/A

FRONT OFFICE BBALL OPS. PLAYERS THE NBA OPPONENTS 2011-12 SEASON RECORDS PLAYOFFS HISTORY COMMUNITY MEDIA CONTENTS



## LUOL DENG 9

**POSITION:** FORWARD **HT., WT.:** 6-9, 220

**YEARS PRO:** 8 **COLLEGE:** DUKE

**BORN:** 04/16/85 **SOUTH SUDAN**

**2011-2012 (CHICAGO):** Played in 54 games (all starts) and averaged 15.3 ppg, 6.5 rpg, 2.9 apg, 1.04 spg and 0.72 bpg in 35.3 mpg and shot .412 from the field, .367 from behind the arc and .770 from the line (first in the NBA) ... led the team in scoring 14 times, in rebounds nine times and in assists three times ... scored in double figures 43 times, including 19 games with 20 or more points ... recorded 10 double-doubles, including two point/assist double-doubles ... tipped in the game-winning basket in overtime versus TOR (03/24) and finished with 23 points, 10 boards and four assists ... scored 23 points, handed out a career-high 11 assists and added seven boards versus SAC (02/14) ... hit the game-winning basket with :03.7 to help Chicago defeat Atlanta 76-74, also recorded 21 points and eight boards versus ATL (01/03) ... missed nine games with a sore left wrist (01/23-02/02, 03/10-03/12) and two games with bruised ribs (04/16, 04/18) ... **2012 PLAYOFFS:** Started all six games and posted averages of 14.0 ppg, 8.3 rpg, 1.5 apg, 1.50 bpg, 0.83 spg, .456 from the field, .364 from downtown and .571 from the line in 38.0 mpg ... scored 24 points and added eight rebounds, two blocks and two steals versus PHI (05/08) ... recorded 19 points, 17 boards, three assists, two steals and two blocks at PHI (05/10).

**CAREER:** Has started 493 of his 539 career appearances ... holds career averages of 16.0 ppg, 6.4 rpg, 2.3 apg and 0.99 spg in 35.5 mpg, while shooting .465 from the floor, including .337 on treys and .770 on free throws ... has posted 75 double-doubles ... named to the 2012 Eastern Conference All-Star Team in a reserve role, where he saw 5:51 of action ... has appeared in 43 playoff games (37 starts), where he has posted averages of 17.0 ppg, 6.9 rpg, 2.0 apg, 1.16 spg and 0.79 bpg in 39.7 mpg, and he has shot .462 from the field and .769 from the line.

**2010-11 (CHICAGO):** Appeared in every regular season game (82 starts) and averaged 17.4 ppg, 5.8 rpg, 2.8 apg, 0.95 spg, 39.1 mpg, .460 shooting, .345 from downtown and .753 from the stripe ... he led the team in scoring 12 times, in rebounds seven times and in assists five times ... recorded 72 games with 10 or more points, including 26 with 20 or more points scored and one game with 40 points scored ... grabbed 10 or more boards in a game nine times and recorded eight double-doubles on the season ... ranked third in the NBA in minutes played and fourth in mpg ... played a career-high 53:39 at PHO (11/24) and finished with 26 points and 10 boards ... scored a career-high 40 points (14-19 FG) and grabbed four rebounds versus POR (11/01) ... **2011 PLAYOFFS:** Started all 16 playoff games and posted averages of 16.9 ppg, 6.6 rpg, 2.7 apg, 1.50 spg, 42.9 mpg, .426 shooting from the field and .839 from the line.

**2009-10 (CHICAGO):** Appeared in 70 games (69 starts) and averaged 17.7 ppg, a career-high 7.4 rpg, 2.0 apg, 0.93 spg, 0.88 bpg and 37.9 mpg ... shot .467 from the field, .395 behind the arc and .761 from the line ... led the team in scoring 24 times, in rebounds 11 times and in assists three times ... scored 10 or more points 63 times, 20 or more points 29 times and 30-plus points once ... he grabbed 10 or more boards on 14 occasions and produced 13 double-doubles ... scored 24 points and grabbed a career-high 24 rebounds, including a career-best seven offensive rebounds versus MIL (11/03) ... missed one game with a swollen left knee (03/01) and 11 games with a left calf strain (03/11-03/30) ... **2010 PLAYOFFS:** Started all five games versus CLE in Chicago's first round series ... averaged 18.8 ppg, 5.0 rpg, 1.4 apg, 1.20 spg, 40.6 mpg and shot .463 from the field and .740 from the line ... scored in double figures in all five contests, including three games with 20 or more points.

**2008-09 (CHICAGO):** Appeared in 49 games (46 starts), and averaged 14.1 ppg, 6.0 rpg, 1.9 apg, 1.22 spg, .448 from the field, .796 from the line and 34.0 mpg ... led the team in scoring nine times, in boards seven times and assists two times ... he posted 13 games with 20 or more points, eight games with 10 or more rebounds and recorded seven double-doubles ... missed three games with a left hamstring strain (11/9-11/23), eight games with a left ankle sprain (12/27-01/10) and the final 22 games of the regular season with a right tibia stress fracture (03/03-04/15) ... **2009 PLAYOFFS:** Missed the postseason due to a right tibia stress fracture.

**2007-08 (CHICAGO):** Saw action in 63 games, including 59 starts ... averaged 17.0 ppg, 6.3 rpg and 2.5 apg in 33.8 mpg ... shot .479 from the field, including a career-best .364 from three-point range and .770 from the free throw line ... posted six point-rebound double-double games ... 25 games of 20-plus points, including two games of 30-plus points ... placed on the Inactive List for 19 games - three games with lower back pain (11/18-11/24) and 16 games due to left Achilles tendonitis (01/05-01/11, 01/19, 01/23-02/14)

**2006-07 (CHICAGO):** Started a career-high 82 games and was one of only two Bulls to appear in every game ... averaged career-bests of 18.8 ppg (25th in NBA), 7.1 rpg (28th in NBA), 2.5 apg and 1.18 spg (32nd in NBA) in 37.5 mpg (21st in NBA) ... also shot career highs from the field (.517 - 21st in NBA) and from the free throw line (.777) ... ranked among NBA leaders with 3,071 minutes (fifth), 630 FGM (11th), 1,218 FGA (12th) and 1,540 points (19th) ... led the team with 16 double-doubles ... reached double figures in scoring in 78 games ... selected by his peers as the Central Division Sportsmanship Award Winner ... **2007 PLAYOFFS:** Started all 10 games and averaged a team-





high 22.2 ppg, 8.7 rpg, 2.4 apg and 1.00 spg in 41.0 mpg and shot .524 from the floor and .807 from the free throw line.

**2005-06 (CHICAGO):** Averaged 14.3 ppg, 6.6 rpg and 1.9 apg in 33.4 mpg in 78 games ... selected to the 2006 Sophomore Team T-Mobile Rookie Challenge and finished with 10 points, four rebounds and four assists in 24 minutes ... scored a team-high 26 points (12-17 FG) at MIA (04/16) on his 21st birthday, helping the Bulls clinch a playoff berth ... spent one game on the Inactive List (12/20) because of a right knee contusion ... missed three games due to a concussion (04/08-04/12) ... **2006 PLAYOFFS:** Came off the bench in all six games versus eventual NBA Champion Miami and averaged 10.2 ppg and 4.8 rpg in 30.0 mpg.

**2004-05 (CHICAGO):** Averaged 11.7 ppg, 5.3 rpg, 2.2 apg and 27.3 mpg, while shooting .434 from the floor, including .265 from three-point range, and .741 from the free throw line ... missed 10 games as a rookie with a sprained right ankle (03/04-03/19) and spent the final 10 games of the regular season on the Injured List with a ligament tear in his right wrist (04/05-04/20) ... **2005 PLAYOFFS:** Sat out with a torn right wrist ligament.

**CAREER TRANSACTIONS:** Drafted by the Phoenix Suns in the first round (seventh overall) of the 2004 NBA Draft ... traded by the Suns to Chicago for a future conditional first-round draft pick, the

draft rights to Jackson Vroman (31st overall pick) and cash considerations (06/24/04) ... re-signed by Chicago (07/31/08).

**COLLEGE CAREER:** Declared himself an early-entry candidate for the 2004 NBA Draft after one season at Duke ... appeared in 37 games, including 32 starts ... was the Blue Devils second-leading scorer (15.1 ppg) and rebounder (6.1 rpg) ... became the 10th freshman in ACC history to lead freshman in scoring, rebounding and field goal percentage (.475).

**PERSONAL:** Full name is Luol Deng ... also a member of the Great Britain national team in the 2012 Olympics ... member of the Dinka tribe ... father, Aldo, served in the Sudanese parliament and became the country's Minister of Transportation before moving to Egypt to avoid Sudan's civil war ... while in Egypt, he was taught basketball by Manute Bol, another member of the Dinka tribe ... Luol is one of nine children ... created the Luol Deng Foundation ... coordinated the third Annual Luol Deng Thanksgiving Dinner at the Pacific Garden's Mission Gospel League Home ... received the NBA's Community Assist Award in April 2007 ... received the 2006-07 NBA Sportsmanship Award ... co-funded the Chicago Housing Authority's Holiday Party; purchased 500 toys for underprivileged children for Christmas ... hosted the Lost Boys of Sudan "Hope for Sudan" Celebration and birthday party with local community members ... involved with the "Lost Boys of Sudan" Chicago Chapter.

**CAREER REGULAR SEASON STATISTICS:**

YEAR	TEAM	G	MIN	FG	FGA	PCT	3FG	3FGA	PCT	FT	FTA	PCT	OFF	DEF	TOT	A	PF	DQ	STL	TO	BLK	PTS	RPG	APG	PPG
04-05	CHI	61	1663	280	645	.434	31	117	.265	120	162	.741	92	230	322	135	90	48	118	27	711	5.3	2.2	11.7	
05-06	CHI	78	2604	442	954	.463	21	78	.269	207	276	.750	127	389	516	147	128	1	72	105	50	1112	6.6	1.9	14.3
06-07	CHI	82	3071	630	1218	.517	1	7	.143	279	359	.777	148	431	579	204	167	1	97	153	48	1540	7.1	2.5	18.8
07-08	CHI	63	2128	429	896	.479	8	22	.364	204	265	.770	136	258	394	155	117	1	57	120	29	1070	6.3	2.5	17.0
08-09	CHI	49	1665	265	591	.448	8	20	.400	152	191	.796	80	215	295	94	85	1	60	72	25	690	6.0	1.9	14.1
09-10	CHI	70	2651	473	1014	.466	32	83	.386	252	330	.764	131	381	512	143	129	0	66	134	61	1230	7.3	2.0	17.6
10-11	CHI	82	3208	531	1155	.460	115	333	.345	253	336	.753	116	360	476	230	162	0	78	156	48	1430	5.8	2.8	17.4
11-12	CHI	54	2129	311	755	.412	79	215	.367	127	165	.770	77	273	350	157	81	0	56	96	36	828	6.5	2.9	15.3
<b>TOTALS</b>		<b>539</b>	<b>19119</b>	<b>3361</b>	<b>7228</b>	<b>.465</b>	<b>295</b>	<b>875</b>	<b>.337</b>	<b>1594</b>	<b>2084</b>	<b>.765</b>	<b>907</b>	<b>2537</b>	<b>3444</b>	<b>1265</b>	<b>967</b>	<b>4</b>	<b>534</b>	<b>954</b>	<b>324</b>	<b>8611</b>	<b>6.4</b>	<b>2.3</b>	<b>16.0</b>

**CAREER POSTSEASON STATISTICS:**

YEAR	TEAM	G	MIN	FG	FGA	PCT	3FG	3FGA	PCT	FT	FTA	PCT	OFF	DEF	TOT	A	PF	DQ	STL	TO	BLK	PTS	RPG	APG	PPG
05-06	CHI	6	180	24	56	.429	1	5	.200	12	21	.571	8	21	29	3	13	0	5	5	4	61	4.8	0.5	10.2
06-07	CHI	10	410	88	168	.524	0	1	.000	46	57	.807	30	57	87	24	22	0	10	23	7	222	8.7	2.4	22.2
09-10	CHI	5	202	37	80	.463	1	12	.083	19	26	.731	8	17	25	7	15	0	6	3	4	94	5.0	1.4	18.8
10-11	CHI	16	686	98	230	.426	22	68	.324	52	62	.839	27	79	106	43	40	0	24	26	10	270	6.6	2.7	16.9
11-12	CHI	6	228	36	79	.456	8	22	.364	4	7	.571	8	42	50	9	10	0	5	10	9	84	8.3	1.5	14.0
<b>TOTALS</b>		<b>43</b>	<b>1706</b>	<b>283</b>	<b>613</b>	<b>.462</b>	<b>32</b>	<b>108</b>	<b>.296</b>	<b>133</b>	<b>173</b>	<b>.769</b>	<b>81</b>	<b>216</b>	<b>297</b>	<b>86</b>	<b>100</b>	<b>0</b>	<b>50</b>	<b>67</b>	<b>34</b>	<b>731</b>	<b>6.9</b>	<b>2.0</b>	<b>17.0</b>

**SEASON/CAREER/PLAYOFF HIGHS:**

	2011-12	CAREER	PLAYOFFS
<b>PTS</b>	26 vs. Boston (04/05/12)	40 vs. Portland (11/01/10)	33 vs. Miami (04/21/07)
<b>MIN</b>	50 two times	54 at Phoenix (11/24/10)	48 vs. Detroit (05/13/07)
<b>FG</b>	10 two times	18 vs. Portland (11/01/10)	14 vs. Miami (04/21/07)
<b>FGA</b>	24 vs. Toronto (03/24/12)	27 at Phoenix (11/24/10)	22 two times
<b>3FG</b>	6 vs. Boston (02/16/12)	6 vs. Boston (02/16/12)	4 two times
<b>3FGA</b>	9 vs. Boston (02/16/12)	9 vs. Boston (02/16/12)	7 vs. Miami (05/08/11)
<b>FT</b>	9 vs. Sacramento (02/14/12)	11 at Utah (02/05/07)	8 two times
<b>FTA</b>	15 vs. Sacramento (02/14/12)	15 at Utah (02/05/07)	11 at Cleveland (04/27/10)
<b>OFF. REB</b>	5 two times	7 vs. Milwaukee (11/03/09)	6 vs. Detroit (05/13/07)
<b>DEF. REB</b>	13 at Boston (01/13/12)	13 three times	14 at Philadelphia (05/10/12)
<b>REB</b>	16 at Boston (01/13/12)	20 vs. Milwaukee (11/03/09)	17 at Philadelphia (05/10/12)
<b>AST</b>	11 vs. Sacramento (02/14/12)	11 vs. Sacramento (02/14/12)	7 vs. Indiana (04/26/11)
<b>STL</b>	4 two times	6 vs. Orlando (02/26/07)	5 at Atlanta (05/12/11)
<b>BLK</b>	2 five times	4 four times	3 at Philadelphia (05/04/12)



# TAJ GIBSON 22

**POSITION:** FORWARD **HT., WT.:** 6-9, 225

**YEARS PRO:** 3 **COLLEGE:** USC

**BORN:** 06/24/85 **BROOKLYN, NEW YORK**

**2011-2012 (CHICAGO):** Played in 63 games (all off of the bench) and averaged 7.7 ppg, 5.3 rpg, 1.29 bpg (24th in the NBA) and 0.7 apg in 20.4 mpg and shot .495 from the field and .622 from the line ... led the team in rebounds six times and in assists once ... scored 10 or more points 19 times and grabbed 10 or more boards seven times ... recorded four double-doubles ... posted 10 points, 12 boards, four blocks and three assists versus CLE (04/25) ... scored nine points and grabbed 12 boards at CHA (04/18) ... scored 19 points and grabbed six rebounds at ATL (03/28) ... recorded a double-double with 15 points and 13 rebounds versus NY (03/12) ... scored 14 points against ORL (03/08) ... recorded 10 points, nine boards and three blocks against IND (03/05) ... posted five points, seven rebounds and a season-high five blocks versus NO (02/28) ... tallied 14 points and nine boards against NJ (02/18) ... finished with 15 points (7-8 FG) versus SAC (02/14) ... recorded 14 points and six boards at NO (02/08) ... posted 11 points and two rebounds at NJ (02/06) ... finished with 16 points and five rebounds at MEM (01/16) ... posted his first double-double of the season with 11 points and 12 boards versus TOR (01/14) ... tallied nine points and six rebounds versus WAS (01/11) ... posted nine points and three boards versus DET (01/09) ... missed three games with a left ankle sprain (01/21-01/25) ... spent two games on the Bulls' Inactive List due to injury ... **2012 PLAYOFFS:** Played in six games and posted 9.5 ppg, 6.5 rpg, 1.67 bpg, 0.7 apg, 0.67 spg, .457 from the field and .682 from the free throw line in 22.8 mpg ... tallied 14 points, 12 boards and four blocks at PHI (05/06).

**CAREER:** Has played in 225 games (89 starts) in three years, and has averaged 7.9 ppg, 6.2 rpg, 1.29 bpg, 0.8 apg and 23.2 mpg, and shot .485 from the field and .648 from the free throw line ... has also played in 27 playoff games (five starts), where he has averaged 7.0 ppg, 5.2 rpg, 1.30 bpg, 0.6 apg and 20.9 mpg, and shot .500 from the floor and .625 from the line.

**2010-11 (CHICAGO):** Played in 80 games (19 starts) and averaged 7.1 ppg, 5.7 rpg, 1.33 bpg, 21.8 mpg, .466 field goal shooting and .676 from the line ... led the Bulls in rebounds eight times on the year ... scored 10 or more points 18 times and grabbed 10 or more rebounds nine times ... recorded six double-doubles ... ranked 17th in the NBA in blocks (106) and 18th in blocks per game (1.33) ... tallied nine points and 11 boards at ORL (04/10) ... recorded 15 points and nine boards versus Boston (04/02) ... had eight points and 16 boards at IND (03/18) ... tallied nine points and 12 boards at LAC (02/02) ... recorded nine points, nine rebounds and six blocks versus CHA (01/18) ... posted 10 points, seven rebounds and a career-high six blocks at MEM (01/17) ... tallied 16 points and 14 boards off the bench versus TOR (01/04) ... tied his then career

high in blocks with five versus MIL (12/28) ... posted 12 points and 10 boards (seven offensive) versus MIN (12/11) ... had 16 points, 12 boards, two blocks and two steals at LAL (11/23) ... recorded 17 points and a career-high 18 boards at DAL (11/19) ... scored 14 points, grabbed seven rebounds and blocked three shots in 25:46 minutes versus GS (11/11) ... posted 16 points, six boards and tied his then career high with five blocks versus DEN (11/08) ... finished with 18 points and seven boards at BOS (11/05) ... tallied his first double-double of the season with 16 points and 11 boards in the season opener at OKC (10/27) ... missed one game with a right ankle injury at PHO (11/24), and spent one game on the Inactive List with a concussion against PHI (12/21) ... **2011 PLAYOFFS:** Played in 16 games and recorded averages of 5.9 ppg, 4.1 rpg, 1.38 bpg and shot .566 from the field in 17.8 mpg ... posted 13 points, 11 boards and two blocks at ATL (05/06) ... recorded five games with 10 or more points off of the bench.

**2009-10 (CHICAGO):** One of two Bulls to have played in all 82 games (70 starts) ... he averaged 8.9 ppg, 7.4 rpg, 0.9 apg and 1.27 bpg in 26.8 mpg, and shot .494 from the floor and .647 from the line ... selected to the T-Mobile NBA All-Rookie First Team ... led the team in scoring four times and in boards 24 times ... scored 10 or more points 35 times and went for 20 or more points in four games ... grabbed 10-plus rebounds in 21 games and posted 18 double-doubles ... topped all rookies in rebounds per game, FG%, double-doubles and was second in blocks per game ... posted 11 points and 13 boards at CHA (04/14) ... scored 11 points and added six boards and two blocks at TOR (04/11) ... posted 14 points and 15 boards versus CHA (04/03) ... scored 14 points, secured 16 boards and added four rejections at WAS (04/02) ... recorded his 15th double-double of the season with 14 points and 10 boards versus PHO (03/30) ... had nine points and 10 boards at DET (03/28) ... scored 22 points, grabbed 13 boards and blocked two shots versus NJ (03/27) ... posted his 13th double-double with 12 points and a team high 10 boards versus MIA (03/25) ... recorded his 12th double-double with 10 points and 12 boards versus HOU (03/22) ... posted team highs of 20 points, 13 boards (five offensive) and three steals versus CLE (03/19) ... scored 10 points, grabbed 11 boards and added two steals versus DAL (03/06) ... tallied a double-double with 11 points and 13 boards ... scored 14 points and added nine boards, three assists and three blocks at IND (02/27) ... posted 14 points, 11 boards (seven offensive), three assists and three blocks versus IND (02/24) ... scored 20 points and grabbed a game-high 13 boards versus PHI (02/20) ... scored 14 points and grabbed nine boards at MIN (02/19) ... posted 14 points and a career-high 16 boards (11 offensive) at NY (02/17) ... scored 11



points and grabbed seven boards at ATL (02/05) ... posted six points, six rebounds and a career-high four blocks versus LAC (02/02) ... grabbed a season-high 15 rebounds at OKC (01/27) ... posted his fifth double-double of the year with 16 points and 14 boards in a season-high 42:30 at HOU (01/23) ... recorded 10 points, nine boards and two blocks at GS (01/18) ... posted 14 points, six boards and two blocks at BOS (01/14) ... scored 13 points and grabbed nine rebounds versus MIN (01/09) ... tallied 10 points, nine rebounds and three steals versus OKC (01/04) ... scored 10 points and grabbed 12 rebounds versus ORL (01/02) ... notched 14 points and eight boards versus SAC (12/21) ... posted 10 points and eight boards versus ATL (12/17) ... scored 12 points and grabbed 10 rebounds versus NY (12/17) ... posted his second double-double of the year with 12 points and 11 carsoms versus BOS (12/12) ... grabbed 11 boards versus GS (12/11) ... scored a season-high 20 points, to go along with his six rebounds and three blocks versus NJ (12/08) ... recorded the first double-double of his career with 14 points and 13 boards at CLE (12/04) ... posted a career-high three blocks and grabbed five rebounds at POR (11/23) ... grabbed a career-high 12 rebounds to go along with his nine points at DEN (11/21) ... scored a season-high 18 points (8-13 FG) at TOR (11/11) ... made his NBA debut versus SAN (10/29) and finished with six points and six boards in 15:38 of play ... **2010 PLAYOFFS:** Started all five first-round games versus CLE and averaged 7.6 ppg, 7.0 rpg and 28.8 mpg, and shot .421 from the floor and .545 from the line ... scored 11 points (5-7 FG) in Game 2 at CLE (04/19) ... grabbed 11 boards in Game 5 at CLE (04/27).

**CAREER TRANSACTIONS:** Selected in the first round (26th overall) by the Chicago Bulls in the 2009 NBA Draft (06/25/09).

**CAREER REGULAR SEASON STATISTICS:**

YEAR	TEAM	G	MIN	FG	FGA	PCT	3FG	3FGA	PCT	FT	FTA	PCT	OFF	DEF	TOT	A	PF	DQ	STL	TO	BLK	PTS	RPG	APG	PPG
09-10	CHI	82	2203	311	629	.494	0	0	.000	113	175	.646	226	385	611	70	282	9	50	114	104	735	7.5	0.9	9.0
10-11	CHI	80	1742	234	502	.466	1	8	.125	100	148	.676	162	296	458	58	203	3	39	71	106	569	5.7	0.7	7.1
11-12	CHI	63	1284	200	404	.495	0	0	.000	84	135	.622	135	197	332	47	131	1	27	60	81	484	5.3	0.7	7.7
<b>TOTALS</b>		<b>225</b>	<b>5229</b>	<b>745</b>	<b>1535</b>	<b>.485</b>	<b>1</b>	<b>8</b>	<b>.125</b>	<b>297</b>	<b>458</b>	<b>.648</b>	<b>523</b>	<b>878</b>	<b>1401</b>	<b>175</b>	<b>616</b>	<b>13</b>	<b>116</b>	<b>245</b>	<b>291</b>	<b>1788</b>	<b>6.2</b>	<b>0.8</b>	<b>7.9</b>

**CAREER POSTSEASON STATISTICS:**

YEAR	TEAM	G	MIN	FG	FGA	PCT	3FG	3FGA	PCT	FT	FTA	PCT	OFF	DEF	TOT	A	PF	DQ	STL	TO	BLK	PTS	RPG	APG	PPG
09-10	CHI	5	144	16	38	.421	0	0	.000	6	11	.545	9	26	35	3	17	1	1	2	3	38	7.0	0.6	7.6
10-11	CHI	16	283	43	76	.566	0	1	.000	9	15	.600	26	40	66	9	32	1	5	14	22	95	4.1	0.6	5.9
11-12	CHI	6	137	21	46	.457	0	0	.000	15	22	.682	15	24	39	4	19	0	4	3	10	57	6.5	0.7	9.5
<b>TOTALS</b>		<b>27</b>	<b>564</b>	<b>80</b>	<b>160</b>	<b>.500</b>	<b>0</b>	<b>1</b>	<b>.000</b>	<b>30</b>	<b>48</b>	<b>.625</b>	<b>50</b>	<b>90</b>	<b>140</b>	<b>16</b>	<b>68</b>	<b>2</b>	<b>10</b>	<b>19</b>	<b>35</b>	<b>190</b>	<b>5.2</b>	<b>0.6</b>	<b>7.0</b>

**SEASON/CAREER/PLAYOFF HIGHS:**

	2010-11	CAREER	PLAYOFFS
<b>PTS</b>	19 at Atlanta (03/28/12)	22 vs. New Jersey (03/27/10)	14 two times
<b>MIN</b>	31 vs. Cleveland (04/26/12)	47 vs. Charlotte (01/18/11)	34 two times
<b>FG</b>	8 at Atlanta (03/28/12)	9 three times	6 at Philadelphia (05/06/12)
<b>FGA</b>	12 three times	16 vs. Minnesota (12/11/10)	12 vs. Cleveland (04/22/10)
<b>3FG</b>	N/A	1 at Dallas (11/9/10)	N/A
<b>3FGA</b>	N/A	1 eight times	1 at Indiana (04/23/11)
<b>FT</b>	5 vs. Detroit (01/09/12)	8 vs. New Jersey (03/27/10)	6 at Philadelphia (05/10/12)
<b>FTA</b>	6 four times	10 two times	7 at Philadelphia (05/10/12)
<b>OFF. REB</b>	8 vs. New York (03/12/12)	11 at New York (02/17/10)	7 at Atlanta (05/06/11)
<b>DEF. REB</b>	10 vs. Cleveland (04/26/12)	13 at Oklahoma City (01/27/10)	10 at Philadelphia (05/06/12)
<b>REB</b>	13 vs. New York (03/12/12)	18 at Dallas (11/19/10)	12 at Philadelphia (05/06/12)
<b>AST</b>	4 two times	4 four times	2 three times
<b>STL</b>	2 four times	3 six times	3 vs. Philadelphia (04/28/12)
<b>BLK</b>	5 vs. New Orleans (02/28/12)	6 two times	4 three times

**COLLEGE CAREER:** Spent three seasons at Southern California, and averaged 12.4 ppg, 8.5 rpg, 2.41 bpg, 1.4 apg, and shot .580 from the floor and .629 from the line in 105 games (104 starts) ... left USC as the school's all-time leader in shots blocked with 253, and also ranked third all-time in Pac-10 history ... finished second all-time in Trojan history with 896 boards and 16th on the school's all-time scoring list with 1,307 points ... earned All-Conference Second Team honors his junior year, and also was named the Pac-10 Defensive Player of the Year that same season ...

**PERSONAL:** Full name is Taj Jami Gibson ... majored in Communications ... an early-entry candidate for the 2009 NBA Draft ... his father played basketball for the U.S. Army National Team during the Vietnam War ... played for former Bulls Head Coach Tim Floyd while at USC ... hosted the opening of the EnergizaBulls Fitness and Learning Center at McPherson Elementary School ... hosted a holiday party with the USO and Chicago Housing Authority at the Berto Center ... helped 20 students from Chicago Bulls College Prep high school spend \$100 gift cards courtesy of Dick's Sporting Goods "Shop with a Bull" holiday event ... joined Chicago Public Schools officials to promote the annual Back-to-School campaign to get students to school on the first day of classes in September 2009 ... he went door to door to hand out school supplies to local neighborhood students at Howe Elementary School to tip-off the beginning of the school year, as he co-hosted the Chicago Bulls and Kia Motors Back-to-School supply drive rally ... lists his favorite players as Jamal Tinsley and Lamar Odom ... enjoys listening to music and reading during his spare time.



## RICHARD HAMILTON 32

**POSITION:** GUARD

**HT., WT.:** 6-7, 193

**YEARS PRO:** 13

**COLLEGE:** CONNECTICUT

**BORN:** 02/14/78 COATESVILLE, PENNSYLVANIA

**2011-2012 (CHICAGO):** Appeared in 28 games (all starts) and averaged 11.6 ppg, 3.0 apg, 2.4 rpg, 24.9 mpg and shot .452 from the floor, .370 from behind the arc and .784 from the free throw line ... led the team in scoring four times and in assists three times ... scored 10 or more points 17 times, including five games where he cracked the 20-point mark ... scored the 15,000th point of his career, and finished with 22 points and 10 assists versus NJ (01/23) ... **2012 PLAYOFFS:** Played in six games and averaged 13.0 ppg, 3.2 rpg, 3.0 apg and shot .414 from the floor and .181 from the line in 28.5 mpg ... finished with 17 points, seven assists and six boards at PHI (05/04) ... recorded 19 points and eight rebounds at PHI (05/10).

**CAREER:** In 13 years in the NBA, he has played for Washington, Detroit and Chicago ... he has played in 871 regular season games (738 starts), and posted averages of 17.5 ppg, 3.5 apg, 3.2 rpg, 0.80 spg and 32.7 mpg ... owns career shooting averages of .450 from the field, .348 from downtown and .851 from the line ... has played on eight playoff teams (seven in Detroit), and has played in 126 NBA playoff games (126 starts) ... holds playoff averages of 20.2 ppg, 4.0 rpg, 3.7 apg, 1.00 spg, 39.5 mpg, .440 shooting from the field, .337 from behind the arc and .861 from the free throw line ... scored the 15,000th point of career versus NJ (01/23/12) ... helped Detroit make back-to-back appearances to the NBA Finals in 2004 and 2005, highlighted by Detroit claiming its third NBA Championship in 2004 ... in the 2004 NBA Finals, he started all five games versus LAL and averaged 21.4 ppg, 5.2 rpg, 4.0 apg and 44.4 mpg ... was an NBA All-Star selection in 2006, 2007 and 2008 ... named NBA Eastern Conference Player of the Week twice (01/22/06 and 12/16/01) ... became the first player in NBA history to lead his team in scoring in a game without making a field goal with 14 points (0-10 FG, 0-1 3FG, 14-14 FT) versus MEM (01/06/05) ... scored a career-high 51 points (career-high 19-37 FG, 11 3FG, 12-12 FT) in a career-high 55 minutes at NY (12/27/06) and became the fifth Pistons player (Jerry Stackhouse, Kelly Tripucka, Dave Bing and George Yardley) to score 50-plus points in a game ... has recorded 11 career double-doubles ... is one of six players in Pistons franchise history to reach the 11,000-point plateau.

**2010-11 (DETROIT):** Appeared in 55 games (39 starts), and averaged 14.1 ppg (.429 FG, .382 3FG, .849 FT), 2.3 rpg and 3.1 apg in 27.2 mpg ... scored a season-high 35 points (set career highs in 3FGM with six and 3FGA with 10 at TOR (12/22)) ... became the first player in franchise history to score 35-plus points twice as a reserve (38 at MIL on 02/07/09 and 35 at TOR on 12/22/10) ... played in his 800th career game at DAL (11/23) ... became the sixth player in franchise history to score 11,000 points versus NY (11/28).

**2009-10 (DETROIT):** Appeared in 46 games (all starts), and averaged a team-leading 18.1 ppg (.409 FG, .297 3FG, .846 FT), 2.7 rpg and 4.4 apg in 33.7 mpg ... became the seventh player in franchise history to record 10,000 points when he scored 18 points versus GS (12/12) ... tied Bob Lanier for the most consecutive seasons leading the team in points per game (eight) ... had a streak of 51 consecutive free throws made (02/06-02/23).

**2008-09 (DETROIT):** Appeared in 67 games (51 starts), and posted a team-leading 18.3 ppg (.447 FG, .368 3FG, .848 FT), 4.4 apg and 3.1 rpg in 34.0 mpg ... tallied a career-high 16 assists at TOR (03/13) ... **2009 PLAYOFFS:** Averaged 13.3 ppg, 5.0 apg, and 2.8 rpg in four playoff games versus CLE.

**2007-08 (DETROIT):** Appeared in 72 games (all starts) and averaged a team-best 17.3 ppg (.484 FG, .440 3FG, .833 FT), 3.3 rpg, 4.2 apg and 1.01 spg in 33.7 mpg ... teamed with Chauncey Billups to form the fifth-highest scoring guard tandem in the league at 34.6 ppg and became the first guard tandem in NBA history to lead their team in scoring for six consecutive seasons (2002-03 thru 2007-08) ...

**2008 PLAYOFFS:** Averaged 21.6 ppg, 4.2 rpg, 3.9 apg and 38.6 mpg in 17 playoff games (all starts).

**2006-07 (DETROIT):** Appeared in 75 games (all starts), and posted averages of a team-high 19.8 ppg (.468 FG, .341 3FG, .861 FT), 3.8 rpg, 3.8 apg and 0.79 spg in 36.8 mpg ... scored a career-high 51 points (19-37 FG, 11 3FG, 12-12 FT) in a career-high 55 minutes at NY (12/27) ... **2007 PLAYOFFS:** Started all 16 games and posted averages of 18.8 ppg, 4.3 rpg, 3.8 apg, 39.9 mpg and shot .429 from the field, .400 from behind the arc and .865 from the line.

**2005-06 (DETROIT):** Appeared in 80 games (all starts), and averaged a career-high and team-high 20.1 ppg (career-high .491 FG, career-high .458 3FG, .845 FT), 3.2 rpg, 3.4 apg and 0.65 spg in 35.2 mpg ... among NBA leaders, he ranked first in three-point field goal percentage (.458 3FG) ... he teamed with Chauncey Billups to form the fifth-highest scoring guard tandem in the league at 38.6 ppg ... **2006 PLAYOFFS:** Played in 18 games (all starts) and averaged 20.4 ppg (.413 FG, .350 3FG, .851 FT), 2.9 rpg, 2.7 apg and 38.3 mpg ... scored a playoff career-high 40 points in Game 5 of the first round versus MIL (05/03)

**2004-05 (DETROIT):** Appeared in 76 games (all starts), and averaged a team-best 18.7 ppg (.440 FG, .305 3FG, .858 FT), 3.9 rpg, a career-high 4.9 apg and 1.01 spg in 38.5 mpg ... **2005 PLAYOFFS:** Appeared in 25 playoff games (all starts) where he averaged a team-high 20.0 ppg, 4.3 rpg and 4.3 apg in 43.2 mpg.



**2003-04 (DETROIT):** Appeared in 78 games (all starts), and averaged a team-best 17.6 ppg (.455 FG, .265 3FG, .868 FT), 4.0 apg, 3.6 rpg, and a career-high 1.32 spg in 35.5 mpg ... **2004 PLAYOFFS:** Played in 23 playoff games (all starts) and averaged a team-high 21.5 ppg, 4.6 rpg, 4.2 apg and 1.17 spg in 40.2 mpg.

**2002-03 (DETROIT):** Appeared in 82 games (82 starts) and averaged a team-high 19.7 ppg, 3.9 rpg, 2.5 apg and 0.78 spg in 32.2 mpg ...

**2003 PLAYOFFS:** Averaged a team-leading 22.5 ppg with 3.9 rpg, 2.6 apg and 38.8 mpg in 17 playoff games (all starts).

**2001-02 (WASHINGTON):** Appeared in 63 games (57 starts) and averaged 20.0 ppg, 3.4 rpg and 2.7 apg in 35.0 mpg ... finished the season ranked second in the NBA in free-throw percentage (.890).

**2000-01 (WASHINGTON):** Played in 78 games (42 starts) and posted averages of 18.1 ppg, 3.1 rpg, 2.9 apg, 0.96 spg and 32.9 mpg ... shot .438 from the floor, .274 from three-point land and .868 from the free throw line.

**1999-00 (WASHINGTON):** As a rookie, he played in 71 games (12 starts), and recorded averages of 9.0 ppg, 1.8 rpg, 1.5 apg and 19.3 mpg.

**CAREER TRANSACTIONS:** Drafted by the Washington Wizards in the first round (seventh overall) of the 1999 NBA Draft ... acquired by the Detroit Pistons from Washington, along with Hubert Davis and Bobby Simmons in exchange for Jerry Stackhouse, Brian Cardinal and Ratko Varda (09/11/02) ... signed as a free agent with the Chicago Bulls (12/14/11).

**PERSONAL:** Full name is Richard Clay Hamilton, nickname is "Rip" ... he and his wife, T.J., were married in July 2009 and have two sons, Richard Clay II and Parker ... majored in Communication Sciences ... named as one of The Sporting News' 2004 and 2005 "Good Guys" in sports for his community initiatives in Detroit and in his hometown of Coatesville, Pa. ... holds an annual "Rip City" Celebration in Coatesville during one summer day each year to help promote learning and to enrich the lives of local youths.

### CAREER REGULAR SEASON STATISTICS:

YEAR	TEAM	G	MIN	FG	FGA	PCT	3FG	3FGA	PCT	FT	FTA	PCT	OFF	DEF	TOT	A	PF	DQ	STL	TO	BLK	PTS	RPG	APG	PPG
99-00	WAS	71	1373	254	605	.420	28	77	.364	103	133	.774	38	91	129	108	142	2	28	84	6	639	1.8	1.5	9.0
00-01	WAS	78	2519	547	1249	.438	40	146	.274	277	319	.868	75	163	238	224	203	2	75	201	10	1411	3.1	2.9	18.1
01-02	WAS	63	2203	472	1084	.435	16	42	.381	300	337	.890	73	143	216	171	136	0	38	132	14	1260	3.4	2.7	20.0
02-03	DET	82	2640	570	1286	.443	32	119	.269	440	528	.833	88	230	318	208	249	2	64	200	13	1612	3.9	2.5	19.7
03-04	DET	78	2772	530	1166	.455	18	68	.265	297	342	.868	78	201	279	310	222	3	103	210	17	1375	3.6	4.0	17.6
04-05	DET	76	2926	510	1160	.440	36	118	.305	368	429	.858	74	221	295	372	232	8	77	217	13	1424	3.9	4.9	18.7
05-06	DET	80	2825	649	1322	.491	55	120	.458	256	303	.845	84	172	256	275	207	1	52	173	16	1609	3.2	3.4	20.1
06-07	DET	75	2763	547	1170	.468	44	129	.341	347	403	.861	75	207	282	285	232	2	59	159	15	1485	3.8	3.8	19.8
07-08	DET	72	2424	499	1030	.484	62	141	.440	184	221	.833	75	160	235	299	171	1	73	132	10	1244	3.3	4.2	17.3
08-09	DET	67	2279	466	1043	.447	70	190	.368	223	263	.848	44	163	207	297	176	1	40	133	4	1225	3.1	4.4	18.3
09-10	DET	46	1552	293	717	.409	41	138	.297	204	241	.846	30	92	122	202	115	0	30	115	3	831	2.7	4.4	18.1
10-11	DET	55	1498	288	671	.429	55	144	.382	146	172	.849	24	102	126	171	95	0	39	88	4	777	2.3	3.1	14.1
11-12	CHI	28	697	140	310	.452	17	46	.370	29	37	.784	20	46	66	84	56	0	12	49	1	326	2.4	3.0	11.6
<b>TOTALS</b>		<b>871</b>	<b>28471</b>	<b>5765</b>	<b>12813</b>	<b>.450</b>	<b>514</b>	<b>1478</b>	<b>.348</b>	<b>3174</b>	<b>3728</b>	<b>.851</b>	<b>778</b>	<b>1991</b>	<b>2769</b>	<b>3006</b>	<b>2236</b>	<b>22</b>	<b>690</b>	<b>1893</b>	<b>126</b>	<b>15218</b>	<b>3.2</b>	<b>3.5</b>	<b>17.5</b>

### CAREER POSTSEASON STATISTICS:

YEAR	TEAM	G	MIN	FG	FGA	PCT	3FG	3FGA	PCT	FT	FTA	PCT	OFF	DEF	TOT	A	PF	DQ	STL	TO	BLK	PTS	RPG	APG	PPG
02-03	DET	17	659	134	303	.442	9	27	.333	106	117	.906	18	48	66	45	51	0	13	57	1	383	3.9	2.6	22.5
03-04	DET	23	924	181	405	.447	15	39	.385	117	138	.848	32	74	106	97	72	2	27	72	1	494	4.6	4.2	21.5
04-05	DET	25	1079	198	437	.453	10	34	.294	95	119	.798	30	78	108	107	79	1	21	78	3	501	4.3	4.3	20.0
05-06	DET	18	690	128	310	.413	14	40	.350	97	114	.851	16	36	52	48	59	1	17	39	5	367	2.9	2.7	20.4
06-07	DET	16	638	108	252	.429	8	20	.400	77	89	.865	32	37	69	60	60	2	14	31	2	301	4.3	3.8	18.8
07-08	DET	17	656	134	285	.470	8	26	.308	92	101	.911	19	53	72	67	48	0	23	48	9	368	4.2	3.9	21.6
08-09	DET	4	154	21	59	.356	2	10	.200	9	10	.900	2	9	11	20	12	0	5	10	1	53	2.8	5.0	13.3
11-12	CHI	6	171	29	70	.414	2	6	.333	18	22	.818	8	11	19	18	15	0	1	8	0	78	3.2	3.0	13.0
<b>TOTALS</b>		<b>126</b>	<b>4971</b>	<b>933</b>	<b>2121</b>	<b>.440</b>	<b>68</b>	<b>202</b>	<b>.337</b>	<b>611</b>	<b>710</b>	<b>.861</b>	<b>157</b>	<b>346</b>	<b>503</b>	<b>462</b>	<b>396</b>	<b>6</b>	<b>121</b>	<b>343</b>	<b>22</b>	<b>2545</b>	<b>4.0</b>	<b>3.7</b>	<b>20.2</b>

### SEASON/CAREER/PLAYOFF HIGHS:

	2011-12	CAREER	PLAYOFFS
PTS	22 three times	51 at New York (12/27/06)	40 vs. Milwaukee (05/03/06)
MIN	42 vs. New Jersey (01/23/12)	55 at New York (12/27/06)	49 two times
FG	10 vs. New Jersey (01/23/12)	19 at New York (12/27/06)	15 vs. Milwaukee (05/03/06)
FGA	20 two times	37 at New York (12/27/06)	28 at Miami (06/02/06)
3FG	4 at Charlotte (04/18/12)	6 at Toronto (12/22/10)	3 two times
3FGA	5 two times	10 at Toronto (12/22/10)	7 at Miami (06/02/06)
FT	5 vs. New York (04/10/12)	20 vs. Charlotte (11/21/04)	16 vs. Orlando (05/13/08)
FTA	7 vs. New York (04/10/12)	20 two times	18 vs. Cleveland (05/09/06)
OFF. REB	3 vs. Washington (04/16/12)	5 four times	6 vs. Chicago (05/15/07)
DEF. REB	4 at L.A. Clippers (12/30/11)	11 at Orlando (04/08/05)	8 at Indiana (05/24/04)
REB	5 three times	11 at Orlando (04/08/05)	10 vs. Miami (05/31/06)
AST	5 vs. New Jersey (01/23/12)	16 at Toronto (03/13/09)	12 at Philadelphia (04/29/05)
STL	3 at Miami (01/29/12)	5 two times	4 five times
BLK	1 at New York (04/08/12)	3 two times	2 four times



## KIRK HINRICH 12

**POSITION:** GUARD **HT., WT.:** 6-4, 190  
**YEARS PRO:** 9 **COLLEGE:** KANSAS  
**BORN:** 01/02/1981 **SIoux CITY, IOWA**

**2011-2012 (ATLANTA):** Played in 48 games (31 starts) and tallied 6.6 ppg, 2.8 apg, 2.1 rpg and 0.79 spg in 25.8 mpg ... shot .414 from the floor, .346 from downtown and .781 from the line ... in 31 starts, he posted 7.5 ppg, 3.0 apg and 2.5 rpg, including .439 from the field, .374 from behind the arc and .938 from the line ... had left shoulder surgery in early November and missed the first 18 games of the year (12/27-01/23) ... **2012 PLAYOFFS:** Appeared in six games (four starts) against Boston and averaged 5.7 ppg, 2.0 rpg, 1.0 apg, 23.5 mpg, .433 from the floor, .375 from behind the arc and 1.000 from the stripe.

**CAREER:** Has appeared in 634 games, including 515 starts, with Chicago, Washington and Atlanta and has averaged 12.5 ppg, 5.4 apg, 3.2 rpg, 1.27 spg in 33.0 mpg and is a .417 shooter from the field, including .378 from downtown, and .811 from the free throw line ... has recorded 55 career double-doubles and two career triple-doubles ... is Chicago's all-time leader in 3FGM (812) and 3FGA (2,144), also ranks fourth in assists (3,004), fourth in steals (655), fifth in turnovers (1,116), sixth in 3FG shooting (.379) and sixth in DQs (30) ... has played in 46 playoff contests (37 starts) and has averaged 13.4 ppg, 4.7 rpg, 3.3 apg and 1.28 spg in 33.3 mpg ... has also shot .430 from the field, including .404 on threes, and .763 on free throws ... was a member of USA Basketball's 2006 FIBA Men's World Championship squad and helped lead the USA to a bronze medal, while making three starts in nine appearances, and averaged 6.0 ppg, 3.3 rpg, 2.1 apg and shot .425 from the field, including .462 (12-26 3FGA) from downtown.

**2010-11 (WASHINGTON/ATLANTA):** In 72 games (51 starts) with the Hawks and Wizards, he averaged 10.2 ppg, 4.0 apg, 2.5 rpg and 1.04 spg in 30.0 mpg, and shot .446 from the field, .399 from behind the arc and .841 from the line, ranked 32nd in the NBA in 3FG% and 38th in apg ... in 24 games with the Hawks (22 starts), he put in 8.6 ppg, 3.3 apg and 2.2 rpg in 28.6 mpg, with shooting averages of .432 from the field, .421 from three-point land and .667 from the line ... scored in double-figures 11 times ... led the Hawks in assists four times ... **2011 PLAYOFFS:** In six games versus Orlando in the First Round, he averaged 10.2 ppg, 2.7 apg, 2.3 rpg, 1.17 spg in 28.8 mpg ... sat out the Conference Semifinals versus Chicago with a strained right hamstring.

**2009-10 (CHICAGO):** Played in 74 games (53 starts) and averaged 10.9 ppg, 4.5 apg, 3.5 rpg and 1.15 spg in 33.5 mpg ... shot .409 from the field, .371 from downtown and .752 from the line ... led the team in scoring three times, in rebounds twice and in assists 22 times ... recorded five games with 20 or more points, including one with 30 points ... posted one double-double on the year ...

scored 17 points, and broke the franchise record for most 3FGM with the 771st 3FG of his career vs. PHI (02/20) ... **2010 PLAYOFFS:** In five games against Cleveland, he recorded 12.4 ppg, 4.4 rpg, 4.0 apg, 1.40 spg, 39.2 mpg and shot .423 from the floor, .500 from behind the arc and .714 from the line.

**2008-09 (CHICAGO):** Played in 51 games (four starts) and averaged 9.9 ppg, 3.9 apg, 2.4 rpg and 1.29 spg in 31.7 mpg ... shot .437 from the floor, including .408 from downtown (T-29th in NBA) and .791 from the free throw line ... led the team in scoring twice and in assists 13 times ... tallied 23 games with 10 or more points, four games with 20 or more points and one game with 30 or more points ... ended the season with 708 career 3FGM (second on the Bulls all-time 3FGM list, surpassing Scottie Pippen's 664 3FGM at MIL (02/18) ... **2009 PLAYOFFS:** Appeared in all seven First Round games and averaged 12.6 ppg, 2.9 apg, 2.7 rpg, a team-high 1.71 spg (ninth in the NBA) and 30.0 mpg.

**2007-08 (CHICAGO):** Played in 75 games, started 72 and averaged 11.5 ppg, 6.0 apg (14th in NBA), 3.3 rpg and 1.16 spg (40th in NBA) in 31.7 mpg ... shot .414 from the floor, including .350 from three-point range, and .831 from the free throw line ... also ranked 22nd in the NBA in assists per turnover (2.88) ... had seven double-double outings, including one triple-double ... registered his second career triple-double with 15 points, a season-high tying 14 assists and a season-high 12 rebounds vs. NY (12/14).

**2006-07 (CHICAGO):** Averaged a career-high 16.6 ppg, 6.3 apg (13th in NBA), 3.4 rpg and 1.25 spg (26th in NBA) in 35.5 mpg ... also had a career best shooting season, hitting .448 from the floor, including .415 (15th in NBA) from downtown, and .835 from the free throw line ... **2007 PLAYOFFS:** Started all 10 games for the Bulls and tallied 12.1 ppg, 7.5 apg and 4.2 rpg in 36.2 mpg ... shot .376 from the field, .302 from the arc and .769 from the line.

**2005-06 (CHICAGO):** Averaged 15.9 ppg and added 6.3 apg (15th in the NBA) and 3.6 rpg in 36.5 mpg ... appeared in 81 games, all starts, and shot .418 from the floor, .370 from the arc and .815 from the line ... finished with 17 points, a career-high 17 assists and eight boards at MIN (01/11) ... missed one game on the Inactive List with a concussion (12/07) ... **2006 PLAYOFFS:** Started all six games and averaged 20.5 ppg, 7.7 apg and 3.3 apg in 39.0 mpg.

**2004-05 (CHICAGO):** Saw action in 77 games, all starts, and averaged 15.8 ppg, 6.5 apg, 4.0 rpg, 1.59 spg and 36.6 mpg ... missed five games due to a left hamstring strain (03/23-03/30) ... **2005 PLAYOFFS:** Started all six games against Washington and posted a team-high 21.2 ppg, along with 5.8 apg, 3.7 rpg, 2.00 spg and shot .450 from





the floor, including .515 from behind the arc, in 35.5 mpg

**2003-04 (CHICAGO):** Made 76 appearances as a rookie, including 66 starts ... averaged 12.0 ppg, a team-high 6.8 apg, 1.33 spg, 3.4 rpg and a team-high 35.6 mpg, shooting .386 from the floor, including .390 from downtown, and .804 on charity shots ... named to the 2003-04 got milk? NBA All-Rookie First Team ... led all rookies with 14 double-doubles (44th in NBA) ... registered the only triple-double of the year by a rookie with 11 points, 12 rebounds and 10 assists vs. GS (02/28).

**CAREER TRANSACTIONS:** Drafted by the Chicago Bulls in the first round (seventh overall) of NBA Draft 2003 ... signed to a contract extension by the Bulls (10/31/06) ... traded to the Washington Wizards, along with the draft rights to Kevin Seraphin, in exchange for the draft rights to Vladimir Veremeenko (07/08/10) ... acquired from Washington, along with Hilton Armstrong, in exchange for Mike Bibby, Maurice Evans, Jordan Crawford and a draft pick (02/23/11) ... signed as a free agent by the Bulls (07/23/12).

**COLLEGE CAREER:** Named Third Team All-America selection as a senior and Honorable Mention All-America as a junior after leading Kansas to consecutive Final Four appearances, including an

appearance in the NCAA Championship Game his senior season ... as a senior, selected to the NCAA All-Final Four Team, All-Big 12 Conference First Team (coaches and media), Big 12 All-Defensive Team, Wooden All-American Team, NABC All-District 12 First Team and NABC All-America Third Team.

**PERSONAL:** Full name is Kirk James Hinrich ... he and his wife, Jill, have two daughters, Kenzie and Kyla ... majored in Communication Studies ... son of Jim and Nancy Hinrich ... coached by his father from the time he was in the third grade through high school ... hosted the Kirk Hinrich Charity Golf Outing in his hometown of Sioux City, which benefits his "Kirk for Kids" Foundation and aids local Siouxlaxland organizations ... filmed a PSA for the Bulls' fitness program, Energizabulls, aimed to help combat childhood obesity and to promote a healthy lifestyle ... made a personal food donation to the Chicago Bulls and Midway Moving & Storage Holiday Food Drive benefiting the Greater Chicago Food Depository ... is frequently seen during pre-game warm-ups visiting with sick or underprivileged children and special guests of the organization, offering to visit and take photos with them ... participated in a Harris Bank tour with local Bulls' Adopt-A-School students ... created a PSA for the Museum of Science and Industry.

**CAREER REGULAR SEASON STATISTICS:**

Table with 20 columns: YEAR, TEAM, G, MIN, FG, FGA, PCT, 3FG, 3FGA, PCT, FT, FTA, PCT, OFF, DEF, TOT, A, PF, DO, STL, TO, BLK, PTS, RPG, APG, PPG. Includes rows for 03-04 to 11-12 and a TOTALS row.

**CAREER POSTSEASON STATISTICS:**

Table with 20 columns: YEAR, TEAM, G, MIN, FG, FGA, PCT, 3FG, 3FGA, PCT, FT, FTA, PCT, OFF, DEF, TOT, A, PF, DO, STL, TO, BLK, PTS, RPG, APG, PPG. Includes rows for 04-05 to 11-12 and a TOTALS row.

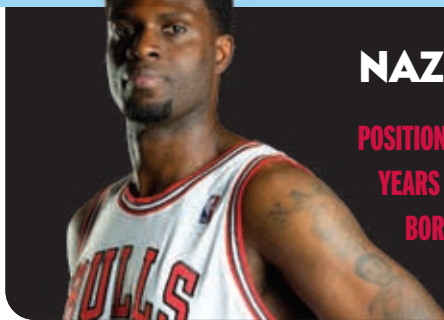
**SEASON/CAREER/PLAYOFF HIGHS:**

Table with 3 columns: SEASON/CAREER/PLAYOFF HIGHS, 2011-12, CAREER, PLAYOFFS. Lists various statistical achievements for each category.



# NAZR MOHAMMED 48

**POSITION:** CENTER    **HT., WT.:** 6-10, 250  
**YEARS PRO:** 14    **COLLEGE:** KENTUCKY  
**BORN:** 09/05/77    **CHICAGO, ILLINOIS**



**2011-2012 (OKLAHOMA CITY):** In 63 games (one start), he averaged 2.7 ppg and 2.7 rpg in 11.0 mpg ... scored a season-high with 17 points (7-13 FG) versus HOU (01/07) ... recorded 10 games with five or more rebounds ... posted three-plus blocks twice ... recorded three DNP-CDs ... **2012 PLAYOFFS:** Saw action in eight games, as the Thunder advanced to the NBA Finals ... he averaged 2.3 ppg and 2.0 rpg in 10.4 mpg, and shot .500 from the field and .500 from the line.

**CAREER:** A veteran of 14 seasons in the NBA, he has played for Philadelphia, Atlanta, New York, San Antonio, Detroit, Charlotte, Oklahoma City and Chicago ... he has played in 834 regular season games (341 starts), and posted averages of 6.6 ppg, 5.2 apg and 0.69 bpg in 17.4 mpg ... holds career shooting averages of .493 from the field and .639 from the free throw line ... has played on eight playoff teams, including the 2005 NBA Champion San Antonio Spurs, and has played in 66 NBA playoff games (30 starts) ... has played on two teams that advanced to the NBA Finals (San Antonio in 2005, Oklahoma City in 2012) ... has played in 82 games in a single season two times (2001-02, 2007-08).

**2010-11 (CHARLOTTE/OKLAHOMA CITY):** In 75 games (37 starts) with Charlotte and Oklahoma City, he averaged 7.1 ppg and 4.9 rpg in 17.1 mpg ... in 24 games with the Thunder (seven starts), he posted 6.9 ppg and 4.8 rpg in 17.9 mpg ... scored a season-high 15 points (7-11 FG) versus DEN (4/8) ... scored 10-plus points six times ... **2011 PLAYOFFS (OKLAHOMA CITY):** Saw action in 14 games, and averaged 2.3 ppg and 3.3 rpg in 10.6 mpg.

**2009-10 (CHARLOTTE):** Appeared in 58 games, with 29 starts, where he averaged 7.9 ppg and 5.2 rpg in 17.0 mpg ... scored in double figures on 19 occasions, including two games with 20 or more points ... recorded six games with double-figure in rebounds, tallied four double-doubles ... led the team in scoring three times, rebounding six times and in blocks 10 times ... **2010 PLAYOFFS (CHARLOTTE):** Appeared in four games with Charlotte and averaged 6.0 ppg, 2.0 rpg and 12.0 mpg.

**2008-09 (CHARLOTTE):** Played in 39 games and averaged 2.7 ppg and 2.0 rpg in 8.7 mpg ... scored a season-high 12 points at ORL (04/15) ... led or tied for team honors in blocked shots four times and in steals once.

**2007-08 (DETROIT/CHARLOTTE):** Appeared in 82 games for Charlotte and Detroit ... posted averages 7.8 ppg and 6.0 rpg in 20.1 mpg ... played in 61 games (29 starts) for the Bobcats ... scored in double figures 27 times and reached double figures in rebounds 15 times ... tallied 11 double-doubles.

**2006-07 (DETROIT):** Appeared in 51 games (33 starts) and averaged 5.6 ppg on .532 shooting and 4.5 rpg in 15.2 mpg ... scored in double-figures 10 times, including a season-high 19-point outing versus ATL (12/23) ... grabbed 10-plus rebounds four times ... tallied two double-doubles ... **2007 PLAYOFFS (DETROIT):** Played in two games with Detroit and averaged 2.5 ppg and 1.5 rpg in 3.0 mpg.

**2005-06 (SAN ANTONIO):** Appeared in 80 games (30 starts) and posted averages of 6.2 ppg and 5.2 rpg in 17.4 mpg ... shot .504 (190-377 FG) from the field and a career-best .785 (113-144 FT) from the free-throw line ... ranked fourth in the NBA in offensive rebounds per 48 minutes (5.5) and ninth in total rebounds per 48 minutes (14.5) ... tied a career-high with 30 points (13-21 FG) and added 16 rebounds versus PHO (03/17) ... **2006 PLAYOFFS (SAN ANTONIO):** Appeared in eight games (three starts) and posted averages of 4.5 ppg and 3.9 rpg in 11.8 mpg.

**2004-05 (NEW YORK/SAN ANTONIO):** Appeared in 77 games for New York and San Antonio, as he averaged 9.5 ppg, 7.6 rpg and 11.2 bpg in 25.1 mpg ... **2005 PLAYOFFS (SAN ANTONIO):** Started every game during San Antonio's run to the 2005 NBA Championship, he averaged 7.1 ppg, 6.7 rpg, 1.00 bpg and 23.0 mpg in 23 games.

**2003-04 (ATLANTA/NEW YORK):** Appeared in 80 games for Atlanta and New York, and averaged 7.4 ppg and 5.9 rpg in 20.1 mpg ... **2004 PLAYOFFS (NEW YORK):** Started all four games in New York's First Round playoff series with New Jersey ... averaged 10.3 ppg and 5.8 rpg in 24.3 mpg.

**2002-03 (ATLANTA):** Averaged 4.6 ppg and 3.7 rpg in 12.7 mpg in 35 games for Atlanta ... started the year on the injured list due to a stress fracture in the fifth metatarsal of his right foot (returned to action 12/10) ... tests in March revealed another stress fracture in his right foot ... underwent surgery and missed the final 20 games of the season.

**2001-02 (ATLANTA):** Averaged 9.7 ppg, 7.9 rpg and 26.4 mpg in 82 games (73 starts) for Atlanta ... finished with 20 or more points five times, including a career-best 30 points at LAC (11/15) ... posted single season career-highs in games (82), minutes (2,168), points (795) and rebounds (651).

**2000-01 (PHILADELPHIA/ATLANTA):** Appeared in 58 games for Philadelphia and Atlanta, as he averaged 7.6 ppg.

**1999-00 (PHILADELPHIA):** Averaged 1.9 ppg and 1.8 rpg in 6.8 mpg in 28 games for the 76ers.

**1998-99 (PHILADELPHIA):** Appeared in 26 games as a rookie ... posted averages of 1.6 ppg and 1.4 rpg in 4.7 mpg.



FRONT OFFICE • BALL OPS • PLAYERS • THE NBA • OPPONENTS • 2011-12 SEASON • RECORDS • PLAYOFFS • HISTORY • COMMUNITY • MEDIA • CONTENTS

**CAREER TRANSACTIONS:** Drafted by the Utah Jazz in the first round (29th overall) of the 1998 NBA Draft ... draft rights were traded to the Philadelphia 76ers for a future first-round draft pick (06/24/98) ... acquired by the Atlanta Hawks from Philadelphia, along with Theo Ratliff, Toni Kukoc and Pep Sanchez in exchange for Dikembe Mutombo and Roshown McLeod (02/22/01) ... acquired by the New York Knicks in a three-team trade in which Atlanta received Joel Przybilla from the Milwaukee Bucks and Michael Doleac and a 2005 second-round draft pick from New York; New York acquired Tim Thomas from Milwaukee and traded Keith Van Horn to Milwaukee (02/15/04) ... sent to San Antonio, along with Jamison Brewer, for Malik Rose and conditional first-round picks in 2005 and 2006 (02/24/05) ... signed as a free agent with the Detroit Pistons (07/18/06) ... acquired by the Charlotte Bobcats for Primo Brezec and Walter Herrmann (12/14/07) ... traded to the Oklahoma City Thunder for Morris

Peterson and D.J. White (02/24/11) ... signed as a free agent with the Chicago Bulls (07/27/12).

**COLLEGE CAREER:** Played three seasons at Kentucky, where he helped the Wildcats advance to the NCAA Championship Game every season ... was a member of the Wildcats NCAA Championship teams in both 1996 and 1998 ... ranks eighth on the school's all-time list in both career field goal percentage (.553) and blocks (94).

**PERSONAL:** Full name is Nazr Tahiru Mohammed (pronounce NAH-zee) ... he and his wife, Mandy, have two daughters, Amani and Sanaa, and a son, Nasir ... created The Nazr Mohammed Foundation which is committed to being a charitable member of the global community by supporting a multitude of worthy causes through personal donations, fundraisers, camps, grants and scholarships ... in August 2012, his foundation hosted the Kenwood Academy Capital Improvements Fundraiser ... studied Business Management at Kentucky ... enjoys playing golf in his spare time.

### CAREER REGULAR SEASON STATISTICS:

YEAR	TEAM	G	MIN	FG	FGA	PCT	3FG	3FGA	PCT	FT	FTA	PCT	OFF	DEF	TOT	A	PF	DO	STL	TO	BLK	PTS	RPG	APG	PPG
98-99	PHI	26	121	15	42	.357	0	0	.000	12	21	.571	18	19	37	2	22	0	5	12	4	42	1.4	0.1	1.6
99-00	PHI	28	190	21	54	.389	0	0	.000	12	22	.545	16	34	50	2	29	0	4	18	12	54	1.8	0.1	1.9
00-01	PHI/ATL	58	912	176	369	.477	0	1	.000	89	126	.706	115	192	307	19	113	0	29	64	35	441	5.3	0.3	7.6
01-02	ATL	82	2168	329	713	.461	0	1	.000	137	222	.617	242	409	651	33	252	2	63	118	61	795	7.9	0.4	9.7
02-03	ATL	35	445	67	159	.421	0	0	.000	26	41	.634	47	82	129	6	79	0	16	25	21	160	3.7	0.2	4.6
03-04	ATL/NY	80	1611	246	472	.521	0	0	.000	100	169	.592	178	296	474	36	195	1	55	96	52	592	5.9	0.5	7.4
04-05	NY/SAN	77	1933	289	602	.480	0	1	.000	153	227	.674	247	339	586	34	236	3	58	108	86	731	7.6	0.4	9.5
05-06	SAN	80	1389	190	377	.504	0	0	.000	113	144	.785	163	255	418	40	220	2	21	91	49	493	5.2	0.5	6.2
06-07	DET	51	773	118	222	.532	0	0	.000	50	82	.610	89	140	229	9	133	3	27	43	40	286	4.5	0.2	5.6
07-08	DET/CHA	82	1650	272	528	.515	0	1	.000	95	163	.583	194	300	494	72	230	1	45	101	60	639	6.0	0.9	7.8
08-09	CHA	39	341	41	101	.406	0	0	.000	22	40	.550	35	44	79	8	63	0	5	23	16	104	2.0	0.2	2.7
09-10	CHA	58	984	189	342	.553	0	0	.000	81	125	.648	114	190	304	28	105	0	15	53	43	459	5.2	0.5	7.9
10-11	CHA/OKC	75	1280	234	448	.522	0	1	.000	67	112	.598	140	228	368	23	184	0	30	70	56	535	4.9	0.3	7.1
11-12	OKC	63	692	79	169	.467	0	1	.000	13	23	.565	59	111	170	14	101	0	20	26	37	171	2.7	0.2	2.7
<b>TOTALS</b>		<b>834</b>	<b>14489</b>	<b>2266</b>	<b>4598</b>	<b>.493</b>	<b>0</b>	<b>6</b>	<b>.000</b>	<b>970</b>	<b>1517</b>	<b>.639</b>	<b>1657</b>	<b>2639</b>	<b>4296</b>	<b>326</b>	<b>1962</b>	<b>12</b>	<b>393</b>	<b>848</b>	<b>572</b>	<b>5502</b>	<b>5.2</b>	<b>0.4</b>	<b>6.6</b>

### CAREER POSTSEASON STATISTICS:

YEAR	TEAM	G	MIN	FG	FGA	PCT	3FG	3FGA	PCT	FT	FTA	PCT	OFF	DEF	TOT	A	PF	DO	STL	TO	BLK	PTS	RPG	APG	PPG
98-99	PHI	3	3	0	0	.000	0	0	.000	0	0	.000	0	0	0	0	0	0	0	0	0	0	0.0	0.0	0.0
03-04	ATL/NY	4	97	15	30	.500	0	0	.000	11	16	.688	10	13	23	1	18	1	6	7	3	41	5.8	0.3	10.3
04-05	NY/SAN	23	528	66	125	.528	1	1	1.000	30	47	.638	75	79	154	8	65	0	14	24	23	163	6.7	0.3	7.1
05-06	SAN	8	94	11	15	.733	1	1	1.000	13	18	.722	15	16	31	1	17	0	3	8	6	36	3.9	0.1	4.5
06-07	DET	2	6	1	2	.500	0	0	.000	3	3	1.000	1	2	3	0	1	0	0	0	0	5	1.5	0.0	2.5
09-10	CHA	4	48	11	19	.579	0	0	.000	2	3	.667	5	3	8	2	13	0	1	2	24	2.0	0.5	6.0	
10-11	CHA-OKC	14	148	14	34	.412	0	0	.000	4	10	.400	9	23	32	0	27	0	4	6	6	32	2.3	0.0	2.3
11-12	OKC	8	83	8	16	.500	0	0	.000	2	4	.500	7	9	16	1	19	0	0	2	3	18	2.0	0.1	2.3
<b>TOTALS</b>		<b>66</b>	<b>1007</b>	<b>126</b>	<b>241</b>	<b>.523</b>	<b>2</b>	<b>2</b>	<b>1.000</b>	<b>65</b>	<b>101</b>	<b>.644</b>	<b>122</b>	<b>145</b>	<b>267</b>	<b>13</b>	<b>160</b>	<b>1</b>	<b>28</b>	<b>48</b>	<b>43</b>	<b>319</b>	<b>4.0</b>	<b>0.2</b>	<b>4.8</b>

### SEASON/CAREER/PLAYOFF HIGHS:

	2011-12	CAREER	PLAYOFFS
PTS	17 at Houston (01/07/12)	30 two times	19 vs. Seattle (05/17/05)
MIN	24 vs. Phoenix (12/31/11)	46 vs. Detroit (12/15/04)	34 vs. Denver (04/25/05)
FG	7 at Houston (01/07/12)	14 at L.A. Clippers (11/05/01)	8 two times
FGA	13 at Houston (01/07/12)	21 two times	11 vs. New Jersey (04/22/04)
3FG	N/A	N/A	1 two times
3FGA	1 at Washington (01/18/12)	1 six times	1 two times
FT	3 at Houston (01/07/12)	10 at Boston (12/22/04)	8 at New Jersey (04/17/04)
FTA	4 at Houston (01/07/12)	11 at Boston (12/22/04)	10 at New Jersey (04/17/04)
OFF. REB	3 six times	11 at Indiana (11/13/04)	9 vs. Denver (04/24/05)
DEF. REB	6 at Portland (02/06/12)	16 at Minnesota (02/10/10)	9 vs. Denver (05/04/05)
REB	7 three times	20 three times	15 vs. Denver (04/24/05)
AST	2 two times	4 four times	1 12 times
STL	2 three times	5 at L.A. Lakers (11/10/06)	4 at New Jersey (04/17/04)
BLK	4 at L.A. Lakers (03/29/12)	8 at New Jersey (12/14/04)	4 vs. Denver (04/24/05)



## JOAKIM NOAH 13

**POSITION:** CENTER/ FOR. **HT., WT.:** 6-11, 232

**YEARS PRO:** 5 **COLLEGE:** FLORIDA

**BORN:** 02/25/1985 NEW YORK, NEW YORK

**2011-2012 (CHICAGO):** Played in 64 games (64 starts) and averaged 10.2 ppg, 9.8 rpg (10th in the NBA), 2.5 apg, 1.44 bpg (7th in the NBA) and 0.64 spg in 30.4 mpg and shot .508 (14th in the NBA) from the field and .748 from the free throw line ... ranked second in the NBA in offensive rebounds (242) and third in offensive boards per game (3.8) ... led the team in scoring once, in boards 35 times and in assists six times ... scored in double digits 35 times, including three games with 20 or more points ... grabbed 10-plus rebounds 35 times ... posted a team-high 24 double-doubles (14th in the NBA), including his first career triple-double (13 points, 13 boards and 10 assists versus MIL (02/22)) ... nearly notched a triple-double with 14 points, 13 rebounds and seven assists at WAS (01/30) ... missed one game with a left ankle sprain (01/21) and one game with flu-like symptoms (03/10) ... posted one DNP-CD due to injury ... **2012**

**PLAYOFFS:** Played in three games (all starts) and averaged 15.0 ppg, 9.3 rpg, 3.0 apg, 1.33 bpg and 0.67 spg in 33.0 mpg, while shooting .731 from the field and .636 from the line ... scored 12 points, grabbed 13 boards and added three assists and two blocks versus PHI (04/28) ... tallied 21 points, eight rebounds and five assists versus PHI (05/01).

**CAREER:** Has started 252 of his 330 career appearances ... holds career averages of 8.9 ppg, 8.6 rpg, 1.8 apg, 1.33 bpg and 0.72 spg in 27.0 mpg, while shooting .514 from the floor and .721 from the line ... owns 90 career double-doubles ... 148 games with 10 or more points and 130 games with 10 or more rebounds ... has played in 31 playoff games (all starts) and averaged 10.6 ppg, 11.2 rpg, 2.5 apg, 1.90 bpg, 1.06 spg, 35.1 mpg and has shot .488 from the field and .764 from the stripe ... has recorded 10 postseason double-doubles, and grabbed 15 or more boards in seven of the playoff games that he has appeared in.

**2010-11 (CHICAGO):** He played in 48 games (48 starts) and averaged 11.7 ppg, 10.4 rpg, 2.2 apg, 1.50 bpg, 1.00 spg, 32.8 mpg, .525 from the floor and .739 from the line ... led the Bulls in scoring twice, in rebounds 27 times and in assists three times ... posted 34 games with 10 or more points and two games with more than 20 points ... he grabbed 10-plus boards 28 times and was third on the team in double-doubles with 21 ... missed 30 games after surgery on his right hand to repair a torn ulna collateral ligament (12/18-02/17) ... missed one game with flu-like symptoms (03/15) ... sat out three games with a sprained right ankle (03/30-04/02) ... as a result of his injuries, he appeared on the team's Inactive List 33 times ... **2011** **PLAYOFFS:** Started all 16 games and recorded 8.7 ppg, 10.2 rpg, 2.5 apg, 2.06 bpg, 1.00 spg, 33.1 mpg and shot .411 from the field and .725 from the line ... posted four double-doubles.

**2009-10 (CHICAGO):** Played in 64 games (54 starts) and averaged 10.7 ppg, 11.0 rpg, 2.1 apg, 1.56 bpg and 30.1 mpg ... shot .504 from the field and .744 from the line ... established career highs in scoring, rebounds, assists, blocks, minutes played and field goal shooting ... was one of nine players in the NBA to average a double-double ... led the Bulls in scoring twice, in rebounds a team-high 41 times and in assists twice ... he scored 10-plus points 37 times, including three games with 20 or more points ... posted double-digit rebound totals in a team-high 39 games ... led the Bulls with 28 double-doubles ... grabbed a game-high 14 rebounds to go along with his seven points, five assists and three blocks in a career-high 45:51 versus DET (12/02) ... scored 12 points and grabbed a career-best 21 rebounds versus DEN (10/10) ... scored a career-high 21 points (10-12 FG) and added 16 rebounds, four blocks and three assists versus CHA (11/07) ... recorded 16 points (7-10 FG), 10 rebounds, four assists and two blocks at BOS (10/30) ... posted 10 points and 10 boards in 29:56 versus SAN (10/29) ... missed 18 games with Left Foot Plantar Fasciitis (01/23, 02/05-02/19, 03/19) ... **2010** **PLAYOFFS:** Started all five games for the Bulls, and averaged 14.8 ppg, 13.0 rpg, 2.6 apg, 1.80 spg, 1.40 bpg, 37.6 mpg and shot .528 from the field and .947 from the line (18-19 FT).

**2008-09 (CHICAGO):** Appeared in 80 games, with 55 starts, and averaged 6.7 ppg, 7.6 rpg (T-26th in the NBA), 1.38 bpg (15th in the NBA), 1.3 apg and 0.61 spg in 24.2 mpg ... shot career highs from the floor, .556 and from the line .676 ... registered a career-best nine double-doubles ... recorded 20 games with 10 or more rebounds ... notched a team-high 11 rebounds versus ATL (01/20) ... had seven points, a season-high 18 rebounds and three blocks at NY (01/19) ... recorded his first double-double of the year with a season-high 19 points (a career-high 11-13 FT) and 11 boards versus ORL (12/31) ... had eight points, seven boards and a season-high four blocks at NJ (12/27) ... grabbed nine rebounds (eight offensive) versus UTA (12/20) ... grabbed 14 rebounds versus PHO (11/07) ... posted two DNP-CDs ... **2009** **PLAYOFFS:** Started all seven games and averaged 10.1 ppg, a team-best 13.1 rpg (third in the NBA), 2.3 apg, 2.14 bpg (fourth in the NBA), 38.7 mpg and shot a team-high .510 from the field ... posted three double-doubles and six games with 10 or more boards ... scored 11 points, grabbed 17 boards and blocked three shots in Game 1 at BOS (04/18) ... tallied 13 points, eight rebounds, three assists and four blocks in Game 2 at BOS (04/20) ... finished with 12 points, 10 boards, three assists and three blocks in Game 4 versus BOS (04/26) ... posted 11 points and 17 rebounds in Game 5 at BOS (04/28).

**2007-08 (CHICAGO):** Appeared in 74 games as a rookie and started 31 times ... averaged 6.6 ppg, 5.6 rpg, 1.1 apg, 0.92 spg and 0.86 bpg in



207 mpg ... shot .482 from the floor and .691 from the free throw line ... in his 31 starting assignments, he averaged 9.2 ppg, 7.2 rpg, 1.4 apg, 1.23 spg and 1.16 bpg in 28.3 mpg ... registered eight double-doubles ... had 174 offensive rebounds - the fourth most by a rookie in franchise history ... 23 games of 10-plus points ... made his first career start versus MIN (01/29) and responded with 10 points and 13 boards.

**CAREER TRANSACTIONS:** Selected in the first round (ninth overall) by Chicago in the 2007 NBA Draft (06/28/07) ... signed to a contract extension by the Bulls (10/05/10).

**COLLEGE CAREER:** Helped lead the University of Florida to back-to-back national championships in 2006 and 2007 ... named Most Outstanding Player of the 2006 NCAA Tournament Final Four ... was Second Team All-America as a junior and named First Team All-SEC his sophomore and junior years ... set the NCAA Tournament record for blocked shots in a single tournament with 29 ... ended his college career with 1,124 points, good for 34th in Florida's record books ... finished ranked second all-time at Florida in career field goal percentage (.612) and rejections (186) ... recorded 15 double-doubles as a Gator ... shot .600 or better every year he was at Florida (Frosh: .600, Soph: .627, Jr: .607) ... posted averages of 12.0 ppg, 8.4 rpg and 1.80 bpg and was selected to the SEC All-Tournament Team his junior year ... during his sophomore campaign, he posted a collegiate-best 14.2 ppg, 7.1 rpg and 2.40 bpg ... he led the SEC, and finished third in the NCAA, in field goal percent-

age at .627 ... scored 16 points (7-9 FG) and swatted an NCAA Championship Game record six shots against UCLA in 2006.

**PERSONAL:** Name is pronounced JO-keem Noah ... majored in Anthropology at Florida ... father, Yannick, was the 1983 French Open champion and a member of the International Tennis Hall of Fame ... mother, Cecilia Rodhe, was Miss Sweden in 1978 ... is an avid Bob Marley fan ... speaks fluent French ... established the Noah's Arc Foundation (NAF) to help children develop confidence and a stronger sense of self through a powerful combination of the physicality and discipline of sports and the open mindedness of art; NAF's mission is to empower children through the means of sports and arts ... in 2010 in Queens, NY, he hosted the Second Annual Stickman Classic Basketball Tournament, which provided local children the opportunity to play basketball while developing artistic skills through complimentary courses in ceramics and other disciplines (all art instruction was provided by his mother, Cecilia Rodhe) ... while he was injured in January 2011, he invited a dozen local children to celebrate MLK Day and join him in the Bulls' locker room and watch Chicago's Martin Luther King, Jr. Day matinee victory over the Memphis Grizzlies ... made a personal food donation to the Chicago Bulls and Midway Moving & Storage Holiday Food Drive benefiting the Greater Chicago Food Depository ... hosted a tribute event in honor of Dr. Martin Luther King, Jr. at the MLK Boys and Girls Club in Chicago ... participated in Basketball without Borders 2009 in Johannesburg, South Africa ... took part in the Kanye West Foundation's Back to School Event for more than 350 students.

**CAREER REGULAR SEASON STATISTICS:**

YEAR	TEAM	G	MIN	FG	FGA	PCT	3FG	3FGA	PCT	FT	FTA	PCT	OFF	DEF	TOT	A	PF	DQ	STL	TO	BLK	PTS	RPG	APG	PPG
07-08	CHI	74	1534	177	367	.482	0	1	.000	134	194	.691	174	242	416	84	173	0	68	89	64	488	5.6	1.1	6.6
08-09	CHI	80	1938	207	372	.556	0	1	.000	123	182	.676	244	362	606	106	238	6	49	82	110	537	7.6	1.3	6.7
09-10	CHI	64	1924	262	520	.504	0	0	.000	163	219	.744	220	484	704	132	198	1	32	117	100	687	11.0	2.1	10.7
10-11	CHI	48	1576	211	402	.525	0	1	.000	139	188	.739	182	316	498	107	156	2	48	90	72	561	10.4	2.2	11.7
11-12	CHI	64	1945	249	490	.508	0	1	.000	154	206	.748	242	387	629	160	162	1	41	92	92	652	9.8	2.5	10.2
<b>TOTALS</b>		<b>330</b>	<b>8917</b>	<b>1106</b>	<b>2151</b>	<b>.514</b>	<b>0</b>	<b>4</b>	<b>.000</b>	<b>713</b>	<b>989</b>	<b>.721</b>	<b>1062</b>	<b>1791</b>	<b>2853</b>	<b>589</b>	<b>927</b>	<b>10</b>	<b>238</b>	<b>470</b>	<b>438</b>	<b>2925</b>	<b>8.6</b>	<b>1.8</b>	<b>8.9</b>

**CAREER POSTSEASON STATISTICS:**

YEAR	TEAM	G	MIN	FG	FGA	PCT	3FG	3FGA	PCT	FT	FTA	PCT	OFF	DEF	TOT	A	PF	DQ	STL	TO	BLK	PTS	RPG	APG	PPG
08-09	CHI	7	271	26	51	.510	0	0	.000	19	25	.760	28	64	92	16	31	1	6	8	15	71	13.1	2.3	10.1
09-10	CHI	5	188	28	53	.528	0	0	.000	18	19	.947	20	45	65	13	20	0	9	15	7	74	13.0	2.6	14.8
10-11	CHI	16	529	51	124	.411	0	0	.000	37	51	.725	68	95	163	40	63	1	16	19	33	139	10.2	2.5	8.7
11-12	CHI	3	99	19	26	.731	0	0	.000	7	11	.636	9	19	28	9	5	0	2	1	4	45	9.3	3.0	15.0
<b>TOTALS</b>		<b>31</b>	<b>1087</b>	<b>124</b>	<b>254</b>	<b>.488</b>	<b>0</b>	<b>0</b>	<b>.000</b>	<b>81</b>	<b>106</b>	<b>.764</b>	<b>125</b>	<b>223</b>	<b>348</b>	<b>78</b>	<b>119</b>	<b>2</b>	<b>33</b>	<b>43</b>	<b>59</b>	<b>329</b>	<b>11.2</b>	<b>2.5</b>	<b>10.6</b>

**SEASON/CAREER/PLAYOFF HIGHS:**

	2011-12	CAREER	PLAYOFFS
<b>PTS</b>	22 vs. Sacramento (02/14/12)	26 at Boston (11/05/10)	25 at Cleveland (04/19/10)
<b>MIN</b>	42 vs. Atlanta (02/20/12)	49 at Boston (11/05/10)	45 two times
<b>FG</b>	10 at Milwaukee (03/07/12)	10 two times	10 at Cleveland (04/19/10)
<b>FGA</b>	15 two times	16 vs. L.A. Lakers (12/15/09)	18 at Cleveland (04/19/10)
<b>3FG</b>	N/A	N/A	N/A
<b>3FGA</b>	1 vs. Phoenix (01/17/12)	1 four times	N/A
<b>FT</b>	9 at L.A. Clippers (12/30/11)	11 vs. Orlando (12/31/08)	8 vs. Indiana (04/26/11)
<b>FTA</b>	10 two times	13 two times	9 vs. Indiana (04/26/11)
<b>OFF. REB</b>	13 at Detroit (04/15/12)	14 vs. L.A. Lakers (12/15/09)	8 three times
<b>DEF. REB</b>	13 vs. Indiana (03/05/12)	17 at New York (12/22/09)	13 two times
<b>REB</b>	18 at Philadelphia (03/04/12)	21 three times	20 vs. Cleveland (04/25/10)
<b>AST</b>	10 vs. Milwaukee (02/22/12)	10 vs. Milwaukee (02/22/12)	6 two times
<b>STL</b>	3 three times	4 eight times	3 four times
<b>BLK</b>	5 vs. Washington (04/16/12)	8 at Minnesota (01/25/09)	5 at Atlanta (05/06/11)

FRONT OFFICE BALL OPS PLAYERS THE NBA OPPONENTS 2011-12 SEASON RECORDS PLAYOFFS HISTORY COMMUNITY MEDIA CONTENTS



# VLADIMIR RADMANOVIC 77

**POSITION:** FORWARD **HT., WT.:** 6-10, 235

**YEARS PRO:** 11 **COUNTRY:** SERBIA

**BORN:** 11/19/80 **BELGRADE, SERBIA**

**2011-2012 (ATLANTA):** Played in 49 games (three starts) and averaged 4.5 ppg, 2.9 rpg and 1.1 apg in 15.4 mpg ... he shot .376 from the floor, .370 from downtown and .759 from the line ... scored in double-figures four times and had one double-digit rebound game ... as a starter, he averaged 8.0 ppg, 5.7 rpg and 1.7 apg (.320 from the field, .333 from behind the arc and 1.000 from the stripe ... ranked fifth on the club in 3FGM (50) ... led the team in scoring once and in assists twice ... grabbed a season-best 10 boards at SAC (03/11) ... made his first start of the year at NJ (01/09), and posted 14 points, six boards, two assists and one steal in a season-high 39 minutes ... knocked down a season-best 5-5 3FG on his way to a season-high 17 points versus CHI (01/07) ... missed one game (02/29) due to illness, and 10 contests due to a sore back (03/18-3/23, 03/28-04/07) ... **2012 PLAYOFFS:** He played a total of 15 minutes in two First Round games versus BOS.

**CAREER:** An 11-year veteran in the NBA, he has played in 712 regular season games (213 starts) for Seattle, the Los Angeles Clippers, the Los Angeles Lakers, Charlotte, Golden State and Atlanta ... he owns averages of 8.2 ppg, 3.9 rpg and 1.4 apg in 22.5 mpg ... for his career, he has shot .416 from the field, .380 from behind the arc and .759 from the stripe ... he has also played in 46 career playoff games and holds postseason averages of 7.3 ppg, 3.6 rpg, 1.2 apg, 21.2 mpg, .434 shooting from the floor, .385 from downtown and .735 from the free throw line ... entering the 2012-13 season, he ranked 32nd among active players in career 3FGM (966) and 75th all-time ... he has made over 100 3FG in a season five times in his career ... named to the 2001-02 NBA All-Rookie Second Team ... he participated in the 2005 Foot Locker Three-Point Shootout at NBA All-Star Weekend in Denver.

**2010-11 (GOLDEN STATE):** Saw action in 74 games (six starting assignments) for Golden State, and posted 51 ppg, 2.9 rpg and 1.1 apg in 15.8 mpg; he also shot .431 from the field, .405 from behind the arc and .882 from the line ... ranked 23rd in the NBA in three-point shooting ... in six starts, he tallied 6.7 ppg, 4.2 rpg, 1.2 apg, .432 from the field, .333 from behind the arc and .750 from the line ... he scored in double-figures nine times ... posted season highs with 16 points, six FGM and four 3FGM at SAC (03/14) ... recorded 15 points (5-10 FG, 3-5 3FG, 2-2 FT) at SAC (12/21), including a three-pointer at the end of regulation to send the game into overtime.

**2009-10 (CHARLOTTE/GOLDEN STATE):** Appeared in 41 games with the Bobcats and Warriors, averaging 6.2 ppg, 4.3 rpg, 1.1 apg, 21.7 mpg, .377 from the field and .741 from the line ... he recorded 4.9 ppg and 3.6 rpg, and shot .333 from the field, .318 from downtown and .667 from the line in eight games off the bench with the Bobcats, before

being dealt to the Warriors (11/16) ... in 33 games (20 starts) with GS, he put up 6.6 ppg, 4.5 rpg and 1.2 apg ... scored a season-high 20 points and tied a career best with six assists versus HOU (12/03) ... had one double-double on the year (14 points, 12 boards at DAL on 11/24) ... missed the final 35 games of the season with a sore right Achilles and missed 39 games overall due to injury.

**2008-09 (L.A. LAKERS/CHARLOTTE):** Saw action in 78 games (31 starts) with the Lakers and Bobcats, as he averaged 6.9 ppg, 2.8 rpg, 1.0 apg and 18.5 mpg; he shot .421 from the field, .401 from downtown and .741 from the line ... ranked 36th in the NBA in three-point shooting ... saw action in 46 games (28 starting assignments) with the Lakers, as he recorded 5.9 ppg and 2.5 rpg before being traded to the Bobcats on (02/07) ... with the Bobcats, he tallied 8.3 ppg, 3.3 rpg, 1.3 apg, .401 from the field, .357 from downtown and .645 from the line in 32 games (three starts) ... tied a career-best with five steals at MIA (12/23).

**2007-08 (L.A. LAKERS):** Posted 8.4 ppg, 3.3 rpg and a career-high 19 apg in 65 games (41 starts) ... ranked 21st in the NBA in three-point shooting ... tied his career highs with 14 rebounds at SAC (04/06) and four blocks versus CHA (01/30) ... scored in double-figures 27 times, including three 20-point outings ... had two double-doubles.

**2006-07 (L.A. LAKERS):** Tallied 6.6 ppg, 3.3 rpg and 1.2 apg in 55 games (15 starts) ... scored a season-high 27 points (5-9 3FG) in a season-best 39 minutes versus WAS (12/17) ... missed 24 games with a separated right shoulder (02/02-04/09).

**2005-06 (SEATTLE/L.A. CLIPPERS):** Averaged 9.8 ppg, 4.6 rpg and 1.8 apg in 77 games (27 starting assignments) with SEA and LAC ... put up 9.3 ppg, 4.0 rpg and 1.5 apg in 47 contests (16 starts) with the SuperSonics before being dealt to the Clippers (02/14) ... in 30 games (11 starts) with L.A., he recorded 10.7 ppg, 5.7 rpg, 2.1 apg and 1.00 spg ... scored a career-high 30 points and tied a career-best with eight 3FGM at NY (01/08) ... played a career-high 53 minutes at PHO (01/22).

**2004-05 (SEATTLE):** Averaged double-figures in scoring for the third consecutive year with 11.8 ppg in 63 games off the bench ... also tallied 4.6 rpg and 1.4 apg ... scored 10-plus points 35 times, including 10 games with 20 or more points.

**2003-04:** Posted career highs with 12.0 ppg, 5.3 rpg and 1.00 spg, also averaged 1.8 apg, in 77 games (38 starts) ... scored a season-high 25 points versus WAS (11/23) and at LAC (04/14) ... recorded then career highs of 14 rebounds at PHO (12/16) and five steals versus ATL (11/09) ... scored in double figures 47 times, including 13 games with 20 or more points.





**2002-03:** Saw action in 72 games (16 starts), tallying 10.1 ppg, 4.5 rpg and 1.3 apg ... scored in double-figures 35 times, including four games with 20 points or more.

**2001-02:** Named to the 2001-02 NBA All-Rookie Second Team after averaging 6.7 ppg, 3.8 rpg and 1.3 apg, and shooting .412 from the field, a career-best .420 from behind the arc and .681 from the line in 61 games (16 starts).

**CAREER TRANSACTIONS:** Selected by the Seattle SuperSonics in the first round (12th overall) of the 2001 NBA Draft ... traded by SuperSonics to the Los Angeles Clippers for Chris Wilcox (02/14/06) ... signed as a free agent with the Los Angeles Lakers (07/13/06) ... traded by the Lakers to the Charlotte Bobcats for Shannon Brown and Adam Morrison (02/07/09) ... traded by the Bobcats with Raja Bell to the Golden State Warriors for Stephen Jackson and Acie Law (11/16/09) ... signed as a free agent with the Atlanta Hawks (12/09/11) ... signed as a free agent with the Chicago Bulls (07/19/12).

**PERSONAL:** The son of Stevan and Andjelka Radmanovic ... has an older sister, Tatjana ... enjoys hanging out with friends and family,

the beach and traveling ... his favorite travel destinations are tropical locales including Hawaii, Mexico and the Dominican Republic ... he participated in the NBA's Basketball Without Borders program in South Africa during the summer of 2009 and 2010 ... in the spring of 2010, the Vladi Radmanovic Children's Foundation held its annual "Crossing Oceans For Children" dinner and auction at San Francisco's St. John The Baptist Serbian Church to benefit displaced children in Serbia-Montenegro ... an avid cook, his best dish is seafood pasta ... he plays and watches soccer ... his all-time favorite NBA player is Michael Jordan ... enjoys American movies and lists "Braveheart" as his favorite ... he was a beneficiary of UNICEF's efforts as a child growing up in Yugoslavia, and now works with the organization to educate children about the impact UNICEF has throughout the world and about his experience growing up in Yugoslavia during the war ... has supported the Trick-or-Treat for UNICEF for seven years and participated in the Crystal Snowflake lighting in Beverly Hills in November 2006 ... he visited two Belgrade orphanages during the summer of 2007 and started the Vladimir Radmanovic Foundation to support orphanages in both the United States and Serbia.

### CAREER REGULAR SEASON STATISTICS:

YEAR	TEAM	G	MIN	FG	FGA	PCT	3FG	3FGA	PCT	FT	FTA	PCT	OFF	DEF	TOT	A	PF	DQ	STL	TO	BLK	PTS	RPG	APG	PPG
01-02	SEA	61	1230	146	354	.412	66	157	.420	49	72	.681	45	185	230	81	119	0	56	72	24	407	3.8	1.3	6.7
02-03	SEA	72	1910	274	668	.410	104	293	.355	72	102	.706	76	247	323	97	136	0	64	100	22	724	4.5	1.3	10.1
03-04	SEA	77	2321	345	812	.425	140	377	.371	95	127	.748	104	302	406	142	187	1	80	109	42	925	5.3	1.8	12.0
04-05	SEA	63	1856	266	650	.409	128	329	.389	81	103	.786	52	237	289	86	172	2	57	80	31	741	4.6	1.4	11.8
05-06	SEA/LAC	77	1974	262	643	.407	138	354	.390	93	114	.816	64	294	358	136	210	3	61	93	29	755	4.6	1.8	9.8
06-07	LAL	55	986	134	316	.424	40	118	.339	53	73	.726	53	127	180	66	125	2	25	69	18	361	3.3	1.2	6.6
07-08	LAL	65	1483	198	437	.453	95	234	.406	52	65	.800	56	159	215	123	147	1	46	73	12	543	3.3	1.9	8.4
08-09	LAL/CHA	78	1445	196	466	.421	105	262	.401	43	58	.741	45	177	222	81	111	0	46	98	15	540	2.8	1.0	6.9
09-10	CHA/GS	41	891	103	273	.377	30	108	.278	20	27	.741	51	127	178	45	97	0	29	44	7	256	4.3	1.1	6.2
10-11	GS	74	1169	137	318	.431	70	173	.405	30	34	.882	64	148	212	79	157	1	44	57	44	374	2.9	1.1	5.1
11-12	ATL	49	755	74	197	.376	50	135	.370	22	29	.759	34	109	143	54	62	0	21	35	15	220	2.9	1.1	4.5
<b>TOTALS</b>		<b>712</b>	<b>16020</b>	<b>2135</b>	<b>5134</b>	<b>.416</b>	<b>966</b>	<b>2540</b>	<b>.380</b>	<b>610</b>	<b>804</b>	<b>.759</b>	<b>644</b>	<b>2112</b>	<b>2756</b>	<b>990</b>	<b>1523</b>	<b>10</b>	<b>529</b>	<b>830</b>	<b>259</b>	<b>5846</b>	<b>3.9</b>	<b>1.4</b>	<b>8.2</b>

### CAREER POSTSEASON STATISTICS:

YEAR	TEAM	G	MIN	FG	FGA	PCT	3FG	3FGA	PCT	FT	FTA	PCT	OFF	DEF	TOT	A	PF	DQ	STL	TO	BLK	PTS	RPG	APG	PPG
01-02	SEA	5	113	14	32	.438	7	13	.538	3	3	1.000	6	12	18	5	11	0	1	5	1	38	3.6	1.0	7.6
04-05	SEA	6	123	13	35	.371	5	21	.238	1	2	.500	1	17	18	3	9	0	4	6	3	32	3.0	0.5	5.3
05-06	LAC	12	246	31	66	.470	19	41	.463	16	23	.696	9	39	48	13	35	0	7	8	6	97	4.0	1.1	8.1
07-08	LAL	21	481	67	151	.444	29	78	.372	5	6	.833	23	57	80	31	56	0	13	21	1	168	3.8	1.5	8.0
11-12	ATL	2	15	0	4	.000	0	3	.000	0	0	.000	0	1	1	1	3	0	0	0	0	0	0.5	0.5	0.0
<b>TOTALS</b>		<b>46</b>	<b>978</b>	<b>125</b>	<b>288</b>	<b>.434</b>	<b>60</b>	<b>156</b>	<b>.385</b>	<b>25</b>	<b>34</b>	<b>.735</b>	<b>39</b>	<b>126</b>	<b>165</b>	<b>53</b>	<b>114</b>	<b>0</b>	<b>25</b>	<b>40</b>	<b>11</b>	<b>335</b>	<b>3.6</b>	<b>1.2</b>	<b>7.3</b>

### SEASON/CAREER/PLAYOFF HIGHS:

	2011-12	CAREER	PLAYOFFS
<b>PTS</b>	17 two times	30 at New York (01/08/06)	23 vs. San Antonio (05/01/02)
<b>MIN</b>	39 at New Jersey (01/09/12)	53 at Phoenix (01/22/06)	38 vs. San Antonio (05/01/02)
<b>FG</b>	5 two times	11 three times	8 vs. San Antonio (05/01/02)
<b>FGA</b>	11 at New Jersey (01/09/12)	20 vs. Memphis (03/28/03)	13 at Denver (04/28/08)
<b>3FG</b>	5 vs. Chicago (01/07/12)	8 two times	5 two times
<b>3FGA</b>	11 at New Jersey (01/09/12)	14 at L.A. Lakers (01/25/05)	8 at Sacramento (04/29/05)
<b>FT</b>	5 vs. Miami (01/05/12)	7 four times	3 two times
<b>FTA</b>	6 vs. Miami (01/05/12)	8 three times	5 vs. Denver (04/24/06)
<b>OFF. REB</b>	4 at Washington (03/24/12)	7 at Dallas (03/02/04)	3 five times
<b>DEF. REB</b>	8 at Sacramento (03/11/12)	13 at Utah (03/03/06)	8 at San Antonio (05/25/08)
<b>REB</b>	10 at Sacramento (03/11/12)	14 two times	10 at Boston (06/08/08)
<b>AST</b>	5 at New Jersey (12/27/11)	6 four times	6 vs. Denver (04/20/08)
<b>STL</b>	4 at New Jersey (12/27/11)	5 two times	2 five times
<b>BLK</b>	2 at Chicago (02/20/12)	4 vs. Miami (12/07/01)	2 three times





## NATE ROBINSON 2

**POSITION:** GUARD

**HT., WT.:** 5-9, 180

**YEARS PRO:** 7

**COLLEGE:** WASHINGTON

**BORN:** 05/31/1984

**SEATTLE, WASHINGTON**

**2011-2012 (GOLDEN STATE):** Signed as a free agent (01/04/12) ... played in 51 games (nine starts) and averaged 11.2 ppg, a career-high 4.5 apg, 2.0 rpg, 1.16 spg, 23.4 mpg and shot .424 from the field, .365 from behind the arc and .832 from the line ... ranked sixth in the NBA in assists per turnover (3.08) ... was one of three players in the NBA (along with Manu Ginobili and Kemba Walker) who averaged at least 10.0 ppg and 4.0 apg off the bench ... in nine starts, he averaged 12.3 ppg, 6.3 apg, 2.4 rpg and 1.89 spg in 30.1 mpg ... scored 10 or more points 28 times, including 20 or more points seven times ... recorded double-digits in assists three times ... recorded two double-doubles ... scored a season-high 30 points and added seven assists versus SAN (04/16) ... scored 28 points, to go with eight assists and five boards at LAC (04/16) ... missed one game with a strained left groin (02/07) and eight due to a strained right hamstring (03/25-03/27, 04/18-04/26).

**CAREER:** A veteran of seven seasons in the NBA, he has suited up for New York, Boston, Oklahoma City and Golden State ... has played in 448 regular season contests (81 starts) and holds career averages of 11.2 ppg, 2.8 apg, 2.5 rpg, 0.90 spg, 23.0 mpg, 425 from the field, .354 from behind the arc and .798 from the line ... in 81 career starts, he holds averages of 15.5 ppg, 3.9 apg and 3.8 rpg ... has appeared in 20 career playoff games where he has recorded 4.0 ppg, 0.9 apg, 7.0 mpg and shooting averages of .366 from the field, .333 from downtown and .824 from the line ... is the only player in NBA history to win the NBA Slam Dunk Contest three times (2006, 2009, 2010).

**2010-11 (BOSTON/OKLAHOMA CITY):** Appeared in 59 games (11 starts), and averaged 6.8 ppg, 1.5 rpg and 1.9 apg in 17.2 mpg ... averaged 7.1 ppg, 1.6 rpg and 1.9 apg in 17.9 mpg in 55 games (11 starts) with Boston prior to being traded to Oklahoma City (02/24) ... in 11 starts with Boston, he recorded 12.8 ppg, 3.1 rpg and 4.1 apg in 33.2 mpg ... appeared in four regular season games with the Thunder following the trade, and tallied 3.3 ppg and 1.5 apg in 7.5 mpg ... underwent arthroscopic surgery on his right knee (03/04) ... **2011 PLAYOFFS:** Appeared in three games with the Thunder and produced 2.7 ppg in 4.0 mpg.

**2009-10 (NEW YORK/BOSTON):** Appeared in 56 games (two starts), averaging 10.1 ppg, 2.0 rpg and 2.9 apg, while shooting .390 from behind the arc ... in 30 games (two starts) with New York prior to a trade to Boston, he averaged 13.2 ppg, 3.7 apg and 2.4 rpg in 24.4 mpg ... in 26 games with Boston, he averaged 6.5 ppg, 2.0 apg, and 1.5 rpg in 14.7 mpg ... made two starts, averaging 19.5 ppg, 6.5 apg and 4.0 rpg ... scored 41 points, along with eight assists and six rebounds in 38 minutes off the bench in an overtime win at ATL

(01/01) ... became the first ever three-time winner of the Slam Dunk contest at NBA All-Star Weekend in Dallas (also won in 2009 and 2006) ... **2010 PLAYOFFS:** Appeared in 17 playoff games for Boston en route to an NBA Finals appearance, averaging 4.2 ppg and 1.1 apg in 7.5 mpg ... tallied a playoff career-high 13 points in 13 minutes of the deciding Game 6 in the Eastern Conference Finals ... contributed 12 points in 17 minutes off the bench in Game 4 of the NBA Finals against LAL.

**2008-09 (NEW YORK):** Appeared in 74 games (11 starts), and averaged career-highs of 17.2 ppg, 3.9 rpg, 4.1 apg and 1.28 spg in 29.9 mpg ... in 11 starts, he averaged 21.0 ppg, 5.6 rpg and 5.0 apg in 38.0 mpg ... finished third in voting for the 2008-09 NBA Sixth Man of the Year Award ... earned the second Slam Dunk crown of his career at NBA All-Star Weekend in Phoenix ... scored 20-plus points 26 times, 30-plus points nine times and 40-plus points once, a season-high 41 versus IND (02/23) ... had three 10-plus rebound games, the first of his career, and one 10-plus assist game (career-high 15 at LAC, 02/11) ... scored 20-plus in a half five times ... his 16.3 ppg in 63 games off the bench ranked second in the NBA only to Jason Terry's 19.3 ppg in 63 games ... became the first player to score 30-plus points off the bench on back-to-back days (32 at MIL, 03/10; 30 at DET, 03/11) since Milwaukee's Ricky Pierce in 1990 ... in an overtime game against LAC (02/11), he recorded 33 points, 15 assists, nine rebounds, five steals and one turnover in 42 minutes, the first 30-point, 15-assist game for the Knicks since Walt Frazier (02/18/69) and the first 30-point, 15-assist, nine-rebound, five-steal game in the NBA since Magic Johnson (03/29/81) ... equaled Bob McAdoo's team-record 41 points off the bench versus IND (02/23) ... missed eight games due to injury (seven with a strained groin and one with a sprained left ankle).

**2007-08 (NEW YORK):** Appeared in 72 games (17 starts), where he averaged 12.7 ppg, 3.1 rpg and 2.9 apg in 26.2 mpg ... in 17 starting assignments, he averaged 16.2 ppg, 4.3 rpg and 3.5 apg in 35.0 mpg ... registered a career-high 45 points in 52 minutes versus POR (03/08) ... scored 20-plus 13 times ... had the Knicks' only 10-plus assist game of the season with 10 at CHI (01/08) ... missed six games due to injury and was a DNP-CD four times.

**2006-07 (NEW YORK):** Appeared in 64 games (five starts), and averaged 10.1 ppg, 2.4 rpg and 1.4 apg in 21.2 mpg ... averaged 22.2 ppg, 3.0 rpg, 2.6 apg and 3.8 3FGM (.463 3FG) in five starts ... scored 20-plus points seven times and 30-plus twice ... was runner-up in the Slam Dunk Contest at NBA All-Star Weekend in Las Vegas, losing to Boston's Gerald Green ... missed four games due to illness and was a DNP-CD four times.



**2005-06 (NEW YORK):** Appeared in 72 games (26 starts), averaging 9.3 ppg (ninth among rookies), 2.3 rpg and 2.0 apg (ninth) in 21.4 mpg, while shooting a career-best .397 from behind the arc ... in 26 starts, he averaged 13.2 ppg, 3.5 rpg and 2.9 apg, while hitting .500 from behind the three-point line ... his 26 starts were the most by a Knicks rookie since Mark Jackson started 80 in 1987-88 ... won the Rising Stars Slam Dunk Contest at NBA All-Star Weekend in Houston ... set a Knicks rookie record with 58 3FGM and set the team's single-game record with six 3FGM at CLE (04/13) ... hit a team-high 27 consecutive free throws (01/08-01/25).

**CAREER TRANSACTIONS:** Selected by Phoenix in the first round of the 2005 NBA Draft (21st overall) ... his draft rights were traded, along with Quentin Richardson to New York in exchange for Kurt Thomas and Dijon Thompson (06/28/05) ... traded by New York, along with Marcus Landry to Boston in exchange for J.R. Giddens, Eddie House, Bill Walker and a 2014 second-round draft pick (02/18/10) ... traded by Boston along with Kendrick Perkins to Oklahoma City, in exchange for Jeff Green, Nenad Krstic, cash and a 2012 first-round draft pick (02/24/11) ... waived by the Thunder (12/24/11) ... signed as a free agent with the Golden State Warriors (01/04/12) ... signed as a free agent with the Bulls (07/31/12).

**COLLEGE CAREER:** Named Third Team All-American by AP and NABC as a junior ... earned First Team All-Pac 10 honors his sophomore and junior seasons ... finished his collegiate career as Washington's 18th all-time leading scorer with 1,283 points ... also

ranked fourth in 3FGM with 127 and third in steals with 140 ... ranked sixth in the Pac-10 in scoring with 16.4 ppg his junior season and fourth in assists with 4.5 apg ... his 159 assists his junior year were the third-most single-season total in Husky history ... helped Washington advance to the second round of the 2005 NCAA Tournament ... led the team with 13.2 ppg, 1.71 spg and .853 from the line his sophomore season ... also led the team in scoring his freshman campaign with 13.0 ppg.

**PERSONAL:** Full name is Nathaniel Cornelius Robinson ... is the oldest of seven siblings ... has two sons, Nahmier and Ny'ale Cameron, and one daughter, Navvi Caiann ... attended Logan High School in Union City, Calif., for one year before transferring to Rainier Beach (Wash.), where he played alongside Jamal Crawford ... helped Rainier Beach to a record of 28-13 his senior season, and led the team to the state title in 2001-02, as he averaged 17.9 ppg ... played 13 football games for Washington in 2002 before his father convinced him to give up football for basketball ... father, Jacque Robinson, was a tailback at Washington from 1981-84 and totaled over 2,300 career yards in a collegiate career that saw him named MVP of both the Rose Bowl (1982) and Orange Bowl (1985) ... dunked for the first time (a volleyball) at the age of 13 while in the eighth grade ... hosts his annual Nate Robinson Basketball Camp in Seattle at the Mercer Island Community Center, where he gives out camp scholarships to area children ... declared himself an early-entry candidate for the 2005 NBA Draft following his junior season at Washington.

**CAREER REGULAR SEASON STATISTICS:**

YEAR	TEAM	G	MIN	FG	FGA	PCT	3FG	3FGA	PCT	FT	FTA	PCT	OFF	DEF	TOT	A	PF	DO	STL	TO	BLK	PTS	RPG	APG	PPG
05-06	NY	72	1544	230	565	.407	58	146	.397	152	202	.752	56	111	167	147	201	5	59	114	1	670	2.3	2.0	9.3
06-07	NY	64	1356	227	523	.434	83	213	.390	108	139	.777	55	97	152	90	160	2	50	72	6	645	2.4	1.4	10.1
07-08	NY	72	1883	331	782	.423	97	292	.332	154	196	.786	51	171	222	212	186	2	60	103	1	913	3.1	2.9	12.7
08-09	NY	74	2209	449	1028	.437	125	385	.325	249	296	.841	98	192	290	301	206	0	95	139	6	1272	3.9	4.1	17.2
09-10	NY/BOS	56	1116	215	493	.436	87	223	.390	50	67	.746	28	82	110	163	116	1	49	73	5	567	2.0	2.9	10.1
10-11	BOS/OKC	59	1013	150	376	.399	65	200	.325	36	44	.818	15	75	90	111	115	1	29	68	4	401	1.5	1.9	6.8
11-12	GS	51	1192	205	484	.424	66	181	.365	94	113	.832	15	85	100	231	118	0	59	75	2	570	2.0	4.5	11.2
<b>TOTALS</b>		<b>448</b>	<b>10313</b>	<b>1807</b>	<b>4251</b>	<b>.425</b>	<b>581</b>	<b>1640</b>	<b>.354</b>	<b>843</b>	<b>1057</b>	<b>.798</b>	<b>318</b>	<b>813</b>	<b>1131</b>	<b>1255</b>	<b>1102</b>	<b>11</b>	<b>401</b>	<b>644</b>	<b>25</b>	<b>5038</b>	<b>2.5</b>	<b>2.8</b>	<b>11.2</b>

**CAREER POSTSEASON STATISTICS:**

YEAR	TEAM	G	MIN	FG	FGA	PCT	3FG	3FGA	PCT	FT	FTA	PCT	OFF	DEF	TOT	A	PF	DO	STL	TO	BLK	PTS	RPG	APG	PPG
09-10	BOS	17	128	24	64	.375	11	33	.333	12	15	.800	4	10	14	18	16	0	6	7	1	71	0.8	1.1	4.2
10-11	OKC	3	12	2	7	.286	2	6	.333	2	2	1.000	0	0	0	1	1	0	0	0	0	8	0.0	0.3	2.7
<b>TOTALS</b>		<b>20</b>	<b>140</b>	<b>26</b>	<b>71</b>	<b>.366</b>	<b>13</b>	<b>39</b>	<b>.333</b>	<b>14</b>	<b>17</b>	<b>.824</b>	<b>4</b>	<b>10</b>	<b>14</b>	<b>19</b>	<b>17</b>	<b>0</b>	<b>6</b>	<b>7</b>	<b>1</b>	<b>79</b>	<b>0.7</b>	<b>1.0</b>	<b>4.0</b>

**SEASON/CAREER/PLAYOFF HIGHS:**

	2011-12	CAREER	PLAYOFFS
<b>PTS</b>	30 vs. San Antonio (04/16/12)	45 vs. Portland (03/08/08)	13 vs. Orlando (05/28/10)
<b>MIN</b>	39 vs. Milwaukee (03/16/12)	52 two times	17 vs. L.A. Lakers (06/10/10)
<b>FG</b>	11 vs. San Antonio (04/16/12)	18 at Atlanta (01/01/10)	4 two times
<b>FGA</b>	20 vs. San Antonio (04/16/12)	28 two times	10 two times
<b>3FG</b>	5 at L.A. Lakers (04/01/12)	8 vs. Portland (03/22/07)	2 three times
<b>3FGA</b>	8 at L.A. Clippers (04/14/12)	13 at Milwaukee (04/07/07)	6 vs. Orlando (05/28/10)
<b>FT</b>	14 vs. Miami (01/10/12)	15 vs. Indiana (02/23/09)	3 two times
<b>FTA</b>	14 vs. Miami (01/10/12)	19 vs. Indiana (02/23/09)	4 two times
<b>OFF. REB</b>	3 at L.A. Clippers (04/14/12)	5 three times	1 four times
<b>DEF. REB</b>	5 two times	8 at Milwaukee (11/21/08)	3 at L.A. Lakers (06/15/10)
<b>REB</b>	5 four times	10 three times	4 at L.A. Lakers (06/15/10)
<b>AST</b>	11 vs. Boston (03/14/12)	15 at L.A. Clippers (02/11/09)	4 two times
<b>STL</b>	4 two times	5 four times	1 four times
<b>BLK</b>	1 two times	2 two times	1 at Orlando (05/26/10)



## DERRICK ROSE |

**POSITION:** GUARD      **HT., WT.:** 6-3, 190  
**YEARS PRO:** 4      **COUNTRY:** MEMPHIS  
**BORN:** 10/04/88      **CHICAGO, ILLINOIS**

**2011-2012 (CHICAGO):** Played in 39 games (all starts) and averaged a team-high 21.8 ppg and 7.9 apg, as well as 3.4 rpg, 0.90 spg, 35.3 mpg and shot .435 from the field, .312 from behind the arc and .812 from the free throw line ... led the team in scoring 23 times, in rebounds once and in assists 32 times ... recorded 35 games with 10-plus points, including 23 contests with 20-plus points and 10 games with 30-plus points ... dished out 10 or more assists in a game nine times, resulting in nine double-doubles ... named NBA Eastern Conference Player of the Week for the second time on the season (03/05) ... voted in as a starter to the NBA All-Star game (his third All-Star selection) ... was named Eastern Conference Player of the Week (01/15) ... hit the game-winning basket with :04.8 to play in Chicago's 88-87 win at LAL (12/25) ... missed 26 games due to various injuries (five games with a left toe sprain: 01/11, 01/16-01/21; five games with a sore lower back: 02/10-02/18; 12 games with a sore right groin: 03/14-04/05; four games with a sore right ankle/right foot: 04/10, 04/16-04/19) ... **2012 PLAYOFFS:** Appeared in Game 1 versus PHI (04/28) before tearing his left Anterior Cruciate Ligament; he finished with 23 points, nine rebounds, nine assists, one block and one steal.

**CAREER:** He has appeared in 279 games, including 278 starts, over three seasons with Chicago and has averaged 21.0 ppg, 6.8 apg, 3.8 rpg, 0.87 spg in 36.8 mpg and has shot .464 from the field, .310 from downtown and .815 from the charity stripe ... in four trips to the playoffs, he has appeared in 29 playoff contests and has averaged 25.1 ppg, 7.3 apg, 4.8 rpg and 1.07 spg in 41.8 mpg ... has also shot .425 from the floor and .825 from the line ... is a three-time NBA All-Star (two-time starter) ... scored 14 points (6-8 FG) and added three assists in 18:17 at the 2012 NBA All-Star Game in Orlando ... selected the 2010-11 NBA MVP, and became the youngest player ever to be named league MVP (22 years-191 days old) ... also earned All-NBA First Team honors in 2010-11 ... is the youngest NBA All-Star in team history and was the first Chicago Bulls player to be named to an All-Star Game (2010) since Michael Jordan in 1998 ... in 17:30 of play, he tallied six points, five assists and two steals for the 2010 Eastern Conference All-Stars ... was the starting point guard for the U.S.A. squad that claimed the gold medal at the 2010 FIBA World Championships in Istanbul, Turkey, where he averaged 7.2 ppg, 3.2 apg and 2.1 rpg in 23.1 mpg, and shot .458 from the field.

**2010-11 (CHICAGO):** He started 81 games and posted averages of 25.0 ppg, 7.7 apg, 4.1 rpg, 1.05 spg and 37.4 mpg, and shooting averages of .445 from the field, .332 from behind the arc and .858 from the line ... selected as the 2010-11 NBA MVP, and became the youngest

player ever to be named league MVP (22 years-191 days old) ... also earned All-NBA First Team honors ... led the Bulls in scoring a team-high 54 times, in rebounds twice and in assists a team-best 70 times ... scored in double-figures 80 times, including 20 or more points 62 times, 30-plus points 23 times and 40-plus points twice ... ranked second on the team with 23 double-doubles (the most by a Bulls guard since Scottie Pippen posted 27 in 1994-95), including 19 point-assist double-doubles and four point-rebound double-doubles ... posted his first career triple-double at MEM (01/17) with 22 points, 12 assists and 10 boards ... joined Michael Jordan and Bob Love as the only Bulls players to score 2,000 points in a single season ... he became the fifth player in NBA history to post 2,000 points, 600 assists and 300 rebounds in a single season (along with Oscar Robertson, John Havlicek, Michael Jordan and LeBron James) ... became the seventh player in NBA history to average 25.0 ppg, 7.5 apg and 4.0 rpg in a single season (along with Oscar Robertson, Jerry West, Larry Bird, Michael Jordan, Dwyane Wade and LeBron James) ... was Chicago's first All-Star starter since Michael Jordan in 1998 when he was voted in as a starter for the game in Los Angeles, where he played a total of 29:57 (second most on the East) and posted 11 points, five assists and three boards ... was the only player in the NBA to rank in the top 10 in scoring (seventh) and assists (10th), also finished the season ranked third in FGA, fourth in points, fifth in FGM, eighth in assists, ninth in minutes played, ninth in 3FGA, ninth in FTs, 11th in FTA and 14th in mpg ... earned Eastern Conference Player of the Month honors for March ... recorded his first career triple-double with 22 points, 12 assists and 10 boards at MEM (01/17) ... **2010-11 PLAYOFFS:** Played in 16 games, as he led the Bulls to the Eastern Conference Finals for the first time since 1998 ... averaged 21.1 ppg, 7.7 apg, 4.3 rpg, 1.38 spg, .396 from the field, .248 from downtown and .828 from the stripe in 40.6 mpg.

**2009-10 (CHICAGO):** Appeared in 78 games (all starts) during his sophomore campaign and averaged 20.8 ppg (7-12 in the NBA), 6.0 apg (11th), 3.8 rpg, 0.73 spg, .489 from the field (36th), .267 from downtown and .766 from the charity stripe ... led the team in scoring 38 times (team high) and in assists 59 times (team high) ... scored 20 or more points a team-high 44 times and 30 or more eight times ... recorded six double-doubles and six games with 10 or more assists ... earned Eastern Conference Player of Week (12/28-01/03) when he averaged 26.7 ppg, 5.7 apg and 5.0 rpg and was the first Bulls player to post a 30-point, five-rebound, five-assist game since 2008 (Kirk Hinrich) when he posted 30 points, six



boards and seven assists versus ORL (01/02) ... scored a then career-high 37 points, along with nine rebounds and six assists versus WAS (01/15) ... **2010 PLAYOFFS:** Started all five games for the Bulls against Cleveland, and posted 26.8 ppg, 7.2 apg, 3.4 rpg, 42.4 mpg, and shot .456 from the field and .818 from the line.

**2008-09 (CHICAGO):** Appeared in 81 games on the year (80 starts), and averaged 16.8 ppg, 6.3 apg, 3.9 rpg, 0.81 spg, 37.0 mpg, .475 from the field, .222 from downtown and .789 from the line ... led the team in scoring 18 times, in rebounds four times and in assists 61 times ... scored 20 or more points 32 times ... dished out 10 or more assists six times and grabbed 10 or more rebounds two times ... among Bulls rookies in team annals, he ranks second in minutes played, and third in points, points per game, assists, field goals made and field goal attempts ... was named the 2008-09 T-Mobile Rookie of the Year ... became the third Bulls rookie to ever win Rookie of the Year (co-winner Elton Brand 1999-00 and Michael Jordan 1984-85) ... earned NBA Eastern Conference Rookie of the Month honors for November, December, and March (no other rookie claimed the award more than two times) ... was crowned the champion of the 2009 PlayStation® Skills Challenge over All-Star Weekend in Phoenix, beating out Tony Parker, Devin Harris and Mo Williams ... finished with four points and a team-high seven assists in 20:34 minutes in the T-Mobile Rookie Challenge & Youth Jam ... among all rookies he ranked second in scoring, first in assists, second in minutes, fourth in shooting, seventh in free-throw shooting, eighth in steals and ninth in rebounds ... his nine assists in his NBA debut are tied for the second-most by a No. 1 pick in his pro debut since the common draft began in 1966 (Jimmy Walker with 10 in 1967 and LeBron James with nine in 2003) ... scored 20 of his team-high 25 points in the second half when he made all 10 of his second-half field goal attempts in the Bulls' 103-96 win at OKC, he was the first NBA player to go 10-for-10 or better in the second half of a game since Dwight Howard went 10-for-10 FG (03/14/07) at OKC (03/18) ... tallied 21 points, six assists and four boards at NO (02/04) ... posted 26 points, six rebounds and four assists at PHO (01/31) ... dished out a team-high 11 assists at SAC (01/30) ... recorded 21 points (9-13 FG), a team-best six assists and four boards at LAC (01/28) ... posted team highs of 20 points and eight assists at NY (01/19) ... put up 16 points and six assists versus CLE (01/15) ... notched his sixth double-double of the year with a team-high 25 points and 10 assists at TOR (01/14) ... posted his fifth double-double with 13 points and 10 rebounds versus POR (01/12) ... scored 22 points and added five assists and four boards versus MIN (01/03) ... became the fifth Bulls rookie to record at least 20 points and 10 assists in the same game, joining Michael Jordan, Reggie Theus, Kirk Hinrich and Jay Williams, when he netted his fourth double-double of the year with 21 points and a season-best 13 assists at NJ (12/29) ... set a season high with 27 points (12-19 FG) and added seven assists and four boards at ATL (12/27) ... posted 24 points, five rebounds and three assists versus UTH (12/20) ... had 16 points and seven assists versus LAC (12/17) ... finished with 22 points, six assists and six boards versus NJ (12/13) ... recorded his third double-double of the year with 12 points and 11 assists, along with four boards at MEM (12/12) ... posted 15 points and dished out a team-high seven assists versus NY (12/09) ... had 15 points and eight

assists versus WAS (12/06) ... scored 18 points, dished out nine assists and had a season-high four steals at MIL (12/03) ... scored a team-high 24 points and grabbed six boards versus PHI (12/02) ... posted his second double-double of the year with 18 points and 10 assists at PHI (11/30) ... notched a team-high 25 points to go along with his team-high nine assists at UTH (11/24) ... finished with 15 points, six assists and a season-high two blocks at DEN (11/23) ... scored 23 of his 25 points in the second half and added five assists at GS (11/21) ... tallied 25 points and nine assists at LAL (11/18) ... became the first Bulls rookie since Michael Jordan in 1984-85 to score 10 or more points in the first 10 games of his rookie season versus IND (11/15), when he scored a game-high 23 points and added eight assists ... posted the first double-double of his career with 26 points and 10 boards, while also dishing out a team-high six assists versus ATL (11/11) ... scored 18 points and dished out six assists versus PHO (11/07) ... posted 20 points and seven assists at CLE (11/05) ... with his game-high 26 points and six boards versus MEM (11/01), he became the first Bulls rookie since Michael Jordan in 1984-85 to score 26-or-more points in the first three games of his rookie season ... in his NBA debut versus MIL (10/28), he finished with 11 points, nine assists and three steals, and joined LeBron James as just the second player to record at least 11 points, nine assists and three steals in his NBA debut (dating back to 1973 when the NBA began recording steals for individual players) ... missed one game due to a right wrist contusion (03/24) ... **2009 PLAYOFFS:** Started all seven games and averaged 19.7 ppg, a team-high 6.4 apg (eighth in NBA), 6.3 rpg, a team-high and NBA postseason-high 44.7 mpg and shot .492 from the field and .800 from the line ... posted 28 points, eight rebounds and seven assists in 59:26 minutes of action in Game 6 versus BOS (04/30) ... scored 14 points to go along with his eight boards and six assists in Game 5 at BOS (04/28) ... nearly notched a triple-double with team highs in points (23), rebounds (11) and assists (nine) in 48:44 minutes of play in Game 4 versus BOS (04/26) ... scored 10 points, handed out seven assists, grabbed six boards and blocked two shots in Game 2 at BOS (04/20) ... tied Lew Alcindor's NBA-playoff record for most points by a rookie in his playoff debut with 36 points (12-19 FG, 11-11 FT), and added 11 assists, three rebounds and one steal in 49:33 of play in Game 1 at BOS (04/18) ... became just the second player in NBA playoff history, joining Chris Paul, to post 35 or more points and 10 or more assists in his playoff debut.

**CAREER TRANSACTIONS:** Selected in the first round (first overall) by the Chicago Bulls in the 2008 NBA Draft (06/26/08) ... re-signed by Chicago (12/21/11).

**COLLEGE CAREER:** Named Third Team All-American by the AP and the NABC ... earned First Team All-Conference USA honors ... named Conference USA Freshman of the Year and earned All-Freshman Team honors ... selected as a finalist for the Wooden Award ... appeared in all 40 games (39 starts) for a Memphis squad that went 38-2 and set an NCAA men's basketball record for wins in a season ... led the team in assists (4.7 apg, ranked fourth in Conference USA) and ranked second in scoring (14.9 ppg, eighth) ... scored 20 or more points nine times ... scored 18 points, grabbed six rebounds and dished out eight assists versus Kansas in the National Championship Game ... selected to the NCAA Tournament All-Final Four Team.



**PERSONAL:** Full name is Derrick Martell Rose ... son of Brenda Rose ... nickname is "Pooh" ... was one of 25 top rising NBA players who participated in the 2009 USA Basketball Men's National Team minicamp ... was an early-entry candidate for the 2008 NBA Draft ... was a member of the USA Basketball Junior National Select Team that defeated the World Select Team at the 2007 Nike Hoop Summit held in Memphis, Tenn. ... rated the nation's top high school point guard as a junior, and again his senior season ... named to the USA Today 2007 All-USA Team (First Team) ... selected to the 2007 Parade Magazine All-America Team; it was the third year in a row that he was named to one of Parade's All-America squads (2005 Third Team; 2006 Fourth Team) ... named 2007 Illinois Mr. Basketball by the Chicago Tribune ... a two-time Illinois All-State selection (2006, 2007) ... led Simeon Career Academy to a 33-2 record and the Illinois Class AA Championship in 2007 ... his senior year he averaged 25.2 ppg, 9.1 rpg, 8.8 apg and 3.40 spg and shot .590 from the field ... scored just two points in the title game, but had eight assists and seven boards in the 77-54 win over O'Fallon ... helped Simeon become the first Chicago Public League team to win back-to-back state titles in Illinois prep history ... guided Simeon to a 33-4 record and the Illinois Class AA Championship in 2006 ... his teams went

93-10 (903) during his four years at Simeon ... hosted the Chicago Housing Authority's 11th annual Kids Holiday Party at the Museum of Science and Industry ... participated in a holiday party for Chicago Housing Authority children as well as USO families, who had loved ones serving overseas during the holidays in 2008 ... distributed gifts to children and helped decorate Christmas trees that were later donated to CHA senior facilities ... attended the Chicago Housing Authority's ninth Annual Holiday Party at the Shedd Aquarium, in which he toured exhibits with 400 children and distributed holiday gifts to each child in attendance ... created a PSA against violence in the household for Prevent Child Abuse America ... hosted a tribute event in honor of Dr. Martin Luther King, Jr. at the MLK Boys and Girls Club in Chicago ... participated in the Chicago Bulls Division Navy Recruit Swearing-in Ceremony at the Berto Center ... hosted the Derrick Rose Basketball Camp in Deerfield, Ill. in August 2009 ... featured in the Greater Chicago Food Depository "Helping the Hungry for 30 Years" campaign to thank those who have contributed to Chicago's food bank ... helped teach a hoops clinic for children from the Middle East in the Play for Peace basketball clinic at the Seeds of Peace International Camp in Otisfield, Maine in July 2008 ... participated in the Bulls Basketball Camp at the Bulls/White Sox Training Academy in August 2008.

### CAREER REGULAR SEASON STATISTICS:

YEAR	TEAM	G	MIN	FG	FGA	PCT	3FG	3FGA	PCT	FT	FTA	PCT	OFF	DEF	TOT	A	PF	DO	STL	TO	BLK	PTS	RPG	APG	PPG
08-09	CHI	81	3000	574	1208	.475	16	72	.222	197	250	.788	96	221	317	512	125	1	66	202	18	1361	3.9	6.3	16.8
09-10	CHI	78	2870	672	1373	.489	16	60	.267	259	338	.766	65	228	293	469	96	1	57	217	27	1619	3.8	6.0	20.8
10-11	CHI	81	3025	711	1597	.445	128	385	.332	476	555	.858	81	249	330	623	136	2	85	278	51	2026	4.1	7.7	25.0
11-12	CHI	39	1375	302	695	.435	54	173	.312	194	239	.812	26	105	131	307	52	0	35	119	28	852	3.4	7.9	21.8
<b>TOTALS</b>		<b>279</b>	<b>10270</b>	<b>2259</b>	<b>4873</b>	<b>.464</b>	<b>214</b>	<b>690</b>	<b>.310</b>	<b>1126</b>	<b>1382</b>	<b>.815</b>	<b>268</b>	<b>803</b>	<b>1071</b>	<b>1911</b>	<b>409</b>	<b>4</b>	<b>243</b>	<b>816</b>	<b>124</b>	<b>5858</b>	<b>3.8</b>	<b>6.8</b>	<b>21.0</b>

### CAREER POSTSEASON STATISTICS:

YEAR	TEAM	G	MIN	FG	FGA	PCT	3FG	3FGA	PCT	FT	FTA	PCT	OFF	DEF	TOT	A	PF	DO	STL	TO	BLK	PTS	RPG	APG	PPG
08-09	CHI	7	313	59	120	.492	0	4	.000	20	25	.800	12	32	44	45	25	1	4	35	5	138	6.3	6.4	19.7
09-10	CHI	5	212	57	125	.456	2	6	.333	18	22	.818	4	13	17	36	8	0	4	13	0	134	3.4	7.2	26.8
10-11	CHI	16	649	149	376	.396	25	101	.248	111	134	.828	20	49	69	123	33	0	22	59	11	434	4.3	7.7	27.1
11-12	CHI	1	37	9	23	.391	3	6	.500	2	2	1.000	3	6	9	9	1	0	1	5	1	23	9.0	9.0	23.0
<b>TOTALS</b>		<b>29</b>	<b>1211</b>	<b>274</b>	<b>644</b>	<b>.425</b>	<b>30</b>	<b>117</b>	<b>.256</b>	<b>151</b>	<b>183</b>	<b>.825</b>	<b>39</b>	<b>100</b>	<b>139</b>	<b>213</b>	<b>67</b>	<b>1</b>	<b>31</b>	<b>112</b>	<b>17</b>	<b>729</b>	<b>4.8</b>	<b>7.3</b>	<b>25.1</b>


### SEASON/CAREER/PLAYOFF HIGHS:

	2011-12	CAREER	PLAYOFFS
PTS	35 two times	42 two times	44 at Atlanta (05/06/11)
MIN	45 at Miami (01/29/12)	55 at Miami (03/09/09)	59 vs. Boston (04/30/09)
FG	14 vs. Milwaukee (01/27/12)	18 vs. San Antonio (02/17/11)	16 at Atlanta (05/06/11)
FGA	29 vs. New York (03/12/12)	33 two times	32 at Atlanta (05/08/11)
3FG	4 four times	6 at Atlanta (03/22/11)	4 at Atlanta (05/06/11)
3FGA	8 four times	11 vs. Utah (03/12/11)	9 three times
FT	14 two times	18 at Indiana (03/18/11)	19 vs. Indiana (04/16/11)
FTA	15 at Washington (01/30/12)	21 at Indiana (03/18/11)	21 vs. Indiana (04/16/11)
OFF. REB	3 at L.A. Clippers (12/30/11)	5 vs. Atlanta (11/11/08)	6 vs. Philadelphia (04/28/12)
DEF. REB	7 two times	11 two times	10 vs. Boston (04/26/09)
REB	8 three times	12 two times	11 vs. Boston (04/26/09)
AST	16 at L.A. Clippers (12/30/11)	17 at Milwaukee (03/26/11)	12 at Atlanta (05/12/11)
STL	3 three times	6 at New York (12/25/10)	4 two times
BLK	3 at Washington (01/30/12)	3 seven times	3 vs. Indiana (04/16/11)



# MARQUIS TEAGUE 25

**POSITION:** GUARD      **HT., WT.:** 6-2, 189  
**YEARS PRO:** ROOKIE      **COLLEGE:** KENTUCKY  
**BORN:** 02/28/93      INDIANAPOLIS, INDIANA



**CAREER TRANSACTIONS:** Selected in the first round (29th overall) by the Chicago Bulls in the 2012 NBA Draft (06/28/12).

**COLLEGE CAREER:** Played one season at Kentucky, where he helped the Wildcats win the 2012 NCAA Championship ... along with Anthony Davis, he was one of two Wildcats to start all 40 games, as Kentucky posted a record of 38-2 en route to its eighth NCAA Championship ... finished his freshman season with averages of 10.0 ppg, 4.8 apg (second in the SEC), 2.5 rpg and 0.93 spg in 32.6 mpg ... he posted shooting averages of .412 from the field, .325 from behind the arc and .714 from the line ... his 191 assists are the second-most assists by a freshman in UK history ... finished with 14 points (2-3 3FG), three assists and two boards in 34 minutes against Kansas in the NCAA Championship Game ... scored a season-high 24 points and added seven assists in a second-round NCAA Tournament win over Iowa

State ... posted a double-double with 12 points and a season-best 10 assists in a 78-58 win over seventh-ranked Florida.

**PERSONAL:** Full name is Marquis Devante Teague ... was an early-entry candidate for the 2012 NBA Draft ... his brother, Jeff, plays point guard for the Atlanta Hawks ... his father, Shawn, played collegiately for Rick Pitino at Boston University ... as a prep player at Pike High School in Indianapolis, he was one of five finalists for the Naismith Award for the National High School Player of the Year; he posted averages of 22.7 ppg, 5.9 apg and 4.2 rpg ... scored nine points and added three assists in the McDonald's All-American Game ... also participated for the United States in the 2011 Nike Hoop Summit game ... recorded 18 points and five assists in the Kentucky-Indiana All-Star Game, including the game-winning jump shot with :00.9 seconds left in regulation.

**COLLEGE CAREER STATISTICS:**

YEAR	TEAM	G	MIN	FG	FGA	PCT	3FG	3FGA	PCT	FT	FTA	PCT	OFF	DEF	TOT	A	PF	DQ	STL	TO	BLK	PTS	RPG	APG	PPG
11-12	UK	40	1303	145	352	.412	26	80	.325	85	119	.714	17	84	101	191	91	1	37	109	11	401	2.5	4.8	10.0
TOTALS		40	1303	145	352	.412	26	80	.325	85	119	.714	17	84	101	191	91	1	37	109	11	401	2.5	4.8	10.0



(L to R) Marquis with his parents, Carol and Shawn Teague. RUDI AYASSE/CHICAGO BULLS

FRONT OFFICE    BBALL Ops.    PLAYERS    THE NBA    OPPONENTS    2011-12 SEASON    RECORDS    PLAYOFFS    HISTORY    COMMUNITY    MEDIA    CONTENTS





## 2012-2013 CHICAGO BULLS ROSTER

NO.	PLAYER	POS	HGT	WGT	BORN	PRIOR TO NBA/HOME COUNTRY	NBA EXP
1	Derrick Rose	G	6-3	190	10/04/88	Memphis/USA	4
2	Nate Robinson	G	5-9	180	05/31/84	Washington/USA	7
5	Carlos Boozer	F	6-9	266	11/20/81	Duke/USA	10
8	Marco Belinelli	G	6-5	195	03/25/86	Fortitudo Bologna/Italy	5
9	Luol Deng	F	6-9	220	04/16/85	Duke/South Sudan	8
12	Kirk Hinrich	G	6-4	190	01/02/81	Kansas/USA	9
13	Joakim Noah	C/F	6-11	232	02/25/85	Florida/USA	5
21	Jimmy Butler	G/F	6-7	220	09/14/89	Marquette/USA	1
22	Taj Gibson	F	6-9	225	06/24/85	Southern California/USA	3
25	Marquis Teague	G	6-2	190	02/28/93	Kentucky/USA	R
32	Richard Hamilton	G	6-7	193	02/14/78	Connecticut/USA	13
48	Nazr Mohammed	C	6-10	250	09/05/77	Kentucky/USA	14
77	Vladimir Radmanovic	F	6-10	235	11/19/80	FMP/Serbia	11

**HEAD COACH:** Tom Thibodeau

**ASSISTANT COACHES:** Ron Adams, Andy Greer, Adrian Griffin, Ed Pinckney, Mike Wilhelm

**HEAD ATHLETIC TRAINER:** Fred Tedeschi

**ASSISTANT ATHLETIC TRAINER:** Jeff Tanaka

**STRENGTH & CONDITIONING COACH:** Erik Helland

**ASSISTANT STRENGTH & CONDITIONING COACH:** Nick Papendieck

**EQUIPMENT MANAGER:** John Ligmanowski

**ASSISTANT VIDEO COORDINATOR:** Daisuke Yoshimoto



# CHICAGO BULLS TELEVISION ROSTER



**1** DERRICK ROSE

Position: Guard  
Height: 6-3  
Weight: 190



**2** NATE ROBINSON

Position: Guard  
Height: 5-9  
Weight: 180



**5** CARLOS BOOZER

Position: Forward  
Height: 6-9  
Weight: 266



**8** MARCO BELINELLI

Position: Guard  
Height: 6-5  
Weight: 195



**9** LUOL DENG

Position: Forward  
Height: 6-9  
Weight: 220




**12** KIRK HINRICH

Position: Guard  
Height: 6-4  
Weight: 190




**13** JOAKIM NOAH

Position: Cen./For.  
Height: 6-11  
Weight: 232



**21** JIMMY BUTLER

Position: Guard/For.  
Height: 6-7  
Weight: 220



**22** TAJ GIBSON

Position: Forward  
Height: 6-9  
Weight: 225



**25** MARQUIS TEAGUE

Position: Guard  
Height: 6-2  
Weight: 190



**32** RICHARD HAMILTON

Position: Guard  
Height: 6-7  
Weight: 193



**48** NAZR MOHAMMED

Position: Center  
Height: 6-10  
Weight: 250



**77** VLADIMIR RADMANOVIC

Position: Forward  
Height: 6-10  
Weight: 235



*John Kaye's*

**DUPAGE** IN WHEATON  
**Dodge Chrysler Jeep**

**DODGE**

**CHRYSLER**

**Jeep**



Every New Model is  
***Always*** in Stock!

Over 350 vehicles to choose from!



certified pre-owned

***"Where You Always  
Save More Money!"***



**Dupage Dodge Chrysler Jeep**

**800 East Roosevelt**

**(Only 3 miles west of 355)**

**630-653-4060**

**[www.dupagedodge.com](http://www.dupagedodge.com)**

**FIVE STAR**

# **KNAUZ** *Autopark*

Mercedes-Benz | BMW | Land Rover | MINI | smart | Hyundai



**KNAUZ AUTOPARK | ROUTE 41, LAKE BLUFF**  
**847.234.2800 | [knauz.com](http://knauz.com)**

**WHY ARE SO MANY PEOPLE SWITCHING TO CHEVROLET?  
COME TO ADVANTAGE CHEVROLET TO SEE WHY!**

**SALES • SERVICE • SATISFACTION**



**ADVANTAGE**



**CHEVROLET**

**CAN'T BE BEAT!**



2010 CHEVY MALIBU

**CHEVROLET AN AMERICAN  
REVOLUTION**



**OnStar**

2010 CHEVY EQUINOX

**ADVANTAGECHEV.COM**

**HODGKINS**

9510 W. Joliet Rd.,  
Hodgkins, IL 60525

**708-352-2400**

**BOLINGBROOK**

115 W. South Frontage Rd.,  
Bolingbrook, IL 60440

**630-759-5600**



# SCORE!

# SLAM DUNK SAVINGS

# FOX VALLEY

## AUTO GROUP



# GMC



**Volkswagen of Schaumburg • Volkswagen of West Chicago • Buick GMC of St. Charles**

847-839-8101

630-231-9900

630-584-6400



BUICK



GMC



**Where Satisfied Customers Tell the Tale!**  
**Visit [www.myfoxtale.com](http://www.myfoxtale.com)**




# LARRY ROESCH

## CHRYSLER JEEP DODGE RAM

SERVING CHICAGOLAND SINCE 1923

CHRYSLER



Jeep



DODGE



RAM

200 W. Grand Ave, in Elmhurst  
**630-834-8000**  
[www.larryroesch.com](http://www.larryroesch.com)

*Your Best Shot For A Great Deal On A New Car!*

Minutes From Downtown  
Close To Everywhere

Service & Parts Departments  
Open Saturdays

# MIDWAY DODGE

A DAIMLER CHRYSLER FIVE STAR DEALER



4747 South Pulaski Rd.  
Chicago, Illinois  
773-376-8060  
[www.midwaydodge.com](http://www.midwaydodge.com)



**Sutton's**

**BIG 3**

 **HONDA**  
2013 **Accord**

  
**LINCOLN**  
2013 **MKS**



2013 **Fusion**

**Sutton Ford /Lincoln**  
**MATTESON AUTO MALL**



**708-720-8000**

[suttonford.com](http://suttonford.com) [suttonlincoln.com](http://suttonlincoln.com)

**Honda of Kenosha**  
**JUST OFF I-94 & Hwy 50**



**262-891-6300**

[hondaofkenosha.com](http://hondaofkenosha.com)

EVERY ORGANIZATION MATTERS.



THE NBA







## NBA OFFICES

**NEW YORK**  
Olympic Tower  
645 Fifth Avenue  
New York, NY 10022  
**Tel:** (212) 407-8000  
**Fax:** (212) 832-3861

**NEW JERSEY**  
100 Plaza Drive  
Secaucus, NJ 07094  
**Tel:** (201) 865-1500  
**Fax:** (201) 974-5973

## NBA CITY

**ORLANDO**  
6068 Universal Blvd.  
Orlando, FL 32819  
**Tel:** (407) 363-5919  
**Fax:** (407) 370-3178

## EUROPE

**HEADQUARTERS  
NBA EMEA**  
125 Kensington High Street  
London, W8 5SF, UK  
**Tel:** 011-44-20-7795-8921  
**Fax:** 011-44-20-7795-8901

**ITALY**  
Via Dogana 3  
20123, Milano, Italy  
**Tel:** 011-39-02-8648-9361  
**Fax:** 011-39-02-809-250

**SPAIN**  
pq. Empresarial 'La Finca'  
Edif. 15A, 28223  
Pozuelo de Alarcón  
Madrid, Spain  
**Tel:** 011-34-911-115-800  
**Fax:** 011-34-917-995-182

**TURKEY**  
Tarakci Caddesi  
Bele Gerden Stesi No8  
Zekeriyaka Sariyer  
Istanbul, Turkey  
**Tel:** 011-90-530-772-7975

## AFRICA

**HEADQUARTERS**  
Nelson Mandela Square, 2nd Floor  
West Tower  
Maude Street, Sandton  
Johannesburg, South Africa  
**Tel:** 011-27-11-881-5980  
**Fax:** 011-27-0-867-26-6351

## MEXICO

**HEADQUARTERS**  
Av. Santa Fe #94 A Tower 8th Floor.  
Col. Zedec Santa Fe.  
Mexico City, Mexico 01210  
**Tel:** 011-52-55-88511146

## INDIA

**HEADQUARTERS**  
Parinee Crescenzo  
1st Floor, C38 & C39  
BCK, Mumbai 51  
**Tel:** 011-91-22-330-40608

## CANADA

**HEADQUARTERS**  
50 Bay Street, Suite 1402  
Toronto, Ontario  
Canada M5J 3A5  
**Tel:** 416-364-2030  
**Fax:** 416-364-0205

## ASIA/PACIFIC

**HONG KONG**  
3101, The Lee Gardens  
33 Hysan Avenue  
Causeway Bay, Hong Kong  
**Tel:** 011-852-2843-9600  
**Fax:** 011-852-2536-4808

**TAIWAN**  
Suite 1303, No. 88, Section 2,  
Chung Hsiao East Road  
Taipei, Taiwan ROC  
**Tel:** 011-886-2-2358-1900  
**Fax:** 011-886-2-2358-1098

**SOUTH  
KOREA**  
41F Gangnam Finance Center  
737 Yeoksam-dong, Gangnam-gu  
Seoul Korea 135-984  
**Tel:** 011-822-2008-4617  
**Fax:** 011-822-2008-4618

**CHINA -  
BEIJING**  
19th Floor, Office Tower 2,  
China Central Place,  
No. 79 Jianguo Road,  
Chaoyang District,  
Beijing 100025, China  
**Tel:** 011-86-10-5200-8200  
**Fax:** 011-86-10-5200-8202

**CHINA -  
SHANGHAI**  
Unit 2703-08, 27/F,  
Tower 2, Plaza 66  
1366 Nanjing West Road  
Shanghai 200040, China  
**Tel:** 011-86-21-6137-2200  
**Fax:** 011-86-21-6288-9920



## NBA DEVELOPMENT LEAGUE

645 5TH AVENUE, 18TH FLOOR, NEW YORK, NY 10022

### AUSTIN TOROS

12885 N. Highway 183, Suite 207, Austin, TX 78750  
**Tel:** (512) 236-8333 **Fax:** (512) 236-8444  
**Arena:** Cedar Park Center  
**Media Relations Contact:** Perri Trivillon  
(ptravillon@austintoros.com)  
**NBA Affiliation:** San Antonio

### BAKERSFIELD JAM

1400 Norris Road, Bakersfield, CA 93308  
**Tel:** (661) 615-6500 **Fax:** (661) 615-6555  
**Arena:** Dignity Health Events Center  
**Media Relations Contact:** William Aquije  
(william@bakersfieldjam.com)  
**NBA Affiliations:** Atlanta, Los Angeles Clippers, Phoenix, Toronto

### CANTON CHARGE

1101 Market Avenue North, Canton, OH 44702  
**Tel:** (330) 489-1701 **Fax:** (330) 489-1703  
**Arena:** Canton Memorial Civic Center  
**Media Relations Contact:** Sean Wyatt  
(swyatt@cantoncharge.com)  
**NBA Affiliation:** Cleveland

### ERIE BAYHAWKS

110 East 8th Street, Erie, PA 16501  
**Tel:** (814) 790-5600 **Fax:** (814) 790-5608  
**Arena:** Tullio Arena  
**Media Relations Contact:** Matt Bressee  
(matt.bressee@nbaerie.com)  
**NBA Affiliation:** New York

### FORT WAYNE MAD ANTS

1910 St. Joe Center Rd, Suite 61, Fort Wayne, IN 46825  
**Tel:** (260) 469-4667 **Fax:** (260) 469-4674  
**Arena:** Allen County War Memorial Coliseum  
**Media Relations Contact:** Audrey Siebrase  
(audrey@fortwaynehoops.com)  
**NBA Affiliations:** Charlotte, Detroit, Indiana, Milwaukee

### IDAHO STAMPEDE

233 South Capitol Blvd., Suite 100, Boise, ID 83702  
**Tel:** (208) 388-4667 **Fax:** (208) 388-3845  
**Arena:** CenturyLink Arena  
**Media Relations Contact:** Travis Tate  
(travis@idahostampede.com)  
**NBA Affiliations:** Portland

### IOWA ENERGY

730 3rd Street, Des Moines, Iowa 50309  
**Tel:** (515) 564-8550 **Fax:** (515) 564-8551  
**Arena:** Wells Fargo Arena  
**Media Relations Contact:** Randi Burrell  
(rburrell@iowanba.com)  
**NBA Affiliations:** Chicago, Denver, New Orleans, Washington

### LOS ANGELES D-FENDERS

555 North Nash Street, El Segundo, CA 90245  
**Tel:** (310) 426-6000 **Fax:** (310) 426-6031  
**Arena:** Toyota Sports Center  
**Media Relations Contact:** Daniel Ramirez  
(dramirez@d-fenders.com)  
**NBA Affiliation:** Los Angeles Lakers

### MAINE RED CLAWS

413 Congress Street, Portland, ME 04101  
**Tel:** 207-210-6655 **Fax:** 207-210-6659  
**Arena:** Portland Exposition Building  
**Media Relations Contact:** Jana Spaulding  
(jspaulding@maineredclaws.com)  
**NBA Affiliation:** Boston

### RENO BIGHORNS

9393 Gateway Drive, Suite BH, Reno, NV 89511  
**Tel:** (775) 284-2622 **Fax:** (775) 853-1601  
**Arena:** Reno Events Center  
**Media Relations Contact:** Allison Beck  
(abeck@renobighorns.com)  
**NBA Affiliations:** Memphis, Sacramento, Utah

### RIO GRANDE VALLEY VIPERS

4500 North 10th Street, Suite 315, McAllen, TX 78504  
**Tel:** (956) 972-1144 **Fax:** (956) 972-1150  
**Arena:** State Farm Arena  
**Media Relations Contact:** Rebecca Sweat  
(rsweat@rgvipers.com)  
**NBA Affiliation:** Houston

### SANTA CRUZ WARRIORS

903 Pacific Avenue, Suite 101, Santa Cruz, CA 95060  
**Tel:** (831) 466-3200 **Fax:** 831-466-3201  
**Arena:** Kaiser Permanente Arena  
**Media Relations Contact:** Matt De Nasnera  
(mdenasnera@santacruzbasketball.com)  
**NBA Affiliation:** Golden State

### SIOUX FALLS SKYFORCE

2131 South Minnesota Ave, Sioux Falls, SD 57105  
**Tel:** (605) 332-0605 **Fax:** (605) 332-2305  
**Arena:** Sioux Falls Arena  
**Media Relations Contact:** Brett Hansen  
(brett@skyforceonline.com)  
**NBA Affiliations:** Miami, Minnesota, Orlando, Philadelphia

### SPRINGFIELD ARMOR

1 Monarch Place, Suite 220, Springfield, MA 01144  
**Tel:** (413) 746-3263 **Fax:** (413) 746-3262  
**Arena:** MassMutual Center  
**Media Relations Contact:** Eli Pearlstein  
(epearlstein@armorhoops.com)  
**NBA Affiliation:** New Jersey

### TEXAS LEGENDS

2601 Avenue of the Stars, Suite 300, Frisco, TX 75215  
**Tel:** (214) 469-0822 **Fax:** (214) 469-0823  
**Arena:** Dr. Pepper Arena  
**Media Relations Contact:** Kyle Judkins  
(kjudkins@texlegends.com)  
**NBA Affiliation:** Dallas

### TULSA 66ERS

10425 South 82nd East Ave., Suite 105, Tulsa, OK 74133  
**Tel:** (918) 585-8444 **Fax:** (918) 398-6930  
**Arena:** SpiritBank Event Center  
**Media Relations Contact:** Ben Coldagelli  
(bcoldagelli@tulsa66ers.com)  
**NBA Affiliation:** Oklahoma City

## 2011-2012 NBDL FINAL REGULAR SEASON STANDINGS

EASTERN CONFERENCE	HOME		AWAY		PCT	GB
	W-L	W-L	W-L	W-L		
Springfield Armor	29-21	18-6	10-14	0.580	0.0	
Dakota Wizards	29-21	17-7	12-12	0.580	0.0	
Erie BayHawks	28-22	15-9	12-12	0.560	1.0	
Canton Charge	27-23	14-10	12-12	0.540	2.0	
Iowa Energy	25-25	16-8	8-16	0.500	4.0	
Maine Red Claws	21-29	11-13	9-15	0.420	8.0	
Sioux Falls Skyforce	15-35	10-14	5-19	0.300	14.0	
Fort Wayne Mad Ants	14-36	7-17	6-18	0.280	15.0	

## WESTERN CONFERENCE

WESTERN CONFERENCE	HOME		AWAY		PCT	GB
	W-L	W-L	W-L	W-L		
Los Angeles D-Fenders	38-12	20-4	16-8	0.760	0.0	
Austin Toros	33-17	18-6	13-11	0.660	5.0	
Bakersfield Jam	28-22	17-7	10-14	0.560	10.0	
Rio Grande Valley Vipers	24-26	11-13	13-11	0.480	14.0	
Texas Legends	24-26	14-10	8-16	0.480	14.0	
Tulsa 66ers	23-27	13-11	9-15	0.460	15.0	
Idaho Stampede	21-29	13-11	8-16	0.420	17.0	
Reno Bighorns	21-29	11-13	8-16	0.420	17.0	

## 2011-2012 AWARD WINNERS

### MOST VALUABLE PLAYER

Justin Dentmon, Austin Toros

### DENNIS JOHNSON COACH OF THE YEAR:

Eric Musselman, Los Angeles D-Fenders

### ROOKIE OF THE YEAR:

Edwin Ubiles, Dakota Wizards

### DEFENSIVE PLAYER OF THE YEAR:

Stefhon Hannah, Dakota Wizards

### JASON COLLIER SPORTSMANSHIP AWARD:

Moses Ehambe, Iowa Energy

### IMPACT PLAYER OF THE YEAR:

Eric Dawson, Austin Toros

### MOST IMPROVED PLAYER:

Kenny Hayes, Maine Red Claws









## 2011-2012 FINAL TEAM STATISTICS

TEAM	POINTS PER GAME		FIELD GOAL PERCENTAGES		TURNOVERS PER GAME		REBOUND PERCENTAGES+			BELOW 100 PTS		OVERTIME GAMES		DECIDED BY 3 PTS. OR LESS		DECIDED BY 10 PTS. OR MORE	
	OWN	OPP.	OWN	OPP.	OWN	OPP.	OFF.	DEF.	TOT.	OWN	OPP.	W	L	W	L	W	L
Atlanta	96.6	93.2	.454	.444	14.0	15.1	.239	.744	.491	35	54	5	3	6	8	17	13
Boston	91.8	89.3	.460	.419*	14.8	15.7	.197	.724	.461	48	57	3	1	6	5	19	11
Charlotte	87.0	100.9	.414	.475	14.5	13.5	.236	.709	.472	59	27	0	2	2	4	2	38
<b>CHICAGO</b>	<b>96.3</b>	<b>88.2*</b>	<b>.452</b>	<b>.421</b>	<b>14.0</b>	<b>13.3</b>	<b>.326*</b>	<b>.743</b>	<b>.535*</b>	<b>44</b>	<b>53</b>	<b>3</b>	<b>1</b>	<b>5</b>	<b>2</b>	<b>31</b>	<b>8</b>
Cleveland	93.0	100.2	.422	.467	15.4	13.9	.289	.722	.505	49	32	0	5	5	6	9	26
Dallas	95.8	94.8	.443	.435	14.0	14.7	.234	.748	.491	43	48	3	3	7	8	16	15
Denver	104.1*	101.2	.476	.456	15.4	15.6	.277	.743	.510	27	26	5	2	6	6	18	11
Detroit	90.9	95.7	.438	.462	15.7	14.5	.281	.728	.504	52	42	2	3	7	4	12	27
Golden State	97.8	101.2	.457	.453	13.9	14.8	.229	.691	.460	36	30	1	2	5	12	7	16
Houston	98.1	97.9	.449	.456	14.5	14.7	.275	.734	.505	41	34	3	6	8	5	13	13
Indiana	97.7	94.4	.438	.435	14.0	14.9	.292	.723	.508	35	49	4	2	4	3	21	12
L.A. Clippers	97.5	95.0	.455	.447	13.3	14.6	.295	.732	.513	37	44	4	1	7	6	17	7
L.A. Lakers	97.3	95.9	.457	.437	15.1	11.3	.291	.748	.520	44	40	6	1	10	4	11	10
Memphis	95.0	93.0	.447	.444	14.5	17.1*	.298	.727	.513	46	54	1	2	6	2	16	10
Miami	98.5	92.5	.469	.434	15.2	16.8	.266	.739	.502	37	50	2	4	6	2	29	10
Milwaukee	99.0	98.7	.443	.449	14.1	15.9	.277	.709	.493	33	41	1	0	4	6	13	12
Minnesota	97.9	100.1	.433	.455	15.2	13.3	.275	.730	.503	38	35	0	3	7	7	13	16
New Jersey	93.1	99.1	.425	.472	15.1	14.3	.278	.707	.492	49	30	2	0	6	2	8	26
New Orleans	89.6	93.4	.451	.444	15.5	13.9	.275	.731	.503	57	50	1	3	4	9	6	19
New York	97.8	94.7	.443	.442	16.0	17.0	.266	.737	.502	36	45	1	2	7	3	19	15
Oklahoma City	103.1	96.9	.471	.427	16.3	14.2	.278	.721	.499	24	42	3	1	5	4	27	5
Orlando	94.2	93.4	.441	.449	14.9	13.1	.265	.755	.510	36	48	1	4	2	5	18	16
Philadelphia	93.6	89.4	.448	.427	11.2*	13.9	.244	.752	.498	46	54	1	2	1	4	28	12
Phoenix	98.4	98.6	.458	.455	14.1	14.1	.258	.717	.488	41	31	0	0	8	5	14	19
Portland	97.2	97.8	.443	.463	14.2	14.9	.263	.728	.495	43	38	1	3	3	11	17	17
Sacramento	98.8	104.4	.436	.476	14.4	15.4	.291	.705	.498	35	23	1	2	6	7	6	24
San Antonio	103.7	96.5	.478*	.452	13.6	13.7	.251	.760*	.505	24	39	3	1	5	4	31	7
Toronto	90.7	94.0	.440	.435	15.2	13.2	.259	.754	.506	52	47	2	2	1	7	12	21
Utah	99.7	99.0	.456	.453	14.2	14.7	.302	.738	.520	33	35	4	3	7	6	15	14
Washington	93.6	98.4	.441	.453	15.3	15.2	.273	.709	.491	48	30	1	0	6	5	11	26

### COMPOSITE:

990 GAMES	96.3	.448	14.6	.270	.730	1228	1228	64	162	476
-----------	------	------	------	------	------	------	------	----	-----	-----

\*League Leader

+ REBOUND PERCENTAGES

OFF. - Percentage of a given team's missed shots which that team rebounds.

DEF. - Percentage of opponents' missed shots which a given team rebounds.

TOT. - Average of offensive and defensive rebound percentages.



**SCORING AVERAGE**

	G	FG	FT	PTS	AVG
Durant, OKC.	66	643	431	1850	28.0
Bryant, LA-L	58	574	381	1616	27.9
James, Mia.	62	621	387	1683	27.1
Love, Min.	55	474	379	1432	26.0
Westbrook, OKC.	66	578	340	1558	23.6
Anthony, N.Y.	55	441	295	1245	22.6
Aldridge, Por.	55	483	223	1191	21.7
Nowitzki, Dal.	62	473	318	1342	21.6
D. Williams, N.J.	55	391	257	1154	21.0
Griffin, LA-C	66	561	244	1368	20.7

**REBOUNDS PER GAME**

	G	OFF	DEF	TOT	AVG
Howard, Orl.	54	200	585	785	14.5
Love, Min.	55	226	508	734	13.3
Bynum, LA-L	60	192	517	709	11.8
Cousins, Sac.	64	265	438	703	11.0
Humphries, N.J.	62	233	448	681	11.0
Griffin, LA-C	66	218	499	717	10.9
Gasol, LA-L	65	183	495	678	10.4
Gortat, Pho.	66	185	474	659	10.0
Chandler, N.Y.	62	212	400	612	9.9
<b>10. NOAH, CHI.</b>	<b>64</b>	<b>242</b>	<b>387</b>	<b>629</b>	<b>9.8</b>

**THREE-POINT FIELD GOAL %**

	3FG	3GA	PCT
Novak, N.Y.	133	282	.472
Ilyasova, Mil.	51	112	.455
Curry, G.S.	55	121	.455
Allen, Bos.	106	234	.453
Miller, Mia.	53	117	.453
Rush, G.S.	99	219	.452
Green, Atl.	50	113	.442
Farmer, N.J.	55	125	.440
Green, S.A.	102	234	.436
<b>10. Korver, Chi.</b>	<b>118</b>	<b>271</b>	<b>.435</b>

**FREE THROW %**

	FT	FTA	PCT
Crawford, Por.	191	206	.927
Redick, Orl.	143	157	.911
Nowitzki, Dal.	318	355	.896
Nash, Pho.	127	142	.894
Martin, Hou.	160	179	.894
Ridnour, Min.	106	119	.891
Anderson, Orl.	150	171	.877
Augustin, Cha.	105	120	.875
Granger, Ind.	254	291	.873
Bargnani, Tor.	151	173	.873

**ASSISTS PER GAME**

	G	AST	AVG
Rondo, Bos.	53	620	11.7
Nash, Pho.	62	664	10.7
Paul, LA-C	60	543	9.1
Calderon, Tor.	53	468	8.8
D. Williams, N.J.	55	481	8.7
Rubio, Min.	41	336	8.2
Wall, Was.	66	530	8.0
Parker, S.A.	60	463	7.7
Miller, Den.	66	441	6.7
Lawson, Den.	61	401	6.6

**FIELD GOAL %**

	FG	FGA	PCT
Chandler, N.Y.	241	355	.679
Howard, Orl.	416	726	.573
Pekovic, Min.	256	454	.564
Bynum, LA-L	444	796	.558
McGee, Was.-Den.	307	552	.556
Gortat, Pho.	427	769	.555
Griffin, LA-C	561	1022	.549
Ibaka, OKC.	262	490	.535
Blair, S.A.	269	504	.534
<b>T10. BOOZER, CHI.</b>	<b>448</b>	<b>842</b>	<b>.532</b>

**STEALS PER GAME**

	G	STL	AVG
Paul, LA-C	60	152	2.53
Conley, Mem.	62	136	2.19
James, Mia.	62	115	1.85
Millsap, Utah	64	118	1.84
Allen, Mem.	58	104	1.79
Iguodala, Phi.	62	107	1.73
Shumpert, N.Y.	59	101	1.71
Westbrook, OKC.	66	112	1.70
George, Ind.	66	108	1.64
Teague, Atl.	66	106	1.61

**BLOCKS PER GAME**

	G	BLK	AVG
Ibaka, OKC.	66	241	3.65
McGee, Was.-Den.	61	132	2.16
Howard, Orl.	54	116	2.15
Jordan, LA-C	66	135	2.05
Hibbert, Ind.	65	128	1.97
Bynum, LA-L	60	116	1.93
Gasol, Mem.	65	121	1.86
Biyombo, Cha.	63	115	1.83
Smith, Atl.	66	115	1.74
Dalembert, Hou.	65	111	1.71

**MINUTES PER GAME**

	G	MIN	AVG
<b>1. DENG, CHI.</b>	<b>54</b>	<b>2129</b>	<b>39.4</b>
Love, Min.	55	2145	39.0
Durant, OKC.	66	2546	38.6
Bryant, LA-L	58	2232	38.5
Howard, Orl.	54	2070	38.3
James, Mia.	62	2326	37.5
Gasol, LA-L	65	2430	37.4
Gay, Mem.	65	2422	37.3
Lee, G.S.	57	2121	37.2
Rondo, Bos.	53	1957	36.9



## SINGLE-GAME HIGHS - PLAYERS

Minutes -- 57, Hayward, UTA at ATL, 03/25/12 (4 OT)  
 Minutes -- 48, Barea, MIN vs. GS, 04/22/12  
 Minutes -- 48, Jenkins, GS at MIN, 04/22/12  
 Field Goals -- 19, Durant, OKC vs. DEN, 02/19/12 (OT)  
 Field Goals -- 18, Bryant, LAL vs. PHO, 01/10/12  
 Field Goals -- 18, Ellis, GS vs. OKC, 02/07/12  
 FG Attempts -- 34, Durant, OKC at LAL, 04/22/12 (2 OT)  
 FG Attempts -- 33, Anthony, NY at WAS, 01/06/12  
 3-Pt. Field Goals -- 9, (3 times, most recently) Gordon, DET at DEN, 03/21/12  
 3-Pt. FG Attempts -- 15, Batum, POR vs. DEN, 02/04/12  
 3-Pt. FG Attempts -- 15, Foye, LAC at DAL, 04/02/12  
 Free Throws -- 21, Howard, ORL at GS, 01/12/12  
 Free Throws -- 21, D. Williams, NJ at CHA, 03/04/12  
 FT Attempts -- 39, Howard, ORL at GS, 01/12/12  
**OFF. REBOUNDS -- 13, NOAH, CHI at DET, 04/15/12 (OT)**  
 Off. Rebounds -- 13, Ilyasova, MIL at NJ, 02/19/12  
 Def. Rebounds -- 22, Bynum, LAL at SA, 04/11/12  
 Rebounds -- 30, Bynum, LAL at SA, 04/11/12  
 Assists -- 20, Rondo, BOS vs. NY, 03/04/12 (OT)  
 Assists -- 20, Rondo, BOS vs. ATL, 04/11/12 (OT)  
 Assists -- 20, D. Williams, NJ at GS, 03/30/12  
 Steals -- 8, Millsap, UTA vs. MIN, 03/15/12 (OT)  
 Steals -- 8, (3 times, most recently) Allen, MEM vs. CLE, 04/23/12  
 Turnovers -- 10, Bryant, LAL at PHO, 02/19/12  
 Blocks -- 11, Ibaka, OKC vs. DEN, 02/19/12 (OT)  
 Blocks -- 10, Ibaka, OKC at DAL, 02/01/12  
 Blocks -- 10, Ibaka, OKC at SAC, 02/09/12  
 Points -- 57, D. Williams, NJ at CHA, 03/04/12

## SINGLE-GAME HIGHS & LOWS - TEAMS

Field Goals -- 60, Oklahoma City, vs. MIN, 03/23/12 (2 OT)  
 Field Goals -- 56, Denver, at MIN, 04/26/12  
 Fewest Field Goals -- 16, Orlando, at BOS, 01/23/12  
 FG Attempts -- 126, Utah, at ATL, 03/25/12 (4 OT)  
 FG Attempts -- 106, Sacramento, vs. UTA, 03/22/12  
 Fewest FG Attempts -- 59, New Orleans, vs. LAC, 03/22/12  
 Field Goal Pct. -- .630, Oklahoma City, vs. CHA, 03/10/12  
 Lowest Field Goal Pct. -- .246, Orlando, at BOS, 01/23/12  
 3-Pt. Field Goals -- 20, New Jersey, at DEN, 01/11/12  
 3-Pt. FG Attempts -- 43, New York, at MIA, 01/27/12  
 3-Pt. FG Pct. -- .778, Detroit, at DEN, 03/21/12  
 Free Throws -- 38, Utah, vs. SAC, 03/30/12  
 Free Throws -- 38, San Antonio, vs. UTA, 04/08/12  
**FEWEST FREE THROWS -- 1, TORONTO, AT CHI, 01/14/12**  
 FT Attempts -- 55, Orlando, at GS, 01/12/12  
**FEWEST FT ATTEMPTS -- 4, CHICAGO, AT MIL, 02/04/12**  
 Fewest FT Attempts -- 4, Portland, at MIN, 03/07/12  
 Free Throw Pct. -- 1.000, (20 times, most recently) Minnesota, vs. GS, 04/22/12  
 Lowest Free Throw Pct. -- .333, Orlando, at NJ, 02/22/12  
 Off. Rebounds -- 30, Sacramento, vs. IND, 01/18/12  
 Fewest Off. Rebounds -- 1, Boston, vs. PHI, 04/08/12  
 Fewest Off. Rebounds -- 1, San Antonio, vs. LAL, 04/11/12  
 Def. Rebounds -- 49, Atlanta, vs. UTA, 03/25/12 (4 OT)  
**DEF. REBOUNDS -- 48, CHICAGO, VS. CLE, 04/26/12**  
 Fewest Def. Rebounds -- 15, Atlanta, at DET, 03/09/12  
 Rebounds -- 67, L.A. Lakers, vs. OKC, 04/22/12 (2 OT)  
**REBOUNDS -- 62, CHICAGO, VS. WAS, 01/11/12**  
 Rebounds -- 62, Utah, vs. SAC, 03/30/12  
 Fewest Rebounds -- 23, L.A. Clippers, vs. NO, 03/26/12  
 Assists -- 38, Milwaukee, vs. CLE, 03/14/12  
 Fewest Assists -- 5, Portland, at IND, 03/13/12  
 Personal Fouls -- 38, Utah, at ATL, 03/25/12 (4 OT)  
 Personal Fouls -- 36, Golden State, vs. ORL, 01/12/12  
 Personal Fouls -- 36, Toronto, at CHA, 03/17/12  
**FEWEST PERSONAL FOULS -- 7, CHICAGO, VS. TOR, 01/14/12**  
 Steals -- 18, (3 times, most recently) Portland, vs. CHA, 02/01/12  
 Turnovers -- 29, New Orleans, at LAC, 03/26/12  
 Fewest Turnovers -- 3, Phoenix, vs. LAL, 04/07/12  
 Blocks -- 17, Oklahoma City, at SAC, 02/09/12  
 Points -- 149, Oklahoma City, vs. MIN, 03/23/12 (2 OT)  
 Points -- 137, Portland, vs. SA, 02/21/12  
 Fewest Points -- 56, Orlando, at BOS, 01/23/12



**FIRST ROUND**

**EASTERN CONFERENCE**

**CHICAGO vs. PHILADELPHIA (76ers won series, 4-2)**

Sat. Apr 28	Phi.	91	at	Chi.	103
Tue. May 1	Phi.	109	at	Chi.	92
Fri. May 4	Chi.	74	at	Phi.	79
Sun. May 6	Chi.	82	at	Phi.	89
Tue. May 8	Phi.	69	at	Chi.	77
Thu. May 10	Chi.	78	at	Phi.	79

**ATLANTA vs. BOSTON (Celtics won series, 4-2)**

Sun. Apr 29	Bos.	74	at	Atl.	83
Tue. May 1	Bos.	87	at	Atl.	80
Fri. May 4 (OT)	Atl.	84	at	Bos.	90
Sun. May 6	Atl.	79	at	Bos.	101
Tue. May 8	Bos.	86	at	Atl.	87
Thu. May 10	Atl.	80	at	Bos.	83

**INDIANA vs. ORLANDO (Pacers won series, 4-1)**

Sat. Apr 28	Orl.	81	at	Ind.	77
Mon. Apr 30	Orl.	78	at	Ind.	93
Wed. May 2	Ind.	97	at	Orl.	74
Sat. May 5 (OT)	Ind.	101	at	Orl.	99
Tue. May 8	Orl.	87	at	Ind.	105

**MIAMI vs. NEW YORK (Heat won series, 4-1)**

Sat. Apr 28	NY.	67	at	Mia.	100
Mon. Apr 30	NY.	94	at	Mia.	104
Thu. May 3	Mia.	87	at	NY.	70
Sun. May 6	Mia.	87	at	NY.	89
Wed. May 9	NY.	94	at	Mia.	106

**CONFERENCE SEMIFINALS**

**EASTERN CONFERENCE**

**BOSTON vs. PHILADELPHIA (Celtics won series, 4-3)**

Sat. May 12	Phi.	91	at	Bos.	92
Mon. May 14	Phi.	82	at	Bos.	81
Wed. May 16	Bos.	107	at	Phi.	91
Fri. May 18	Bos.	83	at	Phi.	92
Mon. May 21	Phi.	85	at	Bos.	101
Wed. May 23	Bos.	75	at	Phi.	82
Sat. May 26	Phi.	75	at	Bos.	85

**MIAMI vs. INDIANA (Heat won series, 4-2)**

Sun. May 13	Ind.	86	at	Mia.	95
Tue. May 15	Ind.	78	at	Mia.	75
Thu. May 17	Mia.	75	at	Ind.	94
Sun. May 20	Mia.	101	at	Ind.	93
Tue. May 22	Ind.	83	at	Mia.	115
Thu. May 24	Mia.	105	at	Ind.	93

**CONFERENCE FINALS**

**EASTERN CONFERENCE**

**MIAMI vs. BOSTON (Heat won series, 4-3)**

Mon. May 28	Bos.	79	at	Mia.	93
Wed. May 30	Bos.	111	at	Mia.	115
Fri. Jun 1	Mia.	91	at	Bos.	101
Sun. Jun 3 (OT)	Mia.	91	at	Bos.	93
Tue. Jun 5	Bos.	94	at	Mia.	90
Thu. Jun 7	Mia.	98	at	Bos.	79
Sat. Jun 9	Bos.	88	at	Mia.	101

**NBA FINALS**

**MIAMI vs. OKLAHOMA CITY (Heat won series, 4-1)**

Tue. Jun 12	Mia.	94	at	Okl.	105
Thu. Jun 14	Mia.	100	at	Okl.	96
Sun. Jun 17	Okl.	85	at	Mia.	91
Tue. Jun 19	Okl.	98	at	Mia.	104
Thu. Jun 21	Okl.	106	at	Mia.	121

**WESTERN CONFERENCE**

**SAN ANTONIO vs. UTAH (Spurs won series, 4-0)**

Sun. Apr 29	Uta.	91	at	San.	106
Wed. May 2	Uta.	83	at	San.	114
Sat. May 5	San.	102	at	Uta.	90
Mon. May 7	San.	87	at	Uta.	81

**MEMPHIS vs. L.A. CLIPPERS (Clippers won series, 4-3)**

Sun. Apr 29	LAC.	99	at	Mem.	98
Wed. May 2	LAC.	98	at	Mem.	105
Sat. May 5	Mem.	86	at	LAC.	87
Mon. May 7	Mem.	97	at	LAC.	101
Wed. May 9	LAC.	80	at	Mem.	92
Fri. May 11	Mem.	90	at	LAC.	88
Sun. May 13	LAC.	82	at	Mem.	72

**L.A. LAKERS vs. DENVER (Lakers won series, 4-3)**

Sun. Apr 29	Den.	88	at	LAL.	103
Tue. May 1	Den.	100	at	LAL.	104
Fri. May 4	LAL.	84	at	Den.	99
Sun. May 6	LAL.	92	at	Den.	88
Tue. May 8	Den.	102	at	LAL.	93
Thu. May 10	LAL.	96	at	Den.	113
Sat. May 12	Den.	87	at	LAL.	96

**OKLAHOMA CITY vs. DALLAS (Thunder won series, 4-0)**

Sat. Apr 28	Dal.	98	at	Okl.	99
Mon. Apr 30	Dal.	99	at	Okl.	102
Thu. May 3	Okl.	95	at	Dal.	79
Sat. May 5	Okl.	103	at	Dal.	97

**WESTERN CONFERENCE**

**SAN ANTONIO vs. L.A. CLIPPERS (Spurs won series, 4-0)**

Tue. May 15	LAC.	92	at	San.	108
Thu. May 17	LAC.	88	at	San.	105
Sat. May 19	San.	96	at	LAC.	86
Sun. May 20	San.	102	at	LAC.	99

**OKLAHOMA CITY vs. L.A. LAKERS (Thunder won series, 4-1)**

Mon. May 14	LAL.	90	at	Okl.	119
Wed. May 16	LAL.	75	at	Okl.	77
Fri. May 18	Okl.	96	at	LAL.	99
Sat. May 19	Okl.	103	at	LAL.	100
Mon. May 21	LAL.	90	at	Okl.	106

**WESTERN CONFERENCE**

**SAN ANTONIO vs. OKLAHOMA CITY (Thunder won series, 4-2)**

Sun. May 27	Okl.	98	at	San.	101
Tue. May 29	Okl.	111	at	San.	120
Thu. May 31	San.	82	at	Okl.	102
Sat. Jun 2	San.	103	at	Okl.	109
Mon. Jun 4	Okl.	108	at	San.	103
Wed. Jun 6	San.	99	at	Okl.	107





TEAM	HOME ATTENDANCE			ROAD ATTENDANCE		
	G	ATT	AVG	G	ATT	AVG
Atlanta Hawks	33	501,593	15,200	33	555,071	16,820
Boston Celtics	33	614,592	18,624	33	603,533	18,289
Charlotte Bobcats	33	486,984	14,757	33	545,638	16,534
<b>CHICAGO BULLS</b>	<b>33</b>	<b>731,326</b>	<b>22,161</b>	<b>33</b>	<b>593,639</b>	<b>17,989</b>
Cleveland Cavaliers	33	525,577	15,927	33	551,860	16,723
Dallas Mavericks	33	671,050	20,335	33	584,524	17,713
Denver Nuggets	33	561,966	17,029	33	568,546	17,229
Detroit Pistons	33	475,638	14,413	33	539,318	16,343
Golden State Warriors	33	622,311	18,858	33	540,044	16,365
Houston Rockets	33	506,994	15,363	33	585,198	17,733
Indiana Pacers	33	467,561	14,169	33	547,701	16,597
Los Angeles Clippers	33	634,237	19,219	33	605,309	18,343
Los Angeles Lakers	33	626,901	18,997	33	628,128	19,034
Memphis Grizzlies	33	518,446	15,710	33	563,271	17,069
Miami Heat	33	657,855	19,935	33	640,193	19,400
Milwaukee Bucks	33	485,717	14,719	33	549,820	16,661
Minnesota Timberwolves	33	577,197	17,491	33	538,254	16,311
New Jersey Nets	33	460,719	13,961	33	563,677	17,081
New Orleans Hornets	33	498,618	15,110	33	551,676	16,717
New York Knickerbockers	33	652,179	19,763	33	607,438	18,407
Oklahoma City Thunder	33	600,699	18,203	33	595,053	18,032
Orlando Magic	33	623,587	18,897	33	566,326	17,161
Philadelphia 76ers	33	577,597	17,503	33	553,235	16,765
Phoenix Suns	33	514,718	15,598	33	587,617	17,807
Portland Trail Blazers	33	676,384	20,496	33	566,427	17,164
Sacramento Kings	33	478,764	14,508	33	557,893	16,906
San Antonio Spurs	33	607,095	18,397	33	560,696	16,991
Toronto Raptors	33	555,584	16,836	33	552,167	16,732
Utah Jazz	33	637,124	19,307	33	558,871	16,935
Washington Wizards	33	552,038	16,728	33	539,928	16,361
<b>TOTALS</b>	<b>990</b>	<b>17,101,051</b>	<b>17,274</b>	<b>990</b>	<b>17,101,051</b>	<b>17,274</b>



## EASTERN CONFERENCE

SEASON	TEAM	W	L
1946-47	Washington	49	11
1947-48	Philadelphia	27	21
1948-49	Washington	38	22
1949-50	Syracuse	51	13
1950-51	Philadelphia	40	26
1951-52	Syracuse	40	26
1952-53	New York	47	23
1953-54	New York	44	28
1954-55	Syracuse	43	29
1955-56	Philadelphia	45	27
1956-57	Boston	44	28
1957-58	Boston	49	23
1958-59	Boston	52	20
1959-60	Boston	59	16
1960-61	Boston	57	22
1961-62	Boston	60	20
1962-63	Boston	58	22
1963-64	Boston	59	21
1964-65	Boston	62	18
1965-66	Philadelphia	55	25
1966-67	Philadelphia	68	13
1967-68	Philadelphia	62	20
1968-69	Baltimore	57	25
1969-70	New York	60	22

## ATLANTIC DIVISION

SEASON	TEAM	W	L
1970-71	New York	52	30
1971-72	Boston	56	26
1972-73	Boston	68	14
1973-74	Boston	56	26
1974-75	Boston	60	22
1975-76	Boston	54	28
1976-77	Philadelphia	50	32
1977-78	Philadelphia	55	27
1978-79	Washington	54	28
1979-80	Boston	61	21
1980-81	Boston	62	20
1981-82	Boston	63	19
1982-83	Philadelphia	65	17
1983-84	Boston	62	20
1984-85	Boston	63	19
1985-86	Boston	67	15
1986-87	Boston	59	23
1987-88	Boston	57	25
1988-89	New York	52	30
1989-90	Philadelphia	53	29
1990-91	Boston	56	26
1991-92	Boston	51	31
1992-93	New York	60	22
1993-94	New York	57	25
1994-95	Orlando	57	25
1995-96	Orlando	60	22
1996-97	Miami	61	21
1997-98	Miami	55	27
1998-99	Miami	33	17
1999-00	Miami	52	30
2000-01	Philadelphia	56	26
2001-02	New Jersey	52	30
2002-03	New Jersey	49	33
2003-04	New Jersey	47	35
2004-05	Boston	45	37
2005-06	New Jersey	49	33
2006-07	Toronto	47	35

## ATLANTIC DIVISION (CONT.)

SEASON	TEAM	W	L
2007-08	Boston	66	16
2008-09	Boston	62	20
2009-10	Boston	50	32
2010-11	Boston	56	26
2011-12	Boston	39	27

## CENTRAL DIVISION

SEASON	TEAM	W	L
1949-50	Rochester	51	17
1970-71	Baltimore	42	40
1971-72	Baltimore	38	44
1972-73	Baltimore	52	30
1973-74	Capital	47	35
1974-75	Washington	60	22
1975-76	Cleveland	49	33
1976-77	Houston	49	33
1977-78	San Antonio	52	30
1978-79	San Antonio	48	34
1979-80	Atlanta	50	32
1980-81	Milwaukee	60	22
1981-82	Milwaukee	55	27
1982-83	Milwaukee	51	31
1983-84	Milwaukee	50	32
1984-85	Milwaukee	59	23
1985-86	Milwaukee	57	25
1986-87	Atlanta	57	25
1987-88	Detroit	54	28
1988-89	Detroit	63	19
1989-90	Detroit	59	23
1990-91	CHICAGO	61	21
1991-92	CHICAGO	67	15
1992-93	CHICAGO	57	25
1993-94	Atlanta	57	25
1994-95	Indiana	52	30
1995-96	CHICAGO	72	10
1996-97	CHICAGO	69	13
1997-98	CHICAGO	62	20
1998-99	Indiana	33	17
1999-00	Indiana	56	26
2000-01	Milwaukee	52	30
2001-02	Detroit	50	32
2002-03	Detroit	50	32
2003-04	Indiana	61	21
2004-05	Detroit	54	28
2005-06	Detroit	64	18
2006-07	Detroit	53	29
2007-08	Detroit	59	23
2008-09	Cleveland	66	16
2009-10	Cleveland	61	21
2010-11	CHICAGO	62	20
2011-12	CHICAGO	50	16

## SOUTHEAST DIVISION

SEASON	TEAM	W	L
2004-05	Miami	59	23
2005-06	Miami	52	30
2006-07	Miami	44	38
2007-08	Orlando	52	30
2008-09	Orlando	59	23
2009-10	Orlando	59	23
2010-11	Miami	58	24
2011-12	Miami	46	20



## MIDWEST DIVISION

SEASON	TEAM	W	L
1946-47	CHICAGO	39	22
1947-48	St. Louis	29	19
1948-49	Rochester	45	15
1949-50	Indianapolis	39	25
1950-51	Minneapolis	44	24
1951-52	Rochester	41	25
1952-53	Minneapolis	48	22
1953-54	Minneapolis	46	26
1954-55	Ft. Wayne	43	29
1955-56	Ft. Wayne	37	35
1956-57	St. Louis/Minn./Ft. Wayne	34	38
1957-58	St. Louis	41	31
1958-59	St. Louis	49	23
1959-60	St. Louis	46	29
1960-61	St. Louis	51	28
1961-62	Los Angeles	54	26
1962-63	Los Angeles	53	27
1963-64	San Francisco	48	32
1964-65	Los Angeles	49	31
1965-66	Los Angeles	45	35
1966-67	San Francisco	44	37
1967-68	St. Louis	56	26
1968-69	Los Angeles	55	27
1969-70	Atlanta	48	34

## MIDWEST DIVISION

SEASON	TEAM	W	L
1970-71	Milwaukee	66	16
1971-72	Milwaukee	63	19
1972-73	Milwaukee	60	22
1973-74	Milwaukee	59	23
1974-75	CHICAGO	47	35
1975-76	Milwaukee	38	44
1976-77	Denver	50	32
1977-78	Denver	48	34
1978-79	Kansas City	48	34
1979-80	Milwaukee	49	33
1980-81	San Antonio	52	30
1981-82	San Antonio	48	34
1982-83	San Antonio	53	29
1983-84	Utah	45	37
1984-85	Denver	52	30
1985-86	Houston	51	31
1986-87	Dallas	55	27
1987-88	Denver	54	28
1988-89	Utah	51	31
1989-90	San Antonio	56	26
1990-91	San Antonio	55	27
1991-92	Utah	55	27
1992-93	Houston	55	27
1993-94	Houston	58	24
1994-95	San Antonio	62	20
1995-96	San Antonio	59	23
1996-97	Utah	64	18
1997-98	Utah	62	20
1998-99	San Antonio	37	13
1999-00	Utah	55	27
2000-01	San Antonio	58	24
2001-02	San Antonio	58	24
2002-03	San Antonio	60	22
2003-04	Minnesota	58	24

## SOUTHWEST DIVISION

SEASON	TEAM	W	L
2004-05	San Antonio	59	23
2005-06	San Antonio	63	19
2006-07	Dallas	67	15
2007-08	New Orleans	56	26
2008-09	San Antonio	54	28
2009-10	Dallas	55	27
2010-11	San Antonio	61	21
2011-12	San Antonio	50	16

## NORTHWEST DIVISION

SEASON	TEAM	W	L
2004-05	Seattle	52	30
2005-06	Denver	44	38
2006-07	Utah	51	31
2007-08	Utah	54	28
2008-09	Denver	54	28
2009-10	Denver	53	29
2010-11	Oklahoma City	55	27
2011-12	Oklahoma City	47	19

## PACIFIC DIVISION

SEASON	TEAM	W	L
1970-71	Los Angeles	48	34
1971-72	Los Angeles	69	13
1972-73	Los Angeles	60	22
1973-74	Los Angeles	47	35
1974-75	Golden State	48	34
1975-76	Golden State	59	23
1976-77	Los Angeles	53	29
1977-78	Portland	58	24
1978-79	Seattle	52	30
1979-80	Los Angeles	60	22
1980-81	Phoenix	57	25
1981-82	Los Angeles	57	25
1982-83	Los Angeles	58	24
1983-84	Los Angeles	54	28
1984-85	L.A. Lakers	62	20
1985-86	L.A. Lakers	62	20
1986-87	L.A. Lakers	65	17
1987-88	L.A. Lakers	62	20
1988-89	L.A. Lakers	57	25
1989-90	L.A. Lakers	63	19
1990-91	Portland	63	19
1991-92	Portland	57	25
1992-93	Phoenix	62	20
1993-94	Seattle	63	19
1994-95	Phoenix	59	23
1995-96	Seattle	64	18
1996-97	Seattle	57	25
1997-98	Seattle	61	21
1998-99	Portland	35	15
1999-00	L.A. Lakers	67	15
2000-01	L.A. Lakers	56	26
2001-02	Sacramento	61	21
2002-03	Sacramento	59	23
2003-04	L.A. Lakers	56	26
2004-05	Phoenix	62	20
2005-06	Phoenix	54	28
2006-07	Phoenix	61	21
2007-08	L.A. Lakers	57	25
2008-09	L.A. Lakers	65	17
2009-10	L.A. Lakers	57	25
2010-11	L.A. Lakers	57	25
2011-12	L.A. Lakers	41	25



COACH OF THE YEAR

1962-63	Harry Gallatin	St. Louis
1963-64	Alex Hannum	San Francisco
1964-65	Red Auerbach	Boston
1965-66	Dolph Schayes	Philadelphia
<b>1966-67</b>	<b>JOHNNY KERR</b>	<b>CHICAGO</b>
1967-68	Richie Guerin	St. Louis
1968-69	Gene Shue	Baltimore
1969-70	Red Holzman	New York
<b>1970-71</b>	<b>DICK MOTTA</b>	<b>CHICAGO</b>
1971-72	Bill Sharman	Los Angeles
1972-73	Tom Heinsohn	Boston
1973-74	Ray Scott	Detroit
1974-75	Phil Johnson	Kansas City
1975-76	Bill Fitch	Cleveland
1976-77	Tom Nissalke	Houston
1977-78	Hubie Brown	Atlanta
1978-79	Cotton Fitzsimmons	Kansas City
1979-80	Bill Fitch	Boston
1980-81	Jack McKinney	Indiana
1981-82	Gene Shue	Washington
1982-83	Don Nelson	Milwaukee
1983-84	Frank Layden	Utah
1984-85	Don Nelson	Milwaukee
1985-86	Mike Fratello	Atlanta
1986-87	Mike Schuler	Portland
1987-88	Doug Moe	Denver
1988-89	Cotton Fitzsimmons	Phoenix
1989-90	Pat Riley	L.A. Lakers
1990-91	Don Chaney	Houston
1991-92	Don Nelson	Golden State
1992-93	Pat Riley	New York
1993-94	Lenny Wilkens	Atlanta
1994-95	Del Harris	L.A. Lakers
<b>1995-96</b>	<b>PHIL JACKSON</b>	<b>CHICAGO</b>
1996-97	Pat Riley	Miami
1997-98	Larry Bird	Indiana
1998-99	Mike Dunleavy	Portland
1999-00	Doc Rivers	Orlando
2000-01	Larry Brown	Philadelphia
2001-02	Rick Carlisle	Detroit
2002-03	Gregg Popovich	San Antonio
2003-04	Hubie Brown	Memphis
2004-05	Mike D'Antoni	Phoenix
2005-06	Avery Johnson	Dallas
2006-07	Sam Mitchell	Toronto
2007-08	Byron Scott	New Orleans
2008-09	Mike Brown	Cleveland
2009-10	Scott Brooks	Oklahoma City
<b>2010-11</b>	<b>TOM THIBODEAU</b>	<b>CHICAGO</b>
2011-12	Gregg Popovich	San Antonio

MOST VALUABLE PLAYER

1955-56	Bob Pettit	St. Louis
1956-57	Bob Cousy	Boston
1957-58	Bill Russell	Boston
1958-59	Bob Pettit	St. Louis
1959-60	Wilt Chamberlain	Philadelphia
1960-61	Bill Russell	Boston
1961-62	Bill Russell	Boston
1962-63	Bill Russell	Boston
1963-64	Oscar Robertson	Cincinnati
1964-65	Bill Russell	Boston
1965-66	Wilt Chamberlain	Philadelphia
1966-67	Wilt Chamberlain	Philadelphia
1967-68	Wilt Chamberlain	Philadelphia
1968-69	Wes Unseld	Baltimore
1969-70	Willis Reed	New York
1970-71	Kareem Abdul-Jabbar	Milwaukee
1971-72	Kareem Abdul-Jabbar	Milwaukee
1972-73	Dave Cowens	Boston
1973-74	Kareem Abdul-Jabbar	Los Angeles
1974-75	Bob McAdoo	Buffalo
1975-76	Kareem Abdul-Jabbar	Los Angeles
1976-77	Kareem Abdul-Jabbar	Los Angeles
1977-78	Bill Walton	Portland
1978-79	Moses Malone	Houston
1979-80	Kareem Abdul-Jabbar	Los Angeles

MOST VALUABLE PLAYER (CONT.)

1980-81	Julius Erving	Philadelphia
1981-82	Moses Malone	Houston
1982-83	Moses Malone	Philadelphia
1983-84	Larry Bird	Boston
1984-85	Larry Bird	Boston
1985-86	Larry Bird	Boston
1986-87	Magic Johnson	L.A. Lakers
<b>1987-88</b>	<b>MICHAEL JORDAN</b>	<b>CHICAGO</b>
1988-89	Magic Johnson	L.A. Lakers
1989-90	Magic Johnson	L.A. Lakers
<b>1990-91</b>	<b>MICHAEL JORDAN</b>	<b>CHICAGO</b>
<b>1991-92</b>	<b>MICHAEL JORDAN</b>	<b>CHICAGO</b>
1992-93	Charles Barkley	Phoenix
1993-94	Hakeem Olajuwon	Houston
1994-95	David Robinson	San Antonio
<b>1995-96</b>	<b>MICHAEL JORDAN</b>	<b>CHICAGO</b>
1996-97	Karl Malone	Utah
<b>1997-98</b>	<b>MICHAEL JORDAN</b>	<b>CHICAGO</b>
1998-99	Karl Malone	Utah
1999-00	Shaquille O'Neal	L.A. Lakers
2000-01	Allen Iverson	Philadelphia
2001-02	Tim Duncan	San Antonio
2002-03	Tim Duncan	San Antonio
2003-04	Kevin Garnett	Minnesota
2004-05	Steve Nash	Phoenix
2005-06	Steve Nash	Phoenix
2006-07	Dirk Nowitzki	Dallas
2007-08	Kobe Bryant	L.A. Lakers
2008-09	LeBron James	Cleveland
2009-10	LeBron James	Cleveland
<b>2010-11</b>	<b>DERRICK ROSE</b>	<b>CHICAGO</b>
2011-12	LeBron James	Miami

ROOKIE OF THE YEAR

1952-53	Don Meineke	Fort Wayne
1953-54	Ray Felix	Baltimore
1954-55	Bob Pettit	Milwaukee
1955-56	Maurice Stokes	Rochester
1956-57	Tom Heinsohn	Boston
1957-58	Woody Sauldsberry	Philadelphia
1958-59	Elgin Baylor	Minneapolis
1959-60	Wilt Chamberlain	Philadelphia
1960-61	Oscar Robertson	Cincinnati
1961-62	Walt Bellamy	Chicago
1962-63	Terry Dischinger	Chicago
1963-64	Jerry Lucas	Cincinnati
1964-65	Willis Reed	New York
1965-66	Rick Barry	San Francisco
1966-67	Dave Bing	Detroit
1967-68	Earl Monroe	Baltimore
1968-69	Wes Unseld	Baltimore
1969-70	Kareem Abdul-Jabbar	Milwaukee
1970-71	Geoff Petrie	Portland
	Dave Cowens	Boston
1971-72	Sidney Wicks	Portland
1972-73	Bob McAdoo	Buffalo
1973-74	Ernie DiGregorio	Buffalo
1974-75	Keith Wikes	Golden State
1975-76	Alvan Adams	Phoenix
1976-77	Adrian Dantley	Buffalo
1977-78	Walter Davis	Phoenix
1978-79	Phil Ford	Kansas City
1979-80	Larry Bird	Boston
1980-81	Darrell Griffith	Utah
1981-82	Buck Williams	New Jersey
1982-83	Terry Cummings	San Diego
1983-84	Ralph Sampson	Houston
<b>1984-85</b>	<b>MICHAEL JORDAN</b>	<b>CHICAGO</b>
1985-86	Patrick Ewing	New York
1986-87	Chuck Person	Indiana
1987-88	Mark Jackson	New York
1988-89	Mitch Richmond	Golden State
1989-90	David Robinson	San Antonio
1990-91	Derrick Coleman	New Jersey
1991-92	Larry Johnson	Charlotte
1992-93	Shaquille O'Neal	Orlando
1993-94	Chris Webber	Golden State



## ROOKIE OF THE YEAR (CONT.)

1994-95	Grant Hill	Detroit
	Jason Kidd	Dallas
1995-96	Damon Stoudamire	Toronto
1996-97	Allen Iverson	Philadelphia
1997-98	Tim Duncan	San Antonio
1998-99	Vince Carter	Toronto
<b>1999-00</b>	<b>ELTON BRAND</b>	<b>CHICAGO</b>
	Steve Francis	Houston
2000-01	Mike Miller	Orlando
2001-02	Pau Gasol	Memphis
2002-03	Amare Stoudemire	Phoenix
2003-04	LeBron James	Cleveland
2004-05	Emeka Okafor	Charlotte
2005-06	Chris Paul	N.O./Okla. City
2006-07	Brandon Roy	Portland
2007-08	Kevin Durant	Seattle
<b>2008-09</b>	<b>DERICK ROSE</b>	<b>CHICAGO</b>
2009-10	Tyreke Evans	Sacramento
2010-11	Blake Griffin	L.A. Clippers
2011-12	Kyrie Irving	Cleveland

## EXECUTIVE OF THE YEAR

1972-73	Joe Axelson	Kansas City
1973-74	Eddie Donovan	Buffalo
1974-75	Dick Vertlieb	Golden State
1975-76	Jerry Colangelo	Phoenix
1976-77	Ray Patterson	Houston
1977-78	Angelo Drossos	San Antonio
1978-79	Bob Ferry	Boston
1979-80	Red Auerbach	Boston
1980-81	Jerry Colangelo	Phoenix
1981-82	Bob Ferry	Washington
1982-83	Zollie Volchok	Seattle
1983-84	Frank Layden	Utah
1984-85	Vince Boryia	Denver
1985-86	Stan Kasten	Atlanta
1986-87	Stan Kasten	Atlanta
<b>1987-88</b>	<b>JERRY KRAUSE</b>	<b>CHICAGO</b>
1988-89	Jerry Colangelo	Phoenix
1989-90	Bob Bass	San Antonio
1990-91	Bucky Buckwalter	Portland
1991-92	Wayne Embry	Cleveland
1992-93	Jerry Colangelo	Phoenix
1993-94	Bob Whitsitt	Seattle
1994-95	Jerry West	L.A. Lakers
<b>1995-96</b>	<b>JERRY KRAUSE</b>	<b>CHICAGO</b>
1996-97	Bob Bass	Charlotte
1997-98	Wayne Embry	Cleveland
1998-99	Geoff Petrie	Sacramento
1999-00	John Gabriel	Orlando
2000-01	Geoff Petrie	Sacramento
2001-02	Rod Thorn	New Jersey
2002-03	Joe Dumars	Detroit
2003-04	Jerry West	Memphis
2004-05	Bryan Colangelo	Phoenix
2005-06	Elgin Baylor	L.A. Clippers
2006-07	Bryan Colangelo	Toronto
2007-08	Danny Ainge	Boston
2008-09	Mark Warkentien	Denver
2009-10	John Hammond	Milwaukee
<b>2010-11</b>	<b>GAR FORMAN</b>	<b>CHICAGO</b>
	Pat Riley	Miami
	Larry Bird	Indiana

## DEFENSIVE PLAYER OF THE YEAR

1982-83	Sidney Moncrief	Milwaukee
1983-84	Sidney Moncrief	Milwaukee
1984-85	Mark Eaton	Utah
1985-86	Alvin Robertson	San Antonio
1986-87	Michael Cooper	L.A. Lakers
<b>1987-88</b>	<b>MICHAEL JORDAN</b>	<b>CHICAGO</b>
1988-89	Mark Eaton	Utah
1989-90	Dennis Rodman	Detroit
1990-91	Dennis Rodman	Detroit

## DEFENSIVE PLAYER OF THE YEAR (CONT.)

1991-92	David Robinson	San Antonio
1992-93	Hakeem Olajuwon	Houston
1993-94	Hakeem Olajuwon	Houston
1994-95	Dikembe Mutombo	Denver
1995-96	Gary Payton	Seattle
1996-97	Dikembe Mutombo	Atlanta
1997-98	Dikembe Mutombo	Atlanta
1998-99	Alonzo Mourning	Miami
1999-00	Alonzo Mourning	Miami
2000-01	Dikembe Mutombo	Philadelphia
2001-02	Ben Wallace	Detroit
2002-03	Ben Wallace	Detroit
2003-04	Ron Artest	Indiana
2004-05	Ben Wallace	Detroit
2005-06	Ben Wallace	Detroit
2006-07	Marcus Camby	Denver
2007-08	Kevin Garnett	Boston
2008-09	Dwight Howard	Orlando
2009-10	Dwight Howard	Orlando
2010-11	Dwight Howard	Orlando
2011-12	Tyson Chandler	New York

## SIXTH MAN AWARD

1982-83	Bobby Jones	Philadelphia
1983-84	Kevin McHale	Boston
1984-85	Kevin McHale	Boston
1985-86	Bill Walton	Boston
1986-87	Ricky Pierce	Milwaukee
1987-88	Roy Tarpley	Dallas
1988-89	Eddie Johnson	Phoenix
1989-90	Ricky Pierce	Milwaukee
1990-91	Detlef Schrempf	Indiana
1991-92	Detlef Schrempf	Indiana
1992-93	Cliff Robinson	Portland
1993-94	Dell Curry	Charlotte
1994-95	Anthony Mason	New York
<b>1995-96</b>	<b>TONI KUKOC</b>	<b>CHICAGO</b>
1996-97	John Starks	New York
1997-98	Danny Manning	Phoenix
1998-99	Darrell Armstrong	Orlando
1999-00	Rodney Rogers	Phoenix
2000-01	Aaron McKie	Philadelphia
2001-02	Corliss Williamson	Detroit
2002-03	Bobby Jackson	Sacramento
2003-04	Antawn Jamison	Dallas
<b>2004-05</b>	<b>BEN GORDON</b>	<b>CHICAGO</b>
2005-06	Mike Miller	Memphis
2006-07	Leandro Barbosa	Phoenix
2007-08	Manu Ginobili	San Antonio
2008-09	Jason Terry	Dallas
2009-10	Jamal Crawford	Atlanta
2010-11	Lamar Odom	L.A. Lakers
2011-12	James Harden	Oklahoma City

## NBA FINALS MVP

1969	Jerry West	L.A. Lakers
1970	Willis Reed	New York
1971	Kareem Abdul Jabbar	Milwaukee
1972	Wilt Chamberlain	L.A. Lakers
1973	Willis Reed	New York
1974	John Havlicek	Boston
1975	Rick Barry	Golden State
1976	Jo Jo White	Boston
1977	Bill Walton	Portland
1978	Wes Unseld	Washington
1979	Dennis Johnson	Seattle
1980	Magic Johnson	L.A. Lakers
1981	Cedric Maxwell	Boston
1982	Magic Johnson	L.A. Lakers
1983	Moses Malone	Philadelphia
1984	Larry Bird	Boston
1985	Kareem Abdul Jabbar	L.A. Lakers
1986	Larry Bird	Boston
1987	Magic Johnson	L.A. Lakers



**NBA FINALS MVP (CONT.)**

1988	James Worthy	L.A. Lakers
1989	Joe Dumars	Detroit
1990	Isiah Thomas	Detroit
1991	<b>MICHAEL JORDAN</b>	<b>CHICAGO</b>
1992	<b>MICHAEL JORDAN</b>	<b>CHICAGO</b>
1993	<b>MICHAEL JORDAN</b>	<b>CHICAGO</b>
1994	Hakeem Olajuwon	Houston
1995	Hakeem Olajuwon	Houston
1996	<b>MICHAEL JORDAN</b>	<b>CHICAGO</b>
1997	<b>MICHAEL JORDAN</b>	<b>CHICAGO</b>
1998	<b>MICHAEL JORDAN</b>	<b>CHICAGO</b>
1999	Tim Duncan	San Antonio
2000	Shaquille O'Neal	L.A. Lakers
2001	Shaquille O'Neal	L.A. Lakers
2002	Shaquille O'Neal	L.A. Lakers
2003	Tim Duncan	San Antonio
2004	Chauncey Billups	Detroit
2005	Tim Duncan	San Antonio
2006	Dwyane Wade	Miami
2007	Tony Parker	San Antonio
2008	Paul Pierce	Boston
2009	Kobe Bryant	LA Lakers
2010	Kobe Bryant	LA Lakers
2011	Dirk Nowitzki	Dallas
2012	LeBron James	Miami

**SPORTSMANSHIP AWARD**

1995-96	Joe Dumars	Detroit
1996-97	Terrell Brandon	Cleveland
1997-98	Avery Johnson	San Antonio
1998-99	Hersey Hawkins	Seattle
1999-00	Eric Snow	Philadelphia
2000-01	David Robinson	San Antonio
2001-02	Steve Smith	San Antonio
2002-03	Ray Allen	Seattle
2003-04	P.J. Brown	New Orleans
2004-05	Grant Hill	Orlando
2005-06	Elton Brand	L.A. Clippers
<b>2006-07</b>	<b>LUOL DENG</b>	<b>CHICAGO</b>
2007-08	Grant Hill	Phoenix
2008-09	Chauncey Billups	Denver
2009-10	Grant Hill	Phoenix
2010-11	Stephen Curry	Golden State
2011-12	Jason Kidd	Dallas Mavericks

**MOST IMPROVED PLAYER**

1985-86	Alvin Robertson	San Antonio
1986-87	Dale Ellis	Seattle
1987-88	Kevin Duckworth	Portland
1988-89	Kevin Johnson	Phoenix
1989-90	Rony Seikaly	Miami
1990-91	Scott Skiles	Orlando
1991-92	Pervis Ellison	Washington
1992-93	Mahmoud Abdul-Rauf	Denver
1993-94	Don MacLean	Washington
1994-95	Dana Barros	Philadelphia
1995-96	Gheorghe Muresan	Washington
1996-97	Isaac Austin	Miami
1997-98	Alan Henderson	Atlanta
1998-99	Darrell Armstrong	Orlando
1999-00	Jalen Rose	Indiana
2000-01	Tracy McGrady	Orlando
2001-02	Jermaine O'Neal	Indiana
2002-03	Gilbert Arenas	Golden State
2003-04	Zach Randolph	Portland
2004-05	Bobby Simmons	L.A. Clippers
2005-06	Boris Diaw	Phoenix
2006-07	Monta Ellis	Golden State
2007-08	Hedo Turkoglu	Orlando
2008-09	Danny Granger	Indiana
2009-10	Aaron Brooks	Houston
2010-11	Kevin Love	Minnesota
2011-12	Ryan Anderson	Orlando

**CITIZENSHIP AWARD**

1974-75	Wes Unseld	Washington
1975-76	Slick Watts	Seattle
1976-77	Dave Bing	Washington
1977-78	Bob Lanier	Detroit
1978-79	Calvin Murphy	Houston
1979-80	Austin Carr	Cleveland
1980-81	Mike Glenn	New York
1981-82	Kent Benson	Detroit
1982-83	Julius Erving	Philadelphia
1983-84	Frank Layden	Utah
1984-85	Dan Issel	Denver
1985-86	Michael Cooper	L.A. Lakers
	Rory Sparrow	New York
	Isiah Thomas	Detroit
1986-87	Alex English	Denver
1988-89	Thurl Bailey	Utah
1989-90	Doc Rivers	Atlanta
1990-91	Kevin Johnson	Phoenix
1991-92	Magic Johnson	L.A. Lakers
1992-93	Terry Porter	Portland
1993-94	Joe Dumars	Detroit
1994-95	Joe O'Toole	Atlanta
1995-96	Chris Dudley	Portland
1996-97	P.J. Brown	Miami
1997-98	Steve Smith	Atlanta
1998-99	Brian Grant	Portland
1999-00	Viade Divac	Sacramento
2000-01	Dikembe Mutombo	Philadelphia
2001-02	Alonzo Mourning	Miami
2002-03	David Robinson	San Antonio
2003-04	Reggie Miller	Indiana
2004-05	Eric Snow	Cleveland
2005-06	Kevin Garnett	Minnesota
2006-07	Steve Nash	Phoenix
2007-08	Chauncey Billups	Detroit
2008-09	Dikembe Mutombo	Houston
2009-10	Samuel Dalembert	Philadelphia
2010-11	Ron Artest	L.A. Lakers
2011-12	Pau Gasol	L.A. Lakers

**IBM AWARD**

1983-84	Magic Johnson	L.A. Lakers
<b>1984-85</b>	<b>MICHAEL JORDAN</b>	<b>CHICAGO</b>
1985-86	Charles Barkley	Philadelphia
1986-87	Charles Barkley	Philadelphia
1987-88	Charles Barkley	Philadelphia
<b>1988-89</b>	<b>MICHAEL JORDAN</b>	<b>CHICAGO</b>
1989-90	David Robinson	San Antonio
1990-91	David Robinson	San Antonio
1991-92	Dennis Rodman	Detroit
1992-93	Hakeem Olajuwon	Houston
1993-94	David Robinson	San Antonio
1994-95	David Robinson	San Antonio
1995-96	David Robinson	San Antonio
1996-97	Grant Hill	Detroit
1997-98	Karl Malone	Utah
1998-99	Dikembe Mutombo	Atlanta
1999-00	Shaquille O'Neal	L.A. Lakers
2000-01	Shaquille O'Neal	L.A. Lakers
2001-02	Tim Duncan	San Antonio





## NBA CHAMPIONS YEAR-BY-YEAR

SEASON	WINNING TEAM	COACH	LOSING TEAM	SERIES
1946-47	Philadelphia	Eddie Gottlieb	Chicago	4-1
1947-48	Baltimore	Buddy Jeannette	Philadelphia	4-2
1948-49	Minneapolis	John Kundla	Washington	4-2
1949-50	Minneapolis	John Kundla	Syracuse	4-2
1950-51	Rochester	Les Harrison	New York	4-3
1951-52	Minneapolis	John Kundla	New York	4-3
1952-53	Minneapolis	John Kundla	New York	4-1
1953-54	Minneapolis	John Kundla	Syracuse	4-3
1954-55	Syracuse	Al Cervi	Fort Wayne	4-3
1955-56	Philadelphia	George Senesky	Fort Wayne	4-1
1956-57	Boston	Red Auerbach	St. Louis	4-3
1957-58	St. Louis	Alex Hannum	Boston	4-2
1958-59	Boston	Red Auerbach	Minneapolis	4-0
1959-60	Boston	Red Auerbach	St. Louis	4-3
1960-61	Boston	Red Auerbach	St. Louis	4-1
1961-62	Boston	Red Auerbach	Los Angeles	4-3
1962-63	Boston	Red Auerbach	Los Angeles	4-2
1963-64	Boston	Red Auerbach	San Francisco	4-1
1964-65	Boston	Red Auerbach	Los Angeles	4-1
1965-66	Boston	Red Auerbach	Los Angeles	4-3
1966-67	Philadelphia	Alex Hannum	San Francisco	4-2
1967-68	Boston	Bill Russell	Los Angeles	4-2
1968-69	Boston	Bill Russell	Los Angeles	4-3
1969-70	New York	Red Holzman	Los Angeles	4-3
1970-71	Milwaukee	Larry Costello	Baltimore	4-0
1971-72	Los Angeles	Bill Sharman	New York	4-1
1972-73	New York	Red Holzman	Los Angeles	4-1
1973-74	Boston	Tom Heinsohn	Milwaukee	4-3
1974-75	Golden State	Al Attles	Washington	4-0
1975-76	Boston	Tom Heinsohn	Phoenix	4-2
1976-77	Portland	Jack Ramsay	Philadelphia	4-2
1977-78	Washington	Dick Motta	Seattle	4-3
1978-79	Seattle	Lenny Wilkens	Washington	4-1
1979-80	Los Angeles	Paul Westhead/Jack McKinney	Philadelphia	4-2
1980-81	Boston	Bill Fitch	Houston	4-2
1981-82	Los Angeles	Pat Riley	Philadelphia	4-2
1982-83	Philadelphia	Billy Cunningham	L.A. Lakers	4-0
1983-84	Boston	KC Jones	L.A. Lakers	4-3
1984-85	L.A. Lakers	Pat Riley	Boston	4-2
1985-86	Boston	KC Jones	Houston	4-2
1986-87	L.A. Lakers	Pat Riley	Boston	4-2
1987-88	L.A. Lakers	Pat Riley	Detroit	4-3
1988-89	Detroit	Chuck Daly	L.A. Lakers	4-0
1989-90	Detroit	Chuck Daly	Portland	4-1
<b>1990-91</b>	<b>CHICAGO</b>	<b>PHIL JACKSON</b>	<b>L.A. LAKERS</b>	<b>4-1</b>
<b>1991-92</b>	<b>CHICAGO</b>	<b>PHIL JACKSON</b>	<b>PORTLAND</b>	<b>4-2</b>
<b>1992-93</b>	<b>CHICAGO</b>	<b>PHIL JACKSON</b>	<b>PHOENIX</b>	<b>4-2</b>
1993-94	Houston	Rudy Tomjanovich	New York	4-3
1994-95	Houston	Rudy Tomjanovich	Orlando	4-0
<b>1995-96</b>	<b>CHICAGO</b>	<b>PHIL JACKSON</b>	<b>SEATTLE</b>	<b>4-2</b>
<b>1996-97</b>	<b>CHICAGO</b>	<b>PHIL JACKSON</b>	<b>UTAH</b>	<b>4-2</b>
<b>1997-98</b>	<b>CHICAGO</b>	<b>PHIL JACKSON</b>	<b>UTAH</b>	<b>4-2</b>
1998-99	San Antonio	Gregg Popovich	New York	4-1
1999-00	L.A. Lakers	Phil Jackson	Indiana	4-2
2000-01	L.A. Lakers	Phil Jackson	Philadelphia	4-1
2001-02	L.A. Lakers	Phil Jackson	New Jersey	4-0
2002-03	San Antonio	Gregg Popovich	New Jersey	4-2
2003-04	Detroit Pistons	Larry Brown	L.A. Lakers	4-1
2004-05	San Antonio Spurs	Gregg Popovich	Detroit	4-3
2005-06	Miami Heat	Pat Riley	Dallas	4-2
2006-07	San Antonio Spurs	Gregg Popovich	Cleveland	4-0
2007-08	Boston Celtics	Glenn "Doc" Rivers	L.A. Lakers	4-2
2008-09	L.A. Lakers	Phil Jackson	Orlando Magic	4-1
2009-10	L.A. Lakers	Phil Jackson	Boston Celtics	4-3
2010-11	Dallas Mavericks	Rick Carlisle	Miami Heat	4-2
2011-12	Miami Heat	Erik Spoelstra	Oklahoma City Thunder	4-1



# ★ ★ ★ ★ 2012 NBA DRAFT RESULTS

## 2012 NBA DRAFT FIRST ROUND

PICK	PLAYER	TEAM	COLLEGE/COUNTRY
1	Anthony Davis	New Orleans Hornets	Kentucky
2	Michael Kidd-Gilchrist	Charlotte Bobcats	Kentucky
3	Bradley Beal	Washington Wizards	Florida
4	Dion Waiters	Cleveland Cavaliers	Syracuse
5	Thomas Robinson	Sacramento Kings	Kansas
6	Damian Lillard	Portland Trail Blazers	Weber State
7	Harrison Barnes	Golden State Warriors	North Carolina
8	Terrence Ross	Toronto Raptors	Washington
9	Andre Drummond	Detroit Pistons	Connecticut
10	Austin Rivers	New Orleans Hornets	Duke
11	Meyers Leonard	Portland Trail Blazers	Illinois
12	Jeremy Lamb	Houston Rockets	Connecticut
13	Kendall Marshall	Phoenix Suns	North Carolina
14	John Henson	Milwaukee Bucks	North Carolina
15	Maurice Harkless	Philadelphia 76ers	St. John's
16	Royce White	Houston Rockets	Iowa State
17	Tyler Zeller	Dallas Mavericks	North Carolina
18	Terrence Jones	Houston Rockets	Kentucky
19	Andrew Nicholson	Orlando Magic	St. Bonaventure
20	Evan Fournier	Denver Nuggets	France
21	Jared Sullinger	Boston Celtics	Ohio State
22	Fab Melo	Boston Celtics	Syracuse
23	John Jenkins	Atlanta Hawks	Vanderbilt
24	Jared Cunningham	Cleveland Cavaliers	Oregon State
25	Tony Wroten, Jr.	Memphis Grizzlies	Washington
26	Miles Plumlee	Indiana Pacers	Duke
27	Arnett Moultrie	Miami Heat	Mississippi State
28	Perry Jones III	Oklahoma City Thunder	Baylor
29	<b>MARQUIS TEAGUE</b>	<b>CHICAGO BULLS</b>	<b>KENTUCKY</b>
30	Festus Ezeli	Golden State Warriors	Vanderbilt

## 2012 NBA DRAFT SECOND ROUND

PICK	PLAYER	TEAM	COLLEGE/COUNTRY
31	Jeff Taylor	Charlotte Bobcats	Vanderbilt
32	Tomas Satoransky	Washington Wizards	Spain
33	Bernard James	Cleveland Cavaliers	Florida State
34	Jae Crowder	Cleveland Cavaliers	Marquette
35	Draymond Green	Golden State Warriors	Michigan State
36	Orlando Johnson	Sacramento Kings	UC Santa Barbara
37	Quincy Acy	Toronto Raptors	Baylor
38	Quincy Miller	Denver Nuggets	Baylor
39	Khris Middleton	Detroit Pistons	Texas A&M
40	Will Barton	Portland Trail Blazers	Memphis
41	Tyshawn Taylor	Portland Trail Blazers	Kansas
42	Doron Lamb	Milwaukee Bucks	Kentucky
43	Mike Scott	Atlanta Hawks	Virginia
44	Kim English	Detroit Pistons	Missouri
45	Justin Hamilton	Philadelphia 76ers	Louisiana State
46	Darius Miller	New Orleans Hornets	Kentucky
47	Kevin Murphy	Utah Jazz	Tennessee Tech
48	Kostas Papanikolaou	New York Knicks	Greece
49	Kyle O'Quinn	Orlando Magic	Norfolk State
50	Izzet Turkyilmaz	Denver Nuggets	Turkey
51	Kris Joseph	Boston Celtics	Syracuse
52	Ognjen Kuzmic	Golden State Warriors	Spain
53	Furkan Aldemir	Los Angeles Clippers	Turkey
54	Tornike Shengelia	Philadelphia 76ers	Belgium
55	Darius Johnson-Odom	Dallas Mavericks	Marquette
56	Tomislav Zubcic	Toronto Raptors	Croatia
57	Ilkan Karaman	Brooklyn Nets	Turkey
58	Robbie Hummel	Minnesota Timberwolves	Purdue
59	Marcus Denmon	San Antonio Spurs	Missouri
60	Robert Sacre	Los Angeles Lakers	Gonzaga

FRONT OFFICE BALL OPS PLAYERS THE NBA OPPONENTS 2011-12 SEASON RECORDS PLAYOFFS HISTORY COMMUNITY MEDIA CONTENTS



## 2012-2013 NBA OFFICIATING STAFF

6	Tony Brown	44	Eli Roe
7	Kevin Fehr	45	Brian Forte
8	Marc Davis	47	Bennie Adams
9	Derrick Stafford	48	Scott Foster
10	Ron Garretson	49	Tom Washington
11	Derrick Collins	50	Olandis Poole
12	Violet Palmer	52	Scott Twardoski
13	Monty McCutchen	54	Nick Buchert
14	Ed Malloy	55	Bill Kennedy
15	Bennett Salvatore	56	Mark Ayotte
16	David Guthrie	57	Greg Willard
17	Joe Crawford	58	Josh Tiven
18	Matt Boland	59	Gary Zielinski
19	James Capers	60	James Williams
20	Leroy Richardson	61	Courtney Kirkland
22	Bill Spooner	63	Derek Richardson
23	Jason Phillips	65	Sean Wright
24	Mike Callahan	66	Haywoode Workman
25	Tony Brothers	68	Marat Kogut
26	Pat Fraher	70	Brent Barnaky
27	Dick Bavetta	71	Rodney Mott
28	Zach Zarba	72	JT Orr
29	Mark Lindsay	73	Tre Maddox
30	John Goble	74	Curtis Blair
31	Scott Wall	75	Eric Dalen
32	Eddie F. Rush	77	Karl Lane
33	Sean Corbin	79	Kevin Scott
34	Kevin Cutler		
35	Kane Fitzgerald		
36	David Jones	37	Lauren Holtkamp
38	Michael Smith	39	Brenda Pantoja
40	Leon Wood	46	Ben Taylor
41	Ken Mauer	64	SirAllen Conner
42	Eric Lewis	76	Steve Anderson
43	Dan Crawford	78	Scott Bolnick

### NON-STAFF OFFICIALS:

37	Lauren Holtkamp
39	Brenda Pantoja
46	Ben Taylor
64	SirAllen Conner
76	Steve Anderson
78	Scott Bolnick

# McGRATH

And  
Here's  
Chicago's  
Winning  
Line-Up



**McGRATH**  
OF WESTMONT

 **LEXUS**

500 E. Ogden Ave., Westmont  
(630) 323-5600

**McGRATH**  
OF CHICAGO

 **LEXUS**

1250 W. Division St., Chicago  
(773) 342-6300

**McGRATH**  
OF WESTMONT

 **ACURA**

400 East Ogden Ave., Westmont  
(630) 323-8200

  
**McGRATH**  
CITY  **HONDA**

6720 W. Grand Ave., Chicago  
(888) 525-0545

  
**McGRATH**  
CITY  **HYUNDAI**

6750 W. Grand Ave., Chicago  
(888) 318-0646

*When You Do The Math... You'll Choose McGrath!*

[www.mcgrathimports.com](http://www.mcgrathimports.com)

THE

# UNBEATABLE BULL AUTOMOTIVE GROUP!



## Currie Motors

NICE PEOPLE TO DO BUSINESS WITH

VISIT OUR WEB SITE: [WWW.CURRIEMOTORS.COM](http://www.curriemotors.com)

 Currie Motors



**FORD of  
FRANKFORT**

9423 W. LINCOLN HWY.  
(Route 30 & Route 45)  
FRANKFORT, IL  
**708-479-1100**



2013 FORD  
ROUSH  
MUSTANG



YOUR  
OFFICIAL  
ROUSH  
MUSTANG  
DEALER

**#1 Ford  
Truck  
Dealer**  
*in the Midwest!*

 Currie Motors



**CHEVROLET**

OF FOREST PARK  
8401 ROOSEVELT ROAD  
(Just East of 1st Avenue)  
FOREST PARK, IL  
**708-771-2600**



2013 CHEVY  
CAMARO  
CONVERTIBLE



Chevy Runs Deep



 Currie Motors

**DRIVERS  
EDGE**

OF OLYMPIA FIELDS  
21000 S. WESTERN AVE.  
(Route 30 & Western Ave)  
OLYMPIA FIELDS, IL  
**708-748-1500**

**Quality  
Pre-Driven  
Vehicles!**



**SE HABLA  
ESPAÑOL!**

 Currie Motors

**AUTO  
CREDIT  
OUTLET**

**BUY HERE, PAY HERE!**

2725 BELVIDERE ROAD  
WAUKEGAN, IL  
**866-272-8962**



Napleton Fleet Group



## Want to Get Ahead?

Relax. Napleton Fleet Group can handle all of your company's vehicle needs—anywhere in the country. Whether you need to lease or purchase, we have the products, services, and people to get you back on the road in style.

Call us today or visit us at [www.napleton.com](http://www.napleton.com)  
P.O. Box 5226 Oak Brook, IL 60522-5226  
Phone: 630.530.0250 • Fax: 630.530.0562

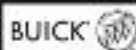


**FOR VALUE & INTEGRITY,  
IT HAS TO BE HAGGERTY!**

[www.haggertygroup.com](http://www.haggertygroup.com)



**300 W. ROOSEVELT RD.  
VILLA PARK  
(630) 279-2000**



**SALES HOURS:**

Mon.-Fri.  
9am-9:30pm  
Saturday:  
9am-5:30

**SERVICE HOURS:**

Mon.-Thurs.  
6:30am-8pm  
Friday  
6:30am-9:30pm  
Saturday  
8am-4pm

**FULL SERVICE BODY SHOP HOURS:**

Mon.-Fri.  
7:30am-6pm  
Saturday  
Closed



**300 W. ROOSEVELT RD.  
GLEN ELLYN  
(630) 469-8100**



**AN AMERICAN REVOLUTION**

**SALES HOURS:**

Mon.-Fri.  
9am-9:30pm  
Saturday  
9am-6:30pm

**SERVICE HOURS:**

Mon.-Thurs.  
6:30am-8pm  
Friday  
6:30am-9:00pm  
Saturday  
7:30am-4:30pm

**FULL SERVICE BODY SHOP HOURS:**

Mon.-Fri.  
7:30am-6:00pm  
Saturday  
Closed



**330 E. ROOSEVELT RD.  
WEST CHICAGO  
(630) 231-3200**

**SALES HOURS:**

Mon.-Fri.  
9am-9:30pm  
Saturday  
9am-5:30pm

**SERVICE HOURS:**

Mon.-Fri.  
7:30am-6pm  
Saturday  
8:00am-3:00pm

**FULL SERVICE BODY SHOP HOURS:**

Mon.-Fri.  
7:30am-6:00pm  
Saturday  
Closed

EVERY CHALLENGER MATTERS.



OPPONENTS





**Office:** Centennial Tower, 101 Marietta Street, Suite 1900 Atlanta, GA 30303  
**Phone:** (404) 878-3800 **Fax:** (404) 878-3590  
**Home Court:** Philips Arena (18,729 - opened in 1999)  
**President, Atlanta Hawks and Philips Arena:** Bob Williams  
**President of Basketball Operations/General Manager:** Danny Ferry  
**Assistant General Managers:** Wes Wilcox, David Pendergraft, Scott Wilkinson  
**Head Coach:** Larry Drew  
**Assistant Coaches:** Lester Conner, Bob Bender, Kenny Atkinson, Bob Weiss  
**Assistant Coach/Player Performance:** Pete Radulovic  
**Head Athletic Trainer:** Wally Blase  
**Director of Media Relations:** Jon Steinberg  
**Senior Manager of Media Relations:** Jason Roose  
**Radio:** 680 The Fan (680 AM) - Steve Holman  
**TV:** SportSouth - Bob Rathbun, Dominique Wilkins, Jerome Jurenovich  
**Team Colors:** Red, White and Blue  
**Division:** Southeast

### BULLS STREAKS:

Overall: 2-W  
 Home: 1-W  
 Road: 1-W

### 2012-2013 MEETINGS:

12/22 @ Atlanta  
 01/14 @ Chicago  
 02/02 @ Atlanta

### CHICAGO VS. ATLANTA 2011-12 SERIES: 4 GAMES, 3-1

DATE	SITE	BULLS	HAWKS	BULLS HI-SCORER	HAWKS HI-SCORER	BULLS HI-REBOUND	HAWKS HI-REBOUND
01/03	CHI	76	74	Rose-30	Horford-16	Asik/Boozer-9	Smith-14
01/07	ATL	94	109	Lucas-16	Smith-25	Asik-13	Horford-7
02/20	CHI	90	79	Rose-23	Pargo-19	Noah-16	Smith-12
03/28	ATL	98	77	Deng-22	Smith-19	Boozer-9	Pachulia-10
<b>TOTALS</b>	<b>4</b>	<b>358</b>	<b>339</b>				
<b>AVERAGE</b>		<b>89.5</b>	<b>84.8</b>				

### BULLS ALL-TIME VS. HAWKS: 116-101 (.535)

SEASON	HOME W-L	ROAD W-L	NEUTRAL W-L	SEASON	HOME W-L	ROAD W-L	NEUTRAL W-L
(St. Louis)				1989-90	2-0	3-0	
1966-67	1-3	2-2	1-0	1990-91	3-0	1-1	
1967-68	0-3	1-3	0-1	1991-92	2-0	3-0	
(Atlanta)				1992-93	1-1	1-1	
1968-69	1-3	0-3		1993-94	3-0	0-2	
1969-70	1-1	0-3	1-1	1994-95	1-1	3-0	
1970-71	3-0	1-1		1995-96	2-0	2-0	
1971-72	2-0	3-0		1996-97	2-0	1-1	
1972-73	1-1	1-1		1997-98	2-0	1-1	
1973-74	2-0	1-1		1998-99	0-2	1-1	
1974-75	2-0	2-0		1999-00	1-1	0-2	
1975-76	1-1	1-1		2000-01	1-1	1-1	
1976-77	2-0	0-2		2001-02	0-2	1-1	
1977-78	2-0	0-1	1-0	2002-03	1-1	1-1	
1978-79	1-1	0-2		2003-04	1-1	0-2	
1979-80	1-0	0-1		2004-05	2-0	2-0	
1980-81	2-1	2-1		2005-06	1-0	2-0	
1981-82	2-1	1-1		2006-07	2-0	2-0	
1982-83	1-2	0-3		2007-08	2-0	0-2	
1983-84	2-1	0-3		2008-09	0-2	0-1	
1984-85	1-2	2-1		2009-10	1-1	0-2	
1985-86	1-2	0-3		2010-11	1-0	1-1	
1986-87	2-1	0-3		2011-12	2-0	1-1	
1987-88	2-1	1-1		<b>TOTALS</b>	<b>67-39</b>	<b>46-60</b>	<b>3-2</b>
1988-89	1-2	1-2					



### BIGGEST WIN/WORST LOSS:

	DATE	LOCATION	SCORE	MARGIN
Biggest Win (ATL)	03/22/11	Atlanta	118-81	37
Worst Loss (ATL)	04/08/83	Atlanta	101-138	37
Biggest Win (STL)	11/06/66	Chicago	134-102	32
Worst Loss (STL)	10/20/67	Chicago	99-126	27

### LAST WIN/LOSS:

	DATE	LOCATION	SCORE
Last Win:	03/28/12	Atlanta	98-77
Last Loss:	01/07/12	Atlanta	109-94

### 2011-2012 SEASON SERIES (3-1) CHICAGO BULLS VS. ATLANTA

PLAYER	G-GS	MIN	FG-FGA	PCT	3FG-FGA	PCT	FT-FTA	PCT	OFF	DEF	TOT	AST	PF-DO	STL	TO	BLK	PTS	AVG	HI
Rose	3-3	107	19-50	.380	5-15	.333	18-24	.750	2	8	10	19	1-0	1	11	1	61	20.3	30
Deng	4-4	153	23-57	.404	8-18	.444	7-10	.700	2	20	22	11	5-0	6	7	4	61	15.3	22
Boozer	4-4	110	26-50	.520	0-0	---	7-10	.700	6	22	28	3	11-0	3	10	1	59	14.8	20
Gibson	4-0	100	18-36	.500	0-0	---	4-6	.667	10	8	18	5	9-0	3	3	4	40	10.0	19
Lucas	4-0	62	12-29	.414	6-11	.545	6-6	1.000	2	2	4	8	1-0	1	1	1	36	9.0	16
James	1-0	13	3-7	.429	1-1	1.000	0-0	---	1	0	1	2	0-0	2	0	0	7	7.0	7
Brewer	4-4	106	9-26	.346	2-5	.400	4-4	1.000	9	10	19	9	5-0	3	2	2	24	6.0	13
Watson	1-1	24	1-7	.143	1-2	.500	2-2	1.000	0	1	1	4	1-0	0	2	0	5	5.0	5
Korver	4-0	97	5-22	.227	4-14	.286	4-6	.667	2	12	14	9	11-0	4	5	1	18	4.5	13
Noah	4-4	100	7-24	.292	0-0	---	4-6	.667	10	22	32	6	9-0	2	5	4	18	4.5	10
Butler	3-0	14	3-3	1.000	0-0	---	6-6	1.000	0	3	1	4	0	0	0	0	12	4.0	12
Asik	4-0	64	7-14	.500	0-0	---	1-5	.200	7	21	28	3	6-0	3	4	4	15	3.8	8
Scalabrine	2-0	9	1-3	.333	0-1	.000	0-0	---	2	3	5	2	0-0	0	0	1	2	1.0	2
<b>BULLS</b>	<b>4</b>	<b>960</b>	<b>134-328</b>	<b>.409</b>	<b>27-67</b>	<b>.403</b>	<b>63-85</b>	<b>.741</b>	<b>56</b>	<b>130</b>	<b>186</b>	<b>81</b>	<b>59-0</b>	<b>26</b>	<b>56</b>	<b>23</b>	<b>358</b>	<b>89.5</b>	<b>98</b>
<b>HAWKS</b>	<b>4</b>	<b>960</b>	<b>137-317</b>	<b>.432</b>	<b>27-69</b>	<b>.391</b>	<b>38-61</b>	<b>.623</b>	<b>30</b>	<b>122</b>	<b>152</b>	<b>90</b>	<b>66-0</b>	<b>34</b>	<b>52</b>	<b>28</b>	<b>339</b>	<b>84.8</b>	<b>109</b>

### 2011-2012 SEASON SERIES (1-3) ATLANTA HAWKS VS. CHICAGO

PLAYER	G-GS	MIN	FG-FGA	PCT	3FG-FGA	PCT	FT-FTA	PCT	OFF	DEF	TOT	AST	PF-DO	STL	TO	BLK	PTS	AVG	HI
Smith	4-4	147	32-72	.444	1-5	.200	11-16	.688	10	28	38	14	11-0	7	9	12	76	19.0	25
Horford	2-2	64	14-22	.636	0-1	.000	2-4	.500	4	10	14	6	4-0	3	2	2	30	15.0	16
J. Johnson	4-4	126	20-53	.377	6-19	.316	5-5	1.000	2	10	12	19	6-0	5	8	0	51	12.8	17
Teague	4-4	124	15-33	.455	3-7	.429	5-8	.625	0	6	6	21	7-0	9	6	1	38	9.5	13
Williams	3-2	65	11-22	.500	1-3	.333	4-7	.571	2	11	13	4	6-0	1	2	0	27	9.0	14
Pargo	3-0	57	8-18	.444	6-10	.600	0-0	---	2	6	8	3	6-0	1	3	0	22	7.3	19
Radmanovic	3-0	52	6-16	.375	6-11	.545	2-2	1.000	1	6	7	6	1-0	2	2	3	20	6.7	17
Green	4-1	67	11-26	.423	0-5	.000	2-2	1.000	2	4	6	1	5-0	1	2	1	24	6.0	10
Pachulia	4-2	95	8-18	.444	0-0	---	5-10	.500	3	20	23	1	9-0	2	5	4	21	5.3	8
Hinrich	2-1	58	3-14	.214	2-6	.333	0-2	.000	1	6	7	4	2-0	3	2	1	8	4.0	5
I. Johnson	3-0	25	3-10	.300	0-0	---	1-1	1.000	2	4	6	3	5-0	0	2	1	7	2.3	4
Collins	2-0	19	2-2	1.000	0-0	---	0-0	---	0	0	0	0	3-0	1	0	4	2.0	2	
McGrady	4-0	50	3-8	.375	1-1	1.000	1-4	.250	1	11	12	8	0-0	0	6	3	8	2.0	6
Stackhouse	2-0	10	1-3	.333	1-1	1.000	0-0	---	0	0	0	0	1-0	0	0	0	3	1.5	3
Dampier	1-0	0	0-0	---	0-0	---	0-0	---	0	0	0	0	0-0	0	0	0	0	0.0	0
<b>HAWKS</b>	<b>4</b>	<b>960</b>	<b>137-317</b>	<b>.432</b>	<b>27-69</b>	<b>.391</b>	<b>38-61</b>	<b>.623</b>	<b>30</b>	<b>122</b>	<b>152</b>	<b>90</b>	<b>66-0</b>	<b>34</b>	<b>52</b>	<b>28</b>	<b>339</b>	<b>84.8</b>	<b>109</b>
<b>BULLS</b>	<b>4</b>	<b>960</b>	<b>134-328</b>	<b>.409</b>	<b>27-67</b>	<b>.403</b>	<b>63-85</b>	<b>.741</b>	<b>56</b>	<b>130</b>	<b>186</b>	<b>81</b>	<b>59-0</b>	<b>26</b>	<b>56</b>	<b>23</b>	<b>358</b>	<b>89.5</b>	<b>98</b>

### BULLS VS. HAWKS IN OVERTIME:

DATE	LOCATION	SCORE	W-L
11/06/69	Chicago	137-142	L
03/19/71	Atlanta	111-112	L
12/07/72	Chicago	89-94	L
10/18/74	Chicago	120-115	W
12/21/75	Atlanta	97-90	W
01/31/78	Chicago	106-103	W
12/21/82 (2 OT)	Chicago	124-116	W
12/20/84 (2 OT)	New Orleans	132-129	W
11/18/88	Chicago	115-112	W
12/16/06	Atlanta	106-104	W
12/19/09	Chicago	101-98	W
<b>TOTAL</b>	<b>11 GAMES</b>		<b>8-3 (.727)</b>



**Office:** 226 Causeway Street, 4th Floor, Boston, MA 02114  
**Phone:** (617) 854-8000  
**Home Court:** TD Garden (18,624 - opened in 1995)  
**Managing Partner, Governor & CEO:** Wyc Grousbeck  
**President:** Rich Gotham  
**President of Basketball Operations:** Danny Ainge  
**Head Coach:** Glenn "Doc" Rivers  
**Assistant Coaches:** Armond Hill, Kevin Eastman, Mike Longabardi, Jamie Young, Tyronn Lue, Jay Larranaga  
**Athletic Trainer:** Ed Lacerte  
**Vice President, Media Services/Alumni Relations:** Jeff Twiss  
**Director, Public Relations:** Heather Walker  
**Media Relations Coordinator:** Brian Olive  
**Radio:** WEEI (850 AM) - Sean Grande, Cedric Maxwell  
**TV:** Comcast SportsNet - Mike Gorman, Tom Heinsohn, Greg Dickerson  
**Team Colors:** Green, Gold, Black, Brown, Beige and White  
**Division:** Atlantic

## BULLS STREAKS:

Overall: 2-W  
 Home: 5-W  
 Road: 1-L

## 2012-2013 MEETINGS:

11/12 @ Chicago  
 12/18 @ Chicago  
 01/18 @ Boston  
 02/13 @ Boston

## CHICAGO VS. BOSTON 2011-2012 SERIES: 4 GAMES, 3-1

DATE	SITE	BULLS	CELTICS	BULLS HI-SCORER	CELTICS HI-SCORER	BULLS HI-REBOUND	CELTICS HI-REBOUND
01/13	BOS	88	79	Rose-25	Allen-16	Deng-16	Bass-9
02/12	BOS	91	95	Boozer/Watson-22	Rondo-32	Noah-9	Garnett-12
02/16	CHI	89	80	Deng/Boozer-23	Garnett-18	Noah-16	Garnett-10
04/05	CHI	93	86	Deng-26	Pierce-22	Boozer-14	Garnett-14
<b>TOTALS</b>	<b>4</b>	<b>361</b>	<b>340</b>				
<b>AVERAGE</b>		<b>90.3</b>	<b>85.0</b>				

## BULLS ALL-TIME VS. CELTICS: 91-112 (.448)

SEASON	HOME	ROAD	NEUTRAL	SEASON	HOME	ROAD	NEUTRAL
	W-L	W-L	W-L		W-L	W-L	W-L
1966-67	1-3	0-2	0-3	1990-91	1-1	1-1	
1967-68	2-2	0-3		1991-92	2-0	1-1	
1968-69	1-2	0-2	1-0	1992-93	2-0	1-1	
1969-70	3-0	0-2	0-1	1993-94	0-2	2-0	
1970-71	1-2	0-2		1994-95	2-0	2-0	
1971-72	1-1	1-2		1995-96	2-0	1-0	
1972-73	0-2	1-1		1996-97	2-0	2-0	
1973-74	2-0	0-2		1997-98	2-0	1-1	
1974-75	0-2	1-1		1998-99	0-1	1-1	
1975-76	1-1	1-1		1999-00	2-0	0-2	
1976-77	2-0	0-1	0-1	2000-01	0-1	1-1	
1977-78	2-0	1-1		2001-02	2-0	0-2	
1978-79	1-0	1-1		2002-03	1-1	1-1	
1979-80	0-1	0-1		2003-04	1-1	1-0	
1980-81	1-2	0-3		2004-05	1-1	1-1	
1981-82	1-2	1-2		2005-06	2-0	2-0	
1982-83	1-1	1-2		2006-07	2-0	1-0	
1983-84	0-3	0-2		2007-08	0-2	0-2	
1984-85	1-2	1-1	0-1	2008-09	1-0	0-2	
1985-86	1-2	0-3		2009-10	1-1	1-1	
1986-87	0-3	0-3		2010-11	2-0	0-2	
1987-88	2-1	1-2		2011-12	2-0	1-1	
1988-89	2-0	1-1		<b>TOTALS</b>	<b>57-44</b>	<b>33-62</b>	<b>1-6</b>
1989-90	1-1	1-1					



**BIGGEST WIN/WORST LOSS:**

	DATE	LOCATION	SCORE	MARGIN
Biggest Win:	03/11/92	Chicago	119-85	34
Worst Loss:	03/10/00	Boston	74-104	30

**LAST WIN/LOSS:**

	DATE	LOCATION	SCORE
Last Win:	04/05/12	Chicago	93-86
Last Loss:	02/12/12	Boston	95-91

**2011-2012 SEASON SERIES (3-1) CHICAGO BULLS VS. BOSTON**

PLAYER	G-GS	MIN	FG-FGA	PCT	3FG-FGA	PCT	FT-FTA	PCT	OFF	DEF	TOT	AST	PF-DQ	STL	TO	BLK	PTS	AVG	HI
Rose	1-1	39	9-21	.429	2-6	.333	5-7	.714	1	3	4	7	3-0	0	3	0	25	25.0	25
Deng	4-4	171	27-65	.415	8-19	.421	18-22	.818	8	23	31	19	13-0	6	8	4	80	20.0	26
Boozler	4-4	137	31-53	.585	0-0	---	7-11	.636	2	42	44	13	14-0	2	12	0	69	17.3	23
Watson	3-3	108	16-50	.320	7-17	.412	9-14	.643	1	7	8	17	9-0	2	10	1	48	16.0	22
Noah	4-4	149	20-42	.476	0-0	---	18-23	.783	20	27	47	5	9-0	1	2	9	58	14.5	17
Hamilton	1-1	20	4-11	.364	1-2	.500	0-1	.000	1	2	3	3	2-0	1	0	0	9	9.0	9
James	1-0	17	2-5	.400	1-1	1.000	3-4	.750	0	0	0	4	6-1	0	3	1	8	8.0	8
Brewer	4-3	109	8-17	.471	0-4	.000	3-4	.750	3	6	9	12	3-0	7	3	1	19	4.8	12
Lucas	4-0	37	6-19	.316	4-9	.444	0-0	---	1	1	2	3	2-0	2	2	0	16	4.0	8
Gibson	4-0	55	5-17	.294	0-0	---	5-6	.833	8	9	17	3	4-0	1	1	2	15	3.8	6
Korver	4-0	76	2-14	.143	2-12	.167	5-5	1.000	3	3	6	2	3-0	3	3	0	11	2.8	3
Asik	4-0	41	1-5	.200	0-0	---	1-2	.500	9	5	14	1	2-0	1	5	3	3	0.8	2
Butler	1-0	0	0-0	---	0-0	---	0-0	---	0	0	0	0	0-0	0	0	0	0	0.0	0
Scalabrino	1-0	1	0-1	.000	0-0	---	0-0	---	0	0	0	0	0-0	0	0	0	0	0.0	0
<b>BULLS</b>	<b>4</b>	<b>960</b>	<b>131-320</b>	<b>.409</b>	<b>25-70</b>	<b>.357</b>	<b>74-99</b>	<b>.747</b>	<b>57</b>	<b>128</b>	<b>185</b>	<b>89</b>	<b>70-1</b>	<b>26</b>	<b>55</b>	<b>21</b>	<b>361</b>	<b>90.3</b>	<b>93</b>
<b>CELTICS</b>	<b>4</b>	<b>960</b>	<b>132-305</b>	<b>.433</b>	<b>17-55</b>	<b>.309</b>	<b>59-75</b>	<b>.787</b>	<b>29</b>	<b>122</b>	<b>151</b>	<b>81</b>	<b>87-0</b>	<b>31</b>	<b>51</b>	<b>21</b>	<b>340</b>	<b>85.0</b>	<b>95</b>

**2011-2012 SEASON SERIES (1-3) BOSTON CELTICS VS. CHICAGO**

PLAYER	G-GS	MIN	FG-FGA	PCT	3FG-FGA	PCT	FT-FTA	PCT	OFF	DEF	TOT	AST	PF-DQ	STL	TO	BLK	PTS	AVG	HI
Rondo	4-4	162	27-57	.474	0-3	.000	19-25	.760	5	23	28	46	12-0	8	14	0	73	18.3	32
Pierce	4-4	147	21-59	.356	6-16	.375	10-13	.769	1	11	12	14	10-0	8	7	1	58	14.5	22
Allen	4-3	144	18-45	.400	7-23	.304	10-10	1.000	0	8	8	6	6-0	3	3	0	53	13.3	16
Garnett	4-4	133	21-48	.438	0-0	---	9-10	.900	5	38	43	9	12-0	2	10	5	51	12.8	18
Bass	2-2	67	11-24	.458	0-0	---	3-4	.750	4	10	14	0	5-0	4	0	2	25	12.5	15
Wilcox	3-1	58	11-15	.733	0-0	---	2-5	.400	4	9	13	3	9-0	2	5	3	24	8.0	11
O'Neal	2-1	44	4-10	.400	0-0	---	2-2	1.000	2	5	7	1	7-0	0	0	2	10	5.0	6
Johnson	3-0	44	7-15	.467	0-0	---	0-0	---	4	2	6	1	6-0	2	3	2	14	4.7	12
Pietrus	3-0	57	4-11	.364	3-10	.300	0-2	.000	0	10	10	0	4-0	1	1	2	11	3.7	6
Bradley	4-1	47	6-14	.429	1-1	1.000	0-0	---	2	3	5	1	9-0	1	3	1	13	3.3	9
Moore	1-0	1	1-2	.500	0-0	---	0-0	---	0	0	0	0	0-0	0	0	0	2	2.0	2
Hollins (TOT)	3-0	24	1-1	1.000	0-0	---	1-2	.500	0	1	1	1	3-0	1	1	1	3	1.0	2
Hollins (BOS)	1-0	13	1-1	1.000	0-0	---	0-0	---	0	0	0	0	2-0	0	1	2	2.0	2.0	2
Dooling	3-0	19	0-3	.000	0-2	.000	2-2	1.000	0	2	2	0	1-0	0	1	0	2	0.7	2
Stiemsma	3-0	17	0-1	.000	0-0	---	2-2	1.000	2	0	2	0	4-0	0	0	2	2	0.7	2
Daniels	1-0	1	0-0	---	0-0	---	0-0	---	0	0	0	0	0-0	0	0	0	0	0.0	0
Pavlovic	1-0	7	0-0	---	0-0	---	0-0	---	0	1	1	0	0-0	0	0	0	0	0.0	0
<b>CELTICS</b>	<b>4</b>	<b>960</b>	<b>132-305</b>	<b>.433</b>	<b>17-55</b>	<b>.309</b>	<b>59-75</b>	<b>.787</b>	<b>29</b>	<b>122</b>	<b>151</b>	<b>81</b>	<b>87-0</b>	<b>31</b>	<b>51</b>	<b>21</b>	<b>340</b>	<b>85.0</b>	<b>95</b>
<b>BULLS</b>	<b>4</b>	<b>960</b>	<b>131-320</b>	<b>.409</b>	<b>25-70</b>	<b>.357</b>	<b>74-99</b>	<b>.747</b>	<b>57</b>	<b>128</b>	<b>185</b>	<b>89</b>	<b>70-1</b>	<b>26</b>	<b>55</b>	<b>21</b>	<b>361</b>	<b>90.3</b>	<b>93</b>

**BULLS VS. CELTICS IN OVERTIME:**

DATE	LOCATION	SCORE	W-L
12/06/69	Chicago	116-114	W
03/11/75	Chicago	115-121	L
12/03/76	Boston	109-115	L
01/09/81	Boston	111-117	L
03/31/91 (2 OT)	Boston	132-135	L
04/07/91	Chicago	111-114	L
04/22/94 (2 OT)	Chicago	104-94	W
03/21/99	Boston	95-92	W
11/05/10	Boston	105-110	L
<b>TOTALS</b>	<b>9 GAMES</b>		<b>3-6 (.333)</b>





**BROOKLYN**

**Office:** 15 Metro Tech Center, 11th Floor, Brooklyn, NY 11201  
**Phone:** (718) 933-3000  
**Home court:** Barclays Center (18,200 - opened in 2012)  
**Principal Owner:** Mikhail Prokhorov  
**Chairman of the Board of Directors:** Christophe Charlier  
**CEO of the Brooklyn Nets, CEO of Barclays Center:** Brett D. Yormark  
**General Manager:** Billy King  
**Assistant General Manager:** Bobby Marks  
**Head Coach:** Avery Johnson  
**Assistant Coaches:** P.J. Carlesimo, Mario Elie, Popeye Jones, Doug Overton  
**Athletic Trainer:** Tim Walsh  
**Vice President, Public Relations:** Gary Sussman  
**Senior Director, Public Relations:** Aaron Harris  
**Radio:** WFAN (660 AM) - Chris Carrino, Tim Capstraw  
**TV:** YES Network (cable) - Ian Eagle, Mike Fratello, Ryan Ruocco, Jim Spanarkel  
**Spanish Radio:** WADO (1280 AM) - TBA  
**Team Colors:** Black and White  
**Division:** Atlantic

**BULLS STREAKS:**

Overall: 1-L  
 Home: 1-L  
 Road: 2-W

**2012-2013 MEETINGS:**

12/15 @ Chicago  
 02/01 @ Brooklyn  
 03/02 @ Chicago  
 04/04 @ Brooklyn

**CHICAGO VS. NEW JERSEY 2011-2012 SERIES: 3 GAMES, 2-1**

DATE	SITE	BULLS	NETS	BULLS HI-SCORER	NETS HI-SCORER	BULLS HI-REBOUND	NETS HI-REBOUND
01/23	CHI	110	95	Hamilton/Rose-22	Farmer-22	Noah-10	Three with-6
02/06	NJ	108	87	Boozer-24	Williams-25	Noah-12	Humphries-9
02/18	CHI	85	97	Boozer/James-16	Williams-29	Boozer/Gibson-9	Humphries-18
<b>TOTALS</b>	<b>3</b>	<b>303</b>	<b>279</b>				
<b>AVERAGE</b>		<b>101.0</b>	<b>93.0</b>				

**BULLS ALL-TIME VS. NETS: 79-66 (.545)**

SEASON	HOME W-L	ROAD W-L	NEUTRAL W-L	SEASON	HOME W-L	ROAD W-L	NEUTRAL W-L
(New York)				1994-95	1-1	1-1	
1976-77	2-0	0-1		1995-96	1-0	2-0	
(New Jersey)				1996-97	2-0	1-1	
1977-78	1-0	0-2		1997-98	2-0	2-0	
1978-79	1-1	1-1		1998-99	2-0	0-1	
1979-80	1-0	0-1		1999-00	2-0	0-1	
1980-81	2-1	1-1		2000-01	1-1	1-1	
1981-82	1-2	1-2		2001-02	0-2	0-2	
1982-83	2-1	0-3		2002-03	2-0	0-2	
1983-84	1-2	1-2		2003-04	0-1	0-2	
1984-85	2-1	0-3		2004-05	0-2	0-2	
1985-86	1-1	1-2		2005-06	2-0	0-1	
1986-87	3-0	0-2		2006-07	1-1	0-2	
1987-88	3-0	2-1		2007-08	1-0	0-2	
1988-89	2-0	0-2		2008-09	2-0	1-1	
1989-90	2-0	1-1		2009-10	1-1	0-1	
1990-91	2-0	1-1		2010-11	2-0	1-1	
1991-92	2-0	2-0		2011-12	1-1	1-0	
1992-93	2-0	2-0		<b>TOTALS</b>	<b>55-19</b>	<b>24-47</b>	<b>0-0</b>
1993-94	2-0	1-1					

THE NBA PLAYERS' FRONT OFFICE

OPONENTS 2011-12 SEASON

RECORDS PLAYOFFS

HISTORY COMMUNITY

MEDIA



**BIGGEST WIN/WORST LOSS:**

	DATE	LOCATION	SCORE	MARGIN
Biggest Win:	01/04/92	Chicago	140-96	44
Worst Loss:	11/27/01	New Jersey	68-100	32

**LAST WIN/LOSS:**

	DATE	LOCATION	SCORE
Last Win:	02/06/12	New Jersey	108-87
Last Loss:	02/18/12	Chicago	97-85

**2011-2012 SEASON SERIES (2-1) CHICAGO BULLS VS. NEW JERSEY**

PLAYER	G-GS	MIN	FG-FGA	PCT	3FG-FGA	PCT	FT-FTA	PCT	OFF	DEF	TOT	AST	PF-DO	STL	TO	BLK	PTS	AVG	HI
Hamilton	1-1	42	10-16	.625	2-5	.400	0-0	---	1	3	4	10	4-0	0	2	0	22	22.0	22
Boozer	3-3	96	22-34	.647	0-0	---	10-12	.833	4	20	24	9	8-0	5	6	3	54	18.0	24
Deng	2-2	69	13-29	.448	4-8	.500	3-5	.600	2	8	10	4	3-0	3	2	0	33	16.5	19
James	1-0	23	6-13	.462	1-2	.500	3-3	1.000	1	2	3	7	6-1	0	0	0	16	16.0	16
Rose	2-2	47	11-19	.579	2-6	.333	2-2	1.000	0	5	5	8	5-0	1	5	0	26	13.0	22
Gibson	2-0	37	10-18	.556	0-0	---	5-9	.556	7	4	11	2	7-0	2	4	1	25	12.5	14
Watson	3-1	80	10-23	.435	3-8	.375	8-8	1.000	2	8	10	16	7-0	3	6	0	31	10.3	14
Brewer	3-3	80	11-26	.423	3-7	.429	3-7	.429	3	4	7	3	3-0	0	2	1	28	9.3	12
Noah	3-3	85	6-16	.375	0-0	---	13-16	.813	11	17	28	9	7-0	1	4	4	25	8.3	16
Korver	3-0	74	6-14	.429	4-9	.444	0-0	---	1	5	6	4	5-0	3	0	0	16	5.3	8
Asik	3-0	38	5-13	.385	0-0	---	2-5	.400	5	13	18	1	7-0	1	2	2	12	4.0	10
Scalabrino	2-0	25	3-4	.750	0-1	.000	2-4	.500	0	3	3	4	1-0	0	1	0	8	4.0	5
Butler	2-0	8	2-3	.667	0-0	---	1-2	.500	2	1	3	0	0-0	0	0	0	5	2.5	3
Lucas	2-0	16	1-3	.333	0-1	.000	0-0	---	0	0	0	2	2-0	0	1	0	2	1.0	2
<b>BULLS</b>	<b>3</b>	<b>720</b>	<b>116-231</b>	<b>.502</b>	<b>19-47</b>	<b>.404</b>	<b>52-73</b>	<b>.712</b>	<b>39</b>	<b>93</b>	<b>132</b>	<b>79</b>	<b>65-1</b>	<b>19</b>	<b>35</b>	<b>11</b>	<b>303</b>	<b>101.0</b>	<b>110</b>
<b>NETS</b>	<b>3</b>	<b>720</b>	<b>103-241</b>	<b>.427</b>	<b>20-58</b>	<b>.345</b>	<b>53-72</b>	<b>.736</b>	<b>39</b>	<b>80</b>	<b>119</b>	<b>61</b>	<b>55-0</b>	<b>17</b>	<b>33</b>	<b>8</b>	<b>279</b>	<b>93.0</b>	<b>97</b>

**2011-2012 SEASON SERIES (1-2) NEW JERSEY NETS VS. CHICAGO**

PLAYER	G-GS	MIN	FG-FGA	PCT	3FG-FGA	PCT	FT-FTA	PCT	OFF	DEF	TOT	AST	PF-DO	STL	TO	BLK	PTS	AVG	HI
D. Williams	3-3	111	24-56	.429	5-16	.313	17-19	.895	0	4	4	23	3-0	1	9	2	70	23.3	29
Brooks	1-1	42	7-19	.368	2-6	.333	3-4	.750	2	3	5	3	4-0	1	1	1	19	19.0	19
Humphries	3-3	99	16-31	.516	0-0	---	9-13	.692	14	19	33	7	5-0	2	3	3	41	13.7	24
Farmar	3-0	76	13-26	.500	5-7	.714	6-7	.857	0	3	3	9	3-0	0	6	0	37	12.3	22
Morrow	2-1	47	8-18	.444	0-3	.000	1-1	1.000	0	2	2	2	4-0	1	1	0	17	8.5	15
Bogans	1-1	20	3-5	.600	1-3	.333	0-1	.000	2	1	3	1	6-0	0	1	0	7	7.0	7
Okur	1-1	22	3-10	.300	1-5	.200	0-1	.000	1	0	1	3	3-0	1	2	0	7	7.0	7
Owens	1-0	29	2-5	.400	1-2	.500	2-2	1.000	1	5	6	2	3-0	0	0	0	7	7.0	7
She. Williams	3-2	66	7-15	.467	0-0	---	5-7	.714	6	15	21	2	8-0	3	3	1	19	6.3	8
Gaines	3-0	39	6-15	.400	1-4	.250	4-7	.571	2	2	4	5	2-0	3	3	0	17	5.7	12
Sha. Williams	2-1	53	3-10	.300	2-6	.333	2-4	.500	2	5	7	1	3-0	0	1	1	10	5.0	8
Petro	3-0	52	7-19	.368	0-0	---	0-0	---	7	11	18	2	7-0	3	0	0	14	4.7	8
J. Williams	2-0	21	2-5	.400	0-0	---	4-6	.667	1	4	5	0	2-0	1	1	0	8	4.0	8
Stevenson	2-2	43	2-7	.286	2-6	.333	0-0	---	1	6	7	1	2-0	1	0	0	6	3.0	6
Emmett	1-0	1	0-0	---	0-0	---	0-0	---	0	0	0	0	0-0	0	0	0	0	0.0	0
<b>NETS</b>	<b>3</b>	<b>720</b>	<b>103-241</b>	<b>.427</b>	<b>20-58</b>	<b>.345</b>	<b>53-72</b>	<b>.736</b>	<b>39</b>	<b>80</b>	<b>119</b>	<b>61</b>	<b>55-0</b>	<b>17</b>	<b>33</b>	<b>8</b>	<b>279</b>	<b>93.0</b>	<b>97</b>
<b>BULLS</b>	<b>3</b>	<b>720</b>	<b>116-231</b>	<b>.502</b>	<b>19-47</b>	<b>.404</b>	<b>52-73</b>	<b>.712</b>	<b>39</b>	<b>93</b>	<b>132</b>	<b>79</b>	<b>65-1</b>	<b>19</b>	<b>35</b>	<b>11</b>	<b>303</b>	<b>101.0</b>	<b>110</b>

**BULLS VS. NETS IN OVERTIME:**

DATE	LOCATION	SCORE	W-L
02/11/81	New Jersey	133-135	L
12/16/81	New Jersey	98-97	W
02/25/90	New Jersey	107-106	W
01/23/98	New Jersey	100-98	W
11/05/04 (2 OT)	Chicago	106-111	L
10/31/07	New Jersey	103-112	L
02/20/08	New Jersey	102-110	L
04/09/10 (2 OT)	New Jersey	127-116	L
<b>TOTALS</b>	<b>8 GAMES</b>		<b>3-5 (.375)</b>



**Office:** 333 E. Trade Street, Charlotte, NC 28202  
**Phone:** (704) 688-8600  
**Home court:** TimeWarner Cable Arena (19,077 - opened in 2005)  
**Chairman:** Michael Jordan  
**Vice Chairman:** Curtis Polk  
**President & COO:** Fred Whitfield  
**President of Basketball Operations:** Rod Higgins  
**General Manager:** Rich Cho  
**Head Coach:** Mike Dunlap  
**Assistant Coaches:** Rick Brunson, Dan Leibovitz, Stephen Silas, Brian Winters  
**Head Athletic Trainer:** Steve Stricker  
**Vice President, Communications:** B.J. Evans  
**Director, Communications:** Josh Rosen  
**Coordinator, Communications:** Jerome Hubbard  
**Radio:** WFNZ - Scott Lauer  
**TV:** FSN Carolinas/SportSouth - Steve Martin, Dell Curry, Stephanie Ready  
**Team Colors:** Navy, Light Blue, Cool Gray and Orange  
**Division:** Southeast

## BULLS STREAKS:

Overall: 5-W  
 Home: 2-W  
 Road: 3-W

## 2012-2013 MEETINGS:

12/31 @ Chicago  
 01/28 @ Chicago  
 02/22 @ Charlotte

## CHICAGO VS. CHARLOTTE 2011-2012 SERIES: 3 GAMES, 3-0

DATE	SITE	BULLS	BOBCATS	BULLS HI-SCORER	BOBCATS HI-SCORER	BULLS HI-REBOUND	BOBCATS HI-REBOUND
01/21	CHI	95	89	Boozer-23	Henderson-22	Asik-15	Henderson-9
02/10	CHA	95	64	Noah-17	Brown-10	Noah-14	Biyombo-10
04/18	CHA	100	68	Hamilton-22	Walker-16	Asik-15	Biyombo-13
<b>TOTALS</b>	<b>3</b>	<b>290</b>	<b>221</b>				
<b>AVERAGE</b>		<b>96.7</b>	<b>73.7</b>				

## BULLS ALL-TIME VS. BOBCATS: 20-9 (.690)

SEASON	HOME	ROAD	NEUTRAL
	W-L	W-L	W-L
2004-05	2-0	2-0	
2005-06	1-1	1-1	
2006-07	2-0	0-1	
2007-08	1-1	2-0	
2008-09	1-0	0-2	
2009-10	2-0	1-1	
2010-11	1-1	1-1	
2011-12	1-0	2-0	
<b>TOTALS</b>	<b>11-3</b>	<b>9-6</b>	<b>0-0</b>



## BIGGEST WIN/WORST LOSS:

	DATE	LOCATION	SCORE	MARGIN
Biggest Win:	12/23/06	Chicago	115-76	39
Worst Loss:	03/03/09	Charlotte	80-96	16

## LAST WIN/LOSS:

	DATE	LOCATION	SCORE
Last Win:	04/18/12	Charlotte	100-68
Last Loss:	01/18/11	Chicago	83-82

## 2011-2012 SEASON SERIES (3-0) CHICAGO BULLS VS. CHARLOTTE

PLAYER	G-GS	MIN	FG-FGA	PCT	3FG-FGA	PCT	FT-FTA	PCT	OFF	DEF	TOT	AST	PF-DO	STL	TO	BLK	PTS	AVG	HI
Hamilton	2-2	56	18-28	.643	4-6	.667	2-2	1.000	0	2	2	7	6-0	0	2	0	42	21.0	22
Deng	2-2	70	14-31	.452	5-9	.556	1-1	1.000	3	8	11	8	1-0	2	1	1	34	17.0	22
Boozer	3-3	82	23-53	.434	0-0	---	3-6	.500	5	17	22	6	6-0	4	3	1	49	16.3	23
Noah	2-2	55	12-15	.800	0-0	---	5-5	1.000	5	14	19	5	4-0	0	2	2	29	14.5	17
Lucas	2-0	49	9-19	.474	3-5	.600	2-2	1.000	0	4	4	5	5-0	1	2	0	23	11.5	12
Watson	3-3	78	10-25	.400	5-13	.385	2-3	.667	4	6	10	17	7-0	6	3	0	27	9.0	11
Gibson	2-0	46	7-18	.389	0-0	---	3-6	.500	7	11	18	2	7-0	2	1	4	17	8.5	9
Asik	3-1	76	6-15	.400	0-0	---	6-20	.300	16	26	42	3	4-0	3	7	4	18	6.0	9
Korver	3-0	68	7-22	.318	3-14	.214	0-0	---	0	2	2	7	2-0	1	0	0	17	5.7	8
Butler	2-0	42	2-8	.250	0-0	---	5-6	.833	1	4	5	0	2-0	2	2	0	9	4.5	5
James	2-0	21	4-8	.500	1-1	1.000	0-0	---	0	1	1	10	3-0	1	2	0	9	4.5	9
Brewer	3-2	62	5-13	.385	0-1	.000	2-3	.667	2	6	8	6	1-0	1	0	1	12	4.0	7
Scalabrine	3-0	15	2-3	.667	0-0	---	0-0	---	1	2	3	1	1-0	1	2	0	4	1.3	2
<b>BULLS</b>	<b>3</b>	<b>720</b>	<b>119-258</b>	<b>.461</b>	<b>21-49</b>	<b>.429</b>	<b>31-54</b>	<b>.574</b>	<b>44</b>	<b>103</b>	<b>147</b>	<b>77</b>	<b>49-0</b>	<b>24</b>	<b>27</b>	<b>13</b>	<b>290</b>	<b>96.7</b>	<b>10</b>
<b>BOBCATS</b>	<b>3</b>	<b>720</b>	<b>85-234</b>	<b>.363</b>	<b>4-27</b>	<b>.148</b>	<b>47-65</b>	<b>.723</b>	<b>33</b>	<b>93</b>	<b>126</b>	<b>50</b>	<b>50-0</b>	<b>14</b>	<b>38</b>	<b>16</b>	<b>221</b>	<b>73.7</b>	<b>89</b>

## 2011-2012 SEASON SERIES (0-3) CHARLOTTE BOBCATS VS. CHICAGO

PLAYER	G-GS	MIN	FG-FGA	PCT	3FG-FGA	PCT	FT-FTA	PCT	OFF	DEF	TOT	AST	PF-DO	STL	TO	BLK	PTS	AVG	HI
Henderson	2-2	64	15-29	.517	0-2	.000	5-7	.714	2	8	10	3	7-0	0	4	1	35	17.5	22
Brown	3-1	75	13-25	.520	0-0	---	5-9	.556	4	11	15	1	7-0	3	6	1	31	10.3	14
Walker	3-3	85	7-28	.250	2-7	.286	13-14	.929	0	12	12	12	3-0	1	5	1	29	9.7	16
Mullens	3-2	72	10-30	.333	1-4	.250	5-6	.833	3	7	10	1	5-0	0	2	0	26	8.7	17
Diaw	2-1	42	7-15	.467	0-5	.000	1-3	.333	1	6	7	7	1-0	0	1	0	15	7.5	8
Higgins	3-0	52	6-21	.286	0-1	.000	8-9	.889	2	3	5	6	4-0	1	3	0	20	6.7	10
Biyombo	3-2	74	7-18	.389	0-0	---	5-8	.625	10	14	24	4	7-0	2	2	3	19	6.3	8
Williams	1-1	27	3-10	.300	0-1	.000	0-0	---	1	0	1	2	3-0	1	1	0	6	6.0	6
White	3-0	53	6-15	.400	0-0	---	4-5	.800	4	7	11	4	0-0	2	3	0	16	5.3	7
Maggette	1-0	13	2-7	.286	0-0	---	0-0	---	1	3	4	0	0-0	0	3	0	4	4.0	4
Augustin	1-1	26	1-6	.167	0-2	.000	1-2	.500	0	0	0	3	1-0	0	4	0	3	3.0	3
Thomas	3-2	55	4-12	.333	0-0	---	0-0	---	2	11	13	3	8-0	2	3	6	8	2.7	6
Diop	1-0	12	1-2	.500	0-0	---	0-2	.000	0	6	6	0	2-0	0	0	1	2	2.0	2
Najera	1-0	5	1-1	1.000	0-0	---	0-0	---	0	0	0	1	1-0	1	0	0	2	2.0	2
Carroll	3-0	46	2-14	.143	1-5	.200	0-0	---	2	2	4	3	0-0	1	1	1	5	1.7	3
Moon	1-0	18	0-1	.000	0-0	---	0-0	---	1	3	4	0	1-0	0	0	2	0	0.0	0
<b>BOBCATS</b>	<b>3</b>	<b>720</b>	<b>85-234</b>	<b>.363</b>	<b>4-27</b>	<b>.148</b>	<b>47-65</b>	<b>.723</b>	<b>33</b>	<b>93</b>	<b>126</b>	<b>50</b>	<b>50-0</b>	<b>14</b>	<b>38</b>	<b>16</b>	<b>221</b>	<b>73.7</b>	<b>89</b>
<b>BULLS</b>	<b>3</b>	<b>720</b>	<b>119-258</b>	<b>.461</b>	<b>21-49</b>	<b>.429</b>	<b>31-54</b>	<b>.574</b>	<b>44</b>	<b>103</b>	<b>147</b>	<b>77</b>	<b>49-0</b>	<b>24</b>	<b>27</b>	<b>13</b>	<b>290</b>	<b>96.7</b>	<b>100</b>

## BULLS VS. BOBCATS IN OVERTIME:

DATE	LOCATION	SCORE	W-L
11/02/05	Chicago	109-105	W
12/16/08	Charlotte	101-110	L
<b>TOTALS</b>	<b>2 GAMES</b>		<b>1-1 (.500)</b>



**Office:** One Center Court, Cleveland, OH 44115-4001  
**Phone:** (216) 420-2000 **Fax:** (216) 420-2298  
**Home court:** Quicken Loans Arena (20,562 - opened in 1994)  
**Majority Owner/Chairman:** Dan Gilbert  
**President:** Len Komoroski  
**General Manager:** Chris Grant  
**Head Coach:** Byron Scott  
**Assistant Coaches:** Paul Pressey, Jamahl Mosley, Joe Prunty, Nate Tibbetts  
**Assistant Coach/Strength & Conditioning Coordinator:** Stan Kellers  
**Head Athletic Trainer:** Max Benton  
**Sr. Vice President, Communications:** Tad Carper  
**Director, Basketball Communications:** Garin Narain  
**Basketball Communications Coordinator:** Jeff Schaefer  
**Radio:** WTAM (1100 AM) - John Michael, Jim Chones  
**TV:** FOX Sports Ohio - Fred McLeod, Austin Carr  
**Team Colors:** Wine and Gold  
**Division:** Central

## BULLS STREAKS:

Overall: 8-W  
 Home: 4-W  
 Road: 4-W

## 2012-2013 MEETINGS:

11/02 @ Cleveland  
 12/05 @ Cleveland  
 01/07 @ Chicago  
 02/26 @ Chicago

## CHICAGO VS. CLEVELAND 2011-2012 SERIES: 3 GAMES, 3-0

DATE	SITE	BULLS	CAVS	BULLS HI-SCORER	CAVS HI-SCORER	BULLS HI-REBOUND	CAVS HI-REBOUND
01/20	CLE	114	75	Deng-21	Varejao-14	Boozer-14	Jamison-8
03/02	CLE	112	91	Deng-24	Jamison-22	Boozer-11	Thompson-11
04/26	CHI	107	75	Lucas-25	Thompson-13	Noah-12	Thompson-12
<b>TOTALS</b>	<b>3</b>	<b>333</b>	<b>241</b>				
<b>AVERAGE</b>		<b>111.0</b>	<b>80.3</b>				

## BULLS ALL-TIME VS. CAVALIERS: 108-79 (.578)

SEASON	HOME W-L	ROAD W-L	NEUTRAL W-L	SEASON	HOME W-L	ROAD W-L	NEUTRAL W-L
1970-71	2-0	2-0		1992-93	1-1	1-2	
1971-72	2-0	2-0		1993-94	1-1	0-2	
1972-73	2-0	1-1		1994-95	2-1	0-2	
1973-74	2-0	2-0		1995-96	2-0	2-0	
1974-75	1-1	1-1		1996-97	2-0	1-1	
1975-76	0-2	0-2		1997-98	2-0	0-2	
1976-77	2-0	1-1		1998-99	0-2	0-1	
1977-78	2-0	1-1		1999-00	0-2	1-1	
1978-79	1-1	0-2		2000-01	1-1	0-2	
1979-80	1-0	1-0		2001-02	1-1	0-2	
1980-81	2-1	3-0		2002-03	2-0	1-1	
1981-82	3-0	2-1		2003-04	1-1	1-1	
1982-83	2-1	3-0		2004-05	2-0	0-2	
1983-84	1-2	1-2		2005-06	0-2	0-2	
1984-85	2-1	0-3		2006-07	1-1	1-1	
1985-86	2-1	1-2		2007-08	2-0	1-1	
1986-87	3-0	2-1		2008-09	1-1	0-2	
1987-88	2-1	1-2		2009-10	1-1	1-1	
1988-89	0-3	0-3		2010-11	2-0	2-0	
1989-90	3-0	2-0		2011-12	1-0	2-0	
1990-91	2-0	3-0		<b>TOTALS</b>	<b>64-30</b>	<b>44-49</b>	<b>0-0</b>
1991-92	2-1	1-1					



### BIGGEST WIN/WORST LOSS:

	DATE	LOCATION	SCORE	MARGIN
Biggest Win:	12/22/70	Chicago	121-80	40
Worst Loss:	01/24/87	Cleveland	84-114	30

### LAST WIN/LOSS:

	DATE	LOCATION	SCORE
Last Win:	04/26/12	Chicago	107-75
Last Loss:	03/19/10	Chicago	92-85

### 2011-2012 SEASON SERIES (3-0) CHICAGO BULLS VS. CLEVELAND

PLAYER	G-GS	MIN	F6-FGA	PCT	3FG-FGA	PCT	FT-FTA	PCT	OFF	DEF	TOT	AST	PF-DO	STL	TO	BLK	PTS	AVG	HI
Deng	2-2	66	17-27	.630	5-6	.833	6-6	1.000	4	10	14	6	3-0	3	4	2	45	22.5	24
Rose	1-1	28	9-17	.529	1-5	.200	0-2	.000	0	1	1	9	1-0	3	2	0	19	19.0	19
Boozer	3-3	71	18-33	.545	0-0	---	5-7	.714	8	20	28	6	10-0	4	5	2	41	13.7	19
Korver	2-0	30	8-14	.571	5-7	.714	2-2	1.000	1	1	2	4	1-0	2	1	0	23	11.5	14
Lucas	3-0	38	13-21	.619	4-8	.500	4-4	1.000	0	3	3	6	3-0	2	0	0	34	11.3	25
Hamilton	3-3	65	16-28	.571	0-2	.000	1-1	1.000	1	5	6	8	6-0	0	6	0	33	11.0	13
Noah	3-3	89	12-22	.545	0-0	---	3-4	.750	11	17	28	5	5-0	1	3	3	27	9.0	13
Brewer	3-1	68	12-29	.414	1-3	.333	0-0	---	4	11	15	9	1-0	3	1	3	25	8.3	13
Watson	3-2	69	6-19	.316	2-10	.200	8-10	.800	1	10	11	19	4-0	2	4	0	22	7.3	15
James	2-0	32	5-10	.500	2-2	1.000	1-1	1.000	0	4	4	5	2-0	2	4	1	13	6.5	10
Gibson	3-0	57	7-14	.500	0-0	---	2-2	1.000	2	12	14	6	6-0	0	2	7	16	5.3	10
Asik	3-0	53	7-9	.778	0-0	---	0-0	---	3	18	21	1	11-0	0	3	4	14	4.7	6
Butler	3-0	38	4-8	.500	0-1	.000	4-7	.571	2	3	5	2	2-0	0	3	2	12	4.0	12
Scalabrino	3-0	15	4-6	.667	1-1	1.000	0-0	---	1	2	3	1	1-0	1	1	1	9	3.0	4
<b>BULLS</b>	<b>3</b>	<b>720</b>	<b>138-257</b>	<b>.537</b>	<b>21-45</b>	<b>.467</b>	<b>36-46</b>	<b>.783</b>	<b>38</b>	<b>117</b>	<b>155</b>	<b>87</b>	<b>56-0</b>	<b>23</b>	<b>42</b>	<b>25</b>	<b>333</b>	<b>111.0</b>	<b>114</b>
<b>CAVALIERS</b>	<b>3</b>	<b>720</b>	<b>90-256</b>	<b>.352</b>	<b>18-49</b>	<b>.367</b>	<b>43-61</b>	<b>.705</b>	<b>41</b>	<b>68</b>	<b>109</b>	<b>43</b>	<b>40-0</b>	<b>18</b>	<b>40</b>	<b>14</b>	<b>241</b>	<b>80.3</b>	<b>91</b>

### 2011-2012 SEASON SERIES (0-3) CLEVELAND CAVALIERS VS. CHICAGO

PLAYER	G-GS	MIN	F6-FGA	PCT	3FG-FGA	PCT	FT-FTA	PCT	OFF	DEF	TOT	AST	PF-DO	STL	TO	BLK	PTS	AVG	HI
Varejao	1-1	27	5-9	.556	0-0	---	4-4	1.000	4	3	7	0	1-0	1	4	2	14	14.0	14
Irving	1-1	22	5-11	.455	3-4	.750	0-0	---	2	0	2	3	1-0	0	2	0	13	13.0	13
Jamison	3-3	89	13-45	.289	2-13	.154	10-12	.833	5	14	19	3	7-0	2	2	3	38	12.7	22
Sloan (TOT)	1-1	42	6-17	.353	0-0	---	0-0	---	1	3	4	2	1-0	1	3	1	12	12.0	12
Sloan (CLE)	1-1	42	6-17	.353	0-0	---	0-0	---	1	3	4	2	1-0	1	3	1	12	12.0	12
Sessions	2-1	57	9-24	.375	2-5	.400	3-4	.750	0	4	4	10	4-0	2	6	0	23	11.5	16
Casspi	2-2	43	7-13	.538	3-4	.750	0-0	---	3	3	6	1	3-0	1	2	1	17	8.5	9
T. Thompson	3-1	76	8-28	.286	0-1	.000	8-15	.533	15	13	28	1	1-0	2	3	1	24	8.0	13
Gee	3-1	75	8-27	.296	1-4	.250	6-7	.857	6	10	16	4	5-0	2	4	0	23	7.7	10
Gibson	2-0	56	5-17	.294	4-7	.571	0-0	---	1	3	4	8	4-0	2	2	3	14	7.0	8
Harris	2-0	38	6-17	.353	1-3	.333	1-3	.333	0	1	1	2	0-0	0	1	2	14	7.0	9
Samuels	3-0	32	6-16	.375	0-0	---	5-6	.833	1	1	2	0	1-0	0	0	1	17	5.7	7
Harangody	3-0	39	4-7	.571	1-2	.500	5-6	.833	1	5	6	0	1-0	0	1	0	14	4.7	12
Parker	3-3	57	6-14	.429	1-4	.250	0-2	.000	0	4	4	6	1-0	4	2	0	13	4.3	5
Erden	2-1	20	2-5	.400	0-0	---	0-0	---	1	2	3	0	4-0	0	2	0	4	2.0	4
Hollins	2-0	12	0-0	---	0-0	---	1-2	.500	0	1	1	1	1-0	1	1	0	1	0.5	1
Kennedy	1-0	28	0-6	.000	0-2	.000	0-0	---	1	0	1	0	2-0	0	0	0	0	0.0	0
Walton (TOT)	1-0	7	0-0	---	0-0	---	0-0	---	0	1	1	2	3-0	0	0	0	0	0.0	0
Walton (CLE)	1-0	7	0-0	---	0-0	---	0-0	---	0	1	1	2	3-0	0	0	0	0	0.0	0
<b>CAVALIERS</b>	<b>3</b>	<b>720</b>	<b>90-256</b>	<b>.352</b>	<b>18-49</b>	<b>.367</b>	<b>43-61</b>	<b>.705</b>	<b>41</b>	<b>68</b>	<b>109</b>	<b>43</b>	<b>40-0</b>	<b>18</b>	<b>40</b>	<b>14</b>	<b>241</b>	<b>80.3</b>	<b>91</b>
<b>BULLS</b>	<b>3</b>	<b>720</b>	<b>138-257</b>	<b>.537</b>	<b>21-45</b>	<b>.467</b>	<b>36-46</b>	<b>.783</b>	<b>38</b>	<b>117</b>	<b>155</b>	<b>87</b>	<b>56-0</b>	<b>23</b>	<b>42</b>	<b>25</b>	<b>333</b>	<b>111.0</b>	<b>114</b>

### BULLS VS. CAVALIERS IN OVERTIME:

DATE	LOCATION	SCORE	W-L
03/20/84	Chicago	104-108	L
02/26/85	Chicago	118-123	L
10/25/85	Chicago	116-115	W
11/16/85	Chicago	128-132	L
01/14/88	Cleveland	88-91	L
03/25/88	Cleveland	110-111	L
11/03/89	Chicago	124-119	W
03/28/90	Cleveland	117-113	W
03/15/99	Chicago	85-89	L
03/02/00	Chicago	110-114	L
03/31/05	Chicago	102-90	W
03/31/07	Chicago	108-112	L
01/15/09	Chicago	102-93	W
<b>TOTALS</b>	<b>13 GAMES</b>		<b>5-8 (.385)</b>





**Office:** American Airlines Center  
 2500 Victory Avenue, Dallas, TX 75219  
**Phone:** (214) 665-4660 **Fax:** (214) 665-4661  
**Home court:** American Airlines Center (19,200 - opened in 2001)  
**Owner:** Mark Cuban  
**President/CEO:** Terdemma Ussery  
**President of Basketball Operations/General Manager:** Donn Nelson  
**Assistant General Manager:** Keith Grant  
**Head Coach:** Rick Carlisle  
**Assistant Coaches:** Jim O'Brien, Tony Brown, Monte Mathis, Darrell Armstrong  
**Head Athletic Trainer:** Casey Smith  
**Director of Basketball Communications:** Sarah Melton  
**Basketball Communications Manager:** Scott Tomlin  
**Basketball Communications Coordinator:** Alan Rakowski  
**Radio:** ESPN Radio (103.3 FM) - Chuck Cooperstein, Brad Davis  
**Spanish Radio:** KFLC (1270 AM) - Victor Villalba  
**TV:** TXA (Ch. 21)/FOX Sports Net Southwest (cable) - Mark Followill, Derek Harper, Jeff Wade  
**Team Colors:** Blue, Black and Silver  
**Division:** Southwest

### BULLS STREAKS:

Overall: 3-W  
 Home: 2-W  
 Road: 1-W

### 2012-2013 MEETINGS:

11/28 @ Chicago  
 03/30 @ Dallas

### CHICAGO VS. DALLAS 2011-2012 SERIES: 1 GAME, 1-0

DATE	SITE	BULLS	MAVS	BULLS HI-SCORER	MAVS HI-SCORER	BULLS HI-REBOUND	MAVS HI-REBOUND
04/21	CHI	93	83	Deng-22	Nowitzki-17	Noah-14	Nowitzki/Wright-7
<b>TOTALS</b>	<b>1</b>	<b>93</b>	<b>83</b>				
<b>AVERAGE</b>		<b>93.0</b>	<b>83.0</b>				

### BULLS ALL-TIME VS. MAVERICKS: 31-31 (.500)

SEASON	HOME W-L	ROAD W-L	NEUTRAL W-L	SEASON	HOME W-L	ROAD W-L	NEUTRAL W-L
1980-81	1-0	0-1		1997-98	1-0	0-1	
1981-82	0-1	1-0		1998-99	0-0	0-1	
1982-83	1-0	0-1		1999-00	0-1	0-1	
1983-84	1-0	0-1		2000-01	0-1	0-1	
1984-85	1-0	1-0		2001-02	0-1	0-1	
1985-86	0-1	0-1		2002-03	0-1	0-1	
1986-87	1-0	0-1		2003-04	0-1	0-1	
1987-88	0-1	0-1		2004-05	0-1	1-0	
1988-89	1-0	1-0		2005-06	0-1	0-1	
1989-90	1-0	1-0		2006-07	1-0	0-1	
1990-91	1-0	1-0		2007-08	0-1	0-1	
1991-92	1-0	1-0		2008-09	1-0	0-1	
1992-93	1-0	1-0		2009-10	0-1	0-1	
1993-94	1-0	1-0		2010-11	1-0	1-0	
1994-95	0-1	1-0		2011-12	1-0	0-0	
1995-96	1-0	1-0		<b>TOTALS</b>	<b>18-13</b>	<b>13-18</b>	<b>0-0</b>
1996-97	1-0	1-0					



### BIGGEST WIN/WORST LOSS:

	DATE	LOCATION	SCORE	MARGIN
Biggest Win:	01/26/93	Dallas	123-88	35
Worst Loss:	11/08/02	Chicago	87-114	27

### LAST WIN/LOSS:

	DATE	LOCATION	SCORE
Last Win:	04/21/12	Chicago	93-83
Last Loss:	03/17/10	Dallas	106-113

### 2011-2012 SEASON SERIES (1-0) CHICAGO BULLS VS. DALLAS

PLAYER	G-GS	MIN	FG-FGA	PCT	3FG-FGA	PCT	FT-FTA	PCT	OFF	DEF	TOT	AST	PF-DO	STL	TO	BLK	PTS	AVG	HI
Deng	1-1	43	8-15	.533	4-7	.571	2-2	1.000	0	6	6	3	3-0	1	3	0	22	22.0	22
Hamilton	1-1	28	9-16	.563	1-2	.500	0-0	---	0	2	2	2	2-0	1	0	0	19	19.0	19
Boozer	1-1	28	6-11	.545	0-0	---	0-0	---	0	10	10	2	0-0	1	1	0	12	12.0	12
Korver	1-0	18	4-10	.400	3-5	.600	0-0	---	0	2	2	1	2-0	0	0	0	11	11.0	11
Rose	1-1	32	5-9	.556	1-3	.333	0-0	---	0	0	0	8	0-0	0	1	0	11	11.0	11
Noah	1-1	39	2-7	.286	0-0	---	4-8	.500	5	9	14	8	2-0	0	3	1	8	8.0	8
Brewer	1-0	6	1-2	.500	0-0	---	2-2	1.000	0	2	2	0	0-0	1	0	0	4	4.0	4
Watson	1-0	20	2-8	.250	0-3	.000	0-0	---	0	2	2	5	1-0	1	2	0	4	4.0	4
Gibson	1-0	24	1-6	.167	0-0	---	0-0	---	3	5	8	0	2-0	1	0	1	2	2.0	2
Asik	1-0	3	0-0	---	0-0	---	0-0	---	0	0	0	0	1-0	2	0	0	0	0.0	0
<b>BULLS</b>	<b>1</b>	<b>240</b>	<b>38-84</b>	<b>.452</b>	<b>9-20</b>	<b>.450</b>	<b>8-12</b>	<b>.667</b>	<b>8</b>	<b>38</b>	<b>46</b>	<b>29</b>	<b>13-0</b>	<b>8</b>	<b>11</b>	<b>2</b>	<b>93</b>	<b>93.0</b>	<b>93</b>
<b>MAVERICKS</b>	<b>1</b>	<b>240</b>	<b>31-79</b>	<b>.392</b>	<b>4-15</b>	<b>.267</b>	<b>17-19</b>	<b>.895</b>	<b>10</b>	<b>33</b>	<b>43</b>	<b>12</b>	<b>15-0</b>	<b>7</b>	<b>12</b>	<b>3</b>	<b>83</b>	<b>83.0</b>	<b>83</b>

### 2011-2012 SEASON SERIES (0-1) DALLAS MAVERICKS VS. CHICAGO

PLAYER	G-GS	MIN	FG-FGA	PCT	3FG-FGA	PCT	FT-FTA	PCT	OFF	DEF	TOT	AST	PF-DO	STL	TO	BLK	PTS	AVG	HI
Nowitzki	1-1	33	6-15	.400	1-4	.250	4-5	.800	1	6	7	0	3-0	0	0	0	17	17.0	17
Beaubois	1-1	38	7-15	.467	2-5	.400	0-0	---	1	5	6	5	2-0	1	2	0	16	16.0	16
Carter	1-0	29	4-11	.364	1-4	.250	6-7	.857	1	1	2	1	2-0	0	1	0	15	15.0	15
West	1-1	31	6-13	.462	0-1	.000	1-1	1.000	0	3	3	2	0-0	0	1	0	13	13.0	13
Jones	1-0	25	3-7	.429	0-0	---	2-2	1.000	0	3	3	4	4-0	3	2	1	8	8.0	8
Marion	1-1	31	2-5	.400	0-1	.000	2-2	1.000	0	6	6	0	0-0	2	1	2	6	6.0	6
Wright	1-0	17	3-6	.500	0-0	---	0-0	---	3	4	7	0	1-0	0	0	0	6	6.0	6
Mahinmi	1-0	17	0-4	.000	0-0	---	2-2	1.000	3	3	6	0	2-0	0	4	0	2	2.0	2
Azubuike	1-0	4	0-1	.000	0-0	---	0-0	---	0	0	0	0	0-0	0	0	0	0	0.0	0
Cardinal	1-0	2	0-0	---	0-0	---	0-0	---	0	0	0	0	0-0	0	0	0	0	0.0	0
Haywood	1-1	14	0-2	.000	0-0	---	0-0	---	1	2	3	0	1-0	1	1	0	0	0.0	0
<b>MAVERICKS</b>	<b>1</b>	<b>240</b>	<b>31-79</b>	<b>.392</b>	<b>4-15</b>	<b>.267</b>	<b>17-19</b>	<b>.895</b>	<b>10</b>	<b>33</b>	<b>43</b>	<b>12</b>	<b>15-0</b>	<b>7</b>	<b>12</b>	<b>3</b>	<b>83</b>	<b>83.0</b>	<b>83</b>
<b>BULLS</b>	<b>1</b>	<b>240</b>	<b>38-84</b>	<b>.452</b>	<b>9-20</b>	<b>.450</b>	<b>8-12</b>	<b>.667</b>	<b>8</b>	<b>38</b>	<b>46</b>	<b>29</b>	<b>13-0</b>	<b>8</b>	<b>11</b>	<b>2</b>	<b>93</b>	<b>93.0</b>	<b>93</b>

### BULLS VS. MAVERICKS IN OVERTIME:

DATE	LOCATION	SCORE	W-L
03/08/87	Chicago	115-105	W
11/12/94	Chicago	120-124	L
11/21/95	Dallas	108-102	W
03/12/98	Dallas	97-104	L
02/07/09	Dallas	114-115	L
<b>TOTALS</b>	<b>5 GAMES</b>		<b>2-3 (.400)</b>



**Office:** Pepsi Center, 1000 Chopper Circle, Denver, CO 80204  
**Phone:** (303) 405-1100 **Fax:** (303) 893-3203  
**Home court:** Pepsi Center (19,155 - opened in 1999)  
**Owner:** E. Stanley Kroenke  
**President and Governor:** Josh Kroenke  
**Executive Vice President of Basketball Operations:** Masai Ujiri  
**Head Coach:** George Karl  
**Assistant Coaches:** John Welch, Melvin Hunt, Chad Iske  
**Head Athletic Trainer/Traveling Secretary:** Jim Gillen  
**Director of Media Relations:** Tim Gelt  
**Media Relations Manager:** Nick O'Hayre  
**Radio:** KRWZ (950 AM); KCKK (AM 1510) - Jason Kosmicki  
**TV:** AltitudeSports & Entertainment - Chris Marlowe, Scott Hastings  
**Team Colors:** Light Blue, Dark Blue and Yellow  
**Division:** Northwest

## BULLS STREAKS:

Overall: 2-L  
 Home: 1-L  
 Road: 5-L

## 2012-2013 MEETINGS:

02/07 @ Denver  
 03/18 @ Chicago

## CHICAGO VS. DENVER 2011-12 SERIES: 1 GAME, 0-1

DATE	SITE	BULLS	NUGGETS	BULLS HI-SCORER	NUGGETS HI-SCORER	BULLS HI-REBOUND	NUGGETS HI-REBOUND
03/26	CHI	91	108	Lucas/Watson-17	Lawson-27	Boozer/Gibson-7	Lawson-9
<b>TOTALS</b>	<b>2</b>	<b>91</b>	<b>108</b>				
<b>AVERAGE</b>		<b>91.0</b>	<b>108.0</b>				

## BULLS ALL-TIME VS. NUGGETS: 37-42 (.468)

SEASON	HOME W-L	ROAD W-L	NEUTRAL W-L	SEASON	HOME W-L	ROAD W-L	NEUTRAL W-L
1976-77	1-1	0-2		1995-96	1-0	0-1	
1977-78	2-0	0-2		1996-97	1-0	1-0	
1978-79	1-1	1-1		1997-98	1-0	1-0	
1979-80	1-2	1-2		1998-99	0-0	0-0	
1980-81	0-1	1-0		1999-00	1-0	0-1	
1981-82	1-0	0-1		2000-01	0-1	0-1	
1982-83	1-0	0-1		2001-02	1-1	0-1	
1983-84	0-1	0-1		2002-03	0-1	0-1	
1984-85	1-0	0-1		2003-04	0-1	0-1	
1985-86	1-0	1-0		2004-05	1-0	0-1	
1986-87	1-0	0-1		2005-06	0-1	1-0	
1987-88	1-0	0-1		2006-07	1-0	0-1	
1988-89	1-0	0-1		2007-08	1-0	0-1	
1989-90	1-0	0-1		2008-09	1-0	0-1	
1990-91	1-0	1-0		2009-10	0-1	0-1	
1991-92	1-0	1-0		2010-11	1-0	0-1	
1992-93	1-0	0-1		2011-12	0-1	0-0	
1993-94	0-1	1-0		<b>TOTALS</b>	<b>27-13</b>	<b>10-29</b>	<b>0-0</b>
1994-95	1-0	0-1					



**BIGGEST WIN/WORST LOSS:**

	DATE	LOCATION	SCORE	MARGIN
Biggest Win:	02/02/98	Denver	111-72	39
Worst Loss:	11/20/79	Chicago	91-124	33

**LAST WIN/LOSS:**

	DATE	LOCATION	SCORE
Last Win:	11/08/10	Chicago	94-92
Last Loss:	03/26/12	Chicago	91-108

**2011-2012 SEASON SERIES (0-1) CHICAGO BULLS VS. DENVER**

PLAYER	G-6S	MIN	FG-FGA	PCT	3FG-FGA	PCT	FT-FTA	PCT	OFF	DEF	TOT	AST	PF-DO	STL	TO	BLK	PTS	AVG	HI
Watson	1-1	34	5-12	.417	3-4	.750	4-4	1.000	0	1	1	8	4-0	1	5	0	17	17.0	17
Boozer	1-1	26	7-9	.778	0-0	---	0-2	.000	1	6	7	2	2-0	0	3	0	14	14.0	14
Korver	1-0	26	5-7	.714	4-4	1.000	0-0	---	0	2	2	5	0-0	0	0	0	14	14.0	14
Lucas	1-0	20	5-11	.455	4-7	.571	0-0	---	0	1	1	2	0-0	0	1	0	14	14.0	14
Deng	1-1	38	3-9	.333	1-2	.500	2-2	1.000	0	3	3	0	2-0	0	4	0	9	9.0	9
Asik	1-0	19	3-5	.600	0-0	---	1-1	1.000	3	3	6	3	2-0	1	2	5	7	7.0	7
Brewer	1-1	19	2-6	.333	1-2	.500	0-0	---	0	0	0	0	0-0	1	0	0	5	5.0	5
Gibson	1-0	27	2-5	.400	0-0	---	1-2	.500	1	6	7	1	2-0	0	2	5	5.0	5	
Buttler	1-0	8	2-5	.400	0-1	.000	0-0	---	0	0	0	2	0-0	0	0	0	4	4.0	4
Noah	1-1	23	1-5	.200	0-0	---	0-0	---	0	5	5	1	3-0	0	0	4	2	2.0	2
<b>BULLS</b>	<b>1</b>	<b>240</b>	<b>35-74</b>	<b>.473</b>	<b>13-20</b>	<b>.650</b>	<b>8-11</b>	<b>.727</b>	<b>5</b>	<b>27</b>	<b>32</b>	<b>24</b>	<b>15-0</b>	<b>3</b>	<b>16</b>	<b>11</b>	<b>91</b>	<b>91.0</b>	<b>91</b>
<b>NUGGETS</b>	<b>1</b>	<b>240</b>	<b>44-88</b>	<b>.500</b>	<b>8-16</b>	<b>.500</b>	<b>12-16</b>	<b>.750</b>	<b>14</b>	<b>31</b>	<b>45</b>	<b>24</b>	<b>12-0</b>	<b>10</b>	<b>9</b>	<b>7</b>	<b>108</b>	<b>108.0</b>	<b>108</b>

**2011-2012 SEASON SERIES (1-0) DENVER NUGGETS VS. CHICAGO**

PLAYER	G-6S	MIN	FG-FGA	PCT	3FG-FGA	PCT	FT-FTA	PCT	OFF	DEF	TOT	AST	PF-DO	STL	TO	BLK	PTS	AVG	HI
Lawson	1-1	37	11-21	.524	3-5	.600	2-2	1.000	2	7	9	2	0-0	2	1	0	27	27.0	27
Affalo	1-1	38	8-12	.667	2-4	.500	4-4	1.000	0	3	3	4	1-0	0	2	0	22	22.0	22
Harrington	1-0	29	6-14	.429	3-6	.500	2-2	1.000	1	4	5	0	3-0	0	1	0	17	17.0	17
McGee (TOT)	3-3	97	17-36	.472	0-0	---	2-5	.400	15	16	31	2	4-0	2	3	10	36	12.0	16
McGee (DEN)	1-1	24	5-11	.455	0-0	---	0-2	.000	4	4	8	0	0-0	0	0	2	10	10.0	10
Miller	1-0	29	6-8	.750	0-0	---	0-0	---	0	4	4	10	3-0	3	2	0	12	12.0	12
Faried	1-1	19	3-6	.500	0-0	---	2-3	.667	4	2	6	2	1-0	1	1	1	8	8.0	8
Chandler	1-1	35	3-10	.300	0-1	.000	1-1	1.000	1	6	7	4	3-0	2	2	2	7	7.0	7
Mozgov	1-0	19	2-3	.667	0-0	---	1-2	.500	1	1	2	0	1-0	0	0	2	5	5.0	5
Brewer	1-0	10	0-3	.000	0-0	---	0-0	---	1	0	1	2	0-0	2	0	0	0	0.0	0
<b>NUGGETS</b>	<b>1</b>	<b>240</b>	<b>44-88</b>	<b>.500</b>	<b>8-16</b>	<b>.500</b>	<b>12-16</b>	<b>.750</b>	<b>14</b>	<b>31</b>	<b>45</b>	<b>24</b>	<b>12-0</b>	<b>10</b>	<b>9</b>	<b>7</b>	<b>108</b>	<b>108.0</b>	<b>108</b>
<b>BULLS</b>	<b>1</b>	<b>240</b>	<b>35-74</b>	<b>.473</b>	<b>13-20</b>	<b>.650</b>	<b>8-11</b>	<b>.727</b>	<b>5</b>	<b>27</b>	<b>32</b>	<b>24</b>	<b>15-0</b>	<b>3</b>	<b>16</b>	<b>11</b>	<b>91</b>	<b>91.0</b>	<b>91</b>

**BULLS VS. NUGGETS IN OVERTIME:**

DATE	LOCATION	SCORE	W-L
03/21/80 (3 OT)	Chicago	128-134	L
11/08/80 (2 OT)	Chicago	126-130	L
03/26/01	Chicago	104-109	L
02/04/03	Denver	100-102	L
<b>TOTALS</b>	<b>4 GAMES</b>		<b>0-4 (.000)</b>



**Office:** 6 Championship Drive, Auburn Hills, MI 48326  
**Phone:** (248) 377-0100  
**Home court:** The Palace of Auburn Hills (22,076 - opened in 1988)  
**Principal Owner:** Tom Gores  
**President & CEO, Palace Sports & Entertainment/Pistons:** Dennis Mannion  
**President, Basketball Operations:** Joe Dumars  
**Assistant General Manager:** George David  
**Head Coach:** Lawrence Frank  
**Assistant Coaches:** Brian Hill, John Loyer, Roy Rogers, Dee Brown, Charles Klask, Bill Pope  
**Athletic Trainer:** Mike Abdenour  
**Vice President, Public Relations:** Kevin Grigg  
**Director, Public Relations:** Cletus Lewis  
**Public Relations Coordinator:** Michelle Fikany  
**Radio:** WXYT (97.1 FM The Ticket) - George Blaha, Mark Champion, Rick Mahorn  
**TV:** FS Detroit - George Blaha, Greg Kelsner  
**Team Colors:** Red, White and Blue  
**Division:** Central

### BULLS STREAKS:

Overall: 15-W  
 Home: 12-W  
 Road: 7-W

### 2012-2013 MEETINGS:

12/07 @ Detroit  
 01/23 @ Chicago  
 03/31 @ Chicago  
 04/07 @ Detroit

### CHICAGO VS. DETROIT 2011-2012 SERIES: 4 GAMES, 4-0

DATE	SITE	BULLS	PISTONS	BULLS HI-SCORER	PISTONS HI-SCORER	BULLS HI-REBOUND	PISTONS HI-REBOUND
01/04	DET	99	83	Boozer-19	Monroe-19	Noah-11	Monroe-13
01/09	CHI	92	68	Boozer-23	Monroe-14	Boozer/Noah-8	Monroe-10
03/30	CHI	83	71	Deng-220	Knight-16	Noah-12	Monroe-10
04/15	DET	100	94 (OT)	Rose-24	Stuckey-32	Noah-17	Maxiell-9
<b>TOTALS</b>	<b>4</b>	<b>374</b>	<b>316</b>				
<b>AVERAGE</b>		<b>93.5</b>	<b>79.0</b>				

### BULLS ALL-TIME VS. PISTONS: 117-117 (.500)

SEASON	HOME		ROAD		NEUTRAL	
	W-L	W-L	W-L	W-L	W-L	W-L
1966-67	1-3	2-1	1-1			
1967-68	2-1	0-3	1-0			
1968-69	2-1	1-2				
1969-70	2-0	1-2	0-1			
1970-71	2-1	1-2				
1971-72	3-0	2-1				
1972-73	2-1	1-3				
1973-74	4-0	1-2				
1974-75	3-1	1-4				
1975-76	2-2	1-2				
1976-77	1-1	1-1				
1977-78	1-1	1-1				
1978-79	1-1	1-1				
1979-80	1-0	0-1				
1980-81	3-0	2-1				
1981-82	0-3	0-3				
1982-83	2-1	0-3				
1983-84	1-2	0-3				
1984-85	2-1	1-2				
1985-86	2-1	0-3				
1986-87	2-1	1-2				
1987-88	1-2	1-2				
1988-89	0-3	0-3				
1989-90	1-2	0-2				
1990-91	2-0	1-2				
1991-92	3-0	1-1				
1992-93	2-0	1-1				
1993-94	2-0	3-0				
1994-95	3-0	2-0				
1995-96	2-0	2-0				
1996-97	2-0	1-1				
1997-98	2-0	1-1				
1998-99	0-2	0-1				
1999-00	1-1	0-2				
2000-01	0-2	0-2				
2001-02	0-2	1-1				
2002-03	0-2	0-2				
2003-04	0-2	0-2				
2004-05	0-2	2-0				
2005-06	0-2	0-2				
2006-07	2-0	1-1				
2007-08	2-0	1-1				
2008-09	2-0	1-1				
2009-10	2-0	2-0				
2010-11	2-0	2-0				
2011-12	2-0	2-0				
<b>TOTALS</b>	<b>72-44</b>	<b>43-71</b>	<b>2-2</b>			



### BIGGEST WIN/WORST LOSS:

	DATE	LOCATION	SCORE	MARGIN
Biggest Win:	12/21/71	Chicago	127-92	35
Worst Loss:	03/23/69	Detroit	114-158	44

### LAST WIN/LOSS:

	DATE	LOCATION	SCORE
Last Win:	04/15/12	Detroit	100-94 (OT)
Last Loss:	12/23/08	Detroit	98-104

### 2011-2012 SEASON SERIES (4-0) CHICAGO BULLS VS. DETROIT

PLAYER	G-6S	MIN	FG-FGA	PCT	3FG-FGA	PCT	FT-FTA	PCT	OFF	DEF	TOT	AST	PF-DQ	STL	TO	BLK	PTS	AVG	HI
Rose	3-3	114	24-53	.453	2-16	.125	13-17	.765	1	6	7	27	5-0	4	12	2	63	21.0	24
Boozer	4-4	125	31-53	.585	0-0	---	8-11	.727	9	26	35	7	7-0	4	5	2	70	17.5	23
Noah	4-4	133	20-35	.571	0-0	---	16-18	.889	26	22	48	11	7-0	2	10	8	56	14.0	20
Hamilton	2-2	52	11-21	.524	2-3	.667	3-3	1.000	0	5	5	6	5-0	0	4	0	27	13.5	14
Gibson	4-0	72	11-25	.440	0-0	---	11-15	.733	8	11	19	4	2-0	1	3	4	33	8.3	12
Watson	2-1	45	4-16	.250	2-5	.400	5-7	.714	1	4	5	6	5-0	1	4	1	15	7.5	11
Brewer	4-2	82	13-26	.500	1-4	.250	1-6	.167	3	2	5	9	5-0	2	4	0	28	7.0	12
Deng	4-4	162	12-41	.293	0-9	.000	4-4	1.000	6	21	27	10	5-0	4	4	2	28	7.0	20
Korver	4-0	94	8-22	.364	6-15	.400	5-5	1.000	0	9	9	6	4-0	4	5	1	27	6.8	13
Lucas	3-0	38	6-18	.333	2-5	.400	0-0	---	1	6	7	3	3-0	1	1	0	14	4.7	6
Asik	4-0	60	3-4	.750	0-0	---	1-2	.500	2	14	16	2	13-0	1	7	6	7	1.8	3
Butler	3-0	4	1-1	1.000	0-0	---	2-2	1.000	0	1	1	0	0-0	0	0	1	4	1.3	2
Scalabrine	2-0	4	1-1	1.000	0-0	---	0-0	---	0	0	0	1	0-0	0	0	0	2	1.0	2
<b>BULLS</b>	<b>4</b>	<b>985</b>	<b>145-316</b>	<b>.459</b>	<b>15-57</b>	<b>.263</b>	<b>69-90</b>	<b>.767</b>	<b>57</b>	<b>127</b>	<b>184</b>	<b>92</b>	<b>61-0</b>	<b>24</b>	<b>65</b>	<b>27</b>	<b>374</b>	<b>93.5</b>	<b>100</b>
<b>PISTONS</b>	<b>4</b>	<b>985</b>	<b>128-327</b>	<b>.391</b>	<b>11-36</b>	<b>.306</b>	<b>49-61</b>	<b>.803</b>	<b>47</b>	<b>106</b>	<b>153</b>	<b>63</b>	<b>78-0</b>	<b>30</b>	<b>63</b>	<b>16</b>	<b>316</b>	<b>79.0</b>	<b>94</b>

### 2011-2012 SEASON SERIES (0-4) DETROIT PISTONS VS. CHICAGO

PLAYER	G-6S	MIN	FG-FGA	PCT	3FG-FGA	PCT	FT-FTA	PCT	OFF	DEF	TOT	AST	PF-DQ	STL	TO	BLK	PTS	AVG	HI
Stuckey	2-2	50	10-24	.417	3-5	.600	14-19	.737	1	5	6	3	1-0	3	0	0	37	18.5	32
Monroe	4-4	144	25-50	.500	0-0	---	10-11	.909	14	27	41	16	10-0	4	5	2	60	15.0	19
Knights	4-3	134	20-47	.426	4-11	.364	2-2	1.000	3	9	12	10	8-0	3	15	2	46	11.5	16
Gordon	3-2	85	8-23	.348	1-1	1.000	10-11	.909	0	7	7	7	12-0	1	10	2	27	9.0	11
Prince	4-4	138	16-45	.356	0-2	.000	4-6	.667	1	12	13	16	5-0	6	6	2	36	9.0	14
Jerebko	3-2	71	8-27	.296	1-5	.200	5-5	1.000	9	2	11	1	8-0	1	1	1	22	7.3	13
Daye	2-1	46	6-18	.333	1-2	.500	0-0	---	0	3	3	1	6-0	3	3	2	13	6.5	11
Villanueva	2-0	25	6-16	.375	1-6	.167	0-0	---	0	3	3	1	2-0	2	1	0	13	6.5	13
Maxiell	4-2	100	9-29	.310	0-1	.000	3-4	.750	7	13	20	2	8-0	0	5	2	21	5.3	7
Wilkins	4-0	95	9-18	.500	0-2	.000	1-2	.500	3	11	14	4	8-0	4	3	1	19	4.8	10
Bynum	4-0	44	8-24	.333	0-1	.000	0-1	.000	1	6	7	1	8-0	1	8	0	16	4.0	10
Wallace	4-0	49	3-6	.500	0-0	---	0-0	---	8	8	16	1	2-0	2	1	2	6	1.5	4
Macklin	1-0	4	0-0	---	0-0	---	0-0	---	0	0	0	0	0-0	0	0	0	0	0.0	0
<b>PISTONS</b>	<b>4</b>	<b>985</b>	<b>128-327</b>	<b>.391</b>	<b>11-36</b>	<b>.306</b>	<b>49-61</b>	<b>.803</b>	<b>47</b>	<b>106</b>	<b>153</b>	<b>63</b>	<b>78-0</b>	<b>30</b>	<b>63</b>	<b>16</b>	<b>316</b>	<b>79.0</b>	<b>94</b>
<b>BULLS</b>	<b>4</b>	<b>985</b>	<b>145-316</b>	<b>.459</b>	<b>15-57</b>	<b>.263</b>	<b>69-90</b>	<b>.767</b>	<b>57</b>	<b>127</b>	<b>184</b>	<b>92</b>	<b>61-0</b>	<b>24</b>	<b>65</b>	<b>27</b>	<b>374</b>	<b>93.5</b>	<b>100</b>

### BULLS VS. PISTONS IN OVERTIME:

DATE	LOCATION	SCORE	W-L	DATE	LOCATION	SCORE	W-L
01/20/67	Chicago	125-124	W	01/31/89	Chicago	98-104	L
02/20/68	New York	124-121	W	04/07/89	Chicago	112-114	L
02/19/71	Chicago	115-114	W	11/11/92	Chicago	98-96	W
11/24/73	Chicago	114-112	W	04/22/93	Chicago	109-103	W
04/03/76	Chicago	97-93	W	02/15/96	Detroit	112-109	W
02/09/82	Detroit	123-128	L	03/31/98	Chicago	106-101	W
01/04/83 (2 OT)	Chicago	147-138	W	04/09/03	Detroit	102-111	L
02/12/85	Chicago	139-126	W	04/11/05	Chicago	84-85	L
03/04/87	Detroit	125-120	W	12/26/10	Detroit	95-92	W
12/15/87	Detroit	123-127	L	04/15/12	Detroit	100-94	W
11/21/87	Chicago	132-144	L				
				<b>TOTALS</b>	<b>21 GAMES</b>	<b>14-7 (.667)</b>	



**Office:** 1011 Broadway, Oakland, CA 94607  
**Phone:** (510) 986-2200 **Fax:** (510) 452-0142  
**Home court:** ORACLE Arena (19,596 - opened in 1997)  
**Co-Executive Chairman, CEO:** Joe Lacob  
**Co-Executive Chairman:** Peter Gruber  
**President & COO:** Rick Welts  
**General Manager:** Bob Myers  
**Head Coach:** Mark Jackson  
**Assistant Coaches:** Michael Malone, Pete Myers, Wes Unseld Jr., Jerry DeGregorio, Darren Erman, Kris Weems  
**Head Athletic Trainer:** Chad Bergman  
**Vice President, Communications:** Raymond Ridder  
**Director of Corporate Communications:** Lisa Goodwin  
**Director, Public Relations:** Dan Martinez  
**Assistant, Public Relations:** Brett Winkler  
**Assistant, Public Relations:** Ryan Donough  
**Radio:** KNBR (680/1050 AM) - Tim Roye  
**TV:** Comcast SportsNet Bay Area (cable) - Bob Fitzgerald, Jim Barnett  
**Team Colors:** Warriors Royal Blue, California Golden Yellow  
**Division:** Pacific

### BULLS STREAKS:

Overall: 2-L  
 Home: 3-W  
 Road: 3-L

### 2012-2013 MEETINGS:

01/25 @ Chicago  
 03/15 @ Golden State

### CHICAGO VS. GOLDEN STATE 2011-2012 SERIES: 1 GAME, 0-1

DATE	SITE	BULLS	WARRIORS	BULLS HI-SCORER	WARRIORS HI-SCORER	BULLS HI-REBOUND	WARRIORS HI-REBOUND
12/26	GS	91	99	Deng-22	Deng/Noah-10	Ellis-26	Curry/Lee-7
<b>TOTALS</b>	<b>1</b>	<b>91</b>	<b>99</b>				
<b>AVERAGE</b>		<b>91.0</b>	<b>99.0</b>				

### BULLS ALL-TIME VS. WARRIORS: 79-63 (.556)

SEASON	HOME W-L	ROAD W-L	NEUTRAL W-L	SEASON	HOME W-L	ROAD W-L	NEUTRAL W-L
(San Francisco)				1988-89	1-0	0-1	
1966-67	2-2	0-1	1-3	1989-90	1-0	1-0	
1967-68	1-3	1-1	0-2	1990-91	1-0	0-1	
1968-69	1-2	3-1		1991-92	0-1	1-0	
1969-70	1-1	2-1	1-0	1992-93	1-0	1-0	
1970-71	1-2	2-0	1-0	1993-94	1-0	1-0	
(Golden State)				1994-95	1-0	1-0	
1971-72	2-1	1-1	0-1	1995-96	1-0	1-0	
1972-73	1-2	2-1		1996-97	1-0	1-0	
1973-74	2-1	2-1		1997-98	1-0	1-0	
1974-75	2-0	1-1		1998-99	0-0	0-0	
1975-76	1-2	0-2		1999-00	0-1	0-1	
1976-77	1-1	1-1		2000-01	0-1	0-1	
1977-78	0-2	1-1		2001-02	1-0	0-1	
1978-79	1-1	2-0		2002-03	1-0	0-1	
1979-80	2-1	2-1		2003-04	1-0	0-1	
1980-81	1-0	0-1		2004-05	1-0	0-1	
1981-82	0-1	0-1		2006-07	1-0	0-1	
1982-83	1-0	1-0		2007-08	0-1	1-0	
1983-84	1-0	1-0		2008-09	1-0	1-0	
1984-85	1-0	0-1		2009-10	1-0	0-1	
1985-86	1-0	1-0		2010-11	1-0	0-1	
1986-87	0-1	0-1		2011-12	0-0	0-1	
1987-88	1-0	1-0		<b>TOTALS</b>	<b>42-27</b>	<b>34-30</b>	<b>3-6</b>





## BIGGEST WIN/WORST LOSS:

	DATE	LOCATION	SCORE	MARGIN
Biggest Win (GS):	11/26/71	Chicago	121-89	32
Worst Loss (GS):	01/19/73	Chicago	80-115	35
Biggest Win (SF):	03/05/71	San Diego	130-103	27
Worst Loss (SF):	02/05/70	Chicago	105-127	22

## LAST WIN/LOSS:

	DATE	LOCATION	SCORE
Last Win:	11/11/10	Chicago	120-90
Last Loss:	12/26/11	Golden State	91-99

## 2011-2012 SEASON SERIES (0-1) CHICAGO BULLS VS. GOLDEN STATE

PLAYER	G-GS	MIN	FG-FGA	PCT	3FG-FGA	PCT	FT-FTA	PCT	OFF	DEF	TOT	AST	PF-DO	STL	TO	BLK	PTS	AVG	HI
Deng	1-1	41	10-15	.667	1-4	.250	1-2	.500	2	8	10	1	2-0	0	4	1	22	22.0	22
Rose	1-1	39	4-17	.235	1-8	.125	4-4	1.000	1	4	5	8	3-0	0	3	0	13	13.0	13
Watson	1-0	20	3-10	.300	3-6	.500	4-4	1.000	2	0	2	1	3-0	1	2	0	13	13.0	13
Korver	1-0	17	3-6	.500	3-5	.600	2-2	1.000	0	1	1	0	2-0	0	0	0	11	11.0	11
Hamilton	1-1	24	5-12	.417	0-1	.000	0-0	---	2	1	3	4	3-0	0	3	0	10	10.0	10
Noah	1-1	26	3-7	.429	0-0	---	1-2	.500	3	7	10	0	1-0	1	2	0	7	7.0	7
Boozer	1-1	26	3-7	.429	0-0	---	0-0	---	1	2	3	1	2-0	1	2	0	6	6.0	6
Gibson	1-0	22	2-3	.667	0-0	---	1-2	.500	2	7	9	0	2-0	0	4	2	5	5.0	5
Brewer	1-0	15	1-4	.250	0-0	---	2-6	.333	1	3	4	1	0-0	0	0	0	4	4.0	4
Asik	1-0	10	0-1	.000	0-0	---	0-0	---	0	0	0	0	3-0	0	0	0	0	0.0	0
<b>BULLS</b>	<b>1</b>	<b>240</b>	<b>34-82</b>	<b>.415</b>	<b>8-24</b>	<b>.333</b>	<b>15-22</b>	<b>.682</b>	<b>14</b>	<b>33</b>	<b>47</b>	<b>16</b>	<b>21-0</b>	<b>3</b>	<b>20</b>	<b>3</b>	<b>91</b>	<b>91.0</b>	<b>91</b>
<b>WARRIORS</b>	<b>1</b>	<b>240</b>	<b>36-77</b>	<b>.468</b>	<b>4-15</b>	<b>.267</b>	<b>23-31</b>	<b>.742</b>	<b>7</b>	<b>29</b>	<b>36</b>	<b>22</b>	<b>19-0</b>	<b>16</b>	<b>10</b>	<b>5</b>	<b>99</b>	<b>99.0</b>	<b>99</b>

## 2011-2012 SEASON SERIES (1-0) GOLDEN STATE WARRIORS VS. CHICAGO

PLAYER	G-GS	MIN	FG-FGA	PCT	3FG-FGA	PCT	FT-FTA	PCT	OFF	DEF	TOT	AST	PF-DO	STL	TO	BLK	PTS	AVG	HI
Ellis	1-1	37	10-17	.588	1-4	.250	5-6	.833	0	2	2	7	3-0	0	3	1	26	26.0	26
Lee	1-1	34	8-16	.500	0-0	---	6-8	.750	1	6	7	1	2-0	1	1	0	22	22.0	22
Curry	1-1	37	7-12	.583	1-3	.333	6-7	.857	1	6	7	10	4-0	6	4	0	21	21.0	21
D. Wright	1-1	34	6-10	.600	1-4	.250	0-0	---	0	3	3	1	3-0	1	0	0	13	13.0	13
Jefferson (TOT)	1-1	20	2-2	1.000	2-2	1.000	0-0	---	0	1	1	1	4-0	0	2	0	6	6.0	6
Brown	1-0	23	1-3	.333	0-0	---	3-6	.500	1	5	6	0	1-0	4	0	0	5	5.0	5
Rush	1-0	27	2-6	.333	1-3	.333	0-0	---	0	3	3	1	1-0	1	2	2	5	5.0	5
Udoh	1-0	13	2-4	.500	0-0	---	0-0	---	0	1	1	0	1-0	0	0	1	4	4.0	4
McGuire	1-0	6	0-1	.000	0-0	---	3-4	.750	0	0	0	0	0-0	0	0	0	3	3.0	3
Biedrins	1-1	14	0-4	.000	0-0	---	0-0	---	3	1	4	0	2-0	3	0	1	0	0.0	0
Ford (TOT)	1-0	8	0-3	.000	0-1	.000	0-0	---	0	0	0	2	1-0	3	1	0	0	0.0	0
Smith	1-0	4	0-2	.000	0-0	---	0-0	---	0	0	0	0	1-0	0	0	0	0	0.0	0
Thompson	1-0	11	0-2	.000	0-1	.000	0-0	---	1	2	3	2	1-0	0	0	0	0	0.0	0
<b>WARRIORS</b>	<b>1</b>	<b>240</b>	<b>36-77</b>	<b>.468</b>	<b>4-15</b>	<b>.267</b>	<b>23-31</b>	<b>.742</b>	<b>7</b>	<b>29</b>	<b>36</b>	<b>22</b>	<b>19-0</b>	<b>16</b>	<b>10</b>	<b>5</b>	<b>99</b>	<b>99.0</b>	<b>99</b>
<b>BULLS</b>	<b>1</b>	<b>240</b>	<b>34-82</b>	<b>.415</b>	<b>8-24</b>	<b>.333</b>	<b>15-22</b>	<b>.682</b>	<b>14</b>	<b>33</b>	<b>47</b>	<b>16</b>	<b>21-0</b>	<b>3</b>	<b>20</b>	<b>3</b>	<b>91</b>	<b>91.0</b>	<b>91</b>

## BULLS VS. WARRIORS IN OVERTIME:

DATE	LOCATION	SCORE	W-L
02/05/67	Chicago	141-142	L
02/06/68	Chicago	124-126	L
10/13/79	Golden State	102-96	W
03/17/00 (2 OT)	Chicago	92-95	L
02/28/04	Chicago	87-81	W
02/09/07	Golden State	121-123	L
12/11/09	Chicago	96-91	W
<b>TOTALS</b>	<b>7 GAMES</b>		<b>3-4 (.429)</b>



**Office:** Toyota Center, 1510 Polk Street, Houston, TX 77002  
**Phone:** (713) 758-7200 **Fax:** (713) 758-7339  
**Home court:** Toyota Center (18,023 - opened in 2003)  
**Owner:** Leslie Alexander  
**Chief Executive Officer:** Tad Brown  
**General Manager/Managing Director Basketball Operations:** Daryl Morey  
**Senior Consultant:** Carroll Dawson  
**Head Coach:** Kevin McHale  
**Assistant Coaches:** Kelvin Sampson, John Blair-Bickerstaff, Chris Finch, Dean Cooper  
**Player Development Coach:** Greg Buckner  
**Senior Consultant:** Carroll Dawson  
**Senior V.P. of Basketball Operations/Athletic Trainer:** Keith Jones  
**Director of Media Relations:** Nelson Luis  
**Sr. Manager of Media & Player Relations:** Tracey Hughes  
**Sr. Manager of Media Services:** Bob Schranz  
**Radio:** SportsRadio 790 (KBME 790 AM) - Craig Ackerman, Joel Blank  
**Spanish Radio:** TBD - Adrian Chavarria  
**TV:** Comcast SportsNet Houston (cable) - Bill Worrell, Clyde Drexler, Matt Bullard  
**Team Colors:** Red, White and Silver  
**Division:** Southwest

## BULLS STREAKS:

Overall: 1-L  
 Home: 1-L  
 Road: 2-W

## 2012-2013 MEETINGS:

11/21 @ Houston  
 12/25 @ Chicago

## CHICAGO VS. HOUSTON 2011-2012 SERIES: 1 GAME, 1-0

DATE	SITE	BULLS	ROCKETS	BULLS HI-SCORER	ROCKETS HI-SCORER	BULLS HI-REBOUND	ROCKETS HI-REBOUND
04/02	CHI	93	99	Deng-24	Dragic-21	Boozer-13	Scola-12
<b>TOTALS</b>	<b>2</b>	<b>93</b>	<b>99</b>				
<b>AVERAGE</b>		<b>93.0</b>	<b>99.0</b>				

## BULLS ALL-TIME VS. ROCKETS: 64-60 (.516)

SEASON	HOME W-L	ROAD W-L	NEUTRAL W-L	SEASON	HOME W-L	ROAD W-L	NEUTRAL W-L
(San Diego)				1989-90	1-0	0-1	
1967-68	2-1	2-2	0-1	1990-91	0-1	0-1	
1968-69	2-1	1-2		1991-92	1-0	0-1	
1969-70	2-1	0-3	1-0	1992-93	0-1	0-1	
1970-71	3-0	2-0	1-0	1993-94	1-0	0-1	
(Houston)				1994-95	1-0	0-1	
1971-72	2-1	1-0	2-0	1995-96	1-0	1-0	
1972-73	2-0	2-0		1996-97	1-0	0-1	
1973-74	2-0	2-0		1997-98	1-0	1-0	
1974-75	2-0	0-2		1998-99	0-0	0-0	
1975-76	1-1	0-2		1999-00	0-1	0-1	
1976-77	1-1	0-2		2000-01	0-1	0-1	
1977-78	2-0	1-1		2001-02	1-0	1-0	
1978-79	1-1	1-1		2002-03	1-0	0-1	
1979-80	0-1	1-0		2003-04	0-1	0-1	
1980-81	1-0	0-1		2004-05	0-1	0-1	
1981-82	1-0	0-1		2005-06	0-1	1-0	
1982-83	1-0	0-1		2006-07	0-1	0-1	
1983-84	0-1	0-1		2007-08	0-1	0-1	
1984-85	0-1	0-1		2008-09	1-0	0-1	
1985-86	1-0	0-1		2009-10	1-0	1-0	
1986-87	0-1	0-1		2010-11	1-0	1-0	
1987-88	1-0	1-0		2011-12	0-1	0-0	
1988-89	1-0	0-1		<b>TOTALS</b>	<b>40-21</b>	<b>20-38</b>	<b>4-1</b>



**BIGGEST WIN/WORST LOSS:**

	DATE	LOCATION	SCORE	MARGIN
Biggest Win (HOU):	02/02/83	Chicago	129-76	53
Worst Loss (HOU):	03/26/00	Houston	78-123	45
Biggest Win (SD):	11/29/68	San Diego	110-89	21
Worst Loss (SD):	01/04/70	San Diego	121-140	19

**LAST WIN/LOSS:**

	DATE	LOCATION	SCORE
Last Win:	12/04/10	Chicago	119-116 (OT)
Last Loss:	04/02/12	Chicago	93-99

**2011-2012 SEASON SERIES (0-1) CHICAGO BULLS VS. HOUSTON**

PLAYER	G-GS	MIN	FG-FGA	PCT	3FG-FGA	PCT	FT-FTA	PCT	OFF	DEF	TOT	AST	PF-DO	STL	TO	BLK	PTS	AVG	HI
Deng	1-1	41	9-14	.643	2-3	.667	4-5	.800	1	6	7	2	1-0	0	2	1	24	24.0	24
Boozer	1-1	34	8-14	.571	0-0	---	0-1	.000	5	8	13	7	0-0	1	2	0	16	16.0	16
Noah	1-1	35	7-11	.636	0-0	---	1-2	.500	4	5	9	1	4-0	1	4	15	15.0	15	15
Korver	1-0	20	3-9	.333	2-6	.333	0-0	---	0	3	3	1	2-0	0	3	1	8	8.0	8
Lucas	1-0	23	4-9	.444	0-2	.000	0-0	---	2	1	3	5	4-0	0	3	0	8	8.0	8
Brewer	1-0	15	3-7	.429	0-2	.000	0-0	---	0	2	2	3	1-0	2	0	0	6	6.0	6
Hamilton	1-1	20	2-7	.286	1-1	1.000	1-2	.500	1	0	1	3	0-0	0	5	0	6	6.0	6
Asik	1-0	13	1-1	1.000	0-0	---	2-4	.500	3	2	5	1	1-0	0	0	1	4	4.0	4
Gibson	1-0	14	2-4	.500	0-0	---	0-3	.000	2	1	3	0	0-0	0	0	0	4	4.0	4
Watson	1-1	25	1-7	.143	0-3	.000	0-0	---	0	1	1	2	4-0	1	3	0	2	2.0	2
Butler	1-0	0	0-0	---	0-0	---	0-0	---	0	0	0	0	0-0	0	0	0	0	0.0	0
<b>BULLS</b>	<b>1</b>	<b>240</b>	<b>40-83</b>	<b>.482</b>	<b>5-17</b>	<b>.294</b>	<b>8-17</b>	<b>.471</b>	<b>18</b>	<b>29</b>	<b>47</b>	<b>25</b>	<b>17-0</b>	<b>5</b>	<b>19</b>	<b>7</b>	<b>93</b>	<b>93.0</b>	<b>93</b>
<b>ROCKETS</b>	<b>1</b>	<b>240</b>	<b>42-89</b>	<b>.472</b>	<b>4-13</b>	<b>.308</b>	<b>11-14</b>	<b>.786</b>	<b>13</b>	<b>25</b>	<b>38</b>	<b>23</b>	<b>18-0</b>	<b>11</b>	<b>8</b>	<b>5</b>	<b>99</b>	<b>99.0</b>	<b>99</b>

**2011-2012 SEASON SERIES (1-0) HOUSTON ROCKETS VS. CHICAGO**

PLAYER	G-GS	MIN	FG-FGA	PCT	3FG-FGA	PCT	FT-FTA	PCT	OFF	DEF	TOT	AST	PF-DO	STL	TO	BLK	PTS	AVG	HI
Dragic	1-1	32	8-12	.667	0-0	---	5-7	.714	1	0	1	6	1-0	4	1	1	21	21.0	21
Scola	1-1	40	9-17	.529	0-0	---	0-0	---	5	7	12	6	3-0	2	2	3	18	18.0	18
Budinger	1-0	26	5-10	.500	3-4	.750	0-0	---	1	2	3	3	2-0	0	0	0	13	13.0	13
Lee	1-1	36	4-14	.286	0-3	.000	5-5	1.000	0	0	0	1	2-0	1	2	1	13	13.0	13
Camby (TOT)	1-1	31	6-12	.500	0-2	.000	0-0	---	3	8	11	2	2-0	1	1	0	12	12.0	12
Camby (HOU)	1-1	31	6-12	.500	0-2	.000	0-0	---	3	8	11	2	2-0	1	1	0	12	12.0	12
Boykins	1-0	16	4-8	.500	1-2	.500	0-0	---	0	3	3	3	1-0	0	1	0	9	9.0	9
Parsons	1-1	28	3-7	.429	0-1	.000	0-0	---	0	2	2	1	3-0	2	1	0	6	6.0	6
Patterson	1-0	20	2-3	.667	0-0	---	1-2	.500	2	2	4	0	2-0	1	0	0	5	5.0	5
Dalembert	1-0	5	1-2	.500	0-0	---	0-0	---	0	1	1	1	2-0	0	0	0	2	2.0	2
Morris	1-0	6	0-4	.000	0-1	.000	0-0	---	1	0	1	0	0-0	0	0	0	0	0.0	0
<b>ROCKETS</b>	<b>1</b>	<b>240</b>	<b>42-89</b>	<b>.472</b>	<b>4-13</b>	<b>.308</b>	<b>11-14</b>	<b>.786</b>	<b>13</b>	<b>25</b>	<b>38</b>	<b>23</b>	<b>18-0</b>	<b>11</b>	<b>8</b>	<b>5</b>	<b>99</b>	<b>99.0</b>	<b>99</b>
<b>BULLS</b>	<b>1</b>	<b>240</b>	<b>40-83</b>	<b>.482</b>	<b>5-17</b>	<b>.294</b>	<b>8-17</b>	<b>.471</b>	<b>18</b>	<b>29</b>	<b>47</b>	<b>25</b>	<b>17-0</b>	<b>5</b>	<b>19</b>	<b>7</b>	<b>93</b>	<b>93.0</b>	<b>93</b>

**BULLS VS. ROCKETS IN OVERTIME:**

DATE	LOCATION	SCORE	W-L
12/09/83	Chicago	112-115	L
03/16/02 (2 OT)	Houston	114-112	W
01/20/06 (2 OT)	Chicago	108-109	L
12/04/10	Chicago	119-116	W
<b>TOTALS</b>	<b>4 GAMES</b>		<b>2-2 (.500)</b>



**Office:** 125 S. Pennsylvania Street, Indianapolis, IN 46204  
**Phone:** (317) 917-2500  
**Home court:** Conseco Fieldhouse (18,165 - opened in 1999)  
**Owner, Chairman and Chief Executive Officer:** Herbert Simon  
**President of Basketball Operations:** Donnie Walsh  
**Executive V.P. of Basketball Operations/General Manager:** Kevin Pritchard  
**Head Coach:** Frank Vogel  
**Associate Head Coach:** Brian Shaw  
**Assistant Coaches:** Jim Boylen, Dan Burke  
**Scout/Assistant Coach:** Jimmy Powell  
**Head Athletic Trainer/Team Administrator:** Josh Corbeil  
**Director/Indiana Pacers Media Relations:** David Benner  
**Senior Public Information Manager:** Krissy Myers  
**Public Information Assistant:** Tim Edwards  
**Radio:** 1070 The Fan - Mark Boyle, Bob Leonard, Kevin Lee  
**TV:** FSN Indiana - Quinn Buckner, Chris Denari, Austin Croshere, Brooke Olzendam  
**Team Colors:** Blue and Gold  
**Division:** Central

### BULLS STREAKS:

Overall: 2-W  
 Home: 1-W  
 Road: 1-W

### 2012-2013 MEETINGS:

12/04 @ Chicago  
 12/26 @ Indiana  
 03/03 @ Indiana  
 03/23 @ Chicago

### CHICAGO VS. INDIANA 2011-2012 SERIES: 3 GAMES, 2-1

DATE	SITE	BULLS	PACERS	BULLS HI-SCORER	PACERS HI-SCORER	BULLS HI-REBOUND	PACERS HI-REBOUND
01/25	CHI	90	95	Rose-24	Granger-22	Noah-13	Granger-9
03/05	CHI	92	72	Deng-20	George-21	Noah-17	West-9
04/25	IND	92	87	Korver-20	Stephenson-22	Noah-14	Amundson-7
<b>TOTALS</b>	<b>3</b>	<b>274</b>	<b>254</b>				
<b>AVERAGE</b>		<b>91.3</b>	<b>84.7</b>				

### BULLS ALL-TIME VS. PACERS: 86-74 (.538)

SEASON	HOME		ROAD		NEUTRAL	
	W-L	W-L	W-L	W-L	W-L	W-L
1976-77	2-0	0-2				
1977-78	2-0	1-1				
1978-79	2-0	0-2				
1979-80	0-1	0-1				
1980-81	1-1	2-1				
1981-82	3-0	0-3				
1982-83	2-1	2-1				
1983-84	2-1	1-2				
1984-85	1-2	1-2				
1985-86	2-1	1-2				
1986-87	2-0	1-2				
1987-88	2-1	1-2				
1988-89	3-0	1-2				
1989-90	2-0	0-3				
1990-91	3-0	1-1				
1991-92	1-1	2-0				
1992-93	2-0	3-0				
1993-94	2-1	2-0				
1994-95	2-0	0-2				
1995-96	1-1	1-1				
1996-97	2-0	2-0				
1997-98	1-1	1-1				
1998-99	0-1	0-2				
1999-00	1-1	0-2				
2000-01	0-2	0-2				
2001-02	0-2	0-2				
2002-03	2-0	0-2				
2003-04	1-1	0-2				
2004-05	2-0	0-2				
2005-06	1-1	1-1				
2006-07	2-0	1-1				
2007-08	1-1	1-1				
2008-09	2-0	0-2				
2009-10	2-0	1-1				
2010-11	2-0	1-1				
2011-12	1-1	1-0				
<b>TOTALS</b>	<b>57-22</b>	<b>29-52</b>			<b>0-0</b>	



**BIGGEST WIN/WORST LOSS:**

	DATE	LOCATION	SCORE	MARGIN
Biggest Win:	03/13/89	Chicago	122-90	32
Worst Loss:	03/28/03	Indiana	89-140	51

**LAST WIN/LOSS:**

	DATE	LOCATION	SCORE
Last Win:	04/25/12	Indiana	92-87
Last Loss:	01/25/12	Chicago	95-90

**2011-2012 SEASON SERIES (2-1) CHICAGO BULLS VS. INDIANA**

PLAYER	G-6S	MIN	FG-FGA	PCT	3FG-FGA	PCT	FT-FTA	PCT	OFF	DEF	TOT	AST	PF-DQ	STL	TO	BLK	PTS	AVG	HI
Rose	3-3	93	17-46	.370	4-12	.333	9-11	.818	2	5	7	19	4-0	2	5	3	47	15.7	24
Deng	2-2	73	9-24	.375	4-10	.400	7-7	1.000	1	13	14	6	3-0	1	2	2	29	14.5	20
Lucas	1-0	19	5-9	.556	1-1	1.000	2-2	1.000	0	0	0	0	1-0	1	2	0	13	13.0	13
Brewer	3-1	95	16-30	.533	0-4	.000	4-5	.800	8	12	20	11	6-0	3	8	1	36	12.0	20
Noah	3-3	103	13-23	.565	0-0	---	7-10	.700	12	32	44	8	7-0	1	6	3	33	11.0	14
Boozer	3-3	83	15-33	.455	0-0	---	1-2	.500	8	14	22	6	10-0	2	5	3	31	10.3	16
Gibson	2-0	51	8-16	.500	0-0	---	4-6	.667	4	8	12	1	4-0	1	4	0	20	10.0	10
Korver	3-0	47	11-19	.579	7-10	.700	0-0	---	1	0	1	3	6-0	1	4	1	29	9.7	20
Hamilton	3-3	66	8-30	.267	1-5	.200	4-5	.800	0	2	2	7	4-0	1	2	0	21	7.0	17
Watson	2-0	32	2-12	.167	1-2	.500	1-2	.500	0	0	0	4	4-0	2	0	0	6	3.0	5
Scalabrine	2-0	11	2-3	.667	0-1	.000	0-0	---	1	1	2	0	2-0	0	0	1	4	2.0	2
Asik	3-0	41	0-3	.000	0-0	---	3-8	.375	5	15	20	1	4-0	1	4	3	3	1.0	3
Butler	2-0	7	1-1	1.000	0-0	---	0-0	---	0	1	1	0	1-0	0	2	0	2	1.0	2
<b>BULLS</b>	<b>3</b>	<b>720</b>	<b>107-249</b>	<b>.430</b>	<b>18-45</b>	<b>.400</b>	<b>42-58</b>	<b>.724</b>	<b>42</b>	<b>103</b>	<b>145</b>	<b>66</b>	<b>56-0</b>	<b>16</b>	<b>43</b>	<b>21</b>	<b>274</b>	<b>91.3</b>	<b>92</b>
<b>PACERS</b>	<b>3</b>	<b>720</b>	<b>100-239</b>	<b>.418</b>	<b>14-40</b>	<b>.350</b>	<b>40-59</b>	<b>.678</b>	<b>25</b>	<b>85</b>	<b>110</b>	<b>52</b>	<b>48-0</b>	<b>28</b>	<b>32</b>	<b>18</b>	<b>254</b>	<b>84.7</b>	<b>95</b>

**2011-2012 SEASON SERIES (1-2) INDIANA PACERS VS. CHICAGO**

PLAYER	G-6S	MIN	FG-FGA	PCT	3FG-FGA	PCT	FT-FTA	PCT	OFF	DEF	TOT	AST	PF-DQ	STL	TO	BLK	PTS	AVG	HI
Granger	2-2	68	13-28	.464	4-9	.444	3-4	.750	3	7	10	3	3-0	3	7	1	33	16.5	22
Barbosa (TOT)	1-0	34	7-20	.350	1-2	.500	0-1	.000	2	4	6	1	0-0	0	0	0	15	15.0	15
George	3-3	95	16-41	.390	1-10	.100	8-9	.889	2	8	10	2	6-0	4	3	2	41	13.7	21
West	3-3	88	15-37	.405	0-0	---	7-10	.700	4	17	21	7	6-0	4	1	4	37	12.3	14
Stephenson	2-1	40	10-15	.667	2-4	.500	0-0	---	0	2	2	3	1-0	0	1	1	22	11.0	22
Hibbert	3-3	84	12-24	.500	0-0	---	2-5	.400	4	14	18	4	10-0	3	2	8	26	8.7	20
Hill	3-1	73	10-24	.417	3-9	.333	3-3	1.000	2	2	4	9	6-0	2	2	1	26	8.7	17
Price	2-0	28	4-9	.444	2-5	.400	3-6	.500	1	2	3	3	0-0	0	0	0	13	6.5	10
Collison	3-2	84	6-20	.300	0-1	.000	5-6	.833	3	7	10	15	4-0	3	5	1	17	5.7	11
Hansbrough	3-0	73	5-18	.278	0-0	---	6-8	.750	2	14	16	2	6-0	6	2	0	16	5.3	10
Jones	3-0	44	5-10	.500	2-2	1.000	0-0	---	0	3	3	3	3-0	1	4	0	12	4.0	9
Amundson	3-0	38	4-12	.333	0-0	---	3-8	.375	4	9	13	1	3-0	2	2	0	11	3.7	6
Pendergraph	1-0	4	0-1	.000	0-0	---	0-0	---	0	0	0	0	0-0	0	0	0	0	0.0	0
<b>PACERS</b>	<b>3</b>	<b>720</b>	<b>100-239</b>	<b>.418</b>	<b>14-40</b>	<b>.350</b>	<b>40-59</b>	<b>.678</b>	<b>25</b>	<b>85</b>	<b>110</b>	<b>52</b>	<b>48-0</b>	<b>28</b>	<b>32</b>	<b>18</b>	<b>254</b>	<b>84.7</b>	<b>95</b>
<b>BULLS</b>	<b>3</b>	<b>720</b>	<b>107-249</b>	<b>.430</b>	<b>18-45</b>	<b>.400</b>	<b>42-58</b>	<b>.724</b>	<b>42</b>	<b>103</b>	<b>145</b>	<b>66</b>	<b>56-0</b>	<b>16</b>	<b>43</b>	<b>21</b>	<b>274</b>	<b>91.3</b>	<b>92</b>

**BULLS VS. PACERS IN OVERTIME:**

DATE	LOCATION	SCORE	W-L
12/08/81	Chicago	118-116	W
01/14/83	Indiana	126-123	W
03/19/95	Indiana	96-103	L
03/18/11	Indiana	108-115	L
<b>TOTALS</b>	<b>4 GAMES</b>		<b>2-2 (.500)</b>



**Office:** 6951 South Centinela Boulevard, Playa Vista, CA 90094  
**Phone:** (310) 862-6000 **Fax:** (310) 862-6029  
**Home Court:** STAPLES Center (19,060 - opened in 1999)  
**Chairman of the Board, Owner and NBA Governor:** Donald T. Sterling  
**President & NBA Alternate Governor:** Andy Roeser  
**Vice President of Basketball Operations:** Gary Sacks  
**Head Coach:** Vinny Del Negro  
**Assistant Coaches:** Marc Iavaroni, Bob Ociepka, Robert Pack  
**Head Athletic Trainer:** Jasen Powell  
**Vice President of Communications:** Joe Safety  
**Director of Communications:** Rob Raichlen  
**Radio:** KFNB NEWS TALK 980 AM - Brian Sieman, Ralph Lawler, Michael Smith  
**Spanish Radio:** ESPN Deportes 1330 AM - Celso Gaspar  
**TV:** PRIME TICKET - Ralph Lawler, Michael Smith  
**Team Colors:** Red, White and Blue  
**Division:** Pacific

### BULLS STREAKS:

Overall: 2-W  
 Home: 2-L  
 Road: 2-W

### 2012-2013 MEETINGS:

11/17 @ L.A. Clippers  
 12/11 @ Chicago

### CHICAGO VS. L.A. CLIPPERS 2011-2012 SERIES: 1 GAME, 1-0

DATE	SITE	BULLS	CLIPPERS	BULLS HI-SCORER	CLIPPERS HI-SCORER	BULLS HI-REBOUND	CLIPPERS HI-REBOUND
12/30	LAC	114	101	Rose-29	Griffin-34	Deng/Noah/Rose-8	Griffin-13
<b>TOTALS</b>	<b>1</b>	<b>114</b>	<b>101</b>				
<b>AVERAGE</b>		<b>114.0</b>	<b>101.0</b>				

### BULLS ALL-TIME VS. CLIPPERS: 62-41 (.602)

SEASON	HOME W-L	ROAD W-L	NEUTRAL W-L	SEASON	HOME W-L	ROAD W-L	NEUTRAL W-L
(Buffalo)				1990-91	1-0	1-0	
1970-71	2-0	1-0	1-0	1991-92	1-0	1-0	
1971-72	2-0	1-1		1992-93	1-0	1-0	
1972-73	2-0	0-2		1993-94	1-0	1-0	
1973-74	2-0	0-1	1-0	1994-95	0-1	1-0	
1974-75	2-0	1-1		1995-96	1-0	1-0	
1975-76	0-2	1-1		1996-97	1-0	1-0	
1976-77	2-0	1-1		1997-98	1-0	1-0	
1977-78	0-2	1-1		1998-99	0-0	1-0	
(San Diego)				1999-00	1-0	1-0	
1978-79	0-2	0-2		2000-01	0-1	0-1	
1979-80	3-0	1-2		2001-02	0-1	0-1	
1980-81	1-0	0-1		2002-03	0-1	0-1	
1981-82	1-0	1-0		2003-04	1-0	0-1	
1982-83	1-0	0-1		2004-05	0-1	0-1	
1983-84	1-0	0-1		2005-06	0-1	1-0	
(Los Angeles)				2006-07	0-1	0-1	
1984-85	1-0	1-0		2007-08	0-1	1-0	
1985-86	1-0	0-1		2008-09	1-0	1-0	
1986-87	1-0	1-0		2009-10	0-1	0-1	
1987-88	1-0	1-0		2010-11	0-1	1-0	
1988-89	1-0	0-1		2011-12	0-0	1-0	
1989-90	1-0	0-1		<b>TOTALS</b>	<b>35-15</b>	<b>25-26</b>	<b>2-0</b>



**BIGGEST WIN/WORST LOSS:**

	DATE	LOCATION	SCORE	MARGIN
Biggest Win (LA):	12/14/90	Chicago	128-88	40
Worst Loss (LA):	02/05/01	Los Angeles	82-102	20
Biggest Win (SD):	11/06/81	Chicago	114-93	21
Worst Loss (SD):	02/17/81	San Diego	95-128	33
Biggest Win (BUF):	02/05/72	Chicago	130-96	34
Worst Loss (BUF):	11/06/71	Buffalo	90-115	31

**LAST WIN/LOSS:**

	DATE	LOCATION	SCORE
Last Win:	12/30/11	Los Angeles	114-101
Last Loss:	12/18/10	Chicago	99-100

**2011-2012 SEASON SERIES (1-0) CHICAGO BULLS VS. L.A. CLIPPERS**

PLAYER	G-GS	MIN	FG-FGA	PCT	3FG-FGA	PCT	FT-FTA	PCT	OFF	DEF	TOT	AST	PF-DO	STL	TO	BLK	PTS	AVG	HI
Rose	1-1	42	8-14	.571	3-4	.750	10-11	.909	3	5	8	16	3-0	1	4	0	29	29.0	29
Deng	1-1	42	7-14	.500	1-4	.250	4-5	.800	1	7	8	2	2-0	0	0	0	19	19.0	19
Noah	1-1	35	5-7	.714	0-0	---	9-10	.900	5	3	8	4	5-0	1	1	1	19	19.0	19
Hamilton	1-1	31	8-18	.444	0-3	.000	0-0	---	1	4	5	2	1-0	0	1	0	16	16.0	16
Boozer	1-1	30	4-8	.500	0-0	---	2-2	1.000	2	4	6	1	3-0	0	0	0	10	10.0	10
Brewer	1-0	14	2-2	1.000	1-1	1.000	2-2	1.000	0	2	2	0	0-0	1	0	0	7	7.0	7
Gibson	1-0	19	2-5	.400	0-0	---	2-2	1.000	1	2	3	1	1-0	1	1	1	6	6.0	6
Korver	1-0	10	2-4	.500	2-3	.667	0-0	---	0	0	0	0	2-0	0	0	0	6	6.0	6
Asik	1-0	10	1-1	1.000	0-0	---	0-2	.000	2	3	5	2	2-0	0	4	0	2	2.0	2
Watson	1-0	7	0-5	.000	0-2	.000	0-0	---	0	0	0	1	0-0	0	1	0	0	0.0	0
<b>BULLS</b>	<b>1</b>	<b>240</b>	<b>39-78</b>	<b>.500</b>	<b>7-17</b>	<b>.412</b>	<b>29-34</b>	<b>.853</b>	<b>15</b>	<b>30</b>	<b>45</b>	<b>29</b>	<b>19-0</b>	<b>4</b>	<b>12</b>	<b>2</b>	<b>114</b>	<b>114.0</b>	<b>114</b>
<b>CLIPPERS</b>	<b>1</b>	<b>240</b>	<b>41-80</b>	<b>.513</b>	<b>7-15</b>	<b>.467</b>	<b>12-20</b>	<b>.600</b>	<b>9</b>	<b>22</b>	<b>31</b>	<b>26</b>	<b>22-0</b>	<b>6</b>	<b>11</b>	<b>3</b>	<b>101</b>	<b>101.0</b>	<b>101</b>

**2011-2012 SEASON SERIES (0-1) LOS ANGELES CLIPPERS VS. CHICAGO**

PLAYER	G-GS	MIN	FG-FGA	PCT	3FG-FGA	PCT	FT-FTA	PCT	OFF	DEF	TOT	AST	PF-DO	STL	TO	BLK	PTS	AVG	HI
Griffin	1-1	42	14-25	.560	0-0	---	6-10	.600	6	7	13	3	1-0	1	2	0	34	34.0	34
Butler	1-1	39	6-11	.545	1-4	.250	3-4	.750	0	1	1	4	4-0	1	2	0	16	16.0	16
Paul	1-1	44	7-14	.500	1-1	1.000	0-1	.000	0	4	4	14	2-0	4	3	0	15	15.0	15
Williams	1-1	33	5-10	.500	2-2	1.000	1-1	1.000	1	2	3	3	3-0	0	0	0	13	13.0	13
Jordan	1-1	26	5-6	.833	0-0	---	2-4	.500	1	4	5	0	5-0	0	2	3	12	12.0	12
Young (TOT)	2-2	62	9-31	.290	2-7	.286	2-2	1.000	2	6	8	2	5-0	3	4	2	22	11.0	17
Foye	1-0	19	2-6	.333	2-4	.500	0-0	---	0	0	0	1	2-0	0	1	0	6	6.0	6
Thompkins	1-0	9	1-3	.333	1-2	.500	0-0	---	0	0	0	0	0-0	0	0	0	3	3.0	3
Cook	1-0	17	1-3	.333	0-2	.000	0-0	---	0	3	3	0	5-0	0	0	0	2	2.0	2
Gomes	1-0	12	0-2	.000	0-0	---	0-0	---	1	1	2	1	0-0	0	1	0	0	0.0	0
<b>CLIPPERS</b>	<b>1</b>	<b>240</b>	<b>41-80</b>	<b>.513</b>	<b>7-15</b>	<b>.467</b>	<b>12-20</b>	<b>.600</b>	<b>9</b>	<b>22</b>	<b>31</b>	<b>26</b>	<b>22-0</b>	<b>6</b>	<b>11</b>	<b>3</b>	<b>101</b>	<b>101.0</b>	<b>101</b>
<b>BULLS</b>	<b>1</b>	<b>240</b>	<b>39-78</b>	<b>.500</b>	<b>7-17</b>	<b>.412</b>	<b>29-34</b>	<b>.853</b>	<b>15</b>	<b>30</b>	<b>45</b>	<b>29</b>	<b>19-0</b>	<b>4</b>	<b>12</b>	<b>2</b>	<b>114</b>	<b>114.0</b>	<b>114</b>

**BULLS VS. CLIPPERS IN OVERTIME:**

DATE	LOCATION	SCORE	W-L
01/18/69	Chicago	107-102	W
11/04/73	Toronto	101-95	W
03/11/83 (2 OT)	San Diego	123-130	L
01/03/89	Chicago	126-121	W
11/20/92	LA	118-120	L
02/04/93	LA	107-105	W
11/21/97 (2 OT)	LA	111-102	W
04/02/04	Chicago	114-110	W
12/17/08	Chicago	115-109	W
<b>TOTALS</b>	<b>9 GAMES</b>		<b>7-2 (.778)</b>

FRONT OFFICE BALL OPS. PLAYERS THE NBA OPPONENTS 2011-12 SEASON RECORDS PLAYOFFS HISTORY COMMUNITY MEDIA CONTENTS





**Office:** 555 N. Nash Street, El Segundo, CA 90245  
**Phone:** (310) 426-6000 **Fax:** (310) 426-6105  
**Home court:** STAPLES Center (18,997 - opened in 1999)  
**Owner, President, Governor and Director:** Dr. Jerry H. Buss  
**Co-Owners:** Phillip F. Anschutz, Edward P. Roski, Jr., Dr. Patrick Soon-Shiong  
**Director:** Tim Leiweke  
**General Manager:** Mitch Kupchak  
**Head Coach:** Mike Brown  
**Assistant Coaches:** Bernie Bickerstaff, Steve Clifford, Eddie Jordan, Darvin Ham, Chuck Person  
**Athletic Trainer:** Gary Vitti  
**Vice President, Public Relations:** John Black  
**Senior Manager, Public Relations:** Alison Bogli, Josh Rupprecht  
**Coordinator, Public Relations:** Nick Mazzella  
**Assistant, Public Relations:** Matt Fleer  
**TV:** Tim Warner Cable SportsNet - Stu Lantz, Bill Macdonald  
**Spanish TV:** Time Warner Cable Deportes - Adrian Garcia Marquez, Francisco Pinto  
**Radio:** 710 AM ESPN Radio - John Ireland, Mychal Thompson  
**Spanish Radio:** 1330 AM ESPN Deportes - Fernando Gonzalez, Pepe Mantilla  
**Team Colors:** Purple and Gold  
**Division:** Pacific

### BULLS STREAKS:

Overall: 2-W  
 Home: 1-W  
 Road: 1-W

### 2012-2013 MEETINGS:

01/21 @ Chicago  
 03/10 @ Los Angeles

### CHICAGO VS. L.A. LAKERS 2011-2012 SERIES: 1 GAME, 1-0

DATE	SITE	BULLS	LAKERS	BULLS HI-SCORER	LAKERS HI-SCORER	BULLS HI-REBOUND	LAKERS HI-REBOUND
12/25	LAL	88	87	Rose-22	Bryant-28	Noah-9	Gasol/McRoberts/Murphy-8
<b>TOTALS</b>	<b>1</b>	<b>88</b>	<b>87</b>				
<b>AVERAGE</b>		<b>88.0</b>	<b>87.0</b>				

### BULLS ALL-TIME VS. LAKERS: 56-84 (.400)

SEASON	HOME		ROAD		NEUTRAL	
	W-L	W-L	W-L	W-L	W-L	W-L
1966-67	3-1	3-2				
1967-68	0-2	1-3		0-2		
1968-69	2-2	1-2				
1969-70	2-0	1-2		1-0		
1970-71	2-1	0-3				
1971-72	0-2	1-1				
1972-73	1-2	0-3				
1973-74	1-2	0-3				
1974-75	1-1	2-0				
1975-76	2-1	1-1				
1976-77	2-0	1-1				
1977-78	1-1	1-1				
1978-79	0-2	1-1				
1979-80	0-3	1-2				
1980-81	0-1	1-0				
1981-82	1-0	1-0				
1982-83	0-1	0-1				
1983-84	0-1	0-1				
1984-85	0-1	1-0				
1985-86	0-1	0-1				
1986-87	0-1	0-1				
1987-88	1-0	0-1				
1988-89	1-0	1-0				
1989-90	1-0	0-1				
1990-91	1-0	0-1				
1991-92	0-1	1-0				
1992-93	0-1	0-1				
1993-94	0-1	1-0				
1994-95	0-1	1-0				
1995-96	1-0	1-0				
1996-97	1-0	0-1				
1997-98	1-0	0-1				
1998-99	0-0	0-0				
1999-00	0-1	0-1				
2000-01	0-1	0-1				
2001-02	1-0	1-0				
2002-03	1-0	0-1				
2003-04	0-1	0-1				
2004-05	1-0	0-1				
2005-06	0-1	1-0				
2006-07	1-0	0-1				
2007-08	0-1	0-1				
2008-09	0-1	0-1				
2009-10	0-1	0-1				
2010-11	1-0	0-1				
2011-12	0-0	1-0				
<b>TOTALS</b>	<b>30-37</b>	<b>25-45</b>			<b>1-2</b>	



**BIGGEST WIN/WORST LOSS:**

	DATE	LOCATION	SCORE	MARGIN
Biggest Win:	02/18/75	Chicago	128-105	23
Worst Loss:	11/18/07	Los Angeles	78-106	28

**LAST WIN/LOSS:**

	DATE	LOCATION	SCORE
Last Win:	12/25/11	Los Angeles	88-87
Last Loss:	11/23/10	Los Angeles	91-98

**2011-2012 SEASON SERIES (1-0) CHICAGO BULLS VS. L.A. LAKERS**

PLAYER	G-GS	MIN	FG-FGA	PCT	3FG-FGA	PCT	FT-FTA	PCT	OFF	DEF	TOT	AST	PF-DO	STL	TO	BLK	PTS	AVG	HI
Rose	1-1	35	9-13	.692	4-6	.667	0-0	---	0	1	1	5	1-0	0	5	1	22	22.0	22
Deng	1-1	38	7-19	.368	1-4	.250	6-6	1.000	3	4	7	3	2-0	4	0	1	21	21.0	21
Boozer	1-1	33	7-13	.538	0-0	---	1-4	.250	1	5	6	2	3-0	1	2	1	15	15.0	15
Brewer	1-0	25	3-6	.500	0-0	---	0-1	.000	0	3	3	2	3-0	1	2	0	6	6.0	6
Hamilton	1-1	23	3-8	.375	0-0	---	0-0	---	1	1	2	3	5-0	2	0	0	6	6.0	6
Noah	1-1	28	3-12	.250	0-0	---	0-0	---	5	4	9	2	5-0	3	2	0	6	6.0	6
Watson	1-0	13	2-6	.333	2-3	.667	0-0	---	0	1	1	2	1-0	2	1	0	6	6.0	6
Asik	1-0	20	1-5	.200	0-0	---	1-1	1.000	4	4	8	0	0-0	1	2	0	3	3.0	3
Gibson	1-0	15	1-4	.250	0-0	---	1-2	.500	2	1	3	2	1-0	0	0	1	3	3.0	3
Korver	1-0	10	0-3	.000	0-2	.000	0-0	---	0	1	1	0	0-0	0	0	0	0	0.0	0
<b>BULLS</b>	<b>1</b>	<b>240</b>	<b>36-89</b>	<b>.404</b>	<b>7-15</b>	<b>.467</b>	<b>9-14</b>	<b>.643</b>	<b>16</b>	<b>25</b>	<b>41</b>	<b>21</b>	<b>21-0</b>	<b>14</b>	<b>14</b>	<b>4</b>	<b>88</b>	<b>88.0</b>	<b>88</b>
<b>LAKERS</b>	<b>1</b>	<b>240</b>	<b>36-76</b>	<b>.474</b>	<b>4-16</b>	<b>.250</b>	<b>11-20</b>	<b>.550</b>	<b>12</b>	<b>30</b>	<b>42</b>	<b>22</b>	<b>20-0</b>	<b>6</b>	<b>17</b>	<b>8</b>	<b>87</b>	<b>87.0</b>	<b>87</b>

**2011-2012 SEASON SERIES (0-1) LOS ANGELES LAKERS VS. CHICAGO**

PLAYER	G-GS	MIN	FG-FGA	PCT	3FG-FGA	PCT	FT-FTA	PCT	OFF	DEF	TOT	AST	PF-DO	STL	TO	BLK	PTS	AVG	HI
Bryant	1-1	35	11-23	.478	0-1	.000	6-7	.857	0	7	7	6	3-0	2	8	0	28	28.0	28
Gasol	1-1	38	6-14	.429	0-2	.000	2-6	.333	2	6	8	3	4-0	0	1	3	14	14.0	14
Blake	1-0	25	4-9	.444	2-6	.333	2-3	.667	1	2	3	2	2-0	1	0	12	12.0	12	
Sessions (TOT)	2-1	57	9-24	.375	2-5	.400	3-4	.750	0	4	4	10	4-0	2	6	0	23	11.5	16
Ebanks	1-1	23	4-5	.800	0-0	---	0-0	---	0	1	1	2	1-0	0	0	0	8	8.0	8
Murphy	1-0	23	3-5	.600	0-1	.000	1-2	.500	5	3	8	1	4-0	0	1	1	7	7.0	7
Goudelock	1-0	13	2-3	.667	2-3	.667	0-0	---	1	1	2	0	0-0	0	1	0	6	6.0	6
McRoberts	1-1	35	3-6	.500	0-0	---	0-2	.000	3	5	8	2	3-0	2	2	6	6.0	6	
World Peace	1-0	25	2-6	.333	0-1	.000	0-0	---	0	2	2	3	0-0	2	0	0	4	4.0	4
Fisher	1-1	23	1-5	.200	0-2	.000	0-0	---	0	3	3	3	3-0	2	3	2	2	2.0	2
<b>LAKERS</b>	<b>1</b>	<b>240</b>	<b>36-76</b>	<b>.474</b>	<b>4-16</b>	<b>.250</b>	<b>11-20</b>	<b>.550</b>	<b>12</b>	<b>30</b>	<b>42</b>	<b>22</b>	<b>20-0</b>	<b>6</b>	<b>17</b>	<b>8</b>	<b>87</b>	<b>87.0</b>	<b>87</b>
<b>BULLS</b>	<b>1</b>	<b>240</b>	<b>36-89</b>	<b>.404</b>	<b>7-15</b>	<b>.467</b>	<b>9-14</b>	<b>.643</b>	<b>16</b>	<b>25</b>	<b>41</b>	<b>21</b>	<b>21-0</b>	<b>14</b>	<b>14</b>	<b>4</b>	<b>88</b>	<b>88.0</b>	<b>88</b>

**BULLS VS. LAKERS IN OVERTIME:**

DATE	LOCATION	SCORE	W-L
11/05/68	Chicago	109-112	L
11/30/69	LA	116-114	W
01/10/70	Chicago	116-112	W
02/21/72	LA	118-123	L
12/12/72	Chicago	105-106	L
12/17/96	Chicago	129-123	W
01/12/02	Chicago	106-104	W
<b>TOTALS</b>	<b>7 GAMES</b>		<b>4-3 (.571)</b>



**Office:** 191 Beale Street, Memphis, TN 38103  
**Phone:** (901) 205-1234 **Fax:** (901) 205-1122  
**Home Court:** FedExForum (18,119 - opened in 2004)  
**Majority Owner:** Michael Heisley  
**President, Hoops LP:** Gene Bartow  
**General Manager/Vice President of Basketball Operations:** Chris Wallace  
**Assistant General Manager:** Kenny Williamson  
**Head Coach:** Lionel Hollins  
**Assistant Coaches:** David Joerger, Henry Bibby, Bob Thornton, Barry Hecker  
**Head Athletic Trainer:** Drew Graham  
**Director of Communications:** Jason Wallace  
**Basketball Communications Coordinator:** Ross Wooden  
**Corporate Communications Coordinator:** Toiaya Crawford  
**Radio:** (WMFS ESPN 92.9 FM/680 AM) - Eric Hasseltine, Hank McDowell, Elliot Perry  
**TV:** (FS Tennessee/SportSouth) - Pete Pranic, Sean Tuohy, Brevin Knight, Rob Fischer  
**Team Colors:** Memphis Midnight, Beale Street Blue, Smoke Blue and Grizzlies Gold  
**Division:** Southwest

### BULLS STREAKS:

Overall: 1-L  
 Home: 2-W  
 Road: 1-L

### 2012-2013 MEETINGS:

12/17 @ Memphis  
 01/19 @ Chicago

### CHICAGO VS. MEMPHIS 2011-2012 SERIES: 2 GAMES, 1-1

DATE	SITE	BULLS	GRIZZLIES	BULLS HI-SCORER	GRIZZLIES HI-SCORER	BULLS HI-REBOUND	GRIZZLIES HI-REBOUND
01/01	CHI	104	64	Boozer/Brewer-17	Davis/Young-10	Boozer-11	Gasol-10
01/16	MEM	86	102	Deng-20	Gay-24	Boozer-7	Speights-12
<b>TOTALS</b>	<b>2</b>	<b>190</b>	<b>166</b>				
<b>AVERAGE</b>		<b>95.0</b>	<b>83.0</b>				

### BULLS ALL-TIME VS. GRIZZLIES: 19-14 (.586)

SEASON	HOME W-L	ROAD W-L	NEUTRAL W-L
(Vancouver)			
1995-96	1-0	1-0	
1996-97	1-0	1-0	
1997-98	1-0	1-0	
1998-99	1-0	0-0	
1999-00	0-1	0-1	
2000-01	1-0	0-1	
(Memphis)			
2001-02	1-0	0-1	
2002-03	1-0	0-1	
2003-04	0-1	0-1	
2004-05	1-0	1-0	
2005-06	1-0	0-1	
2006-07	1-0	0-1	
2007-08	1-0	0-1	
2008-09	1-0	0-1	
2009-10	0-1	0-1	
2010-11	1-0	1-0	
2011-12	1-0	0-1	
<b>TOTALS</b>	<b>14-3</b>	<b>5-11</b>	<b>0-0</b>



## BIGGEST WIN/WORST LOSS:

	DATE	LOCATION	SCORE	MARGIN
Biggest Win:	01/07/06	Chicago	111-82	29
Worst Loss:	03/12/03	Memphis	95-124	29

## LAST WIN/LOSS:

	DATE	LOCATION	SCORE
Last Win:	01/01/12	Chicago	104-64
Last Loss:	01/16/12	Memphis	86-102

## 2011-2012 SEASON SERIES (1-1) CHICAGO BULLS VS. MEMPHIS

PLAYER	G-6S	MIN	FG-FGA	PCT	3FG-FGA	PCT	FT-FTA	PCT	OFF	DEF	TOT	AST	PF-DO	STL	TO	BLK	PTS	AVG	HI
Rose	1-1	26	4-10	.400	0-1	.000	8-8	1.000	0	3	3	6	1-0	2	2	2	16	16.0	16
Deng	2-2	71	12-30	.400	1-5	.200	6-9	.667	6	7	13	6	1-0	3	6	2	31	15.5	20
Boozer	2-2	51	12-22	.545	0-0	---	6-9	.667	4	14	18	2	2-0	3	0	1	30	15.0	17
Brewer	2-2	72	9-19	.474	1-2	.500	4-4	1.000	2	6	8	6	5-0	5	5	0	23	11.5	17
Gibson	2-0	46	9-16	.563	0-0	---	5-6	.833	3	5	8	0	3-0	2	2	4	23	11.5	16
Watson	2-0	41	7-14	.500	0-2	.000	7-9	.778	1	0	1	7	4-0	2	7	0	21	10.5	17
Lucas	2-1	30	6-16	.375	3-7	.429	1-3	.333	1	1	2	4	1-0	1	5	0	16	8.0	8
Asik	2-0	42	5-10	.500	0-0	---	0-0	---	5	9	14	1	4-0	2	0	5	10	5.0	8
Noah	2-2	45	4-10	.400	0-0	---	2-4	.500	5	7	12	3	2-0	0	4	3	10	5.0	8
Korver	2-0	40	2-10	.200	1-7	.143	1-2	.500	2	5	7	0	4-0	1	1	0	6	3.0	6
Butler	2-0	9	2-3	.667	0-0	---	0-0	---	1	1	2	0	0-0	1	0	0	4	2.0	2
Scalabrine	2-0	9	0-2	.000	0-1	.000	0-0	---	0	1	1	1	2-0	1	1	2	0	0.0	0
<b>BULLS</b>	<b>2</b>	<b>480</b>	<b>72-162</b>	<b>.444</b>	<b>6-25</b>	<b>.240</b>	<b>40-54</b>	<b>.741</b>	<b>30</b>	<b>59</b>	<b>89</b>	<b>36</b>	<b>29-0</b>	<b>23</b>	<b>34</b>	<b>19</b>	<b>190</b>	<b>95.0</b>	<b>104</b>
<b>GRIZZLIES</b>	<b>2</b>	<b>480</b>	<b>73-171</b>	<b>.427</b>	<b>4-19</b>	<b>.211</b>	<b>16-23</b>	<b>.696</b>	<b>29</b>	<b>57</b>	<b>86</b>	<b>36</b>	<b>37-0</b>	<b>20</b>	<b>38</b>	<b>8</b>	<b>166</b>	<b>83.0</b>	<b>102</b>

## 2011-2012 SEASON SERIES (1-1) MEMPHIS GRIZZLIES VS. CHICAGO

PLAYER	G-6S	MIN	FG-FGA	PCT	3FG-FGA	PCT	FT-FTA	PCT	OFF	DEF	TOT	AST	PF-DO	STL	TO	BLK	PTS	AVG	HI
Conley	1-1	36	9-13	.692	1-2	.500	1-1	1.000	2	5	7	8	3-0	4	5	0	20	20.0	20
Speights (TOT)	1-1	34	7-16	.438	0-0	---	2-2	1.000	4	8	12	2	3-0	0	2	1	16	16.0	16
Speights (MEM)	1-1	34	7-16	.438	0-0	---	2-2	1.000	4	8	12	2	3-0	0	2	1	16	16.0	16
Gay	2-2	65	13-30	.433	1-2	.500	2-4	.500	1	7	8	6	2-0	3	7	1	29	14.5	24
Gasol	2-2	70	11-19	.579	0-0	---	5-8	.625	6	14	20	3	5-0	2	4	4	27	13.5	19
Pondexter	2-0	30	5-8	.625	0-0	---	1-2	.500	3	1	4	0	3-0	0	0	0	11	5.5	7
Selby	2-0	32	5-14	.357	1-5	.200	0-0	---	1	1	2	4	3-0	2	5	0	11	5.5	6
Davis	2-0	37	3-10	.300	1-5	.200	3-4	.750	3	4	7	2	5-0	0	1	0	10	5.0	10
Mayo	2-0	48	4-16	.250	0-3	.000	2-2	1.000	0	3	3	7	4-0	3	5	0	10	5.0	6
Young	2-0	21	5-10	.500	0-0	---	0-0	---	1	3	4	0	0-0	1	1	0	10	5.0	10
Allen	2-2	34	4-11	.364	0-0	---	0-0	---	2	3	5	2	4-0	2	2	0	8	4.0	6
Cunningham	2-0	35	4-6	.667	0-0	---	0-0	---	3	6	9	1	2-0	2	1	1	8	4.0	4
Pargo	1-1	27	2-13	.154	0-2	.000	0-0	---	2	0	2	1	2-0	0	2	0	4	4.0	4
Randolph	1-1	11	1-5	.200	0-0	---	0-0	---	1	2	3	0	1-0	1	0	1	2	2.0	2
<b>GRIZZLIES</b>	<b>2</b>	<b>480</b>	<b>73-171</b>	<b>.427</b>	<b>4-19</b>	<b>.211</b>	<b>16-23</b>	<b>.696</b>	<b>29</b>	<b>57</b>	<b>86</b>	<b>36</b>	<b>37-0</b>	<b>20</b>	<b>38</b>	<b>8</b>	<b>166</b>	<b>83.0</b>	<b>102</b>
<b>BULLS</b>	<b>2</b>	<b>480</b>	<b>72-162</b>	<b>.444</b>	<b>6-25</b>	<b>.240</b>	<b>40-54</b>	<b>.741</b>	<b>30</b>	<b>59</b>	<b>89</b>	<b>36</b>	<b>29-0</b>	<b>23</b>	<b>34</b>	<b>19</b>	<b>190</b>	<b>95.0</b>	<b>104</b>

## BULLS VS. GRIZZLIES IN OVERTIME:

No overtime games played



**Office:** 601 Biscayne Blvd., Miami, FL 33132  
**Phone:** (786) 777-HEAT **Fax:** (786) 777-1615  
**Home court:** AmericanAirlines Arena  
 (19,600 - opened in 2000)  
**Managing General Partner:** Micky Arison  
**Chief Executive Officer:** Nick Arison  
**President:** Pat Riley  
**Senior V.P., Basketball Operations/Assistant G.M.:** Andy Elisburg  
**Head Coach:** Erik Spoelstra  
**Assistant Coaches:** Bob McAdoo, Keith Askins, Ron Rothstein,  
 David Fizdale, Chad Kammerer  
**Assistant Coach/Advance Scout:** Octavio De La Grana  
**Head Athletic Trainer/Travel Coordinator:** Jay Sabol  
**Vice President, Sports Media Relations:** Tim Donovan  
**Director, Sports Media Relations:** Rob Wilson  
**Assistant Director of Sports Media Relations:** Michael Lissack  
**Radio:** The Ticket (790 AM) - Mike Inglis, John Crotty  
**Spanish Radio:** WQBA (1140 AM) - José Pañeda, Joe Pujala  
**TV:** Sun Sports - Eric Reid, Tony Fiorentino, Jason Jackson  
**Colors:** Red, Yellow, Black and White  
**Division:** Southeast

**BULLS STREAKS:**

Overall: 1-L  
 Home: 4-W  
 Road: 2-L

**2012-2013 MEETINGS:**

01/04 @ Miami  
 02/21 @ Chicago  
 03/27 @ Chicago  
 04/14 @ Miami

**CHICAGO VS. MIAMI 2011-2012 SERIES: 4 GAMES, 2-2**

DATE	SITE	BULLS	HEAT	BULLS HI-SCORER	HEAT HI-SCORER	BULLS HI-REBOUND	HEAT HI-REBOUND
01/29	MIA	93	97	Rose-34	James-35	Noah-11	Bosh-12
03/14	CHI	106	102	Lucas-24	Wade-36	Boozer/Gibson-8	Wade-7
04/12	CHI	96	86 (OT)	Boozer-19	James-30	Boozer-11	Bosh/Turiaf-8
04/19	MIA	72	83	Lucas-16	James-27	Noah-10	James-11
<b>TOTALS</b>	<b>4</b>	<b>367</b>	<b>368</b>				
<b>AVERAGE</b>		<b>91.8</b>	<b>92.0</b>				

**BULLS ALL-TIME VS. HEAT: 49-39 (.557)**

SEASON	HOME W-L	ROAD W-L	NEUTRAL W-L	SEASON	HOME W-L	ROAD W-L	NEUTRAL W-L
1988-89	1-0	1-0		2001-02	1-1	0-2	
1989-90	2-0	2-0		2002-03	1-0	0-2	
1990-91	2-0	2-0		2003-04	0-2	0-2	
1991-92	2-0	2-0		2004-05	1-1	0-2	
1992-93	2-0	1-1		2005-06	0-2	1-0	
1993-94	0-2	2-0		2006-07	2-0	1-1	
1994-95	2-0	1-1		2007-08	1-0	1-1	
1995-96	2-0	1-1		2008-09	1-1	0-2	
1996-97	1-1	1-1		2009-10	1-1	0-2	
1997-98	2-0	0-1		2010-11	2-0	1-0	
1998-99	0-1	1-1		2011-12	2-0	0-2	
1999-00	1-1	1-1		<b>TOTALS</b>	<b>30-14</b>	<b>19-25</b>	<b>0-0</b>
2000-01	1-1	0-2					

THE NBA PLAYERS FRONT OFFICE  
 OPPONENTS  
 2011-12 SEASON  
 RECORDS  
 PLAYOFFS  
 HISTORY  
 MEDIA  
 COMMUNITY



**BIGGEST WIN/WORST LOSS:**

	DATE	LOCATION	SCORE	MARGIN
Biggest Win:	12/30/94	Chicago	133-88	45
Worst Loss:	04/10/99	Chicago	49-82	33
	03/07/07	Miami	70-103	33

**LAST WIN/LOSS:**

	DATE	LOCATION	SCORE
Last Win:	04/12/12	Chicago	96-86 (OT)
Last Loss:	04/19/12	Miami	83-74

**2011-2012 SEASON SERIES (2-2) CHICAGO BULLS VS. MIAMI**

PLAYER	G-GS	MIN	FG-FGA	PCT	3FG-FGA	PCT	FT-FTA	PCT	OFF	DEF	TOT	AST	PF-DO	STL	TO	BLK	PTS	AVG	HI
Rose	2-2	70	12-41	.293	0-7	.000	12-14	.857	2	7	9	14	3-0	2	5	1	36	18.0	34
Lucas	3-0	58	14-29	.483	5-12	.417	7-7	1.000	1	8	9	5	4-0	0	7	0	40	13.3	24
Deng	3-3	119	15-41	.366	6-15	.400	2-8	.250	2	11	13	7	9-0	2	3	0	38	12.7	16
Noah	4-4	124	15-24	.625	0-0	---	15-20	.750	7	24	31	7	16-1	2	7	8	45	11.3	15
Boozer	4-4	108	19-44	.432	0-0	---	3-4	.750	5	28	33	10	10-1	3	5	1	41	10.3	19
Watson	3-2	68	9-20	.450	3-8	.375	8-12	.667	1	7	8	17	6-0	4	6	0	29	9.7	16
Korver	4-0	71	11-20	.550	10-18	.556	6-6	1.000	3	12	15	3	3-0	1	3	0	38	9.5	17
Gibson	4-0	101	16-31	.516	0-0	---	4-4	1.000	8	12	20	1	12-1	2	6	4	36	9.0	11
Hamilton	3-3	88	8-28	.286	1-5	.200	7-9	.778	3	5	8	4	8-0	3	8	0	24	8.0	11
Brewer	4-2	109	11-26	.423	1-2	.500	5-9	.556	11	7	18	7	7-0	8	3	0	28	7.0	12
Butler	2-0	14	1-6	.167	0-1	.000	6-6	1.000	0	3	3	0	0-0	0	0	0	8	4.0	8
Asik	4-0	54	2-4	.500	0-0	---	0-2	.000	5	10	15	2	5-0	2	5	4	4	1.0	4
Scalabrine	1-0	0	0-0	---	0-0	---	0-0	---	0	0	0	0	0-0	0	0	0	0	0.0	0
<b>BULLS</b>	<b>4</b>	<b>985</b>	<b>133-314</b>	<b>.424</b>	<b>26-68</b>	<b>.382</b>	<b>75-101</b>	<b>.743</b>	<b>48</b>	<b>134</b>	<b>182</b>	<b>77</b>	<b>83-3</b>	<b>29</b>	<b>61</b>	<b>18</b>	<b>367</b>	<b>91.8</b>	<b>106</b>
<b>HEAT</b>	<b>4</b>	<b>985</b>	<b>138-321</b>	<b>.430</b>	<b>17-44</b>	<b>.386</b>	<b>75-100</b>	<b>.750</b>	<b>42</b>	<b>126</b>	<b>168</b>	<b>67</b>	<b>78-0</b>	<b>29</b>	<b>55</b>	<b>22</b>	<b>368</b>	<b>92.0</b>	<b>102</b>

**2011-2012 SEASON SERIES (2-2) MIAMI HEAT VS. CHICAGO**

PLAYER	G-GS	MIN	FG-FGA	PCT	3FG-FGA	PCT	FT-FTA	PCT	OFF	DEF	TOT	AST	PF-DO	STL	TO	BLK	PTS	AVG	HI
James	4-4	163	45-90	.500	7-12	.583	30-39	.769	3	30	33	20	8-0	5	13	3	127	31.8	35
Wade	4-4	143	37-79	.468	1-3	.333	15-22	.682	5	14	19	17	8-0	7	10	5	90	22.5	36
Bosh	3-3	115	19-45	.422	0-2	.000	18-20	.900	4	19	23	3	7-0	1	4	5	56	18.7	24
Chalmers	4-4	117	11-34	.324	1-9	.111	6-10	.600	2	9	11	10	16-0	6	6	0	29	7.3	16
Haslem	4-2	98	8-23	.348	0-0	---	0-0	---	6	20	26	1	4-0	3	1	0	16	4.0	6
Miller	3-0	59	4-18	.222	3-9	.333	0-0	---	2	7	9	3	3-0	1	5	0	11	3.7	5
Cole	3-0	49	4-14	.286	1-2	.500	1-1	1.000	1	2	3	4	5-0	0	4	0	10	3.3	5
Jones	2-0	17	2-2	1.000	2-2	1.000	0-0	---	0	2	2	2	4-0	0	0	1	6	3.0	6
Pittman	2-1	19	2-4	.500	0-0	---	2-2	1.000	4	4	8	1	3-0	0	2	0	6	3.0	4
Battier	4-0	93	3-8	.375	2-5	.400	2-2	1.000	5	9	14	5	5-0	3	4	1	10	2.5	3
Anthony	4-2	80	3-4	.750	0-0	---	1-4	.250	5	7	12	1	9-0	3	0	6	7	1.8	4
Curry	1-0	2	0-0	---	0-0	---	0-0	---	0	0	0	0	2-0	0	0	0	0	0.0	0
Turiaf (TOT)	1-0	30	0-0	---	0-0	---	0-0	---	5	3	8	0	4-0	0	3	1	0	0.0	0
Turiaf (MIA)	1-0	30	0-0	---	0-0	---	0-0	---	5	3	8	0	4-0	0	3	1	0	0.0	0
<b>HEAT</b>	<b>4</b>	<b>985</b>	<b>138-321</b>	<b>.430</b>	<b>17-44</b>	<b>.386</b>	<b>75-100</b>	<b>.750</b>	<b>42</b>	<b>126</b>	<b>168</b>	<b>67</b>	<b>78-0</b>	<b>29</b>	<b>55</b>	<b>22</b>	<b>368</b>	<b>92.0</b>	<b>102</b>
<b>BULLS</b>	<b>4</b>	<b>985</b>	<b>133-314</b>	<b>.424</b>	<b>26-68</b>	<b>.382</b>	<b>75-101</b>	<b>.743</b>	<b>48</b>	<b>134</b>	<b>182</b>	<b>77</b>	<b>83-3</b>	<b>29</b>	<b>61</b>	<b>18</b>	<b>367</b>	<b>91.8</b>	<b>106</b>

**BULLS VS. HEAT IN OVERTIME:**

DATE	LOCATION	SCORE	W-L
01/18/00	Miami	92-85	W
01/18/03	Miami	101-102	L
02/22/05	Chicago	105-101	W
03/09/09	Miami	127-130	L
04/12/12	Chicago	96-86	W
<b>TOTALS</b>	<b>5 GAMES</b>		<b>3-2 (.600)</b>



**Office:** 1001 North Fourth Street, Milwaukee, WI 53203  
**Phone:** (414) 227-0500  
**Home court:** Bradley Center (18,717 - opened in 1988)  
**President:** Herb Kohl  
**General Manager:** John Hammond  
**Assistant General Manager:** Jeff Weltman  
**Head Coach:** Scott Skiles  
**Assistant Coaches:** Jim Boylan, Joe Wolf, Sidney Moncrief, Bill Peterson, Anthony Goldwire  
**Head Athletic Trainer:** Marc Boff  
**Director of Public Relations:** Dan Smyczek  
**Public Relations Manager:** Mark Rosenberg  
**Public Relations Coordinator:** Kristen Deahl  
**Radio:** Newsradio 620 WTMJ AM - Ted Davis, Dennis Krause (analyst for home games)  
**TV:** FOX Sports Wisconsin - Jim Paschke, Jon McGlocklin  
**Team Colors:** Forest Green, Red and Silver  
**Division:** Central

### BULLS STREAKS:

Overall: 8-W  
 Home: 4-W  
 Road: 4-W

### 2012-2013 MEETINGS:

11/24 @ Milwaukee  
 11/26 @ Chicago  
 01/09 @ Chicago  
 01/30 @ Milwaukee

### CHICAGO VS. MILWAUKEE 2011-2012 SERIES: 4 GAMES, 4-0

DATE	SITE	BULLS	BUCKS	BULLS HI-SCORER	BUCKS HI-SCORER	BULLS HI-REBOUND	BUCKS HI-REBOUND
01/27	CHI	107	100	Rose-34	Jennings-25	Noah-16	Gooden-15
02/04	MIL	113	90	Rose-26	Gooden-24	Deng/Noah-9	Leuer-8
02/22	CHI	110	91	Boozer-20	Jennings-20	Noah-10	Delfino-5
03/07	MIL	106	104	Rose-30	Ilyasova-32	Noah-10	Ilyasova-10
<b>TOTALS</b>	<b>4</b>	<b>436</b>	<b>385</b>				
<b>AVERAGE</b>		<b>109.0</b>	<b>96.3</b>				

### BULLS ALL-TIME VS. BUCKS: 117-103 (.532)

SEASON	HOME W-L	ROAD W-L	NEUTRAL W-L	SEASON	HOME W-L	ROAD W-L	NEUTRAL W-L
1968-69	2-1	3-0		1992-93	3-0	1-1	
1969-70	2-1	1-1	1-0	1993-94	2-0	2-0	
1970-71	1-2	0-2	0-1	1994-95	1-1	0-3	
1971-72	2-1	0-3		1995-96	2-0	2-0	
1972-73	2-1	0-3		1996-97	2-0	2-0	
1973-74	1-2	2-1		1997-98	2-0	2-0	
1974-75	2-2	1-3		1998-99	1-1	0-2	
1975-76	1-2	2-2		1999-00	1-1	0-2	
1976-77	2-0	1-1		2000-01	0-2	0-2	
1977-78	1-1	0-2		2001-02	2-0	0-2	
1978-79	1-1	0-2		2002-03	2-0	0-2	
1979-80	1-2	0-3		2003-04	1-1	0-2	
1980-81	2-1	1-2		2004-05	2-0	2-0	
1981-82	0-3	1-2		2005-06	1-1	1-1	
1982-83	0-3	1-2		2006-07	2-0	2-0	
1983-84	1-2	1-2		2007-08	2-0	1-1	
1984-85	3-0	0-3		2008-09	2-0	1-1	
1985-86	1-2	0-3		2009-10	1-1	0-2	
1986-87	2-1	2-1		2010-11	2-0	2-0	
1987-88	2-1	3-0		2011-12	2-0	2-0	
1988-89	3-0	3-0		<b>TOTALS</b>	<b>72-37</b>	<b>44-65</b>	<b>1-1</b>
1989-90	2-0	2-1					
1990-91	3-0	1-1					
1991-92	2-0	1-2					





**BIGGEST WIN/WORST LOSS:**

	DATE	LOCATION	SCORE	MARGIN
Biggest Win:	04/11/76	Milwaukee	111-77	34
Worst Loss:	01/02/01	Chicago	70-104	34

**LAST WIN/LOSS:**

	DATE	LOCATION	SCORE
Last Win:	03/07/12	Milwaukee	106-104
Last Loss:	04/06/10	Chicago	79-74

**2011-2012 SEASON SERIES (4-0) CHICAGO BULLS VS. MILWAUKEE**

PLAYER	G-GS	MIN	FG-FGA	PCT	3FG-FGA	PCT	FT-FTA	PCT	OFF	DEF	TOT	AST	PF-DO	STL	TO	BLK	PTS	AVG	HI
Rose	4-4	142	39-83	.470	4-16	.250	24-29	.828	5	15	20	34	3-0	1	10	5	106	26.5	34
Deng	3-3	121	20-39	.513	8-15	.533	1-2	.500	2	14	16	6	5-0	3	10	2	49	16.3	21
Boozer	4-4	119	28-46	.609	0-0	---	7-10	.700	7	25	32	7	12-0	4	12	3	63	15.8	20
Noah	4-4	133	25-39	.641	0-0	---	12-16	.750	22	26	48	17	9-0	6	6	6	62	15.5	20
Watson	2-0	40	10-20	.500	6-11	.545	0-0	---	1	2	3	8	5-0	0	1	0	26	13.0	13
Korver	4-1	107	17-34	.500	8-19	.421	1-2	.500	0	10	10	8	10-0	1	3	1	43	10.8	18
Brewer	4-4	120	14-35	.400	3-10	.300	4-7	.571	3	12	15	15	3-0	2	4	3	35	8.8	15
Gibson	4-0	72	11-19	.579	0-0	---	3-6	.500	11	15	26	0	7-0	1	3	6	25	6.3	10
Asik	4-0	47	8-8	1.000	0-0	---	2-4	.500	6	6	12	2	6-0	1	4	1	18	4.5	8
Lucas	3-0	26	2-11	.182	1-2	.500	0-0	---	3	5	8	7	0-0	0	1	0	5	1.7	3
Butler	3-0	23	1-4	.250	0-0	---	2-2	1.000	1	3	4	1	3-0	2	0	0	4	1.3	2
James	1-0	8	0-3	.000	0-2	.000	0-0	---	0	0	0	1	2-0	0	2	0	0	0.0	0
Scalabrine	2-0	4	0-1	.000	0-1	.000	0-0	---	0	1	1	1	0-0	0	2	0	0	0.0	0
<b>BULLS</b>	<b>4</b>	<b>960</b>	<b>175-342</b>	<b>.512</b>	<b>30-76</b>	<b>.395</b>	<b>56-78</b>	<b>.718</b>	<b>61</b>	<b>134</b>	<b>195</b>	<b>107</b>	<b>65-0</b>	<b>21</b>	<b>61</b>	<b>27</b>	<b>436</b>	<b>109.0</b>	<b>113</b>
<b>BUCKS</b>	<b>4</b>	<b>960</b>	<b>155-361</b>	<b>.429</b>	<b>15-64</b>	<b>.234</b>	<b>60-73</b>	<b>.822</b>	<b>55</b>	<b>91</b>	<b>146</b>	<b>86</b>	<b>62-0</b>	<b>33</b>	<b>42</b>	<b>17</b>	<b>385</b>	<b>96.3</b>	<b>104</b>

**2011-2012 SEASON SERIES (0-4) MILWAUKEE BUCKS VS. CHICAGO**

PLAYER	G-GS	MIN	FG-FGA	PCT	3FG-FGA	PCT	FT-FTA	PCT	OFF	DEF	TOT	AST	PF-DO	STL	TO	BLK	PTS	AVG	HI
Ellis (TOT)	1-1	37	10-17	.588	1-4	.250	5-6	.833	0	2	2	7	3-0	0	3	1	26	26.0	26
Gooden	3-3	103	24-48	.500	3-7	.429	23-24	.958	11	13	24	7	4-0	3	6	3	74	24.7	27
Jennings	4-4	130	26-70	.371	5-21	.238	7-9	.778	3	11	14	19	13-0	6	7	1	64	16.0	25
Ilyasova	4-2	97	24-43	.558	3-8	.375	6-9	.667	13	10	23	2	9-0	2	1	1	57	14.3	32
Jackson	1-0	35	4-14	.286	1-6	.167	1-1	1.000	0	4	4	5	3-0	0	2	0	10	10.0	10
Leuer	4-1	60	18-29	.621	1-1	1.000	0-0	---	7	10	17	1	6-0	2	2	2	37	9.3	19
Udrih	4-0	95	11-23	.478	0-2	.000	6-8	.750	3	0	3	20	3-0	5	3	0	28	7.0	11
Livingston	4-3	84	11-22	.500	0-0	---	5-6	.833	5	10	15	8	1-0	3	5	2	27	6.8	12
Harris	3-1	50	8-17	.471	1-2	.500	2-2	1.000	1	3	4	2	1-0	3	1	0	19	6.3	19
Mbah a Moute	3-2	54	7-16	.438	0-0	---	4-6	.667	3	5	8	0	5-0	0	2	4	18	6.0	9
Delfino	4-4	94	10-36	.278	1-7	.143	0-0	---	1	10	11	11	4-0	5	5	0	21	5.3	8
Brown (TOT)	1-0	23	1-3	.333	0-0	---	3-6	.500	1	5	6	0	1-0	4	0	0	5	5.0	5
Dunleavy	4-0	91	7-28	.250	0-10	.000	6-8	.750	2	11	13	7	3-0	4	5	0	20	5.0	8
Udoh (TOT)	1-0	13	2-4	.500	0-0	---	0-0	---	0	1	1	0	1-0	0	0	1	4	4.0	4
Sanders	3-0	47	4-12	.333	0-0	---	0-0	---	3	0	3	3	7-0	1	2	4	8	2.7	4
Brockman	2-0	20	1-3	.333	0-0	---	0-0	---	3	4	7	1	3-0	0	0	2	1.0	2	
<b>BUCKS</b>	<b>4</b>	<b>960</b>	<b>155-361</b>	<b>.429</b>	<b>15-64</b>	<b>.234</b>	<b>60-73</b>	<b>.822</b>	<b>55</b>	<b>91</b>	<b>146</b>	<b>86</b>	<b>62-0</b>	<b>33</b>	<b>42</b>	<b>17</b>	<b>385</b>	<b>96.3</b>	<b>104</b>
<b>BULLS</b>	<b>4</b>	<b>960</b>	<b>175-342</b>	<b>.512</b>	<b>30-76</b>	<b>.395</b>	<b>56-78</b>	<b>.718</b>	<b>61</b>	<b>134</b>	<b>195</b>	<b>107</b>	<b>65-0</b>	<b>21</b>	<b>61</b>	<b>27</b>	<b>436</b>	<b>109.0</b>	<b>113</b>

**BULLS VS. BUCKS IN OVERTIME:**

DATE	LOCATION	SCORE	W-L
01/17/70	Milwaukee	132-130	W
03/09/71	Chicago	110-103	W
03/16/73	Chicago	91-99	L
11/30/74	Milwaukee	99-101	L
02/24/78	Milwaukee	109-112	L
11/03/79	Chicago	134-136	L
01/15/83 (2 OT)	Chicago	126-128	L
03/17/85	Chicago	119-117	W
03/15/86	Chicago	116-125	L
03/03/01 (2 OT)	Milwaukee	122-126	L
01/10/03	Milwaukee	85-93	L
04/05/03	Chicago	117-115	W
03/04/07	Milwaukee	126-121	W
<b>TOTALS</b>	<b>13 GAMES</b>		<b>5-8 (.385)</b>



**Office:** 600 First Avenue North, Minneapolis, MN 55403  
**Phone:** (612) 673-1600 **Fax:** (612) 673-8385  
**Home court:** Target Center (19,356 - opened in 1990)  
**Owner:** Glen Taylor  
**Chief Executive Officer:** Rob Moor  
**President:** Chris Wright  
**President of Basketball Operations:** David Kahn  
**Head Coach:** Rick Adelman  
**Assistant Coaches:** Terry Porter, Jack Sikma, T.R. Dunn, Bill Bayno  
**Head Athletic Trainer:** Gregg Farnam  
**Director of Public Relations:** Mike Cristaldi  
**Sr. Public Relations Coordinator:** Aaron Seehusen  
**Communications Manager:** Dan Bell  
**Radio:** WCCO 830 AM - Alan Horton  
**TV:** Fox Sports North (cable) - TBD, Jim Petersen  
**Team Colors:** Blue, Black White and Silver  
**Division:** Northwest

### BULLS STREAKS:

Overall: 5-W  
 Home: 2-W  
 Road: 4-W

### 2012-2013 MEETINGS:

11/10 @ Chicago  
 03/24 @ Minnesota

### CHICAGO VS. MINNESOTA 2011-2012 SERIES: 1 GAME, 1-0

DATE	SITE	BULLS	T-WOLVES	BULLS HI-SCORER	T-WOLVES HI-SCORER	BULLS HI-REBOUND	T-WOLVES HI-REBOUND
01/10	MIN	111	100	Rose-31	Ridnour-22	Deng/Noah-11	Love-13
<b>TOTALS</b>	<b>1</b>	<b>111</b>	<b>100</b>				
<b>AVERAGE</b>		<b>111.0</b>	<b>100.0</b>				

### BULLS ALL-TIME VS. TIMBERWOLVES: 26-17 (.605)

SEASON	HOME W-L	ROAD W-L	NEUTRAL W-L
1989-90	1-0	1-0	
1990-91	1-0	1-0	
1991-92	1-0	1-0	
1992-93	1-0	1-0	
1993-94	1-0	1-0	
1994-95	1-0	1-0	
1995-96	1-0	1-0	
1996-97	1-0	1-0	
1997-98	1-0	0-1	
1998-99	0-0	0-0	
1999-00	0-1	0-1	
2000-01	0-1	0-1	
2001-02	0-1	0-1	
2002-03	0-1	0-1	
2003-04	0-1	0-1	
2004-05	1-0	1-0	
2005-06	1-0	0-1	
2006-07	0-1	0-1	
2007-08	1-0	0-1	
2008-09	0-1	0-1	
2009-10	1-0	1-0	
2010-11	1-0	1-0	
2011-12	0-0	1-0	
<b>TOTALS</b>	<b>14-7</b>	<b>12-10</b>	<b>0-0</b>



### BIGGEST WIN/WORST LOSS:

	DATE	LOCATION	SCORE	MARGIN
Biggest Win:	03/12/91	Chicago	131-99	32
Worst Loss:	11/08/01	Minnesota	127-74	53

### LAST WIN/LOSS:

	DATE	LOCATION	SCORE
Last Win:	01/10/12	Minnesota	111-100
Last Loss:	01/25/09	Minnesota	108-109 (OT)

### 2011-2012 SEASON SERIES (1-0) CHICAGO BULLS VS. MINNESOTA

PLAYER	G-GS	MIN	F6-FGA	PCT	3FG-FGA	PCT	FT-FTA	PCT	OFF	DEF	TOT	AST	PF-DO	STL	TO	BLK	PTS	AVG	HI
Rose	1-1	42	12-22	.545	4-8	.500	3-4	.750	0	3	3	11	1-0	1	3	2	31	31.0	31
Deng	1-1	43	9-17	.529	2-4	.500	1-4	.250	0	11	11	3	1-0	0	0	1	21	21.0	21
Brewer	1-1	35	5-10	.500	1-3	.333	6-7	.857	1	3	4	3	0-0	1	2	0	17	17.0	17
Korver	1-0	24	5-6	.833	3-3	1.000	0-0	---	0	1	1	2	4-0	1	3	1	13	13.0	13
Noah	1-1	29	3-5	.600	0-0	---	2-2	1.000	4	7	11	1	3-0	0	4	1	8	8.0	8
Boozer	1-1	23	3-10	.300	0-0	---	1-2	.500	1	5	6	1	2-0	0	2	0	7	7.0	7
Asik	1-0	18	3-4	.750	0-0	---	0-0	---	2	4	6	1	5-0	0	2	1	6	6.0	6
Gibson	1-0	18	2-3	.667	0-0	---	0-0	---	1	2	3	0	5-0	0	0	3	4	4.0	4
Lucas	1-0	8	1-4	.250	1-2	.500	1-2	.500	1	1	2	2	2-0	1	2	0	4	4.0	4
<b>BULLS</b>	<b>1</b>	<b>240</b>	<b>43-81</b>	<b>.531</b>	<b>11-20</b>	<b>.550</b>	<b>14-21</b>	<b>.667</b>	<b>10</b>	<b>37</b>	<b>47</b>	<b>24</b>	<b>23-0</b>	<b>4</b>	<b>18</b>	<b>9</b>	<b>111</b>	<b>111.0</b>	<b>111</b>
<b>TIMBERWOLVES</b>	<b>1</b>	<b>240</b>	<b>33-78</b>	<b>.423</b>	<b>8-22</b>	<b>.364</b>	<b>26-32</b>	<b>.813</b>	<b>7</b>	<b>23</b>	<b>30</b>	<b>18</b>	<b>17-0</b>	<b>10</b>	<b>11</b>	<b>4</b>	<b>100</b>	<b>100.0</b>	<b>100</b>

### 2011-2012 SEASON SERIES (0-1) MINNESOTA TIMBERWOLVES VS. CHICAGO

PLAYER	G-GS	MIN	F6-FGA	PCT	3FG-FGA	PCT	FT-FTA	PCT	OFF	DEF	TOT	AST	PF-DO	STL	TO	BLK	PTS	AVG	HI
Ridnour	1-1	34	8-11	.727	3-3	1.000	3-3	1.000	0	2	2	2	4-0	3	1	1	22	22.0	22
Love	1-1	40	5-18	.278	3-8	.375	7-7	1.000	4	9	13	2	3-0	0	1	0	20	20.0	20
Randolph	1-0	29	6-10	.600	0-0	---	6-7	.857	1	1	2	1	2-0	1	1	1	18	18.0	18
Rubio	1-0	36	6-11	.545	0-1	.000	1-2	.500	0	4	4	12	3-0	4	5	0	13	13.0	13
Barea	1-0	18	3-8	.375	0-2	.000	4-4	1.000	0	1	1	0	2-0	0	1	0	10	10.0	10
Johnson	1-1	9	3-5	.600	0-0	---	0-0	---	1	1	2	0	0-0	0	1	0	6	6.0	6
Tolliver	1-0	36	1-4	.250	1-4	.250	3-4	.750	0	3	3	0	1-0	1	0	1	6	6.0	6
Williams	1-0	22	1-7	.143	1-3	.333	2-5	.400	1	1	2	0	1-0	1	1	1	5	5.0	5
Ellington	1-1	8	0-2	.000	0-1	.000	0-0	---	0	0	0	0	0-0	0	0	0	0	0.0	0
Milicic	1-1	8	0-2	.000	0-0	---	0-0	---	0	1	1	1	1-0	0	0	0	0	0.0	0
<b>TIMBERWOLVES</b>	<b>1</b>	<b>240</b>	<b>33-78</b>	<b>.423</b>	<b>8-22</b>	<b>.364</b>	<b>26-32</b>	<b>.813</b>	<b>7</b>	<b>23</b>	<b>30</b>	<b>18</b>	<b>17-0</b>	<b>10</b>	<b>11</b>	<b>4</b>	<b>100</b>	<b>100.0</b>	<b>100</b>
<b>BULLS</b>	<b>1</b>	<b>240</b>	<b>43-81</b>	<b>.531</b>	<b>11-20</b>	<b>.550</b>	<b>14-21</b>	<b>.667</b>	<b>10</b>	<b>37</b>	<b>47</b>	<b>24</b>	<b>23-0</b>	<b>4</b>	<b>18</b>	<b>9</b>	<b>111</b>	<b>111.0</b>	<b>111</b>

### BULLS VS. TIMBERWOLVES IN OVERTIME:

DATE	LOCATION	SCORE	W-L
11/13/03	Chicago	89-92	L
01/25/09	Minnesota	108-109	L
<b>TOTALS</b>	<b>2 GAMES</b>		<b>0-2 (.000)</b>



**Office:** 5800 Airline Drive, Metairie, LA 70003  
**Phone:** (504) 593-4700  
**Home Court:** New Orleans Arena (17,188 - opened in 1999)  
**Owner/Chairman of the Board:** Tom Benson  
**Owner/Vice Chairman of the Board:** Rita Benson Leblanc  
**President:** Dennis Lauscha  
**Executive Vice President:** Mickey Loomis  
**General Manager:** Dell Demps  
**Head Coach:** Monty Williams  
**Assistant Coaches:** Randy Ayers, Dave Hanners, Bryan Gates, Fred Vinson  
**Trainer:** Jon Ishop  
**Senior Vice President of Communications/Broadcasting:** Greg Bensel  
**Vice President of Communications:** Harold Kaufman  
**Director of Basketball Communications:** Dennis Rogers  
**Radio:** WWL 105.3 FM - Sean Kelley, John DeShazier  
**TV:** Fox Sports New Orleans - Joel Meyers, David Wesley, Jennifer Hale  
**Team Colors:** Creole Blue, Purple and Mardi Gras Gold  
**Division:** Southwest

## BULLS STREAKS:

Overall: 8-W  
 Home: 4-W  
 Road: 4-W

## 2012-2013 MEETINGS:

11/03 @ Chicago  
 02/19 @ New Orleans

## CHICAGO VS. NEW ORLEANS 2011-2012 SERIES: 2 GAMES, 2-0

DATE	SITE	BULLS	HORNETS	BULLS HI-SCORER	HORNETS HI-SCORER	BULLS HI-REBOUND	HORNETS HI-REBOUND
02/08	NO	90	67	Boozer-18	Kaman-17	Noah-10	Kaman/Okafor-9
02/28	CHI	99	95	Rose-32	Kaman-17	Noah-16	Kaman-11
<b>TOTALS</b>	<b>2</b>	<b>189</b>	<b>162</b>				
<b>AVERAGE</b>		<b>94.5</b>	<b>81.0</b>				

## BULLS ALL-TIME VS. HORNETS: 51-34 (.600)

SEASON	HOME W-L	ROAD W-L	NEUTRAL W-L	SEASON	HOME W-L	ROAD W-L	NEUTRAL W-L
(Charlotte)				(New Orleans)			
1988-89	2-0	2-1		2002-03	1-1	0-2	
1989-90	1-0	1-0		2003-04	1-1	1-1	
1990-91	2-0	3-0		2004-05	0-1	1-0	
1991-92	2-0	2-0		(New Orleans/Oklahoma City)			
1992-93	2-1	1-1		2005-06	1-0	0-1	
1993-94	2-0	2-1		(New Orleans)			
1994-95	2-0	0-2		2006-07	1-0	1-0	
1995-96	1-1	2-0		2007-08	0-1	0-1	
1996-97	2-0	2-0		2008-09	1-0	1-0	
1997-98	2-0	1-1		2009-10	1-0	1-0	
1998-99	1-0	0-2		2010-11	1-0	1-0	
1999-00	0-2	0-2		2011-12	1-0	1-0	
2000-01	1-1	0-2		<b>TOTALS</b>	<b>28-13</b>	<b>23-21</b>	<b>0-0</b>
2001-02	0-2	0-2					



## BIGGEST WIN/WORST LOSS:

	DATE	LOCATION	SCORE	MARGIN
Biggest Win (NO):	03/24/06	Chicago	96-82	14
Worst Loss (NO):	12/03/02	Chicago	90-115	25
Biggest Win (CHA):	04/05/96	Charlotte	126-92	34
Worst Loss (CHA):	03/24/99	Charlotte	81-110	29

## LAST WIN/LOSS:

	DATE	LOCATION	SCORE
Last Win:	02/28/12	Chicago	99-95
Last Loss:	03/17/08	New Orleans	97-108

## 2011-2012 SEASON SERIES (2-0) CHICAGO BULLS VS. NEW ORLEANS

PLAYER	G-GS	MIN	FG-FGA	PCT	3FG-FGA	PCT	FT-FTA	PCT	OFF	DEF	TOT	AST	PF-DO	STL	TO	BLK	PTS	AVG	HI
Rose	2-2	63	14-29	.483	1-6	.167	9-11	.818	1	6	7	15	3-0	4	3	2	38	19.0	32
Boozer	2-2	58	15-29	.517	0-0	---	2-2	1.000	3	10	13	3	7-0	0	3	0	32	16.0	18
Noah	2-2	68	13-19	.684	0-0	---	2-5	.400	11	15	26	6	2-0	3	2	2	28	14.0	15
Deng	2-2	76	10-26	.385	2-8	.250	1-2	.500	3	15	18	7	1-0	2	3	0	23	11.5	14
Gibson	2-0	38	9-16	.563	0-0	---	1-2	.500	2	11	13	0	3-0	2	2	5	19	9.5	14
Korver	2-0	48	6-15	.400	3-11	.273	2-2	1.000	1	2	3	4	4-0	2	0	1	17	8.5	12
Asik	2-0	26	4-5	.800	0-0	---	3-3	1.000	4	7	11	1	3-0	2	2	1	11	5.5	8
Brewer	2-1	41	5-15	.333	0-2	.000	1-4	.250	0	4	4	4	1-0	5	1	0	11	5.5	6
Hamilton	1-1	17	2-5	.400	0-1	.000	1-1	1.000	1	1	2	5	0-0	0	3	0	5	5.0	5
Lucas	1-0	3	1-3	.333	1-2	.500	0-0	---	0	0	0	1	0-0	0	0	0	3	3.0	3
Watson	2-0	30	1-12	.083	0-4	.000	0-0	---	0	1	1	6	4-0	2	6	0	2	1.0	2
Butler	1-0	8	0-0	---	0-0	---	0-0	---	0	0	0	1	1-0	0	0	0	0	0.0	0
Scalabrine	1-0	3	0-1	.000	0-0	---	0-0	---	1	0	1	1	0-0	0	0	0	0	0.0	0
<b>BULLS</b>	<b>2</b>	<b>480</b>	<b>80-175</b>	<b>.457</b>	<b>7-34</b>	<b>.206</b>	<b>22-32</b>	<b>.688</b>	<b>27</b>	<b>72</b>	<b>99</b>	<b>54</b>	<b>29-0</b>	<b>22</b>	<b>25</b>	<b>11</b>	<b>189</b>	<b>94.5</b>	<b>99</b>
<b>HORNETS</b>	<b>2</b>	<b>480</b>	<b>64-164</b>	<b>.390</b>	<b>5-12</b>	<b>.417</b>	<b>29-39</b>	<b>.744</b>	<b>23</b>	<b>63</b>	<b>86</b>	<b>41</b>	<b>30-0</b>	<b>11</b>	<b>34</b>	<b>11</b>	<b>162</b>	<b>81.0</b>	<b>95</b>

## 2011-2012 SEASON SERIES (0-2) NEW ORLEANS HORNETS VS. CHICAGO

PLAYER	G-GS	MIN	FG-FGA	PCT	3FG-FGA	PCT	FT-FTA	PCT	OFF	DEF	TOT	AST	PF-DO	STL	TO	BLK	PTS	AVG	HI
Kaman	2-1	70	13-35	.371	0-0	---	8-9	.889	4	16	20	7	3-0	0	8	4	34	17.0	17
Ariza	2-2	73	10-22	.455	2-3	.667	0-0	---	0	14	14	8	4-0	3	4	1	22	11.0	16
Jones (TOT)	1-0	20	4-10	.400	0-0	---	2-2	1.000	3	1	4	1	1-0	1	0	1	10	10.0	10
Jones (NO)	1-0	20	4-10	.400	0-0	---	2-2	1.000	3	1	4	1	1-0	1	0	1	10	10.0	10
Okafor	1-1	34	5-7	.714	0-0	---	0-0	---	2	7	9	0	2-0	0	2	0	10	10.0	10
Belinelli	2-2	55	7-16	.438	1-4	.250	4-8	.500	0	5	5	3	2-0	0	5	0	19	9.5	13
Vasquez	2-1	42	6-17	.353	0-2	.000	5-6	.833	2	3	5	7	4-0	0	2	0	17	8.5	12
Henry (TOT)	2-0	37	5-14	.357	0-1	.000	6-8	.750	1	5	6	3	2-0	1	3	0	16	8.0	12
Henry (NO)	2-0	37	5-14	.357	0-1	.000	6-8	.750	1	5	6	3	2-0	1	3	0	16	8.0	12
Jack	2-1	56	6-20	.300	2-2	1.000	0-1	.000	2	4	6	7	5-0	2	4	0	14	7.0	10
Ayon	2-2	46	5-11	.455	0-0	---	1-2	.500	3	4	7	2	2-0	4	1	4	11	5.5	6
Thomas	2-0	22	3-7	.429	0-0	---	1-1	1.000	3	2	5	0	4-0	0	0	0	7	3.5	5
Aminu	2-0	26	0-5	.000	0-0	---	2-2	1.000	3	2	5	3	1-0	0	3	1	2	1.0	2
<b>HORNETS</b>	<b>2</b>	<b>480</b>	<b>64-164</b>	<b>.390</b>	<b>5-12</b>	<b>.417</b>	<b>29-39</b>	<b>.744</b>	<b>23</b>	<b>63</b>	<b>86</b>	<b>41</b>	<b>30-0</b>	<b>11</b>	<b>34</b>	<b>11</b>	<b>162</b>	<b>81.0</b>	<b>95</b>
<b>BULLS</b>	<b>2</b>	<b>480</b>	<b>80-175</b>	<b>.457</b>	<b>7-34</b>	<b>.206</b>	<b>22-32</b>	<b>.688</b>	<b>27</b>	<b>72</b>	<b>99</b>	<b>54</b>	<b>29-0</b>	<b>22</b>	<b>25</b>	<b>11</b>	<b>189</b>	<b>94.5</b>	<b>99</b>

## BULLS VS. HORNETS IN OVERTIME:

DATE	LOCATION	SCORE	W-L
11/05/93	Charlotte	124-123	W
01/09/01 (3 OT)	Charlotte	95-102	L
03/23/01	Chicago	93-90	W
03/03/04	New Orleans	97-100	L
01/29/10	New Orleans	108-106	W
<b>TOTALS</b>	<b>5 GAMES</b>		<b>3-2 (.600)</b>

FRONT OFFICE | BALL OPS | PLAYERS | THE NBA | OPPONENTS | 2011-12 SEASON | RECORDS | PLAYOFFS | HISTORY | COMMUNITY | MEDIA | CONTENTS



**Office:** Madison Square Garden, 2 Pennsylvania Plaza  
New York, NY 10121-0091

**Phone:** (212) 465-6471 **Fax:** (212) 465-6498

**Home court:** Madison Square Garden  
(19,763 - opened in 1968)

**Executive Chairman, The Madison Square Garden Company:**  
James L. Dolan

**Executive Vice President, Basketball Operations & General Manager:** Glen Grunwald

**Head Coach:** Mike Woodson

**Assistant Coaches:** Jim Todd, Darrell Walker, Herb Williams

**Head Athletic Trainer:** Roger Hinds

**Vice President, Public Relations:** Jonathan Supranowitz

**Manager, Media Relations:** Gregg Schwartz

**Radio:** ESPN Radio (98.7 FM): Spero Dedes, John Andariese

**TV:** MSG Network (Cable): Mike Breen, Walt Frazier

**Team Colors:** Orange, Blue, White

**Division:** Atlantic

## BULLS STREAKS:

Overall: 1-W  
Home: 2-W  
Road: 1-L

## 2012-2013 MEETINGS:

12/08 @ Chicago  
12/21 @ New York  
01/11 @ New York  
04/11 @ Chicago

## CHICAGO VS. NEW YORK 2011-2012 SERIES: 4 GAMES, 3-1

DATE	SITE	BULLS	KNICKS	BULLS HI-SCORER	KNICKS HI-SCORER	BULLS HI-REBOUND	KNICKS HI-REBOUND
02/02	NY	105	102	Rose-32	Stoudemire-34	Boozer/Noah-9	Stoudemire-11
03/12	CHI	104	99	Rose-32	Anthony-21	Gibson-13	Chandler-10
04/08	NY	99	100 (OT)	Rose-29	Anthony-43	Boozer-16	Chandler-16
04/10	CHI	98	86	Hamilton-20	Anthony-29	Deng-10	Chandler-15
<b>TOTALS</b>	<b>4</b>	<b>406</b>	<b>387</b>				
<b>AVERAGE</b>		<b>101.5</b>	<b>96.8</b>				

## BULLS ALL-TIME VS. KNICKS: 107-97 (.525)

SEASON	HOME		ROAD		NEUTRAL	
	W-L	W-L	W-L	W-L	W-L	W-L
1966-67	2-2	0-2	1-2	1-2		
1967-68	1-1	0-2	1-2	1-2		
1968-69	1-2	1-1	1-1	0-1		
1969-70	0-3	0-3				
1970-71	1-1	2-1				
1971-72	2-1	1-1				
1972-73	2-0	1-1				
1973-74	1-1	1-1				
1974-75	1-1	2-0				
1975-76	0-2	0-2				
1976-77	2-0	0-2				
1977-78	1-1	0-2				
1978-79	1-1	2-0				
1979-80	0-1	0-1				
1980-81	2-1	1-2				
1981-82	1-1	2-1				
1982-83	1-2	0-2				
1983-84	1-2	1-2				
1984-85	3-0	1-2				
1985-86	2-1	2-1				
1986-87	2-1	2-1				
1987-88	2-0	1-2				
1988-89	3-0	0-2				
1989-90	2-0	1-1				
1990-91	2-0	2-0				
1991-92	2-0	2-0				
1992-93	1-1	0-2				
1993-94	1-1	0-2				
1994-95	2-0	1-1				
1995-96	2-0	1-1				
1996-97	1-1	1-1				
1997-98	2-0	2-0				
1998-99	1-1	0-1				
1999-00	0-1	0-2				
2000-01	1-1	0-2				
2001-02	2-0	1-1				
2002-03	2-0	0-1				
2003-04	1-1	1-1				
2004-05	2-0	2-0				
2005-06	1-0	1-1				
2006-07	2-0	1-1				
2008-09	2-0	0-1				
2009-10	2-0	1-1				
2010-11	0-1	1-1				
2011-12	2-0	1-1				
<b>TOTALS</b>	<b>65-35</b>	<b>40-57</b>			<b>2-5</b>	



**BIGGEST WIN/WORST LOSS:**

	DATE	LOCATION	SCORE	MARGIN
Biggest Win:	02/16/10	Chicago	118-85	33
Worst Loss:	11/28/92	New York	75-112	37

**LAST WIN/LOSS:**

	DATE	LOCATION	SCORE
Last Win:	04/10/12	Chicago	98-86
Last Loss:	04/08/12	New York	99-100 (OT)

**2011-2012 SEASON SERIES (3-1) CHICAGO BULLS VS. NEW YORK**

PLAYER	G-GS	MIN	FG-FGA	PCT	3FG-FGA	PCT	FT-FTA	PCT	OFF	DEF	TOT	AST	PF-DO	STL	TO	BLK	PTS	AVG	HI
Rose	3-3	121	32-81	.395	8-19	.421	21-30	.700	2	14	16	24	2-0	2	14	1	93	31.0	32
Deng	2-2	90	11-31	.355	3-11	.273	7-9	.778	9	10	19	6	2-0	1	2	1	32	16.0	19
Boozer	4-4	117	24-46	.522	0-0	---	6-9	.667	10	30	40	6	10-0	6	7	0	54	13.5	16
Hamilton	2-2	39	10-22	.455	1-3	.333	6-8	.750	4	4	8	7	6-0	0	4	1	27	13.5	20
Korver	4-2	124	13-28	.464	10-19	.526	9-10	.900	5	18	23	12	8-0	2	5	4	45	11.3	16
Noah	4-4	120	17-30	.567	0-0	---	5-9	.556	15	18	33	7	13-0	2	6	10	39	9.8	12
Watson	3-1	66	11-25	.440	3-7	.429	3-3	1.000	0	6	6	8	5-0	3	4	1	28	9.3	12
Gibson	4-0	96	14-29	.483	0-0	---	5-9	.556	12	12	24	2	12-0	0	5	9	33	8.3	15
Brewer	4-2	85	11-19	.579	1-1	1.000	2-4	.500	2	14	16	9	3-0	4	5	3	25	6.3	11
Lucas	2-0	21	3-13	.231	1-5	.200	2-2	1.000	0	0	0	4	1-0	1	3	0	9	4.5	7
Butler	4-0	62	6-16	.375	0-3	.000	5-7	.714	3	1	4	3	5-0	4	0	1	17	4.3	8
Asik	4-0	41	1-5	.200	0-0	---	2-4	.500	5	9	14	0	7-0	1	1	3	4	1.0	3
James	1-0	0	0-0	---	0-0	---	0-0	---	0	0	0	0	0-0	1	0	0	0	0.0	0
Scalabrine	1-0	2	0-1	.000	0-0	---	0-0	---	0	0	0	0	1-0	0	1	0	0	0.0	0
<b>BULLS</b>	<b>4</b>	<b>985</b>	<b>153-346</b>	<b>.442</b>	<b>27-68</b>	<b>.397</b>	<b>73-104</b>	<b>.702</b>	<b>67</b>	<b>136</b>	<b>203</b>	<b>88</b>	<b>75-0</b>	<b>27</b>	<b>59</b>	<b>34</b>	<b>406</b>	<b>101.5</b>	<b>105</b>
<b>KNICKS</b>	<b>4</b>	<b>985</b>	<b>151-345</b>	<b>.438</b>	<b>22-82</b>	<b>.268</b>	<b>63-86</b>	<b>.733</b>	<b>43</b>	<b>112</b>	<b>155</b>	<b>74</b>	<b>89-0</b>	<b>33</b>	<b>54</b>	<b>26</b>	<b>387</b>	<b>96.8</b>	<b>102</b>

**2011-2012 SEASON SERIES (1-3) NEW YORK KNICKS VS. CHICAGO**

PLAYER	G-GS	MIN	FG-FGA	PCT	3FG-FGA	PCT	FT-FTA	PCT	OFF	DEF	TOT	AST	PF-DO	STL	TO	BLK	PTS	AVG	HI
Anthony	4-4	164	45-97	.464	6-15	.400	23-28	.821	5	18	23	14	15-0	8	10	2	119	29.8	43
Stoudemire	2-2	75	23-39	.590	0-2	.000	8-11	.727	4	10	14	3	4-0	1	2	3	54	27.0	34
Lin	1-1	33	4-11	.364	1-1	1.000	6-6	1.000	1	0	1	8	5-0	3	3	3	15	15.0	15
Fields	4-4	127	21-45	.467	3-9	.333	3-6	.500	1	11	12	9	3-0	4	4	2	48	12.0	17
Shumpert	4-3	135	17-35	.486	4-12	.333	5-5	1.000	3	16	19	17	15-0	5	8	1	43	10.8	15
Chandler	4-4	157	14-20	.700	0-0	---	12-19	.632	18	31	49	3	14-0	2	5	10	40	10.0	13
Smith	3-0	80	12-36	.333	4-15	.267	0-0	---	1	6	7	3	9-0	3	4	1	28	9.3	14
Davis	3-2	66	7-19	.368	2-10	.200	1-4	.250	0	4	4	14	7-0	4	7	1	17	5.7	8
Douglas	3-0	31	3-14	.214	1-6	.167	1-1	1.000	2	3	5	1	5-0	0	4	0	8	2.7	6
Novak	3-0	53	2-13	.154	1-11	.091	2-2	1.000	2	6	8	0	4-0	1	1	0	7	2.3	5
Jeffries	3-0	40	2-11	.182	0-0	---	2-4	.500	5	6	11	1	4-0	1	2	2	6	2.0	6
Walker	2-0	10	1-3	.333	0-1	.000	0-0	---	1	0	1	0	2-0	1	1	0	2	1.0	2
Balkman	1-0	4	0-1	.000	0-0	---	0-0	---	0	0	0	1	0-0	0	1	0	0	0.0	0
Harrellson	2-0	10	0-1	.000	0-0	---	0-0	---	0	1	1	0	2-0	0	0	1	0	0.0	0
<b>KNICKS</b>	<b>4</b>	<b>985</b>	<b>151-345</b>	<b>.438</b>	<b>22-82</b>	<b>.268</b>	<b>63-86</b>	<b>.733</b>	<b>43</b>	<b>112</b>	<b>155</b>	<b>74</b>	<b>89-0</b>	<b>33</b>	<b>54</b>	<b>26</b>	<b>387</b>	<b>96.8</b>	<b>102</b>
<b>BULLS</b>	<b>4</b>	<b>985</b>	<b>153-346</b>	<b>.442</b>	<b>27-68</b>	<b>.397</b>	<b>73-104</b>	<b>.702</b>	<b>67</b>	<b>136</b>	<b>203</b>	<b>88</b>	<b>75-0</b>	<b>27</b>	<b>59</b>	<b>34</b>	<b>406</b>	<b>101.5</b>	<b>105</b>

**BULLS VS. KNICKS IN OVERTIME:**

DATE	LOCATION	SCORE	W-L
11/21/67 (2 OT)	New York	123-125	L
02/17/72	Chicago	99-102	L
03/24/79 (2 OT)	New York	148-143	W
01/23/82	New York	140-139	W
01/30/88	Chicago	97-95	W
03/30/90	Chicago	107-106	W
12/25/94	Chicago	107-104	W
04/11/02	New York	104-101	W
01/18/06	Chicago	106-104	W
04/08/12	New York	99-100	L
<b>TOTALS</b>	<b>10 GAMES</b>		<b>7-3 (.700)</b>





**Office:** 211 N. Robinson, Suite 300, Oklahoma City, OK 73102  
**Phone:** (405) 208-4800 **Fax:** (405) 429-7900  
**Home Court:** Chesapeake Energy Arena (18,203 - opened in 2002)  
**Chairman:** Clayton I. Bennett  
**Executive Vice President and General Manager:** Sam Presti  
**Assistant General Manager/Vice President:** Troy Weaver  
**Assistant General Manager/Legal & Administration:** Michael Winger  
**Head Coach:** Scott Brooks  
**Assistant Coaches:** Mark Bryant, Maurice Cheeks, Rex Kalamian, Brian Keefe  
**Head Athletic Trainer:** Joe Sharpe  
**Director of Basketball Communications:** Matt Tumbleson  
**Manager of Basketball Communications:** Michael Ravina  
**Manager of Basketball Communications:** John Reed  
**Radio:** WWLS 98.1FM/640 AM - Matt Pinto  
**Spanish Radio:** WKY 930 AM - Eleno Ornales  
**TV:** Fox Sports Oklahoma (Cable): Brian Davis, Grant Long  
**Team Colors:** Blue, Red, Yellow and Dark Blue  
**Division:** Northwest

### BULLS STREAKS:

Overall: 1-L  
 Home: 1-W  
 Road: 2-L

### 2012-2013 MEETINGS:

11/08 @ Chicago  
 02/24 @ Oklahoma City

### CHICAGO VS. OKLAHOMA CITY 2011-2012 SERIES: 1 GAME, 0-1

DATE	SITE	BULLS	THUNDER	BULLS HI-SCORER	THUNDER HI-SCORER	BULLS HI-REBOUND	THUNDER HI-REBOUND
04/01	OKC	78	92	Lucas-19	Westbrook-27	Gibson-11	Durant-10
<b>TOTALS</b>	<b>1</b>	<b>78</b>	<b>92</b>				
<b>AVERAGE</b>		<b>78.0</b>	<b>92.0</b>				

### BULLS ALL-TIME VS. THUNDER: 69-64 (.519)

SEASON	HOME W-L	ROAD W-L	NEUTRAL W-L	SEASON	HOME W-L	ROAD W-L	NEUTRAL W-L
(Seattle)				1991-92	1-0	1-0	
1967-68	0-3	1-2	2-0	1992-93	1-0	1-0	
1968-69	3-0	1-3		1993-94	1-0	0-1	
1969-70	2-1	2-1	0-1	1994-95	0-1	0-1	
1970-71	2-0	1-2		1995-96	1-0	0-1	
1971-72	1-2	1-1		1996-97	1-0	1-0	
1972-73	3-0	2-1		1997-98	1-0	0-1	
1973-74	2-1	2-1		1998-99	0-1	0-0	
1974-75	2-0	2-0		1999-00	0-1	1-0	
1975-76	2-0	0-3		2000-01	0-1	0-1	
1976-77	2-0	0-2		2001-02	0-1	1-0	
1977-78	1-1	1-1		2002-03	0-1	0-1	
1978-79	0-2	0-2		2003-04	0-1	0-1	
1979-80	1-2	1-2		2004-05	0-1	1-0	
1980-81	1-0	0-1		2005-06	0-1	0-1	
1981-82	1-0	0-1		2006-07	1-0	1-0	
1982-83	0-1	0-1		2007-08	1-0	1-0	
1983-84	0-1	0-1		(Oklahoma City)			
1984-85	1-0	1-0		2008-09	0-1	1-0	
1985-86	1-0	0-1		2009-10	0-1	1-0	
1986-87	1-0	1-0		2010-11	1-0	0-1	
1987-88	1-0	0-1		2011-12	0-0	0-1	
1988-89	1-0	1-0		<b>TOTALS</b>	<b>39-25</b>	<b>28-38</b>	<b>2-1</b>
1989-90	1-0	0-1					
1990-91	1-0	1-0					



## BIGGEST WIN/WORST LOSS:

	DATE	LOCATION	SCORE	MARGIN
Biggest Win (SEA):	01/11/69	Chicago	119-86	33
Worst Loss (SEA):	02/28/70	Seattle	104-140	36
Biggest Win (OKC):	01/27/10	Oklahoma City	96-86	10
Biggest Loss (OKC):	01/04/10	Chicago	85-98	13

## LAST WIN/LOSS:

	DATE	LOCATION	SCORE
Last Win:	10/27/10	Oklahoma City	95-106
Last Loss:	04/01/12	Oklahoma City	78-92

## 2011-2012 SEASON SERIES (0-1) CHICAGO BULLS VS. OKLAHOMA CITY

PLAYER	G-GS	MIN	FG-FGA	PCT	3FG-FGA	PCT	FT-FTA	PCT	OFF	DEF	TOT	AST	PF-DO	STL	TO	BLK	PTS	AVG	HI
Lucas	1-0	29	7-20	.350	5-13	.385	0-0	---	0	1	1	4	0-0	1	0	0	19	19.0	19
Korver	1-1	32	5-13	.385	3-5	.600	1-2	.500	1	2	3	4	0-0	1	1	0	14	14.0	14
Gibson	1-0	25	4-8	.500	0-0	---	2-4	.500	4	7	11	1	3-0	1	0	0	10	10.0	10
Boozer	1-1	24	4-8	.500	0-0	---	0-0	---	1	9	10	1	1-0	1	2	0	8	8.0	8
Deng	1-1	30	4-13	.308	0-3	.000	0-0	---	0	0	0	0	0-0	0	1	0	8	8.0	8
Brewer	1-0	23	3-8	.375	0-0	---	1-2	.500	1	2	3	2	2-0	2	3	0	7	7.0	7
Noah	1-1	19	1-8	.125	0-0	---	3-3	1.000	4	2	6	1	0-0	1	0	0	5	5.0	5
Watson	1-1	19	2-7	.286	0-3	.000	0-0	---	0	0	0	2	3-0	1	2	0	4	4.0	4
Butler	1-0	12	0-3	.000	0-0	---	2-2	1.000	2	3	5	0	1-0	0	1	0	2	2.0	2
Scalabrine	1-0	10	0-1	.000	0-0	---	1-2	.500	1	0	1	1	0-0	2	0	1	1	1.0	1
Asik	1-0	16	0-2	.000	0-0	---	0-0	---	4	4	8	1	4-0	0	2	1	0	0.0	0
<b>BULLS</b>	<b>1</b>	<b>240</b>	<b>30-91</b>	<b>.330</b>	<b>8-24</b>	<b>.333</b>	<b>10-15</b>	<b>.667</b>	<b>18</b>	<b>30</b>	<b>48</b>	<b>17</b>	<b>14-0</b>	<b>10</b>	<b>12</b>	<b>2</b>	<b>78</b>	<b>78.0</b>	<b>78</b>
<b>THUNDER</b>	<b>1</b>	<b>240</b>	<b>36-74</b>	<b>.486</b>	<b>4-9</b>	<b>.444</b>	<b>16-17</b>	<b>.941</b>	<b>3</b>	<b>37</b>	<b>40</b>	<b>20</b>	<b>15-0</b>	<b>6</b>	<b>13</b>	<b>9</b>	<b>92</b>	<b>92.0</b>	<b>92</b>

## 2011-2012 SEASON SERIES (1-0) OKLAHOMA CITY THUNDER VS. CHICAGO

PLAYER	G-GS	MIN	FG-FGA	PCT	3FG-FGA	PCT	FT-FTA	PCT	OFF	DEF	TOT	AST	PF-DO	STL	TO	BLK	PTS	AVG	HI
Westbrook	1-1	30	10-18	.556	1-2	.500	6-6	1.000	0	3	3	5	0-0	4	0	0	27	27.0	27
Durant	1-1	32	11-16	.688	2-2	1.000	2-2	1.000	0	10	4	1-0	1-0	1	1	1	26	26.0	26
Harden	1-0	23	3-7	.429	1-3	.333	4-4	1.000	0	1	1	2	0-0	0	4	0	11	11.0	11
Ibaka	1-1	22	4-8	.500	0-0	---	1-2	.500	0	6	6	0	1-0	0	1	5	9	9.0	9
Collison	1-0	23	2-7	.286	0-0	---	3-3	1.000	1	4	5	2	3-0	0	0	0	7	7.0	7
Hayward	1-0	12	2-4	.500	0-1	.000	0-0	---	0	2	2	0	2-0	1	0	4	4.0	4	
Perkins	1-1	22	2-3	.667	0-0	---	0-0	---	1	0	1	3	4-0	0	2	0	4	4.0	4
Ivey	1-0	12	1-2	.500	0-0	---	0-0	---	0	1	1	0	2-0	0	0	0	2	2.0	2
Sefolosha	1-1	28	1-4	.250	0-1	.000	0-0	---	0	6	6	2	0-0	1	0	1	2	2.0	2
Fisher (TOT)	2-1	43	1-7	.143	0-2	.000	0-0	---	0	7	7	5	5-0	2	5	2	2	1.0	2
Fisher (OKC)	1-0	20	0-2	.000	0-0	---	0-0	---	0	4	4	2	2-0	0	2	0	0	0.0	0
Aldrich	1-0	6	0-1	.000	0-0	---	0-0	---	0	0	0	0	0-0	0	1	2	0	0.0	0
Jackson	1-0	5	0-1	.000	0-0	---	0-0	---	0	0	0	0	0-0	0	1	0	0	0.0	0
Mohammed	1-0	5	0-1	.000	0-0	---	0-0	---	1	0	1	0	0-0	0	0	0	0	0.0	0
<b>THUNDER</b>	<b>1</b>	<b>240</b>	<b>36-74</b>	<b>.486</b>	<b>4-9</b>	<b>.444</b>	<b>16-17</b>	<b>.941</b>	<b>3</b>	<b>37</b>	<b>40</b>	<b>20</b>	<b>15-0</b>	<b>6</b>	<b>13</b>	<b>9</b>	<b>92</b>	<b>92.0</b>	<b>92</b>
<b>BULLS</b>	<b>1</b>	<b>240</b>	<b>30-91</b>	<b>.330</b>	<b>8-24</b>	<b>.333</b>	<b>10-15</b>	<b>.667</b>	<b>18</b>	<b>30</b>	<b>48</b>	<b>17</b>	<b>14-0</b>	<b>10</b>	<b>12</b>	<b>2</b>	<b>78</b>	<b>78.0</b>	<b>78</b>

## BULLS VS. THUNDER IN OVERTIME:

DATE	LOCATION	SCORE	W-L
10/18/69	Chicago	131-126	W
01/04/74	Seattle	101-103	L
01/12/75 (2 OT)	Seattle	127-123	W
12/21/76 (2 OT)	Chicago	103-101	W
02/22/86 (3 OT)	Chicago	129-125	W
12/02/86	Seattle	115-109	W
02/23/88	Chicago	104-97	W
11/22/91	Seattle	112-109	W
02/09/95	Seattle	118-126	L
03/18/97	Chicago	89-87	W
04/01/03	Chicago	94-101	L
01/10/09	Chicago	98-109	L
<b>TOTALS</b>	<b>12 GAMES</b>		<b>8-4 (.667)</b>



**Office:** 8701 Maitland Summit Boulevard, Orlando, FL 32810  
**Phone:** (407) 916-2400 **Fax:** (407) 916-2830  
**Home court:** Amway Center (18,864 - opened in 2010)  
**Senior Chairman:** Rich DeVos  
**Chairman:** Dan DeVos  
**Chief Executive Officer:** Alex Martins  
**General Manager:** Rob Hennigan  
**VP/Assistant General Manager:** Scott Perry  
**Assistant General Manager:** Matt Lloyd  
**Head Coach:** Jacque Vaughn  
**Assistant Coaches:** James Borrego, Wes Unself Jr., Brett Gunning  
**Assistant Coaches/Player Development:** Laron Profit, Luke Stuckey  
**Athletic Trainer:** Keon Weise  
**Sr. Vice President of Communications:** Joel Glass  
**Director of Communications:** George Galante  
**Radio:** WDBO (FM 96.5, AM 580) - Dennis Neumann, Richie Aduabato  
**Spanish Radio:** EOrlandoMagic.com - Joey Colon  
**TV:** FOX Sports Florida - David Steele, Matt Guokas  
**Team Colors:** Blue, Silver and Black  
**Division:** Southeast

**BULLS STREAKS:**

Overall: 1-W  
 Home: 1-L  
 Road: 4-W

**2012-2013 MEETINGS:**

11/06 @ Chicago  
 01/02 @ Orlando  
 04/05 @ Chicago  
 04/15 @ Orlando

**CHICAGO VS. ORLANDO 2011-2012 SERIES: 3 GAMES, 2-1**

DATE	SITE	BULLS	MAGIC	BULLS HI-SCORER	MAGIC HI-SCORER	BULLS HI-REBOUND	MAGIC HI-REBOUND
01/06	ORL	97	83	Rose/Deng-21	Howard-28	Boozer-13	Howard-15
03/08	CHI	94	99	Boozer-26	Howard-29	Noah-10	Howard-18
03/19	ORL	85	59	Boozer-24	Howard-18	Boozer-13	Howard-12
<b>TOTALS</b>	<b>3</b>	<b>276</b>	<b>241</b>				
<b>AVERAGE</b>		<b>92.0</b>	<b>80.3</b>				

**BULLS ALL-TIME VS. MAGIC: 42-42 (.500)**

SEASON	HOME W-L	ROAD W-L	NEUTRAL W-L	SEASON	HOME W-L	ROAD W-L	NEUTRAL W-L
1989-90	3-0	0-2		2002-03	1-1	0-2	
1990-91	1-0	1-0		2003-04	1-1	2-0	
1991-92	1-1	2-0		2004-05	2-0	1-0	
1992-93	1-1	2-0		2005-06	1-1	2-0	
1993-94	2-0	0-2		2006-07	0-1	1-1	
1994-95	1-1	0-2		2007-08	0-2	0-2	
1995-96	2-0	1-1		2008-09	1-1	0-2	
1996-97	2-0	1-0		2009-10	1-1	0-1	
1997-98	2-0	1-1		2010-11	1-1	2-0	
1998-99	0-2	0-1		2011-12	0-1	2-0	
1999-00	0-2	0-2		<b>TOTALS</b>	<b>24-19</b>	<b>18-23</b>	<b>0-0</b>
2000-01	1-1	0-2					
2001-02	0-1	0-2					



**BIGGEST WIN/WORST LOSS:**

	DATE	LOCATION	SCORE	MARGIN
Biggest Win:	04/15/05	Chicago	117-77	40
Worst Loss:	04/02/99	Chicago	68-115	47

**LAST WIN/LOSS:**

	DATE	LOCATION	SCORE
Last Win:	03/19/12	Orlando	85-59
Last Loss:	03/08/12	Chicago	94-99

**2011-2012 SEASON SERIES (2-1) CHICAGO BULLS VS. ORLANDO**

PLAYER	G-GS	MIN	FG-FGA	PCT	3FG-FGA	PCT	FT-FTA	PCT	OFF	DEF	TOT	AST	PF-DO	STL	TO	BLK	PTS	AVG	HI
Boozer	3-3	106	33-57	.579	0-0	---	4-4	1.000	6	27	33	4	11-0	8	5	1	70	23.3	26
Rose	2-2	76	13-40	.325	3-9	.333	9-11	.818	3	9	12	19	2-0	3	5	2	38	19.0	21
Deng	3-3	124	14-38	.368	4-12	.333	8-10	.800	5	7	12	11	6-0	4	7	1	40	13.3	21
Korver	3-0	87	11-22	.500	8-17	.471	4-6	.667	1	4	5	5	6-0	3	3	1	34	11.3	18
Lucas	3-0	42	12-23	.522	5-11	.455	0-0	---	2	2	4	9	2-0	2	2	0	29	9.7	20
Gibson	3-0	49	11-18	.611	0-0	---	3-4	.750	5	9	14	1	8-0	0	4	2	25	8.3	14
Noah	3-3	98	9-28	.321	0-0	---	4-5	.800	10	16	26	10	11-0	6	2	3	22	7.3	9
Brewer	3-3	66	3-13	.231	0-1	.000	2-5	.400	2	7	9	7	2-0	2	1	1	8	2.7	3
Butler	2-0	11	1-2	.500	0-1	.000	3-4	.750	1	2	3	2	2-0	0	1	0	5	2.5	5
Asik	3-0	34	1-2	.500	0-0	---	2-4	.500	5	9	14	0	6-0	2	1	0	4	1.3	3
Watson	1-1	27	0-8	.000	0-3	.000	1-1	1.000	0	2	2	3	2-0	0	2	0	1	1.0	1
Scalabrine	1-0	0	0-0	---	0-0	---	0-0	---	0	0	0	0	0-0	0	0	0	0	0.0	0
<b>BULLS</b>	<b>3</b>	<b>720</b>	<b>108-251</b>	<b>.430</b>	<b>20-54</b>	<b>.370</b>	<b>40-54</b>	<b>.741</b>	<b>40</b>	<b>94</b>	<b>134</b>	<b>71</b>	<b>58-0</b>	<b>30</b>	<b>35</b>	<b>11</b>	<b>276</b>	<b>92.0</b>	<b>97</b>
<b>MAGIC</b>	<b>3</b>	<b>720</b>	<b>86-219</b>	<b>.393</b>	<b>22-66</b>	<b>.333</b>	<b>47-70</b>	<b>.671</b>	<b>36</b>	<b>88</b>	<b>124</b>	<b>41</b>	<b>45-0</b>	<b>17</b>	<b>52</b>	<b>12</b>	<b>241</b>	<b>80.3</b>	<b>99</b>

**2011-2012 SEASON SERIES (1-2) ORLANDO MAGIC VS. CHICAGO**

PLAYER	G-GS	MIN	FG-FGA	PCT	3FG-FGA	PCT	FT-FTA	PCT	OFF	DEF	TOT	AST	PF-DO	STL	TO	BLK	PTS	AVG	HI
Howard	3-3	124	30-49	.612	0-0	---	15-27	.556	15	30	45	4	10-0	3	12	8	75	25.0	29
J. Richardson	3-3	96	14-35	.400	7-14	.500	2-2	1.000	0	7	7	4	6-0	2	8	1	37	12.3	18
Turkoglu	3-3	103	11-27	.407	5-12	.417	5-7	.714	1	10	11	10	5-0	2	5	1	32	10.7	13
Nelson	3-3	94	10-28	.357	3-9	.333	4-4	1.000	3	5	8	10	5-0	0	12	0	27	9.0	9
Anderson	3-3	80	9-32	.281	6-23	.261	2-2	1.000	7	11	18	1	6-0	1	3	0	26	8.7	11
Davis	3-0	80	6-21	.286	0-0	---	9-14	.643	8	16	24	1	5-0	5	2	2	21	7.0	8
Redick	3-0	62	3-15	.200	1-5	.200	6-9	.667	1	3	4	4	3-0	1	2	0	13	4.3	9
Q. Richardson	2-0	26	2-2	1.000	0-0	---	2-2	1.000	1	0	1	0	3-0	1	1	0	6	3.0	4
Duhon	3-0	47	1-8	.125	0-3	.000	2-3	.667	0	6	6	6	2-0	1	5	0	4	1.3	3
Clark	1-0	2	0-2	.000	0-0	---	0-0	---	0	0	0	0	0-0	0	0	0	0	0.0	0
Liggins	1-0	3	0-0	---	0-0	---	0-0	---	0	0	0	0	0-0	1	0	0	0	0.0	0
Smith (TOT)	2-0	8	0-2	.000	0-0	---	0-0	---	0	0	0	1	1-0	0	0	0	0	0.0	0
Smith (ORL)	1-0	3	0-0	---	0-0	---	0-0	---	0	0	0	1	0-0	0	0	0	0	0.0	0
<b>MAGIC</b>	<b>3</b>	<b>720</b>	<b>86-219</b>	<b>.393</b>	<b>22-66</b>	<b>.333</b>	<b>47-70</b>	<b>.671</b>	<b>36</b>	<b>88</b>	<b>124</b>	<b>41</b>	<b>45-0</b>	<b>17</b>	<b>52</b>	<b>12</b>	<b>241</b>	<b>80.3</b>	<b>99</b>
<b>BULLS</b>	<b>3</b>	<b>720</b>	<b>108-251</b>	<b>.430</b>	<b>20-54</b>	<b>.370</b>	<b>40-54</b>	<b>.741</b>	<b>40</b>	<b>94</b>	<b>134</b>	<b>71</b>	<b>58-0</b>	<b>30</b>	<b>35</b>	<b>11</b>	<b>276</b>	<b>92.0</b>	<b>97</b>

**BULLS VS. MAGIC IN OVERTIME:**

DATE	LOCATION	SCORE	W-L
02/14/90	Orlando	129-135	L
01/16/93	Chicago	124-128	L
03/20/00	Chicago	86-88	L
04/06/05	Orlando	102-101	W
04/17/06	Orlando	116-112	W
12/31/07	Chicago	110-112	L
<b>TOTALS</b>	<b>6 GAMES</b>		<b>2-4 (.333)</b>



**Office:** 3601 South Broad Street, Philadelphia, PA 19148  
**Phone:** (215) 339-7666  
**Home court:** Wells Fargo Center (20,328 - opened in 1996)  
**Managing Owner:** Josh Harris  
**Co-Managing Owner:** David Blitzer  
**Chief Executive Officer:** Adam Aron  
**President of Basketball Operations:** Rod Thorn  
**Sr. Vice President of Basketball Operations:** Tony DiLeo  
**Head Coach:** Doug Collins  
**Associate Head Coach:** Michael Curry  
**Assistant Coaches:** Brian James, Aaron McKie, Jeff Capel, Monte Shubik  
**Head Athletic Trainer:** Kevin Johnson  
**Director of Public Relations:** Mike Preston  
**Public Relations Coordinator:** Sean McCloskey  
**Public Relations Coordinator:** Rebecca Timms  
**Radio:** 97.5 The Fanatic - Tom McGinnis  
**TV:** Comcast SportsNet / The Comcast Network - Marc Zumoff, Malik Allen  
**Team Colors:** Red, White, Blue  
**Division:** Atlantic

## BULLS STREAKS:

Overall: 2-W  
 Home: 1-W  
 Road: 1-W

## 2012-2013 MEETINGS:

12/01 @ Chicago  
 12/12 @ Philadelphia  
 02/28 @ Chicago

## CHICAGO VS. PHILADELPHIA 2011-2012 SERIES: 3 GAMES, 2-1

DATE	SITE	BULLS	SIXERS	BULLS HI-SCORER	SIXERS HI-SCORER	BULLS HI-REBOUND	SIXERS HI-REBOUND
02/01	PHI	82	98	Watson-20	Iguodala/Young-19	Boozer-9	Iguodala-9
03/04	PHI	96	91	Rose-35	Young-17	Noah-18	Brand-13
03/17	CHI	89	80	Watson-20	Holiday-30	Noah-11	Hawes/Young-7
<b>TOTALS</b>	<b>3</b>	<b>267</b>	<b>269</b>				
<b>AVERAGE</b>		<b>89.0</b>	<b>89.7</b>				

## BULLS ALL-TIME VS. SIXERS: 88-115 (.433)

SEASON	HOME W-L	ROAD W-L	NEUTRAL W-L	SEASON	HOME W-L	ROAD W-L	NEUTRAL W-L
1966-67	0-3	0-3	1-2	1990-91	0-2	1-1	
1967-68	0-4	1-1	0-1	1991-92	2-0	1-1	
1968-69	1-2	0-3		1992-93	1-1	1-1	
1969-70	3-0	0-2	0-1	1993-94	2-0	1-1	
1970-71	3-0	0-2		1994-95	2-0	2-0	
1971-72	1-1	3-0		1995-96	2-0	2-0	
1972-73	2-0	1-0	1-0	1996-97	2-0	2-0	
1973-74	2-0	1-1		1997-98	1-0	1-1	
1974-75	2-0	0-2		1998-99	1-1	0-1	
1975-76	0-2	0-2		1999-00	0-2	0-2	
1976-77	1-1	1-1		2000-01	0-2	1-1	
1977-78	2-0	1-1		2001-02	0-2	1-0	
1978-79	1-1	0-2		2002-03	1-1	0-2	
1979-80	1-0	0-1		2003-04	0-2	0-2	
1980-81	1-2	1-2		2004-05	1-1	1-0	
1981-82	1-2	0-3		2005-06	1-1	1-1	
1982-83	1-2	0-3		2006-07	1-0	1-1	
1983-84	1-1	1-2		2007-08	0-2	1-1	
1984-85	0-3	0-2		2008-09	1-1	1-1	
1985-86	1-2	0-3		2009-10	2-0	1-1	
1986-87	3-0	0-3		2010-11	1-0	0-2	
1987-88	2-1	2-1		2011-12	1-0	1-1	
1988-89	1-1	0-2		<b>TOTALS</b>	<b>54-46</b>	<b>32-65</b>	<b>2-4</b>
1989-90	2-0	0-2					



## BIGGEST WIN/WORST LOSS:

	DATE	LOCATION	SCORE	MARGIN
Biggest Win:	11/19/71	Philadelphia	148-104	44
Worst Loss:	11/11/80	Chicago	80-121	41

## LAST WIN/LOSS:

	DATE	LOCATION	SCORE
Last Win:	03/17/12	Chicago	89-80
Last Loss:	02/01/12	Philadelphia	82-98

## 2011-2012 SEASON SERIES (2-1) CHICAGO BULLS VS. PHILADELPHIA

PLAYER	G-GS	MIN	F6-FGA	PCT	3FG-FGA	PCT	FT-FTA	PCT	OFF	DEF	TOT	AST	PF-DO	STL	TO	BLK	PTS	AVG	HI
Rose	2-2	73	20-40	.500	5-9	.556	8-12	.667	1	4	5	14	3-0	2	7	1	53	26.5	35
Watson	3-1	80	16-35	.457	9-17	.529	8-9	.889	1	7	8	9	9-0	1	8	3	49	16.3	20
Boozer	3-3	83	14-33	.424	0-0	---	5-6	.833	3	19	22	2	5-0	1	5	2	33	11.0	13
Noah	3-3	98	7-20	.350	0-0	---	12-16	.750	13	23	36	10	5-0	2	6	0	26	8.7	13
Hamilton	1-1	19	4-6	.667	0-0	---	0-0	---	0	1	1	1	0-0	0	1	0	8	8.0	8
Gibson	3-0	60	9-21	.429	0-0	---	4-7	.571	5	9	14	7	6-0	1	2	4	22	7.3	11
Deng	2-2	83	6-22	.273	2-9	.222	0-0	---	1	10	11	4	2-0	1	4	2	14	7.0	8
Korver	3-1	62	8-18	.444	3-11	.273	1-2	.500	0	5	5	6	3-0	0	4	1	20	6.7	11
Brewer	3-2	62	9-18	.500	0-2	.000	1-4	.250	3	11	14	2	1-0	2	2	3	19	6.3	7
Asik	3-0	38	4-6	.667	0-0	---	2-3	.667	5	5	10	0	5-0	2	0	3	10	3.3	4
Lucas	2-0	25	3-8	.375	0-3	.000	0-0	---	0	3	3	1	2-0	0	2	0	6	3.0	6
Butler	2-0	26	1-3	.333	1-2	.500	2-4	.500	2	3	5	2	1-0	1	1	0	5	2.5	5
Scalabrine	1-0	8	1-1	1.000	0-0	---	0-0	---	0	0	0	0	1-0	0	1	0	2	2.0	2
James	1-0	4	0-2	.000	0-1	.000	0-0	---	0	1	1	0	1-0	0	1	0	0	0.0	0
<b>BULLS</b>	<b>3</b>	<b>720</b>	<b>102-233</b>	<b>.438</b>	<b>20-54</b>	<b>.370</b>	<b>43-63</b>	<b>.683</b>	<b>34</b>	<b>101</b>	<b>135</b>	<b>58</b>	<b>44-0</b>	<b>13</b>	<b>46</b>	<b>19</b>	<b>267</b>	<b>89.0</b>	<b>96</b>
<b>76ERS</b>	<b>3</b>	<b>720</b>	<b>111-260</b>	<b>.427</b>	<b>8-35</b>	<b>.229</b>	<b>39-51</b>	<b>.765</b>	<b>38</b>	<b>94</b>	<b>132</b>	<b>68</b>	<b>49-0</b>	<b>23</b>	<b>29</b>	<b>9</b>	<b>269</b>	<b>89.7</b>	<b>98</b>

## 2011-2012 SEASON SERIES (1-2) PHILADELPHIA 76ERS VS. CHICAGO

PLAYER	G-GS	MIN	F6-FGA	PCT	3FG-FGA	PCT	FT-FTA	PCT	OFF	DEF	TOT	AST	PF-DO	STL	TO	BLK	PTS	AVG	HI
Holiday	3-3	110	29-60	.483	2-7	.286	3-4	.750	4	9	13	14	6-0	3	5	0	63	21.0	30
T. Young	3-0	82	17-33	.515	0-0	---	10-13	.769	14	10	24	3	4-0	2	1	1	44	14.7	19
Iguodala	3-3	118	17-38	.447	4-11	.364	2-4	.500	2	17	19	13	7-0	4	5	1	40	13.3	19
Hawes	1-1	22	5-8	.625	0-0	---	0-0	---	0	7	7	1	3-0	0	3	0	10	10.0	10
Williams	3-0	77	7-28	.250	0-8	.000	15-19	.789	0	4	4	14	3-0	4	4	1	29	9.7	14
Allen	2-1	39	8-14	.571	0-0	---	1-2	.500	1	7	8	3	3-0	2	2	1	17	8.5	15
Vucevic	2-0	37	7-17	.412	0-0	---	2-2	1.000	3	9	12	1	3-0	0	0	0	16	8.0	14
Brand	3-3	92	10-23	.435	0-0	---	3-3	1.000	11	15	26	10	11-0	2	3	4	23	7.7	14
S. Young (TOT)	2-0	21	5-10	.500	0-0	---	0-0	---	1	3	4	0	0-0	1	1	0	10	5.0	10
Turner	3-1	82	6-22	.273	0-0	---	2-2	1.000	1	14	15	7	5-0	5	4	0	14	4.7	6
Meeks	3-2	47	4-14	.286	2-9	.222	1-2	.500	1	2	3	2	3-0	1	0	0	11	3.7	6
Battie	1-1	14	1-3	.333	0-0	---	0-0	---	1	0	1	0	1-0	0	0	1	2	2.0	2
<b>76ERS</b>	<b>3</b>	<b>720</b>	<b>111-260</b>	<b>.427</b>	<b>8-35</b>	<b>.229</b>	<b>39-51</b>	<b>.765</b>	<b>38</b>	<b>94</b>	<b>132</b>	<b>68</b>	<b>49-0</b>	<b>23</b>	<b>29</b>	<b>9</b>	<b>269</b>	<b>89.7</b>	<b>98</b>
<b>BULLS</b>	<b>3</b>	<b>720</b>	<b>102-233</b>	<b>.438</b>	<b>20-54</b>	<b>.370</b>	<b>43-63</b>	<b>.683</b>	<b>34</b>	<b>101</b>	<b>135</b>	<b>58</b>	<b>44-0</b>	<b>13</b>	<b>46</b>	<b>19</b>	<b>267</b>	<b>89.0</b>	<b>96</b>

## BULLS VS. SIXERS IN OVERTIME:

DATE	LOCATION	SCORE	W-L
12/28/77	Philadelphia	125-129	L
11/17/79	Chicago	106-103	W
12/12/81	Philadelphia	114-117	L
01/17/86	Chicago	118-120	L
04/10/87	Philadelphia	96-98	L
01/27/88	Philadelphia	119-109	W
12/08/93	Philadelphia	95-88	W
02/12/03	Philadelphia	111-119	L
12/02/08	Chicago	95-103	L
02/03/10	Philadelphia	103-106	L
<b>TOTALS</b>	<b>10 GAMES</b>		<b>3-7 (.300)</b>

FRONT OFFICE BALL OPS. PLAYERS THE NBA OPPONENTS 2011-12 SEASON RECORDS PLAYOFFS HISTORY COMMUNITY MEDIA CONTENTS



**Office:** 201 East Jefferson St., Phoenix, AZ 85004  
**Phone:** (602) 379-7900 **Fax:** (602) 379-7908  
**Home court:** US Airways Center (18,422 - opened in 1992)  
**Managing Partner:** Robert Sarver  
**President of Basketball Operations:** Lon Babby  
**General Manager:** Lance Blanks  
**Head Coach:** Alvin Gentry  
**Assistant Coaches:** Elston Turner, Dan Majerle, Igor Kokoskov, Noel Gillespie  
**Head Athletic Trainer:** Aaron Nelson  
**Vice President, Basketball Communications:** Julie Fie  
**Managers, Basketball Communications:** DC Headley, Vince Kozar  
**Radio:** KTAR 620 AM - Al McCoy, Tim Kempton  
**Spanish Radio:** KSUN 1400 AM - Ivan Valenzuela, Arturo Ochoa  
**TV:** FSN Arizona (cable) - Steve Albert, Eddie Johnson, Ann Meyers Drysdale  
**Team Colors:** Purple, Orange and Black  
**Division:** Pacific

**BULLS STREAKS:**

Overall: 3-W  
 Home: 2-W  
 Road: 3-W

**2012-2013 MEETINGS:**

11/14 @ Phoenix  
 01/12 @ Chicago

**CHICAGO VS. PHOENIX 2011-2012 SERIES: 1 GAME, 1-0**

DATE	SITE	BULLS	SUNS	BULLS HI-SCORER	SUNS HI-SCORER	BULLS HI-REBOUND	SUNS HI-REBOUND
01/17	CHI	118	97	Boozer-31	Nash-25	Noah-12	Gortat-15
<b>TOTALS</b>	<b>1</b>	<b>118</b>	<b>97</b>				
<b>AVERAGE</b>		<b>118.0</b>	<b>97.0</b>				

**BULLS ALL-TIME VS. SUNS: 63-62 (.504)**

SEASON	HOME	ROAD	NEUTRAL	SEASON	HOME	ROAD	NEUTRAL
	W-L	W-L	W-L		W-L	W-L	W-L
1968-69	2-0	1-2	1-0	1991-92	1-0	0-1	
1969-70	3-0	2-1	0-1	1992-93	0-1	1-0	
1970-71	2-1	1-2		1993-94	1-0	0-1	
1971-72	2-1	3-0		1994-95	1-0	0-1	
1972-73	2-1	2-1		1995-96	1-0	0-1	
1973-74	2-1	2-1		1996-97	1-0	1-0	
1974-75	1-1	1-1		1997-98	1-0	0-1	
1975-76	2-1	0-2		1998-99	0-0	0-0	
1976-77	1-1	1-1		1999-00	0-1	0-1	
1977-78	2-0	0-2		2000-01	0-1	0-1	
1978-79	1-1	0-2		2001-02	1-0	0-1	
1979-80	1-2	0-3		2002-03	1-0	0-1	
1980-81	0-1	0-1		2003-04	1-0	0-1	
1981-82	0-1	0-1		2004-05	0-1	0-1	
1982-83	0-1	0-1		2005-06	0-1	0-1	
1983-84	1-0	0-1		2006-07	0-1	1-0	
1984-85	1-0	0-1		2007-08	0-1	0-1	
1985-86	1-0	0-1		2008-09	1-0	1-0	
1986-87	1-0	0-1		2009-10	0-1	1-0	
1987-88	1-0	1-0		2010-11	1-0	1-0	
1988-89	0-1	1-0		2011-12	1-0	0-0	
1989-90	1-0	1-0		<b>TOTALS</b>	<b>40-22</b>	<b>22-39</b>	<b>1-1</b>
1990-91	1-0	0-1					





**BIGGEST WIN/WORST LOSS:**

	DATE	LOCATION	SCORE	MARGIN
Biggest Win:	02/19/74	Chicago	130-96	34
Worst Loss:	11/25/83	Phoenix	94-120	26

**LAST WIN/LOSS:**

	DATE	LOCATION	SCORE
Last Win:	01/17/12	Chicago	118-97
Last Loss:	03/30/10	Chicago	105-111

**2011-2012 SEASON SERIES (1-0) CHICAGO BULLS VS. PHOENIX**

PLAYER	G-GS	MIN	FG-FGA	PCT	3FG-FGA	PCT	FT-FTA	PCT	OFF	DEF	TOT	AST	PF-DO	STL	TO	BLK	PTS	AVG	HI
Boozer	1-1	32	14-21	.667	0-0	---	3-3	1.000	0	6	6	1	3-0	2	1	0	31	31.0	31
Watson	1-1	33	8-12	.667	3-3	1.000	4-4	1.000	0	4	4	5	2-0	2	0	0	23	23.0	23
Deng	1-1	27	4-9	.444	1-1	1.000	6-6	1.000	0	6	6	3	0-0	2	0	0	15	15.0	15
Noah	1-1	28	6-10	.600	0-1	.000	1-2	.500	6	6	12	3	3-0	1	1	0	13	13.0	13
Asik	1-0	13	5-6	.833	0-0	---	1-3	.333	2	2	4	0	2-0	0	2	1	11	11.0	11
Hamilton	1-1	21	5-11	.455	1-2	.500	0-0	---	0	1	1	6	1-0	1	0	0	11	11.0	11
Gibson	1-0	20	3-5	.600	0-0	---	1-2	.500	2	0	2	0	2-0	0	1	1	7	7.0	7
Brewer	1-0	24	2-6	.333	0-1	.000	2-2	1.000	1	1	2	3	2-0	0	0	0	6	6.0	6
Butler	1-0	4	0-0	---	0-0	---	1-2	.500	0	0	0	0	0-0	0	0	0	1	1.0	1
Korver	1-0	20	0-3	.000	0-1	.000	0-0	---	1	2	3	6	1-0	0	1	0	0	0.0	0
Lucas	1-0	15	0-4	.000	0-1	.000	0-0	---	0	1	1	2	1-0	1	0	0	0	0.0	0
Scalabrine	1-0	3	0-1	.000	0-0	---	0-0	---	0	0	0	2	0-0	0	0	0	0	0.0	0
<b>BULLS</b>	<b>1</b>	<b>240</b>	<b>47-88</b>	<b>.534</b>	<b>5-10</b>	<b>.500</b>	<b>19-24</b>	<b>.792</b>	<b>12</b>	<b>29</b>	<b>41</b>	<b>31</b>	<b>17-0</b>	<b>9</b>	<b>6</b>	<b>2</b>	<b>118</b>	<b>118.0</b>	<b>118</b>
<b>SUNS</b>	<b>1</b>	<b>240</b>	<b>38-74</b>	<b>.514</b>	<b>5-11</b>	<b>.455</b>	<b>16-19</b>	<b>.842</b>	<b>7</b>	<b>31</b>	<b>38</b>	<b>19</b>	<b>17-0</b>	<b>2</b>	<b>20</b>	<b>6</b>	<b>97</b>	<b>97.0</b>	<b>97</b>

**2011-2012 SEASON SERIES (0-1) PHOENIX SUNS VS. CHICAGO**

PLAYER	G-GS	MIN	FG-FGA	PCT	3FG-FGA	PCT	FT-FTA	PCT	OFF	DEF	TOT	AST	PF-DO	STL	TO	BLK	PTS	AVG	HI
Nash	1-1	30	10-13	.769	3-3	1.000	2-3	.667	0	1	1	9	0-0	0	5	0	25	25.0	25
Lopez	1-0	17	6-7	.857	0-0	---	4-4	1.000	3	3	6	0	1-0	0	0	1	16	16.0	16
Gortat	1-1	31	5-7	.714	0-0	---	4-5	.800	2	13	15	1	3-0	0	2	1	14	14.0	14
Brown	1-0	24	4-10	.400	1-1	1.000	0-0	---	1	1	2	0	0-0	0	2	1	9	9.0	9
Hill	1-1	21	4-7	.571	0-0	---	0-0	---	0	1	1	0	1-0	0	1	1	8	8.0	8
Dudley	1-1	26	3-7	.429	0-1	.000	1-1	1.000	0	1	1	3	1-0	0	0	0	7	7.0	7
Price	1-0	18	2-4	.500	1-1	1.000	0-0	---	0	3	3	4	3-0	0	0	1	5	5.0	5
Frye	1-1	18	2-7	.286	0-2	.000	0-0	---	0	4	4	0	1-0	1	2	1	4	4.0	4
Morris	1-0	30	1-7	.143	0-2	.000	2-2	1.000	0	4	4	1	4-0	1	5	0	4	4.0	4
Redd	1-0	15	0-3	.000	0-1	.000	3-4	.750	0	0	0	1	1-0	0	1	0	3	3.0	3
Warrick	1-0	10	1-2	.500	0-0	---	0-0	---	1	0	1	0	2-0	0	1	0	2	2.0	2
<b>SUNS</b>	<b>1</b>	<b>240</b>	<b>38-74</b>	<b>.514</b>	<b>5-11</b>	<b>.455</b>	<b>16-19</b>	<b>.842</b>	<b>7</b>	<b>31</b>	<b>38</b>	<b>19</b>	<b>17-0</b>	<b>2</b>	<b>20</b>	<b>6</b>	<b>97</b>	<b>97.0</b>	<b>97</b>
<b>BULLS</b>	<b>1</b>	<b>240</b>	<b>47-88</b>	<b>.534</b>	<b>5-10</b>	<b>.500</b>	<b>19-24</b>	<b>.792</b>	<b>12</b>	<b>29</b>	<b>41</b>	<b>31</b>	<b>17-0</b>	<b>9</b>	<b>6</b>	<b>2</b>	<b>118</b>	<b>118.0</b>	<b>118</b>

**BULLS VS. SUNS IN OVERTIME:**

DATE	LOCATION	SCORE	W-L
03/06/69	Carbondale, Ill.	125-117	W
10/24/69	Phoenix	116-115	W
12/23/71	Phoenix	117-108	W
03/04/73	Phoenix	118-117	W
01/06/74	Chicago	120-116	W
02/17/76	Chicago	114-111	W
03/02/77	Phoenix	108-104	W
10/27/78	Chicago	110-115	L
03/09/80	Phoenix	103-113	L
02/03/03	Phoenix	111-115	L
12/31/05	Chicago	98-107	L
11/24/10	Phoenix	123-115	W
<b>TOTALS</b>	<b>12 GAMES</b>		<b>8-4 (.667)</b>



**Office:** One Center Court, Suite 200, Portland, OR 97227  
**Phone:** (503) 234-9291 **Fax:** (503) 736-2194  
**Home court:** The Rose Garden (20,796 - opened in 1995)  
**Owner:** Paul Allen  
**President:** TBD  
**General Manager:** Neil Olshey  
**Head Coach:** Terry Stotts  
**Assistant Coaches:** Kaleb Canales, Jay Triano, David Vanterpool, Kim Hughes, Dale Osbourne  
**Director of Medical Services/Head Athletic Trainer:** Jay Jensen  
**Senior Director of Communications:** Jim Taylor  
**Sports Communications Director:** Collin Romer  
**Radio:** NewsRadio 1190, 102.3 KEX - Brian Wheeler, Antonio Harvey  
**TV:** KGW (Ch. 8)/Comcast SportsNet (cable) - Mike Barrett, Mike Rice  
**Team Colors:** Scarlet, Black and White  
**Division:** Northwest

## BULLS STREAKS:

Overall: 2-L  
 Home: 1-L  
 Road: 4-L

## 2012-2013 MEETINGS:

11/18 @ Portland  
 03/21 @ Chicago

## CHICAGO VS. PORTLAND 2011-2012 SERIES: 1 GAME, 0-1

DATE	SITE	BULLS	BLAZERS	BULLS HI-SCORER	BLAZERS HI-SCORER	BULLS HI-REBOUND	BLAZERS HI-REBOUND
03/16	CHI	89	100	Boozer-22	Aldridge-21	Boozer-14	Batum-9
<b>TOTALS</b>	<b>1</b>	<b>89</b>	<b>100</b>				
<b>AVERAGE</b>		<b>89.0</b>	<b>100.0</b>				

## BULLS ALL-TIME VS. TRAIL BLAZERS: 58-52 (.527)

SEASON	HOME	ROAD	NEUTRAL	SEASON	HOME	ROAD	NEUTRAL
	W-L	W-L	W-L		W-L	W-L	W-L
1970-71	1-1	2-0		1992-93	1-0	1-0	
1971-72	3-0	3-0		1993-94	0-1	0-1	
1972-73	2-1	3-0		1994-95	1-0	0-1	
1973-74	3-0	1-2		1995-96	1-0	1-0	
1974-75	2-0	0-2		1996-97	1-0	1-0	
1975-76	1-1	0-3		1997-98	0-1	1-0	
1976-77	0-2	0-2		1998-99	0-0	0-0	
1977-78	1-1	0-2		1999-00	0-1	0-1	
1978-79	2-0	2-0		2000-01	0-1	0-1	
1979-80	2-1	1-2		2001-02	0-1	0-1	
1980-81	0-1	0-1		2002-03	1-0	0-1	
1981-82	1-0	0-1		2003-04	0-1	0-1	
1982-83	0-1	1-0		2004-05	1-0	1-0	
1983-84	1-0	1-0		2005-06	1-0	0-1	
1984-85	1-0	0-1		2006-07	1-0	1-0	
1985-86	1-0	0-1		2007-08	0-1	0-1	
1986-87	1-0	0-1		2008-09	0-1	0-1	
1987-88	0-1	1-0		2009-10	1-0	0-1	
1988-89	1-0	1-0		2010-11	1-0	0-1	
1989-90	1-0	0-1		2011-12	0-1	0-0	
1990-91	0-1	0-1		<b>TOTALS</b>	<b>35-20</b>	<b>23-32</b>	<b>0-0</b>
1991-92	1-0	1-0					



## BIGGEST WIN/WORST LOSS:

	DATE	LOCATION	SCORE	MARGIN
Biggest Win:	02/20/76	Chicago	130-74	56
Worst Loss:	11/19/08	Portland	74-116	42

## LAST WIN/LOSS:

	DATE	LOCATION	SCORE
Last Win:	11/01/10	Chicago	110-98
Last Loss:	03/16/12	Chicago	89-100

## 2011-2012 SEASON SERIES (0-1) CHICAGO BULLS VS. PORTLAND

PLAYER	G-GS	MIN	FG-FGA	PCT	3FG-FGA	PCT	FT-FTA	PCT	OFF	DEF	TOT	AST	PF-DO	STL	TO	BLK	PTS	AVG	HI
Boozer	1-1	30	9-14	.643	0-0	---	4-4	1.000	4	10	14	4	1-0	0	0	0	22	22.0	22
Deng	1-1	40	7-18	.389	1-7	.143	4-5	.800	1	1	2	1	1-0	0	0	1	19	19.0	19
Noah	1-1	39	6-12	.500	0-0	---	0-0	---	5	4	9	5	4-0	2	1	1	12	12.0	12
Watson	1-1	29	4-12	.333	2-7	.286	0-0	---	2	1	3	3	1-0	0	5	0	10	10.0	10
Lucas	1-0	22	3-11	.273	2-8	.250	0-0	---	2	1	3	4	2-0	0	0	0	8	8.0	8
Gibson	1-0	14	3-7	.429	0-0	---	1-2	.500	2	3	5	2	1-0	0	1	0	7	7.0	7
Brewer	1-1	25	1-2	.500	1-1	1.000	0-0	---	0	1	1	0	1-0	1	0	0	3	3.0	3
Butler	1-0	15	1-2	.500	1-1	1.000	0-0	---	1	1	2	0	1-0	0	2	1	3	3.0	3
Korver	1-0	19	1-5	.200	1-3	.333	0-0	---	0	1	1	2	3-0	0	0	0	3	3.0	3
Asik	1-0	9	1-2	.500	0-0	---	0-0	---	1	4	5	0	0-0	0	0	1	2	2.0	2
<b>BULLS</b>	<b>1</b>	<b>240</b>	<b>36-85</b>	<b>.424</b>	<b>8-27</b>	<b>.296</b>	<b>9-11</b>	<b>.818</b>	<b>18</b>	<b>27</b>	<b>45</b>	<b>21</b>	<b>15-0</b>	<b>3</b>	<b>9</b>	<b>4</b>	<b>89</b>	<b>89.0</b>	<b>89</b>
<b>BLAZERS</b>	<b>1</b>	<b>240</b>	<b>39-79</b>	<b>.494</b>	<b>11-21</b>	<b>.524</b>	<b>11-12</b>	<b>.917</b>	<b>9</b>	<b>26</b>	<b>35</b>	<b>17</b>	<b>15-0</b>	<b>3</b>	<b>10</b>	<b>3</b>	<b>100</b>	<b>100.0</b>	<b>100</b>

## 2011-2012 SEASON SERIES (1-0) PORTLAND TRAIL BLAZERS VS. CHICAGO

PLAYER	G-GS	MIN	FG-FGA	PCT	3FG-FGA	PCT	FT-FTA	PCT	OFF	DEF	TOT	AST	PF-DO	STL	TO	BLK	PTS	AVG	HI
Aldridge	1-1	38	9-18	.500	0-0	---	3-3	1.000	2	3	5	2	3-0	1	0	0	21	21.0	21
Matthews	1-1	33	6-11	.545	4-5	.800	2-3	.667	1	1	2	1	2-0	0	2	0	18	18.0	18
Felton	1-1	30	6-11	.545	1-2	.500	3-3	1.000	0	1	1	5	1-0	0	1	1	16	16.0	16
Batum	1-1	33	6-11	.545	3-4	.750	0-0	---	0	9	9	3	1-0	2	1	0	15	15.0	15
N. Smith	1-0	18	5-7	.714	2-2	1.000	0-0	---	2	1	3	1	0-0	0	2	1	12	12.0	12
Crawford	1-0	24	3-12	.250	1-6	.167	1-1	1.000	1	2	3	2	1-0	0	0	0	8	8.0	8
Okur (TOT)	1-1	22	3-10	.300	1-5	.200	0-1	.000	1	0	1	3	3-0	1	2	0	7	7.0	7
Hickson (TOT)	2-0	36	4-8	.500	0-0	---	4-8	.500	4	6	10	1	0-0	1	3	1	12	6.0	7
C. Smith	1-0	10	2-2	1.000	0-0	---	2-2	1.000	1	1	2	1	0-0	0	0	0	6	6.0	6
S. Williams (TOT)	2-1	53	3-10	.300	2-6	.333	2-4	.500	2	5	7	1	3-0	0	1	1	10	5.0	8
Babbitt	1-0	12	1-3	.333	0-2	.000	0-0	---	0	4	4	1	2-0	0	1	0	2	2.0	2
Przybilla	1-1	25	1-4	.250	0-0	---	0-0	---	2	2	4	0	3-0	0	1	0	2	2.0	2
Thomas	1-0	16	0-0	---	0-0	---	0-0	---	0	2	2	1	2-0	0	0	1	0	0.0	0
<b>BLAZERS</b>	<b>1</b>	<b>240</b>	<b>39-79</b>	<b>.494</b>	<b>11-21</b>	<b>.524</b>	<b>11-12</b>	<b>.917</b>	<b>9</b>	<b>26</b>	<b>35</b>	<b>17</b>	<b>15-0</b>	<b>3</b>	<b>10</b>	<b>3</b>	<b>100</b>	<b>100.0</b>	<b>100</b>
<b>BULLS</b>	<b>1</b>	<b>240</b>	<b>36-85</b>	<b>.424</b>	<b>8-27</b>	<b>.296</b>	<b>9-11</b>	<b>.818</b>	<b>18</b>	<b>27</b>	<b>45</b>	<b>21</b>	<b>15-0</b>	<b>3</b>	<b>9</b>	<b>4</b>	<b>89</b>	<b>89.0</b>	<b>89</b>

## BLUES VS. TRAIL BLAZERS IN OVERTIME:

DATE	LOCATION	SCORE	W-L
11/19/74	Portland	92-98	L
11/24/76	Portland	115-117	L
03/16/84 (4 OT)	Portland	156-155	W
11/29/91 (2 OT)	Portland	116-114	W
01/31/04	Portland	95-102	L
01/03/08 (2 OT)	Chicago	109-115	L
02/26/10	Chicago	115-111	W
<b>TOTALS</b>	<b>7 GAMES</b>		<b>3-4 (.429)</b>



**Office:** One Sports Parkway, Sacramento, CA 95834  
**Phone:** (916) 928-0000  
**Home Court:** Power Balance Pavilion (17,317 - opened in 1988)  
**Ownership:** Maloof Sports and Entertainment  
**President, Basketball Operations:** Geoff Petrie  
**President:** Martina Kolokotronis  
**V.P. and General Manager, Basketball Operations:** Wayne Cooper  
**Head Coach:** Keith Smart  
**Assistant Coaches:** Jim Ewen, Alex English, Bobby Jackson  
**Director of Sports Medicine:** Pete Youngman  
**V.P., Media Relations/Basketball Operations:** Troy Hanson  
**Executive Director, Media Relations/Basketball Operations:** Darrin May  
**Radio:** KHTK 1140 THE FAN, KHTK - Gary Gerould  
**TV:** Comcast SportsNet - Grant Napear, Jerry Reynolds, Jim Gray, Bill Walton  
**Team Colors:** Purple, Black and Silver  
**Division:** Pacific

### BULLS STREAKS:

Overall: 4-W  
 Home: 3-W  
 Road: 2-W

### 2012-2013 MEETINGS:

10/31 @ Chicago  
 03/13 @ Sacramento

### CHICAGO VS. SACRAMENTO 2011-2012 SERIES: 2 GAMES, 2-0

DATE	SITE	BULLS	KINGS	BULLS HI-SCORER	KINGS HI-SCORER	BULLS HI-REBOUND	KINGS HI-REBOUND
12/29	SAC	108	98	Rose-19	Thornton-20	Boozer-15	Cousins-12
02/14	CHI	121	115	Deng-23	Cousins-28	Noah-11	Cousins-17
<b>TOTALS</b>	<b>2</b>	<b>229</b>	<b>213</b>				
<b>AVERAGE</b>		<b>114.5</b>	<b>106.5</b>				

### BULLS ALL-TIME VS. KINGS: 74-72 (.507)

SEASON	HOME		ROAD		NEUTRAL	
	W-L	W-L	W-L	W-L	W-L	W-L
(Cincinnati)						
1966-67	3-2	1-2		1-0		
1967-68	1-1	2-1		2-0		
1968-69	1-2	0-2		0-1		
1969-70	2-0	0-2		1-1		
1970-71	2-0	1-0		1-0		
1971-72	2-0	1-1				
(K.C.-Omaha)						
1972-73	3-1	2-1				
1973-74	2-1	3-1				
1974-75	3-2	1-3				
1975-76	1-2	0-4				
1976-77	1-1	1-1				
1977-78	0-2	0-2				
1978-79	0-2	0-2				
1979-80	3-0	0-2		0-1		
1980-81	1-0	1-0				
1981-82	1-0	0-1				
1982-83	0-1	0-1				
1983-84	1-0	0-1				
1984-85	1-0	1-0				
(Sacramento)						
1985-86	0-1	0-1				
1986-87	0-1	1-0				
1987-88	1-0	0-1				
<b>TOTALS</b>	<b>42-29</b>	<b>27-40</b>		<b>5-3</b>		



**BIGGEST WIN/WORST LOSS:**

	DATE	LOCATION	SCORE	MARGIN
Biggest Win:	02/22/91	Chicago	129-82	47
Worst Loss:	02/08/00	Sacramento	80-119	39
Biggest Win (KC):	01/10/76	Chicago	111-84	27
Worst Loss (KC):	02/18/78	Kansas City	107-130	23
	03/28/78	Chicago	105-128	23
Biggest Win (CIN):	01/31/71	Chicago	131-99	32
Worst Loss (CIN):	03/11/67	Cincinnati	119-147	28

**LAST WIN/LOSS:**

	DATE	LOCATION	SCORE
Last Win:	02/14/12	Chicago	121-115
Last Loss:	12/21/09	Chicago	98-102

**2011-2012 SEASON SERIES (2-0) CHICAGO BULLS VS. SACRAMENTO**

PLAYER	G-GS	MIN	FG-FGA	PCT	3FG-FGA	PCT	FT-FTA	PCT	OFF	DEF	TOT	AST	PF-DQ	STL	TO	BLK	PTS	AVG	HI
Rose	1-1	32	7-14	.500	0-2	.000	5-6	.833	0	1	1	8	5-0	0	6	0	19	19.0	19
Deng	2-2	82	10-26	.385	2-8	.250	13-13	1.000	1	12	13	15	3-0	1	5	2	35	17.5	23
Boozer	2-2	62	15-30	.500	0-0	---	2-2	1.000	3	17	20	2	8-0	1	4	1	32	16.0	16
Hamilton	1-1	36	7-15	.467	1-2	.500	1-1	1.000	1	3	4	1	0-0	2	3	0	16	16.0	16
Noah	2-2	60	10-16	.625	0-0	---	11-13	.846	3	12	15	5	10-0	1	3	6	31	15.5	22
Korver	2-0	29	7-9	.778	6-7	.857	4-5	.800	0	1	1	2	5-0	0	2	1	24	12.0	18
Gibson	2-0	34	10-12	.833	0-0	---	1-3	.333	1	2	3	2	5-0	1	1	1	21	10.5	15
Brewer	2-1	41	8-11	.727	2-4	.500	0-0	---	3	3	6	1	1-0	2	2	0	18	9.0	12
Lucas	1-0	22	4-8	.500	1-2	.500	0-0	---	0	1	1	9	2-0	1	1	0	9	9.0	9
Watson	2-1	47	7-18	.389	3-6	.500	1-2	.500	1	6	7	11	4-0	3	2	1	18	9.0	10
Asik	2-0	35	2-5	.400	0-0	---	2-2	1.000	4	6	10	2	6-0	0	2	1	6	3.0	4
<b>BULLS</b>	<b>2</b>	<b>480</b>	<b>87-164</b>	<b>.530</b>	<b>15-31</b>	<b>.484</b>	<b>40-47</b>	<b>.851</b>	<b>17</b>	<b>64</b>	<b>81</b>	<b>58</b>	<b>49-0</b>	<b>12</b>	<b>31</b>	<b>13</b>	<b>229</b>	<b>114.5</b>	<b>121</b>
<b>KINGS</b>	<b>2</b>	<b>480</b>	<b>77-172</b>	<b>.448</b>	<b>17-34</b>	<b>.500</b>	<b>42-62</b>	<b>.677</b>	<b>35</b>	<b>53</b>	<b>88</b>	<b>34</b>	<b>40-3</b>	<b>15</b>	<b>30</b>	<b>6</b>	<b>213</b>	<b>106.5</b>	<b>115</b>

**2011-2012 SEASON SERIES (0-2) SACRAMENTO KINGS VS. CHICAGO**

PLAYER	G-GS	MIN	FG-FGA	PCT	3FG-FGA	PCT	FT-FTA	PCT	OFF	DEF	TOT	AST	PF-DQ	STL	TO	BLK	PTS	AVG	HI
Evans	2-2	80	16-32	.500	1-5	.200	13-20	.650	1	9	10	10	4-0	3	4	1	46	23.0	27
Cousins	2-2	65	14-36	.389	1-1	1.000	14-17	.824	14	15	29	2	11-1	4	8	4	43	21.5	28
Thornton	2-2	79	17-36	.472	7-12	.583	2-4	.500	4	3	7	3	4-0	3	4	0	43	21.5	23
Fredette	1-0	24	5-10	.500	2-4	.500	2-2	1.000	1	0	1	2	1-0	0	3	0	14	14.0	14
Salmons	2-2	59	5-18	.278	3-6	.500	2-2	1.000	1	2	3	4	4-0	1	2	0	15	7.5	12
Greene	2-0	14	5-7	.714	2-4	.500	0-0	---	0	4	4	0	0-0	1	3	0	12	6.0	10
Hickson	2-0	36	4-8	.500	0-0	---	4-8	.500	4	6	10	1	0-0	1	3	1	12	6.0	7
Thompson	2-1	44	4-8	.500	0-0	---	2-4	.500	6	7	13	3	6-1	1	0	0	10	5.0	8
Hayes	2-1	45	4-12	.333	0-0	---	1-2	.500	4	7	11	4	7-1	1	1	0	9	4.5	7
Thomas	2-0	20	3-4	.750	1-1	1.000	2-3	.667	0	0	0	5	2-0	0	0	0	9	4.5	9
Garcia	1-0	5	0-0	---	0-0	---	0-0	---	0	0	0	0	1-0	0	0	0	0	0.0	0
Outlaw	1-0	9	0-1	.000	0-1	.000	0-0	---	0	0	0	0	0-0	0	0	0	0	0.0	0
<b>BULLS</b>	<b>2</b>	<b>480</b>	<b>77-172</b>	<b>.448</b>	<b>17-34</b>	<b>.500</b>	<b>42-62</b>	<b>.677</b>	<b>35</b>	<b>53</b>	<b>88</b>	<b>34</b>	<b>40-3</b>	<b>15</b>	<b>30</b>	<b>6</b>	<b>213</b>	<b>106.5</b>	<b>115</b>
<b>BULLS</b>	<b>2</b>	<b>480</b>	<b>87-164</b>	<b>.530</b>	<b>15-31</b>	<b>.484</b>	<b>40-47</b>	<b>.851</b>	<b>17</b>	<b>64</b>	<b>81</b>	<b>58</b>	<b>49-0</b>	<b>12</b>	<b>31</b>	<b>13</b>	<b>229</b>	<b>114.5</b>	<b>121</b>

**BULLS VS. KINGS IN OVERTIME:**

DATE	LOCATION	SCORE	W-L
02/12/68	Cleveland	112-104	W
03/16/70	Omaha	142-140	W
01/09/72	Chicago	108-104	W
12/01/72	KC	106-97	W
01/25/80	Chicago	113-117	L
03/07/82 (2 OT)	KC	122-124	L
02/16/87	Chicago	120-124	L
<b>TOTALS</b>	<b>7 GAMES</b>		<b>4-3 (.571)</b>



**Office:** AT&T Center, One AT&T Center, San Antonio, TX 78219  
**Phone:** (210) 444-5000  
**Home court:** AT&T Center (18,581 - opened in 2002)  
**Chairman & CEO:** Peter M. Holt  
**President of Spurs Basketball/Head Coach:** Gregg Popovich  
**President of Sports Franchises/General Manager:** R.C. Buford  
**Assistant Coaches:** Mike Budenholzer, Brett Brown, Ime Udoka, Chip Engelland, Chad Forcier  
**Head Athletic Trainer:** Will Sevensing  
**Director of Basketball Communications:** Tom James  
**Basketball Communications Manager:** Kris Davis  
**Basketball Communications Coordinator:** Mitch Heckart  
**Radio:** WOAI (1200 AM) - Bill Schoening  
**Spanish Radio:** KCOR (1350 AM) - Paul Castro  
**TV:** KENS (Ch. 5)/KMYS (Ch. 35)/FOX Sports Southwest (Ch. 26)  
 - Bill Land, Sean Elliott, Andrew Monaco  
**Team Colors:** Metallic Silver and Black  
**Division:** Southwest

### BULLS STREAKS:

Overall: 2-W  
 Home: 2-W  
 Road: 1-W

### 2012-2013 MEETINGS:

02/11 @ Chicago  
 03/06 @ San Antonio

### CHICAGO VS. SAN ANTONIO 2011-2012 SERIES: 1 GAME, 1-0

DATE	SITE	BULLS	SPURS	BULLS HI-SCORER	SPURS HI-SCORER	BULLS HI-REBOUND	SPURS HI-REBOUND
02/29	SAN	96	89	Rose-29	Neal-21	Noah-13	Duncan-10
<b>TOTALS</b>	<b>1</b>	<b>96</b>	<b>89</b>				
<b>AVERAGE</b>		<b>96.0</b>	<b>89.0</b>				

### BULLS ALL-TIME VS. SPURS: 29-46 (.387)

SEASON	HOME	ROAD	NEUTRAL	SEASON	HOME	ROAD	NEUTRAL
	W-L	W-L	W-L		W-L	W-L	W-L
1976-77	2-0	1-1		1994-95	0-1	1-0	
1977-78	2-0	0-2		1995-96	1-0	1-0	
1978-79	0-2	0-1		1996-97	1-0	1-0	
1979-80	0-1	0-1		1997-98	1-0	1-0	
1980-81	0-1	0-1		1998-99	0-1	0-0	
1981-82	1-0	0-1		1999-00	0-1	0-1	
1982-83	0-1	0-1		2000-01	1-0	0-1	
1983-84	0-1	0-1		2001-02	0-1	0-1	
1984-85	1-0	0-1		2002-03	0-1	0-1	
1985-86	0-1	1-0		2003-04	0-1	0-1	
1986-87	1-0	0-1		2005-06	0-1	1-0	
1987-88	1-0	0-1		2006-07	1-0	0-1	
1988-89	1-0	1-0		2007-08	0-1	0-1	
1989-90	1-0	0-1		2008-09	0-1	0-1	
1990-91	0-1	0-1		2009-10	1-0	1-0	
1991-92	1-0	0-1		2010-11	1-0	0-1	
1992-93	0-1	0-1		2011-12	0-0	1-0	
1993-94	1-0	0-1		<b>TOTALS</b>	<b>19-19</b>	<b>10-27</b>	<b>0-0</b>



**BIGGEST WIN/WORST LOSS:**

	DATE	LOCATION	SCORE	MARGIN
Biggest Win:	03/05/97	Chicago	111-69	42
Worst Loss:	12/20/78	San Antonio	102-131	29
	12/02/83	San Antonio	94-123	29

**LAST WIN/LOSS:**

	DATE	LOCATION	SCORE
Last Win:	02/29/12	San Antonio	96-89
Last Loss:	11/17/10	San Antonio	94-103

**2011-2012 SEASON SERIES (1-0) CHICAGO BULLS VS. SAN ANTONIO**

PLAYER	G-GS	MIN	F6-FGA	PCT	3FG-FGA	PCT	FT-FTA	PCT	OFF	DEF	TOT	AST	PF-DO	STL	TO	BLK	PTS	AVG	HI
Rose	1-1	35	10-23	.435	1-5	.200	8-8	1.000	0	1	1	4	2-0	0	2	1	29	29.0	29
Watson	1-0	13	5-8	.625	2-4	.500	0-0	---	0	1	1	4	0-0	2	1	0	12	12.0	12
Deng	1-1	37	3-8	.375	2-3	.667	2-4	.500	2	7	9	2	2-0	0	2	0	10	10.0	10
Noah	1-1	32	5-9	.556	0-0	---	0-0	---	4	9	13	3	3-0	0	0	0	10	10.0	10
Boozer	1-1	23	4-13	.308	0-0	---	0-0	---	3	5	8	1	1-0	2	2	1	8	8.0	8
Brewer	1-0	29	4-9	.444	0-1	.000	0-2	.000	1	4	5	1	3-0	1	2	0	8	8.0	8
Korver	1-0	14	2-2	1.000	2-2	1.000	2-2	1.000	0	4	4	0	0-0	1	1	0	8	8.0	8
Gibson	1-0	25	3-7	.429	0-0	---	1-2	.500	2	3	5	0	3-0	0	2	0	7	7.0	7
Asik	1-0	16	0-0	---	0-0	---	2-2	1.000	1	1	2	1	0-0	0	2	1	2	2.0	2
Hamilton	1-1	16	1-8	.125	0-0	---	0-1	.000	0	2	2	0	1-0	1	1	0	2	2.0	2
Lucas	1-0	0	0-1	.000	0-0	---	0-0	---	0	0	0	0	0-0	0	0	0	0	0.0	0
<b>BULLS</b>	<b>1</b>	<b>240</b>	<b>37-88</b>	<b>.420</b>	<b>7-15</b>	<b>.467</b>	<b>15-21</b>	<b>.714</b>	<b>13</b>	<b>37</b>	<b>50</b>	<b>16</b>	<b>15-0</b>	<b>7</b>	<b>16</b>	<b>3</b>	<b>96</b>	<b>96.0</b>	<b>96</b>
<b>SPURS</b>	<b>1</b>	<b>240</b>	<b>37-86</b>	<b>.430</b>	<b>8-20</b>	<b>.400</b>	<b>7-12</b>	<b>.583</b>	<b>10</b>	<b>32</b>	<b>42</b>	<b>20</b>	<b>19-0</b>	<b>8</b>	<b>15</b>	<b>5</b>	<b>89</b>	<b>89.0</b>	<b>89</b>

**2011-2012 SEASON SERIES (0-1) SAN ANTONIO SPURS VS. CHICAGO**

PLAYER	G-GS	MIN	F6-FGA	PCT	3FG-FGA	PCT	FT-FTA	PCT	OFF	DEF	TOT	AST	PF-DO	STL	TO	BLK	PTS	AVG	HI
Neal	1-0	24	9-15	.600	2-7	.286	1-2	.500	1	1	2	3	2-0	1	1	0	21	21.0	21
Duncan	1-1	33	8-21	.381	0-2	.000	2-2	1.000	0	10	10	0	0-0	2	1	2	18	18.0	18
Green	1-1	30	4-8	.500	3-6	.500	0-0	---	1	3	4	1	3-0	1	0	0	11	11.0	11
Parker	1-1	38	5-16	.313	0-0	---	1-2	.500	2	4	6	9	3-0	0	3	0	11	11.0	11
Jackson (TOT)	1-0	35	4-14	.286	1-6	.167	1-1	1.000	0	4	4	5	3-0	0	2	0	10	10.0	10
Blair	1-1	23	4-10	.400	0-0	---	1-2	.500	4	5	9	2	1-0	1	2	1	9	9.0	9
Diaw (TOT)	2-1	42	7-15	.467	0-5	.000	1-3	.333	1	6	7	7	1-0	0	1	0	15	7.5	8
Jefferson	1-1	20	2-2	1.000	2-2	1.000	0-0	---	0	1	1	1	4-0	0	2	0	6	6.0	6
Anderson	1-0	24	2-3	.667	0-0	---	1-2	.500	0	5	5	2	2-0	0	2	1	5	5.0	5
Splitter	1-0	18	2-6	.333	0-0	---	1-2	.500	2	2	4	0	2-0	0	1	1	5	5.0	5
Bonner	1-0	22	1-2	.500	1-2	.500	0-0	---	0	1	1	0	1-0	0	1	0	3	3.0	3
Ford	1-0	8	0-3	.000	0-1	.000	0-0	---	0	0	0	2	1-0	3	1	0	0	0.0	0
<b>SPURS</b>	<b>1</b>	<b>240</b>	<b>37-86</b>	<b>.430</b>	<b>8-20</b>	<b>.400</b>	<b>7-12</b>	<b>.583</b>	<b>10</b>	<b>32</b>	<b>42</b>	<b>20</b>	<b>19-0</b>	<b>8</b>	<b>15</b>	<b>5</b>	<b>89</b>	<b>89.0</b>	<b>89</b>
<b>BULLS</b>	<b>1</b>	<b>240</b>	<b>37-88</b>	<b>.420</b>	<b>7-15</b>	<b>.467</b>	<b>15-21</b>	<b>.714</b>	<b>13</b>	<b>37</b>	<b>50</b>	<b>16</b>	<b>15-0</b>	<b>7</b>	<b>16</b>	<b>3</b>	<b>96</b>	<b>96.0</b>	<b>96</b>

**BULLS VS. SPURS IN OVERTIME:**

DATE	LOCATION	SCORE	W-L
01/30/79	Chicago	108-112	L
03/05/93	Chicago	102-107	L
01/24/95	Chicago	102-104	L
11/03/97 (2 OT)	Chicago	87-83	W
11/07/05	Chicago	95-104	L
<b>TOTALS</b>	<b>5 GAMES</b>		<b>1-4 (.200)</b>



**Office:** 40 Bay Street, Suite 400, Toronto, Ontario M5J 2L2  
**Phone:** (416) 815-5600 **Website:** www.raptors.com  
**Home court:** Air Canada Centre (19,800 - opened in 1999)  
**Chairman of the Board, Maple Leaf Sports & Entertainment:** Larry Tanenbaum  
**President & General Manager:** Bryan Colangelo  
**Head Coach:** Dwane Casey  
**Assistant Coaches:** Johnny Davis, Tom Sterner, Scott Roth, Micah Nori  
**Assistant Coach/Player Development:** Eric Hughes  
**Director of Sports Science:** Alex McKechnie  
**Head Athletic Trainer:** Scott McCullough  
**Director, Media Relations:** Jim LaBumbard  
**Manager, Media Relations:** Roven Yau  
**Coordinator, Media Relations:** Phil Summers  
**Radio:** Sportsnet Radio The FAN 590 (590 AM) - Paul Jones, Eric Smith  
**TV:** TSN, TSN2, Sportsnet and Sportsnet One - Matt Devlin, Leo Rautins, Jack Armstrong, Sherman Hamilton  
**Team Colors:** Red, Black and Silver  
**Division:** Atlantic

### BULLS STREAKS:

Overall: 4-W  
 Home: 4-W  
 Road: 1-W

### 2012-2013 MEETINGS:

01/16 @ Toronto  
 04/09 @ Chicago  
 04/12 @ Toronto

### CHICAGO VS. TORONTO 2011-2012 SERIES: 3 GAMES, 3-0

DATE	SITE	BULLS	RAPTORS	BULLS HI-SCORER	RAPTORS HI-SCORER	BULLS HI-REBOUND	RAPTORS HI-REBOUND
01/14	CHI	77	64	Rose-18	Barbosa/DeRozan-15	Boozer-13	Johnson-13
03/21	TOR	94	82	Deng-17	DeRozan-23	Deng-10	Gray/Kleiza-8
03/24	CHI	102	101 (OT)	Boozer-24	Calderon/Johnson-20	Boozer/Deng-10	Forbes-13
<b>TOTALS</b>	<b>3</b>	<b>273</b>	<b>247</b>				
<b>AVERAGE</b>		<b>91.0</b>	<b>82.3</b>				

### BULLS ALL-TIME VS. RAPTORS: 35-28 (.556)

SEASON	HOME	ROAD	NEUTRAL
	W-L	W-L	W-L
1995-96	2-0	1-1	
1996-97	2-0	1-1	
1997-98	2-0	2-0	
1998-99	0-1	1-1	
1999-00	0-2	0-2	
2000-01	0-2	0-2	
2001-02	0-2	0-2	
2002-03	2-0	0-2	
2003-04	2-0	2-0	
2004-05	1-0	2-0	
2005-06	2-0	2-0	
2006-07	1-1	1-1	
2007-08	1-1	0-1	
2008-09	0-2	1-1	
2009-10	0-1	1-1	
2010-11	2-0	1-1	
2011-12	2-0	1-0	
<b>TOTALS</b>	<b>19-12</b>	<b>16-16</b>	<b>0-0</b>





**BIGGEST WIN/WORST LOSS:**

	DATE	LOCATION	SCORE	MARGIN
Biggest Win:	02/19/98	Toronto	123-86	37
	02/19/98	Toronto	123-86	37
Worst Loss:	12/05/09	Chicago	78-110	32

**LAST WIN/LOSS:**

	DATE	LOCATION	SCORE
Last Win:	03/24/12	Chicago	102-101 (OT)
Last Loss:	02/23/11	Toronto	113-118

**2011-2012 SEASON SERIES (3-0) CHICAGO BULLS VS. TORONTO**

PLAYER	G-GS	MIN	FG-FGA	PCT	3FG-FGA	PCT	FT-FTA	PCT	OFF	DEF	TOT	AST	PF-DO	STL	TO	BLK	PTS	AVG	HI
Watson	2-2	71	13-29	.448	5-12	.417	7-8	.875	3	4	7	4	3-0	2	5	1	38	19.0	23
Deng	3-3	132	22-56	.393	1-11	.091	9-14	.643	7	15	22	9	1-0	4	8	4	54	18.0	23
Rose	1-1	41	7-20	.350	2-6	.333	2-2	1.000	2	2	4	11	0-0	3	0	0	18	18.0	18
Boozer	3-3	98	23-43	.535	0-0	---	3-3	1.000	5	21	26	8	9-0	3	4	1	49	16.3	24
Gibson	3-0	73	10-21	.476	0-0	---	8-11	.727	9	16	25	2	6-0	3	5	4	28	9.3	11
Lucas	3-0	52	11-29	.379	4-12	.333	1-2	.500	1	4	5	11	2-0	1	0	0	27	9.0	13
Brewer	3-3	90	9-24	.375	0-2	.000	0-2	.000	2	10	12	7	1-0	2	1	1	18	6.0	12
Asik	3-0	51	3-8	.375	0-0	---	8-15	.533	9	6	15	0	5-0	1	2	5	14	4.7	10
Noah	3-3	66	7-16	.438	0-0	---	0-3	.000	5	17	22	8	4-0	1	2	3	14	4.7	8
Korver	3-0	63	5-18	.278	2-10	.200	1-1	1.000	2	4	6	2	6-0	3	1	0	13	4.3	10
Butler	1-0	8	0-3	.000	0-1	.000	0-0	---	0	1	1	0	0-0	0	0	0	0	0.0	0
<b>BULLS</b>	<b>3</b>	<b>745</b>	<b>110-267</b>	<b>.412</b>	<b>14-54</b>	<b>.259</b>	<b>39-61</b>	<b>.639</b>	<b>45</b>	<b>100</b>	<b>145</b>	<b>62</b>	<b>37-0</b>	<b>23</b>	<b>28</b>	<b>19</b>	<b>273</b>	<b>91.0</b>	<b>102</b>
<b>RAPTORS</b>	<b>3</b>	<b>745</b>	<b>104-258</b>	<b>.403</b>	<b>7-32</b>	<b>.219</b>	<b>32-43</b>	<b>.744</b>	<b>45</b>	<b>104</b>	<b>149</b>	<b>59</b>	<b>53-0</b>	<b>17</b>	<b>39</b>	<b>18</b>	<b>247</b>	<b>82.3</b>	<b>101</b>

**2011-2012 SEASON SERIES (0-3) TORONTO RAPTORS VS. CHICAGO**

PLAYER	G-GS	MIN	FG-FGA	PCT	3FG-FGA	PCT	FT-FTA	PCT	OFF	DEF	TOT	AST	PF-DO	STL	TO	BLK	PTS	AVG	HI
DeKozan	2-2	75	18-40	.450	1-3	.333	1-1	1.000	2	8	10	0	4-0	0	4	2	38	19.0	23
J. Johnson	3-2	97	21-39	.538	1-2	.500	5-6	.833	7	11	18	4	7-0	3	8	5	48	16.0	20
Barbosa	1-0	34	7-20	.350	1-2	.500	0-1	.000	2	4	6	1	0-0	0	0	0	15	15.0	15
Bargnani	2-2	70	6-28	.214	1-9	.111	12-14	.857	1	11	12	9	3-0	1	3	1	25	12.5	17
Calderon	3-3	121	12-29	.414	1-6	.167	6-6	1.000	3	6	9	26	3-0	2	11	0	31	10.3	20
A. Johnson	3-2	83	10-23	.435	0-0	---	2-4	.500	12	14	26	3	8-0	2	0	3	22	7.3	10
Forbes	3-1	82	9-26	.346	1-3	.333	2-4	.500	7	15	22	12	5-0	5	2	1	21	7.0	12
Gray	2-1	41	6-10	.600	0-0	---	0-0	---	4	12	16	1	6-0	1	3	2	12	6.0	6
Kleiza	3-0	56	7-22	.318	1-6	.167	2-3	.667	4	11	15	2	9-0	1	3	0	17	5.7	7
Davis	3-1	50	7-13	.538	0-0	---	2-4	.500	2	8	10	0	4-0	1	1	4	16	5.3	9
Magloire	1-0	20	1-5	.200	0-0	---	0-0	---	1	3	4	0	3-0	0	1	0	2	2.0	2
Bayless	1-0	1	0-0	---	0-0	---	0-0	---	0	0	0	0	0-0	1	0	0	0	0.0	0
Butler	1-1	14	0-3	.000	0-1	.000	0-0	---	0	1	1	1	1-0	0	0	0	0	0.0	0
<b>RAPTORS</b>	<b>3</b>	<b>745</b>	<b>104-258</b>	<b>.403</b>	<b>7-32</b>	<b>.219</b>	<b>32-43</b>	<b>.744</b>	<b>45</b>	<b>104</b>	<b>149</b>	<b>59</b>	<b>53-0</b>	<b>17</b>	<b>39</b>	<b>18</b>	<b>247</b>	<b>82.3</b>	<b>101</b>
<b>BULLS</b>	<b>3</b>	<b>745</b>	<b>110-267</b>	<b>.412</b>	<b>14-54</b>	<b>.259</b>	<b>39-61</b>	<b>.639</b>	<b>45</b>	<b>100</b>	<b>145</b>	<b>62</b>	<b>37-0</b>	<b>23</b>	<b>28</b>	<b>19</b>	<b>273</b>	<b>91.0</b>	<b>102</b>

**BULLS VS. RAPTORS IN OVERTIME:**

DATE	LOCATION	SCORE	W-L
02/28/99	Toronto	90-88	W
11/04/02	Toronto	102-105	L
04/11/04	Toronto	114-108	W
03/29/09	Toronto	129-134	L
03/24/12	Chicago	102-101	W
<b>TOTALS</b>	<b>5 GAMES</b>		<b>3-2 (.600)</b>



**Office:** 301 West South Temple, Salt Lake City, UT 84101  
**Phone:** (801) 325-2500 **Fax:** (801) 325-2578  
**Home Court:** EnergySolutions Arena (19,911 - opened in 1991)  
**Owner:** Gail Miller  
**Chief Executive Officer:** Greg Miller  
**President:** Randy Rigby  
**Executive Vice President, Basketball Operations:** Kevin O'Connor  
**General Manager:** Dennis Lindsey  
**Vice President of Player Personnel:** Walt Perrin  
**Head Coach:** Tyrone Corbin  
**Assistant Coaches:** Sidney Lowe, Jeff Hornacek, Michael Sanders  
**Assistant Coaches/Player Development:** Brad Jones, Mark McKown  
**Head Athletic Trainer:** Gary Briggs  
**Senior Vice President, Communications:** Linda Luchetti  
**Director, Communications:** Jonathan Rinehart  
**Senior Manager, Communications:** Derek Garduño  
**TV:** ROOT Sports (cable) - Craig Bolerjack, Matt Harpring  
**Radio:** KZNS 1280 AM/97.5 FM "The Zone" - David Locke, Ron Boone  
**Team Colors:** Navy, Dark Yellow, Dark Green and Gray  
**Division:** Northwest

**BULLS STREAKS:**

Overall: 3-W  
 Home: 2-W  
 Road: 1-W

**2012-2013 MEETINGS:**

02/08 @ Utah  
 03/08 @ Chicago

**CHICAGO VS. UTAH 2011-2012 SERIES: 1 GAME, 1-0**

DATE	SITE	BULLS	JAZZ	BULLS HI-SCORER	JAZZ HI-SCORER	BULLS HI-REBOUND	JAZZ HI-REBOUND
03/10	CHI	111	97	Boozer-27	Millsap-26	Boozer-8	Jefferson-8
<b>TOTALS</b>	<b>1</b>	<b>111</b>	<b>97</b>				
<b>AVERAGE</b>		<b>111.0</b>	<b>97.0</b>				

**BULLS ALL-TIME VS. JAZZ: 45-43 (.511)**

SEASON	HOME W-L	ROAD W-L	NEUTRAL W-L
(New Orleans)			
1974-75	2-0	2-0	
1975-76	0-2	2-0	
1976-77	2-0	2-0	
1977-78	2-0	0-2	
1978-79 (Utah)	2-0	0-2	
1979-80	2-1	0-3	
1980-81	1-0	1-0	
1981-82	0-1	1-0	
1982-83	1-0	0-1	
1983-84	0-1	1-0	
1984-85	0-1	0-1	
1985-86	1-0	0-1	
1986-87	0-1	0-1	
1987-88	1-0	1-0	
1988-89	0-1	0-1	
1989-90	0-1	0-1	
1990-91	1-0	1-0	
1991-92	1-0	0-1	
1992-93	1-0	1-0	

SEASON	HOME W-L	ROAD W-L	NEUTRAL W-L
1993-94	1-0	1-0	
1994-95	0-1	0-1	
1995-96	1-0	1-0	
1996-97	1-0	0-1	
1997-98	0-1	0-1	
1998-99	0-0	0-1	
1999-00	0-1	0-1	
2000-01	0-1	0-1	
2001-02	0-1	0-1	
2002-03	1-0	0-1	
2003-04	0-1	1-0	
2004-05	1-0	1-0	
2005-06	1-0	0-1	
2006-07	0-1	0-1	
2007-08	1-0	0-1	
2008-09	1-0	1-0	
2009-10	0-1	0-1	
2010-11	1-0	1-0	
2011-12	1-0	0-0	
<b>TOTALS</b>	<b>27-17</b>	<b>18-26</b>	<b>0-0</b>



**BIGGEST WIN/WORST LOSS:**

	DATE	LOCATION	SCORE	MARGIN
Biggest Win (UTA):	02/26/80	Chicago	105-85	20
	12/12/80	Chicago	118-98	20
Worst Loss (UTA):	11/18/00	Utah	64-109	45
Biggest Win (NO):	12/13/74	Chicago	109-76	33
Worst Loss (NO):	11/01/77	New Orleans	88-99	11

**LAST WIN/LOSS:**

	DATE	LOCATION	SCORE
Last Win:	03/10/12	Chicago	111-97
Last Loss:	03/09/10	Chicago	108-132

**2011-2012 SEASON SERIES (1-0) CHICAGO BULLS VS. UTAH**

PLAYER	G-GS	MIN	FG-FGA	PCT	3FG-FGA	PCT	FT-FTA	PCT	OFF	DEF	TOT	AST	PF-DO	STL	TO	BLK	PTS	AVG	HI
Boozer	1-1	41	13-17	.765	0-0	---	1-3	.333	2	6	8	2	4-0	1	5	0	27	27.0	27
Korver	1-1	39	10-16	.625	6-11	.545	0-0	---	0	7	7	6	5-0	1	0	1	26	26.0	26
Rose	1-1	35	7-13	.538	0-2	.000	10-11	.909	0	2	2	13	0-0	1	6	1	24	24.0	24
Brewer	1-1	29	4-11	.364	0-1	.000	3-4	.750	2	3	5	3	1-0	1	0	0	11	11.0	11
Butler	1-0	28	2-4	.500	0-0	---	4-6	.667	3	2	5	1	1-0	0	1	0	8	8.0	8
Lucas	1-0	13	3-6	.500	1-3	.333	0-0	---	1	2	3	2	0-0	1	2	0	7	7.0	7
Asik	1-1	33	2-5	.400	0-0	---	0-0	---	2	4	6	3	2-0	2	0	2	4	4.0	4
Gibson	1-0	19	2-4	.500	0-0	---	0-0	---	3	2	5	1	5-0	1	0	2	4	4.0	4
Scalabrine	1-0	2	0-1	.000	0-1	.000	0-0	---	1	0	1	0	0-0	0	0	0	0	0.0	0
<b>BULLS</b>	<b>1</b>	<b>240</b>	<b>43-77</b>	<b>.558</b>	<b>7-18</b>	<b>.389</b>	<b>18-24</b>	<b>.750</b>	<b>14</b>	<b>28</b>	<b>42</b>	<b>31</b>	<b>18-0</b>	<b>8</b>	<b>15</b>	<b>6</b>	<b>111</b>	<b>111.0</b>	<b>111</b>
<b>JAZZ</b>	<b>1</b>	<b>240</b>	<b>40-85</b>	<b>.471</b>	<b>0-3</b>	<b>.000</b>	<b>17-22</b>	<b>.773</b>	<b>14</b>	<b>17</b>	<b>31</b>	<b>24</b>	<b>14-0</b>	<b>9</b>	<b>13</b>	<b>4</b>	<b>97</b>	<b>97.0</b>	<b>97</b>

**2011-2012 SEASON SERIES (0-1) UTAH JAZZ VS. CHICAGO**

PLAYER	G-GS	MIN	FG-FGA	PCT	3FG-FGA	PCT	FT-FTA	PCT	OFF	DEF	TOT	AST	PF-DO	STL	TO	BLK	PTS	AVG	HI
Millsap	1-1	35	11-17	.647	0-1	.000	4-5	.800	4	3	7	1	2-0	4	1	0	26	26.0	26
Jefferson	1-1	33	8-19	.421	0-0	---	0-0	---	3	5	8	2	3-0	1	2	1	16	16.0	16
Howard	1-1	27	7-10	.700	0-0	---	1-3	.333	0	1	1	2	1-0	0	1	0	15	15.0	15
Burks	1-0	19	4-8	.500	0-0	---	3-4	.750	2	1	3	0	1-0	1	0	0	11	11.0	11
Hayward	1-1	27	3-6	.500	0-0	---	4-4	1.000	2	2	4	1	2-0	0	3	0	10	10.0	10
Tinsley	1-0	23	3-11	.273	0-1	.000	0-0	---	0	0	0	10	1-0	1	3	0	6	6.0	6
Kanter	1-0	7	2-4	.500	0-0	---	0-0	---	1	0	1	0	1-0	0	0	0	4	4.0	4
Miles	1-0	23	1-7	.143	0-1	.000	2-2	1.000	1	0	1	1	2-0	0	1	3	4	4.0	4
Watson	1-1	25	1-2	.500	0-0	---	1-2	.500	0	2	2	7	0-0	1	2	0	3	3.0	3
Favors	1-0	18	0-1	.000	0-0	---	2-2	1.000	1	3	4	0	1-0	1	0	0	2	2.0	2
Evans	1-0	2	0-0	---	0-0	---	0-0	---	0	0	0	0	0-0	0	0	0	0	0.0	0
<b>JAZZ</b>	<b>1</b>	<b>240</b>	<b>40-85</b>	<b>.471</b>	<b>0-3</b>	<b>.000</b>	<b>17-22</b>	<b>.773</b>	<b>14</b>	<b>17</b>	<b>31</b>	<b>24</b>	<b>14-0</b>	<b>9</b>	<b>13</b>	<b>4</b>	<b>97</b>	<b>97.0</b>	<b>97</b>
<b>BULLS</b>	<b>1</b>	<b>240</b>	<b>43-77</b>	<b>.558</b>	<b>7-18</b>	<b>.389</b>	<b>18-24</b>	<b>.750</b>	<b>14</b>	<b>28</b>	<b>42</b>	<b>31</b>	<b>18-0</b>	<b>8</b>	<b>15</b>	<b>6</b>	<b>111</b>	<b>111.0</b>	<b>111</b>

**BULLS VS. JAZZ IN OVERTIME:**

DATE	LOCATION	SCORE	W-L
02/03/92 (3 OT)	Utah	123-126	L
01/05/02	Chicago	111-113	L
02/06/06	Utah	107-109	L
<b>TOTALS</b>	<b>3 GAMES</b>		<b>0-3 (.000)</b>



**Office:** 601 F Street NW, Washington, DC 20004  
**Phone:** (202) 661-5000  
**Home Court:** Verizon Center (20,290 - opened in 1997)  
**Majority Owner:** Ted Leonsis  
**President:** Ernie Grunfeld  
**Head Coach:** Randy Wittman  
**Assistant Coaches:** Don Newman, Don Zierden, Sam Cassell, Jerry Sichting, Ryan Saunders, Gene Banks  
**Head Athletic Trainer:** Eric Waters  
**Senior Director, Communications:** Scott Hall  
**Director, Communications:** Patrick Rees  
**Communications Coordinator:** Daren Jenkins  
**Radio:** 106.7 The Fan - Dave Johnson, Glenn Consor  
**TV:** Comcast SportsNet - Steve Buckhantz, Phil Chenier, Chris Miller  
**Team Colors:** Red, White and Blue  
**Division:** Southeast

### BULLS STREAKS:

Overall: 1-L  
 Home: 1-L  
 Road: 4-W

### 2012-2013 MEETINGS:

12/29 @ Chicago  
 01/26 @ Washington  
 04/02 @ Washington  
 04/17 @ Chicago

### CHICAGO VS. WASHINGTON 2011-2012 SERIES: 3 GAMES, 2-1

DATE	SITE	BULLS	WIZARDS	BULLS HI-SCORER	WIZARDS HI-SCORER	BULLS HI-REBOUND	WIZARDS HI-REBOUND
01/11	CHI	78	64	Lucas-25	Crawford-14	Deng-15	McGee-14
01/30	WAS	98	88	Rose-35	Wall-20	Noah-13	Booker/McGee-9
04/16	CHI	84	87	Hamilton-22	Seraphin-21	Boozer-13	Seraphin-13
<b>TOTALS</b>	<b>3</b>	<b>260</b>	<b>239</b>				
<b>AVERAGE</b>		<b>86.7</b>	<b>79.7</b>				

### BULLS ALL-TIME VS. WIZARDS: 110-91 (.547)

SEASON	HOME W-L	ROAD W-L	NEUTRAL W-L	SEASON	HOME W-L	ROAD W-L	NEUTRAL W-L
(Baltimore)				1988-89	2-0	1-1	
1966-67	4-0	1-2	1-1	1989-90	2-0	1-1	
1967-68	2-1	3-1		1990-91	2-0	1-1	
1968-69	0-3	0-2	0-1	1991-92	2-0	2-0	
1969-70	0-2	0-2	1-1	1992-93	2-0	2-0	
1970-71	2-0	1-2		1993-94	2-0	2-0	
1971-72	2-1	2-0		1994-95	1-1	1-1	
1972-73	2-0	1-0	1-0	1995-96	2-0	2-0	
(Capital)				1996-97	1-0	1-1	
1973-74	2-0	1-1		1997-98	1-1	2-0	
(Washington)				1998-99	1-0	0-2	
1974-75	1-1	0-2		1999-00	1-1	1-1	
1975-76	0-2	0-2		2000-01	1-1	1-0	
1976-77	0-1	1-1		2001-02	1-1	0-2	
1977-78	2-0	0-1		2002-03	1-1	0-2	
1978-79	1-1	0-2		2003-04	1-1	0-2	
1979-80	0-1	0-1		2004-05	1-0	0-2	
1980-81	3-0	2-1		2005-06	2-0	1-1	
1981-82	2-1	0-3		2006-07	2-0	1-1	
1982-83	0-3	1-2		2007-08	0-2	1-0	
1983-84	2-1	0-3		2008-09	2-0	1-1	
1984-85	2-0	1-2		2009-10	1-0	1-1	
1985-86	1-2	0-2		2010-11	2-0	2-0	
1986-87	3-0	0-3		2011-12	1-1	1-0	
1987-88	2-1	1-2		<b>TOTALS</b>	<b>67-31</b>	<b>40-57</b>	<b>3-3</b>



## BIGGEST WIN/WORST LOSS:

	DATE	LOCATION	SCORE	MARGIN
Biggest Win (WAS):	04/15/07	Washington	101-68	33
Worst Loss (WAS):	01/26/78	Washington	107-135	28
Biggest Win (CAP):	10/19/73	Chicago	117-103	14
Worst Loss (CAP):	12/26/73	Largo, Md.	81-82	1
Biggest Win (BAL):	10/15/71	Chicago	106-82	24
Worst Loss (BAL):	12/13/66	New York	94-122	28

## LAST WIN/LOSS:

	DATE	LOCATION	SCORE
Last Win:	01/30/12	Washington	98-88
Last Loss:	04/16/12	Chicago	84-87

## 2011-2012 SEASON SERIES (2-1) CHICAGO BULLS VS. WASHINGTON

PLAYER	G-GS	MIN	FG-FGA	PCT	3FG-FGA	PCT	FT-FTA	PCT	OFF	DEF	TOT	AST	PF-DO	STL	TO	BLK	PTS	AVG	HI
Rose	1-1	41	10-20	.500	1-2	.500	14-15	.933	0	0	0	8	1-0	2	5	3	35	35.0	35
Hamilton	1-1	34	9-20	.450	1-3	.333	3-3	1.000	3	2	5	5	2-0	0	4	0	22	22.0	22
Lucas	2-1	58	12-34	.353	1-8	.125	2-2	1.000	4	6	10	9	2-0	1	4	0	27	13.5	25
Boozer	3-3	95	17-38	.447	0-1	.000	4-8	.500	5	22	27	6	6-0	0	2	0	38	12.7	18
Deng	1-1	45	5-21	.238	0-0	---	2-2	1.000	5	10	15	2	2-0	3	4	2	12	12.0	12
Korver	3-1	103	11-27	.407	7-21	.333	5-6	.833	2	14	16	8	8-0	1	4	0	34	11.3	17
Watson	2-1	43	6-17	.353	3-8	.375	2-2	1.000	0	2	2	11	5-0	1	5	0	17	8.5	17
Noah	3-3	87	10-18	.556	0-0	---	4-4	1.000	11	17	28	9	9-0	0	7	6	24	8.0	14
Gibson	3-0	55	8-16	.500	0-0	---	6-12	.500	8	4	12	1	3-0	1	6	3	22	7.3	9
Brewer	3-3	88	6-25	.240	0-3	.000	2-4	.500	5	8	13	2	3-0	9	6	1	14	4.7	6
Asik	3-0	50	3-8	.375	0-0	---	5-11	.455	8	13	21	0	5-0	1	3	6	11	3.7	8
Butler	3-0	19	2-4	.500	0-0	---	0-0	---	1	2	3	0	0-0	1	1	0	4	1.3	2
James	1-0	1	0-1	.000	0-0	---	0-0	---	0	0	0	0	0-0	0	0	0	0	0.0	0
Scalabrino	1-0	1	0-0	---	0-0	---	0-0	---	0	0	0	0	0-0	0	0	0	0	0.0	0
<b>BULLS</b>	<b>3</b>	<b>720</b>	<b>99-249</b>	<b>.398</b>	<b>13-46</b>	<b>.283</b>	<b>49-69</b>	<b>.710</b>	<b>52</b>	<b>100</b>	<b>152</b>	<b>61</b>	<b>46-0</b>	<b>20</b>	<b>52</b>	<b>21</b>	<b>260</b>	<b>86.7</b>	<b>98</b>
<b>WIZARDS</b>	<b>3</b>	<b>720</b>	<b>97-265</b>	<b>.366</b>	<b>10-41</b>	<b>.244</b>	<b>35-44</b>	<b>.795</b>	<b>45</b>	<b>89</b>	<b>134</b>	<b>52</b>	<b>56-0</b>	<b>26</b>	<b>45</b>	<b>31</b>	<b>239</b>	<b>79.7</b>	<b>88</b>

## 2011-2012 SEASON SERIES (1-2) WASHINGTON WIZARDS VS. CHICAGO

PLAYER	G-GS	MIN	FG-FGA	PCT	3FG-FGA	PCT	FT-FTA	PCT	OFF	DEF	TOT	AST	PF-DO	STL	TO	BLK	PTS	AVG	HI
Wall	3-3	111	16-44	.364	0-3	.000	15-18	.833	2	7	9	19	6-0	3	9	2	47	15.7	20
Evans	1-0	26	5-8	.625	1-2	.500	3-3	1.000	0	1	1	0	2-0	1	2	0	14	14.0	14
McGee	2-2	73	12-25	.480	0-0	---	2-3	.667	11	12	23	2	4-0	2	3	8	26	13.0	16
Booker	2-1	57	11-19	.579	0-0	---	0-1	.000	6	13	19	3	4-0	3	1	3	22	11.0	14
Crawford	3-1	83	11-41	.268	3-9	.333	8-9	.889	1	6	7	9	2-0	1	7	0	33	11.0	14
Young	2-2	62	9-31	.290	2-7	.286	2-2	1.000	2	6	8	2	5-0	3	4	2	22	11.0	17
Seraphin	3-1	65	12-26	.462	0-0	---	1-3	.333	10	8	18	0	4-0	3	6	9	25	8.3	21
J. Singleton	1-0	16	3-5	.600	0-0	---	0-0	---	1	4	5	0	4-0	2	0	2	6	6.0	6
Lewis	2-1	44	4-16	.250	1-6	.167	2-2	1.000	4	8	12	1	2-0	0	3	1	11	5.5	6
Martin	1-0	20	2-10	.200	1-6	.167	0-0	---	1	1	2	1	1-0	1	1	0	5	5.0	5
Cook (TOT)	2-0	31	3-7	.429	2-6	.333	0-0	---	1	10	11	1	1-0	1	0	0	8	4.0	6
Cook (WAS)	1-0	14	2-4	.500	2-4	.500	0-0	---	1	7	8	1	2-0	1	0	0	6	6.0	6
C. Singleton	3-2	49	4-9	.444	0-1	.000	0-1	.000	2	4	6	0	8-0	2	1	1	8	2.7	8
Vesely	3-2	52	4-12	.333	0-0	---	0-0	---	4	6	10	3	10-0	2	2	3	8	2.7	6
Mack	3-0	37	2-13	.154	0-2	.000	2-2	1.000	0	4	4	10	2-0	2	1	0	6	2.0	4
Mason	1-0	10	0-2	.000	0-1	.000	0-0	---	0	2	2	1	0-0	0	2	0	0	0.0	0
<b>WIZARDS</b>	<b>3</b>	<b>720</b>	<b>97-265</b>	<b>.366</b>	<b>10-41</b>	<b>.244</b>	<b>35-44</b>	<b>.795</b>	<b>45</b>	<b>89</b>	<b>134</b>	<b>52</b>	<b>56-0</b>	<b>26</b>	<b>45</b>	<b>31</b>	<b>239</b>	<b>79.7</b>	<b>88</b>
<b>BULLS</b>	<b>3</b>	<b>720</b>	<b>99-249</b>	<b>.398</b>	<b>13-46</b>	<b>.283</b>	<b>49-69</b>	<b>.710</b>	<b>52</b>	<b>100</b>	<b>152</b>	<b>61</b>	<b>46-0</b>	<b>20</b>	<b>52</b>	<b>21</b>	<b>260</b>	<b>86.7</b>	<b>98</b>

## BULLS VS. WIZARDS IN OVERTIME:

DATE	LOCATION	SCORE	W-L
01/02/76	Chicago	99-107	L
12/15/79	Chicago	113-115	L
11/11/83	Washington	124-125	L
01/06/84	Washington	89-96	L
04/09/84 (2 OT)	Washington	134-136	L
03/14/87	Washington	105-106	L
11/05/95	Chicago	99-100	L
12/30/99	Washington	117-112	W
01/15/10 (2 OT)	Chicago	121-119	W
<b>TOTALS</b>	<b>9 GAMES</b>		<b>2-7 (.222)</b>



**SCHAUMBURG**



**MIDTOWN**



**Mercedes-Benz  
of St. Charles**





beep beep, it's gurley leep

the gurley leep automotive family  
[www.gurleyleep.com](http://www.gurleyleep.com)  
[www.lujack.com](http://www.lujack.com)

Gurley  
Leep

Lujack's  
NORTH HAVEN  
AUTO PLAZA

# ALWAYS THE LOWEST PRICES

**GMC**

**PONTIAC**  
DIVISION OF GENERAL MOTORS

**BUICK**

**CHEVROLET**

**TOYOTA**

**Cadillac**

**VOLVO**

**SUZUKI**

**SCION**

## Family Owned **GROSSINGER AUTOGROUP**



Over the years we've learned that customers expect the best price and demand superior service.

At Grossinger we've been providing you with both since we opened our doors back in 1924.

**[grossinger.com](http://grossinger.com)**

- OVER 3000 VEHICLES TO CHOOSE
- FREE VEHICLE PICK UP & DROP OFF
- EXTENDED SERVICE HOURS
- SERVICE 7 DAYS A WEEK
- WE SERVICE ALL MAKES & MODELS



**Ya Gotta Go To...**

# *Grossinger*

### **GROSSINGER AUTOGROUP LINCOLNWOOD**

PONTIAC/GMC/BUICK/SUZUKI	6900 N. McCORMICK	847-674-9000
CADILLAC	6900 N. McCORMICK	847-674-9000
TOYOTA NORTH	7225 N. CICERO AVE.	847-675-7100
VOLVO	6750 N. LINCOLN AVE.	847-745-4251

### **GROSSINGER CITY AUTOPLEX CHICAGO**

CITY TOYOTA	1233 N. WELLS	312-884-6191
CITY CADILLAC	1241 N. WELLS	312-707-9600

### **GROSSINGER PALATINE**

CHEVROLET	151 E. LAKE COOK RD.	847-389-7700
-----------	----------------------	--------------



EVERY SEASON MATTERS.



2011/2012 SEASON





## JUNE, 2011

**June 23, 2011** - Drafted Norris Cole (28th overall), Jimmy Butler (30th) and Malcolm Lee (43rd) in the 2011 NBA Draft.

**June 23, 2011** - Acquired the draft rights to the No. 23 pick Nikola Mirotic from Minnesota in exchange for the draft rights to the No. 28 pick Norris Cole, No. 43 pick Malcolm Lee and cash considerations.

**June 29, 2011** - Exercised the fourth-year option on Taj Gibson.

## DECEMBER, 2011

**Dec. 9, 2011** - Signed rookie Jimmy Butler

**Dec. 12, 2011** - Re-signed Brian Scalabrine.

**Dec. 14, 2011** - Signed free agent Richard Hamilton.

**Dec. 16, 2011** - Waived guards Keith Bogans and Jannerro Pargo.

**Dec. 21, 2011** - Signed Derrick Rose to a multi-year contract extension.

**Dec. 25, 2011** - Chicago opened the 2011-12 season on the road in a Christmas Day matchup against the Los Angeles Lakers. The Bulls were down 87-81 with just under a minute to play. With :16.9 left in regulation, Luol Deng stole a pass from Kobe Bryant with Chicago down one point, Derrick Rose then sealed the victory for the Bulls by hitting a running hook shot with :04.8 left in the game. Both Rose (22 points and five assists) and Deng (21 points and seven rebounds) led the way for Chicago. Kobe Bryant posted a game-high 28 points for the Lakers.

**Dec. 29, 2011** - Chicago claimed its second road win of the season with a 108-98 win at Sacramento. Five Bulls players scored in double-figures, led by Carlos Boozer's double-double with 16 points and 15 rebounds. Chicago shot .538 from the field and dished out 25 assists to the Kings 13 assists.

**Dec. 30, 2011** - Chicago ended its four-game road trip with a win over the L.A. Clippers, 114-101. All five starters notched double-figures in scoring, led by Derrick Rose's 29 points and 16 assists. The Bulls outrebounded the Clippers 45-31. Blake Griffin scored a game-high 34 points and grabbed 13 rebounds for the Clippers.

## JANUARY, 2012

**Jan. 1, 2012** - Chicago opened the home portion of its season with a 104-64 victory over the Memphis Grizzlies. The Bulls held the Grizzlies to .310 shooting from the field, .111 from downtown and outrebounded Memphis 55-40. Ronnie Brewer led the way for Chicago posting 17 points, seven rebounds and five assists. Carlos Boozer tallied his second double-double of the season with 17 points and 11 boards.

**Jan. 3, 2012** - Both Derrick Rose (30 points and seven assists) and Luol Deng (21 points and eight rebounds) led Chicago to a comeback victory over the Atlanta Hawks, 76-74. Chicago outscored Atlanta 34-18 in the fourth quarter, after being outscored 56-42 in the first three quarters. With the win, Chicago recorded its fourth straight victory.

**Jan. 6, 2012** - The Bulls captured their sixth straight victory with a 97-83 win over the Orlando Magic. Derrick Rose (21 points), Luol Deng (21 points) and Carlos Boozer (20 points) all posted 20-point games for Chicago. The Bulls shot .571 from downtown and dished out 27 assists on the night.

**Jan. 9, 2012** - The Bulls downed the Detroit Pistons 92-68 at the United Center. Carlos Boozer had high-scoring honors with 23 points and eight rebounds, while Derrick Rose added 22 points and eight assists. Chicago held Detroit to nine points in the fourth quarter (outscored them 24-9) and outscored them in fast break points 18-6.

## JANUARY, 2012 (CONT.)

**Jan. 10, 2012** - Chicago won its sixth road game of the season defeating Minnesota, 111-100. Derrick Rose scored a game-high 31 points to go along with his 11 assists, while Luol Deng added a double-double with 21 points and 11 rebounds. The Bulls shot .531 from the field and .550 from the three-point line.

**Jan. 11, 2012** - Signed free agent Mike James.

**Jan. 11, 2012** - The Bulls completed their back-to-back-to-back set with a 78-64 win over the Washington Wizards. In his first career NBA start, John Lucas scored a game-high 25 points to go along with his eight assists and eight boards. Chicago outrebounded Washington 62-46 in the win.

**Jan. 13, 2012** - Chicago notched its fourth straight win with a 88-79 victory over the Boston Celtics. All five of Chicago's starters reached double-figures in scoring, led by Derrick Rose's 25 points and seven assists. The Bulls outscored the Celtics in points in the paint (38-34) and second-chance points (24-14).

**Jan. 16, 2012** - Derrick Rose was named Eastern Conference Player of the Week (Jan. 9 - Jan. 15).

**Jan. 17, 2012** - Carlos Boozer posted a game-high 31 points in Chicago's 118-97 win over the Phoenix Suns. The Bulls posted season highs for points in a quarter (39, first) and points in a half (67, first). C.J. Watson notched 23 points, five assists and four rebounds, while Joakim Noah tallied a double-double with 13 points and 12 rebounds. The win marked Chicago's fifth home win of the season.

**Jan. 23, 2012** - Chicago recorded its ninth win in 10 games by defeating the New Jersey Nets at the United Center, 110-95. Richard Hamilton posted 22 points and 10 assists, while Derrick Rose also scored 22 points and dished out eight assists. The Bulls tallied a season-high 33 assists and outrebounded the Nets 43-32.

**Jan. 27, 2012** - Derrick Rose scored a game-high 34 points, while both Carlos Boozer (20 points and 13 rebounds) and Joakim Noah (15 points and 16 rebounds) recorded double-doubles in Chicago's 107-100 win over the Milwaukee Bucks. With the win, Chicago improved its record to 17-4 on the season.

**Jan. 28, 2012** - Waived Mike James.

## FEBRUARY, 2012

**Feb. 1, 2012** - Head Coach Tom Thibodeau was named Eastern Conference Coach of the Month for December/January.

**Feb. 2, 2012** - Derrick Rose carried the Bulls to a 105-102 win over the Knicks at Madison Square Garden. Rose posted 32 points and dished out 13 assists, while C.J. Watson scored 12 points off the bench for Chicago. The Bulls outscored the Knicks' bench 25-6 and shot .527 from the field on the night. Carlos Boozer and Kyle Korver both scored 16 points for Chicago.

**Feb. 4, 2012** - The Bulls held the Bucks to .398 shooting from the field and .083 from downtown in their 113-90 win over Milwaukee at the Bradley Center. Derrick Rose led the way for Chicago posting 26 points, 13 assists and seven rebounds, while Luol Deng added 21 points and nine rebounds. Chicago outscored Milwaukee 67-43 in the first half and outrebounded the Bucks 53-39.

**Feb. 8, 2012** - Chicago blew out New Orleans 90-67 for its 13th road win of the season. 10 of the Bulls 12 players who saw action recorded one or more field goals on the night. Carlos Boozer posted 18 points and six rebounds, while Joakim Noah recorded a double-double with 13 points and 10 rebounds.



## FEBRUARY, 2012

**Feb. 10, 2012** – For the second game in a row Chicago defeated an opponent by at least 20 points, beating the Charlotte Bobcats 95-64. Chicago outrebounded Charlotte 53-44 and outscored the Bobcats 79-51 in the first three quarters. Joakim Noah notched a double-double with 17 points and 14 rebounds, while Omer Asik added 12 boards off the bench for Chicago.

**Feb. 14, 2012** – Signed Mike James.

**Feb. 14, 2012** – Luol Deng nearly notched a triple-double with 23 points, 11 assists and seven rebounds, as Chicago defeated Sacramento 121-115 to sweep the season series with the Kings. The Bulls dished out a season-high 33 assists and their 121 points also marked a season high. With the victory, Chicago moved to 24-7 on the season.

**Feb. 16, 2012** – Carlos Boozer (23 points and 15 rebounds) and Luol Deng (23 points and 10 assists) both propelled the Bulls to a 89-80 victory over the Boston Celtics at the United Center. Joakim Noah also posted a double-double with 15 points and 16 rebounds, while as a team the Bulls grabbed 52 rebounds and dished out 27 assists on the night.

**Feb. 22, 2012** – Joakim Noah recorded his first career triple-double with 13 points, 13 rebounds and 10 assists in a 110-91 win over the Milwaukee Bucks. All five of Chicago's starters scored 10 or more points, with Chicago shooting .544 from field. The Bulls outrebounded the Bucks 49-29 and dished out 32 assists on the night.

**Feb. 26, 2012** – Derrick Rose and Luol Deng were selected to play in the 2012 NBA All-Star Game in Orlando. It marked the first time since 1997 that Chicago had two players (Michael Jordan and Scottie Pippen) participate in the All-Star Game. It was Rose's third-straight All-Star nod (second as a starter), while it marked Deng's first All-Star Game appearance. Head Coach Tom Thibodeau and his staff coached the Eastern Conference All-Stars, while Assistant Coach Ron Adams coached the TEAM SHAQ squad in the Rising Stars Challenge.

**Feb. 29, 2012** – The Bulls won their fourth in a row with a 96-89 road win over the San Antonio Spurs. Derrick Rose led all scorers with 29 points, while Joakim Noah added a double-double with 10 points and 13 rebounds. Gary Neal posted 21 points off the bench for the Spurs. With the win, Chicago moved to 29-8 on the season.

## MARCH, 2012

**Mar. 4, 2012** – Derrick Rose was named Eastern Conference Player of the Week (Feb. 27 – Mar. 4).

**Mar. 4, 2012** – Derrick Rose scored 35 points to lead the Bulls to a 96-91 victory over the Philadelphia 76ers. The two teams were tied after three quarters, but Chicago outscored Philadelphia 32-27 in the fourth quarter to seal the win. Joakim Noah poured in 11 points and grabbed 18 rebounds, while Carlos Boozer added 13 points and seven rebounds for Chicago.

**Mar. 5, 2012** – Chicago defeated Indiana 92-72 in their second meeting of the season. Chicago's bench outscored Indiana's 46-28, behind a 13-point performance from John Lucas. As a team, the Bulls held the Pacers to .342 shooting from the floor and .188 from the three-point line.

**Mar. 7, 2012** – Chicago completed the season sweep of Milwaukee with a 106-104 victory at the Bradley Center. Derrick Rose led the way for Chicago with 30 points and 11 assists, while Joakim Noah added 20 points and 10 boards. Rose sealed the win for the Bulls by hitting the game winning shot at the end of regulation.

## MARCH, 2012 (CONT.)

**Mar. 12, 2012** – Derrick Rose scored 32 points and dished out seven assists in Chicago's 104-99 win over the Knicks at the United Center. As a team, Chicago outrebounded New York 56-38 (grabbing 22 offensive rebounds) and outscored the Knicks 50-42 in the paint. Taj Gibson was a big spark off the bench for the Bulls, posting a double-double with 15 points and 13 rebounds.

**Mar. 14, 2012** – Signed Mike James.

**Mar. 14, 2012** – Chicago won its third game in a row by knocking off the Heat 106-102 at the United Center. John Lucas carried the Bulls off the bench by scoring 24 points in 26:52 of action. Chicago's bench outscored Miami's 56-15. LeBron James (35 points) and Dwyane Wade (36 points) combined for 71 of the Heat's 102 points.

**Mar. 19, 2012** – Chicago won its fifth road game in a row by defeating the Magic 85-59. The Bulls held the Magic to 26 second half points (an opponent season-low) and .353 shooting from the field. Carlos Boozer led the way for Chicago posting 24 points and grabbing 13 rebounds, while John Lucas added 20 points off the bench for Chicago. Orlando's 59 points on the night was a Bulls franchise record-low for points allowed in a game.

**Mar. 24, 2012** – Luol Deng posted a double-double with 23 points and 10 rebounds to help the Bulls defeat the Raptors in overtime, 102-101. Deng hit the game winning putback layup with :001 left in overtime to seal the victory. Carlos Boozer also tallied a double-double with 24 points and 10 rebounds, while C.J. Watson added 23 points for the Bulls.

**Mar. 30, 2012** – The Bulls captured their 42nd win of the season with a 83-71 win over the Detroit Pistons. Chicago outrebounded Detroit 53-37, as four starters posted double figures in scoring. Luol Deng led the way for the Bulls with 20 points and nine rebounds, while Joakim Noah notched a double-double with 19 points and 12 rebounds.

## APRIL, 2012

**Apr. 2, 2012** – Head Coach Tom Thibodeau was named Eastern Conference Coach of the Month for March.

**Apr. 5, 2012** – Signed Mike James.

**Apr. 5, 2012** – Chicago won the season series over Boston (3-1), with a 93-86 win over the Celtics at the United Center. Luol Deng led all scorers with 26 points, to go along with his six rebounds. The Bulls outscored the Celtics 55-37 in the second half and outrebounded them 44-36. Joakim Noah added 17 points and nine rebounds in 34:15 of action.

**Apr. 10, 2012** – Richard Hamilton recorded 20 points, five assists and four rebounds in 20:35 of action to help Chicago defeat New York, 98-86. With the win, the Bulls won the season series over the Knicks 3-1 and captured their 44th win of the season. Luol Deng added 19 points and 10 rebounds, while Kyle Korver posted 14 points off the bench.

**Apr. 12, 2012** – C.J. Watson hit a three-pointer with :02.2 seconds remaining in regulation to force overtime against the Miami Heat. In overtime, Chicago outscored Miami 12-2 and went on to beat the Heat 96-86. Carlos Boozer posted 19 points and 11 rebounds, while the Bulls bench outscored the Heat's bench 47-7. Luol Deng added 16 points and five rebounds for Chicago.



## APRIL, 2012 (CONT.)

**Apr. 18, 2012** – Chicago defeated Charlotte 100-68 and captured its 22nd road win of the season. Richard Hamilton had a big game, posting 22 points and six assists, while Omer Asik tallied nine points and 15 rebounds off the bench. The Bulls outbounded the Bobcats 57-38 and held them to nine fourth quarter points.

**Apr. 21, 2012** – Luol Deng posted 22 points and six rebounds to lead Chicago to victory over the Dallas Mavericks at the United Center. The win marked the Bulls 25th home win of the season and pushed their record against Western Conference teams to 12-6 on the year. Richard Hamilton added 19 points for Chicago, while Joakim Noah grabbed a team high 14 rebounds.

**Apr. 25, 2012** – The Bulls won their final road game of the year with a 92-87 victory over the Indiana Pacers. Kyle Korver posted a big game off the bench posting 20 points in 21:48 of action. Chicago dished out 27 assists and outbounded Indiana 44-34. Joakim Noah added a double-double with 14 points and 14 rebounds, while Taj Gibson tallied 10 points off the bench.

**Apr. 26, 2012** – Chicago capped off its regular season finale with a 107-75 win over the Cavaliers. Five Bulls players posted 10 or more points, led by John Lucas' 25 points and Joakim Noah's 13 points and 12 rebounds. The victory marked Chicago's third straight win. Chicago finished the season with the league's best record (50-16) and the No. 1 seed in the Eastern Conference for the second straight season.

**Apr. 28, 2012** – As the 2012 Playoffs began, the Bulls hosted the No. 8 seed Philadelphia 76ers in the first round. Chicago led 53-42 after the first half and never looked back. The Bulls cruised to a 103-91 Game 1 victory, behind a 23 point, nine assists and nine rebound performance from Derrick Rose. Richard Hamilton also had a big game scoring 13 of his 19 points in the first half, while Joakim Noah posted a double-double with 12 points and 13 rebounds. Elton Brand led the 76ers with 19 points and seven rebounds.

## MAY, 2012

**May 1, 2012** – The Bulls led 55-47 after the first half in Game 2, but came out sluggish to start the third quarter. Philadelphia outscored Chicago 36-14 in the third quarter and went on to win Game 2, 109-92. Jrue Holiday scored a game-high 26 points for the 76ers, while Louis Williams posted 20 points and six assists off the bench for Philly. Joakim Noah led the way for Chicago, tallying 21 points, eight rebounds and five assists.

## MAY, 2012 (CONT.)

**May 4, 2012** – Chicago took a 60-51 lead into the fourth quarter of Game 3, but got outscored 28-14 by Philly in the final quarter. Spencer Hawes posted 21 points and nine rebounds to help Philly win 79-74. Carlos Boozer led the way for Chicago with 18 points and 10 rebounds, while Jrue Holiday had another big game for the 76ers with 17 points, six rebounds and six assists.

**May 6, 2012** – Looking to even the series at two games apiece, Chicago came out slow in Game 4 trailing by nine points after the first quarter. The Bulls cut the lead to one point at the end of the third quarter, but eventually fell short 89-82. Both Carlos Boozer (23 points and 11 rebounds) and Taj Gibson (14 points and 12 rebounds) recorded double-doubles for the Bulls. Spencer Hawes again led the way for Philly with 22 points and eight rebounds, while Jrue Holiday posted 20 points, eight rebounds and six assists.

**May 8, 2012** – Luol Deng's 24 points and eight rebounds helped lead Chicago to a 77-69 Game 5 victory at the United Center. Both teams got out to slow starts, only tallying a combined 61 first half points (35-26). Chicago held Philly to .321 from the field and 182 from beyond the arc. Carlos Boozer had another big game recording his third double-double of the series with 19 points and 13 assists.

**May 10, 2012** – Chicago looked to extend the series as Game 6 moved back to the Wells Fargo Center in Philadelphia. In this must win game for Chicago, the two teams were tied going into the fourth quarter. The Bulls led by one with :05.9 remaining in regulation. With :02.2 left in the game Andre Iguodala sealed the series for the 76ers hitting two free throws and giving Philly the win, 79-78. Luol Deng recorded 19 points and 17 rebounds, while Taj Gibson had 14 points and five boards off the bench, as Chicago was eliminated from the playoffs.

**May 23, 2012** – The NBA announced Luol Deng as a selection to the 2011-12 NBA All-Defensive Second Team.

## NOTE

The Chicago Bulls led the NBA in home attendance with an average of 22,161 fans per game. During the 2011-12 campaign, the Bulls ranked first in the league in attendance, as they sold out every game at the United Center. Chicago has now recorded 86 sellouts in a row.



# 2011-2012 REGULAR SEASON STATISTICS

FRONT OFFICE | BALL OPS. | PLAYERS: THE NBA | OPPONENTS | 2011-12 SEASON | RECORDS | PLAYOFFS | HISTORY | COMMUNITY | MEDIA | CONTENTS

## CHICAGO BULLS 2011-2012 REGULAR SEASON STATISTICS (50-16)

PLAYER	G	GS	MIN	- FIELD GOALS -			- 3-POINT FG -			- FREE THROWS -			- REBOUNDS -			AST	PF	DO	STL	TO	BLK	PTS	AVG
				FG	FGA	PCT	FG	FGA	PCT	FT	FTA	PCT	OFF	DEF	TOT								
Rose	39	39	1375	302	695	.435	54	173	.312	194	239	.812	26	105	131	307	52	0	35	119	28	852	21.8
Deng	54	54	2129	311	755	.412	79	215	.367	127	165	.770	77	273	350	157	81	0	56	96	36	828	15.3
Boozer	66	66	1948	448	842	.532	0	1	.000	95	137	.693	114	450	564	125	168	1	63	115	24	991	15.0
Hamilton	28	28	697	140	310	.452	17	46	.370	29	37	.784	20	46	66	84	56	0	12	49	1	326	11.6
Noah	64	64	1945	249	490	.508	0	1	.000	154	206	.748	242	387	629	160	162	1	41	92	92	652	10.2
Watson	49	25	1159	161	437	.368	68	173	.393	84	104	.808	21	84	105	200	103	0	45	97	8	474	9.7
Korver	65	7	1469	178	412	.432	118	271	.435	55	66	.833	26	133	159	112	110	0	36	53	15	529	8.1
Gibson	63	0	1284	200	404	.495	0	0	---	84	135	.622	135	197	332	47	131	1	27	60	81	484	7.7
Lucas	49	2	726	143	358	.399	55	140	.393	28	32	.875	22	54	76	108	42	0	19	42	1	369	7.5
Brewer	66	43	1635	190	445	.427	19	69	.275	56	100	.560	72	159	231	137	64	0	72	59	21	455	6.9
James	11	0	120	20	49	.408	6	10	.600	7	8	.875	2	8	10	29	20	2	4	14	2	53	4.8
Asik	66	2	971	79	156	.506	0	0	---	47	103	.456	127	223	350	32	121	0	30	68	68	205	3.1
Butler	42	0	359	32	79	.405	2	11	.182	43	56	.768	23	33	56	14	20	0	11	14	5	109	2.6
Scalabrino	28	0	122	14	30	.467	1	7	.143	3	6	.500	8	13	21	15	9	0	5	9	6	32	1.1
<b>BULLS</b>	<b>66</b>	<b>-</b>	<b>15940</b>	<b>2467</b>	<b>5462</b>	<b>.452</b>	<b>419</b>	<b>1117</b>	<b>.375</b>	<b>1006</b>	<b>1394</b>	<b>.722</b>	<b>915</b>	<b>2165</b>	<b>3080</b>	<b>1527</b>	<b>1139</b>	<b>5</b>	<b>456</b>	<b>923</b>	<b>388</b>	<b>6359</b>	<b>96.3</b>
<b>OPPONENTS</b>	<b>66</b>	<b>-</b>	<b>15940</b>	<b>2284</b>	<b>5420</b>	<b>.421</b>	<b>305</b>	<b>939</b>	<b>.325</b>	<b>946</b>	<b>1279</b>	<b>.740</b>	<b>750</b>	<b>1889</b>	<b>2639</b>	<b>1245</b>	<b>1166</b>	<b>3</b>	<b>490</b>	<b>876</b>	<b>343</b>	<b>5819</b>	<b>88.2</b>

PLAYER	- SINGLE-GAME HIGHS -							- AVERAGE PER GAME -							- CAREER HIGHS (C-SET, T-TIED THIS SEASON) -						
	MIN	REB	AST	STL	TO	BLK	PTS	MIN	REB	AST	STL	TO	BLK	PTS	FG	FGA	FT	FTA	REB	AST	PTS
Rose	45	8	16	3	8	3	35	35.3	3.4	7.9	0.90	3.1	0.72	21.8	18	33	18	21	12	17	42
Deng	50	16	11	4	4	2	26	39.4	6.5	2.9	1.04	1.8	0.67	15.3	18	27	11	15	20	11C	40
Boozer	42	16	7	4	5	2	31	29.5	8.5	1.9	0.95	1.7	0.36	15.0	18	26	16	18	23	10	41
Hamilton	42	5	10	3	5	1	22	24.9	2.4	3.0	0.43	1.8	0.04	11.6	19	37	20	20	11	16	51
Noah	42	18	10	3	5	5	22	30.4	9.8	2.5	0.64	1.4	1.44	10.2	10T	16	11	13	21	10C	26
Watson	42	7	11	4	6	2	23	23.7	2.1	4.1	0.92	2.0	0.16	9.7	16	24	16	16	8	12	40
Korver	45	8	6	3	3	3	26	22.6	2.4	1.7	0.55	0.8	0.23	8.1	11	20	10	10	11	9	31
Gibson	31	13	4	2	4	5	19	20.4	5.3	0.7	0.43	1.0	1.29	7.7	9	16	8	10	18	4T	22
Lucas	46	8	9	2	4	1	25	14.8	1.6	2.2	0.39	0.9	0.02	7.5	11C	28C	4T	5	8C	9C	25C
Brewer	43	10	7	5	4	2	20	24.8	3.5	2.1	1.09	0.9	0.32	6.9	11	19	9	14	10T	10	26
James	24	3	10	1	3	1	16	10.9	0.9	2.6	0.36	1.3	0.18	4.8	15	28	18	18	11	13	39
Asik	39	15	3	3	4	5	11	14.7	5.3	0.5	0.45	1.0	1.03	3.1	6	8T	6C	10C	16	3C	14
Butler	29	5	2	2	2	2	12	8.5	1.3	0.3	0.26	0.3	0.12	2.6	4C	8C	6C	7C	5C	2C	12C
Scalabrino	23	3	4	2	1	1	5	4.4	0.8	0.5	0.18	0.3	0.21	1.1	12	17	8	8	11	5	29
<b>BULLS</b>	<b>265</b>	<b>62</b>	<b>33</b>	<b>14</b>	<b>21</b>	<b>16</b>	<b>121</b>	<b>241.5</b>	<b>46.7</b>	<b>23.1</b>	<b>6.91</b>	<b>14.0</b>	<b>5.88</b>	<b>96.3</b>	<b>67</b>	<b>131</b>	<b>56</b>	<b>71</b>	<b>82</b>	<b>52</b>	<b>156</b>
<b>OPPONENTS</b>	<b>265</b>	<b>58</b>	<b>32</b>	<b>16</b>	<b>20</b>	<b>13</b>	<b>115</b>	<b>241.5</b>	<b>40.0</b>	<b>18.9</b>	<b>7.42</b>	<b>13.3</b>	<b>5.20</b>	<b>88.2</b>	<b>67</b>	<b>124</b>	<b>48</b>	<b>64</b>	<b>81</b>	<b>47</b>	<b>158</b>



## RECORDS

	RECORD	HOME	ROAD	OT
<b>OVERALL</b>	<b>50-16</b>	<b>26-7</b>	<b>24-9</b>	<b>3-1</b>
Atlantic	13-4	8-1	5-3	1-1
Central	13-1	6-1	7-0	1-0
Southeast	12-5	6-2	6-3	1-0
<b>EASTERN</b>	<b>38-10</b>	<b>20-4</b>	<b>18-6</b>	<b>3-1</b>
Southwest	5-2	3-1	2-1	
Northwest	2-3	1-2	1-1	
Pacific	5-1	2-0	3-1	
<b>WESTERN</b>	<b>12-6</b>	<b>6-3</b>	<b>6-3</b>	

## AT START OF:

	OVERALL	HOME	ROAD
<b>2nd Qtr.</b>			
- Ahead	36-3	15-3	21-0
- Behind	12-13	9-4	3-9
- Tied	2-0	2-0	0-0
<b>3rd Qtr.</b>			
- Ahead	39-3	17-3	22-0
- Behind	10-13	8-4	2-9
- Tied	1-0	1-0	1-0
<b>4th Qtr.</b>			
- Ahead	41-3	23-2	18-1
- Behind	7-13	3-5	4-8
- Tied	2-0	0-0	2-0

## BY FIELD GOAL PERCENTAGE

	OVERALL	HOME	ROAD
-44%	20-14	13-5	7-9
45-49%	14-2	7-2	7-0
50-54%	12-0	4-0	8-0
55-59%	4-0	2-0	2-0
+60%	0-0	0-0	0-0

## STREAKS

	OVERALL	HOME	ROAD
Current	3 Wins	2 Wins	1 Wins
Long Win	8 Wins	8 Wins	7 Wins
Long Loss	2 Losses	1 Losses	2 Losses
Last Win	04/26/12	04/26/12	04/25/12
Last Loss	04/19/12	04/16/12	04/19/12

## INDIVIDUAL SEASON HIGHS

CATEGORY	BULLS	OPPONENTS
<b>POINTS</b>	35 - Derrick Rose, at PHI (03/04/12) *	43 - Carmelo Anthony, at NY (04/08/12)
<b>FIELD GOALS</b>	14 - Derrick Rose, vs. MIL (01/27/12) *	16 - Carmelo Anthony, at NY (04/08/12) *
<b>3-PT. FIELD GOALS</b>	6 - Kyle Korver, vs. UTH (03/10/12) *	5 - Jannero Pargo, vs. ATL (02/20/12) *
<b>FREE THROWS</b>	14 - Derrick Rose, at MIL (03/07/12) *	13 - Rodney Stuckey, at DET (04/15/12)
<b>TOTAL REBOUNDS</b>	18 - Joakim Noah, at PHI (03/04/12)	18 - Dwight Howard, vs. ORL (03/08/12) *
<b>DEFENSIVE REBOUNDS</b>	15 - Carlos Boozer, vs. BOS (02/16/12)	13 - Tyson Chandler, vs. NY (04/10/12) *
<b>OFFENSIVE REBOUNDS</b>	13 - Joakim Noah, at DET (04/15/12)	10 - Tyson Chandler, at NY (04/08/12)
<b>ASSISTS</b>	16 - Derrick Rose, at LAC (12/30/11)	15 - Rajon Rondo, at BOS (02/12/12)
<b>STEALS</b>	5 - Ronnie Brewer, vs. WAS (04/16/12)	6 - Stephen Curry, at GS (12/26/11)
<b>TURNOVERS</b>	8 - Derrick Rose, at NY (04/08/12)	8 - Kobe Bryant, at LAL (12/25/11)
<b>BLOCKS</b>	5 - Joakim Noah, vs. WAS (04/16/12) *	6 - Josh Smith, at ATL (01/07/12)
<b>MINUTES</b>	49:40 - Luol Deng, at NY (04/08/12)	47:18 - LeBron James, vs. MIA (04/12/12)

\* Most recent



## 2011-2012 TEAM SEASON HIGHS

CATEGORY	BULLS	OPPONENTS
POINTS	121, vs. Sacramento (02/14/12)	115, vs. Sacramento (02/14/12)
FIELD GOALS	48, at Milwaukee (02/04/12)	47, at Memphis (01/16/12) *
FIELD GOAL ATTEMPTS	103, vs. Toronto (03/24/12)	102, at New York (04/08/12)
FIELD GOAL PERCENTAGE	57.3, vs. New Jersey (01/23/12)	.566, at Atlanta (01/07/12)
3-PT. FIELD GOALS	14, at Milwaukee (02/04/12)	11, vs. Portland (03/16/12) *
3-PT. FIELD GOAL ATTEMPTS	30, at Milwaukee (02/04/12)	34, at New York (04/08/12)
3-PT. FIELD GOAL PERCENTAGE	66.7, at Cleveland (01/20/12)	.750, at Atlanta (01/07/12)
FREE THROWS	29, at L.A. Clippers (12/30/11)	30, at Miami (01/29/12)
FREE THROW ATTEMPTS	34, at L.A. Clippers (12/30/11)	40, at Miami (01/29/12)
FREE THROW PERCENTAGE	1.000, at Indiana (04/25/12)	1.000, at Toronto (03/21/12) *
REBOUNDS	62, vs. Washington (01/11/12)	58, vs. Toronto (03/24/12)
OFFENSIVE REBOUNDS	23, vs. Washington (01/11/12)	22, vs. Toronto (03/24/12)
DEFENSIVE REBOUNDS	48, vs. Cleveland (04/26/12)	37, at Oklahoma City (04/01/12)
ASSISTS	33, vs. Sacramento (02/14/12) *	32, at Atlanta (01/07/12)
PERSONAL FOULS	28, at Miami (01/29/12)	26, at New York (04/08/12)
STEALS	14, at L.A. Lakers (12/25/11)	16, at Atlanta (01/07/12) *
TURNOVERS	21, at Detroit (04/15/12)	20, vs. Toronto (03/24/12) *
BLOCKS	16, at Cleveland (01/20/12)	13, vs. New York (03/12/12)

## 2011-2012 TEAM SEASON LOWS

CATEGORY	BULLS	OPPONENTS
POINTS	72, at Miami (04/19/12)	59, at Orlando (03/19/12)
FIELD GOALS	25, at Miami (04/19/12)	24, at Orlando (03/19/12)
FIELD GOAL ATTEMPTS	70, at Miami (04/19/12)	68, at Orlando (03/19/12)
FIELD GOAL PERCENTAGE	.330, at Oklahoma City (04/01/12)	.298, at Charlotte (04/18/12)
3-PT. FIELD GOALS	1, at Memphis (01/16/12)	0, vs. Utah (03/10/12)
3-PT. FIELD GOAL ATTEMPTS	10, vs. Phoenix (01/17/12)	3, vs. Utah (03/10/12)
3-PT. FIELD GOAL PERCENTAGE	.083, at Memphis (01/16/12)	.000, vs. Utah (03/10/12)
FREE THROWS	3, at Milwaukee (02/04/12)	1, vs. Toronto (01/14/12)
FREE THROW ATTEMPTS	4, at Milwaukee (02/04/12)	6, at Atlanta (01/07/12)
FREE THROW PERCENTAGE	.471, vs. Houston (04/02/12)	.143, at Toronto (01/14/12)
REBOUNDS	32, vs. Denver (03/26/12)	29, vs. Milwaukee (02/22/12)
OFFENSIVE REBOUNDS	5, vs. Denver (03/26/12)	3, at Oklahoma City (04/01/12)
DEFENSIVE REBOUNDS	21, at Memphis (01/16/12)	17, vs. Utah (03/10/12) *
ASSISTS	12, at Memphis (01/16/12)	8, vs. Cleveland (04/26/12)
PERSONAL FOULS	7, vs. Toronto (01/14/12)	9, vs. Cleveland (04/26/12)
STEALS	2, at Philadelphia (03/05/12)	2, at Atlanta (03/28/12) *
TURNOVERS	5, vs. Toronto (01/14/12)	6, at Charlotte (04/18/12) *
BLOCKS	1, at New Orleans (02/08/12)	1, vs. Philadelphia (03/17/12) *

\* Most recent

# 2011-2012 SCORING BREAKDOWN ★ ★ ★ ★



MEDIA COMMUNITY HISTORY PLAYOFFS RECORDS 2011-12 SEASON OPPONENTS THE NBA PLAYERS BALL OPS. FRONT OFFICE

GAME	BULLS-OPP. PAINT	BULLS-OPP. SECOND CHANCE	BULLS-OPP. FAST BREAK	LEAD CHANGES	TIES	BULLS BIG LEAD	OPP. BIG LEAD	TOTAL RECORD
12/25 @ LAL	42-42	12-16	12-10	13	8	8	11	1-0
12/26 @ GS	32-42	14-2	17-20	3	8	2	19	1-1
12/29 @ SAC	54-48	14-22	33-14	3	1	15	3	2-1
12/30 @ LAC	40-46	19-15	10-9	9	6	15	8	3-1
01/01 vs. MEM	48-28	16-12	33-13	1	1	46	2	4-1
01/03 vs. ATL	32-28	8-13	18-6	3	2	19	2	5-1
01/04 @ DET	44-46	10-16	25-11	0	0	20	--	6-1
01/06 @ ORL	38-40	18-8	11-4	5	5	17	8	7-1
01/07 @ ATL	48-54	22-9	17-27	0	0	--	29	7-2
01/09 vs. DET	22-28	8-4	18-6	0	3	26	--	8-2
01/10 @ MIN	40-24	19-15	16-18	0	3	24	--	9-2
01/11 vs. WAS	40-30	22-10	4-7	6	4	14	4	10-2
01/13 @ BOS	38-34	24-14	4-4	0	0	20	--	11-2
01/14 vs. TOR	36-32	10-15	12-8	4	8	15	2	12-2
01/16 @ MEM	50-62	22-21	13-17	0	0	--	27	12-3
01/17 vs. PHO	44-34	8-6	13-11	4	1	28	3	13-3
01/20 @ CLE	50-28	18-13	18-9	6	1	42	1	14-3
01/21 vs. CHA	42-34	8-8	8-10	11	6	19	3	15-3
01/23 vs. NJ	48-34	11-18	16-7	2	0	21	1	16-3
01/25 vs. IND	40-50	19-13	20-10	8	5	10	7	16-4
01/27 vs. MIL	56-42	25-17	16-8	11	2	14	5	17-4
01/29 @ MIA	44-36	15-9	15-14	0	4	0	12	17-5
01/30 @ WAS	32-50	15-17	5-16	0	1	22	0	18-5
02/01 @ PHI	28-46	8-13	4-21	3	5	6	20	18-6
02/02 @ NY	38-48	13-14	12-4	10	3	13	2	19-6
02/04 @ MIL	50-42	18-16	16-14	1	1	28	2	20-6
02/06 @ NJ	38-28	10-11	23-8	0	0	32	--	21-6
02/08 @ NO	58-40	16-6	12-1	0	0	28	--	22-6
02/10 @ CHA	54-30	22-12	10-8	0	0	32	--	23-6
02/12 @ BOS	40-38	20-6	7-33	--	2	--	14	23-7
02/14 vs. SAC	54-54	13-25	17-17	2	4	19	5	24-7
02/16 vs. BOS	36-34	12-6	12-12	9	6	16	8	25-7
02/18 vs. NJ	36-32	12-16	11-18	0	1	--	22	25-8
02/20 vs. ATL	36-26	18-4	14-18	2	0	21	5	26-8
02/22 vs. MIL	52-48	19-12	16-15	1	5	22	4	27-8
02/28 vs. NO	60-46	17-15	22-13	8	7	11	4	28-8
02/29 @ SAN	40-42	15-7	8-6	5	6	11	8	29-8
03/02 @ CLE	42-36	13-15	8-8	8	6	28	2	30-8
03/04 @ PHI	44-36	13-14	12-18	10	11	13	8	31-8
03/05 vs. IND	30-32	20-4	15-14	14	4	22	3	32-8
03/07 @ MIL	58-52	16-19	12-17	18	13	9	3	33-8
03/08 vs. ORL	34-30	18-20	4-15	4	3	2	18	33-9
03/10 vs. UTA	42-62	13-16	18-19	5	4	23	5	34-9
03/12 vs. NY	50-42	24-6	28-22	17	13	9	5	35-9
03/14 vs. MIA	38-38	21-7	15-15	4	4	17	6	36-9
03/16 vs. POR	32-30	15-16	5-6	3	5	8	11	36-10
03/17 vs. PHI	22-40	12-14	5-19	3	1	12	14	37-10
03/19 @ ORL	32-34	10-6	11-5	5	1	26	5	38-10
03/21 @ TOR	36-42	15-10	14-12	7	12	13	12	39-10
03/24 vs. TOR	64-46	32-16	23-5	18	17	4	12	40-10
03/26 vs. DEN	24-54	8-11	18-23	5	5	8	19	40-11
03/28 @ ATL	42-30	15-14	8-11	1	2	21	8	41-11
03/30 vs. DET	38-24	17-13	9-4	8	1	12	8	42-11
04/01 @ OKC	20-30	17-8	14-12	0	0	--	30	42-12
04/02 vs. HOU	48-36	26-10	14-11	4	4	15	14	42-13
04/05 vs. BOS	32-30	15-14	11-16	4	5	10	13	43-13
04/08 @ NY	40-44	20-17	8-6	4	4	10	21	43-14
04/10 vs. NY	40-28	25-5	14-10	8	1	15	6	44-14
04/12 vs. MIA	28-36	19-8	12-9	9	6	10	10	45-14
04/15 @ DET	38-42	16-12	15-10	12	11	14	6	46-14
04/16 vs. WAS	48-22	10-8	2-20	11	13	11	7	46-15
04/18 @ CHA	38-30	18-11	16-13	2	5	34	1	47-15
04/19 @ MIA	20-36	5-8	7-5	17	6	3	13	47-16
04/21 vs. DAL	32-26	12-7	15-6	2	0	15	0	48-16
04/25 @ IND	24-32	13-6	8-7	0	0	15	0	49-16
04/26 vs. CLE	52-28	16-16	18-3	1	1	32	6	50-16





# ★ ★ ★ ★ RECORD VS. EACH TEAM

**BULLS RECORD:** W-50 L-16 PCT. .758  
**HOME:** W-26 L-7 PCT. .788  
**AWAY:** W-24 L-9 PCT. .727

## EASTERN CONFERENCE

OPPONENT	HOME		ROAD		TOTAL	
	W-L	PCT.	W-L	PCT.	W-L	PCT.
Atlanta	2-0	1.000	1-1	.500	3-1	.750
Boston	2-0	1.000	1-1	.500	3-1	.750
Charlotte	1-0	1.000	2-0	1.000	3-0	1.000
Cleveland	1-0	1.000	2-0	1.000	3-0	1.000
Detroit	2-0	1.000	2-0	1.000	4-0	1.000
Indiana	1-1	.500	1-0	1.000	2-1	.667
Miami	2-0	1.000	0-2	.000	2-2	.500
Milwaukee	2-0	1.000	2-0	1.000	4-0	1.000
New Jersey	1-1	.500	1-0	1.000	2-1	.667
New York	2-0	1.000	1-1	.500	3-1	.750
Orlando	0-1	.000	2-0	1.000	2-1	.667
Philadelphia	1-0	1.000	1-1	.500	2-1	.667
Toronto	2-0	1.000	1-0	1.000	3-0	1.000
Washington	1-1	.500	1-0	1.000	2-1	.667
<b>TOTALS</b>	<b>20-4</b>	<b>.833</b>	<b>18-6</b>	<b>.750</b>	<b>38-10</b>	<b>.792</b>

## WESTERN CONFERENCE

OPPONENT	HOME		ROAD		TOTAL	
	W-L	PCT.	W-L	PCT.	W-L	PCT.
Dallas	1-0	1.000	0-0	.000	1-0	1.000
Denver	0-1	.000	0-0	.000	0-1	.000
Golden State	0-0	.000	0-1	.000	0-1	.000
Houston	0-1	.000	0-0	.000	0-1	.000
L.A. Clippers	0-0	.000	1-0	1.000	1-0	1.000
L.A. Lakers	0-0	.000	1-0	1.000	1-0	1.000
Memphis	1-0	1.000	0-1	.000	1-1	.500
Minnesota	0-0	.000	1-0	1.000	1-0	1.000
New Orleans	1-0	1.000	1-0	1.000	2-0	1.000
Oklahoma City	0-0	.000	0-1	.000	0-1	.000
Phoenix	1-0	1.000	0-0	.000	1-0	1.000
Portland	0-1	.000	0-0	.000	0-1	.000
Sacramento	1-0	1.000	1-0	1.000	2-0	1.000
San Antonio	0-0	.000	1-0	1.000	1-0	1.000
Utah	1-0	1.000	0-0	.000	1-0	1.000
<b>TOTALS</b>	<b>6-3</b>	<b>.667</b>	<b>6-3</b>	<b>.667</b>	<b>12-6</b>	<b>.667</b>

## RECORDS BY MONTH

MONTH	HOME		ROAD		TOTAL	
	W-L	PCT.	W-L	PCT.	W-L	PCT.
December	0-0	.000	3-1	.750	3-1	.750
January	9-1	.900	6-3	.667	15-4	.789
February	5-1	.833	6-2	.750	11-3	.786
March	7-3	.700	6-0	1.000	13-3	.813
April	5-2	.714	3-3	.500	8-5	.615

# ALWAYS THE LOWEST PRICES

**GMC**

**PONTIAC**  
DRIVING EXCITEMENT

**BUICK**

**CHEVROLET**

**TOYOTA**

**Cadillac**

**VOLVO**

**SUZUKI**

**SCION**

## Family Owned **GROSSINGER AUTOGROUP**



Over the years we've learned that customers expect the best price and demand superior service.

At Grossinger we've been providing you with both since we opened our doors back in 1924.

**[grossinger.com](http://grossinger.com)**

- OVER 3000 VEHICLES TO CHOOSE
- FREE VEHICLE PICK UP & DROP OFF
- EXTENDED SERVICE HOURS
- SERVICE 7 DAYS A WEEK
- WE SERVICE ALL MAKES & MODELS



*Ya Gotta Go To...*

# *Grossinger*

### **GROSSINGER AUTOGROUP LINCOLNWOOD**

<b>PONTIAC/GMC/BUICK/SUZUKI</b>	6900 N. MCCORMICK	847-574-9020
<b>CADILLAC</b>	6900 N. MCCORMICK	847-574-9020
<b>TOYOTA NORTH</b>	7225 N. CICERO AVE.	847-575-7100
<b>VOLVO</b>	6750 N. LINCOLN AVE.	847-745-4251

### **GROSSINGER CITY AUTOPLEX CHICAGO**

<b>CITY TOYOTA</b>	1253 N. WELLS	312-584-8191
<b>CITY CADILLAC</b>	1241 N. WELLS	312-707-8500


### **GROSSINGER PALATINE**

<b>CHEVROLET</b>	151 E. LAKE COOK RD.	847-359-7700
------------------	----------------------	--------------

EVERY MILESTONE MATTERS.



RECORDS



# REGULAR SEASON RECORDS (MOST) ★ ★ ★ ★



## MOST POINTS

Game (4 OT)	156	at POR	03/16/84
Game	155	vs. PHO	12/04/90
Half	86	vs. PHO (2nd)	12/04/90
Qtr.	47	vs. PHO (2nd)	01/03/75
OT	20	at ORL	04/17/06

## MOST FIELD GOALS MADE

Game	67	vs. PHO	12/04/90
Half	35	vs. PHO (2nd)	12/04/90
Qtr.	21	vs. DET (4th)	02/08/68
OT	7*	vs. KC	01/25/80

## MOST FIELD GOALS ATTEMPTED

Game	131	vs. BAL	03/10/67
Half	71	at DET (2nd)	03/23/69
Qtr.	38*	at DET (3rd)	03/23/69
OT	13	at TOR	11/04/02

## HIGHEST FIELD GOAL %

Game	.705(43-61)	at GS	12/02/81
	.699(58-83)	vs. DET	01/22/80
	.684(52-76)	at CHA	02/22/89
	.671(47-70)	vs. DEN	01/14/85
	.670(63-94)	at MIL	04/14/08
Half	.785(33-42)	vs. GS (2nd)	02/23/85
Qtr.	.895(17-19)*	at LAC (3rd)	11/26/91
OT	1.000(5-5)	vs. POR	02/26/10

## MOST FREE THROWS MADE

Game	56	vs. PHO	01/08/70
Half	36	vs. PHO (2nd)	01/08/70
Qtr.	22	vs. DEN (4th)	12/29/78
OT	14	at ORL	04/17/06

## MOST FREE THROWS ATTEMPTED

Game	71	vs. PHO	01/08/70
Half	48	vs. PHO (2nd)	01/08/70
Qtr.	27	vs. PHO (4th)	01/08/70
OT	16	at ORL	04/17/06

## HIGHEST FREE THROW %

1.000(25-25)	at HOU	02/09/77
1.000(22-22)	vs. GS	01/27/81
1.000(19-19)	vs. PHI	04/09/09
1.000(15-15)	at POR	11/16/05
1.000(14-14)	at DET	02/27/02
1.000(13-13)	vs. GS	12/16/75
1.000(13-13)	vs. NY	04/19/05
1.000(12-12)	at CLE	02/22/07
1.000(8-8)	at OKC	01/27/10
1.000(8-8)	at BUF	03/08/73
1.000(10-10)	at IND	04/25/12

## MOST 3-PT FIELD GOALS MADE

Game	18	vs. UT	03/12/11
Half	13	vs. UT (1st)	03/12/11
Qtr.	8	vs. UT (1st)	03/12/11
OT	2*	at GS	02/22/07

## MOST 3-PT FIELD GOALS ATTEMPTED

Game (2 OT)	34	vs. NJ	11/05/04
Game	32*	vs. WAS	03/15/11
Half	20	vs. UT (1st)	03/12/11
Qtr.	13	vs. UT (1st)	03/12/11
OT	5	vs. SEA	04/01/03

## HIGHEST 3-PT FIELD GOAL %

Pct.	1.000(3-3)	vs. NJ	03/04/83
------	------------	--------	----------

## MOST REBOUNDS

Game	82	vs. LAL	02/12/71
Half	49	at LAL (2nd)	03/02/73
Qtr.	27*	vs. PHO (4th)	01/08/70
OT	9*	vs. GS	02/28/04

## MOST OFFENSIVE REBOUNDS

Game	33*	vs. LAC	12/23/97
Half	21	vs. LAC (2nd)	12/23/97
Qtr.	13*	vs. LAC (3rd)	12/23/97
OT	4*	at DET	04/15/12

## MOST DEFENSIVE REBOUNDS

Game (OT)	51	vs. GS	02/28/04
Game	47*	vs. NJ	12/08/77
Half	28	at ATL (1st)	02/27/75
Qtr.	18*	vs. NJ (2nd)	12/31/00
OT	8*	at PHO	11/24/10

## MOST ASSISTS

Game	52	vs. ATL	03/20/71
Half	29	vs. ATL (2nd)	03/20/71
Qtr.	16	vs. ATL (4th)	03/20/71
OT	5*	at MIL (1st OT)	03/03/01

## MOST PERSONAL FOULS

Game (OT)	44	vs. DET	11/21/87
Game	41	at LAL	11/19/99
Half	24*	at NY (2nd)	11/30/05
Qtr.	16	at PHI (4th)	02/25/83
	16	at SA (4th)	03/14/02
OT	7*	at DET	04/09/03

## MOST DISQUALIFICATIONS

Game (4 OT)	5	at POR	03/16/84
-------------	---	--------	----------

## MOST STEALS

Game	21	at KC	10/10/73
Half	12*	vs. MIL (2nd)	12/19/80
Qtr.	8*	vs. DAL (4th)	11/08/02
OT	3	vs. CLE	03/31/05

## MOST TURNOVERS

Game (OT)	38	vs. PHO	10/27/78
Game	34	several	
Half	23	vs. NJ (1st)	03/13/79
Qtr.	16	vs. NJ (1st)	03/13/79
OT	6	vs. PHI	12/12/81

## MOST BLOCKED SHOTS

Game	16	at CLE	01/20/12
Half	13*	at CLE (2nd)	01/20/12
Qtr.	9	at CLE (4th)	01/20/12
OT	3	at MIL	03/04/07

## MOST TECHNICALS

Game	6	at BOS	02/02/72
------	---	--------	----------

## MOST CONSECUTIVE POINTS

Game	26(2-28)	vs. CLE	12/15/90
Start of Game	20(20-0)	at CHA	04/05/96
Start of Game	19(19-0)	vs. NJ	12/08/77
OT	15(124-139)	vs. DET	02/12/85

## MOST CONSECUTIVE FREE THROWS

2 Games	38	at DET (32)	03/03/68
		vs. DET (6)	03/05/68
1 Game	33	vs. SA	12/10/77
		2nd Qtr. (7-7); 3rd Qtr. (8-8); 4th Qtr. (18-18)	

## MOST CONSECUTIVE WINS

Year	18	12/29/95 vs. IND - 02/02/96 at LAL
Home	37	11/03/95 vs. CHA - 04/04/96 vs. MIA
Road	9	01/04/96 at CHA - 02/02/96 at LAL

## MOST CONSECUTIVE LOSSES

Year	16	01/08/01 vs. DAL - 02/06/01 at PHO
------	----	------------------------------------

## MOST OT GAMES WON

Season	7	1969-70
--------	---	---------

## MOST CONSECUTIVE 3-PT FIELD GOALS

Game	7	vs. PHI (3rd & 4th qtrs.)	04/15/03
------	---	---------------------------	----------

5:23 Crawford, 3:54 Williams, 3:26 Crawford, 1:32 Williams, 2:10 Crawford, 6:33 Crawford, 5:06 Rose

## MOST PERSONAL FOULS BOTH TEAMS

Game (4 OT)	87	CHI (43) at POR (44)	03/16/84
-------------	----	----------------------	----------

## BIGGEST WIN

56 points, 130-74	vs. POR	02/20/76
-------------------	---------	----------

\* most recently



# REGULAR SEASON RECORDS (LEAST)

## LEAST POINTS SCORED

Game	49	vs. MIA	04/10/99
Half	23*	vs. MIA (1st)	04/10/99
Qtr.	6	vs. MIA (2nd)	11/06/93
	6	at N.J (3rd)	11/27/01
OT	2	vs. PHI	02/12/03

## LEAST FIELD GOALS MADE

Game	18	vs. MIA	04/10/99
Half	7	vs. MIL (1st)	12/13/86
	7	vs. WAS (1st)	01/19/02
Qtr.	0	vs. KC (at PHI) (2nd)	12/28/77
OT	0*	vs. N.J (1st)	11/05/04

## LEAST FIELD GOALS ATTEMPTED

Game	58*	at MIA	03/30/00
Half	27*	at MIA (2nd)	02/18/02
Qtr.	10*	vs. N.J (4th)	11/07/81
OT	4	vs. SEA (1st)	12/21/76

## LOWEST FIELD GOAL %

Game	.234 (18-77)	vs. MIA	04/10/99
Half	.167 (7-42)	vs. WAS (1st)	01/19/02
Qtr.	.000 (0-15)	at KC (2nd)	01/10/80
OT	.000 (0-6)	at PHI	12/26/77
	.000 (0-7)	vs. N.J (1st)	11/05/04

## LEAST FREE THROWS MADE

Game	2	vs. SEA	03/13/73
Half	0*	vs. WAS (1st)	01/19/94
Qtr.	0	several	
OT	0	several	

## LEAST FREE THROWS ATTEMPTED

Game	4	at MIL	02/04/12
Half	0*	vs. PHO (1st)	01/22/88
Qtr.	0	several	
OT	0	several	

## LOWEST FREE THROW %

Game	.368 (7-19)	at CLE	03/05/06
	.375 (6-16)	at CHA	12/28/05
	.400 (6-15)	at PHI	03/14/07
	.429 (3-7)	vs. SEA	03/16/01
	.438 (14-32)	at IND	12/26/92

## LEAST REBOUNDS

Game	21	vs. ORL	12/01/10
Half	9*	at PHO (1st)	01/29/02
Qtr.	1	vs. PHI (3rd)	02/10/83
OT	1*	at MIL (1st OT)	03/03/01

## LEAST OFFENSIVE REBOUNDS

Game	2	at MIA	02/18/02
Half	0*	vs. DEN (2nd)	03/26/12
Qtr.	0	several	
OT	0	several	

## LEAST DEFENSIVE REBOUNDS

Game	14	vs. ORL	12/01/10
Half	4	vs. NY (2nd)	11/03/99
Qtr.	0	vs. NY (3rd)	11/03/99
	0	at PHO (1st)	01/29/02
OT	0	several	

## LEAST ASSISTS

Game	8	several	
Half	2	twice	
Qtr.	0	several	
OT	0*	vs. WAS (2nd)	01/15/10

## LEAST PERSONAL FOULS

Game	7*	vs. TOR	01/14/12
Half	3*	vs. TOR (1st)	01/14/12
Qtr.	0*	vs. LAL (2nd)	12/17/91
OT	0*	at NO	01/29/10

## LEAST STEALS

Game	0	at BOS	03/24/76
Half	0	several	
Qtr.	0	several	
OT	0	several	

## LEAST TURNOVERS

Game (OT)	6*	at LAC	02/04/93
Game	5*	vs. TOR	01/14/12
Half	0	vs. ATL (1st)	04/06/87
	0	at DEN (1st)	11/13/01
Qtr.	0	several	
OT	0	several	

## LEAST BLOCKED SHOTS

Game	0	several	
Half	0	several	
Qtr.	0	several	
OT	0	several	

## FEWEST FIELD GOAL ATTEMPTS (BOTH TEAMS)

Game	132	CHI (65) vs. NY (67)	12/27/83
------	-----	----------------------	----------

## MOST CONSECUTIVE LOSSES

Year	16	01/08/01-02/06/01
Home	9	03/06/02-04/05/02
Road	25	12/21/00 - 04/10/01

## BIGGEST LOSS

53 points, 74-127	at MIN	11/08/01
-------------------	--------	----------

\* most recently

FRONT OFFICE BBALL OPS. PLAYERS THE NBA OPPONENTS 2011-12 SEASON RECORDS PLAYOFFS HISTORY COMMUNITY MEDIA CONTENTS

# INDIVIDUAL REGULAR-SEASON RECORDS



## MOST POINTS

Game (OT)	69	Michael Jordan	at CLE	03/28/90
Game	61	Michael Jordan	vs. ATL	04/16/87
Half	39	Michael Jordan	vs. MIL (2nd)	02/16/88
Qtr.	30	Michael Jordan	at DEN (4th)	11/26/89
OT	11	Chet Walker	vs. DET	02/14/71

## MOST MINUTES

Game (2 OT)	57	Ron Mercer	at CHA	01/09/01
Game	58	David Greenwood	at POR	03/16/84
56*		Jalen Rose	at HOU	03/16/02
55		several		

## MOST FIELD GOALS MADE

Game (OT)	27	Michael Jordan	vs. ORL	01/16/93
Game	22*	Michael Jordan	vs. WAS	12/23/92
Half	15	Michael Jordan	vs. ORL (1st)	01/16/93
Qtr.	11*	Michael Jordan	vs. ORL (1st)	01/16/93
OT	4*	Ben Gordon	vs. ORL	12/31/07

## MOST FIELD GOALS ATTEMPTED

Game (OT)	49	Michael Jordan	vs. ORL	01/16/93
Game	43*	Michael Jordan	vs. ORL	02/14/90
Half	24*	Michael Jordan	vs. ORL (2nd)	01/16/93
Qtr.	16*	Bob Love	at BOS (3rd)	12/29/72
OT	8	Michael Jordan	vs. SEA	02/23/88

## HIGHEST FIELD GOAL %

Game	941 (16-17)	Scottie Pippen	vs. CHA	02/23/91
------	-------------	----------------	---------	----------

## MOST FREE THROWS MADE

Game	26	Michael Jordan	vs. NJ	02/26/87
Half	20	Michael Jordan	at MIA (2nd)	12/30/92
Qtr.	14*	Michael Jordan	at MIA (4th)	12/30/92
OT	8	<b>KIRK HINRICH</b>	<b>AT ORL</b>	<b>04/17/06</b>

## MOST FREE THROWS ATTEMPTED

Game	27	Michael Jordan	vs. NJ	02/26/87
Half	23	Michael Jordan	at MIA (2nd)	12/30/92
Qtr.	16	Michael Jordan	at MIA (4th)	12/30/92
OT	10	<b>KIRK HINRICH</b>	<b>AT ORL</b>	<b>04/17/06</b>

## MOST 3-PT FIELD GOALS MADE

Game	9*	Ben Gordon	vs. WAS	04/14/06
8 (2 OT)*		Ben Gordon	at MIA	03/09/09
7 (2 OT)*		Ben Gordon	at MIA (2nd)	03/09/09
<b>QTR.</b>	<b>5*</b>	<b>DERRICK ROSE</b>	<b>VS. UT (1ST)</b>	<b>03/12/11</b>
OT	2*	<b>LUOL DENG</b>	<b>VS. CLE</b>	<b>01/15/09</b>

## MOST 3-PT FIELD GOALS ATTEMPTED

<b>GAME</b>	<b>13 (2 OT)</b>	<b>KIRK HINRICH</b>	<b>VS. NJ</b>	<b>11/05/04</b>
	13*	John Lucas III	at OKC	04/01/12
Half	9 (2 OT)	Ben Gordon	at MIA (2nd)	03/09/09
	9	Ben Gordon	at MIL (2nd)	04/14/08
Qtr.	8	Reggie Theus	vs. DET (4th)	01/12/82
OT	4	Ben Gordon	at GS	02/09/07

## MOST REBOUNDS

Game	37	Tom Boerwinkle	vs. PHO	01/08/70
Half	21*	Charles Oakley	vs. CLE (2nd)	04/22/88
Qtr.	14*	Dennis Rodman	vs. ORL (1st)	01/03/97
<b>OT</b>	<b>4*</b>	<b>JOAKIM NOAH</b>	<b>AT DET</b>	<b>04/15/12</b>
	4*	<b>CARLOS BOOZER</b>	<b>AT DET</b>	<b>04/15/12</b>

## MOST OFFENSIVE REBOUNDS

Game (OT)	18	Charles Oakley	vs. MIL	03/15/86
Half	10*	Dennis Rodman	vs. LAC (2nd)	12/23/97
Qtr.	7	Elton Brand	at PHI (4th)	01/17/01
<b>OT</b>	<b>4</b>	<b>JOAKIM NOAH</b>	<b>AT DET</b>	<b>04/15/12</b>

## MOST DEFENSIVE REBOUNDS

Game	25	Artis Gilmore	vs. SA	12/22/78
Half	14*	Artis Gilmore	vs. SA (1st)	12/22/78
Qtr.	11	T. Boerwinkle	at MIL (1st)	04/11/76
OT	5	Chet Walker	vs. LAL	12/12/72

## MOST ASSISTS

Game	24	Guy Rodgers	vs. NY (Int. Amph)	12/21/66
Half	13*	Guy Rodgers	vs. NY (1st)	12/21/66
Qtr.	9*	Ennis Whatley	vs. NY (2nd)	01/14/84
OT	3	several		

## MOST PERSONAL FOULS

Game	6	several		
Half	6*	Jalen Rose	at MIA (2nd)	02/22/03
Qtr.	6	Michael Jordan	vs. DET (4th)	01/31/89
OT	3	several		

## MOST STEALS

Game	10	Michael Jordan	vs. NJ	01/29/88
Half	8	Michael Jordan	at BOS (1st)	11/09/88
Qtr.	6	Michael Jordan	vs. NJ (3rd)	01/29/88
OT	2	several		

## MOST TURNOVERS

Game	12*	Scottie Pippen	at NJ	02/25/90
Half	7	several		
Qtr.	5*	Wilbur Holland	vs. NJ (1st)	03/13/79
OT	3	Jamal Crawford	at DET	04/09/03

## MOST BLOCKED SHOTS

Game (OT)	12	Nate Thurmond	vs. ATL	10/18/74
Game	11	Artis Gilmore	vs. ATL	12/20/77
Half	9	Artis Gilmore	vs. ATL (2nd)	12/20/77
Qtr.	6*	Artis Gilmore	vs. DET (3rd)	02/07/81
OT	3	Ben Wallace	at MIL	03/04/07

## MOST TECHNICALS

Game	3	Dick Motta	vs. BOS (at NY)	10/29/68
	3	Dick Motta	vs. SEA	02/02/71

## MOST CONSECUTIVE POINTS

Game	23	Michael Jordan	vs. ATL	04/16/87
	18	Michael Jordan	vs. NY (4th)	11/21/86
OT	9	Chet Walker	vs. LAL	01/10/70

## CONSECUTIVE FIELD GOALS MADE

Game	14	Elton Brand	vs. WAS	04/13/00
	11	Clem Haskins	at DET	02/15/70
	10	Artis Gilmore	at DET	11/10/78
	<b>10</b>	<b>DERRICK ROSE</b>	<b>AT OKC</b>	<b>03/18/09</b>

## CONSECUTIVE FREE THROWS MADE

49	Ricky Sobers	at HOU (last 2)	01/14/81
		vs. POR (2-2)	01/16/81
		vs. CLE (2-2)	01/17/81
		vs. IND (0-0)	01/20/81
		at DET (2-2)	01/22/81
		vs. DAL (6-6)	01/23/81
		at ATL (4-4)	01/24/81
		vs. GS (2-2)	01/27/81
		vs. BOS (4-4)	01/29/81
		at CLE (5-5)	02/04/81
		vs. NY (4-4)	02/06/81
		vs. DET (2-2)	02/07/81
		at MIL (1-1)	02/08/81
		vs. KC (12-12)	02/10/81
		at NJ (missed 2nd)	02/11/81

## CONSECUTIVE 3-PT FIELD GOALS MADE

Season	10	Ben Gordon	04/14/06 - 04/16/06
	9	Ben Gordon	01/10/07 - 01/11/07
	9	Craig Hodges	02/03/90 - 02/08/90
Game	9-9	Ben Gordon	vs. WAS
	6-6	Trent Tucker	vs. ATL

## CONSECUTIVE GAMES WITH A BLOCK

Season	29	Tyrus Thomas	01/15/09-03/17/09
--------	----	--------------	-------------------

## LONGEST SHOT

84 feet	Norm Van Lier	at SA	01/19/77
---------	---------------	-------	----------

\* most recently



# OPPONENT TEAM AGAINST BULLS (MOST)

## MOST POINTS

Game	158	at DET	03/23/69
Half	91	at LAL (2nd)	11/23/66
Qtr.	50	vs. DET (4th)	01/22/80
OT	22	vs. DET (1st)	11/21/87

## MOST FIELD GOALS MADE

Game	67	at DET	03/23/69
Half	36	vs. LAL (2nd)	01/29/67 (Int. Amph.)
Qtr.	22*	at DET (4th)	03/23/69
OT	7*	at DAL	02/07/09

## MOST FIELD GOALS ATTEMPTED

Game	124*	vs. PHO	01/08/70
Half	76	vs. PHO (2nd)	01/08/70
Qtr.	43	vs. PHO (4th)	01/08/70
OT	16	vs. MIL	04/05/03

## HIGHEST FIELD GOAL %

Game	.671 (57-85)	at POR	11/24/84
Half	.732 (30-41)	at MIN (1st)	11/08/01
Qtr.	.875 (14-16)	at DET (1st)	02/09/82
OT	.857 (6-7)*	vs. PHO	10/27/78

## MOST FREE THROWS MADE

Game	48	at DET	11/07/86
Half	30	vs. BAL (1st)	12/21/67
Qtr.	21	at LAL (3rd)	11/25/66
OT	11*	at TOR	11/04/02

## MOST FREE THROWS ATTEMPTED

Game	64	at LAL	11/19/99
Half	39	vs. BAL (1st)	12/21/67
Qtr.	27*	at LAL (3rd)	11/26/66
OT	13*	at CHA	12/16/08

## HIGHEST FREE THROW %

Game	1.000* (25-25)	at HOU	02/25/09
------	----------------	--------	----------

## MOST 3-PT FIELD GOALS MADE

Game	17	at PHO	02/04/06
Half	12	at SAC (1st)	11/23/03
Qtr.	7*	vs. NY (1st)	12/17/09
OT	3	vs. MIA	02/22/05

## MOST 3-PT FIELD GOALS ATTEMPTED

Game	47	vs. NY	12/17/09
Half	29	vs. NY (1st)	12/17/09
Qtr.	16	vs. NY (2nd)	12/17/09
OT	6*	vs. MIA	02/22/05

## HIGHEST 3-PT FIELD GOAL %

Game	1.000* (4-4)	vs. CLE	11/15/95
------	--------------	---------	----------

## MOST REBOUNDS

Game	81	at SF	02/16/67
Half	42	vs. BAL (2nd)	01/21/69
Qtr.	26	vs. DET (1st)	01/24/67
OT	10	vs. MIL	03/16/73

\* most recently

## MOST OFFENSIVE REBOUNDS

Game (OT)	32	at DAL	11/21/95
Half	17	vs. IND (1st)	03/01/77
Qtr.	11	at PHI (2nd)	10/14/70
OT	7	vs. MIL	04/05/03

## MOST DEFENSIVE REBOUNDS

Game	50*	at WAS	04/13/05
Half	27	at WAS	04/13/05
Qtr.	16*	at MIA (1st)	12/26/08
OT	8	vs. MIL	03/16/73

## MOST ASSISTS

Game	47*	at ATL	04/08/83
Half	27*	vs. SA (1st)	02/17/84
Qtr.	16*	at DET (1st)	04/01/99
OT	6*	at PHO	03/09/80

## MOST PERSONAL FOULS

Game (4 OT)	44	at POR	03/16/84
Game	44	vs. PHO	01/08/70
Half	29	vs. PHO (2nd)	01/08/70
Qtr.	20	at KC (2nd)	12/01/82
OT	9*	at ORL	04/17/06

## MOST DISQUALIFICATIONS

Game (OT)	4	vs. SEA	10/18/69
Game	4*	vs. SEA	10/28/75

## MOST STEALS

Game (OT)	22	vs. PHO	10/27/78
Game	21	vs. BOS	03/26/83
Half	14	vs. NJ (1st)	03/13/79
Qtr.	9	several	
OT	5	at DET	04/09/03

## MOST TURNOVERS

Game	40	at ATL	10/23/68
Half	21	at LAL (1st)	11/20/77
Qtr.	13	vs. IND (3rd)	12/19/83
OT	5	at PHO	12/23/71

## MOST BLOCKED SHOTS

Game	20*	at SA	11/26/99
Half	14	at DET (1st)	11/03/82
Qtr.	11	at LAL	03/12/82
OT	4	at TOR	11/04/02

## MOST TECHNICALS

Team	5	vs. BAL	01/13/68
	5	vs. IND	03/26/05
	5	vs. DET	02/24/06

## MOST CONSECUTIVE POINTS

Game	23	at IND	02/12/78
Score was Bulls 22, Indiana 19 (3.35 left in the 1st Qtr.)			
Bulls 22, Indiana 29 (end of 1st Qtr.)			
Bulls 24, Indiana 42 (Bulls scored)			
OT	10	vs. WAS (96-105)	01/02/76

## MOST CONSECUTIVE POINTS AT START OF GAME

Game	15 (15-0)	vs. MIA	04/10/99
Game	14 (14-0)	vs. PHI	01/25/83
Game	14 (14-0)	at ATL	12/10/86

FRONT OFFICE BBALL OPS. PLAYERS THE NBA OPPONENTS 2011-12 SEASON RECORDS PLAYOFFS HISTORY COMMUNITY MEDIA CONTENTS

# OPPONENT TEAM AGAINST BULLS (LEAST) \* \*



## LEAST POINTS

Game	59	at ORL	03/19/12
Half	22	vs. NY (1st)	03/12/99
Qtr.	5*	vs. NY (2nd)	03/12/99
OT	2*	vs. MIA	04/12/12

## LEAST FIELD GOALS MADE

Game	19	vs. NY	03/12/99
Half	7	vs. NY (1st)	03/12/99
Qtr.	0	at ATL (3rd)	02/20/07
OT	0*	vs. MIA	04/12/12

## LEAST FIELD GOALS ATTEMPTED

Game	59*	at ORL	11/01/06
Half	22	at ORL (2nd)	11/01/06
Qtr.	9	vs. POR (4th)	01/23/01
OT	5	several	

## LOWEST FIELD GOAL %

Game	.273 (27-99)	vs. GS	02/28/04
Half	.213 (10-47)	at GS (1st)	01/01/74
Qtr.	.000 (0-16)	at ATL (3rd)	02/20/07
OT	.000 (0-8)	at KC	12/01/72
	.000 (0-6)	vs. CLE	03/31/05
	.000 (0-5)	vs. MIA	04/12/12

## LEAST FREE THROWS MADE

Game	1	vs. TOR	01/14/12
Half	0	several	
Qtr.	0	several	
OT	0	several	

## LEAST FREE THROWS ATTEMPTED

Game	4	at GS	03/06/77
Half	0	several	
Qtr.	0	several	
OT	0	several	

## LOWEST FREE THROW %

Game	.143 (1-7)	vs. TOR	01/14/12
------	------------	---------	----------

## LEAST REBOUNDS

Game	21	vs. IND	12/11/06
Half	8*	at NO (2nd)	02/12/11
Qtr.	2*	vs. WAS (4th)	11/21/81
OT	0	vs. CLE	03/31/05

\* most recently

## LEAST OFFENSIVE REBOUNDS

Game	1	at CHA	01/05/10
Half	0*	at NO (1st)	02/12/11
Qtr.	0	several	
OT	0	several	

## LEAST DEFENSIVE REBOUNDS

Game	13	vs. PHI	03/20/81
Half	4	vs. WAS (2nd)	01/04/01
Qtr.	1*	vs. WAS (4th)	01/04/01
OT	0	several	

## LEAST ASSISTS

Game	3	vs. CIN (Evansville)	12/06/67
Half	0	vs. CIN (Evansville - 1st)	12/06/67
Qtr.	0	several	
OT	0	several	

## LEAST PERSONAL FOULS

Game	9*	vs. CLE	04/26/12
Half	2	vs. IND (1st)	02/10/04
Qtr.	0*	at NY (2nd)	01/19/09
OT	0	several	

## LEAST STEALS

Game	1*	vs. NY	12/17/09
Half	0	several	
Qtr.	0	several	
OT	0	several	

## LEAST TURNOVERS

Game	5	at DET	04/13/02
Half	0	several	
Qtr.	0	several	
OT	0	several	

## LEAST BLOCKED SHOTS

Game	0	several	
Half	0	several	
Qtr.	0	several	
OT	0	several	





# ★ OPPONENT PLAYER AGAINST BULLS (MOST)

## MOST POINTS

Game	68	Wilt Chamberlain	vs. PHI	12/16/67
Half	39	Wilt Chamberlain	vs. PHI (2nd)	12/16/67
Otr.	24*	LeBron James	vs. CLE (1st)	04/11/08
OT	14	Dirk Nowitzki	at DAL	02/07/09

## MOST FIELD GOALS MADE

Game	30	Wilt Chamberlain	vs. PHI	12/16/67
Half	17	Wilt Chamberlain	vs. PHI (2nd)	12/16/67
Otr.	10*	LeBron James	vs. CLE (1st)	04/11/08
OT	5	Dirk Nowitzki	at DAL	02/07/09

## MOST FIELD GOALS ATTEMPTED

Game (OT)	50	Rick Barry	vs. SF	02/06/67
Half	27	Rick Barry	vs. SF (1st)	02/06/67
Otr.	16	J.R. Smith	vs. DEN (4th)	02/22/08
OT	7*	Dirk Nowitzki	at DAL	02/07/09

## MOST FREE THROWS MADE

Game	23	Dominique Wilkins	at ATL	12/08/92
Half	13*	Nate Archibald	at KC (2nd)	03/23/75
Otr.	13	Shaquille O'Neal	at LAL (2nd)	11/19/99
Otr.	11*	Julius Erving	at PHI (1st)	03/26/79
OT	6	Kevin Durant	vs. OKC	01/10/09

## MOST FREE THROWS ATTEMPTED

Game	31	Shaquille O'Neal	at LAL	11/19/99
Half	17	Shaquille O'Neal	at LAL (2nd)	11/19/99
Otr.	16	Pete Maravich	vs. ATL (2nd)	01/02/73
OT	6*	Kevin Durant	vs. OKC	01/10/09

## MOST 3-PT FIELD GOALS MADE

Game	9	Rex Chapman	at MIA	02/23/96
Half	8	J.R. Smith	vs. DEN (2nd)	02/22/08
Otr.	7	J.R. Smith	vs. DEN (4th)	02/22/08
OT	2	Rodney Stuckey	at DET	04/15/12

## MOST 3-PT FIELD GOALS ATTEMPTED

Game	15*	Danilo Gallinari	vs. NY	12/17/09
Half	13	J.R. Smith	vs. DEN (2nd)	02/22/08
Otr.	12	J.R. Smith	vs. DEN (4th)	02/22/08
OT	5	Brad Miller	vs. HOU	12/04/10

## MOST REBOUNDS

Game (OT)	34	Jerry Lucas	vs. CIN (at CLE)	02/12/68
Game	34	Wilt Chamberlain	vs. PHI	12/16/67
Half	21	Wilt Chamberlain	vs. PHI (2nd)	12/16/67
Otr.	15	Wilt Chamberlain	vs. PHI (4th)	12/16/67
OT	7	Walt Bellamy	vs. ATL	12/07/72

## MOST OFFENSIVE REBOUNDS

Game	12*	Clemon Johnson	at IND	03/26/82
Half	9	Happy Hairston	vs. LAL (2nd)	02/16/75
Otr.	7*	Keon Clark	vs. TOR (2nd)	01/27/01
OT	3	Ervin Johnson	vs. MIL	04/05/03

## MOST DEFENSIVE REBOUNDS

Game	21	Bob McAdoo	at BUF	02/08/74
Half	14	Marcus Camby	at DEN (1st)	01/28/04
Otr.	9	Tyson Chandler	vs. NY (4th)	04/10/12
OT	6	Walt Bellamy	vs. ATL	12/07/72

## MOST ASSISTS

Game	24	Ramon Sessions	at MIL	04/14/08
Half	14*	Kevin Porter	vs. DET (1st)	02/27/79
Otr.	12	John Lucas	vs. GS (1st)	11/17/78
OT	3*	Milt Palacio	at UT	02/06/06

## MOST PERSONAL FOULS

Game	6	several		
Half	6*	Tyrone Hill	vs. CLE (2nd)	12/07/02
Otr.	6	Paul Mokeski	at DET (1st)	01/22/81
OT	4	Jameer Nelson	at ORL	04/17/06

## MOST STEALS

Game	9	Mike Richardson	vs. NY	12/23/80
Half	7	Clay Drexler	vs. POR (1st)	02/26/88
Otr.	5	Ed Jordan	vs. NJ (1st)	10/23/79
OT	2	several		

## MOST TURNOVERS

Game	12	Damon Stoudamire	vs. TOR	01/25/97
Half	7	Damon Stoudamire	vs. TOR	01/25/97
Otr.	5*	Damon Stoudamire	vs. TOR (4th)	01/25/97
OT	3*	Tayshaun Prince	at DET	12/26/10

## MOST BLOCKED SHOTS

Game (OT)	13	Ralph Sampson	vs. HOU	12/09/83
Game	12	JaVale McGee	vs. WAS	03/15/11
Half	9	Dikembe Mutombo	vs. PHI (2nd)	12/01/01
Otr.	8	Dikembe Mutombo	vs. PHI (3rd)	12/01/01
OT	3	Mamadou N'diaye	at TOR	11/04/02

## MOST CONSECUTIVE FIELD GOALS

Game	14	Greg Ballard	at WAS (2 OT)	04/09/83
		(16-20)		

## MOST CONSECUTIVE POINTS

Game	18	David Wesley	vs. BOS	04/01/97
		(83-101) (4th Otr.)		
Game	18	Gilbert Arenas	vs. WAS	02/23/07
		(62-79) (3rd & 4th Otrs.)		

\* most recently



## MOST POINTS

Game	134	CHI vs. DEN	02/18/97
Half	74	CHI vs. MIA (2nd)	12/30/94
Otr.	44	DEN vs. CHI (4th)	02/18/97
OT	16	ORL vs. CHI	12/31/07

## MOST FIELD GOALS MADE

Game	53*	PHI vs. CHI	04/07/97
Half	31	CHI vs. PHI (1st)	01/16/96
Otr.	18*	CHI vs. PHO (1st)	01/17/12
OT	6	ORL vs. CHI	12/31/07

## MOST FIELD GOALS ATTEMPTED

Game	108	CHI vs. SA	11/03/97
Half	58	CHI vs. SA (1st)	03/05/97
Otr.	33	CHI vs. DEN (2nd)	02/18/97
OT	16	MIL vs. CHI	04/05/03

## MOST FREE THROWS MADE

Game	41	MIL vs. CHI	03/26/04
Half	24*	MIL vs. CHI (2nd)	03/26/04
Otr.	20	ATL vs. CHI (4th)	12/02/94
OT	8	DEN vs. CHI	03/26/01

## MOST FREE THROWS ATTEMPTED

Game	53	UT vs. CHI	01/05/02
Half	32	CHI vs. PHO (2nd)	12/15/97
Otr.	24	CHI vs. PHO (4th)	12/15/97
OT	9	DEN vs. CHI	03/26/01

## MOST 3-PT FIELD GOALS MADE

Game	18	CHI vs. UT	03/12/11
Half	13	CHI vs. UT (1st)	03/12/11
Otr.	8	CHI vs. UT (1st)	03/12/11
OT	4	CHA vs. CHI	03/23/01

## MOST 3-PT FIELD GOALS ATTEMPTED

Game	47	NY vs. CHI	12/17/09
Half	29	NY vs. CHI (1st)	12/17/09
Otr.	16	NY vs. CHI (2nd)	12/17/09
OT	6*	CHI vs. ORL	12/31/07

## MOST REBOUNDS

Game	66	CHI vs. PHI	04/07/97
Half	38	CHI vs. SA (2nd)	03/05/97
Otr.	23	CHI vs. PHI (1st)	04/07/97
OT	9*	OKC vs. CHI	01/10/09

## MOST OFFENSIVE REBOUNDS

Game	33	CHI vs. LAC	12/23/97
Half	21	CHI vs. LAC (2nd)	12/23/97
Otr.	13	CHI vs. LAC (3rd)	12/23/97
OT	7	MIL vs. CHI	04/05/03

## MOST DEFENSIVE REBOUNDS

Game	48	CHI vs. CLE	04/26/12
Half	26*	CHI vs. CLE (2nd)	04/26/12
Otr.	18	CHI vs. NJ (2nd)	12/31/00
OT	8	CHI vs. GS	02/28/04

\* most recently

## MOST ASSISTS

Game	44	CHI vs. TOR	04/14/97
Half	24	CHI vs. TOR (2nd)	04/14/97
Otr.	15	CHI vs. TOR (3rd)	04/14/97
	15	ORL vs. CHI (1st)	02/26/02
OT	4*	several	

## MOST PERSONAL FOULS

Game	36*	DET vs. CHI	02/17/95
Half	24	MIA vs. CHI (2nd)	01/26/96
Otr.	15*	MIA vs. CHI (3rd)	01/26/96
OT	7	GS vs. CHI	02/28/04

## MOST DISQUALIFICATIONS

Game	2	several	
------	---	---------	--

## MOST STEALS

Game	19*	CHI vs. CHA	01/19/00
Half	13	BOS vs. CHI (1st)	04/01/97
Otr.	11	BOS vs. CHI (2nd)	04/01/97
OT	3*	several	

## MOST TURNOVERS

Game	31	POR vs. CHI	01/03/00
Half	18	POR vs. CHI	01/03/00
Otr.	11	POR vs. CHI	01/03/00
OT	4*	LAC vs. CHI	12/17/08

## MOST BLOCKED SHOTS

Game	15	CHI vs. NY	12/14/07
Half	10	DET vs. CHI (1st)	01/06/07
Otr.	8	PHI vs. CHI (3rd)	12/01/01
OT	1	several	

## MOST CONSECUTIVE WINS

37	11/03/95 - 04/04/96
----	---------------------

## MOST CONSECUTIVE LOSSES

9	03/06/02 - 04/05/02
---	---------------------

## MOST CONSECUTIVE POINTS FROM START OF GAME

15	MIA vs. CHI	04/10/99
----	-------------	----------

## MOST CONSECUTIVE POINTS IN A GAME

24	CHI vs. CLE	12/30/06
	(3rd - 4th Otrs. 60-67 to 84-67)	
21	CHI vs. PHI	02/20/10
	(2nd Otr. 35-38 to 56-38)	
21	CHI vs. SAC	03/19/96
	(4th Otr. 64-64 to 85-64)	

## LEAST POINTS

Game	49	CHI vs. MIA	04/10/99
Half	22	NY vs. CHI (1st)	03/12/99
Otr.	5	NY vs. CHI (2nd)	03/12/99
	5	CHI vs. MIA (2nd)	04/10/99

## LEAST FIELD GOALS MADE

Game	18	CHI vs. MIA	04/10/99
Half	7	NY vs. CHI (1st)	03/12/99
	7	CHI vs. WAS (1st)	01/19/02
Otr.	1	NY vs. CHI (2nd)	03/12/99

## LEAST FIELD GOALS ATTEMPTED

Game	60	ATL vs. CHI	12/02/94
------	----	-------------	----------

## LEAST REBOUNDS

Game	21*	CHI vs. ORL	12/01/10
------	-----	-------------	----------



# INDIVIDUAL PLAYER UNITED CENTER RECORDS

## MOST POINTS

Game	57	Jerry Stackhouse, DET	CHI	04/03/01
Half	34	Michael Jordan, CHI	DET (2nd)	03/07/96
Otr.	25	Jalen Rose, CHI	IND (4th)	12/21/02
OT	10	Ben Gordon, CHI	ORL	12/31/07

## MOST FIELD GOALS MADE

Game	21*	Jerry Stackhouse, DET	CHI	04/03/01
Half	14	Michael Jordan, CHI	CHI (2nd)	03/07/96
Otr.	10*	LeBron James, CLE	CHI (1st)	04/11/08
OT	4*	Ben Gordon, CHI	ORL	12/31/07

## MOST FIELD GOALS ATTEMPTED

Game (OT)	39	Michael Jordan, CHI	SA	11/03/97
Game	36	Jerry Stackhouse, DET	CHI	04/03/01
Half	22	Jerry Stackhouse, DET	CHI (2nd)	04/03/01
Otr.	16	J.R. Smith, DEN	CHI (4th)	02/22/08
OT	6*	Shawn Marion, PHO	CHI	12/31/05

## MOST FREE THROWS MADE

Game	19*	Ben Gordon, CHI	NJ	04/11/06
Half	15	Michael Jordan, CHI	NY (1st)	04/18/98
Otr.	13*	Michael Jordan, CHI	NY (2nd)	04/18/98
OT	6*	Kevin Durant, OKC	OKC	01/10/09

## MOST FREE THROWS ATTEMPTED

Game	21	Ben Gordon, CHI	NJ	04/11/06
Half	16	Michael Jordan, CHI	NY (1st)	04/18/98
Otr.	14	Michael Jordan, CHI	NY (2nd)	04/18/98
OT	6*	Kevin Durant, OKC	OKC	01/10/09

## MOST 3-PT FIELD GOALS MADE

Game	9	Ben Gordon, CHI	WAS	04/14/06
Half	8	J.R. Smith, DEN	CHI (2nd)	02/22/08
Otr.	7	J.R. Smith, DEN	CHI (4th)	02/22/08
OT	2*	LUOL DENG, CHI	CLE	01/15/09

## MOST 3-PT FIELD GOALS ATTEMPTED

Game	15	Danilo Gallinari, NY	CHI	12/17/09
Half	13	J.R. Smith, DEN	CHI (2nd)	02/22/08
Otr.	12	J.R. Smith, DEN	CHI (4th)	02/22/08
OT	5	Brad Miller, HOU	CHI	12/04/10

## MOST REBOUNDS

Game	29	Dennis Rodman, CHI	ATL	12/27/97
Half	17*	Dennis Rodman, CHI	ATL (1st)	12/27/97
Otr.	14	Dennis Rodman, CHI	ORL (1st)	01/03/97
OT	5*	Dennis Rodman, CHI	DAL	03/12/98

## MOST OFFENSIVE REBOUNDS

Game	15	Dennis Rodman, CHI	LAC	12/23/97
Half	10	Dennis Rodman, CHI	LAC (2nd)	12/23/97
Otr.	7	Keon Clark, TOR	CHI (2nd)	01/27/01
OT	3	Ervin Johnson, MIL	CHI	04/05/03

## MOST DEFENSIVE REBOUNDS

Game	18*	Ben Wallace, CHI	MIL	12/15/06
Half	13	Ben Wallace, DET	CHI (1st)	02/11/03
Otr.	9*	Tyson Chandler, CHI	NY (4th)	04/10/12
OT	4*	Richard Jefferson, NJ	CHI (1st)	11/05/04

\* most recently

## MOST ASSISTS

Game	22	George McCloud, DEN	CHI	03/26/01
Half	13*	George McCloud, DEN	CHI (2nd)	03/26/01
Otr.	10	Robert Pack, NJ	CHI (1st)	12/23/96
OT	3*	C.J. Watson, CHI	MIA	04/12/12

## MOST PERSONAL FOULS

Half	6*	Tyrone Hill, CLE	CHI (2nd)	12/07/02
Otr.	5*	Walter McCarty, BOS	CHI (4th)	12/16/02
OT	3*	KIRK HINRICH, CHI	CLE	03/31/07

## MOST STEALS

Game	8	Ron Artest, CHI	VAN	02/24/01
	8	Jerome Williams, TOR	CHI	02/26/03
Half	7	Jerome Williams, TOR	CHI	02/26/03
Otr.	6	Jerome Williams, TOR	CHI	02/26/03
OT	2	several		

## MOST TURNOVERS

Game	12	Damon Stoudamire, TOR	CHI	01/25/97
Half	7	Damon Stoudamire, TOR	CHI (2nd)	01/25/97
Otr.	5	Damon Stoudamire, TOR	CHI (4th)	01/25/97
OT	2	several		

## MOST BLOCKED SHOTS

Game	12	JVale McGee, WAS	CHI	03/15/11
Half	9	Dikembe Mutombo, PHI	CHI (2nd)	12/01/01
Otr.	8	Dikembe Mutombo, PHI	CHI (3rd)	12/01/01
OT	2	James Johnson, TOR	CHI	03/24/12

## MOST MINUTES

Game (2 OT)	57	Richard Jefferson, NJ	CHI	11/05/04
	56	Caron Butler, WAS	CHI	01/15/10
	55	KIRK HINRICH, CHI	NJ	11/05/04
	54	Horace Grant, CHI	BOS	04/22/94

## MOST CONSECUTIVE POINTS

18 (83-101) (4th)	David Wesley, BOS	CHI	04/01/97
18 (62-79) (3rd - 4th Otrs.)	Gilbert Arenas, WAS	CHI	02/23/07

## CONSECUTIVE FIELD GOALS MADE

14	Elton Brand, CHI	WAS	04/13/00
----	------------------	-----	----------

## CONSECUTIVE 3-PT FIELD GOALS MADE

Season	7	Steve Kerr, CHI		
	(1-1)	IND	12/23/94	
	(1-1)	NY	12/25/94	
	(4-4)	MIA	12/30/94	
	(1-1)	DEN	01/01/95	
Game	7	J.R. Smith, DEN	CHI	02/22/08
	(8-14, made seven in a row in the second half)			
	5	B.J. Armstrong, CHI		
	(5-5)	MIA	12/30/94	
	5	Ben Gordon, CHI		
	(5-6, made first five)	NJ	01/11/07	

## CONSECUTIVE FREE THROWS MADE

32	Jalen Rose, CHI			
	(7-7)	CLE	01/04/03	
	(3-3)	UT	01/06/03	
	(8-8)	NY	01/13/03	
	(3-3)	WAS	01/24/03	
	(11-11)	HOU	01/26/03	
31	Michael Jordan, CHI			
	(1-1)	ORL	12/13/95	
	(10-10)	LAL	12/16/95	
	(8-8)	DAL	12/19/95	
	(7-7)	TOR	12/22/95	
	(5-5)	UT	12/23/95	

FRONT OFFICE | BALL OPS | PLAYERS | THE NBA | OPPONENTS | 2011-12 SEASON | RECORDS | PLAYOFFS | HISTORY | COMMUNITY | MEDIA | CONTENTS



## MINUTES

PLAYER	YEAR	MINUTES
Bob Love	1970-71	3,482
Jalen Rose	2002-03	3,351
Michael Jordan	1987-88	3,311
Bob Love	1973-74	3,292
Michael Jordan	1988-89	3,255
Michael Jordan	1986-87	3,281
Artis Gilmore	1979-79	3,265
Clem Haskins	1969-70	3,214
<b>LUOL DENG</b>	<b>2010-11</b>	<b>3,208</b>
Michael Jordan	1989-90	3,197
Michael Jordan	1997-98	3,181

## POINTS PER GAME

PLAYER	YEAR	PPG
Michael Jordan	1986-87	37.1
Michael Jordan	1987-88	35.0
Michael Jordan	1992-93	32.6
Michael Jordan	1988-89	32.5
Michael Jordan	1990-91	31.5
Michael Jordan	1995-96	30.4
Michael Jordan	1991-92	30.1
Michael Jordan	1996-97	29.6
Michael Jordan	1997-98	28.7
Michael Jordan	1984-85	28.2

## TOTAL POINTS

PLAYER	YEAR	POINTS
Michael Jordan	1986-87	3,041
Michael Jordan	1987-88	2,868
Michael Jordan	1989-90	2,753
Michael Jordan	1988-89	2,633
Michael Jordan	1990-91	2,580
Michael Jordan	1992-93	2,541
Michael Jordan	1995-96	2,491
Michael Jordan	1996-97	2,431
Michael Jordan	1991-92	2,404
Michael Jordan	1997-98	2,357

## FREE THROWS MADE

PLAYER	YEAR	FTM
Michael Jordan	1986-87	833
Michael Jordan	1987-88	723
Michael Jordan	1988-89	674
Michael Jordan	1984-85	630
Michael Jordan	1989-90	593
Michael Jordan	1990-91	571
Michael Jordan	1997-98	565
Michael Jordan	1995-96	548
Bob Love	1970-71	513
Reggie Theus	1979-80	500

## FREE THROW % (MIN. 100 FTM)

PLAYER	YEAR	FT-FTA	PCT.
Ricky Sobers	1980-81	231-247	.935
Ben Gordon	2007-08	266-293	.908
Hersey Hawkins	1999-00	107-119	.899
B.J. Armstrong	1994-95	206-233	.884
George Gervin	1985-86	283-322	.879
Chet Walker	1973-74	439-502	.875
Fred Hoiberg	2000-01	156-157	.866
Jack Marin	1975-76	134-155	.865
Ben Gordon	2008-09	330-382	.864
Ben Gordon	2006-07	380-440	.864
Ben Gordon	2004-05	233-270	.863

## 3-PT FIELD GOALS MADE

PLAYER	YEAR	3-PT. FG
Ben Gordon	2008-09	173
Ben Gordon	2005-06	166
Jamal Crawford	2003-04	165
Scottie Pippen	1996-97	156
Ben Gordon	2006-07	155
Scottie Pippen	1995-96	150
<b>KIRK HINRICH</b>	<b>2004-05</b>	<b>145</b>
<b>KIRK HINRICH</b>	<b>2003-04</b>	<b>144</b>
Ben Gordon	2007-08	142
<b>KIRK HINRICH</b>	<b>2006-07</b>	<b>140</b>
Ben Gordon	2004-05	134

## 3-PT FIELD GOAL % (MIN. 25 3-FGM)

PLAYER	YEAR	FG-FGA	PCT.
Steve Kerr	1994-95	89-170	.524
Steve Kerr	1995-96	122-237	.515
Steve Kerr	1996-97	110-237	.464
B.J. Armstrong	1992-93	62-139	.453
Jamal Crawford	2001-02	26-58	.448
B.J. Armstrong	1993-94	60-135	.444
Jud Buechler	1995-96	40-90	.444
John Paxson	1990-91	42-96	.438
Steve Kerr	1997-98	57-130	.438
Ben Gordon	2005-06	166-382	.435
Kyle Korver	2011-12	118-271	.435

## REBOUNDS

PLAYER	YEAR	REBOUNDS
Tom Boerwinkle	1970-71	1,133
Charles Oakley	1986-87	1,074
Artis Gilmore	1977-78	1,071
Artis Gilmore	1976-77	1,070
Charles Oakley	1987-88	1,066
Artis Gilmore	1978-79	1,043
Tom Boerwinkle	1969-70	1,016
Clifford Ray	1973-74	977
Dennis Rodman	1995-96	952

## REBOUNDS PER GAME

PLAYER	YEAR	RPG
Dennis Rodman	1996-97	16.1
Dennis Rodman	1997-98	15.0
Dennis Rodman	1995-96	14.9
Tom Boerwinkle	1970-71	13.8
Artis Gilmore	1977-78	13.1
Charles Oakley	1986-87	13.1
Artis Gilmore	1976-77	13.0
Charles Oakley	1987-88	13.0
Artis Gilmore	1978-79	12.7
Tom Boerwinkle	1969-70	12.5

## OFFENSIVE REBOUNDS

PLAYER	YEAR	OFF. REBS.
Dennis Rodman	1997-98	421
Dennis Rodman	1995-96	356
Elton Brand	1999-2000	348
Horace Grant	1991-92	344
Horace Grant	1992-93	341
Charles Oakley	1987-88	326
Dennis Rodman	1996-97	320
Artis Gilmore	1977-78	318
Artis Gilmore	1976-77	313
Horace Grant	1993-94	306



# ALL-TIME SINGLE-SEASON LEADERBOARD

## DEFENSIVE REBOUNDS

PLAYER	YEAR	DEF. REBS.
Dennis Rodman	1997-98	780
Charles Oakley	1986-87	775
Artis Gilmore	1976-77	757
Artis Gilmore	1977-78	753
Artis Gilmore	1978-79	750
Charles Oakley	1987-88	740
Clifford Ray	1973-74	692
Nate Thurmond	1974-75	645
Artis Gilmore	1981-82	611
Artis Gilmore	1982-83	608

## ASSISTS

PLAYER	YEAR	ASSISTS
Guy Rodgers	1966-67	908
Ennis Whatley	1983-84	662
Michael Jordan	1988-89	650
Norm Van Lier	1976-77	636
<b>DERRICK ROSE</b>	<b>2010-11</b>	<b>623</b>
Clem Haskins	1969-70	624
Scottie Pippen	1991-92	572
Norm Van Lier	1972-73	567
Norm Van Lier	1973-74	548
Norm Van Lier	1977-78	531
Michael Jordan	1989-90	519

## STEALS

PLAYER	YEAR	STLS
Michael Jordan	1987-88	259
Michael Jordan	1986-87	236
Michael Jordan	1988-89	234
Scottie Pippen	1994-95	232
Michael Jordan	1989-90	227
Michael Jordan	1990-91	223
Michael Jordan	1992-93	221
Scottie Pippen	1989-90	211
Michael Jordan	1993-94	211
Michael Jordan	1984-85	196

## BLOCKS

PLAYER	YEAR	BLOCKS
Artis Gilmore	1981-82	221
Artis Gilmore	1976-77	203
Artis Gilmore	1980-81	198
Nate Thurmond	1974-75	195
Artis Gilmore	1977-78	181
Clifford Ray	1973-74	173
Artis Gilmore	1978-79	156
Ben Wallace	2006-07	156
Tyrus Thomas	2008-09	151
Tyson Chandler	2004-05	141
Jawann Oldham	1985-86	134



## SEASONS PLAYED

PLAYER	SEASONS
Michael Jordan	13
Scottie Pippen	12
Tom Boerwinkle	10
Jerry Sloan	10
John Paxson	9
Bob Love	8
<b>LUOL DENG</b>	<b>8</b>
B.J. Armstrong	7
Dave Corzine	7
Artis Gilmore	7
Horace Grant	7
Toni Kukoc	7
Norm Van Lier	7
<b>KIRK HINRICH</b>	<b>7</b>

## GAMES PLAYED

PLAYER	GAMES
Michael Jordan	930
Scottie Pippen	856
Jerry Sloan	696
John Paxson	645
Tom Boerwinkle	635
Bob Love	592
Dave Corzine	556
Horace Grant	546
<b>LUOL DENG</b>	<b>539</b>
Norm Van Lier	535

## MINUTES

PLAYER	MINUTES
Michael Jordan	35,887
Scottie Pippen	30,269
Jerry Sloan	24,798
Bob Love	22,073
Norm Van Lier	19,122
<b>LUOL DENG</b>	<b>19,119</b>
Horace Grant	18,204
<b>KIRK HINRICH</b>	<b>17,499</b>
Artis Gilmore	16,777
Chet Walker	15,809

## POINTS

PLAYER	POINTS
Michael Jordan	29,277
Scottie Pippen	15,123
Bob Love	12,623
Jerry Sloan	10,233
Chet Walker	9,788
Artis Gilmore	9,288
<b>LUOL DENG</b>	<b>8,611</b>
Reggie Theus	8,279
Ben Gordon	7,372
<b>KIRK HINRICH</b>	<b>6,902</b>

## SCORING AVERAGE (MIN. 100 GAMES)

PLAYER	G	PTS	PPG
Michael Jordan	930	29,277	31.5
Jalen Rose	128	2,742	21.4
Bob Love	578	12,623	21.3
<b>DERRICK ROSE</b>	<b>279</b>	<b>5,858</b>	<b>21.0</b>
Chet Walker	474	9,788	20.6
Elton Brand	155	2,117	20.1
Artis Gilmore	482	9,288	19.3
Reggie Theus	441	8,279	18.8
Ron Mercer	101	1,875	18.6
Ben Gordon	398	7,372	18.5

## FIELD GOALS MADE

PLAYER	FGM
Michael Jordan	10,962
Scottie Pippen	5,991
Bob Love	4,948
Jerry Sloan	3,996
Chet Walker	3,558
Artis Gilmore	3,466
<b>LUOL DENG</b>	<b>3,361</b>
Reggie Theus	3,047
Horace Grant	2,844
Ben Gordon	2,591

## FIELD GOALS ATTEMPTED

PLAYER	FGA
Michael Jordan	21,686
Scottie Pippen	12,444
Bob Love	11,497
Jerry Sloan	9,357
Chet Walker	7,374
<b>LUOL DENG</b>	<b>7,228</b>
Reggie Theus	6,386
<b>KIRK HINRICH</b>	<b>6,053</b>
Norm Van Lier	5,949
Ben Gordon	5,930

## FIELD GOAL % (MIN. 100 GAMES)

PLAYER	FG-FGA	PCT.
Artis Gilmore	3,466-5,907	.587
Steve Johnson	394-714	.552
Orlando Woolridge	2,352-4,417	.532
Horace Grant	2,844-5,371	.530
Eddy Curry	1,334-2,520	.529
Omer Asik	157-297	.529
Gene Banks	605-1,150	.526
<b>CARLOS BOOZER</b>	<b>879-1,687</b>	<b>.521</b>
<b>JOAKIM NOAH</b>	<b>1,106-2,151</b>	<b>.514</b>
Tyson Chandler	842-1,648	.511

## 3-PT FIELD GOALS MADE

PLAYER	3FGM
<b>KIRK HINRICH</b>	<b>812</b>
Ben Gordon	770
Scottie Pippen	664
Michael Jordan	555
Steve Kerr	430
Toni Kukoc	351
Chris Duhon	336
Andrés Nocioni	324
Jamal Crawford	318
B.J. Armstrong	297

## 3-PT FIELD GOALS ATTEMPTED

PLAYER	3FGA
<b>KIRK HINRICH</b>	<b>2,144</b>
Scottie Pippen	2,031
Ben Gordon	1,856
Michael Jordan	1,670
Andrés Nocioni	1,099
Toni Kukoc	1,072
Chris Duhon	943
Jamal Crawford	938
Steve Kerr	898
<b>LUOL DENG</b>	<b>875</b>

## 3-PT FG % (MIN. 100 GAMES, 75 3FGM)

PLAYER	3FG-3FGA	PCT.
Steve Kerr	430-898	.479
B.J. Armstrong	297-679	.437
Craig Hodges	238-560	.425
Kyle Korver	238-560	.425
Ben Gordon	770-1,856	.415
C.J. Watson	112-285	.393
Jud Buechler	98-257	.381
<b>KIRK HINRICH</b>	<b>812-2,144</b>	<b>.379</b>
Jalen Rose	193-513	.376
Andrés Nocioni	403-1,099	.367

## FREE THROWS MADE

PLAYER	FTM
Michael Jordan	6,798
Bob Love	2,727
Chet Walker	2,672
Scottie Pippen	2,477
Artis Gilmore	2,355
Jerry Sloan	2,241
Reggie Theus	2,090
<b>LUOL DENG</b>	<b>1,594</b>
Norm Van Lier	1,555
Orlando Woolridge	1,437

## FREE THROWS ATTEMPTED

PLAYER	FTA
Michael Jordan	8,115
Scottie Pippen	3,576
Bob Love	3,343
Artis Gilmore	3,307
Chet Walker	3,129
Jerry Sloan	3,100
Reggie Theus	2,593
<b>LUOL DENG</b>	<b>2,084</b>
Norm Van Lier	2,011
Orlando Woolridge	1,953

## FREE THROW % (MIN. 100 GAMES)

PLAYER	FT-FTA	PCT.
Craig Hodges	117-130	.900
Kyle Korver	132-153	.863
Fred Hoiberg	325-377	.862
B.J. Armstrong	822-954	.862
Ben Gordon	1,420-1,653	.859
Steve Kerr	323-378	.854
Chet Walker	2,672-3,129	.854
Jack Marin	165-194	.851
Ricky Sobers	626-740	.846
Jalen Rose	563-667	.844

## OFFENSIVE REBOUNDS

PLAYER	OFF REB
Horace Grant	1,888
Scottie Pippen	1,687
Michael Jordan	1,547
Artis Gilmore	1,491
David Greenwood	1,197
Dave Corzine	1,135
Dennis Rodman	1,097
<b>JOAKIM NOAH</b>	<b>1,062</b>
Mickey Johnson	1,019
Charles Oakley	952



# ALL-TIME CAREER LEADERS

## DEFENSIVE REBOUNDS

PLAYER	DEF REB
Michael Jordan	4,289
Scottie Pippen	4,039
Artis Gilmore	3,851
David Greenwood	3,025
Horace Grant	2,833
<b>LUOL DENG</b>	<b>2,537</b>
Dave Corzine	2,394
Charles Oakley	2,195
Mickey Johnson	2,026
Dennis Rodman	1,939

## TOTAL REBOUNDS

PLAYER	REB
Michael Jordan	5,836
Tom Boerwinkle	5,745
Scottie Pippen	5,726
Jerry Sloan	5,385
Artis Gilmore	5,342
Horace Grant	4,721
David Greenwood	4,222
Bob Love	3,998
Dave Corzine	3,529
<b>LUOL DENG</b>	<b>3,444</b>

## ASSISTS

PLAYER	AST
Michael Jordan	5,012
Scottie Pippen	4,494
Norm Van Lier	3,676
<b>KIRK HINRICH</b>	<b>3,004</b>
Reggie Theus	2,472
John Paxson	2,394
Bob Weiss	2,008
Tom Boerwinkle	2,007
<b>DERRICK ROSE</b>	<b>1,911</b>
Toni Kukoc	1,840

## PERSONAL FOULS

PLAYER	PF
Scottie Pippen	2,534
Jerry Sloan	2,524
Michael Jordan	2,493
Norm Van Lier	1,849
Tom Boerwinkle	1,811
Bob Love	1,741
Artis Gilmore	1,610
David Greenwood	1,603
<b>KIRK HINRICH</b>	<b>1,599</b>
Horace Grant	1,483

## DISQUALIFICATIONS

PLAYER	DQS
Jerry Sloan	54
Norm Van Lier	39
Mickey Johnson	36
Scottie Pippen	32
Tom Boerwinkle	31
<b>KIRK HINRICH</b>	<b>30</b>
David Greenwood	29
Tyson Chandler	24
Luc Longley	23
Artis Gilmore	21

## STEALS

PLAYER	STL
Michael Jordan	2,306
Scottie Pippen	1,792
Norm Van Lier	724
<b>KIRK HINRICH</b>	<b>655</b>
Horace Grant	587
Reggie Theus	580
<b>LUOL DENG</b>	<b>534</b>
Toni Kukoc	476
John Paxson	462
Ron Harper	456

## TURNOVERS

PLAYER	TO
Michael Jordan	2,589
Scottie Pippen	2,401
Reggie Theus	1,567
Artis Gilmore	1,300
<b>KIRK HINRICH</b>	<b>1,116</b>
Ben Gordon	965
<b>LUOL DENG</b>	<b>954</b>
David Greenwood	948
Dave Corzine	947
Toni Kukoc	887

## BLOCKED SHOTS

PLAYER	BLK
Artis Gilmore	1,029
Michael Jordan	828
Scottie Pippen	774
Horace Grant	579
Dave Corzine	573
David Greenwood	529
Tyson Chandler	487
<b>JOAKIM NOAH</b>	<b>438</b>
Jawaan Oldham	350
Tyrus Thomas	347

# BULLS STATISTICAL LEADERS



## MINUTES PLAYED

SEASON	PLAYER	G	MIN	AVG
1966-67	Guy Rodgers	81	3,063	37.8
1967-68	Bob Boozer	77	2,988	38.8
1968-69	Jerry Sloan	78	2,939	37.7
1969-70	Clem Haskins	82	3,214	39.2
1970-71	Bob Love	81	3,482	43.0
1971-72	Bob Love	79	3,108	39.3
1972-73	Bob Love	82	3,033	37.0
1973-74	Bob Love	82	3,292	40.1
1974-75	Nate Thurmond	80	2,756	34.4
1975-76	Norm Van Lier	76	3,026	39.8
1976-77	Norm Van Lier	82	3,097	37.8
1977-78	Artis Gilmore	82	3,067	37.4
1978-79	Artis Gilmore	82	3,265	39.8
1979-80	Reggie Theus	82	3,029	36.9
1980-81	Artis Gilmore	82	2,832	34.5
1981-82	David Greenwood	82	2,914	35.5
1982-83	Reggie Theus	82	2,856	34.8
1983-84	David Greenwood	78	2,718	34.8
1984-85	Michael Jordan	82	3,144	38.3
1985-86	Kyle Macy	82	2,426	29.6
1986-87	Michael Jordan	82	3,281	40.0
1987-88	Michael Jordan	82	3,311	40.4
1988-89	Michael Jordan	81	3,255	40.2
1989-90	Michael Jordan	82	3,197	39.0
1990-91	Michael Jordan	82	3,034	37.0
1991-92	Scottie Pippen	82	3,164	38.6
1992-93	Scottie Pippen	81	3,123	38.6
1993-94	Scottie Pippen	72	2,759	38.3
1994-95	Scottie Pippen	79	3,014	38.2
1995-96	Michael Jordan	82	3,090	37.7
1996-97	Michael Jordan	82	3,106	37.9
1997-98	Michael Jordan	82	3,181	38.8
1998-99	Toni Kukoc	44	1,654	37.6
1999-00	Elton Brand	81	2,999	37.0
2000-01	Elton Brand	74	2,937	39.3
2001-02	Trenton Hassell	78	2,206	28.7
2002-03	Jalen Rose	82	3,351	40.9
2003-04	Jamal Crawford	80	2,801	35.1
2004-05	<b>KIRK HINRICH</b>	<b>77</b>	<b>2,800</b>	<b>36.4</b>
2005-06	<b>KIRK HINRICH</b>	<b>81</b>	<b>2,955</b>	<b>36.5</b>
2006-07	<b>LUOL DENG</b>	<b>82</b>	<b>3,071</b>	<b>37.5</b>
2007-08	<b>KIRK HINRICH</b>	<b>75</b>	<b>2,380</b>	<b>31.7</b>
2008-09	<b>DERRICK ROSE</b>	<b>81</b>	<b>3,300</b>	<b>37.0</b>
2009-10	<b>DERRICK ROSE</b>	<b>78</b>	<b>2,871</b>	<b>36.8</b>
2010-11	<b>LUOL DENG</b>	<b>82</b>	<b>3,208</b>	<b>39.1</b>
2011-12	<b>LUOL DENG</b>	<b>54</b>	<b>2,129</b>	<b>39.4*</b>

## SCORING

SEASON	PLAYER	G	PTS	AVG
1966-67	Guy Rodgers	81	1,459	18.0
1967-68	Bob Boozer	77	1,655	21.5
1968-69	Bob Boozer	79	1,716	21.7
1969-70	Bob Love	82	1,722	21.0
1970-71	Bob Love	81	2,043	25.2
1971-72	Bob Love	79	2,037	25.8
1972-73	Bob Love	82	1,895	23.1
1973-74	Bob Love	82	1,785	21.8
1974-75	Bob Love	61	1,342	22.0
1975-76	Bob Love	76	1,448	19.1
1976-77	Artis Gilmore	82	1,527	18.6
1977-78	Artis Gilmore	82	1,879	22.9
1978-79	Artis Gilmore	82	1,940	23.7
1979-80	Reggie Theus	82	1,660	20.2
1980-81	Reggie Theus	82	1,549	18.9
1981-82	Artis Gilmore	82	1,517	18.5
1982-83	Reggie Theus	82	1,953	23.8
1983-84	Orlando Woolridge	75	1,444	19.3
1984-85	Michael Jordan	82	2,313	28.2
1985-86	Orlando Woolridge	70	1,448	20.7
1986-87	Michael Jordan	82	3,041	37.1*
1987-88	Michael Jordan	82	2,868	35.0*
1988-89	Michael Jordan	81	3,633	44.8*
1989-90	Michael Jordan	82	2,753	33.6*
1990-91	Michael Jordan	82	2,580	31.5*
1991-92	Michael Jordan	80	2,404	30.1*
1992-93	Michael Jordan	78	2,541	32.6*
1993-94	Scottie Pippen	72	1,587	22.0
1994-95	Scottie Pippen	79	1,692	21.4
1995-96	Michael Jordan	82	2,491	30.4*
1996-97	Michael Jordan	82	2,431	29.6*
1997-98	Michael Jordan	82	2,357	28.7*
1998-99	Toni Kukoc	44	828	18.8
1999-00	Elton Brand	81	1,627	20.1
2000-01	Elton Brand	74	1,490	20.1
2001-02	Marcus Fizer	76	938	12.3
2002-03	Jalen Rose	82	1,816	22.1
2003-04	Jamal Crawford	80	1,383	17.3
2004-05	Eddy Curry	63	1,012	16.1
2005-06	Ben Gordon	80	1,349	16.9
2006-07	Ben Gordon	82	1,753	21.4
2007-08	Ben Gordon	72	1,336	18.6
2008-09	Ben Gordon	82	1,699	20.7
2009-10	<b>DERRICK ROSE</b>	<b>78</b>	<b>1,619</b>	<b>20.8</b>
2010-11	<b>DERRICK ROSE</b>	<b>81</b>	<b>2,026</b>	<b>25.0</b>
2011-12	<b>DERRICK ROSE</b>	<b>39</b>	<b>852</b>	<b>21.8</b>

## FIELD GOAL %

SEASON	PLAYER	FGM	FGA	PCT
1966-67	Bob Boozer	538	1,104	.487
1967-68	Bob Boozer	622	1,265	.492
1968-69	Bob Boozer	661	1,375	.481
1969-70	Chet Walker	596	1,248	.477
1970-71	Tom Boerwinkle	357	736	.485
1971-72	Chet Walker	619	1,225	.505
1972-73	Chet Walker	597	1,248	.478
1973-74	Cliff Ray	313	612	.511
1974-75	Chet Walker	524	1,076	.487
1975-76	Mickey Johnson	478	1,033	.463
1976-77	Artis Gilmore	570	1,091	.522
1977-78	Artis Gilmore	704	1,260	.559
1978-79	Artis Gilmore	753	1,310	.575
1979-80	Artis Gilmore	305	513	.595
1980-81	Artis Gilmore	547	816	.670*
1981-82	Artis Gilmore	546	837	.652*
1982-83	Orlando Woolridge	361	622	.580
1983-84	Orlando Woolridge	570	1,086	.525
1984-85	Orlando Woolridge	679	1,225	.554
1985-86	Charles Oakley	281	541	.519
1986-87	Gene Banks	249	462	.539
1987-88	Michael Jordan	1,069	1,998	.535
1988-89	Michael Jordan	966	1,795	.538
1989-90	Michael Jordan	1,034	1,964	.526
1990-91	John Paxson	317	578	.548
1991-92	Horace Grant	457	790	.578
1992-93	Horace Grant	421	829	.508
1993-94	Horace Grant	460	878	.524
1994-95	Toni Kukoc	487	967	.504
1995-96	Michael Jordan	916	1,850	.495
1996-97	Michael Jordan	920	1,892	.486
1997-98	Michael Jordan	881	1,893	.465
1998-99	Mark Bryant	168	348	.483
1999-00	Elton Brand	630	1,306	.482
2000-01	Elton Brand	178	375	.476
2001-02	Eddy Curry	589	1,217	.481
2002-03	Eddy Curry	335	573	.585*
2003-04	Eddy Curry	417	840	.496
2004-05	Eddy Curry	393	730	.538
2005-06	Iyson Chandler	160	283	.565
2006-07	<b>LUOL DENG</b>	<b>630</b>	<b>1,218</b>	<b>.517</b>
2007-08	Aaron Gray	103	204	.505
2008-09	<b>JOAKIM NOAH</b>	<b>207</b>	<b>372</b>	<b>.556</b>
2009-10	<b>JOAKIM NOAH</b>	<b>262</b>	<b>520</b>	<b>.504</b>
2010-11	<b>JOAKIM NOAH</b>	<b>211</b>	<b>402</b>	<b>.525</b>
2011-12	<b>CARLOS BOOZER</b>	<b>448</b>	<b>842</b>	<b>.532</b>

## FREE THROW %

SEASON	PLAYER	FTM	FTA	PCT
1966-67	Guy Rodgers	383	475	.806
1967-68	Film Robinson	285	344	.828
1968-69	Bob Boozer	394	489	.806
1969-70	Chet Walker	483	568	.850
1970-71	Chet Walker	480	559	.859*
1971-72	Chet Walker	481	568	.847
1972-73	Bob Weiss	159	189	.841
1973-74	Chet Walker	439	502	.875
1974-75	Chet Walker	413	480	.860
1975-76	Bob Love	362	452	.801
1976-77	Mickey Johnson	188	227	.828
1977-78	Scottie Pippen	362	446	.812
1978-79	Mickey Johnson	273	329	.830
1979-80	Reggie Theus	500	597	.838
1980-81	Ricky Sobers	231	247	.935
1981-82	David Greenwood	240	291	.825
1982-83	Reggie Theus	434	542	.801
1983-84	Dave Corzine	231	275	.840
1984-85	Michael Jordan	630	746	.845
1985-86	George Gervin	283	322	.879
1986-87	Michael Jordan	833	972	.857
1987-88	Michael Jordan	723	860	.841
1988-89	Michael Jordan	674	793	.850
1989-90	Michael Jordan	543	699	.848
1990-91	Michael Jordan	571	651	.878
1991-92	Michael Jordan	491	599	.819
1992-93	B. J. Armstrong	130	151	.861
1993-94	B. J. Armstrong	194	227	.855
1994-95	B. J. Armstrong	206	233	.884
1995-96	Michael Jordan	548	657	.834
1996-97	Michael Jordan	480	576	.833
1997-98	Michael Jordan	565	721	.784
1998-99	Kornel David	90	111	.811
1999-00	Fred Holberg	69	76	.908
2000-01	Fred Holberg	136	157	.866
2001-02	Travis Best	47	51	.922
2002-03	Jalen Rose	399	467	.854
2003-04	Jamal Crawford	200	240	.833
2004-05	Ben Gordon	233	270	.863
2005-06	Andrés Nocioni	204	242	.843
2006-07	Ben Gordon	380	440	.864
2007-08	Ben Gordon	266	293	.908
2008-09	Ben Gordon	330	382	.864
2009-10	Jannero Pargo	42	45	.933
2010-11	Kyle Korver	77	87	.885
2011-12	John Lucas	28	32	.875

\* league leader





## 3-PT FIELD GOAL %

(APPEAR IN AT LEAST 50% OF TEAM GAMES AND 1.0 3FGA/GAME)

SEASON	PLAYER	3FGM	3FGA	PCT
1979-80	Reggie Theus	28	105	.267
1980-81	Reggie Theus	18	90	.200
1981-82	Reggie Theus	25	100	.250
1982-83	Reggie Theus	21	91	.231
1983-84	None qualified			
1984-85	None qualified			
1985-86	Kyle Macy	58	140	.414
1986-87	John Paxson	52	140	.371
1987-88	John Paxson	33	95	.347
1988-89	Craig Hodges	71	168	.423
1989-90	Craig Hodges	87	181	.481
1990-91	John Paxson	42	96	.438
1991-92	B.J. Armstrong	35	87	.402
1992-93	B.J. Armstrong	63	139	.453*
1993-94	B.J. Armstrong	60	135	.444
1994-95	Steve Kerr	89	170	.524*
1995-96	Steve Kerr	122	237	.515
1996-97	Steve Kerr	110	237	.440
1997-98	Steve Kerr	57	130	.438
1998-99	Rusty LaRue	30	89	.337
1999-00	Hersey Hawkins	55	141	.390
2000-01	Fred Hoiberg	103	250	.412
2001-02	A.J. Guyton	46	123	.374
2002-03	Donyell Marshall	33	87	.379
<b>2003-04</b>	<b>KIRK HINRICH</b>	<b>144</b>	<b>369</b>	<b>.390</b>
2004-05	Ben Gordon	134	331	.405
2005-06	Ben Gordon	166	382	.435
<b>2006-07</b>	<b>KIRK HINRICH</b>	<b>140</b>	<b>337</b>	<b>.415</b>
2007-08	Ben Gordon	142	346	.410
2008-09	Ben Gordon	173	422	.410
<b>2009-10</b>	<b>LUOL DENG</b>	<b>32</b>	<b>83</b>	<b>.386</b>
2010-11	Kyle Korver	120	289	.415
2011-12	Kyle Korver	118	271	.435

## 3-PT FIELD GOALS MADE

SEASON	PLAYER	3FGM
1979-80	Reggie Theus	28
1980-81	Reggie Theus	18
1981-82	Reggie Theus	25
1982-83	Reggie Theus	21
1983-84	Mitchell Wiggins	7
1984-85	Rod Higgins	10
1985-86	Kyle Macy	58
1986-87	John Paxson	52
1987-88	John Paxson	33
1988-89	Craig Hodges	71
1989-90	Michael Jordan	92
1990-91	Craig Hodges	44
1991-92	Craig Hodges	36
1992-93	Michael Jordan	81
1993-94	Scottie Pippen	63
1994-95	Scottie Pippen	109
1995-96	Scottie Pippen	150
1996-97	Scottie Pippen	156
1997-98	Toni Kukoc	63
1998-99	Brent Barry	52
1999-00	Matt Maloney	62
2000-01	Fred Hoiberg	103
2001-02	Trenton Hassell	60
2002-03	Jalen Rose	133
2003-04	Jamal Crawford	165
<b>2004-05</b>	<b>KIRK HINRICH</b>	<b>144</b>
2005-06	Ben Gordon	166
2006-07	Ben Gordon	155
2007-08	Ben Gordon	142
2008-09	Ben Gordon	173
<b>2009-10</b>	<b>KIRK HINRICH</b>	<b>104</b>
<b>2010-11</b>	<b>DERRICK ROSE</b>	<b>128</b>
2011-12	Kyle Korver	118

\* league leader

## REBOUNDING

SEASON	PLAYER	G	REB	AVG
1966-67	Jerry Sloan	80	726	9.1
1967-68	Jim Washington	82	825	10.1
1968-69	Tom Boerwinkle	80	889	11.1
1969-70	Tom Boerwinkle	81	1,016	12.5
1970-71	Tom Boerwinkle	82	1,133	13.8
1971-72	Tom Boerwinkle	80	897	11.2
1972-73	Clifford Ray	73	797	10.9
1973-74	Clifford Ray	80	917	12.2
1974-75	Nate Thurmond	80	904	11.3
1975-76	Tom Boerwinkle	74	792	10.7
1976-77	Artis Gilmore	82	1,070	13.0
1977-78	Artis Gilmore	82	1,071	13.1
1978-79	Artis Gilmore	82	1,043	12.7
1979-80	David Greenwood	82	773	9.4
1980-81	Artis Gilmore	82	828	10.1
1981-82	Artis Gilmore	82	835	10.2
1982-83	David Greenwood	79	765	9.7
1983-84	David Greenwood	78	786	10.1
1984-85	Michael Jordan	82	534	6.5
1985-86	Charles Oakley	77	664	8.6
1986-87	Charles Oakley	82	1,074	13.1
1987-88	Charles Oakley	82	1,066	13.0
1988-89	Horace Grant	79	681	8.6
1989-90	Horace Grant	80	629	7.9
1990-91	Horace Grant	78	659	8.4
1991-92	Horace Grant	81	807	10.0
1992-93	Horace Grant	77	729	9.5
1993-94	Horace Grant	70	769	10.9
1994-95	Scottie Pippen	79	639	8.1
1995-96	Dennis Rodman	64	952	14.9*
1996-97	Dennis Rodman	55	883	16.1*
1997-98	Dennis Rodman	80	1,201	15.0*
1998-99	Toni Kukoc	44	310	7.0
1999-00	Elton Brand	81	810	10.0
2000-01	Elton Brand	74	746	10.1
2001-02	Marcus Fizer	76	427	5.6
2002-03	Donyell Marshall	78	699	9.0
2003-04	Antonio Davis	65	528	8.1
2004-05	Tyson Chandler	80	775	9.7
2005-06	Tyson Chandler	79	714	9.0
2006-07	Ben Wallace	77	821	10.7
2007-08	Ben Wallace	50	441	8.8
<b>2008-09</b>	<b>JOAKIM NOAH</b>	<b>80</b>	<b>606</b>	<b>7.6</b>
<b>2009-10</b>	<b>JOAKIM NOAH</b>	<b>64</b>	<b>705</b>	<b>11.0</b>
<b>2010-11</b>	<b>CARLOS BOOZER</b>	<b>59</b>	<b>565</b>	<b>9.6</b>
<b>2011-12</b>	<b>JOAKIM NOAH</b>	<b>64</b>	<b>629</b>	<b>9.8</b>

## OFFENSIVE REBOUNDS

SEASON	PLAYER	G	ORB	AVG
1973-74	Clifford Ray	80	285	3.6
1974-75	Nate Thurmond	80	259	3.2
1975-76	Mickey Johnson	81	279	3.4
1976-77	Artis Gilmore	82	313	3.8
1977-78	Artis Gilmore	82	318	3.9
1978-79	Artis Gilmore	82	293	3.6
1979-80	David Greenwood	82	223	2.7
1980-81	David Greenwood	82	243	3.0
1981-82	Artis Gilmore	82	224	2.7
1982-83	Dave Corzine	82	243	3.0
1983-84	David Greenwood	78	214	2.7
1984-85	Michael Jordan	78	214	2.7
1985-86	Charles Oakley	77	255	3.3
1986-87	Charles Oakley	82	299	3.6
1987-88	Charles Oakley	82	326	4.0
1988-89	Horace Grant	79	240	3.0
1989-90	Horace Grant	80	236	2.9
1990-91	Horace Grant	78	266	3.4
1991-92	Horace Grant	81	344	4.2
1992-93	Horace Grant	77	341	4.4
1993-94	Horace Grant	70	306	4.4
1994-95	Will Perdue	78	211	2.7
1995-96	Dennis Rodman	64	356	5.6*
1996-97	Dennis Rodman	55	320	5.8*
1997-98	Dennis Rodman	80	421	5.3*
1998-99	Dickey Simpkins	50	110	2.2
1999-00	Elton Brand	81	348*	4.3*
2000-01	Elton Brand	74	285	3.9
2001-02	Marcus Fizer	76	128	1.7
2002-03	Donyell Marshall	78	234*	3.0
2003-04	Antonio Davis	65	158	2.4
2004-05	Tyson Chandler	80	261	3.3
2005-06	Tyson Chandler	79	265	3.4
2006-07	Ben Wallace	77	303	3.9
2007-08	Ben Wallace	50	175	3.5
<b>2008-09</b>	<b>JOAKIM NOAH</b>	<b>80</b>	<b>244</b>	<b>3.1</b>
<b>2009-10</b>	<b>TAJ GIBSON</b>	<b>82</b>	<b>226</b>	<b>2.8</b>
<b>2010-11</b>	<b>JOAKIM NOAH</b>	<b>48</b>	<b>182</b>	<b>3.8</b>
<b>2011-12</b>	<b>JOAKIM NOAH</b>	<b>64</b>	<b>242</b>	<b>3.8</b>



## DEFENSIVE REBOUNDS

SEASON	PLAYER	G	DRB	AVG
1973-74	Clifford Ray	80	692	8.7
1974-75	Nate Thurmond	80	645	8.1
1975-76	Tom Boerwinkle	74	529	7.1
1976-77	Artis Gilmore	82	757	9.2
1977-78	Artis Gilmore	82	753	9.2
1978-79	Artis Gilmore	82	750	9.1
1979-80	David Greenwood	82	550	6.7
1980-81	Artis Gilmore	82	608	7.4
1981-82	Artis Gilmore	82	611	7.5
1982-83	David Greenwood	79	548	6.9
1983-84	David Greenwood	78	572	7.3
1984-85	Michael Jordan	82	367	4.5
1985-86	Sidney Green	80	450	5.6
1986-87	Charles Oakley	82	775	9.5
1987-88	Charles Oakley	82	740	9.0
1988-89	Michael Jordan	81	503	6.2
1989-90	Michael Jordan	82	422	5.1
1990-91	Scottie Pippen	82	432	5.3
1991-92	Horace Grant	81	463	5.7
1992-93	Scottie Pippen	81	418	5.1
1993-94	Horace Grant	70	463	6.6
1994-95	Scottie Pippen	79	464	5.9
1995-96	Dennis Rodman	64	596	9.3
1996-97	Dennis Rodman	55	563	10.2
1997-98	Dennis Rodman	80	780	9.8
1998-99	Toni Kukoc	44	245	5.6
1999-00	Elton Brand	81	462	5.7
2000-01	Elton Brand	74	461	6.2
2001-02	Marcus Fizer	76	299	3.9
2002-03	Donyell Marshall	78	465	6.0
2003-04	Antonio Davis	65	370	5.7
2004-05	Tyson Chandler	80	514	6.4
2005-06	Tyson Chandler	79	449	5.7
2006-07	Ben Wallace	77	518	6.7
2007-08	Ben Wallace	50	266	5.3
2008-09	<b>JOAKIM NOAH</b>	<b>80</b>	<b>362</b>	<b>4.5</b>
2009-10	<b>JOAKIM NOAH</b>	<b>64</b>	<b>485</b>	<b>7.6</b>
2010-11	<b>CARLOS BOOZER</b>	<b>59</b>	<b>435</b>	<b>7.4</b>
2011-12	<b>CARLOS BOOZER</b>	<b>66</b>	<b>450</b>	<b>6.8</b>

## ASSISTS

SEASON	PLAYER	G	AST	AVG
1966-67	Guy Rodgers	81	908	11.2*
1967-68	Keith Erickson	78	267	3.4
1968-69	Clem Haskins	79	306	3.9
1969-70	Clem Haskins	82	624	7.6
1970-71	Tom Boerwinkle	82	397	4.8
1971-72	Bob Weiss	82	377	4.6
1972-73	Norm Van Lier	80	567	7.1
1973-74	Norm Van Lier	80	548	6.9
1974-75	Norm Van Lier	70	403	5.8
1975-76	Norm Van Lier	76	500	6.6
1976-77	Norm Van Lier	82	636	7.8
1977-78	Norm Van Lier	78	531	6.8
1978-79	Reggie Theus	82	429	5.2
1979-80	Reggie Theus	82	515	6.3
1980-81	Reggie Theus	82	426	5.2
1981-82	Reggie Theus	82	476	5.8
1982-83	Reggie Theus	82	494	5.9
1983-84	Emnis Whitley	80	662	8.3
1984-85	Michael Jordan	82	481	5.9
1985-86	Kyle Macy	82	446	5.4
1986-87	John Paxson	82	467	5.7
1987-88	Michael Jordan	82	485	5.9
1988-89	Michael Jordan	81	630	8.0
1989-90	Michael Jordan	82	519	6.3
1990-91	Scottie Pippen	82	511	6.2
1991-92	Scottie Pippen	82	572	7.0
1992-93	Scottie Pippen	81	507	6.3
1993-94	Scottie Pippen	72	403	5.6
1994-95	Scottie Pippen	79	409	5.2
1995-96	Scottie Pippen	77	452	5.9
1996-97	Scottie Pippen	82	467	5.7
1997-98	Toni Kukoc	74	314	4.2
1998-99	Toni Kukoc	44	235	5.3
1999-00	Randy Brown	59	202	3.4
	Ron Artest	72	202	2.8
	Fred Hoiberg	74	263	3.9
2000-01	Trenton Hassell	78	172	2.2
2001-02	Jalen Rose	82	395	4.8
2003-04	<b>KIRK HINRICH</b>	<b>76</b>	<b>517</b>	<b>6.8</b>
2004-05	<b>KIRK HINRICH</b>	<b>77</b>	<b>494</b>	<b>6.4</b>
2005-06	<b>KIRK HINRICH</b>	<b>81</b>	<b>514</b>	<b>6.3</b>
2006-07	<b>KIRK HINRICH</b>	<b>80</b>	<b>500</b>	<b>6.3</b>
2007-08	<b>KIRK HINRICH</b>	<b>75</b>	<b>452</b>	<b>6.0</b>
2008-09	<b>DERRICK ROSE</b>	<b>81</b>	<b>512</b>	<b>6.3</b>
2009-10	<b>DERRICK ROSE</b>	<b>78</b>	<b>469</b>	<b>6.0</b>
2010-11	<b>DERRICK ROSE</b>	<b>81</b>	<b>623</b>	<b>7.7</b>
2011-12	<b>DERRICK ROSE</b>	<b>39</b>	<b>307</b>	<b>7.9</b>

## STEALS

SEASON	PLAYER	G	STL	AVG
1973-74	Jerry Sloan	77	183	2.38
1974-75	Jerry Sloan	78	171	2.19
1975-76	Norm Van Lier	76	150	1.97
1976-77	Wilbur Holland	79	169	2.14
1977-78	Wilbur Holland	82	164	2.00
1978-79	Wilbur Holland	82	122	1.49
1979-80	Ricky Sobers	82	136	1.66
1980-81	Reggie Theus	82	122	1.49
1981-82	Reggie Theus	82	87	1.06
1982-83	Reggie Theus	82	143	1.74
1983-84	Emnis Whitley	80	119	1.49
1984-85	Michael Jordan	82	196	2.39
1985-86	Gene Banks	82	81	0.99
	Kyle Macy	82	81	0.99
1986-87	Michael Jordan	82	236	2.88
1987-88	Michael Jordan	82	259	3.16*
1988-89	Michael Jordan	81	234	2.89
1989-90	Michael Jordan	82	227	2.77*
1990-91	Michael Jordan	82	223	2.72
1991-92	Michael Jordan	80	182	2.28
1992-93	Michael Jordan	78	221	2.83*
1993-94	Scottie Pippen	72	211	2.93
1994-95	Scottie Pippen	79	232	2.94
1995-96	Michael Jordan	82	180	2.20
1996-97	Scottie Pippen	82	154	1.88
1997-98	Michael Jordan	82	141	1.72
1998-99	Randy Brown	39	68	1.74
1999-00	Ron Artest	72	119	1.65
2000-01	Ron Artest	76	152	2.00
2001-02	Trenton Hassell	78	55	0.71
2002-03	Donyell Marshall	78	95	1.22
2003-04	Jamal Crawford	80	111	1.39
2004-05	<b>KIRK HINRICH</b>	<b>77</b>	<b>122</b>	<b>1.58</b>
2005-06	<b>KIRK HINRICH</b>	<b>81</b>	<b>94</b>	<b>1.16</b>
2006-07	Ben Wallace	77	111	1.44
2007-08	Ben Wallace	50	69	1.38
2008-09	Tyrus Thomas	79	91	1.15
2009-10	<b>KIRK HINRICH</b>	<b>74</b>	<b>85</b>	<b>1.15</b>
2010-11	Ronnie Brewer	81	106	1.31
2011-12	Ronnie Brewer	66	72	1.09

## BLOCKED SHOTS

SEASON	PLAYER	G	BLK	AVG
1973-74	Clifford Ray	80	173	2.16
1974-75	Nate Thurmond	80	195	2.44
1975-76	Michael Johnson	81	66	0.81
1976-77	Artis Gilmore	82	203	2.48
1977-78	Artis Gilmore	82	181	2.21
1978-79	Artis Gilmore	82	156	1.90
1979-80	David Greenwood	82	129	1.57
1980-81	Artis Gilmore	82	198	2.41
1981-82	Artis Gilmore	82	221	2.70
1982-83	Dave Corzine	82	109	1.33
1983-84	Dave Corzine	82	120	1.46
1984-85	Jawann Oldham	63	127	2.02
1985-86	Jawann Oldham	52	134	2.58
1986-87	Michael Jordan	82	125	1.52
1987-88	Michael Jordan	82	131	1.60
1988-89	Brad Sellers	80	69	0.86
1989-90	Michael Jordan	82	101	1.23
1990-91	Scottie Pippen	82	93	1.13
1991-92	Horace Grant	81	131	1.62
1992-93	Horace Grant	77	96	1.25
1993-94	Horace Grant	70	94	1.20
1994-95	Scottie Pippen	79	89	1.13
1995-96	Luc Longley	62	84	1.35
1996-97	Luc Longley	59	66	1.12
1997-98	Luc Longley	58	62	1.07
1998-99	Ron Harper	35	35	1.00
1999-00	Elton Brand	81	132	1.63
2000-01	Elton Brand	74	118	1.59
2001-02	Tyson Chandler	71	93	1.31
2002-03	Tyson Chandler	75	106	1.41
2003-04	Eddy Curry	73	83	1.14
2004-05	Tyson Chandler	80	141	1.76
2005-06	Tyson Chandler	79	104	1.32
2006-07	Ben Wallace	77	156	2.03
2007-08	Ben Wallace	50	80	1.60
2008-09	Tyrus Thomas	79	151	1.91
2009-10	<b>TJ GIBSON</b>	<b>82</b>	<b>104</b>	<b>1.27</b>
2010-11	<b>TJ GIBSON</b>	<b>80</b>	<b>106</b>	<b>1.33</b>
2011-12	<b>JOAKIM NOAH</b>	<b>64</b>	<b>92</b>	<b>1.44</b>

\* league leader



# BULLS SELECT SCORING CIRCLE

## BULLS SELECT SCORING CIRCLE

PTS.	PLAYER	OPP.	DATE	FG-FGA	FT-FTA
69*	M. Jordan	at CLE	03/28/90	23-37	21-23
64*	M. Jordan	vs. ORL	01/16/93	21-49	9-11
63**	M. Jordan	at BOS (PO)	04/20/86	22-41	19-21
61*	M. Jordan	at DET	03/04/87	22-39	17-18
61	M. Jordan	vs. ATL	04/16/87	22-38	17-21
59	M. Jordan	at DET	04/03/88	21-27	17-19
58	M. Jordan	vs. NJ	02/26/87	16-25	26-27
57	M. Jordan	vs. WAS	12/23/92	22-37	7-8
56	C. Walker	vs. CIN	02/06/72	22-30	12-13
56	M. Jordan	vs. PHI	03/24/87	22-32	12-15
56	M. Jordan	at MIA (PO)	04/29/92	20-30	16-18
55	M. Jordan	vs. CLE (PO)	05/01/88	24-45	7-7
55	M. Jordan	vs. PHO (PO)	06/16/93	21-37	13-18
55	M. Jordan	at NY	03/28/95	21-37	10-11
55	M. Jordan	at WAS (PO)	04/27/97	22-35	10-10
54	M. Jordan	vs. CLE	11/03/89	19-31	15-17
54*	M. Jordan	at LAL	11/20/92	21-39	11-14
54	M. Jordan	vs. NY (PO)	05/31/93	18-30	12-14
53	M. Jordan	vs. POR	01/08/87	20-34	13-16
53	M. Jordan	vs. IND	04/12/87	19-27	15-18
53	M. Jordan	vs. PHO	01/27/89	20-28	13-15
53	M. Jordan	vs. DET	03/07/96	21-28	9-10
52	M. Jordan	vs. CLE	12/17/87	20-31	12-12
52	M. Jordan	vs. POR	02/26/88	21-34	10-12
52	M. Jordan	at BOS	11/09/88	18-33	14-16
52	M. Jordan	at PHI	11/16/88	24-29	4-4
52	M. Jordan	at DEN	11/26/88	19-27	11-14
52	M. Jordan	at ORL	12/20/89	20-37	10-10
52	M. Jordan	vs. CHA	03/12/93	21-35	8-9
51	M. Jordan	at WAS	03/19/92	19-30	12-15
51	M. Jordan	vs. NY	01/21/97	18-30	10-11
50	M. Jordan	at NY	11/01/86	15-31	20-22
50	M. Jordan	at MIL	04/13/87	16-31	18-22
50	M. Jordan	vs. BOS	03/18/88	19-32	11-11
50	M. Jordan	vs. CLE (PO)	04/28/88	19-35	12-12
50	M. Jordan	vs. MIL	02/16/89	16-26	17-18
50	M. Jordan	vs. CLE (PO)	05/05/89	14-28	22-27
50	M. Jordan	vs. DEN	03/24/92	18-31	12-13
50	M. Jordan	at MIA	11/06/96	18-33	13-14
50	J. Crawford	at TOR	04/11/04	18-34	8-11
49	B. Love	vs. MIL	02/04/73	19-33	11-13
49	B. Love	vs. KC	02/06/73	16-28	17-20
49*	M. Jordan	vs. DET	02/12/85	19-31	11-13
49*	M. Jordan	at BOS (PO)	04/17/86	18-36	13-15
49*	M. Jordan	at PHI	01/30/87	19-35	11-12
49	M. Jordan	at PHI	03/11/87	19-34	10-11
49*	M. Jordan	vs. DET	11/21/87	17-38	15-17
49*	M. Jordan	vs. SAC	02/19/88	19-27	11-14
49	M. Jordan	at PHI	03/23/88	20-35	9-12
49*	M. Jordan	at ORL	02/14/90	21-43	7-10
49*	M. Jordan	vs. NY	03/30/90	20-34	8-9
49	M. Jordan	at PHI (PO)	05/11/90	19-34	7-9
49	M. Jordan	at GS	11/24/92	18-30	12-14
49**	M. Jordan	at LAC	11/21/97	18-38	13-19
48	M. Jordan	vs. BOS	11/14/86	17-33	13-14
48	M. Jordan	at ATL	01/10/89	17-29	14-16
48	M. Jordan	at MIL (PO)	05/01/90	20-35	7-9
48	M. Jordan	at CHA (PO)	04/28/95	18-32	11-11
48	M. Jordan	at PHI	01/13/96	18-28	7-7
48*	B. Gordon	at MIL	03/04/07	18-32	6-7
47	B. Love	vs. MIL at Madison	03/15/70	20-27	7-8
47	M. Jordan	vs. DET	01/03/87	16-35	15-17
47	M. Jordan	vs. PHI	01/17/87	17-34	13-14
47	M. Jordan	at UT	12/02/87	17-27	13-16

PTS.	PLAYER	OPP.	DATE	FG-FGA	FT-FTA
47	M. Jordan	at NY	04/19/88	18-27	11-13
47	M. Jordan	at IND	04/13/89	17-30	13-14
47	M. Jordan	vs. NY (PO)	05/14/89	12-18	23-28
47	M. Jordan	vs. MIA	04/01/90	20-29	6-9
47	M. Jordan	vs. DET (PO)	05/26/90	17-32	11-13
47	M. Jordan	at WAS	03/20/93	16-27	13-15
47	M. Jordan	vs. MIL	04/16/93	15-25	17-21
47	S. Pippen	vs. DEN	02/18/97	19-27	7-7
47	M. Jordan	vs. ATL	12/27/97	18-26	11-13
46**	R. Theus	at BOS	12/22/82	16-33	12-13
46	M. Jordan	at POR	03/22/87	14-26	18-20
46	M. Jordan	at CLE	02/21/88	16-31	14-15
46	M. Jordan	vs. BOS	04/24/88	16-25	14-15
46	M. Jordan	vs. DET (PO)	05/27/89	16-26	14-15
46	M. Jordan	vs. MIL	04/15/91	17-27	12-14
46	M. Jordan	at PHI (PO)	05/10/91	20-34	6-9
46	M. Jordan	at MIL	11/02/91	19-29	7-7
46	M. Jordan	vs. CLE	02/17/92	21-32	4-5
46	M. Jordan	vs. MIA (PO)	04/24/92	21-34	4-4
46	M. Jordan	at POR (PO)	06/12/92	14-23	16-19
46	M. Jordan	at WAS	01/15/96	16-31	11-11
46	M. Jordan	at NY (PO)	05/11/96	17-35	10-13
45	M. Jordan	vs. SA	11/13/84	18-27	8-11
45	M. Jordan	vs. CLE	12/27/84	20-33	5-5
45	M. Jordan	vs. ATL	01/26/85	17-24	11-11
45	G. Gervin	at DAL	01/27/86	15-29	15-16
45	M. Jordan	at UT	12/03/86	17-33	11-13
45	M. Jordan	vs. SEA	02/13/87	14-28	17-19
45	M. Jordan	vs. UT	01/09/88	17-23	11-14
45	M. Jordan	at MIN	11/08/89	15-24	14-14
45	M. Jordan	at CHA	01/12/90	19-28	7-9
45	M. Jordan	vs. IND	03/10/90	17-27	10-10
45	M. Jordan	at BOS	04/20/90	21-29	3-3
45	M. Jordan	vs. PHI (PO)	05/09/90	18-36	8-8
45	M. Jordan	at PHI (PO)	05/13/90	16-31	12-13
45	M. Jordan	at MIL	12/09/95	16-28	13-16
45	M. Jordan	at ORL (PO)	05/27/96	16-23	10-14
45	M. Jordan	vs. CLE	12/28/96	13-25	19-20
45	M. Jordan	at SEA	02/02/97	19-28	5-6
45	M. Jordan	vs. HOU	01/18/98	16-29	11-12
45	M. Jordan	at UT (PO)	06/14/98	15-35	12-15
44*	C. Walker	vs. CIN at Omaha	03/16/70	16-31	12-12
44*	C. Walker	vs. DET	02/19/71	14-20	16-16
44	B. Love	vs. SF at SD	03/05/71	17-32	10-14
44	B. Love	at CLE	02/04/73	15-28	14-17
44	O. Bailey	at NY	04/02/84	17-26	9-9
44	O. Woolridge	vs. PHO	01/25/86	18-27	7-10
44	M. Jordan	vs. IND	12/27/86	20-29	4-4
44	M. Jordan	at HOU	03/16/87	15-28	14-14
44	M. Jordan	vs. HOU	12/12/87	16-28	12-12
44	M. Jordan	vs. MIL	04/17/88	17-29	10-14
44	M. Jordan	at CLE (PO)	05/05/88	18-25	8-9
44	M. Jordan	vs. CLE (PO)	05/03/89	18-34	7-9
44	M. Jordan	at CLE (PO)	05/07/89	17-32	9-13
44	M. Jordan	vs. GS	01/18/90	17-30	3-3
44	M. Jordan	at SA	02/03/90	17-32	8-8
44	M. Jordan	vs. ORL	04/02/91	17-26	10-12
44	M. Jordan	at BOS	11/06/91	16-26	9-9
44	M. Jordan	at MIL	01/03/92	19-29	6-8
44	M. Jordan	vs. CLE	03/28/92	21-32	2-2
44	M. Jordan	vs. PHO	03/30/93	19-31	6-7
44	M. Jordan	vs. PHO (PO)	06/13/93	19-43	3-6
44	M. Jordan	vs. IND	02/18/96	16-29	9-10
44	M. Jordan	vs. NY (PO)	05/05/96	17-35	9-9

\* OT Game \*\* 2 OT Game

FRONT OFFICE BBALL OPS PLAYERS THE NBA OPPONENTS 2011-12 SEASON RECORDS PLAYOFFS HISTORY COMMUNITY MEDIA CONTENTS



## BULLS SELECT SCORING CIRCLE

PTS.	PLAYER	OPP.	DATE	FG-FGA	FT-FTA
44	M. Jordan	at UT	11/23/96	17-32	10-12
44	M. Jordan	vs. MIL	01/02/98	15-22	13-15
44	M. Jordan	at NY	01/09/98	17-33	9-10
44	M. Jordan	vs. NY	04/18/98	11-24	22-24
44	E. Brand	vs. WAS	04/13/00	16-21	12-15
44**	J. Rose	at HOU	03/16/02	18-34	5-5
<b>44</b>	<b>D. ROSE</b>	<b>AT ATL (PO)</b>	<b>05/06/11</b>	<b>16-27</b>	<b>8-9</b>
43	J. Sloan	at MIL	03/05/69	19-36	5-6
43	M. Jordan	at PHO	12/05/86	15-37	13-17
43	M. Jordan	at SA	12/06/86	18-33	7-7
43	M. Jordan	vs. CLE	12/23/86	18-33	7-7
43	M. Jordan	vs. HOU	01/15/87	17-43	8-9
43	M. Jordan	vs. SAC	02/16/87	13-30	17-18
43	M. Jordan	vs. CLE	02/22/87	16-29	11-15
43	M. Jordan	vs. CLE	12/27/88	18-30	6-6
43	M. Jordan	vs. ORL	01/05/90	19-31	3-3
43	M. Jordan	vs. MIL	02/21/90	13-25	17-19
43	M. Jordan	vs. UT	03/08/90	12-29	19-22
43	M. Jordan	vs. SAC	03/24/90	16-28	9-10
43	M. Jordan	at DAL	04/07/90	15-26	10-13
43	S. Pippen	vs. CHA	02/23/91	16-17	11-15
43	M. Jordan	at PHI	03/24/93	20-29	1-2
43	M. Jordan	vs. CLE (PO)	05/11/93	16-30	11-11
43	M. Jordan	vs. CHA	02/11/97	16-24	10-14
43**	B. Gordon	at MIA	03/09/09	14-23	7-8
<b>42</b>	<b>D. ROSE</b>	<b>VS. SA</b>	<b>02/17/11</b>	<b>18-28</b>	<b>6-6</b>
<b>42</b>	<b>D. ROSE</b>	<b>AT IND</b>	<b>03/18/11</b>	<b>11-27</b>	<b>18-21</b>
42	D. Kojis	at LAL	02/12/67	17-27	8-12
42	B. Boozer	at LAL	10/27/67	16-29	10-12
42	B. Love	at BAL	12/25/70	16-28	10-11
42*	N. Van Lier	at SEA	01/12/75	18-32	6-8
42	A. Gilmore	vs. KC	03/18/77	11-14	20-25
42	R. Theus	vs. UT	11/19/82	17-24	8-11
42	M. Jordan	at NY	01/05/85	16-25	10-11
42	M. Jordan	at BOS (PO)	04/26/87	14-29	12-14
42	M. Jordan	vs. BOS	01/12/88	19-35	4-5
42	M. Jordan	vs. PHO	01/22/88	17-25	8-8
42	M. Jordan	at NJ	11/12/88	17-31	8-12
42	M. Jordan	vs. LAL	12/20/88	11-23	18-22
42	M. Jordan	vs. BOS	01/15/89	13-23	16-17
42	M. Jordan	vs. NY	01/12/90	10-17	18-20
42	M. Jordan	vs. DET (PO)	05/28/90	13-26	16-19
42	M. Jordan	vs. GS	12/27/90	17-25	7-7
42	M. Jordan	at NJ	03/28/91	16-26	10-11
42	M. Jordan	vs. NY (PO)	05/17/92	15-29	12-13
42	M. Jordan	at SA	01/24/93	16-35	10-11
42	M. Jordan	at PHO (PO)	06/11/93	18-36	4-5
42	M. Jordan	vs. CHA	11/03/95	16-29	7-9
42	M. Jordan	at NY	03/08/98	17-33	7-9
42	J. Crawford	vs. WAS	12/27/03	16-27	5-5
42	B. Gordon	at BOS (PO)	04/20/09	14-24	8-9
41	F. Robinson	vs. LAL (PO)	03/27/68	18-33	5-8
41	B. Love	vs. MIL	12/28/71	14-25	13-13
41	B. Love	at BOS	12/28/72	17-32	7-10
41**	A. Gilmore	at NY	03/24/79	15-26	11-18
41	R. Theus	at DET	11/03/82	14-26	12-13
41	M. Jordan	vs. BOS	02/05/85	14-25	13-14
41	M. Jordan	at CLE	11/02/86	16-31	9-12
41	M. Jordan	at LAL	11/28/86	19-43	3-4
41	M. Jordan	at ATL	12/10/86	15-25	11-12
41	M. Jordan	at MIL	12/12/86	16-24	9-11
41	M. Jordan	vs. NJ	12/16/86	13-29	15-18

PTS.	PLAYER	OPP.	DATE	FG-FGA	FT-FTA
41	M. Jordan	at IND	12/18/86	15-27	11-12
41*	M. Jordan	vs. LAC	01/03/89	15-30	11-15
41	M. Jordan	vs. DAL	12/12/89	18-29	3-4
41	M. Jordan	vs. CLE	03/23/90	18-32	5-6
41	M. Jordan	at BOS	11/09/90	17-25	7-8
41	M. Jordan	vs. NJ	01/08/91	18-28	4-5
41	M. Jordan	vs. PHI	04/07/91	16-27	9-14
41	M. Jordan	at CHA	04/19/91	15-22	11-13
41	S. Pippen	at MIL	02/28/92	17-24	7-7
41	M. Jordan	vs. PHO (PO)	06/18/93	16-29	7-10
41	M. Jordan	vs. DAL	12/29/97	16-29	9-11
41	M. Jordan	at MIN	04/03/98	16-25	7-8
41	M. Jordan	vs. IND (PO)	05/19/98	13-22	15-18
41	B. Gordon	vs. PHO	01/02/07	13-25	13-14
40	B. Boozer	at NY	12/25/66	15-23	10-10
40	B. Love	at NY	02/06/71	16-32	8-8
40	B. Love	vs. BOS	11/20/71	18-32	4-5
40	B. Love	vs. CLE	12/07/71	16-28	8-11
40	B. Love	at PHI	01/05/72	19-38	2-6
40	B. Love	vs. NO	01/06/76	13-23	14-17
40	R. Theus	vs. CLE	11/04/82	16-22	8-9
40	R. Theus	vs. DET	11/20/82	18-26	4-8
40	M. Jordan	at PHI	04/05/85	13-21	14-15
40	M. Jordan	vs. NY	11/21/86	14-26	12-15
40	M. Jordan	at GS	11/29/86	11-30	18-19
40	M. Jordan	at SEA	12/02/86	13-30	14-15
40	M. Jordan	vs. DEN	12/09/86	16-30	8-9
40	M. Jordan	at LAC	03/19/87	14-23	11-11
40	M. Jordan	at SAC	03/21/87	13-25	14-15
40	M. Jordan	at NJ	03/26/87	14-30	12-14
40	M. Jordan	at SA	12/05/87	15-22	10-12
40	M. Jordan	vs. NY	04/08/88	13-24	14-18
40	M. Jordan	vs. SAC	02/02/89	15-21	10-12
40*	M. Jordan	vs. DET	04/07/89	11-18	18-21
40	M. Jordan	at ATL	04/09/89	13-29	14-14
40	M. Jordan	vs. NY (PO)	05/13/89	14-25	11-13
40	M. Jordan	vs. NY (PO)	05/19/89	14-22	11-12
40	M. Jordan	vs. DET	11/07/89	13-24	14-17
40	M. Jordan	at UT	11/15/89	12-26	16-19
40	M. Jordan	at PHI	01/09/91	16-27	8-11
40	M. Jordan	vs. WAS	02/19/91	15-27	10-10
40	M. Jordan	at DET	04/12/91	13-24	13-15
40	M. Jordan	vs. GS	11/05/91	17-22	5-8
40**	M. Jordan	at POR	11/29/91	16-39	8-10
40	M. Jordan	at MIA	01/08/92	17-27	6-9
40	M. Jordan	at NJ	03/17/92	16-32	8-12
40	M. Jordan	at PHO	11/22/92	16-27	8-8
40	M. Jordan	vs. IND	02/10/93	16-27	7-9
40	M. Jordan	vs. NJ	04/02/93	16-24	8-9
40	S. Pippen	vs. LAL	03/11/95	16-26	4-5
40	M. Jordan	at GS	02/07/96	15-31	10-13
40	S. Pippen	at IND	02/18/96	14-26	8-10
40	M. Jordan	vs. MIA	04/04/96	13-24	13-16
40	M. Jordan	vs. CHA	04/08/96	13-27	13-19
40	M. Jordan	at LAC	11/25/96	14-26	11-12
40	M. Jordan	at MIL	12/03/96	13-27	14-17
40	M. Jordan	vs. SEA	01/13/98	12-27	16-18
40	M. Jordan	at UT	02/04/98	17-37	5-6
40	M. Jordan	at HOU	04/05/98	18-31	4-4
40	B. Gordon	vs. MIA	12/27/06	11-17	17-19
<b>40</b>	<b>L. DENG</b>	<b>VS. POR</b>	<b>11/01/10</b>	<b>14-19</b>	<b>9-11</b>

\* OT Game \*\* 2 OT Game



# ★ ALL-TIME SINGLE GAME REBOUNDING BESTS

## ALL-TIME SINGLE-GAME REBOUNDING BESTS

RBS.	PLAYER	DATE	OPPONENT
37	T. Boerwinkle	01/08/70	vs. PHO
35	C. Oakley	04/22/88	vs. CLE
33*	T. Boerwinkle	03/09/71	vs. MIL
29	M. Landsberger	01/28/79	at DEN
29	D. Rodman	12/27/97	vs. ATL
28	T. Boerwinkle	11/13/71	vs. HOU
28	A. Gilmore	12/22/78	vs. SA
27	J. Washington	03/15/69	vs. SEA
27	D. Rodman	12/29/97	vs. DAL
27	B. Wallace	12/15/07	vs. MIL
26	A. Gilmore	11/11/77	at NJ
26	A. Gilmore	12/13/77	vs. DEN
26*	C. Oakley	03/15/86	vs. MIL
26	D. Rodman	01/10/97	at MIL
25	T. Boerwinkle	04/11/76	at MIL
25	A. Gilmore	02/11/78	vs. KC
25*	A. Gilmore	12/12/81	vs. PHI
25	D. Rodman	12/23/97	vs. LAC
24	J. Washington	01/17/67	vs. BOS
24	T. Boerwinkle	01/11/69	vs. SEA
24	T. Boerwinkle	11/15/69	vs. SF
24	T. Boerwinkle	11/26/69	at DET
24	T. Boerwinkle	12/15/70	vs. BAL
24	T. Boerwinkle	04/16/75	vs. KC (PO)
24	C. Oakley	11/18/87	at WAS
24	D. Rodman	02/27/96	vs. MIN
24	D. Rodman	12/20/97	at NJ
23	J. Washington	01/05/68	vs. NY at PHI
23	T. Boerwinkle	01/06/70	vs. LAL at KC
23	T. Boerwinkle	03/20/70	vs. BAL
23	T. Boerwinkle	03/13/71	vs. PHO
23	T. Boerwinkle	03/18/71	vs. SF
23	A. Gilmore	02/08/77	vs. SA
23	A. Gilmore	12/16/77	vs. PHI
23	M. Landsberger	11/10/78	at DET
23	H. Grant	11/19/93	at LAL
23	D. Rodman	02/02/96	at LAL
23	D. Rodman	02/18/96	at IND
23	D. Rodman	12/14/96	vs. CHA
22	T. Boerwinkle	11/25/69	vs. DET at KC
22	T. Boerwinkle	01/16/70	vs. SEA at KC
22	T. Boerwinkle	10/17/70	at NY
22	T. Boerwinkle	12/11/70	vs. ATL
22	T. Boerwinkle	12/20/70	at CLE
22	T. Boerwinkle	12/10/71	vs. BAL
22	C. Ray	12/15/73	vs. HOU
22	C. Ray	02/24/74	at LAL
22	A. Gilmore	12/08/77	vs. NJ
22*	A. Gilmore	01/31/78	vs. ATL
22*	M. Landsberger	01/30/79	vs. SA
22	D. Corzine	01/21/82	vs. BOS
22	D. Corzine	12/27/82	at WAS
22	D. Corzine	01/21/83	vs. BOS
22	D. Greenwood	01/07/84	vs. WAS
22	D. Rodman	11/11/96	vs. PHO
22	D. Rodman	12/25/96	vs. DET

RBS.	PLAYER	DATE	OPPONENT
22	D. Rodman	01/03/97	vs. ORL
22	D. Rodman	11/03/97	vs. SA
22	D. Rodman	01/27/98	at VAN
22	D. Rodman	01/30/98	vs. GS
22	D. Rodman	03/12/98	at DAL
22	T. Chandler	02/15/03	vs. DEN
22	T. Chandler	10/31/03	vs. ATL
22	T. Chandler	04/06/05	at ORL
22	A. Gray	04/16/08	vs. TOR
<b>22</b>	<b>C. BOOZER</b>	<b>04/12/11</b>	<b>AT NY</b>
21	T. Boerwinkle	02/03/69	at BAL
21	J. Washington	02/07/69	vs. NY
21	T. Boerwinkle	11/28/69	vs. SD
21*	J. Sloan	11/30/69	at LAL
21*	T. Boerwinkle	01/10/70	vs. LAL
21	T. Boerwinkle	02/01/70	vs. CIN
21	T. Boerwinkle	02/02/71	vs. SEA
21	T. Boerwinkle	02/14/71	vs. CLE
21	T. Boerwinkle	02/16/71	vs. ATL
21	C. Ray	12/03/71	vs. NY
21	J. Sloan	01/22/72	vs. HOU
21	C. Ray	01/12/73	vs. LAL
21	M. Johnson	11/28/75	vs. MIL
21*	T. Boerwinkle	04/03/76	vs. DET
21	A. Gilmore	12/17/76	vs. SA
21	A. Gilmore	03/25/77	vs. NY
21	A. Gilmore	03/27/77	vs. CLE
21	A. Gilmore	01/17/78	vs. IND
21	A. Gilmore	03/31/78	vs. DET
21	D. Greenwood	02/26/82	at ATL
21	D. Greenwood	03/06/83	vs. IND
21	C. Oakley	11/28/86	at LAL
21	C. Oakley	03/31/87	vs. WAS
21*	C. Oakley	04/10/87	at PHI
21	C. Oakley	11/07/87	vs. PHI
21	C. Oakley	04/15/88	at NJ
21	C. Oakley	04/24/88	vs. BOS
21	D. Rodman	12/08/95	vs. SA
21	D. Rodman	12/09/95	at MIL
21	D. Rodman	12/30/95	vs. ATL
21	D. Rodman	01/16/96	vs. PHI
21	D. Rodman	02/01/96	at SAC
21	D. Rodman	05/19/96	vs. ORL (PO)
21	D. Rodman	12/30/96	vs. IND
21	D. Rodman	03/25/97	vs. DAL
21	D. Rodman	12/15/97	vs. PHO
21	D. Rodman	01/02/98	vs. MIL
21	D. Rodman	05/13/98	vs. CHA (PO)
21	E. Brand	02/20/01	vs. MIL
21	T. Chandler	12/04/04	at WAS
21	T. Chandler	04/09/05	vs. TOR
21	T. Chandler	03/24/06	vs. NO/OKC
<b>21</b>	<b>J. NOAH</b>	<b>11/10/09</b>	<b>VS. DEN</b>
<b>21</b>	<b>J. NOAH</b>	<b>12/22/09</b>	<b>AT NY</b>
<b>21</b>	<b>J. NOAH</b>	<b>12/31/09</b>	<b>AT DET</b>

\* OT Game

FRONT OFFICE BALL OPS. PLAYERS THE NBA OPPONENTS 2011-12 SEASON RECORDS PLAYOFFS HISTORY COMMUNITY MEDIA CONTENTS

# MOST INDIVIDUAL POINTS AGAINST BULLS



## MOST INDIVIDUAL POINTS AGAINST BULLS

POINTS	PLAYER	DATE	BULLS OPP.	FG-FGA	FT-FTA
68	Wilt Chamberlain	12/16/67	vs. PHI	30-40	8-22
57	Lou Hudson	1/10/69	vs. ATL (at Auburn, Ala.)	25-34	7-8
57	Adrian Dantley	12/04/82	at UT	20-27	17-22
57	Dominique Wilkins	12/10/86	at ATL	19-28	10-13
57	Kerry Stackhouse	04/03/01	vs. DET	21-36	11-13
56	Jelly Tripucka	01/29/83	at DET	18-26	20-22
54	Dave Bing	02/21/71	at DET	22-38	10-10
52	Tracy McGrady	02/21/03	at ORL	15-32	16-20
52	Rick Barry	02/16/67	vs. SF (at Fresno)	18-40	16-19
52	Michael Redd	03/04/07	at MIL	18-32	8-9
50*	Jamal Mashburn	11/19/94	vs. DAL	19-31	9-13
48*	Rick Barry (OT)	02/05/67	vs. SF	17-50	14-16
48**	Dwyane Wade	03/09/09	at MIA	15-21	13-18
47	Adrian Dantley	02/05/80	at UT	15-23	17-17
45	Elgin Baylor	10/19/66	vs. LA	17-27	11-12
45	Moses Malone	11/13/79	vs. PHI	17-25	11-13
45*	Adrian Dantley	11/21/87	vs. DET	13-17	19-22
44	Wally Szczerbiak	04/13/03	at MIN	19-26	0-0
44	Kareem Abdul Jabbar	02/20/72	at MIL	16-30	12-15
44	Kareem Abdul Jabbar (PO)	04/18/74	vs. MIL	20-29	4-4
44	Rick Barry	10/25/77	vs. GS	17-30	10-11
44	George Gervin	10/26/82	at SA	17-31	10-12
44	Larry Bird	04/27/88	at BOS	19-29	6-6
44	Reggie Miller	01/02/90	at IND	13-22	14-15
44	Bernard King	11/03/90	at WAS	14-30	16-21
44	Allen Iverson	04/07/97	vs. PHI	16-32	6-8
44*	Dirk Nowitzki	02/07/09	at DAL	16-34	11-11
43	Rick Barry	10/20/66	vs. SF (at San Jose)	13-29	17-18
43	Oscar Robertson	01/01/67	at CIN	13-21	17-18
43	Oscar Robertson	03/13/67	vs. CIN	14-18	15-15
43	Gail Goodrich	02/21/69	at PHO	18-37	7-7
43	Jeff Mullins	01/24/72	vs. GS	18-22	7-9
43	Rick Barry	03/02/74	at GS	18-25	7-7
43	Toby Knight	12/15/78	vs. NY	19-30	5-6
43	Dominique Wilkins	12/21/91	vs. ATL	16-26	10-12
43	Danny Manning	01/17/93	vs. LAC	21-31	1-3
43	Allen Iverson	01/17/01	at PHI	15-25	11-12
43	Kobe Bryant	11/20/05	at LAL	17-34	8-12
43	Paul Pierce	12/02/05	at BOS	12-21	14-18
43	Vince Carter	04/11/06	vs. NJ	12-27	13-17
43*	J.R. Smith	02/22/08	vs. DEN	15-25	5-8
43*	Carmelo Anthony	04/08/12	at NY	16-31	7-9
42	Allen Iverson	04/15/03	vs. PHI	17-28	17-18
42	Elgin Baylor	02/27/70	at LA	19-29	4-5
42*	Tom Van Arsdale	03/16/70	vs. CIN (at Omaha)	19-32	4-6
42	Nate Archibald	12/01/71	at CIN	16-22	10-13
42	Charlie Scott	01/24/72	at PHO	15-27	12-15
42	Nate Archibald	02/10/73	at KC	16-33	10-11
42	Nate Archibald	10/10/73	at KC	16-23	10-11
42	Bernard King	01/14/84	vs. NY	18-26	6-9
42	Moses Malone	02/25/86	vs. PHI	13-25	16-16
42	Dominique Wilkins	03/07/86	vs. ATL	14-32	14-15
42	Clyde Drexler	02/26/88	vs. POR	18-33	5-6
42	Patrick Ewing	04/08/88	vs. NY	16-20	10-13
42	Charles Barkley	11/16/88	at PHI	18-25	6-8
42	Dominique Wilkins	12/09/82	at ATL	9-22	23-23
42	Glenn Robinson	01/02/98	vs. MIL	17-29	5-6
42	Gilbert Arenas	12/10/05	at WAS	11-22	16-20
42	Devin Harris	02/25/09	at NJ	14-23	11-11
42	Kobe Bryant	12/15/09	vs. LAL	15-26	11-15
42	LaMarcus Aldridge	02/07/11	at POR	15-23	12-14
41	Nate Thurmond	11/19/68	vs. SF	17-27	7-7
41	Earl Monroe	03/21/69	vs. BAL	20-33	1-3
41	Oscar Robertson	11/21/69	at CIN	15-20	11-14
41	Kareem Abdul Jabbar	12/04/71	at MIL	15-24	11-16
41	Bob McAdoo	10/26/74	at BUF	17-26	7-7
41	John Williamson	01/17/78	vs. BUF	18-28	5-5
41	Moses Malone	01/14/81	at HOU	17-27	7-9
41****	Jim Paxson	03/16/84	at POR	16-33	8-10
41	Bernard King	03/01/85	vs. NY	17-31	7-8
41	Kelly Tripucka	02/24/86	vs. DET	17-26	4-5
41	Larry Bird	03/27/87	vs. BOS	17-29	6-6
41	Dominique Wilkins	01/19/88	at ATL	17-34	7-10
41	Shaquille O'Neal	11/19/99	at LAL	11-13	19-31
41	LeBron James	11/05/08	at CLE	13-23	15-16
41	LeBron James	11/08/08	vs. CLE	13-29	11-13
41	Joe Johnson	12/27/08	at ATL	16-31	5-6
40	Rick Barry	11/29/66	at SF	14-30	12-15
40	Oscar Robertson	01/03/67	vs. CIN	15-27	10-10
40	Dave Bing	12/06/67	at DET	17-31	6-8
40	Oscar Robertson	02/02/68	vs. CIN	12-23	16-17
40	Ervin Hayes	11/21/68	vs. SD	15-29	10-16
40	Don Kojis	12/13/69	at SD	17-19	6-6
40	Walt Hazzard	01/18/70	at ATL	18-25	4-5
40	Rick Barry	01/11/75	at GS	19-43	2-2
40	Rick Barry	01/31/75	vs. GS	17-30	6-7
40	Bob McAdoo	02/16/75	vs. BUF	16-36	8-8
40	Pete Maravich	03/13/76	vs. NO	14-27	12-12
40	Frank Robinson	12/09/80	vs. PHO	18-25	4-5
40	Darrell Griffith	03/09/85	vs. UT	15-29	9-11
40	Jeff Malone	01/19/86	at WAS	15-21	10-12
40	Charles Barkley	01/30/87	at PHI	12-17	16-22
40	Reggie Miller	03/02/91	at IND	14-20	11-13
40	Ron Selikaly	02/13/90	at MIA	15-23	10-15
40	Ron Selikaly	02/01/93	at UT	14-18	12-15
40**	Dee Brown	04/22/94	at BOS	14-17	14-15
40	Sam Cassell	03/03/01	at MIL	18-24	2-2
40	Joe Johnson	01/28/06	vs. ATL	16-25	4-4
40	Baron Davis	01/18/08	vs. GS	13-23	6-8
40	Rodney Stuckey	12/23/08	at DET	15-24	9-11
40*	Joe Johnson	12/19/09	vs. ATL	16-32	3-4
40*	Dwight Howard	01/28/11	vs. ORL	14-20	12-16

\* OT Game \*\* 2 OT Game \*\*\*\* 4 OT Game



# BULLS ALL-TIME TRIPLE DOUBLES

## ALL-TIME TRIPLE-DOUBLES

PLAYER	OPPONENT	DATE	PTS-REB-AST
G. Rodgers	vs. SF	10/18/66	22-10-21
G. Rodgers	vs. BOS	01/17/67	13-10-10
J. Sloan	at PHI	11/25/67	22-16-13
J. Sloan	at PHO	12/05/69	21-13-11
T. Boerwinkle	vs. LA	01/10/70	14-21-10
C. Haskins	vs. DET	03/14/70	24-10-15
T. Boerwinkle	at POR	01/21/71	10-16-10
T. Boerwinkle	vs. SEA	02/02/71	13-21-10
N. Van Lier	vs. NY	02/17/72	21-11-14
C. Ray	at POR	12/22/72	10-12-10
N. Van Lier	vs. GS	02/11/73	12-11-15
N. Van Lier	vs. BOS	12/08/73	26-13-11
N. Thurmond*	vs. ATL	10/18/74	22-14-13-12
N. Thurmond	at BUF	10/26/74	11-11-10
T. Boerwinkle	at BUF	04/01/75	12-11-11
T. Boerwinkle	vs. LA	01/13/76	21-18-11
A. Gilmore**	vs. ATL	12/20/77	35-15-11
M. Johnson	vs. HOU	12/02/78	14-10-10
M. Johnson	vs. CLE	12/16/78	19-12-10
M. Johnson	vs. POR	02/20/79	13-12-12
M. Johnson	at NY	03/24/79	33-13-10
W. Holland	at DET	04/08/79	18-11-11
R. Theus	vs. PHI	11/17/79	28-17-10
M. Jordan	vs. DEN	01/14/85	35-14-15
M. Jordan	vs. NY	03/01/85	21-10-10
M. Jordan	vs. MIL	03/17/85	32-11-16
G. Banks	vs. HOU	02/01/86	18-10-10
C. Oakley	vs. PHI	02/10/87	20-12-11
C. Oakley	vs. NY	03/29/87	15-14-10
M. Jordan	vs. NJ	01/02/88	25-10-10
M. Jordan	vs. DET	01/16/88	36-10-10
M. Jordan	vs. LAC	01/03/89	41-10-11
S. Pippen	vs. LAC	01/03/89	15-10-12
M. Jordan	vs. DEN	01/13/89	38-12-11
M. Jordan	vs. DET	01/31/89	21-12-10
M. Jordan	vs. IND	03/13/89	21-14-14
M. Jordan	at SEA	03/25/89	21-12-12
M. Jordan	vs. GS	03/28/89	33-12-11
M. Jordan	at MIL	03/29/89	32-10-10
M. Jordan	vs. CLE	03/31/89	37-10-10
M. Jordan	vs. NJ	04/02/89	28-14-12
M. Jordan	vs. CHA	04/04/89	33-10-12
M. Jordan	at DET	04/06/89	31-13-10
M. Jordan	at ATL	04/09/89	40-10-12
M. Jordan	at IND	04/13/89	47-11-13
M. Jordan	at NJ	04/14/89	29-10-12
M. Jordan	vs. WAS	04/21/89	34-14-11
M. Jordan	at NY (PO)	05/09/89	34-10-12

PLAYER	OPPONENT	DATE	PTS-REB-AST
M. Jordan	vs. POR	02/23/90	35-10-10
S. Pippen	vs. MIL (PO)	04/27/90	17-10-13
S. Pippen	at LAC	11/23/90	13-13-12
S. Pippen	vs. IND	12/22/90	18-10-11
S. Pippen	at NY	04/04/91	20-10-12
S. Pippen	vs. CLE	12/04/91	28-15-10
M. Jordan	vs. CHA	12/06/91	19-11-10
M. Jordan	at ATL	02/21/92	33-10-14
S. Pippen	vs. CHA	04/01/92	18-10-12
S. Pippen	vs. NY (PO)	05/17/92	17-11-11
S. Pippen	at CLE	11/06/92	22-10-10
S. Pippen	vs. DET	11/11/92	16-12-10
M. Jordan	vs. CLE	12/09/92	28-11-10
M. Jordan	vs. PHI	12/19/92	23-10-10
M. Jordan	at CHA	12/29/92	28-12-11
S. Pippen	at ORL	01/12/93	13-10-10
M. Jordan	vs. GS	01/15/93	26-12-10
S. Pippen	at SA	03/05/93	39-13-10
M. Jordan	at NY (PO)	06/02/93	29-10-14
S. Pippen	at PHO (PO)	06/11/93	15-12-12
S. Pippen	vs. CHA	12/20/93	22-11-10
S. Pippen	vs. DET	12/23/93	16-10-10
S. Pippen	vs. ORL	01/10/95	26-10-11
T. Kukoc	vs. BOS	03/30/95	14-10-11
S. Pippen	at CLE	11/09/95	18-13-12
S. Pippen	at SA	11/22/95	15-10-13
D. Rodman	vs. PHI	01/16/96	10-21-10
S. Pippen	at MIA (PO)	05/01/96	22-18-10
M. Jordan+	All-Star Game (CLE)	02/09/97	14-11-11
M. Jordan	vs. TOR	04/14/97	30-11-10
J. Williams	vs. NJ	11/09/02	26-14-13
J. Rose	vs. PHO	02/24/03	21-14-11
<b>K. HINRICH</b>	<b>vs. GS</b>	<b>02/28/04</b>	<b>11-12-10</b>
C. Duhon	vs. CHA	11/02/05	18-10-12
<b>K. HINRICH</b>	<b>vs. NY</b>	<b>12/14/07</b>	<b>15-12-14</b>
<b>D. ROSE</b>	<b>at MEM</b>	<b>01/17/11</b>	<b>22-12-10</b>
<b>J. NOAH</b>	<b>vs. MIL</b>	<b>02/22/12</b>	<b>13-13-10</b>

\*Thurmond also had 12 blocks for the only quadruple-double in Bulls history.

\*\* Gilmore posted his triple-double with a franchise record 11 blocks.

+ Jordan recorded first-ever triple-double in an NBA All-Star Game.

NOTE: Jordan recorded seven consecutive triple-doubles (03/25/89-04/06/89) and 10 in 11 games (03/25/89-04/14/89).



## ALL-TIME OVERTIME GAMES

DATE	OPPONENT	BULLS-OPP	W-L
01/20/67	vs. DET	125-124	1-0
02/05/67	vs. SF	141-142	1-1
11/21/67 (2 OT)	at NY	123-125	1-2
02/06/68	vs. SF	124-126	1-3
02/12/68	vs. CIN (at CLE)	112-104	2-3
02/20/68	vs. DET (at NY)	124-121	3-3
11/05/68	vs. LA	109-112	3-4
01/18/69	vs. SD	107-102	4-4
03/06/69	vs. PHO (at Carbondale)	125-117	5-4
10/18/69	vs. SEA	131-126	6-4
10/24/69	at PHO	116-115	7-4
11/06/69	vs. ATL	137-142	7-5
11/30/69	at LA	116-114	8-5
12/06/69	vs. BOS	116-114	9-5
01/10/70	vs. LA	116-112	10-5
01/17/70	at MIL	132-130	11-5
03/16/70	vs. CIN (at OMA)	142-140	12-5
02/19/71	vs. DET	115-114	13-5
03/09/71	vs. MIL	110-103	14-5
03/19/71	at ATL	111-112	14-6
12/23/71	at PHO	117-108	15-6
01/09/72	vs. CIN	108-104	16-6
02/17/72	vs. NY	99-102	16-7
02/27/72	at LA	118-123	16-8
12/01/72	at KC	106-97	17-8
12/12/72	vs. ATL	89-94	17-9
12/12/72	vs. LA	105-106	17-10
03/04/73	at PHO	118-117	18-10
03/16/73	vs. MIL	91-99	18-11
11/04/73	vs. BUF (at TOR)	101-95	19-11
11/24/73	vs. DET	114-112	20-11
01/04/74	at SEA	101-103	20-12
01/06/74	vs. PHO	120-116	21-12
10/18/74	vs. ATL	120-115	22-12
11/19/74	at POR	92-98	22-13
11/30/74	at MIL	99-101	22-14
01/12/75 (2 OT)	at SEA	127-123	23-14
03/11/75	vs. BOS	115-121	23-15
04/18/75	at KC (PO)	100-104	23-16
12/21/75	at ATL	97-90	24-16
01/02/76	vs. WAS	99-107	24-17
02/17/76	vs. PHO	114-111	25-17
04/03/76	vs. DET	97-93	26-17
11/24/76	at POR	115-117	26-18
12/03/76	at BOS	109-115	26-19
12/21/76 (2 OT)	vs. SEA	103-101	27-19
03/02/77	at PHO	108-104	28-19
12/28/77	at PHI	125-129	28-20
01/31/78	vs. ATL	106-103	29-20
02/24/78	at MIL	109-112	29-21
10/27/78	vs. PHO	110-115	29-22
01/30/79	vs. SA	108-112	29-23
03/24/79 (2 OT)	at NY	148-143	30-23
10/13/79	at GS	102-96	31-23
11/03/79	vs. MIL	134-136	31-24
11/17/79	vs. PHI	106-103	32-24
12/15/79	vs. WAS	113-115	32-25
01/25/80	vs. KC	113-117	32-26
03/09/80	at PHO	103-113	32-27
03/21/80 (3 OT)	vs. DEN	128-134	32-28
11/08/80 (2 OT)	vs. DEN	126-130	32-29
01/09/81	at BOS	111-117	32-30
02/11/81	at NJ	133-135	32-31
04/03/81	vs. NY (PO)	115-114	33-31

DATE	OPPONENT	BULLS-OPP	W-L
12/08/81	vs. IND	118-116	34-31
12/12/81	at PHI	114-117	34-32
12/16/81	at NJ	98-97	35-32
01/23/82	at NY	140-139	36-32
02/09/82	at DET	123-128	36-33
03/07/82 (2 OT)	at KC	122-124	36-34
12/21/82 (2 OT)	vs. ATL	124-116	37-34
01/04/83 (2 OT)	vs. DET	147-138	38-34
01/14/83	at IND	126-123	39-34
01/15/83 (2 OT)	vs. MIL	126-128	39-35
03/11/83 (2 OT)	at SD	123-130	39-36
11/11/83 (2 OT)	at WAS	124-125	39-37
12/09/83	vs. HOU	112-115	39-38
01/06/84	at WAS	89-96	39-39
03/16/84 (4 OT)	at POR	156-155	40-39
03/20/84	vs. CLE	104-108	40-40
04/09/84 (2 OT)	at WAS	134-136	40-41
12/20/84 (2 OT)	vs. ATL (at NO)	132-129	41-41
02/12/85	vs. DET	139-126	42-41
02/26/85	vs. CLE	118-123	42-42
03/17/85	vs. MIL	119-117	43-42
10/25/85	vs. CLE	116-115	44-42
11/16/85	vs. CLE	128-132	44-43
01/17/86	vs. PHI	118-120	44-44
02/22/86 (3 OT)	vs. SEA	129-125	45-44
03/15/86	vs. MIL	116-125	45-45
04/20/86 (2 OT)	at BOS (PO)	131-135	45-46
12/02/86	at SEA	115-109	46-46
02/16/87	vs. SAC	120-124	46-47
03/04/87	at DET	125-120	47-47
03/08/87	vs. DAL	115-105	48-47
03/14/87	at WAS	105-106	48-48
04/10/87	at PHI	96-98	48-49
11/21/87	vs. DET	132-144	48-50
12/15/87	at DET	123-127	48-51
01/14/88	at CLE	88-91	48-52
01/27/88	at PHI	119-109	49-52
01/30/88	vs. NY	97-95	50-52
02/23/88	vs. SEA	104-97	51-52
03/25/88	at CLE	110-111	51-53
11/18/88	vs. ATL	115-112	52-53
01/03/89	vs. LAC	126-121	53-53
01/31/89	vs. DET	98-104	53-54
04/07/89	vs. DET	112-114	53-55
05/05/89	vs. CLE (PO)	105-108	53-56
05/09/89	at NY (PO)	120-109	54-56
11/03/89	vs. CLE	124-119	55-56
12/30/89	at WAS	117-112	56-56
02/14/90	at ORL	129-135	56-57
02/25/90	at NJ	107-106	57-57
03/28/90	at CLE	117-113	58-57
03/30/90	vs. NY	107-106	59-57
03/31/91 (2 OT)	at BOS	132-135	59-58
04/07/91	vs. BOS	111-114	59-59
06/07/91	at LAL (PO)	104-96	60-59
11/22/91	at SEA	112-109	61-59
11/29/91 (2 OT)	at POR	116-114	62-59
02/03/92 (3 OT)	at UT	123-126	62-60
06/05/92	vs. POR (PO)	104-115	62-61
11/11/92	vs. DET	98-96	63-61
11/20/92	at LAC	118-120	63-62
01/16/93	vs. ORL	124-128	63-63
02/04/93	at LAC	107-105	64-63
03/05/93	vs. SA	102-107	64-64





# ALL-TIME OVERTIME GAMES

FRONT OFFICE ■ BALL OPS ■ PLAYERS ■ THE NBA ■ OPPONENTS ■ 2011-12 SEASON ■ RECORDS ■ PLAYOFFS ■ HISTORY ■ COMMUNITY ■ MEDIA ■ CONTENTS

## ALL-TIME OVERTIME GAMES

DATE	OPPONENT	BULLS-OPP	W-L
04/22/93	vs. DET	109-103	65-64
06/13/93 (3 OT)	vs. PHO (PO)	121-129	65-65
11/05/93	at CHA	124-123	66-65
12/08/93	at PHI	95-88	67-65
04/22/94 (2 OT)	vs. BOS	104-94	68-65
05/03/94	at CLE (PO)	95-92	69-65
11/05/94	vs. WAS	99-100	69-66
11/12/94	vs. DAL	120-124	69-67
12/25/94	vs. NY	107-104	70-67
01/24/95	vs. SA	102-104	70-68
02/09/95	at SEA	118-126	70-69
03/19/95	at IND	96-103	70-70
04/28/95	at CHA (PO)	108-100	71-70
11/21/95	at DAL	108-102	72-70
02/15/96	at DET	112-109	73-70
05/11/96	at NY (PO)	99-102	73-71
12/17/96	vs. LAL	129-123	74-71
03/18/97	vs. SEA	89-87	75-71
11/03/97 (2 OT)	vs. SA	87-83	76-71
11/21/97 (2 OT)	at LAC	111-102	77-71
01/23/98	at NJ	100-98	78-71
03/12/98	at DAL	97-104	78-72
03/31/98	vs. DET	106-101	79-72
04/24/98	vs. NJ (PO)	96-93	80-72
06/03/98	at UT (PO)	85-88	80-73
02/28/99	at TOR	90-88	81-73
03/18/99	vs. CLE	85-89	81-74
03/21/99	at BOS	95-92	82-74
01/18/00	at MIA	92-85	83-74
03/02/00	vs. CLE	110-114	83-75
03/17/00 (2 OT)	vs. GS	92-95	83-76
03/20/00	vs. ORL	86-88	83-77
01/09/01 (3 OT)	at CHA	95-102	83-78
03/03/01 (2 OT)	at MIL	122-126	83-79
03/23/01	vs. CHA	93-90	84-79
03/26/01	vs. DEN	104-109	84-80
01/05/02	vs. UT	111-113	84-81
01/12/02	vs. LAL	106-104	85-81
03/16/02 (2 OT)	at HOU	114-112	86-81
04/11/02	at NY	104-101	87-81
11/04/02	at TOR	105-109	87-82
01/10/03	at MIL	85-93	87-83
01/18/03 (2 OT)	at MIA	101-102	87-84
02/03/03	at PHO	111-115	87-85
02/04/03	at DEN	100-102	87-86
02/12/03	at PHI	111-119	87-87
04/01/03	vs. SEA	94-101	87-88
04/05/03	vs. MIL	117-115	88-88
04/09/03	at DET	102-111	88-89
11/13/03	vs. MIN	89-92	88-90
01/31/04	at POR	95-102	88-91
02/28/04	vs. GSW	87-81	89-91
03/03/04	at NO	97-100	89-92
04/02/04	vs. LAC	114-110	90-92
04/11/04	at TOR	114-108	91-92
11/05/04 (2 OT)	vs. NJ	106-111	91-93
02/22/05	vs. MIA	105-101	92-93
03/31/05	vs. CLE	102-90	93-93
04/06/05	at ORL	102-101	94-93
04/11/05	vs. DET	84-85	94-94
11/02/05	vs. CHA	109-105	95-94
11/07/05	vs. SA	95-104	95-95

DATE	OPPONENT	BULLS-OPP	W-L
12/31/05	vs. PHO	98-107	95-96
01/18/06	vs. NY	106-104	96-96
01/20/06 (2 OT)	vs. HOU	108-109	96-97
02/06/06	at UT	107-109	96-98
02/14/06	vs. SAC	101-105	96-99
04/17/06	at ORL	116-112	97-99
12/16/06	at ATL	106-104	98-99
02/09/07	at GS	121-123	98-100
03/04/07	at MIL	126-121	99-100
03/31/07	vs. CLE	108-112	99-101
10/31/07	at NJ	103-112	99-102
12/31/07	vs. ORL	110-112	99-103
01/03/08 (2 OT)	vs. POR	109-115	99-104
02/20/08	at NJ	102-110	99-105
12/02/08	vs. PHI	95-103	99-106
12/16/08	at CHA	101-110	99-107
12/17/08	vs. LAC	115-109	100-107
01/10/09	vs. OKC	98-109	100-108
01/15/09	vs. CLE	102-93	101-108
01/25/09	at MIN	108-109	101-109
02/07/09	at DAL	114-115	101-110
03/09/09 (2 OT)	at MIA	127-130	101-111
03/29/09	at TOR	129-134	101-112
04/18/09	at BOS (PO)	105-103	102-112
04/26/09 (2 OT)	vs. BOS (PO)	121-118	103-112
04/28/09	at BOS (PO)	104-106	103-113
04/30/09 (3 OT)	vs. BOS (PO)	128-127	104-113
12/11/09	vs. GS	96-91	105-113
12/19/09	vs. ATL	101-98	106-113
01/15/10 (2 OT)	vs. WAS	121-119	107-113
01/29/10	at NO	108-106	108-113
02/03/10	at PHI	103-106	108-114
02/26/10	vs. POR	115-111	109-114
04/09/10 (2 OT)	at NJ	116-127	109-115
11/05/10	at BOS	105-110	109-116
11/24/10	at Pho	123-115	110-116
12/04/10	vs. HOU	119-116	111-116
12/26/10	at DET	95-92	112-116
03/18/11	at IND	108-115	112-117
03/24/12	TOR	102-101	113-117
04/08/12	at NY	99-100	113-118
04/12/12	MIA	96-86	114-118
04/15/12	at DET	100-94	115-118

# YEAR-BY-YEAR TEAM STATISTICS ★ ★ ★ ★



## YEAR-BY-YEAR TEAM STATISTICS

YEAR	PTS	AVG	OPP. AVG	FG-FGA	PCT	FT-FTA	PCT	OFF-DEF	REB	AST
1966-67	9167	113.2	116.9	3565-8505	.419	2037-2784	.732	-	4546	1827
1967-68	8982	109.5	113.5	3488-8133	.429	2006-2718	.738	-	4457	1527
1968-69	8587	104.7	106.9	3355-8021	.418	1877-2577	.728	-	4550	1597
1969-70	9423	114.9	116.7	3607-8133	.444	2209-2861	.772	-	4383	2133
1970-71	9070	110.6	105.4	3460-7660	.452	2150-2721	.790	-	4325	2142
1971-72	9117	111.2	102.9	3539-7853	.451	2039-2700	.755	-	4371	2087
1972-73	8534	104.1	100.6	3480-7835	.444	1574-2073	.759	-	4000	2023
1973-74	8368	102.0	98.7	3292-7378	.446	1784-2314	.771	1143-2616	3759	1874
1974-75	8045	98.1	95.0	3167-7085	.447	1711-2203	.777	1107-2786	3893	1840
1975-76	7863	95.9	98.8	3106-7499	.414	1651-2197	.751	1375-2726	4101	1704
1976-77	8111	98.9	98.0	3249-7186	.452	1613-2159	.747	1292-2705	3997	1989
1977-78	8523	103.9	104.8	3330-7041	.473	1863-2471	.754	1248-2577	3825	2119
1978-79	8588	104.7	108.7	3478-7108	.489	1632-2184	.747	1224-2544	3768	2169
1979-80	8813	107.5	110.2	3362-6943	.484	2019-2592	.779	1115-2465	3580	2152
1980-81	8937	109.0	107.0	3475-6903	.503	1985-2563	.774	1227-2475	3702	1925
1981-82	8743	106.6	108.6	3369-6728	.501	1951-2545	.767	1125-2525	3650	2043
1982-83	9102	111.0	115.9	3537-7373	.480	1983-2690	.737	1267-2527	3794	2086
1983-84	8501	103.7	109.9	3305-6972	.474	1871-2508	.746	1141-2300	3441	2095
1984-85	8916	108.7	109.6	3453-6909	.500	1981-2526	.784	1074-2366	3440	1992
1985-86	8962	109.3	113.1	3476-7227	.481	1922-2499	.769	1280-2278	3558	2006
1986-87	8596	104.8	103.9	3382-7155	.473	1754-2254	.778	1248-2400	3648	2143
1987-88	8609	105.0	101.6	3434-7015	.490	1685-2221	.759	1170-2459	3629	2149
1988-89	8726	106.4	105.0	3448-6968	.495	1656-2106	.786	1018-2453	3471	2213
1989-90	8977	109.5	106.2	3531-7090	.498	1665-2140	.778	1075-2279	3354	2172
1990-91	9024	110.0	101.0	3632-7125	.510	1605-2111	.760	1148-2342	3490	2212
1991-92	9011	109.9	99.5	3643-7168	.508	1587-2132	.744	1173-2439	3612	2279
1992-93	8625	105.2	98.9	3475-7205	.482	1431-1952	.733	1290-2283	3573	2133
1993-94	8033	98.0	94.9	3245-6815	.476	1310-1859	.705	1143-2391	3534	2102
1994-95	8325	101.5	96.7	3191-6710	.476	1500-2065	.726	1106-2294	3400	1970
1995-96	8625	105.2	92.9	3293-6892	.478	1495-2004	.746	1247-2411	3658	2003
1996-97	8458	103.1	92.3	3277-6923	.473	1381-1848	.747	1335-2461	3696	2142
1997-98	7931	96.7	89.6	3064-6801	.451	1492-2009	.743	1243-2438	3681	1952
1998-99	4095	81.9	91.4	1539-3837	.401	840-1185	.709	573-1394	1967	1017
1999-00	6952	84.8	94.2	2565-6180	.415	1482-2089	.709	1032-2323	3355	1645
2000-01	7181	87.6	96.7	2721-6411	.424	1410-1909	.739	926-2260	3186	1810
2001-02	7335	89.5	98.0	2811-6491	.433	1413-1958	.722	924-2359	3283	1817
2002-03	7786	95.0	100.1	2991-6714	.445	1455-2014	.722	985-2541	3526	1782
2003-04	7355	89.7	96.0	2798-6753	.414	1330-1834	.725	1048-2519	3567	1793
2004-05	7745	94.5	93.4	2849-6592	.432	1536-2048	.750	1001-2591	3592	1743
2005-06	8020	97.8	97.2	3004-6737	.446	1452-1967	.738	906-2602	3508	1804
2006-07	8100	98.8	93.8	3046-6663	.457	1528-2083	.734	984-2597	3581	1832
2007-08	7981	97.3	100.4	2987-6861	.435	1533-2029	.756	1050-2478	3528	1811
2008-09	8378	102.2	102.5	3126-6846	.457	1633-2052	.796	970-2481	3451	1732
2009-10	7993	97.5	99.1	3081-6825	.451	1479-1962	.754	937-2716	3653	1704
2010-11	8087	98.6	91.3	3042-6587	.462	1492-2008	.743	967-2654	3621	1827
2011-12	6359	96.3	88.2	2467-5462	.452	1006-1394	.722	915-2165	3080	1527

2011-12 SEASON RECORDS MEDIA COMMUNITY HISTORY PLAYOFFS RECORDS OPPONENTS THE NBA PLAYERS BBALL OPS. FRONT OFFICE



# YEAR-BY-YEAR TEAM STATISTICS

## YEAR-BY-YEAR TEAM STATISTICS

YEAR	PF-DO	STL	BLK	TO	WIN PCT	HOME RECD	ROAD RECD	GAMES OVER .500	100-PT GAMES	OPP 100-PT GAMES	NEUTRAL RECD	SEASON RECD	
1966-67	2205-21	-	-	-	.407	17-19	9-17	-	70	8	7-12	33-48	
1967-68	2130-42	-	-	-	.354	11-22	12-23	-	71	10	6-8	29-53	
1968-69	2064-29	-	-	-	.402	19-21	12-25	-	55	21	2-3	33-49	
1969-70	1863-13	-	-	-	.476	23-10	9-25	-	75	5	7-8	39-43	
1970-71	1797-12	-	-	-	.622	30-11	17-19	20	66	25	4-1	51-31	
1971-72	1964-24	-	-	-	.695	29-12	26-12	32	71	27	2-1	57-25	
1972-73	1881-26	-	-	-	.622	29-12	20-19	20	53	40	2-0	51-31	
1973-74	1874-17	764	316	1690	.659	32-9	21-19	26	49	48	1-0	54-28	
1974-75	1952-23	668	379	1482	.573	29-12	18-23	12	31	56	0-0	47-35	
1975-76	1977-37	627	225	1413	.293	15-26	9-32	-	29	45	0-0	24-58	
1976-77	1871-26	699	364	1552	.537	31-10	13-28	6	42	49	0-0	44-38	
1977-78	1930-30	665	322	1667	.488	29-11	11-30	-	53	25	1-0	40-42	
1978-79	1970-30	576	324	1813	.378	19-22	12-29	-	56	26	0-0	31-51	
1979-80	2146-26	704	392	1694	.366	21-20	9-32	-	66	12	0-0	30-52	
1980-81	2058-15	729	514	1672	.549	26-15	19-22	8	62	19	0-0	45-37	
1981-82	2008-16	580	483	1636	.415	22-19	12-29	-	57	18	0-0	34-48	
1982-83	2192-32	666	400	1743	.341	18-23	10-31	-	62	10	0-0	28-54	
1983-84	2196-48	687	454	1578	.329	26-15	9-23	-	57	18	0-0	27-55	
1984-85	2071-21	622	468	1463	.463	22-19	12-29	-	65	15	0-0	38-44	
1985-86	2166-34	609	400	1436	.366	29-12	8-33	-	65	8	0-0	30-52	
1986-87	1922-16	677	438	1257	.488	30-11	11-30	-	53	42	0-0	40-42	
1987-88	1849-14	712	475	1263	.610	30-11	20-21	18	54	35	0-0	50-32	
1988-89	1855-17	722	376	1327	.573	36-5	17-24	12	61	21	0-0	47-35	
1989-90	1906-15	814	388	1247	.671	36-5	19-22	28	70	24	0-0	55-27	
1990-91	1751-7	822	438	1184	.744	35-6	26-15	40	65	47	0-0	61-21	
1991-92	1693-4	672	480	1088	.817	36-5	31-10	52	75	39	0-0	67-15	
1992-93	1804-13	783	410	1103	.695	31-10	25-15	32	54	38	0-0	57-25	
1993-94	1750-11	740	354	1306	.671	31-10	24-17	28	34	22	0-0	55-27	
1994-95	1962-20	797	352	1297	.573	28-13	19-22	12	46	34	0-0	47-35	
1995-96	1807-10	745	345	1175	.878	39-2	33-8	62	58	24	0-0	72-10	
1996-97	1617-10	716	332	1109	.841	39-2	30-11	56	52	25	0-0	69-13	
1997-98	1691-12	696	353	1178	.756	37-4	25-16	42	34	18	0-0	62-20	
1998-99	1112-7	436	169	774	260	8-17	5-20	-	3	12	0-0	13-37	
1999-00	1908-18	646	383	1557	.207	20-17	12-29	5-36	-	5	31	0-0	17-65
2000-01	1902-26	675	379	1292	.183	10-31	5-36	-	11	35	0-0	15-67	
2001-02	1834-23	633	361	1252	.256	14-27	7-34	-	18	38	0-0	21-61	
2002-03	2028-18	605	461	1388	.366	27-14	3-38	-	30	46	0-0	30-52	
2003-04	1911-35	659	396	1321	.280	14-27	9-32	-	12	31	0-0	23-59	
2004-05	2028-24	576	369	1371	.573	27-14	20-21	12	37	35	0-0	47-35	
2005-06	2038-32	508	345	1224	.500	21-20	20-21	-	37	35	0-0	41-41	
2006-07	1908-14	639	445	1310	.598	31-10	18-23	16	41	39	0-0	49-33	
2007-08	1784-10	635	429	1197	.402	20-21	13-28	-	36	46	0-0	33-49	
2008-09	1709-19	615	453	1192	.500	28-13	13-28	-	48	48	0-0	41-41	
2009-10	1648-20	531	478	1175	.500	24-17	17-24	-	30	38	0-0	41-41	
2010-11	1639-13	592	468	1161	.756	36-5	26-15	42	30	17	0-0	62-20	
2011-12	1139-5	456	388	923	.758	26-7	24-9	34	22	13	0-0	50-16	

FRONT OFFICE BALL OPS PLAYERS THE NBA OPPONENTS 2011-12 SEASON RECORDS PLAYOFFS HISTORY COMMUNITY MEDIA CONTENTS



## MINUTES

PLAYER	YEAR	MINUTES
Michael Jordan	84-85	3,144
<b>DERRICK ROSE</b>	<b>08-09</b>	<b>3,000</b>
Elton Brand	99-00	2,999
David Greenwood	79-80	2,791
Reggie Theus	78-79	2,753
<b>KIRK HINRICH</b>	<b>03-04</b>	<b>2,706</b>
Scott May	76-77	2,369
Tom Boerwinkle	68-69	2,365
Ron Artest	99-00	2,238
Trenton Hassell	01-02	2,237

## FIELD GOALS MADE

PLAYER	YEAR	FGM
Michael Jordan	84-85	837
Elton Brand	99-00	630
<b>DERRICK ROSE</b>	<b>08-09</b>	<b>574</b>
Reggie Theus	78-79	537
David Greenwood	79-80	498
Quintin Dailey	82-83	470
Ben Gordon	04-05	434
Scott May	76-77	431
Erwin Mueller	66-67	422
Mitchell Wiggins	83-84	399

## FIELD GOALS ATTEMPTED

PLAYER	YEAR	FGA
Michael Jordan	84-85	1,625
Elton Brand	99-00	1,306
<b>DERRICK ROSE</b>	<b>08-09</b>	<b>1,208</b>
Reggie Theus	78-79	1,119
Ben Gordon	04-05	1,056
David Greenwood	79-80	1,051
Quintin Dailey	82-83	1,008
Erwin Mueller	66-67	957
Scott May	76-77	955
Mitchell Wiggins	83-84	890

## FIELD GOAL % (MIN. 150 FGM)

PLAYER	YEAR	FG%
Charles Oakley	85-86	.519 (281-541)
Michael Jordan	84-85	.515 (837-1625)
Orlando Woolridge	81-82	.513 (202-394)
Stacey King	89-90	.504 (267-530)
Horace Grant	87-88	.501 (254-507)
Eddy Curry	01-02	.501 (189-377)
Clifford Ray	71-72	.499 (222-445)
Tyson Chandler	01-02	.497 (151-304)
<b>TAJ GIBSON</b>	<b>09-10</b>	<b>.494 (311-629)</b>
B.J. Armstrong	89-90	.485 (190-392)

## 3-PT FIELD GOALS

PLAYER	YEAR	3FGM
<b>KIRK HINRICH</b>	<b>03-04</b>	<b>144</b>
Ben Gordon	04-05	134
Chris Duhon	04-05	94
Jay Williams	02-03	65
Ron Artest	99-00	60
Trenton Hassell	01-02	60
Jamal Crawford	00-01	41
Toni Kukoc	93-94	32
<b>LUOL DENG</b>	<b>04-05</b>	<b>31</b>
Dedric Willoughby	99-00	29

## 3-PT FIELD GOALS ATTEMPTED

PLAYER	YEAR	3FGA
<b>KIRK HINRICH</b>	<b>03-04</b>	<b>369</b>
Ben Gordon	04-05	331
Chris Duhon	04-05	265
Jay Williams	02-03	202
Ron Artest	99-00	191
Trenton Hassell	01-02	165
Toni Kukoc	93-94	118
Jamal Crawford	00-01	117
<b>LUOL DENG</b>	<b>04-05</b>	<b>117</b>
Dedric Willoughby	99-00	98

## 3-PT FG % (MIN 25 3FGM)

PLAYER	YEAR	3FG%
Ben Gordon	04-05	.405 (134-331)
A.J. Guyton	00-01	.391 (27-69)
<b>KIRK HINRICH</b>	<b>03-04</b>	<b>.390 (144-369)</b>
Trenton Hassell	01-02	.364 (60-165)
Thabo Sefolosha	06-07	.357 (15-42)
Chris Duhon	04-05	.355 (94-265)
Jamal Crawford	00-01	.350 (41-117)
Khalid El-Amin	00-01	.333 (28-84)
Jay Williams	02-03	.322 (65-202)
Rod Higgins	82-83	.317 (13-41)

## FREE THROWS MADE

PLAYER	YEAR	FTM
Michael Jordan	84-85	630
Elton Brand	99-00	367
David Greenwood	79-80	337
Reggie Theus	78-79	264
Ben Gordon	04-05	233
Mitchell Wiggins	83-84	213
Rod Higgins	82-83	209
Quintin Dailey	82-83	206
<b>DERRICK ROSE</b>	<b>08-09</b>	<b>197</b>
Stacey King	89-90	194

## FREE THROWS ATTEMPTED

PLAYER	YEAR	FTA
Michael Jordan	84-85	746
Elton Brand	99-00	536
David Greenwood	79-80	416
Reggie Theus	78-79	347
Mitchell Wiggins	83-84	287
Quintin Dailey	82-83	282
Ron Artest	99-00	219
Ben Gordon	04-05	210
Charles Oakley	85-86	269
Stacey King	89-90	267

## FREE THROW % (MIN. 50 FTM)

PLAYER	YEAR	FT%
B.J. Armstrong	89-90	.885 (69-78)
Ben Gordon	04-05	.863 (233-270)
Michael Jordan	84-85	.845 (630-746)
Scott May	76-77	.828 (188-227)
Kornel David	98-99	.811 (90-111)
David Greenwood	79-80	.810 (337-416)
<b>KIRK HINRICH</b>	<b>03-04</b>	<b>.804 (135-168)</b>
Rod Higgins	82-83	.792 (209-264)
<b>DERRICK ROSE</b>	<b>08-09</b>	<b>.788 (197-250)</b>
Khalid El-Amin	00-01	.778 (56-72)

## OFFENSIVE REBOUNDS

PLAYER	YEAR	OFF
Elton Brand	99-00	348
Charles Oakley	85-86	255
<b>TAJ GIBSON</b>	<b>09-10</b>	<b>226</b>
David Greenwood	79-80	223
<b>JOAKIM NOAH</b>	<b>07-08</b>	<b>174</b>
Stacey King	89-90	169
Michael Jordan	84-85	167
Rod Higgins	82-83	159
Brad Sellers	86-87	155
Horace Grant	87-88	155

## DEFENSIVE REBOUNDS

PLAYER	YEAR	DEF
David Greenwood	79-80	550
Elton Brand	99-00	462
Charles Oakley	85-86	409
<b>TAJ GIBSON</b>	<b>09-10</b>	<b>385</b>
Michael Jordan	84-85	367
Andrés Nocioni	04-05	317
Scott May	76-77	296
Horace Grant	87-88	292
Cliff Pondexter	75-76	268
Ron Artest	99-00	246

## TOTAL REBOUNDS

PLAYER	YEAR	REB
Tom Boerwinkle	68-69	889
Clifford Ray	71-72	869
Elton Brand	99-00	810
David Greenwood	79-80	773
Charles Oakley	85-86	664
<b>TAJ GIBSON</b>	<b>09-10</b>	<b>611</b>
Michael Jordan	84-85	534
Erwin Mueller	66-67	497
Horace Grant	87-88	447
Scott May	76-77	437

## ASSISTS

PLAYER	YEAR	AST
Ennis Whatley	83-84	662
<b>KIRK HINRICH</b>	<b>03-04</b>	<b>517</b>
<b>DERRICK ROSE</b>	<b>08-09</b>	<b>512</b>
Michael Jordan	84-85	481
Reggie Theus	78-79	429
Chris Duhon	04-05	398
Jay Williams	02-03	350
Quintin Dailey	82-83	280
Clifford Ray	71-72	254
Toni Kukoc	93-94	252

## STEALS

PLAYER	YEAR	STL
Michael Jordan	84-85	196
Ennis Whatley	83-84	119
Ron Artest	99-00	119
Mitchell Wiggins	83-84	106
<b>KIRK HINRICH</b>	<b>03-04</b>	<b>101</b>
Reggie Theus	78-79	93
Scottie Pippen	87-88	91
Jay Williams	02-03	86
Chris Duhon	04-05	82
Toni Kukoc	93-94	81

## BLOCKS

PLAYER	YEAR	BLK
Elton Brand	99-00	132
David Greenwood	79-80	129
<b>TAJ GIBSON</b>	<b>09-10</b>	<b>104</b>
Tyson Chandler	01-02	103
Tyrus Thomas	06-07	76
Michael Jordan	84-85	69
Brad Sellers	86-87	68
Rod Higgins	82-83	65
<b>JOAKIM NOAH</b>	<b>07-08</b>	<b>64</b>
Stacey King	89-90	58

## POINTS

PLAYER	YEAR	PTS
Michael Jordan	84-85	2,313
Elton Brand	99-00	1,627
<b>DERRICK ROSE</b>	<b>08-09</b>	<b>1,361</b>
Reggie Theus	78-79	1,338
David Greenwood	79-80	1,334
Ben Gordon	04-05	1,235
Quintin Dailey	82-83	1,151
Scott May	76-77	1,050
Mitchell Wiggins	83-84	1,018
Erwin Mueller	66-67	1,015

## POINTS PER GAME

PLAYER	YEAR	PPG
Michael Jordan	84-85	28.2
Elton Brand	99-00	20.1
<b>DERRICK ROSE</b>	<b>08-09</b>	<b>16.8</b>
Reggie Theus	78-79	16.3
David Greenwood	79-80	16.3
Quintin Dailey	82-83	15.1
Ben Gordon	04-05	15.1
Scott May	76-77	14.6
Erwin Mueller	66-67	12.7
Mitchell Wiggins	83-84	12.4



# ALL-TIME HEAD COACHES RECORDS

YEAR	HEAD COACH	REGULAR SEASON			PLAYOFFS	
		W-L	PCT.	FINISH	W-L	PCT.
1966-67	John Kerr*	33-48	.407	4th	0-3	.000
1967-68	John Kerr	29-53	.354	4th	1-4	.200
<b>TOTALS</b>		<b>62-101</b>	<b>.380</b>		<b>1-7</b>	<b>.125</b>
1968-69	Dick Motta	33-49	.402	5th	--	--
1969-70	Dick Motta	39-43	.476	3rd	1-4	.200
1970-71	Dick Motta*	51-31	.622	2nd	3-4	.429
1971-72	Dick Motta	57-25	.695	2nd	0-4	.000
1972-73	Dick Motta	51-31	.622	2nd	3-4	.429
1973-74	Dick Motta	54-28	.659	2nd	4-7	.364
1974-75	Dick Motta	47-35	.573	1st	7-6	.538
1975-76	Dick Motta	24-58	.293	4th	--	--
<b>TOTALS</b>		<b>356-300</b>	<b>.543</b>		<b>18-29</b>	<b>.383</b>
1976-77	Ed Badger	44-38	.537	2nd	1-2	.333
1977-78	Ed Badger	40-42	.488	3rd	--	--
<b>TOTALS</b>		<b>84-80</b>	<b>.512</b>		<b>1-2</b>	<b>.333</b>
1978-79	Larry Costello	20-36	.357	--	--	--
<b>TOTALS</b>		<b>20-36</b>	<b>.357</b>			
1978-79	Scotty Robertson (Interim)	11-15	.423	5th	--	--
<b>TOTALS</b>		<b>11-15</b>	<b>.423</b>			
1979-80	Jerry Sloan	30-52	.366	3rd	--	--
1980-81	Jerry Sloan	45-37	.549	2nd	2-4	.333
1981-82	Jerry Sloan	19-32	.373	--	--	--
<b>TOTALS</b>		<b>94-121</b>	<b>.437</b>		<b>2-4</b>	<b>.333</b>
1981-82	Phil Johnson (Interim)	0-1	.000	--	--	--
<b>TOTALS</b>		<b>0-1</b>	<b>.000</b>			
1981-82	Rod Thorn (Interim)	15-15	.500	5th	--	--
<b>TOTALS</b>		<b>15-15</b>	<b>.500</b>			
1982-83	Paul Westhead	28-54	.341	4th	--	--
<b>TOTALS</b>		<b>28-54</b>	<b>.341</b>			
1983-84	Kevin Loughery	27-55	.329	5th	--	--
1984-85	Kevin Loughery	38-44	.463	3rd	1-3	.250
<b>TOTALS</b>		<b>65-99</b>	<b>.396</b>		<b>1-3</b>	<b>.250</b>
1985-86	Stan Albeck	30-52	.366	4th	0-3	.000
<b>TOTALS</b>		<b>30-52</b>	<b>.366</b>		<b>0-3</b>	<b>.000</b>
1986-87	Doug Collins	40-42	.488	5th	0-3	.000
1987-88	Doug Collins	50-32	.610	2nd	4-6	.400
1988-89	Doug Collins	47-35	.573	5th	9-8	.529
<b>TOTALS</b>		<b>137-109</b>	<b>.557</b>		<b>13-17</b>	<b>.433</b>
1989-90	Phil Jackson	55-27	.671	2nd	10-6	.625
1990-91	Phil Jackson	61-21	.744	1st	15-2	.882
1991-92	Phil Jackson	67-15	.817	1st	15-7	.682
1992-93	Phil Jackson	57-25	.695	1st	15-4	.789
1993-94	Phil Jackson	55-27	.671	2nd	6-4	.600
1994-95	Phil Jackson	47-35	.573	3rd	5-5	.500
1995-96	Phil Jackson*	72-10	.878	1st	15-3	.833
1996-97	Phil Jackson	69-13	.841	1st	15-4	.789
1997-98	Phil Jackson	62-20	.756	1st	15-6	.714
<b>TOTALS</b>		<b>545-193</b>	<b>.738</b>		<b>111-41</b>	<b>.730</b>
1998-99	Tim Floyd	13-37	.260	8th	--	--
1999-00	Tim Floyd	17-65	.207	8th	--	--
2000-01	Tim Floyd	15-67	.183	8th	--	--
2001-02	Tim Floyd	4-21	.160	--	--	--
<b>TOTALS</b>		<b>49-190</b>	<b>.205</b>			
2001-02	Bill Berry (Interim)	0-2	.000	--	--	--
<b>TOTALS</b>		<b>0-2</b>	<b>.000</b>			
2001-02	Bill Cartwright	17-38	.309	8th	--	--
2002-03	Bill Cartwright	30-52	.366	6th	--	--
2003-04	Bill Cartwright	4-10	.286	--	--	--
<b>TOTALS</b>		<b>51-100</b>	<b>.338</b>			
2003-04	Pete Myers (Interim)	0-2	.000	-	-	-
<b>TOTALS</b>		<b>0-2</b>	<b>.000</b>			
2003-04	Scott Skiles	19-47	.288	8th	-	-
2004-05	Scott Skiles	47-35	.572	2nd	2-4	.333
2005-06	Scott Skiles	41-41	.500	3rd	3-4	.333
2006-07	Scott Skiles	49-33	.598	3rd	6-4	.600
2007-08	Scott Skiles	9-16	.360	-	-	-
<b>TOTALS</b>		<b>165-172</b>	<b>.490</b>		<b>10-12</b>	<b>.455</b>
2007-08	Pete Myers (Interim)	0-1	.000	-	-	-
<b>TOTALS</b>		<b>0-1</b>	<b>.000</b>			
2007-08	Jim Boylan (Interim)	24-32	.429	-	-	-
<b>TOTALS</b>		<b>24-32</b>	<b>.429</b>			
2008-09	Vinny Del Negro	41-41	.500	2nd	3-4	.429
2009-10	Vinny Del Negro	41-41	.500	3rd	1-4	.200
<b>TOTALS</b>		<b>82-82</b>	<b>.500</b>		<b>4-8</b>	<b>.333</b>
2010-11	Tom Thibodeau*	62-20	.756	1st	9-7	.563
2011-12	Tom Thibodeau	50-16	.758	1st	2-4	.333
<b>TOTALS</b>		<b>112-36</b>	<b>.757</b>		<b>11-11</b>	<b>.500</b>

\* Named NBA Coach of the Year

FRONT OFFICE | BALL OPS. | PLAYERS: THE NBA | OPPONENTS | 2011-12 SEASON | RECORDS | PLAYOFFS | HISTORY | COMMUNITY | MEDIA | CONTENTS



## PROFESSIONAL BASKETBALL IN CHICAGO

YEAR	TEAM	COACH	REGULAR SEASON		PLAYOFFS	
			W-L	PCT.	W-L	PCT.
1925-26	Bruins (ABL)	George Halas	9-21	.300	--	--
1926-27	Bruins (ABL)	George Halas	13-29	.310	--	--
1927-28	Bruins (ABL)	George Halas	--	--	--	--
1928-29	Bruins (ABL)	George Halas	19-22	.463	--	--
1929-30	Bruins (ABL)	George Halas	29-25	.537	--	--
1930-31	Bruins (ABL)	George Halas	18-19	.486	0-1	.000
<b>TOTALS (SIX SEASONS)</b>			<b>88-116</b>	<b>.431</b>	<b>0-1</b>	<b>.000</b>
1939-40	Bruins (NBL)	Sam Lischultz	14-14	.500	--	--
1940-41	Bruins (NBL)	Frank Linskey	11-13	.458	--	--
1941-42	Bruins (NBL)	Jack Tierney	8-15	.348	--	--
<b>TOTALS (THREE SEASONS)</b>			<b>33-42</b>	<b>.440</b>		
1942-43	Studebakers (NBL)	Johnny Jordan	8-15	.348	--	--
<b>TOTALS (ONE SEASON)</b>			<b>8-15</b>	<b>.348</b>		
1944-45	Amer. Gears (NBL)	Jack Tierney	6-10	.375	--	--
		Harry Swede Ross	8-6	.571	1-2	.333
			14-16	.467	--	--
1945-46	Amer. Gears (NBL)	Harry Swede Ross	17-17	.500	--	--
1946-47	Amer. Gears (NBL)	Davey Banks	3-2	.600	--	--
		Bruce Hale	4-7	.364	--	--
		Bobby McDermott	19-9	.679	8-3	.727
1947-48	Amer. Gears (NBL)	Bobby McDermott	8-0	1.000	--	--
<b>TOTALS (FOUR SEASONS)</b>			<b>65-67</b>	<b>.492</b>	<b>9-5</b>	<b>.643</b>
1946-47	Stags (NBA)	Harold Olsen	39-22	.639	5-6	.454
1947-48	Stags (NBA)	Harold Olsen	28-20	.583	2-3	.400
1948-49	Stags (NBA)	Harold Olsen	28-21	.571	0-2	.000
		Phil Brownstein	10-1	.909	--	--
1949-50*	Stags (NBA)	Phil Brownstein	40-28	.588	0-2	.000
<b>TOTALS (FOUR SEASONS)</b>			<b>145-92</b>	<b>.612</b>	<b>7-13</b>	<b>.350</b>
1961-62	Packers (NBA)	Jim Pollard	18-62	.225	--	--
<b>TOTALS (ONE SEASON)</b>			<b>18-62</b>	<b>.225</b>	--	--
1961-62	Majors (ABL)	Andy Phillip	39-44	.470	0-1	.000
1962-63	Majors (ABL)		8-20	.286	--	--
<b>TOTALS (ONE SEASON)</b>			<b>47-64</b>	<b>.423</b>	<b>0-1</b>	<b>.000</b>
1962-63**	Zephyrs (NBA)	Jack McMahon	13-20	.302	--	--
		Bob Leonard	12-35	.255	--	--
<b>TOTALS (ONE SEASON)</b>			<b>25-55</b>	<b>.313</b>	--	--
1966-67	Bulls	John Kerr	33-48	.407	0-3	.000
1967-68	Bulls	John Kerr	29-53	.354	1-4	.200
1968-69	Bulls	Dick Motta	33-49	.402	--	--
1969-70	Bulls	Dick Motta	39-43	.476	1-4	.200
1970-71	Bulls	Dick Motta	51-31	.622	3-4	.429
1971-72	Bulls	Dick Motta	57-25	.695	0-4	.000
1972-73	Bulls	Dick Motta	51-31	.622	3-4	.429
1973-74	Bulls	Dick Motta	54-28	.659	4-7	.364
1974-75	Bulls	Dick Motta	47-35	.573	7-6	.538
1975-76	Bulls	Dick Motta	24-58	.293	--	--
1976-77	Bulls	Ed Badger	44-38	.537	1-2	.333
1977-78	Bulls	Ed Badger	40-42	.488	--	--
1978-79	Bulls	Larry Costello	20-36	.357	--	--
		Scotty Robertson (Interim)	11-15	.423	--	--
1979-80	Bulls	Jerry Sloan	30-52	.366	--	--
1980-81	Bulls	Jerry Sloan	45-37	.549	2-4	.333
1981-82	Bulls	Jerry Sloan	19-32	.373	--	--
		Phil Johnson (Interim)	0-1	.000	--	--
		Rod Thorn (Interim)	15-15	.500	--	--

\* Team disbanded \*\* Team moved to Baltimore, became present Washington Wizards



# PROFESSIONAL BASKETBALL IN CHICAGO

## PROFESSIONAL BASKETBALL IN CHICAGO

1982-83	Bulls	Paul Westhead	28-54	.341	--	--
1983-84	Bulls	Kevin Loughery	27-55	.329	--	--
1984-85	Bulls	Kevin Loughery	38-44	.463	1-3	250
1985-86	Bulls	Stan Albeck	30-52	.366	0-3	.000
1986-87	Bulls	Doug Collins	40-42	.488	0-3	.000
1987-88	Bulls	Doug Collins	50-32	.610	4-6	400
1988-89	Bulls	Doug Collins	47-35	.573	9-8	529
1989-90	Bulls	Phil Jackson	55-27	.671	10-6	625
1990-91	Bulls	Phil Jackson	61-21	.744	15-2	882
1991-92	Bulls	Phil Jackson	67-15	.817	15-7	682
1992-93	Bulls	Phil Jackson	57-25	.695	15-4	789
1993-94	Bulls	Phil Jackson	55-27	.671	6-4	600
1994-95	Bulls	Phil Jackson	47-35	.573	5-5	500
1995-96	Bulls	Phil Jackson	72-10	.878	15-3	833
1996-97	Bulls	Phil Jackson	69-13	.841	15-4	789
1997-98	Bulls	Phil Jackson	62-20	.756	15-6	714
1998-99	Bulls	Tim Floyd	13-37	.260	--	--
1999-00	Bulls	Tim Floyd	17-65	.207	--	--
2000-01	Bulls	Tim Floyd	15-67	.183	--	--
2001-02	Bulls	Tim Floyd	4-21	.160	--	--
		Bill Berry (Interim)	0-2	.000	--	--
		Bill Cartwright	17-38	.309	--	--
2002-03	Bulls	Bill Cartwright	30-52	.366	--	--
2003-04	Bulls	Bill Cartwright	4-10	.286	--	--
		Pete Myers (Interim)	0-2	.000	--	--
		Scott Skiles	19-47	.288	--	--
2004-05	Bulls	Scott Skiles	47-35	.573	2-4	333
2005-06	Bulls	Scott Skiles	41-41	.500	2-4	333
2006-07	Bulls	Scott Skiles	49-33	.598	6-4	600
2007-08	Bulls	Scott Skiles	9-16	.360	--	--
		Pete Myers (Interim)	0-1	.000	--	--
		Jim Boylan (Interim)	24-32	.429	--	--
2008-09	Bulls	Vinny Del Negro	41-41	.500	3-4	429
2009-10	Bulls	Vinny Del Negro	41-41	.500	1-4	200
2010-11	Bulls	Tom Thibodeau	62-20	.756	9-7	563
2011-12	Bulls	Tom Thibodeau	50-16	.758	2-4	333
<b>TOTALS (46 SEASONS)</b>			<b>1,930-1,793</b>	<b>.518</b>	<b>172-137</b>	<b>.557</b>



## ALL-TIME NBA RECORD

YEAR	HOME		ROAD		NEUTRAL		TOTAL		FINISH	GB
	W-L	PCT.	W-L	PCT.	W-L	PCT.	W-L	PCT.		
1966-67	17-19	.472	9-17	.346	7-12	.368	33-48	.407	4th	11
1967-68	11-22	.333	12-23	.343	6-8	.429	29-53	.354	4th	27
1968-69	19-21	.475	12-25	.324	2-3	.400	33-49	.402	5th	22
1969-70	23-10	.697	9-25	.265	7-8	.467	39-43	.476	3rd	9
1970-71	30-11	.732	17-19	.472	4-1	.800	51-31	.622	2nd	15
1971-72	29-12	.707	26-12	.684	2-1	.667	57-25	.695	2nd	6
1972-73	29-12	.707	20-19	.513	2-0	1.000	51-31	.622	2nd	9
1973-74	32-9	.780	21-19	.536	1-0	1.000	54-28	.659	2nd	5
1974-75	29-12	.707	18-23	.439	0-0	.000	47-35	.573	1st	-
1975-76	15-26	.366	9-32	.220	0-0	.000	24-58	.293	4th	14
1976-77	31-10	.756	13-28	.317	0-0	.000	44-38	.537	2nd	6
1977-78	29-12	.707	11-30	.268	1-0	1.000	40-42	.488	3rd	8
1978-79	19-22	.463	12-29	.293	0-0	.000	31-51	.378	5th	17
1979-80	21-20	.512	9-32	.220	0-0	.000	30-52	.366	3rd*	19
1980-81	26-15	.604	19-22	.463	0-0	.000	45-37	.549	2nd	15
1981-82	22-19	.537	12-29	.243	0-0	.000	34-48	.415	5th	21
1982-83	18-23	.440	10-31	.240	0-0	.000	28-54	.341	4th	23
1983-84	18-23	.440	9-32	.214	0-0	.000	27-55	.329	5th	23
1984-85	26-15	.634	12-29	.293	0-0	.000	38-44	.463	3rd	21
1985-86	22-19	.537	8-33	.195	0-0	.000	30-52	.366	4th	27
1986-87	29-12	.707	11-30	.268	0-0	.000	40-42	.488	5th	17
1987-88	30-11	.732	20-21	.488	0-0	.000	50-32	.610	2nd	4
1988-89	30-11	.732	17-24	.415	0-0	.000	47-35	.573	5th	16
1989-90	36-5	.878	19-22	.463	0-0	.000	55-27	.671	2nd	4
1990-91	35-6	.854	26-15	.634	0-0	.000	61-21	.744	1st	-
1991-92	36-5	.878	31-10	.756	0-0	.000	67-15	.817	1st	-
1992-93	31-10	.756	26-15	.534	0-0	.000	57-25	.695	1st	-
1993-94	31-10	.756	24-17	.585	0-0	.000	55-27	.671	2nd	2
1994-95	28-13	.683	19-22	.463	0-0	.000	47-35	.573	3rd	5
1995-96	39-2	.951	33-8	.805	0-0	.000	72-10	.878	1st	-
1996-97	39-2	.951	30-11	.732	0-0	.000	69-13	.841	1st	-
1997-98	37-4	.902	25-16	.610	0-0	.000	62-20	.756	1st	-
1998-99	8-17	.320	5-20	.200	0-0	.000	13-37	.260	7th	20
1999-00	12-29	.293	5-36	.122	0-0	.000	17-65	.207	8th	39
2000-01	10-31	.244	5-36	.122	0-0	.000	15-67	.183	8th	37
2001-02	14-27	.341	7-34	.171	0-0	.000	21-61	.256	8th	29
2002-03	27-14	.659	3-38	.073	0-0	.000	30-52	.366	6th	20
2003-04	14-27	.341	9-32	.220	0-0	.000	23-59	.280	8th	38
2004-05	27-14	.659	20-21	.488	0-0	.000	47-35	.573	2nd	7
2005-06	21-20	.512	20-21	.488	0-0	.000	41-41	.500	3rd*	23
2006-07	31-10	.756	18-23	.439	0-0	.000	49-33	.598	3rd	4
2007-08	20-21	.488	13-28	.317	0-0	.000	33-49	.402	4th	26
2008-09	28-13	.683	13-28	.317	0-0	.000	41-41	.500	2nd	25
2009-10	24-17	.585	17-24	.415	0-0	.000	41-41	.500	3rd	20
2010-11	36-5	.878	26-15	.634	0-0	.000	62-20	.756	1st	-
2011-12	26-7	.788	24-9	.727	0-0	.000	50-16	.758	1st	-
<b>TOTALS</b>	<b>1,165-675</b>	<b>.633</b>	<b>734-1,085</b>	<b>.404</b>	<b>31-33</b>	<b>.484</b>	<b>1,930-1,793</b>	<b>.518</b>		

\* Tied





**BULLS VS. OPPONENTS IN PRESEASON**

TEAM	W-L
Atlanta	8-10
Baltimore	2-3
Boston	5-7
Buffalo	2-0
Charlotte Hornets	2-1
Cleveland	4-6
Cincinnati	4-2
Dallas Chaparrals	1-0
Dallas Mavericks	5-4
Denver	9-3
Detroit	13-12
Houston	0-4
Indiana	16-15
Kansas City	5-4
Kentucky	0-2
Los Angeles Clippers	2-5
Los Angeles Lakers	1-3
Miami	4-0
Memphis	2-4
Milwaukee	17-27
Minnesota	7-7
New York Knicks	5-8
New Jersey Nets	9-1
New Orleans Hornets	2-0
Orlando	0-2
Philadelphia	5-1
Phoenix	4-8
Pittsburgh	0-1
Portland	3-3
Sacramento	7-3
Seattle	13-13
San Antonio	3-1
St. Louis	1-2
Toronto	5-2
Utah	8-3
Virginia	0-1
Washington	14-6
<b>TOTALS</b>	<b>189-174</b>

**BULLS' ALL-TIME PRESEASON RECORD**

YEAR	W-L
1966-67	6-3
1967-68	4-8
1968-69	3-4
1969-70	6-4
1970-71	6-4
1971-72	5-5
1972-73	4-4
1973-74	5-3
1974-75	5-3
1975-76	3-5
1976-77	5-3
1977-78	2-6
1978-79	4-4
1979-80	1-7
1980-81	1-7
1981-82	4-4
1982-83	6-2
1983-84	5-3
1984-85	5-2
1985-86	0-8
1986-87	3-5
1987-88	5-4
1988-89	6-2
1989-90	8-0
1990-91	5-3
1991-92	8-1
1992-93	9-0
1993-94	4-4
1994-95	4-4
1995-96	5-3
1996-97	4-4
1997-98	2-4*
1998-99	0-2
1999-00	2-6
2000-01	3-5
2001-02	3-5
2002-03	3-5
2003-04	4-4
2004-05	3-5
2005-06	3-5
2006-07	6-2
2007-08	4-3
2008-09	5-2
2009-10	6-2**
2010-11	4-4
2011-12	2-0
<b>TOTALS</b>	<b>189-174</b>

\* In 1997, the Bulls participated in and won the McDonald's Championship in Paris, France. They defeated PSG Racing (89-82 on 10/17/97) and Olympiakos (104-78 on 10/18/97); these two games are not included in the 1997-98 or overall preseason records.

\*\* In 2009, the Bulls participated in the EA Sports NBA Europe Live Tour. They defeated the Utah Jazz 102-101 at the O<sub>2</sub> Arena in London, England.



## ALL-TIME HOME OPENERS

YEAR	W-L	SCORE	OPPONENT	ATTENDANCE
1966	W	119-116	San Francisco	4,200
1967	L	105-107	Los Angeles	2,234
1968	L	96-106	Boston	9,113
1969	L	87-116	New York	8,909
1970	W	111-96	San Diego	7,304
1971	L	100-114	Philadelphia	8,697
1972	W	95-89	Philadelphia	7,877
1973	L	97-117	Los Angeles	6,013
1974	W	120-115 (OT)	Atlanta	7,351
1975	L	103-110	Philadelphia	8,949
1976	W	102-97	Indiana	10,136
1977	W	122-119	Indiana	14,082
1978	L	91-110	San Diego	12,412
1979	W	116-104	Phoenix	12,117
1980	W	98-79	Cleveland	8,336
1981	L	106-119	Detroit	18,633
1982	L	125-143	Washington	9,218
1983	W	104-97	New Jersey	8,126
1984	W	109-93	Washington	13,913
1985	W	116-115 (OT)	Cleveland	11,124
1986	W	111-104	San Antonio	12,282
1987	W	104-94	Philadelphia	18,688
1988	L	94-107	Detroit	18,420
1989	W	124-119 (OT)	Cleveland	18,676
1990	L	116-124	Philadelphia	18,676
1991	W	110-90	Philadelphia	18,676
1992	L	99-100	Atlanta	18,676
1993	L	71-95	Miami	18,676
1994	W	89-83	Charlotte	22,313
1995	W	105-91	Charlotte	23,862
1996	W	115-86	Philadelphia	24,040
1997	W	94-74	Philadelphia	24,196
1999*	L	71-87	Atlanta	22,553
1999	L	74-84	New York	22,176
2000	L	81-100	Sacramento	21,814
2001	L	73-98	Indiana	18,163
2002	W	84-79	New Orleans	21,246
2003	L	74-99	Washington	18,127
2004	L	106-111 (2 OT)	New Jersey	20,117
2005	W	109-105 (OT)	Charlotte	19,251
2006	L	88-89	Sacramento	22,454
2007	L	85-96	Philadelphia	22,034
2008	W	108-95	Milwaukee	21,762
2009	W	92-85	San Antonio	21,412
2010	W	101-91	Detroit	21,038
2011#	W	104-64	Memphis	22,769

**TOTAL** 25-21

**720,841**  
**(AVG. 15,670)**

\* 1998-99 Season started in February of 1999  
# 2011-12 Season started in December of 2011



# ★ STARTING LINEUPS IN OPENERS / 1966-1989

## 1966-1967

Bob Boozer	F
Don Kojis	F
Len Chapel	C
Guy Rodgers	G
Jerry Sloan	G

## 1967-1968

Bob Boozer	F
Barry Clemens	F
Erwin Mueller	C
Guy Rodgers	G
Jerry Sloan	G

## 1968-1969

Bob Boozer	F
Jim Washington	F
Tom Boerwinkle	C
Flynn Robinson	G
Jerry Sloan	G

## 1969-1970

Bob Kauffman	F
Chet Walker	F
Tom Boerwinkle	C
Clem Haskins	G
Jerry Sloan	G

## 1970-1971

Bob Love	F
Chet Walker	F
Tom Boerwinkle	C
Jerry Sloan	G
Bob Weiss	G

## 1971-1972

Bob Love	F
Chet Walker	F
Tom Boerwinkle	C
Jim King	G
Jerry Sloan	G

## 1972-1973

Bob Love	F
Chet Walker	F
Clifford Ray	C
Jerry Sloan	G
Norm Van Lier	G

## 1973-1974

Howard Porter	F
Chet Walker	F
Tom Boerwinkle	C
Jerry Sloan	G
Norm Van Lier	G

## 1974-1975

Matt Guokas	F
Chet Walker	F
Nate Thurmond	C
Rick Adelman	G
Jerry Sloan	G

## 1975-1976

Bob Love	F
Cliff Pondexter	F
Tom Boerwinkle	C
Jerry Sloan	G
Norm Van Lier	G

## 1976-1977

Mickey Johnson	F
Bob Love	F
Artis Gilmore	C
John Laskowski	G
Norm Van Lier	G

## 1977-1978

Mickey Johnson	F
Scott May	F
Artis Gilmore	C
Wilbur Holland	G
Norm Van Lier	G

## 1978-1979

Mickey Johnson	F
Mark Landsberger	F
Artis Gilmore	C
Wilbur Holland	G
Reggie Theus	G

## 1979-1980

Scott May	F
David Greenwood	F
Artis Gilmore	C
Ricky Sobers	G
Reggie Theus	G

## 1980-1981

David Greenwood	F
Larry Kenon	F
Artis Gilmore	C
Reggie Theus	G
Sam Worthen	G

## 1981-1982

David Greenwood	F
Dwight Jones	F
Artis Gilmore	C
Ronnie Lester	G
Reggie Theus	G

## 1982-1983

Tracy Jackson	F
Dwight Jones	F
Dave Corzine	C
Quintin Dailey	G
Ennis Whately	G

## 1983-1984

David Greenwood	F
Orlando Woolridge	F
Dave Corzine	C
Quintin Dailey	G
Ennis Whately	G

## 1984-1985

Steve Johnson	F
Orlando Woolridge	F
Caldwell Jones	C
Michael Jordan	G
Ennis Whately	G

## 1985-1986

Orlando Woolridge	F
Sidney Green	F
Jawann Oldham	C
Kyle Macy	G
Michael Jordan	G

## 1986-1987

Earl Cureton	F
Charles Oakley	F
Granville Waiters	C
Steve Colter	G
Michael Jordan	G

## 1987-1988

Brad Sellers	F
Charles Oakley	F
Artis Gilmore	C
John Paxson	G
Michael Jordan	G

## 1988-1989

Brad Sellers	F
Horace Grant	F
Bill Cartwright	C
Sam Vincent	G
Michael Jordan	G

## 1989-1990

Horace Grant	F
Scottie Pippen	F
Bill Cartwright	C
John Paxson	G
Michael Jordan	G

# STARTING LINEUPS IN OPENERS / 1990-2011



## 1990-1991

Horace Grant	F
Scottie Pippen	F
Bill Cartwright	C
John Paxson	G
Michael Jordan	G

## 1991-1992

Horace Grant	F
Scottie Pippen	F
Bill Cartwright	C
John Paxson	G
Michael Jordan	G

## 1992-1993

Horace Grant	F
Scottie Pippen	F
Bill Cartwright	C
B.J. Armstrong	G
Michael Jordan	G

## 1993-1994

Horace Grant	F
Scottie Pippen	F
Bill Cartwright	C
B.J. Armstrong	G
Pete Myers	G

## 1994-1995

Scottie Pippen	F
Larry Krystkowiak	F
Will Perdue	C
B.J. Armstrong	G
Ron Harper	G

## 1995-1996

Scottie Pippen	F
Dennis Rodman	F
Bill Wennington	C
Ron Harper	G
Michael Jordan	G

## 1996-1997

Scottie Pippen	F
Dennis Rodman	F
Luc Longley	C
Ron Harper	G
Michael Jordan	G

## 1997-1998

Toni Kukoc	F
Jason Caffey	F
Luc Longley	C
Ron Harper	G
Michael Jordan	G

## 1998-1999

Toni Kukoc	F
Mark Bryant	F
Andrew Lang	C
Ron Harper	G
Brent Barry	G

## 1999-2000

Toni Kukoc	F
Elton Brand	F
Dickey Simpkins	C
Randy Brown	G
Hersey Hawkins	G

## 2000-2001

Ron Artest	F
Elton Brand	F
Michael Ruffin	C
Khalid El-Amin	G
Ron Mercer	G

## 2001-2002

Ron Mercer	F
Charles Oakley	F
Brad Miller	C
Greg Anthony	G
Fred Hoiberg	G

## 2002-2003

Jalen Rose	F
Tyson Chandler	F
Eddy Curry	C
Jay Williams	G
Trenton Hassell	G

## 2003-2004

Scottie Pippen	F
Lonny Baxter	F
Eddy Curry	C
Jamal Crawford	G
Jalen Rose	G

## 2004-2005

Andrés Nocioni	F
Othella Harrington	F
Tyson Chandler	C
Ben Gordon	G
Kirk Hinrich	G

## 2005-2006

Andrés Nocioni	F
Darius Songaila	F
Tyson Chandler	C
Chris Duhon	G
Kirk Hinrich	G

## 2006-2007

Luol Deng	F
P.J. Brown	F
Ben Wallace	C
Ben Gordon	G
Kirk Hinrich	G

## 2007-2008

Luol Deng	F
Tyrus Thomas	F
Ben Wallace	C
Ben Gordon	G
Kirk Hinrich	G

## 2008-2009

Luol Deng	F
Tyrus Thomas	F
Drew Gooden	C
Thabo Sefolosha	G
Derrick Rose	G

## 2009-2010

Luol Deng	F
Tyrus Thomas	F
Joakim Noah	C
John Salmons	G
Derrick Rose	G

## 2010-2011

Luol Deng	F
Taj Gibson	F
Joakim Noah	C
Keith Bogans	G
Derrick Rose	G

## 2011-2012

Luol Deng	F
Carlos Boozer	F
Joakim Noah	C
Richard Hamilton	G
Derrick Rose	G

## MOST STARTS

Michael Jordan	12
Jerry Sloan	10

## MOST STARTS IN A ROW

Jerry Sloan	10
-------------	----



## NAISMITH MEMORIAL HALL OF FAME

---

Phil Jackson, August 2007  
Michael Jordan, September 2009  
Scottie Pippen, August 2010  
Dennis Rodman, August 2011  
Artis Gilmore, August 2011  
Tex Winter, August 2011  
Chet Walker, September 2012

## JOHN BUNN LIFETIME ACHIEVEMENT AWARD

---

Johnny "Red" Kerr, September 2009  
Pat Williams, September 2012

## NBA EXECUTIVE OF THE YEAR

---

Jerry Krause, 1987-88, 1995-96  
**GAR FORMAN, 2010-11**

## NBA COACH OF THE YEAR

---

John Kerr, 1966-67  
Dick Motta, 1970-71  
Phil Jackson, 1995-96  
**TOM THIBODEAU, 2010-11**

## NBA MOST VALUABLE PLAYER

---

Michael Jordan, 1987-88, 1990-91, 1991-92, 1995-96, 1997-98  
**DERRICK ROSE, 2010-11**

## NBA FINALS MVP

---

Michael Jordan, 1991, 1992, 1993, 1996, 1997, 1998

## NBA ALL-STAR GAME MVP

---

Michael Jordan, 1988, 1996, 1998  
Scottie Pippen, 1994

## NBA ROOKIE OF THE YEAR

---

Michael Jordan, 1984-85  
Elton Brand, 1999-00  
**DERRICK ROSE, 2008-09**

## NBA DEFENSIVE PLAYER OF THE YEAR

---

Michael Jordan, 1987-88

## NBA SIXTH MAN AWARD

---

Toni Kukoc, 1995-96  
Ben Gordon, 2004-05

## NBA SPORTSMANSHIP AWARD

---

**LUOL DENG, 2006-07**

## NBA ALL-STAR TEAM

---

Guy Rodgers, 1967  
Jerry Sloan, 1967, 1969  
Bob Boozer, 1968  
Chet Walker, 1970, 1971, 1973, 1974  
Bob Love, 1971, 1972, 1973  
Norm Van Lier, 1974, 1976, 1977  
Artis Gilmore, 1978, 1979, 1981, 1982  
Reggie Theus, 1981, 1983  
Michael Jordan, 1985, 1986, 1987, 1988\*, 1989, 1990, 1991, 1992, 1993, 1996\*, 1997, 1998\*  
Scottie Pippen, 1990, 1992, 1993, 1994\*, 1995, 1996, 1997  
B.J. Armstrong, 1994  
Horace Grant, 1994  
**DERRICK ROSE, 2010, 2011, 2012**  
**LUOL DENG, 2012**

## ALL-NBA TEAM

---

Bob Love, 2nd: 1970-71, 1971-72  
Norm Van Lier, 2nd: 1973-74  
Michael Jordan, 1st: 1986-87, 1987-88, 1988-89, 1989-90, 1990-91, 1991-92, 1992-93, 1995-96, 1996-97, 1997-98; 2nd: 1984-85  
Scottie Pippen, 1st: 1993-94, 1994-95, 1995-96; 2nd: 1991-92, 1996-97; 3rd: 1992-93, 1997-98  
**DERRICK ROSE, 1ST: 2010-11**

## NBA ALL-DEFENSIVE TEAM

---

Jerry Sloan, 1st: 1968-69, 1971-72, 1973-74, 1974-75; 2nd: 1969-70, 1970-71  
Bob Love, 2nd: 1971-72, 1973-74, 1974-75  
Norm Van Lier, 1st: 1973-74, 1975-76, 1976-77; 2nd: 1972-73, 1974-75, 1977-78  
Artis Gilmore, 2nd: 1977-78  
Michael Jordan, 1st: 1987-88, 1988-89, 1989-90, 1990-91, 1991-92, 1992-93, 1995-96, 1996-97, 1997-98  
Scottie Pippen, 1st: 1991-92, 1992-93, 1993-94, 1994-95, 1995-96, 1996-97, 1997-98; 2nd: 1990-91  
Horace Grant, 2nd: 1992-93, 1993-94  
Dennis Rodman, 1st: 1995-96  
**KIRK HINRICH, 2ND: 2006-07**  
Ben Wallace, 2nd: 2006-07  
**JOAKIM NOAH, 2ND: 2010-11**  
**LUOL DENG, 2ND: 2011-12**

## NBA ALL-ROOKIE TEAM

---

Erwin Mueller, 1966-67 (1st)  
Clifford Ray, 1971-72 (1st)  
Scott May, 1976-77 (1st)  
Reggie Theus, 1978-79 (1st)  
David Greenwood, 1979-80 (1st)  
Quintin Dailey, 1982-83 (1st)  
Michael Jordan, 1984-85 (1st)  
Charles Oakley, 1985-86 (1st)  
Stacey King, 1989-90 (2nd)  
Toni Kukoc, 1993-94 (2nd)  
Elton Brand, 1999-00 (1st)  
Ron Artest, 1999-00 (2nd)  
Marcus Fizer 2000-01 (2nd)  
Jay Williams 2002-03 (2nd)  
**KIRK HINRICH 2003-04 (1ST)**  
**LUOL DENG 2004-05 (1ST)**  
Ben Gordon 2004-05 (1st)  
Tyrus Thomas, 2006-07 (2nd)  
**DERRICK ROSE, 2008-09 (1ST)**  
**TAJ GIBSON, 2009-10 (1ST)**

\* Named MVP of All-Star Game



## COACH OF THE MONTH AWARD

SEASON	COACH	DATE AWARDED
1987-88	Doug Collins	November, 1987
1991-92	Phil Jackson	January, 1992
1993-94	Phil Jackson	January, 1994
1995-96	Phil Jackson	January, 1996
1995-96	Phil Jackson	April, 1996
2004-05	Scott Skiles	January, 2005
2005-06	Scott Skiles	April, 2006
2010-11	<b>TOM THIBODEAU</b>	<b>JANUARY, 2011</b>
2010-11	<b>TOM THIBODEAU</b>	<b>MARCH, 2011</b>
2010-11	<b>TOM THIBODEAU</b>	<b>APRIL, 2011</b>
2011-12	<b>TOM THIBODEAU</b>	<b>DEC. 2011/JAN. 2012</b>
2011-12	<b>TOM THIBODEAU</b>	<b>MARCH, 2012</b>

## PLAYER OF THE MONTH AWARD

SEASON	PLAYER	DATE AWARDED
1986-87	Michael Jordan	November, 1986
1986-87	Michael Jordan	February, 1987
1987-88	Michael Jordan	November, 1987
1987-88	Michael Jordan	January, 1988
1988-89	Michael Jordan	December, 1988
1988-89	Michael Jordan	March, 1989
1989-90	Michael Jordan	December, 1989
1989-90	Michael Jordan	March, 1990
1990-91	Michael Jordan	March, 1991
1990-91	Michael Jordan	April, 1991
1991-92	Michael Jordan	March, 1992
1992-93	Michael Jordan	November, 1992
1993-94	Scottie Pippen	April, 1994
1995-96	Scottie Pippen	December, 1995
1995-96	Michael Jordan	January, 1996
1996-97	Michael Jordan	November, 1996
1997-98	Michael Jordan	December, 1997
1997-98	Michael Jordan	March, 1998
2009-10	<b>DERRICK ROSE</b>	<b>APRIL, 2010</b>
2010-11	<b>DERRICK ROSE</b>	<b>MARCH, 2011</b>

## ROOKIE OF THE MONTH AWARD

SEASON	PLAYER	DATE AWARDED
1984-85	Michael Jordan	November, 1984
1984-85	Michael Jordan	January, 1985
1984-85	Michael Jordan	March, 1985
1985-86	Charles Oakley	February, 1986
1999-2000	Elton Brand	January, 2000
1999-2000	Elton Brand	February, 2000
1999-2000	Elton Brand	April, 2000
2001-02	Trenton Hassell	February, 2002
2002-03	Jay Williams	December, 2002
2004-05	Ben Gordon	January, 2005
2004-05	Ben Gordon	February, 2005
2004-05	Ben Gordon	March, 2005
2008-09	<b>DERRICK ROSE</b>	<b>NOVEMBER, 2008</b>
2008-09	<b>DERRICK ROSE</b>	<b>DECEMBER, 2008</b>
2008-09	<b>DERRICK ROSE</b>	<b>MARCH, 2009</b>

## PLAYER OF THE WEEK AWARD

SEASON	PLAYER	DATE AWARDED
1980-81	Artis Gilmore	Nov. 23, 1980
1981-82	Artis Gilmore	Dec. 13, 1981
1982-83	Reggie Theus	Nov. 7, 1982
1984-85	Orlando Woolridge	Dec. 9, 1984
1984-85	Michael Jordan	Jan. 20, 1985
1986-87	Michael Jordan	Nov. 9, 1986
1986-87	Michael Jordan	March 1, 1987
1986-87	Michael Jordan	April 12, 1987
1987-88	Michael Jordan	Jan. 24, 1988
1987-88	Michael Jordan	March 27, 1988
1987-88	Michael Jordan	April 3, 1988
1988-89	Michael Jordan	Nov. 20, 1988
1988-89	Michael Jordan	Jan. 15, 1989
1988-89	Michael Jordan	March 26, 1989
1988-89	Michael Jordan	April 2, 1989
1989-90	Michael Jordan	Dec. 10, 1989
1989-90	Michael Jordan	April 1, 1990
1990-91	Michael Jordan	Dec. 2, 1990
1990-91	Michael Jordan	Dec. 25, 1990
1991-92	Scottie Pippen	Dec. 29, 1991
1991-92	Michael Jordan	Jan. 12, 1992
1992-93	Michael Jordan	Nov. 22, 1992
1993-94	Scottie Pippen	Dec. 26, 1993
1993-94	Scottie Pippen	April 17, 1994
1995-96	Scottie Pippen	Dec. 17, 1995
1995-96	Michael Jordan	Dec. 24, 1995
1995-96	Michael Jordan	Jan. 21, 1996
1995-96	Michael Jordan	March 10, 1996
1996-97	Scottie Pippen	Feb. 23, 1997
1997-98	Michael Jordan	Nov. 23, 1997
1997-98	Michael Jordan	Dec. 21, 1997
1997-98	Michael Jordan	April 5, 1998
2005-06	Ben Gordon	April 16, 2006
2006-07	Ben Gordon	Jan. 28, 2007
2006-07	Ben Gordon	April 15, 2007
2008-09	Ben Gordon	April 13, 2009
2009-10	<b>DERRICK ROSE</b>	<b>JAN. 4, 2010</b>
2010-11	<b>DERRICK ROSE</b>	<b>NOV. 15, 2010</b>
2010-11	<b>DERRICK ROSE</b>	<b>JAN. 17, 2011</b>
2011-12	<b>DERRICK ROSE</b>	<b>JAN. 16, 2012</b>
2011-12	<b>DERRICK ROSE</b>	<b>MAR. 5, 2012</b>



# ★ ATTENDANCE HISTORY / TOP HOME CROWDS

## HOME ATTENDANCE TOTALS FOR THE BULLS' 46 YEARS IN THE NBA

YEAR	TOTAL ATTENDANCE	AVERAGE PER GAME	YEAR	TOTAL ATTENDANCE	AVERAGE PER GAME
1966-67	171,793	4,772	1991-92	759,969	18,536
1967-68	131,165	3,975	1992-93	759,656	18,528
1968-69	151,608	3,790	1993-94	759,816	18,532
1969-70	331,668	10,050	1994-95	926,278	22,592
1970-71	414,857	10,118	1995-96	969,149	23,638
1971-72	435,282	10,617	1996-97	978,453	23,865
1972-73	424,944	10,365	1997-98	983,517	23,988
1973-74	334,183	8,151	1998-99	560,012	22,400
1974-75	438,860	10,704	1999-00	907,064	22,124
1975-76	258,406	6,303	2000-01	888,654	21,674
1976-77	476,636	11,625	2001-02	776,311	18,934
1977-78	548,844	13,386	2002-03	804,303	19,617
1978-79	368,968	8,999	2003-04	809,177	19,736
1979-80	363,605	8,868	2004-05	828,384	20,204
1980-81	389,718	9,505	2005-06	868,720	21,188
1981-82	369,611	9,015	2006-07	912,364	22,253
1982-83	301,050	7,343	2007-08	901,502	21,988
1983-84	260,950	6,365	2008-09	868,667	21,187
1984-85	487,370	11,887	2009-10	849,760	20,726
1985-86	469,226	11,445	2010-11	893,462	21,792
1986-87	650,718	15,871	2011-12	731,326	22,161
1987-88	740,482	18,061			
1988-89	736,964	17,975	<b>TOTALS (46)</b>	<b>28,847,761</b>	
1989-90	754,564	18,404			
1990-91	757,745	18,482			

## TOP HOME CROWDS IN BULLS' HISTORY

ATTENDANCE	TEAM	DAY	DATE
24,544	Utah (PO)	Friday	June 13, 1997
24,544	Utah (PO)	Wednesday	June 4, 1997
24,544	Utah (PO)	Sunday	June 1, 1997
24,544	Miami (PO)	Wednesday	May 28, 1997
24,544	Miami (PO)	Thursday	May 22, 1997
24,544	Miami (PO)	Tuesday	May 20, 1997
24,544	Atlanta (PO)	Tuesday	May 13, 1997
24,544	Atlanta (PO)	Thursday	May 8, 1997
24,544	Seattle (PO)	Sunday	June 16, 1996
24,544	Seattle (PO)	Friday	June 7, 1996
24,544	Seattle (PO)	Wednesday	June 5, 1996
24,411	Orlando (PO)	Sunday	May 19, 1996
24,397	Atlanta (PO)	Tuesday	May 6, 1997
24,396	New York (PO)	Tuesday	May 14, 1996
24,395	Orlando (PO)	Tuesday	May 21, 1996
24,394	New York (PO)	Sunday	May 5, 1996
24,361	Utah	Sunday	Jan. 25, 1998
24,358	Orlando (PO)	Sunday	May 14, 1995
24,328	New York (PO)	Tuesday	May 7, 1996
24,322	Orlando (PO)	Thursday	May 18, 1995
24,281	Orlando (PO)	Friday	May 12, 1995
24,267	Washington (PO)	Sunday	April 27, 1997
24,247	Orlando	Friday	March 24, 1995
24,221	Charlotte (PO)	Thursday	May 4, 1995
24,209	Houston	Sunday	Jan. 18, 1998

(PO) - Playoffs



## ATTENDANCE HIGHS & LOWS

(THE FOLLOWING REFLECTS THE LARGEST AND SMALLEST HOME CROWDS AGAINST EACH BULLS OPPONENT SINCE THE CLUB WAS ORGANIZED.)

TEAM	LARGEST	DATE	SMALLEST	DATE
Atlanta	24,207	02/13/98	1,105	12/17/68
Baltimore	13,747	03/20/70	1,388	01/01/68
Boston	23,944	03/23/98	2,742	01/02/68
Buffalo	15,796	04/05/77	4,882	12/09/72
Capital	5,201	01/30/74	3,124	10/19/73
Charlotte Bobcats	22,074	04/02/05	19,251	11/02/05
Charlotte Hornets	23,967	01/21/98	9,544	02/13/02
Cincinnati	15,130	02/06/72	2,617	12/26/68
Cleveland	23,955	04/04/97	3,518	03/20/84
Dallas	23,854	03/25/97	7,836	01/23/81
Denver	23,874	02/18/97	4,913	01/26/84
Detroit	24,139	02/15/98	1,357	12/10/68
Golden State	23,917	02/22/97	5,089	02/11/84
Houston	24,209	01/18/98	3,617	10/26/73
Indiana	24,131	02/17/98	4,132	02/15/83
Kansas City	18,129	03/18/77	3,396	04/12/83
L.A. Clippers	23,904	12/23/97	7,626	03/08/85
L.A. Lakers	24,192	12/17/97	1,077	01/29/67
Memphis	22,763	01/01/12	16,237	12/26/01
Miami	24,182	12/25/97	15,058	01/22/02
Milwaukee	24,041	12/05/97	1,006	12/19/68
Minnesota	23,985	04/03/98	15,109	11/11/94
N.O. Jazz	13,286	11/29/77	4,023	01/06/76
N.O. Hornets	22,217	03/18/05	16,823	12/03/02
New Jersey	23,916	03/29/97	5,116	02/02/82
N.Y. Knicks	24,182	04/18/98	1,815	01/07/69
N.Y. Nets	5,266	01/04/77	5,126	02/15/77
Oklahoma City	21,184	12/06/10	18,838	01/04/10
Orlando	24,247	03/24/95	13,023	12/05/01
Philadelphia	24,196	11/01/97	1,412	12/05/68
Phoenix	23,927	01/28/96	3,107	01/04/69
Portland	23,841	02/24/97	4,815	01/20/74
Sacramento	23,914	02/28/98	8,823	12/14/85
San Antonio	23,868	11/03/97	5,193	02/08/77
San Diego Rockets	16,282	11/28/69	1,157	12/03/68
San Diego Clippers	12,412	10/20/78	4,748	02/14/84
San Francisco	12,080	11/17/70	1,149	10/19/67
Seattle	24,112	01/13/98	891	11/07/68
St. Louis	4,389	01/25/86	1,926	03/14/67
Washington	23,969	04/07/98	3,962	12/23/83
Utah	24,361	01/25/98	4,322	02/21/84
Toronto	23,913	01/25/97	16,111	12/18/02
Vancouver	24,023	03/20/98	19,193	11/30/95





## MOST CONSECUTIVE FREE THROWS MADE BY A PLAYER IN A GAME

ATTEMPTS	MADE	PLAYER	GAME	LOCATION	DATE
23	23	Dominique Wilkins	ATL vs. CHI	ATL	12/08/92
19	19	Adrian Dantley	DET vs. CHI	DET (OT)	12/15/87
17	17	Adrian Dantley	UT vs. CHI	UT	02/05/80
16	16	Chet Walker	CHI vs. DET	CHI (OT)	02/19/71
16	16	Reggie Theus	CHI vs. SD	CHI	01/04/80
16	16	Moses Malone	PHI vs. CHI	CHI	02/25/86
15	15	Quintin Dailey	CHI vs. ATL	ATL	02/01/84
15	15	Michael Jordan	CHI vs. NJ	CHI	01/10/87

## SHORTEST GAME

1:42	CHI 105 vs. HOU 91	12/02/78
------	--------------------	----------

## LONGEST GAME REGULATION

2:48	CHI 107 vs. DET 102	02/10/09 (Johnny "Red" Kerr Night)	2:40	CHI 97 at NO 100	03/03/04
2:41	CHI 93 at MIA 97	01/29/12	2:40	CHI 95 at OKC 106	10/27/10
2:41	CHI 116 at PHO 103	02/11/07	2:40	CHI 88 at DAL 83	11/19/10
2:40	HOU 116 vs. CHI 110	11/29/83			

## LONGEST GAME OVERTIME

3:24	CHI 156 at POR 155 (4 OT)	03/16/84
------	---------------------------	----------

## CHICAGO GAMES CANCELED

	OPPONENT	LOCATION	REASON	REPLAYED
01/26/67	DET	DET	Snow	03/15/67
01/20/78	CLE	CHI	Snow	02/20/67
01/27/78	WAS	CHI	Snow	03/16/78
01/16/79	PHI	CHI	Snow	02/01/79
02/20/86	POR	CHI	Fog	02/21/86
01/12/00	CHA	CHA	Death of Bobby Phillips	03/05/00

## BULLS FOUR-POINT PLAYS

Sam Smith	at MIL	10/21/79	Michael Jordan	vs. NJ	03/29/97
Kyle Macy	at IND	11/19/85	Jalen Rose	vs. ATL	03/18/03
Craig Hodges	at SEA	03/25/89	Eric Piatkowski	at SAC	11/16/04
John Paxson	at BOS	03/31/91	Ben Gordon	vs. DET	12/03/05
Scottie Pippen	vs. MIA	02/16/94	Ben Gordon	vs. DET	01/06/07
Scottie Pippen	vs. ATL	03/08/94	Chris Duhon	vs. ATL	02/20/07
Pete Myers	vs. ATL	03/08/94	Andrés Nocioni	vs. MIA (PO)	04/24/07
Michael Jordan	at MIN	02/16/96	Ben Gordon	vs. CHA	12/01/07
Michael Jordan	at MIN	02/27/96	<b>KIRK HINRICH</b>	<b>VS. DAL</b>	<b>12/03/07</b>
Toni Kukoc	vs. MIL	03/05/96	Ben Gordon	at MIL	04/14/08
Ron Harper	at NY (PO)	05/12/96	Ben Gordon	at DEN	11/23/08
Toni Kukoc	at SEA (PO)	06/05/96	Ben Gordon	vs. LAC	12/17/08
Ron Harper	vs. CHA	12/14/96	Andrés Nocioni	at BOS	12/19/08
Michael Jordan	vs. CHA	12/14/96	Ben Gordon	at DET	02/10/09
Ron Harper	vs. GS	02/22/97	<b>DERRICK ROSE</b>	<b>VS. LAC</b>	<b>12/18/10</b>
Toni Kukoc	vs. GS	02/22/97	<b>DERRICK ROSE</b>	<b>AT IND</b>	<b>01/14/11</b>
Michael Jordan	vs. SAC	02/28/97	<b>DERRICK ROSE</b>	<b>AT NY</b>	<b>04/08/12</b>

## OPPONENT FOUR-POINT PLAYS

Trent Tucker	vs. NY (PO)	05/19/89	Raja Bell	at PHO	02/11/07
Bill Laimbeer	at DET	04/12/93	Tim Thomas	at LAC	11/17/07
David Wesley	vs. BOS	04/01/97	James Jones	vs. POR	01/03/08
Clifford Robinson	vs. PHO	12/11/00	Stephen Jackson	at GS	02/07/08
Michael Redd	at MIL	11/13/02	Damon Jones	vs. CLE	03/06/08
Morris Peterson	vs. TOR	12/18/02	Richard Jefferson	at MIL	02/18/09
Steve Smith	vs. NO	12/06/03	Troy Murphy	at IND	02/22/09
Chauncey Billups	at DET	12/22/04	Ray Allen	at BOS	11/05/10
Dirk Nowitzki	at DAL	02/08/05	Kirk Hinrich	vs. ATL	03/11/11
Allen Iverson	vs. PHI	04/08/06	Vince Carter	vs. PHO	04/05/11



## **MOST CONSECUTIVE GAMES IN CHICAGO UNIFORM**

446 B.J. Armstrong 02/08/90 at DEN - 04/23/95 at MIL

## **FIVE BULLS WITH 20 OR MORE POINTS IN A GAME**

01/08/70 vs. PHO Bob Love (34), Clem Haskins (24), Bob Weiss (24), Tom Boerwinkle (22) and Chet Walker (21)

## **THREE BULLS WITH 30 OR MORE POINTS IN A GAME**

12/12/96 vs. LAL Scottie Pippen (35), Toni Kukoc (31) and Michael Jordan (30)

## **TWO BULLS WITH 40 OR MORE POINTS IN A GAME**

02/18/96 at IND Michael Jordan (44) and Scottie Pippen (40)

## **LARGEST COMEBACKS TO WIN A GAME**

26 points vs. NY 02/23/73  
 Trailed 31-57 (0:33 in 2nd quarter) Won 84-83

25 points vs. CHA 11/02/05  
 Trailed 45-70 (8:38 in 3rd quarter) Won 109-105 (OT)

## **LARGEST LEADS**

61 points vs. HOU 02/01/83  
 51 points vs. PHI 12/21/10

## **LARGEST LEAD LOST**

35 points vs. SAC 12/21/09  
 Led 79-44 (8:50 in 3rd quarter) Lost 98-102

EVERY 7-GAME SERIES MATTERS.



PLAYOFF RECORDS





## 1966-1967

### WESTERN DIVISION SEMIFINALS (0-3)

03/21/67	St. Louis 114 - Chicago 110	A	4,704
03/23/67	St. Louis 113 - Chicago 107 (Coliseum)	H	3,739
03/25/67	St. Louis 119 - Chicago 106	A	7,018

## 1967-1968

### WESTERN DIVISION SEMIFINALS (1-4)

03/24/68	L.A. Lakers 109 - Chicago 101	A	7,352
03/25/68	L.A. Lakers 111 - Chicago 106	A	8,158
03/27/68	Chicago 104 - L.A. Lakers 98	H	3,456
03/29/68	L.A. Lakers 93 - Chicago 87	H	5,678
03/31/68	L.A. Lakers 122 - Chicago 99	A	12,108

## 1969-1970

### WESTERN DIVISION SEMIFINALS (1-4)

03/25/70	Atlanta 129 - Chicago 111	A	6,427
03/28/70	Atlanta 124 - Chicago 104	A	7,195
03/31/70	Atlanta 106 - Chicago 101	H	8,898
04/03/70	Chicago 131 - Atlanta 120	H	7,584
04/05/70	Atlanta 113 - Chicago 107	A	4,996

## 1970-1971

### WESTERN CONFERENCE SEMIFINALS (3-4)

03/24/71	L.A. Lakers 100 - Chicago 99	A	10,726
03/26/71	L.A. Lakers 105 - Chicago 95	A	13,469
03/28/71	Chicago 106 - L.A. Lakers 98	H	10,101
03/30/71	Chicago 112 - L.A. Lakers 102	H	18,650
04/01/71	L.A. Lakers 115 - Chicago 89	A	13,935
04/04/71	Chicago 113 - L.A. Lakers 99	H	14,211
04/06/71	L.A. Lakers 109 - Chicago 98	A	17,505

## 1971-1972

### WESTERN CONFERENCE SEMIFINALS (0-4)

03/28/72	L.A. Lakers 95 - Chicago 80	A	17,505
03/30/72	L.A. Lakers 131 - Chicago 124	A	17,505
04/02/72	L.A. Lakers 108 - Chicago 101	H	17,805
04/04/72	L.A. Lakers 108 - Chicago 97	H	18,847

## 1972-1973

### WESTERN CONFERENCE SEMIFINALS (3-4)

03/30/73	L.A. Lakers 107 - Chicago 104	A	16,341
04/01/73	L.A. Lakers 108 - Chicago 93	A	17,316
04/06/73	Chicago 96 - L.A. Lakers 86	H	14,606
04/08/73	Chicago 98 - L.A. Lakers 94	H	14,181
04/10/73	L.A. Lakers 123 - Chicago 102	A	17,505
04/13/73	Chicago 101 - L.A. Lakers 93	H	18,096
04/15/73	L.A. Lakers 95 - Chicago 92	A	17,505

## 1973-1974

### WESTERN CONFERENCE SEMIFINALS (4-3)

03/30/74	Detroit 97 - Chicago 88	H	10,711
04/01/74	Chicago 108 - Detroit 103	A	11,499
04/05/74	Chicago 84 - Detroit 83	H	17,634
04/07/74	Detroit 102 - Chicago 87	A	11,287
04/09/74	Chicago 98 - Detroit 94	H	14,236
04/11/74	Detroit 92 - Chicago 88	A	11,134
04/13/74	Chicago 96 - Detroit 94	H	13,333

### WESTERN CONFERENCE FINALS (0-4)

04/16/74	Milwaukee 101 - Chicago 85	A	10,938
04/18/74	Milwaukee 113 - Chicago 111	H	17,787
04/20/74	Milwaukee 113 - Chicago 90	A	10,938
04/22/74	Milwaukee 115 - Chicago 99	H	12,762

## 1974-1975

### WESTERN CONFERENCE SEMIFINALS (4-2)

04/09/75	Chicago 95 - KC-Omaha 89	H	15,433
04/13/75	KC-Omaha 102 - Chicago 95	A	11,378
04/16/75	Chicago 93 - KC-Omaha 90	H	18,347
04/18/75	KC-Omaha 104 - Chicago 100 (OT)	A	14,945
04/20/75	Chicago 104 - KC-Omaha 77	H	16,247
04/23/75	Chicago 101 - KC-Omaha 89	A	12,445

### WESTERN CONFERENCE FINALS (3-4)

04/27/75	Golden State 107 - Chicago 89	A	12,787
04/30/75	Chicago 90 - Golden State 89	H	18,533
05/04/75	Chicago 108 - Golden State 101	H	19,128
05/06/75	Golden State 111 - Chicago 106	A	12,787
05/08/75	Chicago 89 - Golden State 79	A	12,787
05/11/75	Golden State 86 - Chicago 72	H	19,594
05/14/75	Golden State 83 - Chicago 79	A	12,787

## 1976-1977

### WESTERN CONFERENCE FIRST ROUND (1-2)

04/12/77	Portland 96 - Chicago 83	A	12,774
04/15/77	Chicago 107 - Portland 104	H	20,000
04/17/77	Portland 106 - Chicago 98	A	12,520

## 1980-1981

### EASTERN CONFERENCE FIRST ROUND (2-0)

03/31/81	Chicago 90 - New York 80	A	14,822
04/03/81	Chicago 115 - New York 114 (OT)	H	19,901

### EASTERN CONFERENCE SEMIFINALS (0-4)

04/05/81	Boston 121 - Chicago 109	A	15,320
04/07/81	Boston 106 - Chicago 97	A	15,320
04/10/81	Boston 113 - Chicago 107	H	19,995
04/12/81	Boston 109 - Chicago 103	H	18,249

## 1984-1985

### EASTERN CONFERENCE FIRST ROUND (1-3)

04/19/85	Milwaukee 109 - Chicago 100	A	11,052
04/21/85	Milwaukee 122 - Chicago 115	A	11,052
04/24/85	Chicago 109 - Milwaukee 107	H	17,225
04/26/85	Milwaukee 105 - Chicago 97	H	17,787

## 1985-1986

### EASTERN CONFERENCE FIRST ROUND (0-3)

04/17/86	Boston 123 - Chicago 104	A	14,890
04/20/86	Boston 135 - Chicago 131 (2 OT)	A	14,890
04/22/86	Boston 122 - Chicago 104	H	18,968

## 1986-1987

### EASTERN CONFERENCE FIRST ROUND (0-3)

04/23/87	Boston 108 - Chicago 104	A	14,890
04/26/87	Boston 105 - Chicago 96	A	14,890
04/28/87	Boston 105 - Chicago 94	H	18,122

## 1987-1988

### EASTERN CONFERENCE FIRST ROUND (3-2)

04/28/88	Chicago 104 - Cleveland 93	H	18,676
05/01/88	Chicago 106 - Cleveland 101	H	18,645
05/03/88	Cleveland 110 - Chicago 102	A	20,068
05/05/88	Cleveland 97 - Chicago 91	A	20,026
05/08/88	Chicago 107 - Cleveland 101	H	18,008

### EASTERN CONFERENCE SEMIFINALS (1-4)

05/10/88	Detroit 93 - Chicago 82	A	18,312
05/12/88	Chicago 105 - Detroit 95	A	20,281
05/14/88	Detroit 101 - Chicago 79	H	18,676
05/15/88	Detroit 96 - Chicago 77	H	18,676
05/18/88	Detroit 102 - Chicago 95	A	21,371



# 1988-1994 / ALL-TIME PLAYOFF RESULTS

## 1988-1989

### EASTERN CONFERENCE FIRST ROUND (3-2)

04/28/89	Chicago 95 - Cleveland 88	A	19,312
04/30/89	Cleveland 96 - Chicago 88	A	20,273
05/03/89	Chicago 101 - Cleveland 94	H	17,721
05/05/89	Cleveland 108 - Chicago 105 (OT)	H	18,264
05/07/89	Chicago 101 - Cleveland 100	A	20,273

### EASTERN CONFERENCE SEMIFINALS (4-2)

05/09/89	Chicago 120 - New York 109 (OT)	A	19,591
05/11/89	New York 114 - Chicago 97	A	19,591
05/13/89	Chicago 111 - New York 88	H	18,599
05/14/89	Chicago 106 - New York 93	H	18,637
05/16/89	New York 121 - Chicago 114	A	19,591
05/19/89	Chicago 113 - New York 111	H	18,676

### EASTERN CONFERENCE FINALS (2-4)

05/21/89	Chicago 94 - Detroit 88	A	21,454
05/23/89	Detroit 100 - Chicago 91	A	21,454
05/27/89	Chicago 99 - Detroit 97	H	18,676
05/29/89	Detroit 86 - Chicago 80	H	18,676
05/31/89	Detroit 94 - Chicago 85	A	21,454
06/02/89	Detroit 103 - Chicago 94	H	18,676

## 1989-1990

### EASTERN CONFERENCE FIRST ROUND (3-1)

04/27/90	Chicago 111 - Milwaukee 97	H	18,676
04/29/90	Chicago 109 - Milwaukee 102	H	18,676
05/01/90	Milwaukee 119 - Chicago 112	A	18,575
05/03/90	Chicago 110 - Milwaukee 86	A	18,633

### EASTERN CONFERENCE SEMIFINALS (4-1)

05/07/90	Chicago 96 - Philadelphia 85	H	18,676
05/09/90	Chicago 101 - Philadelphia 96	H	18,676
05/11/90	Philadelphia 118 - Chicago 112	A	18,168
05/13/90	Chicago 111 - Philadelphia 101	A	18,168
05/16/90	Chicago 117 - Philadelphia 99	H	18,676

### EASTERN CONFERENCE FINALS (3-4)

05/20/90	Detroit 86 - Chicago 77	A	21,454
05/22/90	Detroit 102 - Chicago 93	A	21,454
05/26/90	Chicago 107 - Detroit 102	H	18,676
05/28/90	Chicago 108 - Detroit 101	H	18,676
05/30/90	Detroit 97 - Chicago 83	A	21,454
06/01/90	Chicago 109 - Detroit 91	H	18,676
06/03/90	Detroit 93 - Chicago 74	A	21,454

## 1990-1991

### EASTERN CONFERENCE FIRST ROUND (3-0)

04/25/91	Chicago 126 - New York 85	H	18,676
04/28/91	Chicago 89 - New York 79	H	18,676
04/30/91	Chicago 103 - New York 94	A	18,021

### EASTERN CONFERENCE SEMIFINALS (4-1)

05/04/91	Chicago 105 - Philadelphia 92	H	18,676
05/06/91	Chicago 112 - Philadelphia 100	H	18,676
05/10/91	Philadelphia 99 - Chicago 97	A	18,168
05/12/91	Chicago 101 - Philadelphia 85	A	17,514
05/14/91	Chicago 100 - Philadelphia 95	H	18,676

### EASTERN CONFERENCE FINALS (4-0)

05/19/91	Chicago 94 - Detroit 83	H	18,676
05/21/91	Chicago 105 - Detroit 97	H	18,676
05/25/91	Chicago 113 - Detroit 107	A	21,454
05/27/91	Chicago 115 - Detroit 94	A	21,454

### NBA FINALS (4-1)

06/02/91	L.A. Lakers 93 - Chicago 91	H	18,676
06/05/91	Chicago 107 - L.A. Lakers 86	H	18,676
06/07/91	Chicago 104 - L.A. Lakers 96 (OT)	A	17,505
06/09/91	Chicago 97 - L.A. Lakers 82	A	17,505
06/12/91	Chicago 108 - L.A. Lakers 101	A	17,505

## 1991-1992

### EASTERN CONFERENCE FIRST ROUND (3-0)

04/24/92	Chicago 113 - Miami 94	H	18,676
04/26/92	Chicago 120 - Miami 90	H	18,676
04/29/92	Chicago 119 - Miami 114	A	15,008

### EASTERN CONFERENCE SEMIFINALS (4-3)

05/05/92	New York 94 - Chicago 89	H	18,676
05/07/92	Chicago 86 - New York 78	H	18,676
05/09/92	Chicago 94 - New York 86	A	19,763
05/10/92	New York 93 - Chicago 86	A	19,763
05/12/92	Chicago 96 - New York 88	H	18,676
05/14/92	New York 100 - Chicago 86	A	19,763
05/17/92	Chicago 110 - New York 81	H	18,676

### EASTERN CONFERENCE FINALS (4-2)

05/19/92	Chicago 103 - Cleveland 89	H	18,676
05/21/92	Cleveland 107 - Chicago 81	H	18,676
05/23/92	Chicago 105 - Cleveland 96	A	20,273
05/25/92	Cleveland 99 - Chicago 85	A	20,273
05/27/92	Chicago 112 - Cleveland 89	H	18,676
05/29/92	Chicago 99 - Cleveland 94	A	20,273

### NBA FINALS (4-2)

06/03/92	Chicago 122 - Portland 89	H	18,676
06/05/92	Portland 115 - Chicago 104 (OT)	H	18,676
06/07/92	Chicago 94 - Portland 84	A	12,888
06/10/92	Portland 93 - Chicago 88	A	12,888
06/12/92	Chicago 119 - Portland 106	A	12,888
06/14/92	Chicago 97 - Portland 93	H	18,676

## 1992-1993

### EASTERN CONFERENCE FIRST ROUND (3-0)

04/30/93	Chicago 114 - Atlanta 90	H	18,676
05/02/93	Chicago 117 - Atlanta 102	H	18,676
05/04/93	Chicago 98 - Atlanta 88	A	15,141

### EASTERN CONFERENCE SEMIFINALS (4-0)

05/11/93	Chicago 91 - Cleveland 84	H	18,676
05/13/93	Chicago 104 - Cleveland 85	H	18,676
05/15/93	Chicago 96 - Cleveland 90	A	20,273
05/17/93	Chicago 103 - Cleveland 101	A	20,273

### EASTERN CONFERENCE FINALS (4-2)

05/23/93	New York 98 - Chicago 90	A	19,763
05/25/93	New York 96 - Chicago 91	A	19,763
05/29/93	Chicago 103 - New York 83	H	18,676
05/31/93	Chicago 105 - New York 95	H	18,676
06/02/93	Chicago 97 - New York 94	A	19,763
06/04/93	Chicago 96 - New York 88	H	18,676

### NBA FINALS (4-2)

06/09/93	Chicago 100 - Phoenix 92	A	19,023
06/11/93	Chicago 111 - Phoenix 108	A	19,023
06/13/93	Phoenix 129 - Chicago 121 (3 OT)	H	18,676
06/16/93	Chicago 111 - Phoenix 105	H	18,676
06/18/93	Phoenix 108 - Chicago 98	H	18,676
<i>(Jordan's last game at Chicago Stadium)</i>			
06/20/93	Chicago 99 - Phoenix 98	A	19,023

## 1993-1994

### EASTERN CONFERENCE FIRST ROUND (3-0)

04/29/94	Chicago 104 - Cleveland 96	H	18,676
05/01/94	Chicago 105 - Cleveland 96	H	18,676
05/03/94	Chicago 95 - Cleveland 92 (OT)	A	17,778

### EASTERN CONFERENCE SEMIFINALS (3-4)

05/08/94	New York 90 - Chicago 86	A	19,763
05/11/94	New York 96 - Chicago 91	A	19,763
05/13/94	Chicago 104 - New York 102	H	18,676
05/15/94	Chicago 95 - New York 83	H	18,676
05/18/94	New York 87 - Chicago 86	A	19,763
05/20/94	Chicago 93 - New York 79	H	18,676
05/22/94	New York 87 - Chicago 77	A	19,763

FRONT OFFICE BALL OPS, PLAYERS, THE NBA OPPONENTS 2011-12 SEASON RECORDS PLAYOFFS HISTORY COMMUNITY MEDIA CONTENTS

# ALL-TIME PLAYOFF RESULTS / 1994-2007



## 1994-1995

### EASTERN CONFERENCE FIRST ROUND (3-1)

04/28/95	Chicago 108 - Charlotte 100 (OT)	A	23,859
04/30/95	Charlotte 106 - Chicago 89	A	23,859
05/02/95	Chicago 103 - Charlotte 80	H	24,114
05/04/95	Chicago 85 - Charlotte 84	H	24,221

### EASTERN CONFERENCE SEMIFINALS (2-4)

05/07/95	Orlando 94 - Chicago 91	A	16,010
05/10/95	Chicago 104 - Orlando 94	A	16,010
05/12/95	Orlando 110 - Chicago 101	H	24,281
05/14/95	Chicago 106 - Orlando 95	H	24,281
05/16/95	Orlando 103 - Chicago 95	A	16,010
05/18/95	Orlando 108 - Chicago 102	H	24,322

## 1995-1996

### EASTERN CONFERENCE FIRST ROUND (3-0)

04/26/96	Chicago 102 - Miami 85	H	24,104
04/28/96	Chicago 106 - Miami 75	H	24,202
05/01/96	Chicago 112 - Miami 91	A	15,200

### EASTERN CONFERENCE SEMIFINALS (4-1)

05/05/96	Chicago 91 - New York 84	H	24,394
05/07/96	Chicago 91 - New York 80	H	24,328
05/11/96	New York 102 - Chicago 99 (OT)	A	19,763
05/12/96	Chicago 94 - New York 91	A	19,763
05/14/96	Chicago 94 - New York 81	H	24,396

### EASTERN CONFERENCE FINALS (4-0)

05/19/96	Chicago 121 - Orlando 83	H	24,411
05/21/96	Chicago 93 - Orlando 88	H	24,395
05/25/96	Chicago 86 - Orlando 67	A	17,248
05/27/96	Chicago 106 - Orlando 101	A	17,248

### NBA FINALS (4-2)

06/05/96	Chicago 107 - Seattle 90	H	24,544
06/07/96	Chicago 92 - Seattle 88	H	24,544
06/09/96	Chicago 108 - Seattle 86	A	17,072
06/12/96	Seattle 107 - Chicago 86	A	17,072
06/14/96	Seattle 89 - Chicago 78	A	17,072
06/16/96	Chicago 87 - Seattle 75	H	24,544

## 1996-1997

### EASTERN CONFERENCE FIRST ROUND (3-0)

04/25/97	Chicago 98 - Washington 86	H	24,122
04/27/97	Chicago 109 - Washington 104	H	24,267
04/30/97	Chicago 96 - Washington 95	A	18,756

### EASTERN CONFERENCE SEMIFINALS (4-1)

05/06/97	Chicago 100 - Atlanta 97	H	24,397
05/08/97	Atlanta 103 - Chicago 95	H	24,544
05/10/97	Chicago 100 - Atlanta 80	A	16,378
05/11/97	Chicago 89 - Atlanta 80	A	16,378
05/13/97	Chicago 107 - Atlanta 92	H	24,544

### EASTERN CONFERENCE FINALS (4-1)

05/20/97	Chicago 84 - Miami 77	H	24,544
05/22/97	Chicago 75 - Miami 68	H	24,544
05/24/97	Chicago 98 - Miami 74	A	14,720
05/26/97	Miami 87 - Chicago 80	A	14,720
05/28/97	Chicago 100 - Miami 87	H	24,544

### NBA FINALS (4-2)

06/01/97	Chicago 84 - Utah 82	H	24,544
06/04/97	Chicago 97 - Utah 85	H	24,544
06/06/97	Utah 104 - Chicago 93	A	19,911
06/08/97	Utah 78 - Chicago 73	A	19,911
06/11/97	Chicago 90 - Utah 88	A	19,911
06/13/97	Chicago 90 - Utah 86	H	24,544

## 1997-1998

### EASTERN CONFERENCE FIRST ROUND (3-0)

04/24/98	Chicago 96 - New Jersey 93 (OT)	H	23,844
04/26/98	Chicago 96 - New Jersey 91	H	23,844
04/29/98	Chicago 116 - New Jersey 101	A	19,889

### EASTERN CONFERENCE SEMIFINALS (4-1)

05/03/98	Chicago 83 - Charlotte 70	H	23,844
05/06/98	Charlotte 78 - Chicago 76	H	23,844
05/08/98	Chicago 103 - Charlotte 89	A	23,799
05/10/98	Chicago 94 - Charlotte 80	A	23,799
05/13/98	Chicago 93 - Charlotte 84	H	23,844

### EASTERN CONFERENCE FINALS (4-3)

05/17/98	Chicago 85 - Indiana 79	H	23,844
05/19/98	Chicago 104 - Indiana 98	H	23,844
05/23/98	Indiana 107 - Chicago 105	A	16,576
05/25/98	Indiana 96 - Chicago 94	A	16,560
05/27/98	Chicago 106 - Indiana 87	H	23,844
05/29/98	Indiana 92 - Chicago 89	A	16,566
05/31/98	Chicago 88 - Indiana 83	H	23,844

### NBA FINALS (4-2)

06/03/98	Utah 88 - Chicago 85 (OT)	A	19,911
06/05/98	Chicago 93 - Utah 88	A	19,911
06/07/98	Chicago 96 - Utah 54	H	23,844
06/10/98	Chicago 86 - Utah 82	H	23,844
06/12/98	Utah 83 - Chicago 81	H	23,844
06/14/98	Chicago 87 - Utah 86	A	19,911

## 2004-2005

### EASTERN CONFERENCE FIRST ROUND (2-4)

04/24/05	Chicago 103 - Washington 94	H	22,655
04/27/05	Chicago 113 - Washington 103	H	22,605
04/30/05	Washington 117 - Chicago 99	A	20,173
05/02/05	Washington 106 - Chicago 99	A	20,173
05/04/05	Washington 112 - Chicago 110	H	22,250
05/06/05	Washington 94 - Chicago 91	A	20,173

## 2005-2006

### EASTERN CONFERENCE FIRST ROUND (2-4)

04/22/06	Miami 111 - Chicago 106	A	20,288
04/24/06	Miami 115 - Chicago 108	A	20,214
04/27/06	Chicago 109 - Miami 90	H	22,133
04/30/06	Chicago 93 - Miami 87	H	22,361
05/02/06	Miami 92 - Chicago 78	A	20,287
05/04/06	Miami 116 - Chicago 96	H	22,584

## 2006-2007

### EASTERN CONFERENCE FIRST ROUND (4-0)

04/21/07	Chicago 96 - Miami 91	H	22,183
04/24/07	Chicago 107 - Miami 89	H	23,097
04/27/07	Chicago 104 - Miami 96	A	20,280
04/29/07	Chicago 92 - Miami 79	A	20,283

### EASTERN CONFERENCE SEMIFINALS (2-4)

05/05/07	Detroit 95 - Chicago 69	A	22,076
05/07/07	Detroit 108 - Chicago 87	A	22,076
05/10/07	Detroit 81 - Chicago 74	H	23,462
05/13/07	Chicago 102 - Detroit 87	H	23,099
05/15/07	Chicago 108 - Detroit 92	A	22,076
05/17/07	Detroit 95 - Chicago 85	H	23,030



## 2008-2009

### EASTERN CONFERENCE FIRST ROUND (3-4)

04/18/09	Chicago 105, Boston 103 (OT)	A	18,624
04/20/09	Boston 118, Chicago 115	A	18,624
04/23/09	Boston 107, Chicago 86	H	23,072
04/26/09	Chicago 121, Boston 118 (2 OT)	H	23,067
04/28/09	Boston 106, Chicago 104 (OT)	A	18,624
04/30/09	Chicago 128, Boston 127 (3 OT)	H	23,430
05/02/09	Boston 109, Chicago 99	A	18,624

## 2009-2010

### EASTERN CONFERENCE FIRST ROUND (1-4)

04/17/10	Cleveland 96, Chicago 83	A	20,562
04/19/10	Cleveland 112, Chicago 102	A	20,562
04/22/10	Chicago 108, Cleveland 106	H	22,991
04/25/10	Cleveland 121, Chicago 98	H	23,058
04/27/10	Cleveland 96, Chicago 94	A	20,562

## 2010-2011

### EASTERN CONFERENCE FIRST ROUND (4-1)

04/16/11	Chicago 104, Indiana 99	H	22,986
04/18/11	Chicago 96, Indiana 90	H	22,480
04/21/11	Chicago 88, Indiana 84	A	18,165
04/23/11	Indiana 89, Chicago 84	A	18,165
04/26/11	Chicago 116, Indiana 89	H	22,822

### EASTERN CONFERENCE SEMIFINALS (4-2)

05/02/11	Atlanta 103, Chicago 95	H	22,890
05/04/11	Chicago 86, Atlanta 73	H	22,872
05/06/11	Chicago 99, Atlanta 82	A	19,521
05/08/11	Atlanta 100, Chicago 88	A	19,263
05/10/11	Chicago 95, Atlanta 83	H	22,980
05/12/11	Chicago 93, Atlanta 73	A	19,378

### EASTERN CONFERENCE FINALS (1-4)

05/15/11	Chicago 103, Miami 82	H	22,874
05/18/11	Miami 85, Chicago 75	H	23,007
05/22/11	Miami 96, Chicago 85	A	20,123
05/24/11	Miami 101, Chicago 93 (OT)	A	20,125
05/26/11	Miami 83, Chicago 80	H	23,057

## 2011-2012

### EASTERN CONFERENCE FIRST ROUND (2-4)

04/28/12	Chicago 103, Philadelphia 91	H	21,943
05/01/12	Philadelphia 109, Chicago 92	H	22,067
05/04/12	Philadelphia 79, Chicago 74	A	20,381
05/06/12	Philadelphia 89, Chicago 82	A	20,412
05/08/12	Chicago 77, Philadelphia 69	H	22,093
05/10/12	Philadelphia 79, Chicago 78	A	20,362



## MOST POINTS

Game (2 OT)	131	at BOS	04/20/86
Game	131	vs. ATL	04/03/70
Half	74	vs. ATL (2nd)	04/03/70
Otr.	45	at PHL (4th)	05/11/90
OT	17	at NY	05/09/89

## MOST FIELD GOALS MADE

Game (3 OT)	55	vs. PHO	06/13/93
Game	53*	vs. ORL	05/19/96
Half	30	vs. ATL (2nd)	04/03/70
Otr.	18	vs. ATL (3rd)	04/03/70
OT	7	at NY	05/09/89

## MOST FIELD GOALS ATTEMPTED

Game (3 OT)	130	vs. PHO	06/13/93
Game	109	vs. ATL	04/03/70
Half	60	vs. ATL (1st)	04/03/70
Otr.	33	vs. ATL (1st)	04/03/70
OT	12	at NY	05/11/96

## HIGHEST FIELD GOAL PERCENTAGE

Game	.617 (50-81)	vs. LAL	06/05/91
	.595 (50-84)	at LAL	03/30/72
	.585 (48-82)	vs. PHL	05/16/90
	.581 (43-74)	vs. NY	05/11/92

## MOST FREE THROWS MADE

Game	38	vs. NY	05/14/89
Half	24*	vs. DET (2nd)	05/28/90
Otr.	18*	vs. DET (4th)	05/28/90
OT	7	at BOS	04/28/09

## MOST FREE THROWS ATTEMPTED

Game	54	at MIL	05/03/90
Half	31	vs. DET (2nd)	05/28/90
Otr.	22*	at MIA (4th)	04/27/07
OT	9	at BOS	04/28/09

## HIGHEST FREE THROW PERCENTAGE

Game	1.000 (19-19)	vs. CLE	05/19/92
------	---------------	---------	----------

## MOST 3-PT FIELD GOALS MADE

Game	14	vs. IND	04/26/11
Half	11	vs. IND	04/26/11
Otr.	6*	vs. IND (3rd)	04/26/11
OT	2	vs. BOS (1st)	04/26/09

## MOST 3-PT FIELD GOALS ATTEMPTED

Game	33	at WAS	05/02/05
Half	22	vs. IND	04/26/11
Otr.	14	at UTA (4th)	06/06/97
OT	4	at NY	05/11/96

## HIGHEST 3-PT FIELD GOAL PERCENTAGE

Game	.778 (7-9)	at CLE	04/28/89
------	------------	--------	----------

## MOST REBOUNDS

Game	63	vs. LAL	03/27/68
Half	40	vs. ATL (1st)	04/03/70
Otr.	23	vs. DET (4th)	05/10/07
OT	8	at NY	05/09/89

## MOST OFFENSIVE REBOUNDS

Game	27*	vs. PHO	06/13/93
Half	15	vs. DET (2nd)	05/10/07
Otr.	11	vs. DET (4th)	05/10/07
OT	3	vs. CLE	05/05/89

## MOST DEFENSIVE REBOUNDS

Game	44	vs. ATL	05/09/11
Half	24	vs. GS (1st)	05/14/75
Otr.	13*	at PHI (3rd)	05/10/12
OT	6	vs. BOS (1st)	04/26/09

## MOST ASSISTS

Game	38	vs. POR	06/03/92
Half	22	vs. POR (2nd)	06/03/92
Otr.	14	vs. POR (3rd)	06/03/92
OT	4*	at BOS	04/18/09

## MOST PERSONAL FOULS

Game	38	at WAS	04/30/05
Half	21	at WAS (2nd)	04/30/05
Otr.	13*	at BOS (4th)	05/02/99
OT	7	at LAL	03/30/73

## MOST DISQUALIFICATIONS

Game	3	@ LAL	03/30/73
OT	3	at KC	04/18/75

## MOST STEALS

Game	19*	vs. IND	05/17/98
Half	13	at MIA (2nd)	05/24/97
Otr.	9	at MIA (3rd)	05/24/97
OT	3	at KC	04/18/75

## MOST TURNOVERS

Game	36	at POR	04/17/77
Half	20	vs. ATL (1st)	03/28/70
Otr.	12	at POR (1st)	04/12/77
OT	4	at KC	04/18/75

## MOST BLOCKED SHOTS

Game	14	at BOS	04/20/09
Half	9	at BOS (1st)	04/20/09
Otr.	7	at BOS (1st)	04/20/09

## MOST CONSECUTIVE POINTS

Game	18	at LAL	04/15/73
	(26-36 to 44-36) (2nd Otr.)		

## LARGEST MARGIN OF VICTORY

42	vs. UTA	06/07/98
41	vs. NY	04/02/91

\* most recently





# BULLS PLAYOFF RECORDS (LEAST)

## LEAST POINTS

Game	69	at DET	05/05/07
Half	28	at DET (2nd)	05/05/07
Otr.	10	vs. MIA (4th)	05/18/11
OT (3 OT)	4	at PHO	06/13/93

## LEAST FIELD GOALS MADE

Game	23*	at DET	05/07/07
------	-----	--------	----------

## LEAST FIELD GOALS ATTEMPTED

Game	59	at DET	05/31/89
------	----	--------	----------

## LOWEST FIELD GOAL PERCENTAGE

Game	.311 (28-90)	at DET	06/03/90
Game	.329 (23-70)	at DET	05/05/07
Game	.333 (28-84)	at DET	06/30/90
Game	.337 (29-86)	at WAS	05/02/05

## LEAST FREE THROWS MADE

Game	4	vs. PHI	05/08/12
------	---	---------	----------

## LEAST FREE THROWS ATTEMPTED

Game	8	vs. LAL	06/05/91
------	---	---------	----------

## LOWEST FREE THROW PERCENTAGE

Game	.545 (24-44)	at GS	05/06/75
Game	.545 (12-22)	vs. BOS	04/10/81
Game	.556 (10-18)	vs. PHI	05/01/12

## LEAST REBOUNDS

Game	26	vs. NY	06/04/93
------	----	--------	----------

## LEAST OFFENSIVE REBOUNDS

Game	3	vs. NY	04/28/91
------	---	--------	----------

## LEAST DEFENSIVE REBOUNDS

Game	17	at CLE	05/03/89
------	----	--------	----------

## LEAST ASSISTS

Game	6	vs. LAL	03/29/69
------	---	---------	----------

## LEAST PERSONAL FOULS

Game	11	vs. PHI	05/01/12
------	----	---------	----------

## LEAST STEALS

Game	1	at BOS	04/26/87
------	---	--------	----------

## LEAST TURNOVERS

Game	4	at CLE	04/19/10
------	---	--------	----------

## LEAST BLOCKED SHOTS

Game	0	vs. DET	06/15/88
------	---	---------	----------

\* most recently



## MOST POINTS

Game (2 OT)	63	M. Jordan	at BOS	04/20/86
Game	56	M. Jordan	at MIA	04/29/92
Half	37	M. Jordan	at MIA (2nd)	04/29/92
Qtr.	24	M. Jordan	at PHL (4th)	05/11/90
OT	9	M. Jordan	at NY	05/09/89

## MOST FIELD GOALS MADE

Game	24	M. Jordan	vs. CLE	05/01/88
Half	14*	M. Jordan	vs. POR (1st)	06/03/92
Qtr.	10	M. Jordan	at PHL (4th)	05/11/90
OT	4	M. Jordan	at NY	05/09/89

## MOST FIELD GOALS ATTEMPTED

Game	45	M. Jordan	vs. CLE	05/01/88
Half	25	M. Jordan	vs. CLE (1st)	05/01/88
Qtr.	13	M. Jordan	vs. POR (1st)	06/03/92
<b>OT</b>	<b>5*</b>	<b>D. ROSE</b>	<b>VS. BOS (3RD)</b>	<b>04/30/09</b>

## HIGHEST FIELD GOAL PERCENTAGE

Game	1.000 (8-8)	J. Paxson	at LAL	06/05/91
	1.000 (8-8)	H. Grant	vs. CLE	05/13/93

## MOST FREE THROWS MADE

Game	23	M. Jordan	vs. NY	05/14/89
Half	14	M. Jordan	vs. DET (2nd)	05/28/90
Qtr.	13	M. Jordan	vs. DET (4th)	05/21/91
OT	5*	B. Gordon	at BOS	04/28/09

## MOST FREE THROWS ATTEMPTED

Game	28	M. Jordan	vs. NY	05/14/89
Half	17	M. Jordan	vs. NY (2nd)	05/14/89
Qtr.	14	M. Jordan	vs. DET (4th)	05/21/91
OT	5*	B. Gordon	at BOS	04/28/09

## MOST 3-PT FIELD GOALS MADE

Game	7	S. Pippen	at UTA	06/06/97
Half	6	M. Jordan	vs. POR (1st)	06/03/92
Qtr.	4	several		
OT	1	S. Pippen	at NY	05/11/96

## MOST 3-PT FIELD GOALS ATTEMPTED

Game	12	C. Hodges	at DET	06/03/90
Half	9	M. Jordan	vs. POR (1st)	06/03/92
	9	J. Pargo	at WAS (2nd)	05/02/05
Qtr.	8	J. Pargo	at WAS (4th)	05/02/05
OT	3	S. Pippen	at NY	05/11/96

## MOST REBOUNDS

Game	24	T. Boerwinkle	vs. KC	04/16/75
Half	15	C. Ray	vs. LAL (2nd)	04/02/72
Qtr.	10	D. Rodman	vs. SEA (3rd)	06/07/96
OT	3*	S. Pippen	vs. NJ	04/24/98

## MOST OFFENSIVE REBOUNDS

Game	11*	D. Rodman	at NJ	04/29/98
Half	7	D. Rodman	vs. SEA (2nd)	06/07/96
Qtr.	7	D. Rodman	vs. SEA (3rd)	06/07/96
<b>OT</b>	<b>2*</b>	<b>D. ROSE</b>	<b>AT BOS</b>	<b>04/28/09</b>

## MOST DEFENSIVE REBOUNDS

Game	16	T. Boerwinkle	at KC	04/18/75
Half	11	T. Boerwinkle	at KC (2nd)	04/18/75
Qtr.	8	J. Sloan	at GS (1st)	05/14/75
<b>OT</b>	<b>2*</b>	<b>J. NOAH</b>	<b>AT MIA (1ST)</b>	<b>05/24/11</b>

## MOST ASSISTS

Game	14	S. Vincent	vs. CLE	05/01/88
<b>HALF</b>	<b>10*</b>	<b>D. ROSE</b>	<b>AT IND (2ND)</b>	<b>04/23/11</b>
<b>QTR.</b>	<b>7</b>	<b>D. ROSE</b>	<b>AT IND (3RD)</b>	<b>04/23/11</b>
<b>OT</b>	<b>2*</b>	<b>D. ROSE</b>	<b>VS. BOS (1ST)</b>	<b>04/26/09</b>

## MOST PERSONAL FOULS

Game	6	several		
<b>HALF (OT)</b>	<b>6</b>	<b>D. ROSE</b>	<b>AT BOS (2ND)</b>	<b>04/18/09</b>
Half	5*	O. Asik	at PHI (2nd)	05/04/12
Qtr.	5*	O. Asik	at PHI (4th)	05/04/12
OT	3	M. Jordan	vs. CLE	05/05/89

## FEWEST MINUTES PLAYED/ DISQUALIFIED

Game	7	W. Perdue	at NY	05/14/92
------	---	-----------	-------	----------

## MOST STEALS

Game	6*	M. Jordan	vs. NY	05/13/89
Half	5	H. Grant	at DET (1st)	05/10/88
Qtr.	4*	S. Pippen	vs. MIL (3rd)	04/29/90

## MOST BLOCKED SHOTS

Game	7	A. Gilmore	at NY	03/31/81
Half	4*	Ty. Thomas	at BOS (1st)	04/20/09
<b>QTR.</b>	<b>3*</b>	<b>T. GIBSON</b>	<b>AT ATL (2ND)</b>	<b>05/08/11</b>

## MOST MINUTES PLAYED

Game	60	J. Salmons	vs. BOS (3 OT)	04/30/09
	<b>59</b>	<b>D. ROSE</b>	<b>VS. BOS (3 OT)</b>	<b>04/30/09</b>
	58	B. Armstrong	vs. PHO (3 OT)	06/13/93
	57	M. Jordan	vs. PHO (3 OT)	06/13/93
	56	S. Pippen	vs. PHO (3 OT)	06/13/93

## MOST CONSECUTIVE POINTS

17	M. Jordan (73-90)	at NY	06/02/93
----	-------------------	-------	----------

## CONSECUTIVE FREE THROWS MADE

36	Ben Gordon		
9-10	(made last 5)	at MIA	04/29/07
2-2		at DET	05/05/07
5-5		at DET	05/07/07
8-8		vs. DET	05/10/07
9-9		vs. DET	05/13/07
3-3		at DET	05/15/07
1-1		vs. DET	05/17/07
7-8	(made first 3)	at BOS	04/18/09

Game	17-17	B. Love	at GS	04/21/75
	16-16	C. Walker	at GS	04/30/75

\* most recently



# OPPONENT PLAYOFF RECORDS (MOST)

FRONT OFFICE • BALL OPS • PLAYERS: THE NBA • OPPONENTS • 2011-12 SEASON • RECORDS • PLAYOFFS • HISTORY • COMMUNITY • MEDIA • CONTENTS

## MOST POINTS

Game (2 OT)	135	at BOS	04/20/86
Game	129	at ATL	03/25/70
Half	68	at ATL (1st)	03/30/72
	68	at MIA (1st)	04/24/06
Otr.	40	at ATL (3rd)	03/28/70
	40	at BOS (3rd)	04/05/81
OT	18	vs. POR	06/05/92

## MOST FIELD GOALS MADE

Game	59	at ATL	03/25/70
Half	30	vs. MIL (2nd)	04/22/74
Otr.	17	at ATL (1st)	03/28/70
	17	vs. MIL (4th)	04/22/74
OT	7	vs. POR	06/05/92

## MOST FIELD GOALS ATTEMPTED

Game	113	vs. ATL	04/03/70
Half	61	vs. ATL (2nd)	04/03/70
Otr.	33	vs. ATL (4th)	04/03/70
OT	10*	vs. BOS (1st)	04/30/09

## HIGHEST FIELD GOAL PERCENTAGE

Game	.612 (52-85)	at MIL	04/22/74
------	--------------	--------	----------

## MOST FREE THROWS MADE

Game	42	at STL	03/21/67
Half	27	at PHI (2nd)	05/11/90
	27	vs. DET (2nd)	05/28/90
Otr.	19	at BOS (4th)	04/28/87
OT	9	at LAL	03/30/73

## MOST FREE THROWS ATTEMPTED

Game	58	at STL	03/21/67
Half	37	at PHI (2nd)	05/11/90
Otr.	25	vs. PHI (4th)	05/11/90
OT	9	at LAL	03/30/73

## HIGHEST FREE THROW PERCENTAGE

Game	1.000 (23-23)	at DET	05/18/88
	1.000 (21-21)	vs. POR	06/14/92
	1.000 (15-15)	vs. MIA	05/15/11

## MOST 3-PT FIELD GOALS MADE

Game	14	vs. CLE	04/22/10
Half	9	vs. CLE	04/22/10
Otr.	6*	vs. CLE (4th)	04/22/10
OT	1	several	

## MOST 3-PT FIELD GOALS ATTEMPTED

Game	35	vs. CLE	04/22/10
Half	23	vs. CLE (2nd)	04/22/10
Otr.	15	vs. CLE (4th)	04/22/10
OT	5	vs. BOS (2nd)	04/30/09

## HIGHEST 3-PT FIELD GOAL PERCENTAGE

Game	.692 (9-13)	vs. PHO (3 OT)	06/13/93
------	-------------	----------------	----------

## MOST REBOUNDS

Game	71	at STL	03/25/67
Half	39	at LAL (2nd)	04/10/73
Otr.	20	at LAL (1st)	03/30/73
OT	8	vs. BOS (3rd)	04/30/09

## MOST OFFENSIVE REBOUNDS

Game	25	vs. ATL	05/02/93
Half	17	at ORL (1st)	05/16/95
Otr.	11	at ORL (1st)	05/16/95
OT	4	vs. PHO	06/13/93

## MOST DEFENSIVE REBOUNDS

Game	43	at MIL	04/16/74
Half	25	vs. DET (2nd)	04/09/74
Otr.	14	vs. MIA (3rd)	05/26/11
OT	6	vs. BOS (3rd)	04/30/09

## MOST ASSISTS

Game	40	at ATL	03/25/70
Half	21	vs. NY (1st)	05/14/92
Otr.	15	at LAL (2nd)	04/01/73
OT	5	vs. POR	06/05/92

## MOST PERSONAL FOULS

Game	39	at MIL	05/03/90
Half	23	vs. DET (2nd)	05/21/91
Otr.	15	vs. DET (4th)	05/21/91
OT	5	vs. NJ	04/24/98

## MOST DISQUALIFICATIONS

Game (OT)	3*	vs. BOS	04/30/09
Game	3*	vs. DET	05/13/07

## MOST STEALS

Game	16*	vs. BOS	04/23/09
Half	11	at POR (1st)	04/12/77
Otr.	7	at POR (2nd)	04/12/77
OT	2*	vs. CLE	05/05/89

## MOST TURNOVERS

Game	32	at MIA	05/24/97
Half	18	at MIA (2nd)	05/24/97
Otr.	11	at MIA (3rd)	05/24/97
OT	4	at LAL	03/30/73

## MOST BLOCKED SHOTS

Game	13*	vs. CLE	05/03/89
Half	9*	vs. CLE (1st)	05/03/89
Otr.	8	vs. CLE (3rd)	04/17/10
OT	3	at MIA	05/24/11

## MOST CONSECUTIVE POINTS

Game	18	vs. BOS	04/30/09
	(91-81 to 91-99) (4th Otr.)		

## LARGEST MARGIN OF VICTORY

Game	26	at LAL	04/01/71
	26	vs. CLE	05/21/92
	26	at DET	05/05/07

\* most recently

# OPPONENT PLAYOFF RECORDS (LEAST) \* \* \*



## LEAST POINTS

Game	54	vs. UTA	06/07/98
Half	23	vs. UTA (2nd)	06/07/98
Qtr.	9	vs. UTA (4th)	06/07/98
OT (3 OT)	3	vs. NY	04/03/81

## LEAST FIELD GOALS MADE

Game	21*	vs. UTA	06/07/98
------	-----	---------	----------

## LEAST FIELD GOALS ATTEMPTED

Game	55	at MIA	05/24/97
------	----	--------	----------

## LOWEST FIELD GOAL PERCENTAGE

Game	.300 (21-70)	vs. UTA	06/07/98
------	--------------	---------	----------

## LEAST FREE THROWS MADE

Game	7	at MIL	04/16/74
------	---	--------	----------

## LEAST FREE THROWS ATTEMPTED

Game	10	at MIL	04/16/74
------	----	--------	----------

## LOWEST FREE THROW PERCENTAGE

Game	.333 (8-24)	vs. ORL	05/19/96
------	-------------	---------	----------

## LEAST REBOUNDS

Game	21	at NJ	04/29/98
------	----	-------	----------

## LEAST OFFENSIVE REBOUNDS

Game	2	vs. GS	04/30/75
------	---	--------	----------

## LEAST DEFENSIVE REBOUNDS

Game	14	at NJ	04/29/98
------	----	-------	----------

## LEAST ASSISTS

Game	5	vs. DET	04/05/74
------	---	---------	----------

## LEAST PERSONAL FOULS

Game	12*	at ATL	05/12/11
------	-----	--------	----------

## LEAST STEALS

Game	1	vs. DET	03/30/74
------	---	---------	----------

## LEAST TURNOVERS

Game	5	at BOS	04/26/87
------	---	--------	----------

## LEAST BLOCKED SHOTS

Game	0	vs. UTA	06/04/97
------	---	---------	----------

\* most recently



# OPONENT INDIVIDUAL PLAYOFF LEADERS

## MOST POINTS

Game (OT)	51	Ray Allen	vs. BOS	04/30/09
Game	44	K. Abdul-Jabbar	vs. MIL	04/18/74
Half	29	Ray Allen	vs. BOS (1st)	04/30/09
Otr.	20	Ray Allen	vs. BOS (2nd)	04/30/09
OT	9	Danny Ainge	vs. POR	06/05/92

## MOST FIELD GOALS MADE

Game	20	K. Abdul-Jabbar	vs. MIL	04/18/74
Half	12	K. Abdul-Jabbar	vs. MIL (1st)	04/18/74
Otr.	8	Tim Hardaway	vs. MIA (2nd)	04/26/96
OT	3*	Paul Pierce	at BOS	04/28/09

## MOST FIELD GOALS ATTEMPTED

Game	40	Rick Barry	at GS	05/06/75
Half	25	Rick Barry	at GS (2nd)	05/06/75
Otr.	15	Rick Barry	at GS (4th)	05/06/75
OT	5*	Paul Pierce	vs. BOS (2nd)	04/26/09

## HIGHEST FIELD GOAL PERCENTAGE

Game 1.000 (12-12)	Larry McNeill	vs. KC	04/09/75
1.000 (6-6)	Larry McNeill	vs. KC	04/13/75
1.000 (6-6)	Alonzo Mourning	at MIA	04/29/07

## MOST FREE THROWS MADE

Game	17	Gail Goodrich	vs. LAL	03/28/71
Half	13	Lenny Wilkens	at STL	03/21/67
Otr.	9	Chauncey Billups	vs. DET (4th)	05/13/07
OT	5	Jerry West	at LAL	03/30/73

## MOST FREE THROWS ATTEMPTED

Game	21	Charles Barkley	at PHI	05/11/90
Half	17	Charles Barkley	at PHI (2nd)	05/11/90
Otr.	13	Charles Barkley	at PHI (4th)	05/11/90
OT	5	Jerry West	at LAL	03/30/73

## MOST 3-PT FIELD GOALS MADE

Game (OT)	9	Ray Allen	vs. BOS	04/30/09
Game	8	Mookie Blaylock	vs. ATL	05/08/97
Half	6*	Ray Allen	at BOS (2nd)	04/20/09
Otr.	4*	Ray Allen	vs. BOS (2nd)	04/30/09
OT	1	several		

## MOST 3-PT FIELD GOALS ATTEMPTED

Game (OT)	18	Ray Allen	vs. BOS	04/30/09
Game	15	Mookie Blaylock	vs. ATL	05/08/97
Half	11	Ray Allen	at BOS (2nd)	04/30/09
Otr.	7	Mo Williams	vs. CLE (4th)	04/22/10
OT	2*	Gerald Wilkins	at CLE	05/03/94

## MOST REBOUNDS

Game	33	Wilt Chamberlain	vs. LAL	04/04/71
Half	19	Wilt Chamberlain	vs. LAL (1st)	04/04/71
Otr.	12	Wilt Chamberlain	vs. LAL (2nd)	04/04/71
OT	4	Jayson Williams	vs. NJ	04/24/98

## MOST OFFENSIVE REBOUNDS

Game	14	Shaquille O'Neal	at ORL	05/16/95
Half	13	Shaquille O'Neal	at ORL (1st)	05/16/95
Otr.	8	Shaquille O'Neal	at ORL (1st)	05/16/95
OT	2*	Glen Davis	vs. BOS (2nd)	04/26/09

## MOST DEFENSIVE REBOUNDS

Game	19	Sam Lacey	at KC	04/13/75
Half	14	Sam Lacey	at KC (1st)	04/13/75
Otr.	9	Sam Lacey	at KC (1st)	04/13/75
OT	3*	Glen Davis	vs. BOS	04/26/09

## MOST ASSISTS

Game	20	Magic Johnson	at LAL	06/12/91
Half	13*	Rajon Rondo	vs. BOS (2nd)	04/30/09
Otr.	9	Mark Jackson	at NY (1st)	05/14/92
OT	2*	Rajon Rondo	vs. BOS (1st)	04/26/09

## MOST PERSONAL FOULS

Game	6	several		
Half	5	several		
Otr.	5*	Antonio McDyess	vs. DET (4th)	05/13/07
OT	2*	Paul Pierce	vs. BOS (2nd)	04/26/09

## FEWEST MINUTES PLAYED/ DISQUALIFIED

Game	12	George Trapp	vs. DET	04/13/74
	15	Jim Davis	at ATL	03/25/70

## MOST STEALS

Game	7	Rick Barry	vs. GS	05/11/75
Half	5	Rick Barry	vs. GS (1st)	05/11/75
Otr.	4	Rick Barry	vs. GS (2nd)	05/11/75
OT	1	several		

## MOST TURNOVERS

Game	10	Larry Bird	at BOS	04/07/81
Half	6*	Dwyane Wade	vs. MIA (1st)	05/26/11
Otr.	6	Larry Bird	at BOS (3rd)	04/07/81
OT	2	Gail Goodrich	at LAL	03/30/73
	2	James McMillian	at LAL	03/30/73

## MOST BLOCKED SHOTS

Game (OT)	7	Kendrick Perkins	at BOS	04/28/09
Game	7	Alonzo Mourning	at CHA	04/28/95
Half	5*	Joel Anthony	at MIA (1st)	05/22/11
Otr.	5	Alonzo Mourning	vs. MIA (1st)	05/20/97
OT	1	several		

## MOST MINUTES PLAYED

Game	62	Kevin Johnson	vs. PHO (3 OT)	06/13/93
	59	Dan Majerle	vs. PHO (3 OT)	06/13/93

## MOST CONSECUTIVE POINTS

Game	12	Terry Cummings (47-59)	vs. MIL	04/24/85
	12	Mark Price (51-63)	vs. CLE	05/05/89

## CONSECUTIVE FREE THROWS MADE

Series	32	LeBron James, MIA		
	3-7 (made last 2)	vs. MIA		05/18/11
	9-9	at MIA		05/22/11
	13-13	at MIA		05/24/11
	9-11 (made first 8)	vs. MIA		05/26/11

\* most recently

FRONT OFFICE • BALL OPS • PLAYERS: THE NBA • OPPONENTS 2011-12 SEASON • RECORDS • PLAYOFFS • HISTORY • COMMUNITY • MEDIA • CONTENTS



## GAMES

PLAYER	TOTAL
Michael Jordan	179
Scottie Pippen	178
John Paxson	119
Horace Grant	111
Bill Cartwright	100
B.J. Armstrong	94
Steve Kerr	78
Toni Kukoc	75
Luc Longley	75
Will Perdue	74
Craig Hodges	67

## MINUTES

PLAYER	TOTAL
Michael Jordan	7,474
Scottie Pippen	7,028
Horace Grant	4,106
Bill Cartwright	2,801
John Paxson	2,503
Toni Kukoc	2,065
Bob Love	2,061
Dennis Rodman	1,877
Jerry Sloan	1,854

## POINTS

PLAYER	TOTAL
Michael Jordan	5,987
Scottie Pippen	3,217
Horace Grant	1,320
Bob Love	1,076
Chet Walker	822
Toni Kukoc	818
Bill Cartwright	775
<b>LUOL DENG</b>	<b>731</b>
<b>DERRICK ROSE</b>	<b>729</b>

## FIELD GOALS MADE

PLAYER	TOTAL
Michael Jordan	2,188
Scottie Pippen	1,186
Horace Grant	537
Bob Love	441
Bill Cartwright	307
Chet Walker	299

## FIELD GOALS ATTEMPTED

PLAYER	TOTAL
Michael Jordan	4,497
Scottie Pippen	2,642
Bob Love	1,023
Horace Grant	990
Jerry Sloan	677
Toni Kukoc	672
Chet Walker	665
Bill Cartwright	662

## FREE THROWS MADE

PLAYER	TOTAL
Michael Jordan	1,463
Scottie Pippen	684
Horace Grant	245
Chet Walker	224
Bob Love	194
Toni Kukoc	155
Ben Gordon	152
<b>DERRICK ROSE</b>	<b>151</b>
Bill Cartwright	148

## FREE THROWS ATTEMPTED

PLAYER	TOTAL
Michael Jordan	1,766
Scottie Pippen	952
Horace Grant	350
Chet Walker	264
Bob Love	250
Bill Cartwright	238

## 3-PT FIELD GOALS MADE

PLAYER	TOTAL
Scottie Pippen	161
Michael Jordan	148
Toni Kukoc	77
Craig Hodges	67
Steve Kerr	66
Ben Gordon	63
<b>KIRK HINRICH</b>	<b>60</b>
B.J. Armstrong	49
John Paxson	43
Ron Harper	41

## 3-PT FIELD GOALS ATTEMPTED

PLAYER	TOTAL
Scottie Pippen	531
Michael Jordan	446
Toni Kukoc	233
Craig Hodges	177
Steve Kerr	171
Ben Gordon	164
<b>KIRK HINRICH</b>	<b>148</b>
Ron Harper	129
John Paxson	113
B.J. Armstrong	108
<b>DERRICK ROSE</b>	<b>108</b>

## REBOUNDS

PLAYER	TOTAL
Scottie Pippen	1,366
Michael Jordan	1,152
Horace Grant	958
Bill Cartwright	743
Dennis Rodman	655
Jerry Sloan	396
Bob Love	352
<b>JOAKIM NOAH</b>	<b>348</b>
Tom Boerwinkle	330

## ASSISTS

PLAYER	TOTAL
Michael Jordan	1,022
Scottie Pippen	920
John Paxson	285
Horace Grant	265
Toni Kukoc	265
Norm Van Lier	234
<b>DERRICK ROSE</b>	<b>213</b>

## STEALS

PLAYER	TOTAL
Michael Jordan	376
Scottie Pippen	344
Horace Grant	105
B.J. Armstrong	76
Ron Harper	72
Toni Kukoc	68
John Paxson	60
<b>LUOL DENG</b>	<b>50</b>
Bill Cartwright	48
<b>KIRK HINRICH</b>	<b>48</b>

## BLOCKED SHOTS

PLAYER	TOTAL
Scottie Pippen	171
Michael Jordan	158
Horace Grant	122
Luc Longley	69
<b>JOAKIM NOAH</b>	<b>59</b>
Scott Williams	41
Ron Harper	40
<b>TAJ GIBSON</b>	<b>35</b>
<b>LUOL DENG</b>	<b>34</b>
Bill Cartwright	32

**BOLD** indicates current player



## HOME PLAYOFF ATTENDANCE

YEAR	TOTAL GAMES	ATTENDANCE	AVERAGE
1967	1	3,739	3,739
1968	2	9,134	4,567
1970	2	16,482	8,241
1971	3	24,962	8,321
1972	2	36,652	18,326
1973	3	46,883	15,628
1974	6	86,463	14,411
1975	6	107,282	17,880
1977	1	20,000	20,000
1981	3	58,145	19,382
1985	2	35,012	17,506
1986	1	18,968	18,968
1987	1	18,122	18,122
1988	5	92,681	18,536
1989	8	147,925	18,491
1990	8	149,408	18,676
1991	9	168,084	18,676
1992	12	224,112	18,676
1993	10	186,760	18,676
1994	5	93,380	18,676
1995	5	121,296	24,259
1996	10	243,862	24,386
1997	11	269,138	24,467
1998	12	286,128	23,844
2005	3	67,510	22,503
2006	3	67,078	22,359
2007	5	114,871	22,974
2009	3	69,569	23,190
2010	2	46,049	23,025
2011	9	205,968	22,885
2012	3	66,103	22,034
<b>TOTALS</b>	<b>156</b>	<b>3,101,766</b>	<b>19,883</b>

**WHY ARE SO MANY PEOPLE SWITCHING TO CHEVROLET?  
COME TO ADVANTAGE CHEVROLET TO SEE WHY!**

**SALES • SERVICE • SATISFACTION**



**ADVANTAGE** 

**CHEVROLET**

**CAN'T BE BEAT!**



2010 CHEVY MALIBU

 **AN AMERICAN  
REVOLUTION**



**OnStar**  
by GM

2010 CHEVY EQUINOX

**ADVANTAGECHEV.COM**

**HODGKINS**

9510 W. Joliet Rd.,  
Hodgkins, IL 60525

**708-352-2400**

**BOLINGBROOK**

115 W. South Frontage Rd.,  
Bolingbrook, IL 60440

**630-759-5600**



EVERY EMBRACE MATTERS.



HISTORY



# 1966-1967 CHICAGO BULLS ★ ★ ★ ★



GAME	DAY	DATE	PLACE	TEAM	BULLS	OPP.	W-L	ATTEN.
1	Sat.	10-15-66	St. Louis	St. Louis	104	97	1-0	8,372
2	Tues.	10-18-66	Chicago	San Francisco	119	116	2-0	4,200
3	Wed.	10-19-66	Chicago	Los Angeles	134	124	3-0	5,500
4	Thur.	10-20-66	San Jose, Calif.	San Francisco	111	121	3-1	3,102
5	Fri.	10-21-66	Los Angeles	Los Angeles	108	101	4-1	10,188
6	Sun.	10-23-66	Chicago	New York	105	124	4-2	8,472
7	Thur.	10-27-66	Providence, R.I.	Boston	100	123	4-3	5,901
8	Fri.	10-28-66	Ft. Wayne, Ind.	Detroit	117	129	4-4	1,743
9	Tues.	11-01-66	Chicago	San Francisco	121	137	4-5	3,668
10	Wed.	11-02-66	Chicago	Baltimore	102	94	5-5	2,454
11	Thur.	11-03-66	New York	Boston	108	137	5-6	17,398
12	Sat.	11-05-66	Cincinnati	Cincinnati	113	99	6-6	4,260
13	Sun.	11-06-66	Chicago	St. Louis	134	102	7-6	3,546
14	Tues.	11-08-66	Chicago	Boston	101	112	7-7	7,011
15	Wed.	11-09-66	Chicago	New York	96	103	7-8	3,929
16	Fri.	11-11-66	Philadelphia	Philadelphia	113	126	7-9	8,561
17	Sun.	11-13-66	Chicago	Philadelphia	126	132	7-10	7,950
18	Tues.	11-15-66	St. Louis	St. Louis	99	107	7-11	3,654
19	Thur.	11-17-66	Baltimore	Baltimore	102	120	7-12	4,075
20	Fri.	11-18-66	Boston	Philadelphia	120	145	7-13	11,734
21	Sat.	11-19-66	New York	New York	104	116	7-14	7,552
22	Wed.	11-23-66	Los Angeles	Los Angeles	130	154	7-15	8,712
23	Fri.	11-25-66	Los Angeles	Los Angeles	121	117	8-15	9,312
24	Sat.	11-26-66	San Francisco	San Francisco	129	131	8-16	10,733
25	Tues.	11-29-66	Oakland	San Francisco	101	108	8-17	8,636
26	Sat.	12-03-66	Detroit	Detroit	98	104	8-18	9,597
27	Tues.	12-06-66	Philadelphia	Philadelphia	119	129	8-19	6,733
28	Wed.	12-07-66	Chicago	Philadelphia	103	117	8-20	5,888
29	Thur.	12-08-66	Evansville, Ind.	Baltimore	132	120	9-20	4,017
30	Sat.	12-10-66	Boston	Boston	110	125	9-21	6,075
31	Tues.	12-13-66	New York	Baltimore	94	122	9-22	13,677
32	Wed.	12-14-66	Evansville, Ind.	Detroit	93	87	10-22	3,024
33	Fri.	12-16-66	Cleveland	Cincinnati	128	120	11-22	4,640
34	Sat.	12-17-66	Baltimore	Baltimore	110	106	12-22	5,944
35	Mon.	12-19-66	Memphis, Tenn.	St. Louis	102	97	13-22	7,531
36	Wed.	12-21-66	Chicago	New York	110	107	14-22	4,430
37	Fri.	12-23-66	Chicago	Detroit	102	103	14-23	4,162
38	Sun.	12-25-66	New York	New York	132	133	14-24	10,002
39	Mon.	12-26-66	Chicago	Baltimore	108	96	15-24	5,017
40	Fri.	12-30-66	Chicago	Boston	106	110	15-25	9,136
41	Tues.	01-03-67	Chicago	Cincinnati	116	111	16-25	3,037
42	Wed.	01-04-67	Philadelphia	Philadelphia	115	136	16-26	6,010
43	Fri.	01-06-67	Detroit	Detroit	135	126	17-26	5,967
44	Sat.	01-07-67	Cincinnati	Cincinnati	112	125	17-27	4,167
45	Sun.	01-08-67	Chicago	Philadelphia	108	117	17-28	7,353
46	Wed.	01-11-67	Chicago	Cincinnati	102	106	17-29	2,807
47	Fri.	01-13-67	Boston	Boston	102	122	17-30	5,448
48	Sat.	01-14-67	Chicago	Los Angeles	122	121	18-30	7,257
49	Sun.	01-15-67	Chicago	New York	131	116	19-30	2,520
50	Tues.	01-17-67	Chicago	Boston	101	109	19-31	4,096
51	Wed.	01-18-67	Evansville, Ind.	San Francisco	111	107	20-31	3,253
52	Thur.	01-19-67	Pittsburgh	Philadelphia	102	127	20-32	7,543
53	Fri.	01-20-67	Chicago	Detroit (OT)	125	124	21-32	4,217
54	Sun.	01-22-67	Chicago	Baltimore	118	114	22-32	3,596
55	Tues.	01-24-67	Chicago	Detroit	95	108	22-33	3,293
56	Wed.	01-25-67	Chicago	St. Louis	102	103	22-34	4,389
57	Sun.	01-29-67	Chicago	Los Angeles	122	142	22-35	1,077
58	Fri.	02-03-67	Chicago	Cincinnati	118	113	23-35	4,175
59	Sat.	02-04-67	St. Louis	St. Louis	111	119	23-36	4,606
60	Sun.	02-05-67	Chicago	San Francisco (OT)	141	142	23-37	4,262
61	Tues.	02-07-67	Chicago	Detroit	90	98	23-38	1,669
62	Wed.	02-08-67	Evansville, Ind.	New York	103	106	23-39	3,990
63	Fri.	02-10-67	Boston	New York	121	122	23-40	11,066
64	Sat.	02-11-67	Chicago	St. Louis	98	104	23-41	3,156
65	Sun.	02-12-67	Los Angeles	Los Angeles	121	129	23-42	9,491
66	Thur.	02-16-67	Fresno, Calif.	San Francisco	124	125	23-43	4,113
67	Sun.	02-19-67	Los Angeles	Los Angeles	133	119	24-43	9,566
68	Wed.	02-22-67	Baltimore	New York	117	103	25-43	7,250
69	Sun.	02-26-67	Baltimore	Baltimore	106	124	25-44	4,637
70	Wed.	03-01-67	Evansville, Ind.	Philadelphia	129	122	26-44	11,274
71	Thur.	03-02-67	Philadelphia	Boston	108	114	26-45	11,817
72	Sat.	03-04-67	St. Louis	St. Louis	125	127	27-45	5,102
73	Sun.	03-05-67	Chicago	Cincinnati	113	106	28-45	6,513
74	Tues.	03-07-67	Chicago	Boston	117	114	29-45	7,014
75	Fri.	03-10-67	Chicago	Baltimore	132	115	30-45	6,056
76	Sat.	03-11-67	Cincinnati	Cincinnati	119	147	30-46	4,665
77	Mon.	03-13-67	Chicago	Cincinnati	117	133	30-47	4,025
78	Tues.	03-14-67	Chicago	St. Louis	98	111	30-48	1,926
79	Wed.	03-15-67	Detroit	Detroit	98	91	31-48	4,255
80	Fri.	03-17-67	Chicago	San Francisco	120	117	32-48	6,345
81	Sun.	03-19-67	Chicago	Los Angeles	122	109	33-48	7,647



# 1966-1967 CHICAGO BULLS



**LEFT TO RIGHT:** (front row): Trainer Bob Biel, Barry Clemens, Bob Boozer, Len Chappell, Erwin Mueller, Nate Bowman, Jim Washington. (back row): Al Bianchi, Gerry Ward, Don Kojis, Keith Erickson, McCoy McLemore, Jerry Sloan, Dave Schellhase, Guy Rodgers, Head Coach Johnny "Red" Kerr.

**DRAFT:** First round, Dave Schellhase (Purdue); second round, Erwin Mueller (San Francisco).

**RECORD:** 33-48 (FOURTH PLACE)

**REGULAR SEASON:** Named Johnny "Red" Kerr head coach and Al Bianchi assistant coach ... opening day lineup: forwards Bob Boozer and Don Kojis, center Len Chappell, guards Guy Rodgers and Jerry Sloan ... Sloan's game-high 26 points led Bulls to 119-116 win over San Francisco in home opener before 4,200 fans at Amphitheatre (10/18/66) ... Rodgers' team-record 24 assists highlighted the 110-107 win over New York (12/21/66) ... Rodgers and Sloan named to West All-Star Team ... lost then-highest scoring game in team history, 142-141, to San Francisco in overtime (02/05/67) ... handed eventual NBA Champion Philadelphia one of its 13 losses, 129-122 at Evansville (03/01/67) ... Bulls' 33 wins are the most ever by an expansion team.

**PLAYOFFS:** Lost first playoff game 113-107 to St. Louis at Coliseum (03/23/67) ... eliminated 3-0 by St. Louis.

**HONORS:** Johnny "Red" Kerr named NBA Coach of the Year ... Mueller selected to NBA All-Rookie team ... Rodgers led NBA in assists (11.2) and Bulls in scoring (18.0) ... Sloan led Bulls in rebounding (9.1).



GAME	DAY	DATE	PLACE	TEAM	BULLS	OPP.	W-L	ATTEN.
1	Sat.	10-14-67	Boston	Boston	90	105	0-1	10,703
2	Tues.	10-17-67	Chicago	Los Angeles	105	107	0-2	2,234
3	Thur.	10-19-67	Chicago	San Francisco	106	116	0-3	1,149
4	Fri.	10-20-67	Chicago	St. Louis	99	126	0-4	2,248
5	Sat.	10-21-67	Cincinnati	Cincinnati	107	109	0-5	4,858
6	Wed.	10-25-67	Detroit	Detroit	99	107	0-6	3,602
7	Fri.	10-27-67	Los Angeles	Los Angeles	117	125	0-7	6,301
8	Sun.	10-29-67	Oakland	San Francisco	105	125	0-8	2,132
9	Tues.	10-31-67	Seattle	Seattle	104	114	0-9	3,109
10	Thur.	11-02-67	Spokane, Wash.	Seattle	119	105	1-9	1,051
11	Tues.	11-07-67	Chicago	St. Louis	106	111	1-10	2,680
12	Thur.	11-09-67	Chicago	Boston	93	107	1-11	3,704
13	Sun.	11-12-67	Los Angeles	Los Angeles	96	97	1-12	12,941
14	Wed.	11-15-67	Los Angeles	Los Angeles	115	124	1-13	7,702
15	Thur.	11-16-67	San Diego	San Diego	91	99	1-14	3,162
16	Fri.	11-17-67	Oakland	San Francisco	109	111	1-15	3,189
17	Sat.	11-18-67	Chicago	Detroit	132	130	2-15	5,010
18	Tues.	11-21-67	New York	New York (2 OT)	123	125	2-16	8,734
19	Wed.	11-22-67	Baltimore	Baltimore	105	100	3-16	2,821
20	Thur.	11-23-67	Milwaukee	New York	106	96	4-16	5,048
21	Fri.	11-24-67	Chicago	Philadelphia	104	122	4-17	10,103
22	Sat.	11-25-67	Philadelphia	Philadelphia	119	114	5-17	11,263
23	Tues.	11-28-67	Chicago	Seattle	108	111	5-18	1,659
24	Fri.	12-01-67	Chicago	New York	102	100	6-18	3,453
25	Sat.	12-02-67	Cincinnati	Cincinnati	126	110	7-18	2,311
26	Tues.	12-05-67	Evansville, Ind.	Cincinnati	105	104	8-18	2,670
27	Wed.	12-06-67	Detroit	Detroit	121	135	8-19	4,012
28	Thur.	12-07-67	Chicago	San Diego	108	118	8-20	1,800
29	Fri.	12-08-67	Seattle	Seattle	115	114	9-20	3,835
30	Sat.	12-09-67	San Francisco	San Francisco	112	119	9-21	3,189
31	Tues.	12-12-67	San Diego	San Diego	104	118	9-22	2,652
32	Wed.	12-13-67	San Francisco	San Francisco	109	104	10-22	2,388
33	Thur.	12-14-67	Los Angeles	Los Angeles	106	101	11-22	6,866
34	Fri.	12-15-67	Chicago	Seattle	115	122	11-23	1,686
35	Sat.	12-16-67	Chicago	Philadelphia	123	143	11-24	4,394
36	Thur.	12-21-67	Chicago	Baltimore	108	116	11-25	2,103
37	Fri.	12-22-67	Baltimore	Baltimore	112	117	11-26	1,994
38	Tues.	12-26-67	Chicago	Los Angeles	101	104	11-27	3,688
39	Fri.	12-29-67	Chicago	San Francisco	107	100	12-27	3,225
40	Mon.	01-01-68	Chicago	Baltimore	109	103	13-27	1,388
41	Tues.	01-02-68	Chicago	Boston	95	84	14-27	2,742
42	Wed.	01-03-68	Baltimore	Baltimore	113	94	15-27	1,706
43	Fri.	01-05-68	Philadelphia	New York	99	121	15-28	8,235
44	Sat.	01-06-68	Cincinnati	Cincinnati	114	109	16-28	2,602
45	Tues.	01-09-68	Evansville, Ind.	St. Louis	109	121	16-29	3,000
46	Sat.	01-13-68	Chicago	Baltimore	110	106	17-29	3,468
47	Sun.	01-14-68	St. Louis	St. Louis	92	99	17-30	4,213
48	Tues.	01-16-68	Chicago	San Diego	123	110	18-30	2,622
49	Wed.	01-17-68	Baltimore	San Diego	104	110	18-31	4,419
50	Sat.	01-20-68	Chicago	Philadelphia	111	135	18-32	6,544
51	Sun.	01-21-68	St. Louis	St. Louis	90	98	18-33	8,106
52	Thur.	01-25-68	Chicago	New York	118	126	18-34	4,350
53	Tues.	01-30-68	Chicago	San Francisco	119	123	18-35	3,383
54	Wed.	01-31-68	Boston	Boston	109	118	18-36	6,069
55	Thur.	02-01-68	Evansville, Ind.	New York	103	112	18-37	2,733
56	Fri.	02-02-68	Chicago	Cincinnati	113	125	18-38	13,575
57	Tues.	02-06-68	Chicago	San Francisco (OT)	124	126	18-39	2,354
58	Thur.	02-08-68	Chicago	Detroit	131	110	19-39	2,895
59	Fri.	02-09-68	Philadelphia	Philadelphia	113	118	19-40	9,708
60	Sat.	02-10-68	St. Louis	St. Louis	107	108	19-41	8,408
61	Mon.	02-12-68	Cleveland	Cincinnati (OT)	112	104	20-41	2,425
62	Tues.	02-13-68	Chicago	San Diego	114	102	21-41	3,066
63	Thur.	02-15-68	Milwaukee	Los Angeles	105	132	21-42	8,638
64	Fri.	02-16-68	Chicago	Boston	108	124	21-43	10,286
65	Sun.	02-18-68	St. Louis	St. Louis	113	107	22-43	5,852
66	Tues.	02-20-68	New York	Detroit (OT)	124	121	23-43	19,500
67	Wed.	02-21-68	Baltimore	Seattle	108	106	24-43	5,212
68	Sat.	02-24-68	New York	New York	101	109	24-44	14,989
69	Thur.	02-29-68	Evansville, Ind.	Los Angeles	107	117	24-45	2,950
70	Fri.	03-01-68	Boston	Boston	87	94	24-46	8,050
71	Sun.	03-03-68	Detroit	Detroit	123	134	24-47	5,549
72	Tues.	03-05-68	Chicago	Detroit	119	121	24-48	2,345
73	Thur.	03-07-68	Chicago	Boston	118	112	25-48	3,618
74	Sat.	03-09-68	Chicago	St. Louis	109	115	25-49	3,840
75	Mon.	03-11-68	Chicago	Cincinnati	104	98	26-49	5,163
76	Tues.	03-12-68	New York	Philadelphia	115	139	26-50	19,500
77	Wed.	03-13-68	Baltimore	Baltimore	100	96	27-50	3,993
78	Fri.	03-15-68	Chicago	Seattle	101	113	27-51	3,426
79	Sat.	03-16-68	Chicago	Philadelphia	122	144	27-52	6,964
80	Sun.	03-17-68	San Diego	San Diego	129	121	28-52	3,111
81	Tues.	03-19-68	Seattle	Seattle	104	122	28-53	10,429
82	Wed.	03-20-68	San Diego	San Diego	121	112	29-53	4,194



**LEFT TO RIGHT:** (front row): Flynn Robinson, Dave Schellhase, Barry Clemens, Keith Erickson, Clem Haskins. (back row): Joe Proski, Jerry Sloan, Jim Washington, McCoy McLemore, Bob Boozer, Erwin Mueller, Head Coach Johnny "Red" Kerr.

**DRAFT:** First round, Clem Haskins (Western Kentucky); second round, Byron Beck (Denver University).

**RECORD: 29-53 (FOURTH PLACE)**

**REGULAR SEASON:** Opening day lineup: forwards Bob Boozer and Barry Clemens, center Erwin Mueller, guards Guy Rodgers and Jerry Sloan ... opened season with one win in 16 games ... traded Rodgers to Cincinnati for Flynn Robinson, cash and two draft choices (10/20/67) ... Philadelphia's Wilt Chamberlain set Chicago Stadium record for field goals (30), points (68) and rebounds for one half (21) in 143-123 win over Bulls (12/16/67) ... obtained center Jim Barnes and a draft choice from Los Angeles for Mueller ... Boozer named to West All-Star Team.

**PLAYOFFS:** Robinson's team-record 41 points led Bulls to first-ever playoff win, 104-98 over Los Angeles (03/27/68) ... eliminated 4-1 by Los Angeles ... Head Coach Johnny "Red" Kerr resigned and Dick Motta was named his successor.

**HONORS:** Boozer led Bulls in scoring (21.5) ... Washington led Bulls in rebounding (10.1).

# 1968-1969 CHICAGO BULLS



MEDIA COMMUNITY HISTORY PLAYOFFS RECORDS 2011-12 SEASON OPPONENTS THE NBA PLAYERS BALL OPS. FRONT OFFICE

GAME	DAY	DATE	PLACE	TEAM	BULLS	OPP.	W-L	ATTEN.
1	Tues.	10-15-68	New York	New York	100	96	1-0	12,275
2	Wed.	10-16-68	Chicago	Milwaukee	89	84	2-0	8,467
3	Sat.	10-19-68	Chicago	Boston	96	106	2-1	9,113
4	Wed.	10-23-68	Atlanta	Atlanta	91	106	2-2	5,150
5	Sat.	10-26-68	Philadelphia	Philadelphia	118	122	2-3	10,081
6	Tues.	10-29-68	New York	Boston	103	97	3-3	18,044
7	Thur.	10-31-68	Phoenix	Phoenix	103	112	3-4	3,029
8	Fri.	11-01-68	Los Angeles	Los Angeles	114	101	4-4	9,764
9	Sat.	11-02-68	Seattle	Seattle	95	101	4-5	4,330
10	Sun.	11-03-68	San Diego	San Diego	107	121	4-6	8,764
11	Tues.	11-05-68	Chicago	Los Angeles (OT)	109	112	4-7	5,749
12	Wed.	11-06-68	Cincinnati	Cincinnati	122	133	4-8	2,328
13	Thur.	11-07-68	Chicago	Seattle	120	105	5-8	891
14	Sat.	11-09-68	Chicago	Cincinnati	104	110	5-9	6,312
15	Tues.	11-12-68	Chicago	San Diego	115	108	6-9	1,652
16	Sat.	11-16-68	New York	New York	97	119	6-10	8,672
17	Tues.	11-19-68	Chicago	San Francisco	109	121	6-11	1,640
18	Thur.	11-21-68	Chicago	Milwaukee	120	111	7-11	1,673
19	Fri.	11-22-68	Boston	New York	107	114	7-12	8,224
20	Sat.	11-23-68	Chicago	Atlanta	96	114	7-13	4,169
21	Sun.	11-24-68	Los Angeles	Los Angeles	100	103	7-14	7,445
22	Tues.	11-26-68	Seattle	Seattle	98	99	7-15	2,895
23	Wed.	11-27-68	San Francisco	San Francisco	119	106	8-15	3,217
24	Fri.	11-29-68	San Diego	San Diego	110	89	9-15	5,763
25	Sat.	11-30-68	Chicago	Phoenix	100	96	10-15	3,246
26	Sun.	12-01-68	Baltimore	Baltimore	100	110	10-16	3,319
27	Tues.	12-03-68	Chicago	San Diego	103	108	10-17	1,157
28	Thur.	12-05-68	Chicago	Philadelphia	92	109	10-18	1,412
29	Sat.	12-07-68	Chicago	Los Angeles	90	81	11-18	5,237
30	Tues.	12-10-68	Chicago	Detroit	100	83	12-18	1,357
31	Fri.	12-13-68	Chicago	New York	83	94	12-19	2,347
32	Tues.	12-17-68	Chicago	Atlanta	83	87	12-20	1,105
33	Thur.	12-19-68	Chicago	Milwaukee	113	111	13-20	1,006
34	Fri.	12-20-68	Milwaukee	Baltimore	102	125	13-21	5,303
35	Sat.	12-21-68	Chicago	Boston	94	102	13-22	3,323
36	Wed.	12-25-68	Cincinnati	Cincinnati	98	103	13-23	4,502
37	Thur.	12-26-68	Chicago	Cincinnati	104	96	14-23	2,617
38	Sat.	12-28-68	Chicago	Los Angeles	93	86	15-23	3,842
39	Sun.	12-29-68	Milwaukee	Milwaukee	102	97	16-23	5,779
40	Mon.	12-30-68	Chicago	San Francisco	103	97	17-23	1,425
41	Thur.	01-02-69	Chicago	Atlanta	88	106	17-24	2,675
42	Sat.	01-04-69	Chicago	Phoenix	103	92	18-24	3,107
43	Mon.	01-06-69	Omaha, Neb.	Cincinnati	104	106	18-25	8,295
44	Tues.	01-07-69	Chicago	New York	102	101	19-25	1,815
45	Sat.	01-11-69	Chicago	Seattle	119	86	20-25	3,870
46	Thur.	01-16-69	Chicago	San Francisco	99	112	20-26	2,527
47	Sat.	01-18-69	Chicago	San Diego (OT)	107	102	21-26	5,275
48	Sun.	01-19-69	Detroit	Detroit	111	120	21-27	3,391
49	Tues.	01-21-69	Chicago	Baltimore	93	116	21-28	3,214
50	Wed.	01-22-69	Chicago	Boston	95	94	22-28	4,115
51	Fri.	01-24-69	Phoenix	Phoenix	106	117	22-29	6,275
52	Sun.	01-26-69	San Diego	San Diego	95	111	22-30	4,669
53	Tues.	01-28-69	Los Angeles	Los Angeles	118	125	22-31	10,127
54	Thur.	01-30-69	San Francisco	San Francisco	111	101	23-31	4,921
55	Fri.	01-31-69	Chicago	Detroit	102	103	23-32	9,199
56	Sun.	02-02-69	Philadelphia	Philadelphia	104	112	23-33	10,966
57	Mon.	02-03-69	Baltimore	Baltimore	122	132	23-34	4,052
58	Tues.	02-04-69	Chicago	Milwaukee	98	107	23-35	1,971
59	Wed.	02-05-69	Detroit	Detroit	120	108	24-35	2,240
60	Fri.	02-07-69	Chicago	New York	98	105	24-36	5,120
61	Sat.	02-08-69	Atlanta	Atlanta	97	106	24-37	4,065
62	Tues.	02-11-69	Chicago	Baltimore	116	124	24-38	4,220
63	Thur.	02-13-69	Chicago	Detroit	120	101	25-38	2,652
64	Sat.	02-15-69	Chicago	Cincinnati	101	111	25-39	7,117
65	Tues.	02-18-69	Seattle	Seattle	113	114	25-40	5,002
66	Fri.	02-21-69	Phoenix	Phoenix	133	121	26-40	4,939
67	Mon.	02-24-69	San Francisco	San Francisco	119	108	27-40	1,942
68	Tues.	02-25-69	San Francisco	San Francisco	99	101	27-41	2,342
69	Wed.	02-26-69	Seattle	Seattle	124	122	28-41	4,138
70	Sun.	03-02-69	Boston	Boston	92	99	28-42	10,045
71	Tues.	03-04-69	Chicago	Philadelphia	114	113	29-42	3,150
72	Wed.	03-05-69	Milwaukee	Milwaukee	124	108	30-42	3,766
73	Thur.	03-06-69	Carbondale, Ill.	Phoenix (OT)	125	117	31-42	3,125
74	Fri.	03-07-69	Philadelphia	Philadelphia	113	131	31-43	15,244
75	Tues.	03-11-69	Chicago	Atlanta	102	90	32-43	11,250
76	Wed.	03-12-69	Atlanta	Atlanta	90	109	32-44	5,203
77	Thur.	03-13-69	Chicago	Philadelphia	106	113	32-45	3,635
78	Sat.	03-15-69	Chicago	Seattle	101	83	33-45	5,254
79	Tues.	03-18-69	Chicago	Los Angeles	92	93	33-46	7,921
80	Wed.	03-19-69	Boston	Boston	92	104	33-47	5,758
81	Fri.	03-21-69	Chicago	Baltimore	103	115	33-48	4,248
82	Sun.	03-23-69	Detroit	Detroit	114	158	33-49	4,601



**LEFT TO RIGHT:** (front row): Clem Haskins, Loy Peterson, Erwin Mueller, Flynn Robinson, Barry Clemens, Jerry Sloan. (back row): Head Coach Dick Motta, Trainer Jerry McCann, Jim Washington, Bob Boozer, Dave Newmark, Tom Boerwinkle, Jim Barnes, Owner Dick Klein.

**DRAFT:** First round, Tom Boerwinkle (Tennessee); second round, Loy Peterson (Oregon State) and Ron Dunlap (Illinois).

**RECORD: 33-49 (FIFTH PLACE)**

**REGULAR SEASON:** Opening day lineup: forwards Bob Boozer and Jim Washington, center Tom Boerwinkle, guards Flynn Robinson and Jerry Sloan ... smallest home crowd (891) in team history watched Bulls play Seattle (11/07/68) ... set team record with 130 field goal attempts against San Francisco (11/19/68) ... traded Robinson to Milwaukee for Bob Love and Bobby Weiss (11/23/68) ... combined with San Diego to set Stadium record (150) for rebounds (01/18/69) ... Sloan named to West All-Star Team ... Sloan's career-high 43 points led Bulls over Milwaukee (03/05/69).

**PLAYOFFS:** Failed to qualify ... named Pat Williams General Manager.

**HONORS:** Sloan selected to NBA All-Defensive Team ... Boozer led Bulls in scoring (21.7) ... Boerwinkle led Bulls in rebounding (11.1).



# 1969-1970 CHICAGO BULLS



MEDIA COMMUNITY HISTORY PLAYOFFS RECORDS 2011-12 SEASON OPPONENTS THE NBA PLAYERS BALL OPS. FRONT OFFICE

GAME	DAY	DATE	PLACE	TEAM	BULLS	OPP.	W-L	ATTEN.
1	Wed.	10-15-69	Baltimore	Baltimore	93	98	0-1	6,581
2	Fri.	10-17-69	Chicago	New York	87	116	0-2	8,909
3	Sat.	10-18-69	Chicago	Seattle (OT)	131	126	1-2	7,430
4	Fri.	10-24-69	Phoenix	Phoenix (OT)	116	115	2-2	4,576
5	Sun.	10-26-69	Los Angeles	Los Angeles	125	129	2-3	11,651
6	Tues.	10-28-69	Seattle	Seattle	116	114	2-3	3,620
7	Wed.	10-29-69	San Francisco	San Francisco	101	87	4-3	4,406
8	Fri.	10-31-69	Boston	Baltimore	118	109	5-3	7,396
9	Tues.	11-04-69	Baltimore	Philadelphia	109	113	5-4	5,091
10	Thur.	11-06-69	Chicago	Atlanta (OT)	137	142	5-5	9,087
Game tied 124-124 with one second to play. It was continued on Feb. 8, 1970.								
11	Sat.	11-08-69	Chicago	Boston	103	87	6-5	13,590
12	Mon.	11-10-69	Auburn, Ala.	Atlanta	132	133	6-6	5,163
13	Tues.	11-11-69	Chicago	Seattle	106	100	7-6	8,149
14	Thur.	11-13-69	New York	New York	99	114	7-7	18,837
15	Fri.	11-14-69	Milwaukee	Milwaukee	100	122	7-8	9,072
16	Sat.	11-15-69	Chicago	San Francisco	124	105	8-8	7,068
17	Tues.	11-18-69	Chicago	Philadelphia	127	119	9-8	8,129
18	Wed.	11-19-69	Boston	Boston	106	122	9-9	7,553
19	Fri.	11-21-69	Cincinnati	Cincinnati	119	133	9-10	3,450
20	Sat.	11-22-69	Chicago	Milwaukee	125	106	10-10	12,269
21	Tues.	11-25-69	Kansas City	Detroit	103	104	10-11	4,966
22	Wed.	11-26-69	Detroit	Detroit	129	109	11-11	2,714
23	Fri.	11-28-69	Chicago	San Diego	126	119	12-11	16,282
24	Sun.	11-30-69	Los Angeles	Los Angeles (OT)	116	114	13-11	13,519
25	Tues.	12-02-69	Salt Lake City	Phoenix	110	121	13-12	3,220
26	Wed.	12-03-69	San Diego	San Diego	131	146	13-13	4,273
27	Fri.	12-05-69	Phoenix	Phoenix	113	114	13-14	6,021
28	Sat.	12-06-69	Chicago	Boston (OT)	116	114	14-14	10,103
29	Mon.	12-08-69	Kansas City	Baltimore	122	125	14-15	4,211
30	Tues.	12-09-69	Chicago	Phoenix	109	102	15-15	10,833
31	Thur.	12-11-69	Kansas City	San Francisco	110	104	16-15	3,382
32	Fri.	12-12-69	Chicago	Baltimore	108	123	16-16	8,952
33	Sun.	12-14-69	Philadelphia	Philadelphia	121	126	16-17	4,577
34	Tues.	12-16-69	Chicago	San Diego	101	110	16-18	10,299
35	Thur.	12-18-69	Kansas City	Atlanta	114	112	17-18	2,857
36	Fri.	12-19-69	Chicago	New York	99	108	17-19	14,072
37	Sun.	12-21-69	Atlanta	Atlanta	111	118	17-20	6,025
38	Tues.	12-23-69	Boston	Boston	112	117	17-21	5,585
39	Tues.	12-30-69	New York	New York	96	116	17-22	19,500
40	Wed.	12-31-69	Philadelphia	Philadelphia	109	129	17-23	9,014
41	Thur.	01-01-70	Seattle	Seattle	114	111	18-23	5,149
42	Sat.	01-03-70	San Francisco	San Francisco	102	116	18-24	3,841
43	Sun.	01-04-70	San Diego	San Diego	121	140	18-25	4,461
44	Tues.	01-06-70	Kansas City	Los Angeles	105	100	19-25	5,030
45	Thur.	01-08-70	Chicago	Phoenix	152	123	20-25	5,086
46	Sat.	01-10-70	Chicago	Los Angeles (OT)	116	112	21-25	10,829
47	Mon.	01-12-70	Chicago	Philadelphia	117	113	22-25	6,404
48	Thur.	01-15-70	Chicago	Cincinnati	130	120	23-25	7,512
49	Fri.	01-16-70	Kansas City	Seattle	103	119	23-26	3,713
50	Sat.	01-17-70	Milwaukee	Milwaukee (OT)	132	130	24-26	10,746
51	Sun.	01-18-70	Atlanta	Atlanta	107	125	24-27	5,062
52	Fri.	01-23-70	Chicago	New York	117	120	24-28	14,505
53	Sat.	01-24-70	Detroit	Detroit	122	128	24-29	2,680
54	Sun.	01-25-70	Chicago	Detroit	120	111	25-29	7,063
55	Mon.	01-26-70	Kansas City	Cincinnati	115	116	25-30	6,125
56	Wed.	01-28-70	Baltimore	Baltimore	115	123	25-31	4,340
57	Fri.	01-30-70	Chicago	Milwaukee	105	121	25-32	12,111
58	Sat.	01-31-70	New York	New York	104	123	25-33	19,500
59	Sun.	02-01-70	Chicago	Cincinnati	115	108	26-33	11,107
60	Tues.	02-03-70	Baltimore	Boston	85	93	26-34	4,418
61	Thur.	02-05-70	Chicago	San Francisco	105	127	26-35	9,213
62	Fri.	02-06-70	Atlanta	Atlanta	93	104	26-36	6,733
63	Sun.	02-08-70	Chicago	Atlanta	117	107	27-36	9,569
64	Thur.	02-12-70	Chicago	Phoenix	122	121	28-36	11,190
65	Sat.	02-14-70	Chicago	Los Angeles	116	113	29-36	11,449
66	Sun.	02-15-70	Detroit	Detroit	119	126	29-37	3,616
67	Fri.	02-20-70	Chicago	Philadelphia	126	119	30-37	12,102
68	Sat.	02-21-70	Cincinnati	Cincinnati	119	127	30-38	9,551
69	Mon.	02-23-70	Kansas City	San Diego	127	125	31-38	3,857
70	Wed.	02-25-70	San Francisco	San Francisco	112	104	32-38	2,160
71	Fri.	02-27-70	Los Angeles	Los Angeles	101	111	32-39	15,374
72	Sat.	02-28-70	Seattle	Seattle	104	140	32-40	13,096
73	Sun.	03-01-70	San Diego	San Diego	122	135	32-41	4,172
74	Tues.	03-03-70	Phoenix	Phoenix	123	111	33-41	9,699
75	Tues.	03-10-70	Chicago	San Diego	111	106	34-41	9,212
76	Fri.	03-13-70	Chicago	Boston	134	113	35-41	10,748
77	Sat.	03-14-70	Chicago	Detroit	111	96	36-41	4,106
78	Sun.	03-15-70	Madison, Wis.	Milwaukee	130	107	37-41	9,272
79	Mon.	03-16-70	Omaha, Neb.	Cincinnati (OT)	142	140	38-41	3,652
80	Tues.	03-17-70	Chicago	Seattle	102	109	38-42	9,098
81	Fri.	03-20-70	Chicago	Baltimore	131	138	38-43	13,747
82	Sun.	03-22-70	Chicago	Milwaukee	129	115	39-43	11,445





**LEFT TO RIGHT:** (front row): Bob Kauffman, Shaler Halimon, Loy Peterson, Clem Haskins, Jerry Sloan, Bob Weiss. (back row): Trainer Jerry McCann, Bob Love, Walt Wesley, Tom Boerwinkle, Chet Walker, Ed Manning, Head Coach Dick Motta, General Manager Pat Williams.

**DRAFT:** First round, Larry Cannon (LaSalle); second round, Simmie Hill (West Texas State), Ken Spain (Houston) and John Baum (Temple).

**DRAFT: 39-43 (THIRD PLACE)**

**REGULAR SEASON:** Traded Jim Washington and future considerations to Philadelphia for Shaler Halimon and Chet Walker (09/02/69) ... traded Dave Newmark and Norm Van Lier to Cincinnati for Walt Wesley and draft choice (10/12/69) ... opening day lineup: forwards Bob Kauffman and Chet Walker, center Tom Boerwinkle, guards Clem Haskins and Jerry Sloan ... Boerwinkle set team record for rebounds (37) and Bulls established their high for points in 152-123 win over Phoenix (01/08/70) ... Walker named to NBA West All-Star Team ... Haskins hit team-record 11 straight field goals in 127-119 loss to Detroit (02/15/70) ... reached 10,000 mark in average attendance for first time in team history.

**PLAYOFFS:** Haskins' team-record 13 assists lifted Bulls over Atlanta 131-120 (04/03/70) ... eliminated 4-1 by Atlanta.

**HONORS:** Sloan selected to NBA All-Defensive Team ... Bob Love led Bulls in scoring (21.0) ... Boerwinkle led Bulls in rebounding (12.5).

# 1970-1971 CHICAGO BULLS ★ ★ ★ ★



MEDIA COMMUNITY HISTORY PLAYOFFS RECORDS 2011-12 SEASON OPPONENTS THE NBA PLAYERS BBALL OPS. FRONT OFFICE

GAME	DAY	DATE	PLACE	TEAM	BULLS	OPP.	W-L	ATTEN.
1	Tues.	10-13-70	Chicago	San Diego	111	96	1-0	7,304
2	Wed.	10-14-70	Philadelphia	Philadelphia	107	110	1-1	7,035
3	Fri.	10-16-70	Chicago	Los Angeles	102	106	1-2	10,766
4	Sat.	10-17-70	New York	New York	99	96	2-2	17,147
5	Sun.	10-25-70	Portland	Portland	131	116	3-2	3,352
6	Wed.	10-28-70	Phoenix	Phoenix	118	105	4-2	6,343
7	Fri.	10-30-70	San Francisco	San Francisco	101	98	5-2	2,281
8	Sat.	10-31-70	Seattle	Seattle	119	122	5-3	5,727
9	Tues.	11-03-70	Chicago	Seattle	103	101	6-3	8,244
10	Fri.	11-06-70	Chicago	Phoenix	102	105	6-4	8,107
11	Sat.	11-07-70	Chicago	Detroit	125	99	7-4	10,011
12	Tues.	11-10-70	Chicago	Los Angeles	118	96	8-4	9,198
13	Fri.	11-13-70	Chicago	New York	98	106	8-5	10,269
14	Sat.	11-14-70	Atlanta	Atlanta	120	116	9-5	4,561
15	Tues.	11-17-70	Chicago	San Francisco	105	111	9-6	12,080
16	Wed.	11-18-70	Cincinnati	Cincinnati	128	107	10-6	6,128
17	Sat.	11-21-70	Chicago	Boston	110	107	11-6	9,178
18	Tues.	11-24-70	Chicago	Milwaukee	108	117	11-7	11,331
19	Fri.	11-27-70	Chicago	Buffalo	121	104	12-7	9,338
20	Sat.	11-28-70	Baltimore	Baltimore	91	99	12-8	5,359
21	Tues.	12-01-70	Chicago	Philadelphia	107	91	13-8	9,290
22	Thur.	12-03-70	Milwaukee	Milwaukee	100	107	13-9	9,759
23	Fri.	12-04-70	Detroit	Detroit	103	107	13-10	5,893
24	Sat.	12-05-70	Chicago	Boston	97	101	13-11	9,047
25	Tues.	12-08-70	Chicago	San Francisco	98	87	14-11	7,986
26	Thur.	12-10-70	Syracuse, N.Y.	Buffalo	138	120	15-11	2,149
27	Fri.	12-11-70	Chicago	Atlanta	87	86	16-11	7,127
28	Sat.	12-12-70	Chicago	San Diego	103	98	17-11	9,010
29	Tues.	12-15-70	Chicago	Baltimore	115	97	18-11	9,581
30	Fri.	12-18-70	Chicago	Cincinnati	137	122	19-11	10,293
31	Sat.	12-19-70	New York	New York	87	98	19-12	18,499
32	Sun.	12-20-70	Cleveland	Cleveland	116	103	20-12	2,466
33	Tues.	12-22-70	Chicago	Cleveland	121	80	21-12	6,850
34	Wed.	12-23-70	Buffalo	Buffalo	104	103	22-12	3,182
35	Fri.	12-25-70	Baltimore	Baltimore	112	128	22-13	4,304
36	Sat.	12-26-70	Chicago	Detroit	114	117	22-14	12,117
37	Sun.	12-27-70	San Diego	San Diego	110	101	23-14	7,357
38	Tues.	12-29-70	Los Angeles	Los Angeles	117	126	23-15	14,653
39	Wed.	12-30-70	Seattle	Seattle	109	128	23-16	12,935
40	Sat.	01-02-71	Portland	Portland	136	113	24-16	5,101
41	Tues.	01-05-71	Chicago	San Diego	116	103	25-16	5,714
42	Wed.	01-06-71	Madison, Wis.	Milwaukee	106	119	25-17	6,093
43	Fri.	01-08-71	Chicago	Portland	105	113	25-18	5,116
44	Sun.	01-10-71	Chicago	Buffalo	141	113	26-18	7,019
45	Thur.	01-14-71	Chicago	Philadelphia	108	103	27-18	6,170
46	Fri.	01-15-71	Philadelphia	Philadelphia	96	99	27-19	5,658
47	Sat.	01-16-71	Chicago	Milwaukee	90	110	27-20	14,013
48	Tues.	01-19-71	Chicago	Portland	123	111	28-20	7,511
49	Wed.	01-20-71	Chicago	New York	109	103	29-20	9,088
50	Sat.	01-23-71	San Francisco	San Francisco	87	83	30-20	3,213
51	Sun.	01-24-71	Phoenix	Phoenix	112	113	30-21	5,923
52	Tues.	01-26-71	Los Angeles	Los Angeles	111	136	30-22	10,383
53	Wed.	01-27-71	San Diego	San Diego	111	106	31-22	4,188
54	Sun.	01-31-71	Chicago	Cincinnati	131	99	32-22	10,096
55	Tues.	02-02-71	Chicago	Seattle	118	101	33-22	8,813
56	Wed.	02-03-71	Baltimore	Baltimore	124	102	34-22	3,748
57	Fri.	02-05-71	Chicago	Philadelphia	114	102	35-22	10,918
58	Sat.	02-06-71	New York	New York	109	102	36-22	19,500
59	Sun.	02-07-71	Boston	Boston	96	104	36-23	6,088
60	Tues.	02-09-71	Chicago	Boston	88	90	36-24	10,633
61	Fri.	02-12-71	Chicago	Los Angeles	107	88	37-24	14,050
62	Sat.	02-13-71	Milwaukee	Milwaukee	96	103	37-25	10,746
63	Sun.	02-14-71	Chicago	Cleveland	108	83	38-25	10,386
64	Tues.	02-16-71	Chicago	Atlanta	118	102	39-25	11,122
65	Wed.	02-17-71	Cleveland	Cleveland	109	104	40-25	8,429
66	Fri.	02-19-71	Chicago	Detroit (OT)	115	114	41-25	18,545*
67	Sun.	02-21-71	Detroit	Detroit	125	112	42-25	8,520
68	Sat.	02-27-71	Seattle	Seattle	129	114	43-25	10,801
69	Mon.	03-01-71	Las Cruces, N.M.	Cincinnati	98	94	44-25	9,097
70	Wed.	03-03-71	Phoenix	Phoenix	90	115	44-26	12,371
71	Fri.	03-05-71	San Diego	San Francisco	130	103	45-26	10,138
72	Sat.	03-06-71	San Francisco	San Diego	105	99	46-26	10,388
73	Sun.	03-07-71	Los Angeles	Los Angeles	108	117	46-27	13,825
74	Tues.	03-09-71	Chicago	Milwaukee (OT)	110	103	47-27	16,277
75	Fri.	03-12-71	Chicago	Phoenix	116	92	48-27	14,703
76	Sat.	03-13-71	Chicago	Phoenix	111	99	49-27	17,505*
77	Sun.	03-14-71	Boston	Boston	104	117	49-28	5,084
78	Tues.	03-16-71	Chicago	Baltimore	113	99	50-28	8,854
79	Thur.	03-18-71	Chicago	San Francisco	85	91	50-29	10,303
80	Fri.	03-19-71	Atlanta	Atlanta (OT)	111	112	50-30	7,192
81	Sat.	03-20-71	Chicago	Atlanta	138	121	51-30	10,844
82	Sun.	03-21-71	Detroit	Detroit	111	116	51-31	7,610

\* home sellout



**LEFT TO RIGHT:** (front row): Matt Guokas, Jim King, Jim Collins, Jerry Sloan, John Baum, Bob Weiss. (back row): Head Coach Dick Motta, Bob Love, A.W. Holt, Tom Boerwinkle, Jim Fox, Paul Ruffner, Chet Walker, Trainer Bob Biel, General Manager Pat Williams.

**DRAFT:** First round, Jimmy Collins (New Mexico State); second round, Paul Ruffner (Brigham Young).

**RECORD: 51-31 (SECOND PLACE)**

**REGULAR SEASON:** Finished season with 50-plus wins for first time in club's history ... Boerwinkle's 33 rebounds led Bulls over Bucks 110-103, snapping Milwaukee's 20 straight wins (03/09/71) ... Bulls defeated Suns in back-to-back Stadium contests to gain playoff spot ... Love and Walker combined for 59 points in Bulls 116-92 win (03/12/71) ... the following night they combined for 54 points in Bulls 111-99 win ... set team-record 52 assists in 138-121 win over Atlanta (03/20/71).

**PLAYOFFS:** Weiss' 25 points and club's second-half rally enabled Bulls to tie the Los Angeles series 3-3 with a 113-99 win (04/04/71) ... eliminated 4-3 by L.A. Lakers.

**HONORS:** Motta named NBA Coach of the Year ... Love named to NBA West All-Star Team ... Love and Sloan also named to All-Defensive Second Team ... Walker led NBA in free throw percentage (.859) ... Love set club record in minutes (3,482) and points (2,043).

# 1971-1972 CHICAGO BULLS ★ ★ ★ ★



GAME	DAY	DATE	PLACE	TEAM	BULLS	OPP.	W-L	ATTEN.
1	Tues.	10-12-71	Chicago	Philadelphia	100	114	0-1	8,697
2	Fri.	10-15-71	Chicago	Baltimore	106	82	1-1	8,689
3	Wed.	10-20-71	Waco, Texas	Houston	125	110	2-1	750
4	Fri.	10-22-71	Los Angeles	Los Angeles	113	106	3-1	15,086
5	Sun.	10-24-71	Phoenix	Phoenix	105	104	4-1	6,970
6	Tues.	10-26-71	Portland	Portland	123	111	5-1	5,715
7	Fri.	10-29-71	San Diego	Golden State	83	99	5-2	4,126
8	Tues.	11-02-71	Chicago	Phoenix	108	101	6-2	5,843
9	Wed.	11-03-71	Atlanta	Atlanta	113	100	7-2	4,778
10	Fri.	11-05-71	Chicago	Milwaukee	102	104	7-3	19,500*
11	Sat.	11-06-71	Buffalo	Buffalo	99	130	7-4	7,164
12	Tues.	11-09-71	Chicago	Los Angeles	109	122	7-5	9,082
13	Wed.	11-10-71	Baltimore	Baltimore	125	106	8-5	5,962
14	Sat.	11-13-71	Chicago	Houston	111	102	9-5	9,275
15	Tues.	11-16-71	Chicago	Seattle	95	87	10-5	8,907
16	Fri.	11-19-71	Philadelphia	Philadelphia	148	104	11-5	8,350
17	Sat.	11-20-71	Chicago	Boston	123	106	12-5	12,410
18	Tues.	11-23-71	Chicago	Portland	130	94	13-5	7,533
19	Fri.	11-26-71	Chicago	Golden State	121	89	14-5	16,141
20	Sat.	11-27-71	New York	New York	99	100	14-6	19,588
21	Tues.	11-30-71	Chicago	Atlanta	86	85	15-6	7,077
22	Wed.	12-01-71	Cincinnati	Cincinnati	109	101	16-6	2,207
23	Fri.	12-03-71	Chicago	New York	122	96	17-6	15,009
24	Sat.	12-04-71	Milwaukee	Milwaukee	105	108	17-7	10,746
25	Tues.	12-07-71	Chicago	Cleveland	115	99	18-7	7,951
26	Thur.	12-09-71	Detroit	Detroit	107	110	18-8	3,101
27	Fri.	12-10-71	Chicago	Baltimore	118	102	19-8	10,293
28	Sat.	12-11-71	Boston	Boston	115	99	20-8	5,523
29	Tues.	12-14-71	Chicago	Boston	108	116	20-9	9,554
30	Fri.	12-17-71	Chicago	Houston	98	109	20-10	6,714
31	Sun.	12-19-71	Cleveland	Cleveland	119	101	21-10	3,476
32	Tues.	12-21-71	Chicago	Detroit	127	92	22-10	8,108
33	Thur.	12-23-71	Phoenix	Phoenix (OT)	117	108	23-10	9,289
34	Sat.	12-25-71	Portland	Portland	109	88	24-10	6,446
35	Sun.	12-26-71	Seattle	Seattle	103	102	25-10	10,240
36	Tues.	12-28-71	Chicago	Milwaukee	116	105	26-10	19,497*
37	Thur.	12-30-71	Chicago	Portland	117	92	27-10	11,521
38	Tues.	01-04-72	Chicago	Phoenix	108	112	27-11	9,009
39	Wed.	01-05-72	Philadelphia	Philadelphia	139	107	28-11	5,472
40	Fri.	01-07-72	Chicago	Baltimore	94	104	28-12	10,083
41	Sat.	01-08-72	New York	New York	113	108	29-12	19,588
42	Sun.	01-09-72	Chicago	Cincinnati (OT)	108	104	30-12	5,845
43	Tues.	01-11-72	Chicago	New York	116	91	31-12	13,010
44	Wed.	01-12-72	Boston	Boston	112	113	31-13	6,839
45	Fri.	01-14-72	Milwaukee	Milwaukee	77	104	31-14	10,746
46	Sat.	01-15-72	Chicago	Portland	120	100	32-14	6,212
47	Fri.	01-21-72	Buffalo	Buffalo	113	93	33-14	5,638
48	Sat.	01-22-72	Chicago	Houston	115	108	34-14	11,108
49	Mon.	01-24-72	Chicago	Golden State	110	105	35-14	11,496
50	Wed.	01-26-72	San Antonio	Houston	117	108	36-14	5,746
51	Thur.	01-27-72	Oakland	Golden State	107	108	36-15	6,531
52	Fri.	01-28-72	Phoenix	Phoenix	116	102	37-15	9,245
53	Sun.	01-30-72	Chicago	Detroit	109	99	38-15	7,104
54	Tues.	02-01-72	Chicago	Seattle	103	121	38-16	7,886
55	Wed.	02-02-72	Boston	Boston	100	124	38-17	5,081
56	Fri.	02-04-72	Baltimore	Baltimore	110	108	39-17	6,648
57	Sat.	02-05-72	Chicago	Buffalo	130	96	40-17	5,899
58	Sun.	02-06-72	Chicago	Cincinnati	119	94	41-17	15,130
59	Tues.	02-08-72	Chicago	Cleveland	114	90	42-17	8,618
60	Fri.	02-11-72	Chicago	Atlanta	102	91	43-17	11,116
61	Sat.	02-12-72	Atlanta	Atlanta	117	106	44-17	6,318
62	Sun.	02-13-72	Chicago	Golden State	88	107	44-18	15,048
63	Thur.	02-17-72	Chicago	New York (OT)	99	102	44-19	11,895
64	Fri.	02-18-72	Detroit	Detroit	122	97	45-19	5,195
65	Sat.	02-19-72	Chicago	Milwaukee	104	97	46-19	18,130*
66	Sun.	02-20-72	Milwaukee	Milwaukee	100	103	46-20	10,746
67	Tues.	02-22-72	Chicago	Philadelphia	119	88	47-20	10,186
68	Fri.	02-25-72	Chicago	Phoenix	115	107	48-20	9,720
69	Sat.	02-26-72	Oakland	Golden State	107	106	49-20	8,207
70	Sun.	02-27-72	Los Angeles	Los Angeles (OT)	118	123	49-21	17,505*
71	Tues.	02-29-72	Portland	Portland	116	92	50-21	5,076
72	Fri.	03-03-72	Seattle	Seattle	103	112	50-22	13,006
73	Sun.	03-05-72	Houston	Houston	128	97	51-22	4,525
74	Wed.	03-08-72	Atlanta	Atlanta	98	96	52-22	5,796
75	Fri.	03-10-72	Cincinnati	Cincinnati	100	104	52-23	8,487
76	Tues.	03-14-72	Chicago	Seattle	111	115	52-24	11,910
77	Fri.	03-17-72	Chicago	Buffalo	126	103	53-24	6,316
78	Sat.	03-18-72	Cleveland	Cleveland	109	91	54-24	5,561
79	Sun.	03-19-72	Detroit	Detroit	115	107	55-24	5,015
80	Tues.	03-21-72	Chicago	Los Angeles	104	109	55-25	17,729
81	Fri.	03-24-72	Philadelphia	Philadelphia	116	99	56-25	15,304
82	Sat.	03-25-72	Chicago	Detroit	121	105	57-25	10,031

\* home sellout



**LEFT TO RIGHT:** (front row): Jim King, Jackie Dinkins, Jerry Sloan, Trainer Bob Biel, Chet Walker, Bob Weiss, Howard Porter. (back row): Head Coach Dick Motta, Norm Van Lier, Bob Love, Tom Boerwinkle, Clifford Ray, Kennedy McIntosh, Assistant Coach Phil Johnson.

**DRAFT:** First round, Kennedy McIntosh (Eastern Michigan); second round, Willie Sojourner (Weber State) and Howard Porter (Villanova).

**RECORD: 57-25 (SECOND PLACE)**

**REGULAR SEASON:** Finished with a franchise-record 57 wins ... second consecutive (and only two) 50-plus win season ... Walker scored team-record 56 points in Bulls 119-94 win over Cincinnati (02/06/72) ... Boerwinkle suffered knee injury last week of regular season.

**PLAYOFFS:** Made playoffs for third consecutive season ... eliminated 4-0 by L.A. Lakers.

**HONORS:** Clifford Ray named to NBA All-Rookie Team ... Love named to NBA West All-Star Team, All-NBA Second Team and All-Defensive Second Team ... Sloan named All-Defensive First-Team ... Love led team in scoring (25.8) ... Boerwinkle led team in rebounding (11.2).

# 1972-1973 CHICAGO BULLS ★ ★ ★ ★



MEDIA COMMUNITY HISTORY PLAYOFFS RECORDS 2011-12 SEASON OPPONENTS THE NBA PLAYERS BALL OPS. FRONT OFFICE

GAME	DAY	DATE	PLACE	TEAM	BULLS	OPP.	W-L	ATTEN.
1	Tues.	10-10-72	Chicago	Philadelphia	95	89	1-0	7,877
2	Fri.	10-13-72	Detroit	Detroit	91	100	1-1	4,001
3	Sat.	10-14-72	Chicago	Boston	88	96	1-2	8,143
4	Sat.	10-21-72	Houston	Houston	130	97	2-2	3,464
5	Sun.	10-22-72	Los Angeles	Los Angeles	99	104	2-3	15,328
6	Tues.	10-24-72	Phoenix	Phoenix	107	106	3-3	9,039
7	Thur.	10-26-72	Oakland	Golden State	94	93	4-3	5,361
8	Fri.	10-27-72	Portland	Portland	118	95	5-3	6,020
9	Sun.	10-29-72	Seattle	Seattle	95	94	6-3	8,022
10	Tues.	10-31-72	Chicago	KC-Omaha	104	95	7-3	6,844
11	Fri.	11-03-72	Chicago	Phoenix	115	100	8-3	11,089
12	Sat.	11-04-72	Buffalo	Buffalo	99	101	8-4	7,869
13	Sat.	11-11-72	Baltimore	Baltimore	111	106	9-4	4,008
14	Tues.	11-14-72	Chicago	Seattle	97	80	10-4	7,894
15	Fri.	11-17-72	Detroit	Detroit	96	109	10-5	4,408
16	Sat.	11-18-72	Chicago	Baltimore	95	79	11-5	10,409
17	Tues.	11-21-72	Chicago	Houston	113	105	12-5	6,022
18	Fri.	11-24-72	Chicago	Golden State	100	96	13-5	14,103
19	Sat.	11-25-72	Atlanta	Atlanta	100	99	14-5	7,852
20	Tues.	11-28-72	Chicago	KC-Omaha	91	92	14-6	8,484
21	Wed.	11-29-72	Milwaukee	Milwaukee	97	105	14-7	10,598
22	Fri.	12-01-72	Kansas City	KC-Omaha (OT)	106	97	15-7	6,215
23	Sat.	12-02-72	Chicago	Seattle	89	80	16-7	8,030
24	Tues.	12-05-72	Chicago	Detroit	130	108	17-7	6,011
25	Thur.	12-07-72	Chicago	Atlanta (OT)	89	94	17-8	8,292
26	Fri.	12-08-72	Philadelphia	Philadelphia	118	102	18-8	2,591
27	Sat.	12-09-72	Chicago	Buffalo	105	94	19-8	4,882
28	Tues.	12-12-72	Chicago	Los Angeles (OT)	105	106	19-9	12,212
29	Fri.	12-15-72	Chicago	New York	90	86	20-9	11,329
30	Sat.	12-16-72	New York	New York	83	97	20-10	19,694
31	Tues.	12-19-72	Chicago	Portland	100	109	20-11	7,338
32	Fri.	12-22-72	Portland	Portland	127	97	21-11	8,790
33	Sat.	12-23-72	Oakland	Golden State	109	127	21-12	4,111
34	Mon.	12-25-72	Phoenix	Phoenix	108	115	21-13	10,420
35	Tues.	12-26-72	Chicago	KC-Omaha	117	103	22-13	9,218
36	Fri.	12-29-72	Boston	Boston	106	99	23-13	12,513
37	Sat.	12-30-72	Chicago	Milwaukee	99	92	24-13	19,500*
38	Tues.	01-02-73	Chicago	Atlanta	100	90	25-13	9,842
39	Thur.	01-04-73	Chicago	Houston	111	97	26-13	6,331
40	Fri.	01-05-73	Chicago	Phoenix	115	126	26-14	9,091
41	Sun.	01-07-73	Chicago	Buffalo	119	96	27-14	6,325
42	Tues.	01-09-73	Chicago	Philadelphia	126	110	28-14	7,357
43	Wed.	01-10-73	Omaha, Neb.	KC-Omaha	100	102	28-15	3,473
44	Fri.	01-12-73	Chicago	Los Angeles	97	109	28-16	15,743
45	Sun.	01-14-73	Milwaukee	Milwaukee	95	100	28-17	10,746
46	Tues.	01-16-73	Chicago	Portland	100	89	29-17	6,623
47	Fri.	01-19-73	Chicago	Golden State	80	115	29-18	12,103
48	Sat.	01-20-73	Detroit	Detroit	92	112	29-19	4,853
49	Fri.	01-26-73	Chicago	Baltimore	110	100	30-19	8,088
50	Sun.	01-28-73	Chicago	Detroit	110	105	31-19	12,124
51	Tues.	01-30-73	Los Angeles	Los Angeles	92	95	31-20	15,898
52	Fri.	02-02-73	Seattle	Seattle	104	118	31-21	8,818
53	Sun.	02-04-73	Chicago	Milwaukee	121	99	32-21	13,528
54	Tues.	02-06-73	Chicago	KC-Omaha	114	107	33-21	12,091
55	Fri.	02-09-73	Cleveland	Cleveland	103	97	34-21	6,993
56	Sat.	02-10-73	Kansas City	KC-Omaha	102	101	35-21	10,020
57	Sun.	02-11-73	Chicago	Golden State	96	101	35-22	13,151
58	Tues.	02-13-73	Chicago	Boston	101	105	35-23	15,079
59	Wed.	02-14-73	New York	New York	100	98	36-23	19,694
60	Fri.	02-16-73	Chicago	Cleveland	100	92	37-23	7,334
61	Sun.	02-18-73	Houston	Houston	110	99	38-23	3,287
62	Tues.	02-20-73	Chicago	Los Angeles	103	89	39-23	13,534
63	Fri.	02-23-73	Chicago	New York	84	83	40-23	14,206
64	Sat.	02-24-73	Chicago	Phoenix	122	100	41-23	12,753
65	Sun.	02-25-73	Seattle	Seattle	88	85	42-23	10,103
66	Tues.	02-27-73	Portland	Portland	125	110	43-23	7,017
67	Fri.	03-02-73	Los Angeles	Los Angeles	88	108	43-24	17,505
68	Sat.	03-03-73	Oakland	Golden State	117	116	44-24	4,968
69	Sun.	03-04-73	Phoenix	Phoenix (OT)	118	117	45-24	7,085
70	Tues.	03-06-73	Milwaukee	Milwaukee	88	96	45-25	10,746
71	Thur.	03-08-73	Buffalo	Buffalo	102	112	45-26	7,142
72	Fri.	03-09-73	Hershey, Pa.	Philadelphia	104	84	46-26	2,701
73	Sat.	03-10-73	College Park, Md.	Baltimore	105	99	47-26	8,874
74	Fri.	03-13-73	Chicago	Seattle	104	89	48-26	9,270
75	Fri.	03-16-73	Chicago	Milwaukee (OT)	91	89	48-27	18,519*
76	Sat.	03-17-73	Chicago	Detroit	97	99	48-28	14,227
77	Sun.	03-18-73	Detroit	Detroit	119	107	49-28	4,607
78	Tues.	03-20-73	Chicago	Portland	123	109	50-28	11,175
79	Wed.	03-21-73	Boston	Boston	105	106	50-29	8,505
80	Sat.	03-24-73	Atlanta	Atlanta	111	113	50-30	9,218
81	Sun.	03-25-73	Cleveland	Cleveland	105	112	50-31	5,907
82	Tues.	03-27-73	Chicago	Cleveland	121	105	51-31	8,768



**LEFT TO RIGHT:** (front row): Norm Van Lier, Gar Heard, Howard Porter, Bob Weiss, Bob Love, Jerry Sloan, Frank Russell, Jim King. (back row): Trainer Bob Biel, Head Coach Dick Motta, General Manager Pat Williams, Rowland Garrett, Clifford Ray, Dennis Awtrey, Chet Walker, Tom Boerwinkle, Assistant Coach Phil Johnson.

**DRAFT:** First round, Ralph Simpson (Michigan State).

**RECORD:** 51-31 (SECOND PLACE)

**REGULAR SEASON:** Third consecutive 50-plus win season ... Bulls sold to new group which included Lester Crown, Lamar Hunt, Philip Klutznick, Jonathan Kovler, George Steinbrenner and Arthur Wirtz ... Love had back-to-back 49-point performances in wins over Milwaukee (02/04/73) and Kansas City-Omaha (02/06/73).

**PLAYOFFS:** Made playoffs for sixth time in seven years ... Bulls knocked out of playoffs 4-3 by L.A. Lakers ... Bulls blew 90-83 lead in seventh game with 2:58 left and were outscored 12-2 in final minutes ... Pat Williams left in the summer of 1973 for Atlanta.

**HONORS:** Love and Walker named to NBA West All-Star Team ... Love led team in scoring (23.1) ... Ray led team in rebounding (10.9).

# 1973-1974 CHICAGO BULLS ★★☆☆



GAME	DAY	DATE	PLACE	TEAM	BULLS	OPP.	W-L	ATTEN.
1	Tues.	10-09-73	Chicago	Los Angeles	97	117	0-1	6,013
2	Wed.	10-10-73	Chicago	KC-Omaha	105	90	1-1	5,813
3	Fri.	10-12-73	Omaha, Neb.	KC-Omaha	84	88	1-2	4,036
4	Sat.	10-13-73	Chicago	Detroit	101	94	2-2	3,774
5	Fri.	10-19-73	Chicago	Capital	117	103	3-2	3,124
6	Sat.	10-20-73	New York	New York	85	69	4-2	19,694
7	Sun.	10-21-73	College Park, Md.	Capital	107	99	5-2	7,641
8	Fri.	10-26-73	Chicago	Houston	121	113	6-2	3,617
9	Sat.	10-27-73	Houston	Houston	102	92	7-2	3,183
10	Fri.	11-02-73	Chicago	Buffalo	107	97	8-2	7,718
11	Sat.	11-03-73	Chicago	Cleveland	105	94	9-2	5,733
12	Sun.	11-04-73	Toronto	Buffalo (OT)	101	95	10-2	6,075
13	Thur.	11-08-73	Oakland	Golden State	112	111	11-2	4,268
14	Sat.	11-10-73	Portland	Portland	106	104	12-2	12,004
15	Sun.	11-11-73	Seattle	Seattle	116	98	13-2	10,915
16	Tues.	11-13-73	Phoenix	Phoenix	108	116	13-3	6,045
17	Fri.	11-16-73	Los Angeles	Los Angeles	102	118	13-4	14,185
18	Sun.	11-18-73	Detroit	Detroit	104	102	14-4	7,457
19	Tues.	11-20-73	Chicago	Portland	106	101	15-4	6,232
20	Fri.	11-23-73	Chicago	Phoenix	94	99	15-5	8,742
21	Sat.	11-24-73	Chicago	Detroit (OT)	114	112	16-5	5,680
22	Tues.	11-27-73	Chicago	Golden State	123	117	17-5	5,840
23	Wed.	11-28-73	Philadelphia	Philadelphia	96	101	17-6	4,639
24	Fri.	11-30-73	Chicago	New York	115	97	18-6	11,846
25	Sat.	12-01-73	Boston	Boston	98	120	18-7	11,919
26	Tues.	12-04-73	Chicago	Seattle	130	107	19-7	5,104
27	Thur.	12-06-73	Chicago	Philadelphia	103	98	20-7	5,158
28	Fri.	12-07-73	Cleveland	Cleveland	96	91	21-7	2,868
29	Sat.	12-08-73	Chicago	Boston	112	95	22-7	11,843
30	Tues.	12-11-73	Chicago	KC-Omaha	105	104	23-7	5,012
31	Thur.	12-13-73	Milwaukee	Milwaukee	97	94	24-7	10,938
32	Fri.	12-14-73	Chicago	Los Angeles	97	100	24-8	9,233
33	Sat.	12-15-73	Chicago	Houston	104	100	25-8	7,011
34	Tues.	12-18-73	Chicago	Seattle	92	93	25-9	4,721
35	Wed.	12-19-73	Detroit	Detroit	87	89	25-10	3,733
36	Sat.	12-22-73	Chicago	Golden State	110	86	26-10	5,952
37	Wed.	12-26-73	Capital, Md.	Capital	81	82	26-11	13,566
38	Fri.	12-28-73	Chicago	Atlanta	118	94	27-11	10,231
39	Sat.	12-29-73	Chicago	Detroit	108	103	28-11	8,849
40	Sun.	12-30-73	Portland	Portland	92	99	28-12	8,666
41	Tues.	01-01-74	Oakland	Golden State	91	80	29-12	3,761
42	Fri.	01-04-74	Seattle	Seattle (OT)	101	103	29-13	12,042
43	Sun.	01-06-74	Chicago	Phoenix (OT)	120	116	30-13	6,013
44	Tues.	01-08-74	Chicago	New York	80	108	30-14	7,202
45	Wed.	01-09-74	Boston	Boston	89	106	30-15	6,234
46	Thur.	01-10-74	Atlanta	Atlanta	116	104	31-15	9,194
47	Sat.	01-12-74	Chicago	Milwaukee	82	101	31-16	19,997*
48	Sun.	01-13-74	Milwaukee	Milwaukee	94	124	31-17	10,938
49	Fri.	01-18-74	Detroit	Detroit	95	113	31-18	11,053
50	Sun.	01-20-74	Chicago	Portland	99	97	32-18	4,815
51	Tues.	01-22-74	Chicago	Atlanta	102	89	33-18	7,118
52	Fri.	01-25-74	Chicago	Seattle	104	99	34-18	9,422
53	Sun.	01-27-74	Chicago	Detroit	109	91	35-18	8,733
54	Wed.	01-30-74	Chicago	Capital	103	94	36-18	5,201
55	Fri.	02-01-74	Chicago	KC-Omaha	99	88	37-18	6,133
56	Sat.	02-02-74	Philadelphia	Philadelphia	105	89	38-18	3,838
57	Sun.	02-03-74	Cleveland	Cleveland	108	94	39-18	3,406
58	Tues.	02-05-74	Chicago	Boston	100	98	40-18	10,327
59	Wed.	02-06-74	Omaha, Neb.	KC-Omaha	112	95	41-18	5,392
60	Fri.	02-08-74	Buffalo	Buffalo	101	106	41-19	13,667
61	Sun.	02-10-74	Chicago	Los Angeles	96	86	42-19	10,869
62	Tues.	02-12-74	Chicago	Milwaukee	93	81	43-19	16,487
63	Wed.	02-13-74	New York	New York	80	89	43-20	19,694
64	Fri.	02-15-74	Milwaukee	Milwaukee	92	90	44-20	10,938
65	Sun.	02-17-74	Chicago	Golden State	105	108	44-21	17,211
66	Tues.	02-19-74	Chicago	Phoenix	130	96	45-21	7,451
67	Fri.	02-22-74	Chicago	Portland	117	100	46-21	9,343
68	Sun.	02-24-74	Los Angeles	Los Angeles	90	100	46-22	15,642
69	Wed.	02-27-74	Phoenix	Phoenix	107	95	47-22	5,105
70	Fri.	03-01-74	Portland	Portland	91	95	47-23	5,291
71	Sat.	03-02-74	Oakland	Golden State	88	103	47-24	11,017
72	Tues.	03-05-74	Phoenix	Phoenix	111	91	48-24	6,156
73	Wed.	03-06-74	Houston	Houston	105	93	49-24	2,247
74	Sat.	03-09-74	Atlanta	Atlanta	99	106	49-25	8,108
75	Tues.	03-12-74	Chicago	KC-Omaha	91	93	49-26	6,013
76	Fri.	03-15-74	Chicago	Buffalo	114	97	50-26	12,762
77	Sun.	03-17-74	Chicago	Milwaukee	82	107	50-27	18,542*
78	Tues.	03-19-74	Chicago	Philadelphia	103	94	51-27	5,114
79	Wed.	03-20-74	Kansas City	KC-Omaha	87	86	52-27	5,889
80	Fri.	03-22-74	Los Angeles	Los Angeles	93	99	52-28	17,078
81	Sun.	03-24-74	Seattle	Seattle	122	113	53-28	12,430
82	Tues.	03-26-74	Chicago	Cleveland	104	98	54-28	5,327

\* home sellout





**LEFT TO RIGHT:** (front row): Howard Porter, Norm Van Lier, Bob Weiss, Jerry Sloan, Rowland Garrett, Rick Adelman. (back row): Head Coach Dick Motta, Chet Walker, Clifford Ray, Tom Boerwinkle, Dennis Awtrey, John Hummer, Bob Love, Trainer Bob Biel.

**DRAFT:** First round, Kevin Kunnert (Iowa). Kunnert traded to Buffalo before signing along with Garfield Heard for forward John Hummer and a draft choice.

**RECORD: 54-28 (SECOND PLACE)**

**REGULAR SEASON:** Fourth consecutive 50-plus win season ... best start in franchise history (13-2) ... won 12 straight between 10/13/73 and 11/13/73 ... streak halted at Phoenix (11/13/73) ... defeated Cleveland 104-98 for team-record 32<sup>nd</sup> home victory (03/26/74).

**PLAYOFFS:** Made playoffs for seventh time in eight years ... Sloan injured in sixth playoff game vs. Detroit and missed seventh game, but Bulls defeated Pistons for first playoff series win (4-3) ... eliminated 4-0 by Milwaukee.

**HONORS:** Van Lier and Walker named to NBA West All-Star Team ... Van Lier also named to All-Defensive First Team and All-NBA Second Team ... Sloan picked to All-Defensive First Team ... Love named All-Defensive Second Team ... Love led team in scoring (21.8) ... Ray led team in rebounding (12.2).

# 1974-1975 CHICAGO BULLS ★★☆☆



MEDIA COMMUNITY HISTORY PLAYOFFS RECORDS 2011-12 SEASON OPPONENTS THE NBA PLAYERS BALL OPS. FRONT OFFICE

GAME	DAY	DATE	PLACE	TEAM	BULLS	OPP.	W-L	ATTEN.
1	Fri.	10-18-74	Chicago	Atlanta (OT)	120	115	1-0	7,351
2	Sat.	10-19-74	Chicago	Milwaukee	87	70	2-0	9,031
3	Tues.	10-22-74	Milwaukee	Milwaukee	90	92	2-1	9,439
4	Wed.	10-23-74	Omaha, Neb.	KC-Omaha	98	99	2-2	4,759
5	Fri.	10-25-74	Chicago	KC-Omaha	91	112	2-3	6,942
6	Sat.	10-26-74	Buffalo	Buffalo	104	105	2-4	12,767
7	Tues.	10-29-74	Chicago	Washington	80	96	2-5	4,413
8	Wed.	10-30-74	Boston	Boston	105	104	3-5	7,964
9	Sat.	11-02-74	New York	New York	95	90	4-5	19,543
10	Sun.	11-03-74	Kansas City	KC-Omaha	86	79	5-5	4,430
11	Wed.	11-06-74	Philadelphia	Philadelphia	90	105	5-6	5,287
12	Sat.	11-09-74	Washington	Washington	89	96	5-7	8,083
13	Tues.	11-12-74	New Orleans	New Orleans	88	79	6-7	4,412
14	Thur.	11-14-74	Houston	Houston	96	105	6-8	2,523
15	Fri.	11-15-74	Phoenix	Phoenix	102	95	7-8	7,071
16	Sun.	11-17-74	Los Angeles	Los Angeles	96	76	8-8	12,417
17	Tues.	11-19-74	Portland	Portland (OT)	92	98	8-9	10,897
18	Fri.	11-22-74	Seattle	Seattle	93	89	9-9	14,082
19	Sun.	11-24-74	Chicago	Buffalo	91	89	10-9	13,346
20	Tues.	11-26-74	Chicago	KC-Omaha	90	93	10-10	7,321
21	Sat.	11-30-74	Milwaukee	Milwaukee (OT)	99	101	10-11	10,938
22	Tues.	12-03-74	Chicago	Portland	96	91	11-11	7,241
23	Fri.	12-06-74	Chicago	Milwaukee	96	99	11-12	17,107
24	Tues.	12-10-74	Chicago	Boston	89	107	11-13	11,036
25	Fri.	12-13-74	Chicago	New Orleans	109	76	12-13	5,198
26	Tues.	12-17-74	Chicago	Seattle	87	84	13-13	5,591
27	Thur.	12-19-74	Atlanta	Atlanta	88	80	14-13	3,043
28	Fri.	12-20-74	Chicago	KC-Omaha	96	73	15-13	5,021
29	Sat.	12-21-74	Cleveland	Cleveland	87	74	16-13	6,871
30	Mon.	12-23-74	Kansas City	KC-Omaha	87	97	16-14	6,454
31	Thur.	12-26-74	Chicago	Philadelphia	92	91	17-14	9,224
32	Fri.	12-27-74	Chicago	Los Angeles	93	105	17-15	11,148
33	Sat.	12-28-74	Detroit	Detroit	70	79	17-16	11,015
34	Mon.	12-30-74	Chicago	Detroit	81	86	17-17	10,846
35	Fri.	01-03-75	Chicago	Phoenix	126	99	18-17	6,047
36	Sat.	01-04-75	Chicago	KC-Omaha	100	88	19-17	8,771
37	Sun.	01-05-75	Milwaukee	Milwaukee	95	96	19-18	10,938
38	Tues.	01-07-75	Chicago	Houston	106	97	20-18	4,881
39	Fri.	01-10-75	Chicago	Atlanta	116	113	21-18	7,132
40	Sat.	01-11-75	Oakland	Golden State	114	105	22-18	12,787
41	Sun.	01-12-75	Seattle	Seattle (2 OT)	127	123	23-18	14,082
42	Fri.	01-17-75	Chicago	Phoenix	105	115	23-19	7,174
43	Sat.	01-18-75	Chicago	New York	91	104	23-20	17,422*
44	Tues.	01-21-75	New York	New York	97	94	24-20	19,694
45	Fri.	01-24-75	Chicago	Seattle	86	81	25-20	7,107
46	Sat.	01-25-75	Chicago	Detroit	116	96	26-20	18,720*
47	Sun.	01-26-75	Detroit	Detroit	93	102	26-21	10,210
48	Tues.	01-28-75	Chicago	Cleveland	125	97	27-21	5,210
49	Fri.	01-31-75	Chicago	Golden State	127	103	28-21	13,208
50	Sun.	02-02-75	Chicago	Washington	97	80	29-21	10,885
51	Tues.	02-04-75	Chicago	Portland	102	90	30-21	8,014
52	Fri.	02-07-75	Chicago	Detroit	95	83	31-21	18,836*
53	Sun.	02-09-75	Philadelphia	Philadelphia	97	109	31-22	6,370
54	Tues.	02-11-75	Chicago	New York	101	84	32-22	12,317
55	Wed.	02-12-75	Detroit	Detroit	103	93	33-22	10,706
56	Fri.	02-14-75	Chicago	Golden State	105	87	34-22	10,126
57	Sun.	02-16-75	Chicago	Buffalo	114	109	35-22	15,972
58	Tues.	02-18-75	Chicago	Los Angeles	128	105	36-22	10,214
59	Fri.	02-21-75	Chicago	Milwaukee	96	85	37-22	19,549*
60	Tues.	02-25-75	New Orleans	New Orleans	120	105	38-22	7,024
61	Thur.	02-27-75	Atlanta	Atlanta	111	91	39-22	3,563
62	Fri.	02-28-75	Houston	Houston	87	102	39-23	8,475
63	Sat.	03-01-75	Detroit	Detroit	94	95	39-24	10,666
64	Tues.	03-04-75	Oakland	Golden State	102	117	39-25	9,079
65	Thur.	03-06-75	Phoenix	Phoenix	65	88	39-26	7,683
66	Fri.	03-07-75	Los Angeles	Los Angeles	89	87	40-26	11,116
67	Sat.	03-08-75	Portland	Portland	82	88	40-27	11,744
68	Tues.	03-11-75	Chicago	Boston (OT)	115	121	40-28	19,121*
69	Fri.	03-14-75	Chicago	Detroit	97	94	41-28	14,377
70	Sun.	03-16-75	Chicago	Milwaukee	90	103	41-29	18,222*
71	Tues.	03-18-75	Chicago	Philadelphia	111	96	42-29	8,741
72	Thur.	03-20-75	Cleveland	Cleveland	83	87	42-30	7,491
73	Fri.	03-21-75	Chicago	KC-Omaha	104	98	43-30	14,792
74	Sun.	03-23-75	Kansas City	KC-Omaha	101	103	43-31	16,805
75	Tues.	03-25-75	Chicago	Houston	112	94	44-31	9,863
76	Thur.	03-27-75	Chicago	Cleveland	83	86	44-32	10,031
77	Fri.	03-28-75	Boston	Boston	92	97	44-33	15,320
78	Sun.	03-30-75	Washington	Washington	82	94	44-34	10,149
79	Tues.	04-01-75	Buffalo	Buffalo	98	93	45-34	12,888
80	Wed.	04-02-75	Detroit	Detroit	89	97	45-35	9,336
81	Fri.	04-04-75	Chicago	New Orleans	111	87	46-35	11,312
82	Sun.	04-06-75	Milwaukee	Milwaukee	112	100	47-35	10,938



**LEFT TO RIGHT:** (front row): Assistant Coach Ed Badger, Rowland Garrett, Jerry Sloan, Bob Wilson, Norm Van Lier, Leon Benbow, Matt Guokas, Head Coach Dick Motta. (back row): Trainer Bob Biel, Bob Love, Cliff Pondexter, Mickey Johnson, Nate Thurmond, Tom Boerwinkle, John Block, Chet Walker, Business Manager Johnny "Red" Kerr.

**DRAFT:** First round, Maurice Lucas (Marquette) and Cliff Pondexter (Long Beach State); second round, Leon Benbow (Jacksonville).

**RECORD: 47-35 (FIRST PLACE)**

**REGULAR SEASON:** Van Lier and Love held out in attempts to renegotiate existing contracts ... eventually rejoined club missing 11 and 20 games, respectively ... Mickey Johnson joined club ... picked up Nate Thurmond from Golden State for Clifford Ray, a number one draft pick and cash ... Thurmond blocked team-record 12 shots in his incredible Chicago debut as Bulls beat Atlanta 120-115 in season opener (10/18/74) ... average attendance 10,074 ... led NBA defensively, yielding an average of 95.0 points per game ... Bulls won a then team-record 12 straight home games (01/24/75 through 02/21/75).

**PLAYOFFS:** Defeated Kansas City in six games (4-2) ... defeated by eventual NBA Champion Golden State in Western Conference Finals 4-3.

**HONORS:** Sloan named to All-Defensive First Team ... Love led team in scoring (22.1) ... Thurmond led team in rebounding (11.3).

# 1975-1976 CHICAGO BULLS



MEDIA COMMUNITY HISTORY PLAYOFFS RECORDS 2011-12 SEASON OPPONENTS THE NBA PLAYERS BALL OPS. FRONT OFFICE

GAME	DAY	DATE	PLACE	TEAM	BULLS	OPP.	W-L	ATTEN.
1	Fri.	10-24-75	Chicago	Philadelphia	103	110	0-1	8,949
2	Sat.	10-25-75	Milwaukee	Milwaukee	91	87	1-1	10,938
3	Tues.	10-28-75	Chicago	Seattle	101	90	2-1	5,115
4	Thur.	10-30-75	Cleveland	Cleveland	91	108	2-2	8,637
5	Sat.	11-01-75	Chicago	Boston	84	82	3-2	11,855
6	Tues.	11-04-75	Chicago	Phoenix	80	96	3-3	5,216
7	Wed.	11-05-75	Philadelphia	Philadelphia	82	115	3-4	8,575
8	Fri.	11-07-75	Chicago	Detroit	122	124	3-5	8,503
9	Thur.	11-13-75	Oakland	Golden State	87	98	3-6	8,585
10	Fri.	11-14-75	Portland	Portland	89	93	3-7	11,669
11	Sun.	11-16-75	Los Angeles	Los Angeles	93	110	3-8	12,218
12	Wed.	11-19-75	Seattle	Seattle	87	97	3-9	13,114
13	Fri.	11-21-75	Omaha, Neb.	KC-Omaha	98	107	3-10	5,842
14	Tues.	11-25-75	Chicago	Cleveland	94	98	3-11	4,815
15	Fri.	11-28-75	Chicago	Milwaukee	89	69	4-11	7,575
16	Sat.	11-29-75	Milwaukee	Milwaukee	85	88	4-12	10,938
17	Tues.	12-02-75	Chicago	Houston	77	91	4-13	5,122
18	Wed.	12-03-75	Boston	Boston	109	106	5-13	8,326
19	Sat.	12-06-75	Chicago	Portland	77	90	5-14	7,113
20	Sun.	12-07-75	Phoenix	Phoenix	97	114	5-15	4,383
21	Wed.	12-10-75	Seattle	Seattle	79	99	5-16	12,471
22	Fri.	12-12-75	Kansas City	KC-Omaha	99	109	5-17	7,138
23	Sat.	12-13-75	Chicago	Buffalo	101	103	5-18	6,519
24	Tues.	12-16-75	Chicago	Golden State	87	91	5-19	6,673
25	Fri.	12-19-75	Chicago	Los Angeles	104	91	6-19	7,521
26	Sat.	12-20-75	New York	New York	89	96	6-20	14,387
27	Sun.	12-21-75	Atlanta	Atlanta (OT)	97	90	7-20	4,452
28	Tues.	12-23-75	Houston	Houston	94	103	7-21	6,150
29	Fri.	12-26-75	Detroit	Detroit	87	101	7-22	6,547
30	Sat.	12-27-75	Chicago	Detroit	112	99	8-22	6,143
31	Mon.	12-29-75	Chicago	New York	93	94	8-23	5,527
32	Tues.	12-30-75	Washington	Washington	81	96	8-24	7,068
33	Fri.	01-02-76	Chicago	Washington (OT)	99	107	8-25	7,068
34	Mon.	01-05-76	Chicago	Houston	98	97	9-25	4,217
35	Tues.	01-06-76	Chicago	New Orleans	98	104	9-26	4,023
36	Fri.	01-09-76	Buffalo	Buffalo	107	100	10-26	8,103
37	Sat.	01-10-76	Chicago	KC-Omaha	111	84	11-26	5,791
38	Tues.	01-13-76	Chicago	Los Angeles	102	104	11-27	6,634
39	Fri.	01-16-76	Chicago	Buffalo	104	110	11-28	6,215
40	Sat.	01-17-76	Chicago	Boston	92	94	11-29	11,079
41	Tues.	01-20-76	Chicago	Atlanta	86	100	11-30	4,346
42	Wed.	01-21-76	New Orleans	New Orleans	102	93	12-30	19,223
43	Sun.	01-25-76	Kansas City	KC-Omaha	110	118	12-31	6,857
44	Tues.	01-27-76	Chicago	Golden State	110	103	13-31	7,576
45	Wed.	01-28-76	Detroit	Detroit	87	84	14-31	3,682
46	Fri.	01-30-76	Chicago	Cleveland	89	91	14-32	7,729
47	Sat.	01-31-76	Chicago	KC-Omaha	96	104	14-33	6,215
48	Sun.	02-01-76	Atlanta	Atlanta	80	84	14-34	3,458
49	Fri.	02-06-76	Chicago	Los Angeles	112	106	15-34	7,946
50	Sat.	02-07-76	Houston	Houston	87	89	15-35	5,037
51	Sun.	02-08-76	New Orleans	New Orleans	96	92	16-35	24,382
52	Tues.	02-10-76	Chicago	Philadelphia	84	85	16-36	7,623
53	Thur.	02-12-76	Cleveland	Cleveland	83	86	16-37	9,476
54	Sat.	02-14-76	Chicago	Milwaukee	89	95	16-38	6,023
55	Tues.	02-17-76	Chicago	Phoenix (OT)	114	111	17-38	4,313
56	Fri.	02-20-76	Chicago	Portland	130	74	18-38	6,121
57	Sun.	02-22-76	Milwaukee	Milwaukee	112	115	18-39	10,938
58	Tues.	02-24-76	Chicago	Washington	83	92	18-40	7,166
59	Sat.	02-28-76	New York	New York	85	93	18-41	14,987
60	Tues.	03-02-76	Portland	Portland	105	116	18-42	8,207
61	Thur.	03-04-76	Oakland	Golden State	110	124	18-43	11,430
62	Fri.	03-05-76	Phoenix	Phoenix	97	99	18-44	5,346
63	Sun.	03-07-76	Los Angeles	Los Angeles	91	88	19-44	10,568
64	Tues.	03-09-76	Chicago	Seattle	102	101	20-44	4,614
65	Fri.	03-12-76	Chicago	KC-Omaha	73	95	20-45	5,019
66	Sat.	03-13-76	Chicago	New Orleans	111	117	20-46	6,821
67	Tues.	03-16-76	Chicago	Phoenix	120	87	21-46	3,392
68	Wed.	03-17-76	Philadelphia	Philadelphia	101	108	21-47	12,892
69	Fri.	03-19-76	Chicago	Atlanta	108	101	22-47	7,256
70	Sun.	03-21-76	Kansas City	KC-Omaha	101	112	22-48	10,608
71	Tues.	03-23-76	Buffalo	Buffalo	109	122	22-49	10,608
72	Wed.	03-24-76	Boston	Boston	87	94	22-50	10,005
73	Fri.	03-26-76	Chicago	Detroit	77	85	22-51	4,516
74	Sat.	03-27-76	Washington	Washington	84	99	22-52	9,751
75	Tues.	03-30-76	Chicago	Golden State	84	94	22-53	6,115
76	Wed.	03-31-76	Detroit	Detroit	96	102	22-54	3,839
77	Fri.	04-02-76	Chicago	New York	95	110	22-55	6,227
78	Sat.	04-03-76	Chicago	Detroit (OT)	97	93	23-55	4,161
79	Mon.	04-05-76	Chicago	Milwaukee	97	102	23-56	5,678
80	Wed.	04-07-76	Seattle	Seattle	114	115	23-57	14,096
81	Fri.	04-09-76	Portland	Portland	88	100	23-58	9,661
82	Sun.	04-11-76	Milwaukee	Milwaukee	111	77	24-58	9,275



**LEFT TO RIGHT:** (front row): Bob Love, Eric Fernsten, Steve Patterson, Tom Boerwinkle, John Block, Mickey Johnson, Jack Marin, Cliff Pondexter. (back row): Head Coach Dick Motta, Assistant Coach Ed Badger, Norm Van Lier, John Laskowski, Jerry Sloan, Bobby Wilson, Leon Benbow, Doug Atkinson.

**DRAFT:** Second round, Steve Green (Indiana) and John Laskowski (Indiana).

**RECORD: 24-58 (FOURTH PLACE)**

**REGULAR SEASON:** Lowest win total to date in club's history with 24 wins ... failed to make playoffs for only second time in nine-year history (other time was in 1969) ... Motta resigned ... during season acquired Jack Marin ... traded Nate Thurmond ... led NBA defensively, yielding an average of 98.0 points per game ... Mickey Johnson hit a then team-record 14 consecutive points vs. Washington (02/24/76) ... beat New Orleans 96-92 in front of then-top NBA crowd ever at Super Dome (24,382 on 02/08/76) ... Bulls defeated Portland by 56 points for biggest win margin in Bulls history 130-74 (02/20/76).

**PLAYOFFS:** Failed to qualify.

**HONORS:** Van Lier named to NBA West All-Star Team and All-Defensive First Team ... Love led team in scoring for seventh consecutive season (19.1) ... Boerwinkle led team in rebounding (10.7).

# 1976-1977 CHICAGO BULLS ★ ★ ★ ★



MEDIA COMMUNITY HISTORY PLAYOFFS RECORDS 2011-12 SEASON OPPONENTS THE NBA PLAYERS BALL OPS. FRONT OFFICE

GAME	DAY	DATE	PLACE	TEAM	BULLS	OPP.	W-L	ATTEN.
1	Fri.	10-22-76	Cleveland	Cleveland	95	106	0-1	19,783
2	Sat.	10-23-76	Chicago	Indiana	102	97	1-1	10,136
3	Tues.	10-26-76	Chicago	Milwaukee	90	88	2-1	7,106
4	Fri.	10-29-76	Chicago	Phoenix	82	95	2-2	9,318
5	Sat.	10-30-76	Milwaukee	Milwaukee	74	102	2-3	10,938
6	Thur.	11-04-76	Atlanta	Atlanta	87	97	2-4	4,559
7	Fri.	11-05-76	Chicago	Denver	85	99	2-5	13,543
8	Tues.	11-09-76	Chicago	Houston	92	111	2-6	5,582
9	Wed.	11-10-76	Philadelphia	Philadelphia	88	103	2-7	13,847
10	Sat.	11-13-76	Chicago	Detroit	103	106	2-8	8,394
11	Sun.	11-21-76	Phoenix	Phoenix	96	101	2-9	7,599
12	Wed.	11-24-76	Portland	Portland (OT)	115	117	2-10	11,832
13	Fri.	11-26-76	Seattle	Seattle	97	101	2-11	14,098
14	Sun.	11-28-76	Los Angeles	Los Angeles	84	103	2-12	9,890
15	Tues.	11-30-76	Chicago	Golden State	120	125	2-13	8,126
16	Fri.	12-03-76	Boston	Boston (OT)	109	115	2-14	11,173
17	Sat.	12-04-76	Chicago	New Orleans	107	99	3-14	9,214
18	Tues.	12-07-76	Chicago	Los Angeles	89	81	4-14	8,533
19	Wed.	12-08-76	Detroit	Detroit	100	107	4-15	4,715
20	Fri.	12-10-76	New Orleans	New Orleans	92	78	5-15	10,054
21	Sat.	12-11-76	Chicago	Boston	84	76	6-15	11,855
22	Tues.	12-14-76	Chicago	Philadelphia	101	88	7-15	19,690*
23	Fri.	12-17-76	Chicago	San Antonio	103	101	8-15	7,148
24	Sat.	12-18-76	Denver	Denver	106	111	8-16	17,301
25	Tues.	12-21-76	Chicago	Seattle (2 OT)	103	101	9-16	8,150
26	Thur.	12-23-76	Chicago	Atlanta	101	95	10-16	6,521
27	Sat.	12-25-76	Kansas City	KC-Omaha	96	91	11-16	9,576
28	Tues.	12-28-76	Chicago	Portland	79	84	11-17	19,889*
29	Thur.	12-30-76	Oakland	Golden State	106	124	11-18	12,586
30	Sat.	01-01-77	Portland	Portland	82	89	11-19	11,548
31	Sun.	01-02-77	Seattle	Seattle	79	83	11-20	14,098
32	Tues.	01-04-77	Chicago	New York Nets	88	80	12-20	5,286
33	Wed.	01-05-77	Indianapolis	Indiana	94	109	12-21	9,696
34	Fri.	01-07-77	Chicago	New York Knicks	108	88	13-21	17,177
35	Sat.	01-08-77	Denver	Denver	99	119	13-22	17,111
36	Tues.	01-11-77	Chicago	Phoenix	93	90	14-22	6,446
37	Wed.	01-12-77	Washington	Washington	99	85	15-22	6,971
38	Fri.	01-14-77	Chicago	Washington	89	94	15-23	10,653
39	Sat.	01-15-77	Chicago	Milwaukee	96	93	16-23	7,723
40	Sun.	01-16-77	Milwaukee	Milwaukee	102	83	17-23	9,690
41	Tues.	01-18-77	Houston	Houston	85	103	17-24	5,451
42	Wed.	01-19-77	San Antonio	San Antonio	107	115	17-25	7,568
43	Fri.	01-21-77	Chicago	Buffalo	110	89	18-25	7,828
44	Sun.	01-23-77	New York	New York Nets	86	95	18-26	5,508
45	Tues.	01-25-77	New York	New York Knicks	91	108	18-27	14,694
46	Wed.	01-26-77	Chicago	Cleveland	106	93	19-27	9,047
47	Fri.	01-28-77	Kansas City	KC-Omaha	94	105	19-28	6,329
48	Sat.	01-29-77	Chicago	Detroit	109	101	20-28	8,425
49	Tues.	02-01-77	Chicago	KC-Omaha	86	97	20-29	5,723
50	Thur.	02-03-77	San Antonio	San Antonio	107	98	21-29	7,839
51	Sat.	02-05-77	Atlanta	Atlanta	96	99	21-30	7,528
52	Sun.	02-06-77	Indianapolis	Indiana	99	111	21-31	13,784
53	Tues.	02-08-77	Chicago	San Antonio	111	89	22-31	5,193
54	Wed.	02-09-77	Houston	Houston	103	108	22-32	4,123
55	Fri.	02-11-77	Chicago	New Orleans	110	92	23-32	10,224
56	Tues.	02-15-77	Chicago	New York Nets	114	106	24-32	5,116
57	Wed.	02-16-77	New York	New York Knicks	103	123	24-33	14,565
58	Fri.	02-18-77	Chicago	Portland	87	90	24-34	9,214
59	Tues.	02-22-77	Chicago	Golden State	118	102	25-34	8,137
60	Fri.	02-25-77	Chicago	Atlanta	96	87	26-34	8,792
61	Sat.	02-26-77	Cleveland	Cleveland	104	98	27-34	17,774
62	Tues.	03-01-77	Chicago	Indiana	102	85	28-34	7,183
63	Wed.	03-02-77	Phoenix	Phoenix (OT)	108	104	29-34	8,828
64	Fri.	03-04-77	Los Angeles	Los Angeles	114	99	30-34	10,357
65	Sun.	03-06-77	Oakland	Golden State	94	86	31-34	11,126
66	Fri.	03-11-77	Buffalo	Buffalo	90	95	31-35	7,473
67	Sun.	03-13-77	Philadelphia	Philadelphia	106	102	32-35	13,642
68	Tues.	03-15-77	Chicago	Boston	107	96	33-35	17,397*
69	Wed.	03-16-77	Detroit	Detroit	104	97	34-35	5,944
70	Fri.	03-18-77	Chicago	KC-Omaha	114	112	35-35	18,129*
71	Sat.	03-19-77	Chicago	Seattle	104	92	36-35	18,674*
72	Tues.	03-22-77	Chicago	Los Angeles	102	86	37-35	21,046*
73	Fri.	03-25-77	Chicago	New York Knicks	105	87	38-35	17,844*
74	Sun.	03-27-77	Chicago	Cleveland	95	90	39-35	19,757*
75	Tues.	03-29-77	Chicago	Philadelphia	113	119	39-36	20,578*
76	Wed.	03-30-77	Hartford, Conn.	Boston	88	90	39-37	11,089
77	Fri.	04-01-77	Chicago	Denver	107	97	40-37	20,231*
78	Sun.	04-03-77	New Orleans	New Orleans	101	82	41-37	7,114
79	Tues.	04-05-77	Chicago	Buffalo	91	89	42-37	15,976
80	Wed.	04-06-77	Washington	Washington	96	97	42-38	14,259
81	Fri.	04-08-77	Chicago	Houston	113	109	43-38	21,652*
82	Sun.	04-10-77	Buffalo	Buffalo	120	99	44-38	3,534



**LEFT TO RIGHT:** (front row): John Mengelt, Wilbur Holland, Assistant Coach Gene Tormohlen, Managing Partner Jonathan Kovler, Chairman of Executive Committee Arthur M. Wirtz, Head Coach Ed Badger, Trainer Doug Atkinson, Tom Kropp. (back row): John Laskowski, Scott May, Phil Hicks, Mickey Johnson, Artis Gilmore, Tom Boerwinkle, Cliff Pondexter, Jack Marin, Keith Starr, (Inset) Capt. Norm Van Lier.

**DRAFT:** First round, Scott May (Indiana); second round, Willie Smith (Missouri) ... acquired Artis Gilmore for \$1 million in ABA dispersal draft.

**RECORD: 44-38 (SECOND PLACE)**

**REGULAR SEASON:** Ed Badger named Head Coach ... May and Marin missed beginning of season due to injuries ... suffered a club-record 13-game losing streak (10/29/76 to 12/03/76) ... acquired Mengelt from Detroit for cash ... average attendance 11,625 ... nicknamed "Miracle on Madison Street" as Bulls won 20 of final 24 games ... during stretch from 02/18/77 through 04/10/77, Bulls sold out Stadium nine of last 10 games ... defeated L.A. Lakers 102-86 before largest Stadium crowd in Bulls history (21,046 on 03/22/77) ... led NBA defensively for third straight year, yielding an average of 98.0 points per game.

**PLAYOFFS:** Eliminated 2-1 by eventual NBA Champion Portland Trail Blazers.

**HONORS:** May named to All-Rookie Team ... Van Lier picked to NBA West All-Star Team ... Gilmore led team in scoring (18.6) and rebounding (13.0).



GAME	DAY	DATE	PLACE	TEAM	BULLS	OPP.	W-L	ATTEN.
1	Tues.	10-18-77	Cleveland	Cleveland	91	88	1-0	15,192
2	Wed.	10-19-77	Houston	Houston	107	103	2-0	8,420
3	Fri.	10-21-77	Chicago	Indiana	122	119	3-0	14,082
4	Sat.	10-22-77	Milwaukee	Milwaukee	95	113	3-1	10,938
5	Tues.	10-25-77	Chicago	Golden State	98	105	3-2	13,132
6	Sat.	10-29-77	Chicago	Seattle	101	97	4-2	12,871
7	Tues.	11-01-77	New Orleans	New Orleans	88	99	4-3	10,689
8	Wed.	11-02-77	Philadelphia	Philadelphia	103	102	5-3	12,010
9	Fri.	11-04-77	Chicago	Buffalo	100	92	5-4	10,214
10	Sat.	11-05-77	Chicago	Phoenix	111	94	6-4	13,424
11	Tues.	11-08-77	Chicago	Houston	117	104	7-4	12,417
12	Fri.	11-11-77	New Jersey	New Jersey	89	91	7-5	4,953
13	Sat.	11-12-77	Buffalo	Buffalo	103	106	7-6	6,178
14	Fri.	11-18-77	Phoenix	Phoenix	101	103	7-7	12,543
15	Sun.	11-20-77	Los Angeles	Los Angeles	102	80	8-7	10,258
16	Wed.	11-23-77	Portland	Portland	111	116	8-8	12,666
17	Fri.	11-25-77	Seattle	Seattle	106	89	9-8	9,384
18	Tues.	11-29-77	Chicago	New Orleans	95	87	10-8	13,286
19	Wed.	11-30-77	Boston	Boston	92	98	10-9	8,169
20	Fri.	12-02-77	Indianapolis	Indiana	107	102	11-9	12,004
21	Sat.	12-03-77	Chicago	Cleveland	111	97	12-9	14,928
22	Tues.	12-06-77	Chicago	Washington	116	108	13-9	10,093
23	Thur.	12-08-77	Chicago	New Jersey	104	78	14-9	7,547
24	Sat.	12-10-77	Chicago	San Antonio	121	119	15-9	15,483
25	Tues.	12-13-77	Chicago	Denver	99	96	16-9	15,211
26	Wed.	12-14-77	San Antonio	San Antonio	108	116	16-10	8,447
27	Fri.	12-16-77	Chicago	Philadelphia	115	110	17-10	19,998*
28	Sat.	12-17-77	New York	New York	103	112	17-11	14,079
29	Tues.	12-20-77	Chicago	Atlanta	94	86	18-11	7,784
30	Thur.	12-22-77	Chicago	KC-Omaha	110	113	18-12	7,590
31	Fri.	12-23-77	Chicago	Detroit	107	108	18-13	11,578
32	Tues.	12-27-77	Chicago	Portland	115	106	19-13	19,999*
33	Wed.	12-28-77	Philadelphia	Philadelphia (OT)	125	129	19-14	18,276
34	Fri.	12-30-77	Chicago	Boston	102	97	20-14	18,124*
35	Sun.	01-01-78	Seattle	Seattle	96	114	20-15	11,419
36	Tues.	01-03-78	Portland	Portland	90	92	20-16	12,666
37	Wed.	01-04-78	Oakland	Golden State	94	115	20-17	9,757
38	Fri.	01-06-78	Chicago	New York	97	99	20-18	12,619
39	Sun.	01-08-78	Denver	Denver	104	109	20-19	16,422
40	Tues.	01-10-78	Chicago	Los Angeles	110	106	21-19	16,843
41	Fri.	01-13-78	Chicago	Milwaukee	128	111	22-19	15,524
42	Sun.	01-15-78	Detroit	Detroit	107	101	23-19	4,945
43	Tues.	01-17-78	Chicago	Indiana	105	104	24-19	8,619
44	Thur.	01-19-78	Louisville, Ky.	Atlanta	105	95	25-19	2,219
45	Sun.	01-22-78	Milwaukee	Milwaukee	90	112	25-20	10,938
46	Tues.	01-24-78	Chicago	Denver	131	114	26-20	15,538
47	Thur.	01-26-78	Washington	Washington	107	135	26-21	7,442
48	Sat.	01-28-78	New York	New York	96	108	26-22	18,263
49	Tues.	01-31-78	Chicago	Atlanta (OT)	106	103	27-22	12,239
50	Wed.	02-01-78	New Orleans	New Orleans	111	117	27-23	10,214
51	Fri.	02-03-78	Chicago	San Antonio	110	107	28-23	14,119
52	Tues.	02-07-78	Chicago	Philadelphia	108	106	29-23	19,593*
53	Wed.	02-08-78	Houston	Houston	101	105	29-24	8,485
54	Fri.	02-10-78	Chicago	KC-Omaha	93	106	29-25	8,460
55	Sat.	02-11-78	Chicago	KC-Omaha	90	95	29-26	12,209
56	Sun.	02-12-78	Indianapolis	Indiana	94	111	29-27	11,867
57	Tues.	02-14-78	Chicago	New Orleans	102	95	30-27	10,106
58	Fri.	02-17-78	Chicago	Seattle	98	106	30-28	17,211
59	Sat.	02-18-78	San Antonio	San Antonio	103	124	30-29	9,000
60	Mon.	02-20-78	Chicago	Cleveland	106	95	31-29	9,479
61	Tues.	02-21-78	Chicago	Los Angeles	104	106	31-30	13,374
62	Fri.	02-24-78	Chicago	Milwaukee (OT)	109	112	31-31	16,254
63	Sun.	02-26-78	Chicago	Portland	99	100	31-32	18,751*
64	Tues.	02-28-78	Chicago	Phoenix	126	115	32-32	14,713
65	Sun.	03-05-78	Oakland	Golden State	96	95	33-32	10,849
66	Thur.	03-09-78	Phoenix	Phoenix	103	112	33-33	11,748
67	Fri.	03-10-78	Los Angeles	Los Angeles	109	115	33-34	13,594
68	Sun.	03-12-78	Denver	Denver	95	98	33-35	17,053
69	Tues.	03-14-78	Chicago	Golden State	96	103	33-36	10,332
70	Thur.	03-16-78	Chicago	Washington	111	107	34-36	11,972
71	Fri.	03-17-78	Chicago	New York	129	117	35-36	17,424*
72	Sun.	03-19-78	Detroit	Detroit	92	112	35-37	4,546
73	Tues.	03-21-78	Chicago	Houston	101	99	36-37	9,817
74	Wed.	03-22-78	New Jersey	New Jersey	99	105	36-38	4,160
75	Fri.	03-24-78	Boston	Boston	97	96	37-38	13,659
76	Sun.	03-26-78	Cleveland	Cleveland	78	95	37-39	9,086
77	Tues.	03-28-78	Chicago	KC-Omaha	105	128	37-40	9,186
78	Fri.	03-31-78	Chicago	Detroit	117	107	38-40	8,821
79	Sat.	04-01-78	Buffalo	Buffalo	110	102	39-40	4,486
80	Tues.	04-04-78	Chicago	Boston	116	104	40-40	11,732
81	Fri.	04-07-78	Chicago	Buffalo	103	113	40-41	12,153
82	Sun.	04-09-78	Atlanta	Atlanta	85	99	40-42	5,213

\* home sellout





**LEFT TO RIGHT:** (front row): Tate Armstrong, Wilbur Holland, Trainer Doug Atkinson, Managing Partner Jonathan Kovler, Chairman of Executive Committee Arthur M. Wirtz, Head Coach Ed Badger, Assistant Coach Jerry Sloan, Co-Capt. Norm Van Lier, John Mengelt. (back row): Steve Sheppard, Scott May, Mark Landsberger, Jim Ard, Co-Capt. Artis Gilmore, Tom Boerwinkle, Cliff Pondexter, Mickey Johnson, Nick Weatherspoon.

**DRAFT:** First round, Tate Armstrong (Duke); second round, Mike Glenn (Southern Illinois), Steve Sheppard (Maryland) and Mark Landsberger (Arizona State).

**RECORD: 40-42 (THIRD PLACE)**

**REGULAR SEASON:** Second season under Head Coach Ed Badger ... biggest home opener in club's history (14,082) watched Bulls defeat Indiana 122-119 ... average attendance soared to record (13,386 average) ... a then team-record 19 straight points (19-0) vs. New Jersey in 104-78 win (12/08/77) ... at All-Star break Bulls owned 29-23 record (seventh best overall) ... May missed final 23 games of the season recovering from left knee surgery.

**PLAYOFFS:** Failed to qualify.

**HONORS:** Gilmore selected to NBA West All-Star Team ... Gilmore led club in scoring (22.9) and rebounding (13.1).

# 1978-1979 CHICAGO BULLS ★ ★ ★ ★



GAME	DAY	DATE	PLACE	TEAM	BULLS	OPP.	W-L	ATTEN.
1	Fri.	10-13-78	Seattle	Seattle	86	104	0-1	15,219
2	Sun.	10-15-78	Portland	Portland	108	97	1-1	12,666
3	Tues.	10-17-78	San Diego	San Diego	94	99	1-2	4,944
4	Fri.	10-20-78	Chicago	San Diego	94	110	1-3	12,412
5	Sat.	10-21-78	Cleveland	Cleveland	104	113	1-4	11,030
6	Tues.	10-24-78	Chicago	Kansas City	117	123	1-5	7,263
7	Fri.	10-27-78	Chicago	Phoenix (OT)	110	115	1-6	7,807
8	Sat.	10-28-78	Atlanta	Atlanta	92	116	1-7	7,012
9	Tues.	10-31-78	New Orleans	New Orleans	92	97	1-8	6,254
10	Wed.	11-01-78	Boston	Boston	112	118	1-9	8,014
11	Fri.	11-03-78	Chicago	Detroit	93	99	1-10	7,963
12	Sat.	11-04-78	Chicago	Indiana	97	84	2-10	7,106
13	Tues.	11-07-78	Chicago	Los Angeles	111	112	2-11	11,978
14	Fri.	11-10-78	Detroit	Detroit	101	115	2-12	9,378
15	Sat.	11-11-78	Chicago	New Jersey	112	125	2-13	9,126
16	Wed.	11-15-78	Houston	Houston	117	103	3-13	8,302
17	Fri.	11-17-73	Oakland	Golden State	100	89	4-13	9,332
18	Sun.	11-19-78	Los Angeles	Los Angeles	95	104	4-14	11,555
19	Wed.	11-22-78	Seattle	Seattle	96	98	4-15	13,253
20	Fri.	11-24-78	Portland	Portland	100	99	5-15	12,666
21	Sun.	11-26-78	Phoenix	Phoenix	109	125	5-16	10,921
22	Tues.	11-28-78	Chicago	Phoenix	124	112	6-16	7,826
23	Sat.	12-02-78	Chicago	Houston	105	91	7-16	10,689
24	Tues.	12-05-78	Chicago	Philadelphia	96	91	8-16	18,637*
25	Fri.	12-08-78	Chicago	Portland	100	99	9-16	10,017
26	Sat.	12-09-78	New York	New York	101	96	10-16	13,512
27	Tues.	12-12-78	Chicago	Golden State	99	94	11-16	8,837
28	Fri.	12-15-78	Chicago	New York	94	116	11-17	10,436
29	Sat.	12-16-78	Chicago	Cleveland	108	100	12-17	8,783
30	Sun.	12-17-78	Milwaukee	Milwaukee	101	117	12-18	10,901
31	Tues.	12-19-78	Chicago	Atlanta	101	95	13-18	7,735
32	Wed.	12-20-78	San Antonio	San Antonio	102	131	13-19	9,511
33	Fri.	12-22-78	Chicago	San Antonio	92	103	13-20	10,735
34	Tues.	12-26-78	San Diego	San Diego	109	115	13-21	8,582
35	Thur.	12-28-78	Denver	Denver	111	107	14-21	14,614
36	Fri.	12-29-78	Chicago	Denver	123	117	15-21	16,587
37	Tues.	01-02-79	Washington	Washington	86	109	15-22	7,578
38	Wed.	01-03-79	Philadelphia	Philadelphia	98	111	15-23	8,629
39	Fri.	01-05-79	Chicago	Milwaukee	124	119	16-23	11,625
40	Tues.	01-09-79	Chicago	Golden State	101	103	16-24	7,123
41	Wed.	01-10-79	New Jersey	New Jersey	120	116	17-24	3,075
42	Fri.	01-12-79	Chicago	Atlanta	93	100	17-25	9,124
43	Sun.	01-14-79	Milwaukee	Milwaukee	99	104	17-26	10,938
44	Fri.	01-19-79	Chicago	Washington	102	113	17-27	8,526
45	Sat.	01-20-79	Chicago	Seattle	101	107	17-28	8,945
46	Sun.	01-21-79	Cleveland	Cleveland	93	94	17-29	7,603
47	Tues.	01-23-79	Chicago	Boston	100	90	18-29	6,347
48	Fri.	01-26-79	Chicago	San Diego	91	107	18-30	8,523
49	Sun.	01-28-79	Denver	Denver	87	98	18-31	14,165
50	Tues.	01-30-79	Chicago	San Antonio (OT)	108	112	18-32	7,589
51	Thur.	02-01-79	Chicago	Philadelphia	105	128	18-33	12,892
52	Fri.	02-02-79	Chicago	New Orleans	116	110	19-33	7,216
53	Tues.	02-06-79	Chicago	Indiana	110	107	20-33	6,391
54	Fri.	02-09-79	Chicago	Kansas City	111	124	20-34	10,972
55	Sun.	02-11-79	Indianapolis	Indiana	108	110	20-35	10,448
56	Tues.	02-13-79	Chicago	Denver	94	104	20-36	7,463
57	Fri.	02-16-79	Chicago	New York	107	104	21-36	7,141
58	Sun.	02-18-79	Chicago	Kansas City	107	130	21-37	14,193
59	Tues.	02-20-79	Chicago	Portland	99	97	22-37	7,051
60	Fri.	02-23-79	Chicago	New Orleans	102	111	22-38	6,130
61	Sun.	02-25-79	Chicago	Cleveland	108	117	22-39	6,724
62	Tues.	02-27-79	Chicago	Detroit	124	117	23-39	7,727
63	Wed.	02-28-79	Washington	Washington	113	124	23-40	10,839
64	Sat.	03-03-79	Atlanta	Atlanta	101	119	23-41	12,671
65	Thur.	03-08-79	Phoenix	Phoenix	117	132	23-42	10,126
66	Fri.	03-09-79	Los Angeles	Los Angeles	102	92	24-42	10,950
67	Sun.	03-11-79	Oakland	Golden State	109	107	25-42	10,218
68	Tues.	03-13-79	Chicago	New Jersey	105	102	26-42	6,276
69	Fri.	03-16-79	Houston	Houston	118	124	26-43	9,574
70	Sat.	03-17-79	Chicago	Seattle	88	106	26-44	8,974
71	Sun.	03-18-79	Kansas City	Kansas City	103	114	26-45	9,298
72	Wed.	03-21-79	Indianapolis	Indiana	105	114	26-46	8,558
73	Fri.	03-23-79	Chicago	New Orleans	116	99	27-46	9,427
74	Sat.	03-24-79	New York	New York (2 OT)	148	143	28-46	11,256
75	Sun.	03-25-79	New Jersey	New Jersey	88	99	28-47	4,305
76	Tues.	03-27-79	Chicago	Houston	116	122	28-48	6,320
77	Wed.	03-28-79	Philadelphia	Philadelphia	96	112	28-49	8,510
78	Fri.	03-30-79	Boston	Boston	121	105	29-49	9,151
79	Sat.	03-31-79	Chicago	Milwaukee	99	108	29-50	6,977
80	Tues.	04-03-79	Chicago	Los Angeles	95	97	29-51	8,120
81	Fri.	04-06-79	Chicago	Washington	128	114	30-51	7,558
82	Sun.	04-08-79	Detroit	Detroit	117	107	31-51	13,179

\* home sellout



**LEFT TO RIGHT:** (front row): Wilbur Holland, Assistant Coach Gene Tormohlen, General Manager Rod Thorn, Head Coach Scotty Robertson, Managing Partner Jonathan Kovler, Trainer Doug Atkinson, Tate Armstrong, (back row): Ollie Johnson, Reggie Theus, John Brown, Mickey Johnson, Artis Gilmore, Scott Lloyd, Mark Landsberger, Scott May, John Mengelt.

**DRAFT:** First round, Reggie Theus (UNLV); second round, Marvin Johnson (New Mexico).

**RECORD: 31-51 (FIFTH PLACE)**

**REGULAR SEASON:** Opening day lineup: forwards Mickey Johnson and Mark Landsberger, center Artis Gilmore, guards Wilbur Holland and Reggie Theus ... Tom Boerwinkle unsuccessful in comeback from knee surgery ... Landsberger grabbed team-record 15 offensive rebounds vs. Detroit (11/10/78) ... New Jersey and Bulls set Stadium record for free throws (83) and attempts (104) on 11/11/78 ... defeated Houston 105-91 at Stadium in shortest game ever (1:42) on 12/02/78 ... Gilmore grabbed team-record 25 defensive rebounds vs. San Antonio (12/22/78) ... struggled to win 20 of first 56 games ... fired Head Coach Larry Costello and named Scotty Robertson Interim Coach (02/16/79).

**PLAYOFFS:** Failed to qualify for second straight year ... named Jerry Sloan Head Coach (04/28/79) ... named Phil Johnson Assistant Coach (06/28/79).

**HONORS:** Gilmore named to West All-Star Team ... Theus named to NBA All-Rookie Team ... Gilmore led Bulls in scoring (23.7) and rebounding (12.7).

# 1979-1980 CHICAGO BULLS ★★☆☆



GAME	DATE	W-L	OPPONENT	SCORE BULLS-OPP.	TOTAL RECORD	SK	BULLS HI. SCORER	BULLS HI. REBOUNDER	OPPONENT HI. SCORER	GAME ATTEN.
1	Oct. 13	W	@Golden State	102-96 (OT)	1-0	1-W	Gilmore-26	Gilmore-10	Parker-20	7,780
2	Oct. 14	L	@Phoenix	102-112	1-1	1-L	Greenwood-19	Greenwood/Landsberger-13	Davis-20	10,039
3	Oct. 16	L	@Los Angeles	96-105	1-2	2-L	Gilmore-20	Gilmore-13	Abdul-Jabbar-21	15,073
4	Oct. 18	L	@San Diego	107-111	1-3	3-L	Theus-20	Landsberger-14	Free-32	6,844
5	Oct. 20	W	PHOENIX	116-104	2-3	1-W	Theus-20	Greenwood-11	Adams-32	12,117
6	Oct. 21	L	@Milwaukee	111-113	2-4	1-L	Theus-25	Greenwood-8	Bridgeman-26	10,185
7	Oct. 23	W	NEW JERSEY	108-103	3-4	1-W	Greenwood-20	Greenwood-15	Williamson-30	6,187
8	Oct. 25	L	@Utah	105-113	3-5	1-L	Sobers-33	Greenwood-11	Dantley-35	5,627
9	Oct. 26	L	@Portland	93-95	3-6	2-L	Theus-23	Greenwood/Landsberger-9	Owens-25	12,666
10	Oct. 28	L	@Seattle	97-108	3-7	3-L	Sobers-19	Landsberger-9	Williams-26	12,947
11	Oct. 30	L	LOS ANGELES	105-111	3-8	4-L	Sobers-24	Greenwood-16	E. Johnson-24	16,132
12	Nov. 2	L	@Denver	99-113	3-9	5-L	Greenwood-26	Greenwood-12	Issel-24	13,822
13	Nov. 3	L	MILWAUKEE	134-136 (OT)	3-10	6-L	Greenwood-28	Greenwood-16	Johnson-30	13,882
14	Nov. 6	L	SEATTLE	97-114	3-11	7-L	Theus-17	Greenwood-9	D. Johnson-30	9,632
15	Nov. 9	W	SAN DIEGO	107-92	4-11	1-W	Greenwood-29	Greenwood-17	Williams-26	8,014
16	Nov. 10	L	PORTLAND	90-94	4-12	1-L	Theus-23	Landsberger-14	Owens-32	9,206
17	Nov. 13	L	HOUSTON	127-128	4-13	2-L	Theus-27	Landsberger-9	Malone-45	8,329
18	Nov. 14	L	@Washington	105-118	4-14	3-L	Greenwood-29	Landsberger-2	Dandridge-30	7,380
19	Nov. 16	L	@Kansas City #	97-103	4-15	1-L	Theus-17	Landsberger-13	Wdmm/Rbnsn/Brdson-21	7,865
20	Nov. 17	W	PHILADELPHIA	106-103 (OT)	5-15	1-W	Theus-18	Theus-17	Cheeks-20	19,927*
21	Nov. 20	L	DENVER	91-124	5-16	1-L	Theus-22	Greenwood/Landsberger-11	Thompson-21	6,495
22	Nov. 23	W	ATLANTA	103-98	6-16	1-W	Theus-27	Greenwood-14	Drew-26	7,949
23	Nov. 24	L	GOLDEN STATE	101-106	6-17	1-L	Greenwood-31	Greenwood-13	Parish-22	7,927
24	Nov. 27	L	@San Diego	103-128	6-18	2-L	Theus-26	Greenwood-10	Free-32	8,075
25	Nov. 30	W	@Los Angeles	107-100	7-18	1-W	Theus-32	Greenwood-10	Nixon-30	11,897
26	Dec. 1	L	@Phoenix	86-99	7-19	1-L	Theus/May-16	Landsberger-13	Robinson/Westphal-17	12,660
27	Dec. 5	L	@Golden State	90-97	7-20	2-L	Sobers-27	Greenwood/Landsberger-7	Parker-23	5,481
28	Dec. 7	W	@Portland	95-93	8-20	1-W	Theus-23	Greenwood-10	Brewer-23	12,666
29	Dec. 9	W	@Seattle	121-112	9-20	2-W	Theus-26	Greenwood/Landsberger-11	Williams-30	9,777
30	Dec. 11	W	PORTLAND	104-93	10-20	3-W	Theus-23	Landsberger-14	R. Brewer-21	6,205
31	Dec. 15	L	WASHINGTON	113-115 (OT)	10-21	1-L	Greenwood-24	Jones-11	Hayes/Ballard-21	9,217
32	Dec. 18	L	LOS ANGELES	118-129	10-22	2-L	Sobers-30	Landsberger-14	Abdul-Jabbar-39	11,049
33	Dec. 19	W	@Houston	108-102	11-22	1-W	Greenwood-27	Landsberger-10	Malone-34	7,503
34	Dec. 21	L	PHOENIX	117-127	11-23	1-L	Theus-29	Jones-10	Robinson-27	5,706
35	Dec. 22	W	CLEVELAND	126-117	12-23	1-W	Theus-33	Landsberger-21	Mitchell-26	6,274
36	Dec. 26	L	@Milwaukee	101-110	12-24	1-L	Theus-23	Greenwood-9	Bridgeman/Johnson-23	10,938
37	Dec. 28	L	NEW YORK	102-120	12-25	2-L	Theus-33	Greenwood-11	Richardson-26	13,755
38	Jan. 4	W	SAN DIEGO	121-118	13-25	1-W	Theus-26	Landsberger-12	Free-38	10,583
39	Jan. 5	L	@New York	117-124	13-26	1-L	Gilmore-27	Gilmore-11	Knight-34	11,732
40	Jan. 8	W	MILWAUKEE	110-102	14-26	1-W	Gilmore/Mengelt-18	Gilmore-12	Johnson-22	8,256
41	Jan. 10	L	@Kansas City	83-104	14-27	1-L	Greenwood-16	Greenwood-11	McKinney-26	7,189
42	Jan. 11	L	INDIANA	105-110	14-28	2-L	Sobers-21	Jones-14	M. Johnson-28	7,288
43	Jan. 13	L	@Detroit	102-107	14-29	3-L	Landsberger-25	Landsberger-13	McAdoo/Hubbard-26	5,136
44	Jan. 15	W	KANSAS CITY	111-109	15-29	1-W	Sobers-23	Gilmore-16	Gilmore-16	5,778
45	Jan. 16	L	@Boston	104-114	15-30	1-L	Theus-26	Gilmore/Greenwood-7	Archibald-22	13,032
46	Jan. 18	L	UTAH	102-107	15-31	2-L	Sobers-27	Greenwood-12	Dantley-33	7,678
47	Jan. 19	W	DENVER	117-108	16-31	1-W	Theus-27	Gilmore/Dietrick-10	Issel-31	8,778
48	Jan. 22	W	DETROIT	145-131	17-31	2-W	Sobers/Greenwood-26	Jones-9	McAdoo/Kelser-25	5,043
49	Jan. 25	W	KANSAS CITY	113-107 (OT)	18-31	3-W	Gilmore-26	Greenwood-16	Gerard-22	6,668
50	Jan. 26	L	@Atlanta	104-109	18-32	1-L	Gilmore-21	Landsberger-11	Johnson-25	15,463
51	Jan. 27	L	@New Jersey	127-128	18-33	2-L	Gilmore-29	Greenwood-13	Williams-27	6,345
52	Jan. 29	L	BOSTON	99-103	18-34	3-L	Theus-30	Gilmore-11	Robey-21	18,508*
53	Jan. 31	L	LOS ANGELES	97-107	18-35	4-L	Sobers-24	Greenwood-9	Wilkes-28	14,535
54	Feb. 5	L	@Utah	106-116	18-36	5-L	Sobers-24	Greenwood-11	Dantley-47	6,450
55	Feb. 6	L	@Denver	111-122	18-37	6-L	Theus-21	Gilmore/Greenwood-8	Issel-32	11,127
56	Feb. 8	L	PHOENIX	109-113	18-38	7-L	Gilmore-19	Greenwood-10	Bratz-20	10,403
57	Feb. 10	W	@Cleveland	123-117	19-38	1-W	Theus-23	Gilmore-8	K. Carr-32	6,920
58	Feb. 12	W	GOLDEN STATE	100-94	20-38	2-W	Greenwood-26	Gilmore-15	Parish-22	5,982
59	Feb. 13	L	@Milwaukee	101-111	20-39	1-L	Theus-21	Greenwood-9	Bridgeman-32	10,938
60	Feb. 15	L	SAN ANTONIO	124-131	20-40	2-L	Greenwood-30	Greenwood-13	Gervin-28	8,076
61	Feb. 16	L	@Philadelphia	92-100	20-41	3-L	Greenwood-20	Greenwood-10	Erving-24	10,015
62	Feb. 17	L	@Indiana	100-108	20-42	4-L	Theus-33	Greenwood-11	Knight-26	10,534
63	Feb. 19	W	SEATTLE	115-106	21-42	1-W	Gilmore-23	Williams-33	Williams-33	8,112
64	Feb. 20	L	@San Antonio	117-125	21-43	1-L	Theus-24	Gilmore/Greenwood-13	Kenon-24	12,498
65	Feb. 24	W	SAN DIEGO	110-102	22-43	1-W	Greenwood-26	Greenwood-11	Free-35	7,257
66	Feb. 26	W	UTAH	105-85	23-43	2-W	Theus-25	Gilmore-12	Dantley-23	5,417
67	Feb. 29	L	@Seattle	101-108	23-44	1-L	Theus-21	Gilmore-11	Williams-27	24,195
68	Mar. 2	L	@Portland	107-110	23-45	1-L	Theus-25	Greenwood-11	Natt-31	12,666
69	Mar. 5	W	@Golden State	106-105	24-45	1-W	Gilmore-28	Greenwood-10	Parish-27	6,435
70	Mar. 7	L	@Los Angeles	99-101	24-46	1-L	Gilmore-20	Gilmore-10	Abdul-Jabbar-31	16,673
71	Mar. 9	L	@Phoenix	103-113 (OT)	24-47	2-L	Theus-26	Greenwood-15	Westphal-32	11,210
72	Mar. 11	W	KANSAS CITY	100-98	25-47	1-W	Gilmore-20	Gilmore-13	Wedman-23	5,542
73	Mar. 14	L	SEATTLE	101-122	25-48	1-L	Greenwood-20	Greenwood-15	D. Johnson-25	8,695
74	Mar. 15	W	PORTLAND	110-108	26-48	1-W	Gilmore-32	Gilmore/May-6	Abdul-Jeelani-28	5,816
75	Mar. 18	W	@San Diego	115-101	27-48	2-W	Greenwood-23	Gilmore-13	Nater-24	8,731
76	Mar. 19	L	@Utah	100-103	27-49	1-L	Gilmore-23	May-8	Boswell-20	6,220
77	Mar. 21	L	DENVER	128-134 (3 OT)	27-50	2-L	Greenwood-27	Jones-18	Issel-30	7,436
78	Mar. 23	W	GOLDEN STATE	129-115	28-50	1-W	Gilmore-29	Gilmore-12	Smith-24	5,314
79	Mar. 25	L	MILWAUKEE	111-122	28-51	1-L	Greenwood-25	Greenwood-8	Bridgeman-22	6,536
80	Mar. 26	W	@Denver	122-115	29-51	1-W	Sobers-21	Greenwood-10	Issel-21	14,083
81	Mar. 29	W	UTAH	111-106	30-51	2-W	Theus-21	Gilmore-15	Calvin-17	8,503
82	Mar. 30	L	@Kansas City	110-114	30-52	1-L	Gilmore-27	Gilmore-13	Birdsong-28	12,143

\* home sellout # at St. Louis



**LEFT TO RIGHT:** (front row): Delmer Beshore, Sam Smith, Reggie Theus, Ricky Sobers, John Mengelt. (middle row): Trainer Doug Atkinson, General Manager Rod Thorn, Managing Partner Jonathan Kovler, Chairman Executive Committee Arthur M. Wirtz, Head Coach Jerry Sloan, Assistant Coach Phil Johnson. (back row): Ollie Johnson, Mark Landsberger, David Greenwood, Coby Dietrick, Artis Gilmore, Dennis Awtrey, Dwight Jones, Scott May.

**DRAFT:** First round, David Greenwood (UCLA); second round, Larry Butler (Idaho State).

**RECORD: 30-52 (THIRD PLACE)**

**REGULAR SEASON:** Acquired Ricky Sobers from Indiana as compensation for Mickey Johnson (08/28/79) ... opening day lineup: forwards David Greenwood and Scott May, center Artis Gilmore, guards Ricky Sobers and Reggie Theus ... after 670 consecutive games played, Gilmore injured knee in fourth contest and missed 34 games ... signed free agent Dwight Jones (12/05/79) ... set NBA record for field goal percentage (.699) in 145-131 win over Detroit (01/22/80) ... lost longest game in club history 134-128 to Denver in triple overtime at Stadium (03/21/80).

**PLAYOFFS:** Failed to qualify for third straight year.

**HONORS:** Greenwood named to NBA All-Rookie Team ... Theus led Bulls in scoring (20.2) ... Greenwood led Bulls in rebounding (9.4).

# 1980-1981 CHICAGO BULLS



GAME	DATE	W-L	OPPONENT	SCORE BULLS-OPP.	TOTAL RECORD	SK	BULLS HI. SCORER	BULLS HI. REBOUNDER	OPPONENT HI. SCORER	GAME ATTEN.
1	Oct. 11	L	@Atlanta	93-101	0-1	1-L	Gilmore-21	Gilmore-10	Roundfield-20	11,275
2	Oct. 15	W	@Indiana	108-97	1-1	1-W	Kenon-22	Jones-16	J. Davis-22	6,909
3	Oct. 17	W	CLEVELAND	98-79	2-1	2-W	Theus-19	Greenwood-19	Mitchell-17	8,336
4	Oct. 18	L	NEW JERSEY	90-107	2-2	1-L	Gilmore-18	Greenwood/Jones-11	Newlin-22	8,539
5	Oct. 21	L	@New York	97-105	2-3	2-L	Theus-19	Gilmore-21	R. Williams-26	15,756
6	Oct. 24	W	WASHINGTON	104-96	3-3	1-W	Wilkinson-18	Jones-11	Grevey-19	8,437
7	Oct. 25	L	@Milwaukee	93-109	3-4	1-L	Greenwood-21	Greenwood-11	Ma. Johnson-21	11,052
8	Oct. 28	L	MILWAUKEE	99-106	3-5	2-L	Theus-25	Gilmore-13	Ma. Johnson-18	7,828
9	Oct. 29	L	@Philadelphia	102-115	3-6	3-L	Gilmore-25	Gilmore-12	Dawkins-20	6,145
10	Oct. 31	L	INDIANA	114-121	3-7	4-L	Kenon-26	Greenwood-10	Knight-22	5,127
11	Nov. 1	W	DETROIT	122-100	4-7	1-W	Kenon-29	Gilmore-11	Long-28	5,717
12	Nov. 5	W	@New Jersey	120-105	5-7	2-W	Theus-28	Gilmore/Greenwood-8	O'Koren-21	6,069
13	Nov. 7	W	ATLANTA	103-100	6-7	3-W	Kenon-27	Greenwood-15	J. Drew-25	6,312
14	Nov. 8	L	DENVER	126-130 (2 OT)	6-8	1-L	Theus-24	Gilmore-21	English-31	9,683
15	Nov. 9	L	@Boston	105-111	6-9	2-L	Theus-28	Gilmore-14	Parish-22	8,627
16	Nov. 11	L	PHILADELPHIA	80-121	6-10	3-L	Gilmore-13	Greenwood-8	Erving-21	18,765*
17	Nov. 14	L	@Detroit	99-106	6-11	4-L	Theus-23	Greenwood-9	Benson-20	6,158
18	Nov. 16	W	@Milwaukee	114-108	7-11	1-W	Gilmore-24	Greenwood-13	Winters-26	10,998
19	Nov. 18	L	BOSTON	112-113	7-12	1-L	Kenon-32	Kenon-10	Parish-22	11,241
20	Nov. 21	W	NEW YORK	130-121	8-12	1-W	Gilmore-29	Gilmore-19	R. Williams-36	7,234
21	Nov. 22	W	WASHINGTON	114-101	9-12	2-W	Kenon-26	Gilmore-15	Grevey-19	8,179
22	Nov. 26	L	@San Antonio	122-125	9-13	1-L	Sobers-27	Gilmore-10	Gerwin-27	9,561
23	Nov. 28	L	@Phoenix	101-102	9-14	2-L	Theus-20	Greenwood-10	Johnson-23	12,660
24	Nov. 30	W	@Los Angeles	122-108	10-14	1-W	Gilmore-21	Greenwood-12	Abdul-Jabbar-28	13,605
25	Dec. 2	W	@Denver	129-124	11-14	2-W	Theus-26	Greenwood/Greenwood-11	Thompson-30	7,581
26	Dec. 3	L	@Seattle	105-113	11-15	1-L	Gilmore-26	Theus-10	Sikma-29	14,124
27	Dec. 5	L	@Portland	115-116	11-16	2-L	Gilmore-23	Greenwood-10	Bates-27	12,666
28	Dec. 9	L	PHOENIX	108-123	11-17	3-L	Gilmore/Theus-19	Gilmore-7	R. Robinson-40	8,245
29	Dec. 10	L	@Philadelphia	100-113	11-18	4-L	Greenwood-28	Gilmore-14	B. Jones-25	13,871
30	Dec. 12	W	UTAH	118-98	12-18	1-W	Gilmore-28	Gilmore-20	Bantley-26	11,479
31	Dec. 13	L	BOSTON	95-106	12-19	1-L	Greenwood-22	Gilmore-12	Bird-35	11,518
32	Dec. 16	W	@Washington	96-94	13-19	1-W	Theus-23	Gilmore-9	Grevey-22	5,423
33	Dec. 17	L	@Boston	98-115	13-20	1-L	Wilkinson-28	Wilkes-8	Bird-25	14,302
34	Dec. 19	W	MILWAUKEE	129-106	14-20	1-W	Sobers-24	Gilmore-14	Ma. Johnson-24	6,194
35	Dec. 20	W	HOUSTON	133-109	15-20	2-W	Theus-24	Jones-10	Malone-26	5,189
36	Dec. 23	W	NEW YORK	117-114	16-20	3-W	Kenon-26	Gilmore-13	R. Williams-26	6,309
37	Dec. 26	W	@Cleveland	100-98	17-20	4-W	Kenon-26	Greenwood-11	Smith-23	4,401
38	Dec. 27	W	DETROIT	104-97	18-20	5-W	Gilmore-31	Gilmore-15	Benson-20	7,993
39	Dec. 30	W	NEW JERSEY	121-110	19-20	6-W	Theus-20	Greenwood-18	Lucas-30	7,707
40	Jan. 2	W	@Washington	92-82	20-20	7-W	Gilmore-25	Gilmore-13	Grevey-25	7,485
41	Jan. 3	L	SAN ANTONIO	111-119	20-21	1-L	Theus-32	Kenon-13	Gerwin-30	14,572
42	Jan. 6	W	SAN DIEGO	108-93	21-21	1-W	Kenon-31	Greenwood-15	Williams-20	6,046
43	Jan. 9	L	@Boston	111-117 (OT)	21-22	1-L	Kenon-23	Greenwood-10	Archibald-25	15,320
44	Jan. 10	L	PHILADELPHIA	102-115	21-23	2-L	Gilmore-22	Gilmore-13	Dawkins-22	18,809*
45	Jan. 13	L	@Dallas	106-112	21-24	3-L	Greenwood-26	Gilmore-12	Robinzine-26	5,771
46	Jan. 14	L	@Houston	105-109	21-25	4-L	Theus-28	Greenwood-12	Malone-41	7,261
47	Jan. 16	L	PORTLAND	112-113	21-26	5-L	Kenon/Greenwood-22	Gilmore-18	Paxson-21	8,089
48	Jan. 17	L	CLEVELAND	98-110	21-27	6-L	Greenwood-17	Gilmore-9	Mitchell-28	9,669
49	Jan. 20	W	INDIANA	121-105	22-27	1-W	Theus-31	Gilmore-14	Bantom-25	5,519
50	Jan. 22	W	@Detroit	125-92	23-27	2-W	Jones-20	Jones-11	Herron-20	3,303
51	Jan. 23	W	DALLAS	106-98	24-27	3-W	Theus-18	Greenwood-15	Mack-22	7,836
52	Jan. 24	W	@Atlanta	104-102	25-27	4-W	Greenwood-25	Greenwood-13	Johnson-25	9,662
53	Jan. 27	W	GOLDEN STATE	118-101	26-27	5-W	Jones-18	Greenwood-13	King-30	8,742
54	Jan. 29	W	BOSTON	108-85	27-27	6-W	Theus-22	Jones-12	Parish-17	15,163
55	Feb. 4	W	@Cleveland	109-96	28-27	7-W	Sobers-25	Greenwood-13	Phelley-19	4,573
56	Feb. 6	L	NEW YORK	94-112	28-28	1-L	Theus-22	Jones-10	Cartwright-24	10,247
57	Feb. 7	W	DETROIT	98-90	29-28	1-W	Theus-22	Gilmore-12	Hubbard-20	9,442
58	Feb. 8	L	@Milwaukee	109-128	29-29	1-L	Greenwood-20	Greenwood/Kenon-6	Bridgeman-27	11,052
59	Feb. 10	W	KANSAS CITY	116-115	30-29	1-W	Gilmore-24	Gilmore-15	Wedman-28	4,647
60	Feb. 11	L	@New Jersey	133-135 (OT)	30-30	1-L	Kenon-30	Gilmore-12	Newlin-35	6,934
61	Feb. 14	W	SEATTLE	134-117	31-30	1-W	Gilmore-25	Gilmore-13	Dietrick-9	8,350
62	Feb. 15	L	@Indiana	107-113	31-31	1-L	Theus-26	Gilmore-2	McGinnis-27	10,513
63	Feb. 17	L	@San Diego	95-128	31-32	2-L	Gilmore-16	Greenwood-9	Bryant/Smith-22	6,384
64	Feb. 18	L	@Golden State	100-103	31-33	3-L	Theus-19	Gilmore-14	Short-29	10,317
65	Feb. 20	W	@Utah	92-84	32-33	1-W	Sobers-21	Greenwood-10	Dantley-30	7,282
66	Feb. 22	L	ATLANTA	116-121	32-34	1-L	Gilmore-26	Greenwood-12	Roundfield-29	7,109
67	Feb. 24	L	LOS ANGELES	97-107	32-35	2-L	Greenwood-19	Gilmore-15	Nixon-24	16,518
68	Feb. 27	W	WASHINGTON	112-100	33-35	1-W	Greenwood-28	Gilmore-15	Hayes-22	11,512
69	Feb. 28	W	@New York	101-97	34-35	2-W	Kenon-20	Gilmore-9	Richardson-20	12,757
70	Mar. 3	W	NEW JERSEY	128-102	35-35	3-W	Gilmore/Wilkes-21	Gilmore-12	Robinson-30	7,574
71	Mar. 4	W	@Philadelphia	111-100	36-35	4-W	Theus-26	Greenwood/Wilkes-9	Toney-18	11,137
72	Mar. 8	L	@Washington	99-103	36-36	1-L	Gilmore-23	Greenwood-14	Porter-28	11,682
73	Mar. 10	W	@Atlanta	118-116	37-36	1-W	Gilmore-26	Dietrick-6	Johnson-30	11,327
74	Mar. 13	L	@New York	117-127	37-37	1-L	Sobers-23	Jones-7	R. Williams-27	9,790
75	Mar. 15	W	@Kansas City	97-87	38-37	1-W	Sobers-24	Gilmore-11	King-27	14,560
76	Mar. 17	W	MILWAUKEE	116-106	39-37	2-W	Gilmore-30	Greenwood-11	Ma. Johnson-20	10,832
77	Mar. 19	W	@Cleveland	116-111	40-37	3-W	Gilmore-28	Theus-9	Mitchell-24	6,173
78	Mar. 20	W	PHILADELPHIA	120-108	41-37	4-W	Sobers-29	Gilmore-15	Erving-31	19,546*
79	Mar. 22	W	@Detroit	109-103	42-37	5-W	Greenwood-23	Jones-1	Tyler-20	6,478
80	Mar. 24	W	CLEVELAND	121-108	43-37	6-W	Gilmore/Jones-18	Gilmore-11	Bratz-22	8,292
81	Mar. 27	W	ATLANTA	108-93	44-37	7-W	Jones-29	Gilmore/Jones-12	Roundfield/Pellom-20	11,169
82	Mar. 29	W	@Indiana	101-97	45-37	8-W	Greenwood-22	Gilmore-13	Knight-25	11,663



**LEFT TO RIGHT:** (front row): Ronnie Lester, Bobby Wilkerson, Ricky Sobers, Sam Worthen. (middle row): Reggie Theus, Trainer Mark Pfeil, General Manager Rod Thorn, Head Coach Jerry Sloan, Managing Partner Jonathan Kovler, Assistant Coach Phil Johnson. (back row): Scott May, Larry Kenon, Coby Dietrick, Artis Gilmore, David Greenwood, Dwight Jones, James Wilkes.

**DRAFT:** First round, Kelvin Ransey (traded to Portland for Ronnie Lester of Iowa and a future draft choice); second round, Sam Worthen (Marquette).

**RECORD: 45-37 (SECOND PLACE)**

**REGULAR SEASON:** Bulls moved to Eastern Conference ... signed free agent Larry Kenon ... Lester missed 74 games due to knee injury ... hottest club down the stretch winning 13 of last 15 games - best turnaround in NBA ... most wins in last six years (45) ... defeated Pacers at Indiana (03/29/81) in season finale 109-103 to take sole possession of second place ... Gilmore became NBA's all-time field goal percentage leader (.577) ... Sobers broke Walker's team-record free throw string with 49 straight (.935).

**PLAYOFFS:** Qualified for first time since 1977 ... eliminated New York in two games (2-0) ... lost 4-0 to eventual NBA Champion Boston Celtics.

**HONORS:** Gilmore and Theus selected as starters to NBA East All-Star Team ... Theus led club in scoring (18.9) ... Gilmore led team in rebounding (10.1).



# 1981-1982 CHICAGO BULLS



HISTORY COMMUNITY PLAYOFFS RECORDS 2011-12 SEASON OPPONENTS THE NBA PLAYERS BBALL OPS. FRONT OFFICE

GAME	DATE	W-L	OPPONENT	SCORE BULLS-OPP.	TOTAL RECORD	SK	BULLS HI. SCORER	BULLS H. REBOUNDER	OPPONENT HI. SCORER	GAME ATTEN.
1	Oct. 30	L	@Indiana	94-96	0-1	1-L	Gilmore-25	Gilmore-9	B. Knight-20	8,492
2	Oct. 31	L	DETROIT	106-119	0-2	2-L	Gilmore-26	Jones-15	Thomas-28	18,633*
3	Nov. 3	W	ATLANTA	104-96	1-2	1-W	Jones-20	Greenwood-10	Roundfield-22	7,112
4	Nov. 4	L	@Boston	93-115	1-3	1-L	Theus-26	Gilmore-8	Bird-26	15,320
5	Nov. 6	W	SAN DIEGO	114-93	2-3	1-W	Sobers-22	Greenwood-15	P. Smith-17	7,192
6	Nov. 7	W	NEW JERSEY	118-105	3-3	2-W	Theus-27	Gilmore-16	B. Williams-20	7,817
7	Nov. 9	L	@Cleveland	101-102	3-4	1-L	Theus/Wilkes-20	Gilmore/Greenwood-8	Edwards-22	10,514
8	Nov. 10	W	KANSAS CITY	119-107	4-4	1-W	Gilmore-28	Jones-13	Robinson-25	6,697
9	Nov. 11	L	@Philadelphia	90-117	4-5	1-L	Woolridge-15	Jones-8	Erving-21	10,191
10	Nov. 14	L	@Washington	99-104	4-6	2-L	Theus-27	Jones-11	Mahorn-17	6,715
11	Nov. 17	L	BOSTON	95-98	4-7	3-L	Gilmore-27	Gilmore-14	Bird-29	17,418*
12	Nov. 20	L	UTAH	103-105	4-8	4-L	Gilmore-25	Gilmore-11	Dantley-33	9,210
13	Nov. 21	W	WASHINGTON	117-105	5-8	1-W	Gilmore-23	Jones-13	Ballard-28	7,377
14	Nov. 24	W	@San Diego	109-102	6-8	2-W	Theus-25	Jones-12	Williams-16	4,558
15	Nov. 27	L	@Phoenix	107-111	6-9	1-L	Gilmore-26	Gilmore-10	Macy-23	12,544
16	Nov. 29	L	@Portland	109-114	6-10	2-L	Gilmore-20	Greenwood-11	Verhoeven-24	12,666
17	Dec. 1	L	@Seattle	87-103	6-11	3-L	Theus-20	Gilmore-9	G. Williams-25	10,472
18	Dec. 2	L	@Golden State	119-120	6-12	4-L	Theus-30	Gilmore-8	King-29	8,202
19	Dec. 4	W	@Utah	105-101	7-12	1-W	Theus-31	Jones-10	Dantley-28	5,480
20	Dec. 8	W	INDIANA	118-116 (OT)	8-12	2-W	Theus-26	Greenwood-15	Davis-28	6,676
21	Dec. 11	W	HOUSTON	118-105	9-12	3-W	Gilmore-30	Gilmore-12	Malone-31	8,584
22	Dec. 12	L	PHILADELPHIA	114-117 (OT)	9-13	1-L	Gilmore-28	Gilmore-25	Erving-26	18,849*
23	Dec. 15	W	CLEVELAND	98-89	10-13	1-W	Gilmore-26	Gilmore-17	Mitchell/Huston-20	5,887
24	Dec. 16	W	@New Jersey	98-97 (OT)	11-13	2-W	Sobers-22	Jones-13	Birdsong/R. Williams-19	11,221
25	Dec. 18	L	@New York	106-121	11-14	1-L	Gilmore/Greenwood-18	Greenwood-8	Cartwright/Russell-22	10,848
26	Dec. 19	L	@Houston	95-102	11-15	2-L	Theus-22	Greenwood-10	Malone-27	8,754
27	Dec. 22	W	WASHINGTON	92-90	12-15	1-W	Sobers-14	Gilmore-15	Ballard-32	8,784
28	Dec. 26	L	@Detroit	94-96	12-16	1-L	Gilmore-20	Gilmore-15	D. Jones-19	10,092
29	Dec. 27	L	@Milwaukee	96-108	12-17	2-L	Theus-21	Gilmore-9	Moncrief-28	11,052
30	Dec. 29	L	NEW YORK	108-111	12-18	3-L	Greenwood-19	Greenwood-15	Russell-24	9,347
31	Jan. 2	L	MILWAUKEE	121-128	12-19	4-L	Grnwd/Lstr/Theus-23	Greenwood-9	Buckner-24	9,251
32	Jan. 5	W	DENVER	134-128	13-19	1-W	Theus-20	Gilmore-12	Issel-30	6,122
33	Jan. 6	W	@Boston	116-102	14-19	2-W	Theus-31	Gilmore-10	Archibald-20	15,320
34	Jan. 8	W	LOS ANGELES	119-113	15-19	3-W	Gilmore-31	Gilmore-12	Johnson-32	18,947*
35	Jan. 12	L	DETROIT	111-122	15-20	1-L	Theus-29	Greenwood-16	Long-28	9,612
36	Jan. 14	L	@New Jersey	104-130	15-21	2-L	Theus-26	Gilmore-8	Cook-29	11,861
37	Jan. 15	L	@Washington	90-93	15-22	3-L	Gilmore-20	Gilmore-13	Ballard-20	6,234
38	Jan. 17	L	@Indiana	103-116	15-23	4-L	Woolridge-19	Greenwood-12	J. Davis-20	8,289
39	Jan. 19	W	INDIANA	110-100	16-23	1-W	Gilmore-27	Gilmore-12	Bantom-18	5,216
40	Jan. 22	W	CLEVELAND	108-93	17-23	2-W	Gilmore-21	Greenwood-13	Brewer-20	6,569
41	Jan. 23	W	@New York	104-139 (OT)	18-23	3-W	Theus-36	Theus-7	Newlin-31	9,841
42	Jan. 26	L	@Washington	84-94	18-24	1-L	Gilmore-26	Gilmore-14	Ballard-20	6,839
43	Jan. 28	L	GOLDEN STATE	110-111	18-25	2-L	Gilmore-29	Greenwood-13	King-32	9,117
44	Feb. 2	L	NEW JERSEY	112-116	18-26	3-L	Gilmore-31	Greenwood-14	Williams-31	5,116
45	Feb. 3	L	@Milwaukee	98-113	18-27	4-L	Woolridge-23	Greenwood-11	Winters-25	10,920
46	Feb. 5	L	DETROIT	103-110	18-28	5-L	Theus-21	Gilmore-11	Tripucka-32	14,126
47	Feb. 7	L	@Philadelphia	107-123	18-29	6-L	Greenwood-26	Gilmore-10	B. Jones-23	9,364
48	Feb. 9	L	@Detroit	123-128 (OT)	18-30	7-L	Kenon-22	Greenwood-8	Long-33	3,270
49	Feb. 10	W	ATLANTA	91-73	19-30	1-W	Theus-22	Greenwood-15	Rollins-18	5,916
50	Feb. 13	L	MILWAUKEE	90-120	19-31	1-L	Theus-29	Greenwood-10	Buckner/Winters-18	8,722
51	Feb. 16	L	PHOENIX	86-91	19-32	2-L	Sobers-18	Gilmore/Greenwood-9	D. Johnson-18	5,871
52	Feb. 17	L	@New Jersey	105-115	19-33	3-L	Greenwood-22	Gilmore-8	R. Williams-32	12,663
53	Feb. 21	L	DALLAS	97-113	19-34	4-L	Theus-22	Greenwood-18	Davis-32	10,687
54	Feb. 23	W	PORTLAND	123-122	20-34	1-W	Theus-28	Gilmore/Theus-10	Thompson-22	5,722
55	Feb. 26	W	@Atlanta	116-110	21-34	2-W	Theus-23	Greenwood-21	Johnson-27	7,215
56	Feb. 28	W	SAN ANTONIO	118-104	22-34	3-W	Sobers-28	Greenwood-15	Cervin-25	7,258
57	Mar. 2	W	PHILADELPHIA	112-109	23-34	4-W	Theus-22	Greenwood-13	Toney-28	15,878
58	Mar. 4	L	@Detroit	97-122	23-35	1-L	Woolridge-21	Jones-10	Tripucka-24	3,439
59	Mar. 5	L	NEW JERSEY	90-107	23-36	2-L	Greenwood/Jones-14	Greenwood-11	R. Williams-20	10,572
60	Mar. 7	L	@Kansas City	122-124 (2 OT)	23-37	3-L	Gilmore-33	Gilmore-19	King-23	6,109
61	Mar. 9	W	SEATTLE	109-104	24-37	1-W	Gilmore-27	G. Williams-25	Williams-25	7,380
62	Mar. 10	W	@Milwaukee	101-98	25-37	2-W	Gilmore-23	Gilmore-16	Moncrief-24	10,819
63	Mar. 12	W	@Los Angeles	111-105	26-37	3-W	Gilmore-25	Gilmore/Greenwood-9	Johnson-30	17,505
64	Mar. 14	L	@San Antonio	117-119	26-38	1-L	Gilmore-23	Gilmore-15	Gervin-37	9,237
65	Mar. 17	W	@Dallas	102-92	27-38	1-W	Lester-27	Greenwood-16	Agre/Davis/Vnct-13	8,292
66	Mar. 19	L	@Denver	120-130	27-39	1-L	Greenwood-20	Greenwood-11	Issel-32	10,979
67	Mar. 21	W	@Cleveland	98-93	28-39	1-W	Gilmore-20	Jones-13	Robinson-27	14,172
68	Mar. 23	L	BOSTON	103-110	28-40	1-L	Lester-23	Gilmore/Greenwood-14	Maxwell-29	16,712
69	Mar. 26	W	NEW YORK	131-107	29-40	1-W	Theus-27	Gilmore-16	Bradley-17	6,302
70	Mar. 28	L	@Indiana	101-102	29-41	1-L	Gilmore-25	Gilmore-12	C. Johnson-20	6,450
71	Mar. 30	L	ATLANTA	92-107	29-42	2-L	Gilmore-20	Gilmore-12	McMillen-18	6,079
72	Mar. 31	L	@Philadelphia	98-99	29-43	3-L	Greenwood-20	Gilmore-12	Erving-32	10,887
73	Apr. 2	L	MILWAUKEE	105-114	29-44	4-L	Lester-17	Gilmore-13	Ma. Jnsn/Mi. Jnsn-24	7,112
74	Apr. 4	L	@Boston	112-114	29-45	5-L	Theus-26	D. Jones-11	Bird-29	15,320
75	Apr. 6	L	PHILADELPHIA	104-117	29-46	6-L	Greenwood-21	Greenwood-12	Erving-23	9,956
76	Apr. 7	W	@Cleveland	122-105	30-46	1-W	Theus-22	Gilmore-12	Silas-30	4,167
77	Apr. 9	L	WASHINGTON	98-114	30-47	1-L	Gilmore-17	Greenwood-10	Haywood-25	5,612
78	Apr. 11	L	@Atlanta	89-108	30-48	2-L	Greenwood-17	Greenwood-10	Roundfield-21	6,184
79	Apr. 13	W	BOSTON	120-115	31-48	1-W	Greenwood-25	Greenwood-15	Bird-35	8,746
80	Apr. 15	W	@New York	120-116	32-48	2-W	Theus-21	Greenwood-17	Lucas-22	6,917
81	Apr. 16	L	CLEVELAND	112-102	33-48	3-W	Gilmore-28	Gilmore-19	Brewer-31	4,963
82	Apr. 18	W	INDIANA	112-104	34-48	4-W	Gilmore/Kenon-20	Gilmore-16	B. Knight-23	4,964

\* home sellout





**LEFT TO RIGHT:** (first row): Reggie Theus, Chairman of Executive Committee Arthur M. Wirtz, Ricky Sobers, Ronnie Lester, General Manager Rod Thorn. (second row): Tracy Jackson, Trainer Mark Pfeil, Ray Blume, James Wilkes, Managing Partner Jonathan Kovler. (third row): Larry Kenon, Assistant Coach Phil Johnson, Orlando Woolridge. (fourth row): Mascot Benny the Bull, Artis Gilmore, David Greenwood, Dwight Jones, Gene Tormohlen, Coby Dietrick.

**DRAFT:** First round, Orlando Woolridge (Notre Dame); second round, Ray Blume (Oregon State) and Mike Oliver (Lamar).

**RECORD:** 34-48 (FIFTH PLACE)

**REGULAR SEASON:** Lost free agent Bobby Wilkerson to Cleveland ... Woolridge remained unsigned through first week of regular season ... set NBA record for field goal percentage (.705) but lost at Golden State 120-119 (12/02/81) ... purchased Tracy Jackson from Boston ... Sloan fired as Head Coach following 91-86 loss to Phoenix (02/16/82) ... General Manager Rod Thorn finished season as Interim Coach.

**PLAYOFFS:** Failed to qualify.

**HONORS:** Gilmore named to East All-Star Team ... Gilmore led team in scoring (18.5), rebounding (10.2) and in field goal percentage (.652).

# 1982-1983 CHICAGO BULLS



MEDIA COMMUNITY HISTORY PLAYOFFS RECORDS 2011-12 SEASON OPPONENTS THE NBA PLAYERS BBALL OPS. FRONT OFFICE

GAME	DATE	W-L	OPPONENT	SCORE BULLS-OPP.	TOTAL RECORD	SK	BULLS HI. SCORER	BULLS HI. REBOUNDER	OPPONENT HI. SCORER	GAME ATTN.
1	Oct. 29	L	@New Jersey	102-114	0-1	1-L	Theus-22	Woolridge-10	Birdsong-20	11,042
2	Oct. 30	L	WASHINGTON	125-143	0-2	2-L	Theus-30	Woolridge-10	F. Johnson-36	9,218
3	Nov. 3	L	@Detroit	144-152	0-3	3-L	Theus-41	Woolridge-8	Trippucka/Thomas-28	6,288
4	Nov. 4	W	CLEVELAND	118-111	1-3	1-W	Theus-40	Corza/Grwd/Jcksn-8	Robinson-26	4,520
5	Nov. 6	W	SAN DIEGO	129-124	2-3	2-W	Theus-30	Greenwood-11	Hollins-21	11,162
6	Nov. 9	L	SEATTLE	111-112	2-4	1-L	Theus-25	Greenwood-11	Sikma-21	9,122
7	Nov. 10	L	@Philadelphia	108-145	2-5	2-L	Woolridge-21	Greenwood-12	Malone-22	13,656
8	Nov. 12	W	NEW JERSEY	113-105	3-5	1-W	Lester-21	Greenwood/Higgins-12	M. Johnson-20	5,828
9	Nov. 13	L	@Indiana	115-119	3-6	1-L	Theus-25	Woolridge-7	G. Johnson-23	3,420
10	Nov. 16	W	GOLDEN STATE	125-120	4-6	1-W	Theus-29	Jones-14	Free-21	5,786
11	Nov. 19	W	UTAH	127-111	5-6	2-W	Theus-42	Greenwood-18	Dantley-35	5,789
12	Nov. 20	W	DETROIT	131-128	6-6	3-W	Theus-40	Greenwood-9	V. Johnson/Thomas-29	12,178
13	Nov. 23	L	@Atlanta	102-132	6-7	1-L	Theus-17	Greenwood-13	E. Johnson-25	6,341
14	Nov. 24	L	@Dallas	127-133	6-8	2-L	Woolridge-34	Greenwood-13	Blackman-27	9,594
15	Nov. 26	L	@San Antonio	120-122	6-9	3-L	Woolridge-21	Greenwood-12	Gervin-44	9,106
16	Nov. 27	L	@Houston	99-108	6-10	4-L	Theus-23	Greenwood-8	Teagle-20	8,257
17	Dec. 1	L	@Kansas City	132-143	6-11	5-L	Woolridge-31	Greenwood-11	Woodson/Drew-24	5,423
18	Dec. 3	L	@Denver	124-132	6-12	6-L	Theus/Woolridge-26	Woolridge-11	English-29	10,995
19	Dec. 4	L	@Utah	124-131	6-13	7-L	Theus-37	Greenwood-20	Dantley-57	7,709
20	Dec. 7	W	NEW YORK	91-85	7-13	1-W	Theus-26	Greenwood-13	King-22	4,639
21	Dec. 8	W	@Milwaukee	111-101	8-13	2-W	Theus-32	Woolridge-9	Moncrief-21	9,185
22	Dec. 11	L	ATLANTA	107-117	8-14	1-L	Woolridge-19	Corzine-14	Sparrow-30	6,781
23	Dec. 14	L	WASHINGTON	102-108	8-15	2-L	Theus-19	Greenwood-9	Ballard-22	5,189
24	Dec. 17	L	@Milwaukee	93-115	8-16	3-L	Theus-23	Corzine-14	Bridgeman-30	9,206
25	Dec. 18	W	INDIANA	131-127	9-16	1-W	Theus-37	Greenwood-13	Kellogg-33	5,219
26	Dec. 21	W	ATLANTA	124-116 (2 OT)	10-16	2-W	Theus-29	Greenwood-15	Wilkins-24	5,171
27	Dec. 22	L	@Boston	131-140	10-17	1-L	Theus-46	Greenwood-13	Bird-26	16,320
28	Dec. 27	L	@Washington	87-89	10-18	2-L	Corzine/Theus-18	Corzine-22	Grevey-22	5,821
29	Dec. 28	L	MILWAUKEE	103-113	10-19	3-L	Dailey-19	Greenwood-17	Moncrief-28	7,680
30	Dec. 30	L	SAN ANTONIO	102-105	10-20	4-L	Theus-27	Greenwood-14	Moore-22	7,280
31	Jan. 4	W	DETROIT	147-138 (2 OT)	11-20	1-W	Olberding-28	Greenwood-19	V. Johnson-33	6,472
32	Jan. 7	L	NEW JERSEY	98-111	11-21	1-L	Theus-18	Greenwood-11	M. Johnson-25	5,682
33	Jan. 8	L	@Atlanta	89-109	11-22	2-L	Woolridge-16	Corzine-17	E. Johnson-27	6,032
34	Jan. 11	L	PHOENIX	96-109	11-23	3-L	Theus-21	Greenwood-14	M. Lucas-31	5,232
35	Jan. 12	W	@Cleveland	98-96	12-23	1-W	Theus-30	Corzine-8	Free-24	2,238
36	Jan. 14	W	@Indiana	126-123 (OT)	13-23	2-W	Theus-28	Corzine-14	H. Williams-31	7,249
37	Jan. 15	L	MILWAUKEE	126-128 (2 OT)	13-24	1-L	Corzine-27	Corzine-17	M. Johnson-34	7,247
38	Jan. 17	L	@New York	109-119	13-25	2-L	Theus-31	Corzine-11	Cartwright-28	7,193
39	Jan. 19	L	@Philadelphia	106-126	13-26	3-L	Woolridge-24	Corzine-9	Erving-26	17,013
40	Jan. 21	L	BOSTON	106-117	13-27	4-L	Corzine-30	Corzine-22	Parish-26	13,562
41	Jan. 22	W	@Washington	95-96	14-27	1-W	Theus-31	Dailey-10	Ballard-19	5,169
42	Jan. 25	L	PHILADELPHIA	99-116	14-28	1-L	Theus-24	Greenwood-10	Toney-24	10,253*
43	Jan. 26	W	@Cleveland	124-119	15-28	1-W	Theus-27	Corzine-9	Huston-31	2,265
44	Jan. 28	L	NEW YORK	91-93	15-29	1-L	Theus-25	Greenwood-14	Cartwright-23	7,362
45	Jan. 29	L	@Detroit	126-128	15-30	2-L	Corzine-19	Greenwood-15	Trippucka-56	15,384
46	Jan. 31	L	@Boston	104-110	15-31	3-L	Corzine-30	Corzine-12	Parish-30	12,742
47	Feb. 1	W	HOUSTON	129-76	16-31	1-W	Jones-19	Greenwood-11	Leavell-14	3,989
48	Feb. 4	L	@New Jersey	98-120	16-32	1-L	Theus/Woolridge-19	Corzine-7	Dawkins-18	14,548
49	Feb. 5	W	CLEVELAND	117-113	17-32	1-W	Theus-29	Corzine-13	Free-36	6,257
50	Feb. 8	L	PORTLAND	93-109	17-33	1-L	Woolridge-20	Woolridge-11	Paxson-34	5,136
51	Feb. 10	L	PHILADELPHIA	110-116	17-34	2-L	Theus-30	Corzine/Higgins-7	Erving-34	12,222
52	Feb. 15	L	INDIANA	110-113	17-35	3-L	Theus-27	Greenwood-14	H. Williams-20	4,132
53	Feb. 16	W	@Indiana	117-113	18-35	1-W	Theus-35	Corzine-14	H. Williams-22	2,745
54	Feb. 20	W	DALLAS	124-111	19-35	2-W	Theus-25	Corzine/Greenwood-12	Aquire-30	9,144
55	Feb. 22	W	DENVER	144-133	20-35	3-W	Woolridge-31	Corzine-12	Vandeweghe-37	5,754
56	Feb. 23	L	@New Jersey	86-119	20-36	1-L	Woolridge-19	Greenwood-7	Cook-17	10,046
57	Feb. 25	L	@Philadelphia	111-116	20-37	2-L	Theus-26	Corzine-14	Malone-34	16,267
58	Feb. 26	L	@New York	79-114	20-38	3-L	Dailey/Greenwood-13	Corzine-16	Cartwright-17	9,076
59	Mar. 1	L	LOS ANGELES	111-114	20-39	4-L	Theus-27	Corzine-9	Abdul-Jabbar-31	15,307
60	Mar. 4	W	NEW JERSEY	124-119	21-39	1-W	Dailey-29	Corzine/Greenwood-8	King-31	6,387
61	Mar. 6	W	INDIANA	106-98	22-39	2-W	Theus-28	Greenwood-21	Kellogg-21	5,385
62	Mar. 9	L	@Washington	92-110	22-40	1-L	Corzine-22	Corzine-12	Ruland-33	5,622
63	Mar. 11	L	@San Diego	123-130 (2 OT)	22-41	2-L	Corzine-35	Greenwood-12	Chambers-37	3,722
64	Mar. 12	L	@Los Angeles	116-123	22-42	3-L	Greenwood-27	Greenwood-10	Nixon-27	17,505
65	Mar. 15	L	@Phoenix	108-116	22-43	4-L	Theus-22	Corzine-17	Davis-28	10,307
66	Mar. 16	W	@Golden State	113-111	23-43	1-W	Theus-32	Greenwood-13	Carroll-28	8,150
67	Mar. 18	W	@Portland	117-101	24-43	2-W	Theus-29	Greenwood-11	Paxson-31	12,666
68	Mar. 20	L	@Seattle	116-128	24-44	1-L	Dailey-30	Corzine/Greenwood-13	Corzine-11	11,139
69	Mar. 22	L	DETROIT	116-134	24-45	2-L	Olberding-22	Greenwood-11	I. Thomas-33	6,264
70	Mar. 24	L	WASHINGTON	96-102	24-46	3-L	Higgins/Theus-18	Corzine-12	Collins-31	5,256
71	Mar. 26	W	BOSTON	118-108	25-46	1-W	Theus-25	Corzine-11	Bird-30	10,415
72	Mar. 29	W	PHILADELPHIA	97-95	26-46	2-W	Higgins-25	Greenwood-15	Toney-23	12,189
73	Apr. 1	L	ATLANTA	107-108	26-47	1-L	Theus-26	Greenwood-12	Roundfield/Wilkins-25	6,417
74	Apr. 3	L	@Detroit	107-122	26-48	2-L	Theus-26	Greenwood-9	I. Thomas-30	4,428
75	Apr. 5	L	CLEVELAND	91-101	26-49	3-L	Theus-28	Corzine-13	C. Robinson-24	4,612
76	Apr. 8	L	@Atlanta	101-138	26-50	4-L	Theus-17	Higgins-11	Wilkins-34	6,373
77	Apr. 9	L	MILWAUKEE	104-115	26-51	5-L	Corzine-23	Greenwood-11	Moncrief-27	4,924
78	Apr. 10	L	@Milwaukee	91-121	26-52	6-L	Higgins-17	Greenwood-11	M. Johnson-28	10,185
79	Apr. 12	L	KANSAS CITY	102-112	26-53	7-L	Dailey-23	Greenwood-11	Woodson-34	3,936
80	Apr. 13	W	@Cleveland	107-98	27-53	1-W	Dailey-20	Corza/Hggn/Oldhm-7	Free-20	1,952
81	Apr. 15	W	@Boston	120-117	28-53	2-W	Corzine-34	Corzine-12	McHale-26	15,320
82	Apr. 17	L	NEW YORK	103-120	28-54	1-L	Theus-21	Greenwood-8	T. Robinson-22	4,032



**LEFT TO RIGHT:** (first row): Mike Bratz, Ronnie Lester, Quintin Dailey. (second row): Dudley Bradley, Reggie Theus, Rod Higgins, Head Coach Paul Westhead. (third row): David Greenwood, Vice President/Operating Officer Jonathon Kovler, Orlando Woolridge. (fourth row): Dave Corzine, Mark Olberding, Tracy Jackson, General Manager Rod Thorn. (fifth row): Assistant Coach Mike Thibault, Trainer Mark Pfeil, Larry Spriggs, Jawann Oldham, Assistant Coach Don Casey.

**DRAFT:** First round, Quintin Dailey (USF); second round, Ricky Frazier (Missouri), Wallace Bryant (USF) and Rod Higgins (Fresno State).

**RECORD: 28-54 (FOURTH PLACE)**

**REGULAR SEASON:** Named Paul Westhead Head Coach, Don Casey and Mike Thibault assistants ... traded Artis Gilmore to San Antonio for center Dave Corzine and forward Mark Olberding ... lost free agent Ricky Sobers to Washington ... lost all seven games during first extended road trip to fall out of contention ... beat Milwaukee for first road win after 10 straight losses (12/08/82) ... Reggie Theus scored career-high 46 points in 140-131 loss at Boston (12/22/82) ... lost Orlando Woolridge for final 25 games with torn knee ligaments ... Westhead fired following 28-54 season, second worst in team history.

**PLAYOFFS:** Failed to qualify for second straight year.

**HONORS:** Dailey and Higgins named to All-Rookie First Team.

# 1983-1984 CHICAGO BULLS



MEDIA COMMUNITY HISTORY PLAYOFFS RECORDS 2011-12 SEASON OPPONENTS THE NBA PLAYERS BALL OPS. FRONT OFFICE

GAME	DATE	W-L	OPPONENT	SCORE BULLS-OPP.	TOTAL RECORD	SK	BULLS HI. SCORER	BULLS HI. REBOUNDER	OPPONENT HI. SCORER	GAME ATTN.
1	Oct. 29	W	NEW JERSEY	104-97	1-0	1-W	Dailey-27	Wiggins-9	King-23	8,126
2	Nov. 1	L	@Philadelphia	91-99	1-1	1-L	Wiggins-16	Greenwood-10	Toney-23	10,193
3	Nov. 3	L	@New Jersey	107-112	1-2	2-L	Theus-22	Green-9	Williams-24	8,037
4	Nov. 4	L	@Atlanta	90-103	1-3	3-L	Wiggins-25	Green/Oldham-11	Williams-23	8,468
5	Nov. 8	W	KANSAS CITY	100-97	2-3	1-W	Woolridge-29	Greenwood-12	Knight-33	4,647
6	Nov. 11	L	@Washington	124-125 (2 OT)	2-4	1-L	Woolridge-33	Greenwood-19	Ruland-31	5,762
7	Nov. 12	L	BOSTON	101-116	2-5	2-L	Woolridge-26	Greenwood-7	McHale-24	11,942
8	Nov. 15	W	DETROIT	112-110	3-5	1-W	Woolridge-27	Greenwood-20	Laimbeer-21	7,162
9	Nov. 17	L	SEATTLE	110-119	3-6	1-L	Woolridge-22	Corzine-11	Sunovold-24	4,638
10	Nov. 19	W	INDIANA	110-105	4-6	1-W	Dailey-26	Corzine-8	Williams-21	4,837
11	Nov. 23	W	@Utah	128-117	5-6	2-W	Corzine-23	Corzine/Greenwood-7	Dantley-24	13,186
12	Nov. 25	L	@Phoenix	94-120	5-7	1-L	Wiggins-23	Oldham-5	Nance-24	10,269
13	Nov. 27	L	@Los Angeles	100-103	5-8	2-L	Woolridge-19	Greenwood-15	Johnson-29	12,692
14	Nov. 29	L	@Houston	110-116	5-9	3-L	Woolridge-25	Greenwood-7	Leavell-28	8,976
15	Dec. 2	L	@San Antonio	94-123	5-10	4-L	Woolridge-21	Wiggins-6	Gervin-32	7,948
16	Dec. 3	L	@Dallas	100-110	5-11	4-L	Dailey/Theus-21	Corzine/Woolridge-10	Aguirre-32	15,206
17	Dec. 6	L	BOSTON	105-118	5-12	6-L	Woolridge-32	Woolridge-10	Bird-24	7,627
18	Dec. 9	L	HOUSTON	112-115 (OT)	5-13	7-L	Woolridge-19	Greenwood-13	Lloyd-31	11,237
19	Dec. 10	L	CLEVELAND	95-101	5-14	8-L	Woolridge-25	Czrn/Dly/Grnwd/Wrdg-6	Robinson-22	3,849
20	Dec. 13	W	MILWAUKEE	96-88	6-14	1-W	Dailey-25	Moncrief-22	Moncrief-22	4,822
21	Dec. 15	W	@New York	113-107	7-14	2-W	Woolridge/Wiggins-25	Corzine-8	Williams-26	8,018
22	Dec. 17	W	DALLAS	102-84	8-14	3-W	Dailey-20	Greenwood-12	Aguirre-27	8,912
23	Dec. 22	W	@Milwaukee	116-99	9-14	4-W	Dailey-26	Corzine/Greenwood-8	Moncrief-29	10,182
24	Dec. 23	W	WASHINGTON	114-93	10-14	5-W	Corzine/Woolridge-19	Greenwood-12	Ruland-35	3,962
25	Dec. 27	W	NEW YORK	102-96	11-14	6-W	Whatley-21	Greenwood-12	Williams-24	6,422
26	Dec. 29	W	PORTLAND	100-99	12-14	7-W	Corzine-24	Corzine-10	Cooper/Passon-18	8,274
27	Dec. 30	L	@Detroit	96-103	12-15	1-L	Dailey-23	Greenwood-10	Laimbeer-28	10,253
28	Jan. 3	W	PHOENIX	102-97	13-15	1-W	Wiggins-22	Corzine-11	Davis-20	5,112
29	Jan. 4	L	@Indiana	89-102	13-16	1-L	Woolridge-22	Greenwood-9	Williams-24	6,028
30	Jan. 6	L	@Washington	88-96 (OT)	13-17	2-L	Woolridge-21	Greenwood-12	Ruland-26	8,152
31	Jan. 7	W	WASHINGTON	87-73	14-17	1-W	Wiggins-21	Greenwood-22	Johnson-15	6,128
32	Jan. 10	W	INDIANA	105-104	15-17	2-W	Woolridge-26	Corzine-16	Williams-23	9,622
33	Jan. 11	L	@New Jersey	105-120	15-18	1-L	Woolridge-21	Corzine/Green-10	Birdsong-20	4,015
34	Jan. 13	L	@Detroit	104-115	15-19	2-L	Woolridge-21	Greenwood-11	Trippucka-23	15,112
35	Jan. 14	L	NEW YORK	111-113	15-20	3-L	Wiggins/Woolridge-28	Greenwood-18	King-42	8,514
36	Jan. 17	L	CLEVELAND	103-105	15-21	4-L	Woolridge-23	Greenwood-18	Free-23	3,877
37	Jan. 19	L	@New York	92-109	15-22	5-L	Woolridge-19	Oldham-7	King-31	8,444
38	Jan. 21	W	@Cleveland	111-94	16-22	1-W	Dailey-36	Greenwood-13	Robinson-14	3,957
39	Jan. 24	L	ATLANTA	93-100	16-23	1-L	Dailey-30	Greenwood-12	Davis-28	4,327
40	Jan. 26	L	DENVER	125-126	16-24	2-L	Greenwood-32	Oldham-11	Issel-37	4,913
41	Jan. 31	L	BOSTON	83-106	16-25	3-L	Theus-15	Greenwood-16	Bird-28	9,430
42	Feb. 1	L	@Atlanta	103-116	16-26	4-L	Dailey-27	Green-9	Roundfield-28	8,013
43	Feb. 3	L	@Cleveland	76-106	16-27	5-L	Green-11	Oldham-7	Free-22	5,438
44	Feb. 4	L	NEW JERSEY	105-108	16-28	6-L	Corzine-25	Greenwood-9	Dawkins-27	3,241
45	Feb. 7	W	PHILADELPHIA	104-89	17-28	1-W	Woolridge-26	Greenwood-18	Erving-21	12,976
46	Feb. 8	W	@New Jersey	114-110	18-28	2-W	Dailey-34	Corzine-10	Williams-23	9,021
47	Feb. 10	W	@Philadelphia	100-91	19-28	3-W	Woolridge-25	Greenwood-17	Erving-21	12,202
48	Feb. 11	W	GOLDEN STATE	101-96	20-28	4-W	Dailey-28	Corzine-10	Short-36	5,089
49	Feb. 14	W	SAN DIEGO	112-99	21-28	5-W	Woolridge-32	Greenwood-12	Pierce/Kelser-18	4,748
50	Feb. 17	L	SAN ANTONIO	109-111	21-29	1-L	Woolridge-25	Greenwood-14	Gervin-32	5,894
51	Feb. 19	L	MILWAUKEE	103-113	21-30	2-L	Greenwood-20	Greenwood-18	Moncrief-26	4,684
52	Feb. 21	L	UTAH	95-117	21-31	3-L	Dailey-15	Greenwood-9	Dantley-28	4,322
53	Feb. 22	W	@Indiana	121-111	22-31	1-W	Woolridge-32	Corzine-8	Stipanovich-25	6,761
54	Feb. 24	L	WASHINGTON	96-102	22-32	1-L	Dailey-21	Greenwood-12	Sobers-25	4,522
55	Feb. 25	L	@Atlanta	87-122	22-33	2-L	Green-17	Greenwood-7	Roundfield-21	7,956
56	Feb. 28	L	LOS ANGELES	108-124	22-34	3-L	Greenwood-23	Greenwood-16	Wilkes-22	10,949
57	Feb. 29	L	@Milwaukee	83-112	22-35	4-L	Dailey/Greenwood-14	Corzine/Greenwood-6	Bridgeman-25	9,021
58	Mar. 2	L	@Boston	100-104	22-36	5-L	Woolridge-23	Corzine-10	Bird-28	14,529
59	Mar. 3	W	ATLANTA	102-98	23-36	1-W	Dailey-22	Greenwood-9	Wilkins-21	8,649
60	Mar. 6	L	DETROIT	108-124	23-37	1-L	Dailey-27	Greenwood-12	Thomas-30	6,036
61	Mar. 8	L	@Kansas City	110-115	23-38	2-L	Woolridge-28	Greenwood-12	Oberding-22	6,396
62	Mar. 10	L	@San Diego	110-115	23-39	3-L	Dailey-30	Greenwood-9	Donaldson-22	4,530
63	Mar. 13	W	@Golden State	112-101	24-39	1-W	Greenwood-22	Greenwood-10	Short-24	4,800
64	Mar. 15	L	@Seattle	90-106	24-40	1-L	Dailey-30	Greenwood-13	Williams-23	10,189
65	Mar. 16	W	@Portland	156-155 (4 OT)	25-40	1-W	Dailey-33	Greenwood-12	Paxson-41	12,666
66	Mar. 18	L	@Denver	104-107	25-41	1-L	Dailey-19	Corzine-8	Vandeweghe-30	11,099
67	Mar. 20	W	CLEVELAND	108-104 (OT)	26-41	1-W	Dailey-36	Greenwood-19	Free-26	3,518
68	Mar. 23	L	@Indiana	112-119	26-42	1-L	Woolridge-28	Greenwood-13	Carter-20	7,424
69	Mar. 25	L	INDIANA	99-102	26-43	2-L	Woolridge-22	Greenwood/Wiggins-10	Kellogg-25	5,246
70	Mar. 27	L	DETROIT	83-111	26-44	3-L	Dailey-12	Greenwood-8	Laimbeer/Long-22	7,249
71	Mar. 28	L	@Detroit	101-108	26-45	4-L	Dailey-30	Woolridge-9	Laimbeer/Long-18	16,368
72	Mar. 30	L	@Milwaukee	86-119	26-46	5-L	Woolridge-20	Johnson-8	Pressey-29	9,846
73	Mar. 31	L	PHILADELPHIA	104-111	26-47	6-L	Dailey-25	Greenwood-16	Malone-29	11,821
74	Apr. 2	L	@New York	113-115	26-48	7-L	Dailey-44	Greenwood-9	Sparrow-24	5,268
75	Apr. 3	L	NEW YORK	96-113	26-49	8-L	Wiggins-20	Corzine-16	Tucker-20	3,329
76	Apr. 5	L	@Cleveland	99-114	26-50	9-L	Dailey-23	Johnson/Johnson-9	Shelton-21	2,804
77	Apr. 6	W	ATLANTA	111-103	27-50	1-W	Dailey-21	Johnson-11	Wilkins-23	4,034
78	Apr. 8	L	@Boston	110-117	27-51	1-L	Dailey-31	Johnson-12	Bird-30	14,890
79	Apr. 9	L	@Washington	134-136 (2 OT)	27-52	2-L	Dailey-32	Bryant-10	Ballard-33	5,268
80	Apr. 11	L	NEW JERSEY	112-129	27-53	3-L	Woolridge-22	Greenwood-13	Dawkins-18	5,221
81	Apr. 13	L	MILWAUKEE	85-109	27-54	4-L	Woolridge-20	Greenwood-12	Johnson-18	4,042
82	Apr. 15	L	@Philadelphia	115-129	27-55	5-L	Lester-16	Oldham-9	Erving-22	10,120



**LEFT TO RIGHT:** (first row): Ronnie Lester, Mitchell Wiggins, Quintin Dailey, Assistant Coach Bill Blair. (second row): Ennis Whatley, Assistant Coach/Scout Mike Thibault, Head Coach Kevin Loughery. (third row): Trainer Mark Pfeil, Orlando Woolridge, Dave Corzine, Rod Higgins, Assistant Coach Fred Carter, General Manager Rod Thorn. (fourth row): Wallace Bryant, Steve Johnson, Jawann Oldham, Sidney Green, David Greenwood.

**DRAFT:** First round, Sidney Green (Nevada-Las Vegas), Ennis Whatley (Alabama) and Mitchell Wiggins (Florida State); second round, Chris McNealy (San Jose State).

**RECORD: 27-55 (FIFTH PLACE)**

**REGULAR SEASON:** Named Kevin Loughery Head Coach (06/07/83) ... opening day lineup: forwards David Greenwood and Orlando Woolridge, center Dave Corzine, guards Quintin Dailey and Ennis Whatley ... seven-game winning streak snapped with 103-96 loss at Detroit (12/30/83) ... Whatley tied Stadium record with 22 assists in 113-111 win over New York (01/14/84) ... traded Reggie Theus to Kansas City for Steve Johnson and a future draft pick (02/15/84) ... as youngest player in NBA, Whatley set team-assist record for rookies (662).

**PLAYOFFS:** Failed to qualify for third straight year.

**HONORS:** Woolridge led Bulls in scoring (19.3) ... Greenwood led Bulls in rebounding (10.1).

# 1984-1985 CHICAGO BULLS



MEDIA COMMUNITY HISTORY PLAYOFFS RECORDS 2011-12 SEASON OPPONENTS THE NBA PLAYERS BBALL OPS. FRONT OFFICE

GAME	DATE	W-L	OPPONENT	SCORE BULLS-OPP.	TOTAL RECORD	SK	BULLS HI. SCORER	BULLS HI. REBOUNDER	OPPONENT HI. SCORER	GAME ATTN.
1	Oct. 26	W	WASHINGTON	109-93	1-0	1-W	Woolridge-28	Johnson/Woolridge-9	Johnson/Williams-15	13,913
2	Oct. 27	L	@ Milwaukee	106-108	1-1	1-L	Woolridge-29	Green-10	Cummings-34	10,052
3	Oct. 29	W	MILWAUKEE	116-110	2-1	1-W	Jordan-37	Woolridge-12	Moncrief-28	9,356
4	Oct. 30	W	@Kansas City	109-104	3-1	2-W	Jordan-25	Jones-8	E. Johnson-24	9,391
5	Nov. 1	L	@Denver	113-129	3-2	1-L	Dailey-26	Green-9	Natt-31	9,413
6	Nov. 7	W	@Detroit	122-118	4-2	1-W	Dailey-29	Jones-11	Thomas-35	15,542
7	Nov. 8	W	@New York	121-106	5-2	2-W	Jordan-33	Jordan-8	King-34	19,252
8	Nov. 10	W	@Indiana	118-116	6-2	3-W	Woolridge-31	Corzine-13	Kellogg-31	16,920
9	Nov. 13	W	SAN ANTONIO	120-117	7-2	4-W	Jordan-45	Jones-9	Gervin-28	9,866
10	Nov. 15	L	BOSTON	105-125	7-3	1-L	Jordan-27	Jordan-9	Maxwell-30	17,753*
11	Nov. 17	L	PHILADELPHIA	100-109	7-4	2-L	Woolridge-33	Grwd/Jrdn/Wirdg-5	Malone-39	18,116*
12	Nov. 19	L	INDIANA	120-137	7-5	3-L	Jordan-34	Jones-9	Fleming-26	7,516
13	Nov. 21	L	@Milwaukee	98-108	7-6	4-L	Jordan-35	Johnson-14	Pressey-27	11,052
14	Nov. 23	W	@Seattle	114-94	8-6	1-W	Jordan-23	Greenwood-9	Wood-21	12,283
15	Nov. 24	L	@Portland	131-141	8-7	1-L	Jordan-30	Corzine/Johnson-10	Paxson-31	12,666
16	Nov. 27	L	@Golden State	103-109	8-8	2-L	Woolridge-20	Greenwood-8	Floyd-25	13,295
17	Nov. 29	W	@Phoenix	95-100	9-9	3-L	Jordan-22	Johnson-13	Nance-24	12,713
18	Nov. 30	W	@L.A. Clippers	104-100	9-9	1-W	Woolridge-23	Jones-10	Smith-33	14,366
19	Dec. 2	W	@L.A. Lakers	113-112	10-9	2-W	Dailey-28	Greenwood-13	Abdul-Jabbar-32	17,505
20	Dec. 4	W	NEW JERSEY	112-97	11-9	3-W	Woolridge-37	Johnson-10	Richardson-22	6,126
21	Dec. 7	W	NEW YORK	95-93	12-9	4-W	Woolridge-23	Johnson-10	Orr-23	8,022
22	Dec. 8	W	DALLAS	99-97	13-9	5-W	Woolridge-30	Johnson-Jones-9	Aguirre-24	13,167
23	Dec. 11	L	DETROIT	101-108	13-10	1-L	Jordan-27	Jones-11	Tyler-26	16,066
24	Dec. 12	L	@Detroit	95-102	13-11	2-L	Jordan-21	Jones-7	Thomas-23	14,016
25	Dec. 14	L	@New Jersey	109-111	13-12	3-L	Jordan-34	Jordan-8	Birdsong-24	14,091
26	Dec. 15	L	PHILADELPHIA	102-114	13-13	4-L	Woolridge-30	Oldham-8	Malone-28	16,261
27	Dec. 18	L	HOUSTON	96-104	13-14	5-L	Woolridge-28	Woolridge-12	Olaajun-24	18,543*
28	Dec. 20	W	@Atlanta #	132-129 (2 OT)	14-14	1-W	Jordan-34	Johnson-16	Rivers-30	5,647
29	Dec. 22	W	BOSTON	110-85	15-14	2-W	Jordan-32	Jordan-12	Ainge-16	14,414
30	Dec. 27	W	CLEVELAND	112-108	16-14	3-W	Jordan-45	Greenwood-8	Free-30	10,551
31	Dec. 29	L	ATLANTA	101-104	16-15	1-L	Johnson-27	Jones-10	Rivers-20	12,695
32	Jan. 2	L	@Atlanta	107-121	16-16	2-L	Jordan/Woolridge-25	Greenwood-10	Wilkins-35	11,274
33	Jan. 4	W	MILWAUKEE	106-101	17-16	1-W	Dailey-26	Johnson-13	Moncrief-29	13,357
34	Jan. 5	L	@New York	113-119	17-17	1-L	Jordan-42	Corzine-12	King-34	17,865
35	Jan. 9	L	@Boston	108-111	17-18	2-L	Jordan-36	Corzine-9	Bird-28	14,890
36	Jan. 11	W	NEW YORK	113-97	18-18	1-W	Jordan-23	Greenwood-8	Walker-16	11,556
37	Jan. 12	L	@Cleveland	98-101	18-19	1-L	Jordan-12	Jordan-12	Free-32	18,074
38	Jan. 14	W	DENVER	122-113	19-19	1-W	Jordan-35	Jordan-14	English-25	8,922
39	Jan. 16	L	@New Jersey	94-100	19-20	1-L	Jordan-27	Jordan-7	Birdsong-20	12,787
40	Jan. 17	W	CLEVELAND	98-93	20-20	1-W	Jordan-25	Corzine-12	Hinson-19	7,199
41	Jan. 19	L	@Indiana	107-110	20-21	1-L	Jordan-38	Jordan-12	Williams-24	11,303
42	Jan. 22	W	PORTLAND	123-115	21-21	1-W	Jordan/Woolridge-29	Jordan-12	Thompson-25	6,321
43	Jan. 25	W	SEATTLE	93-76	22-21	2-W	Jordan-22	Johnson-11	Sikma-16	17,032
44	Jan. 26	W	ATLANTA	117-104	23-21	3-W	Jordan-45	Johnson-13	Wilkins-30	10,459
45	Jan. 29	W	KANSAS CITY	103-97	24-21	4-W	Jordan-26	Johnson-9	E. Johnson-26	7,216
46	Jan. 30	L	@Washington	95-106	24-22	1-L	Jordan-38	Green-10	Williams-29	18,484
47	Feb. 1	L	@Philadelphia	110-121	24-23	2-L	Jordan-31	Green-14	Malone-23	17,921
48	Feb. 5	L	BOSTON	106-110	24-24	3-L	Jordan-12	Jordan-12	McHale-29	18,061*
49	Feb. 7	L	@Cleveland	99-108	24-25	4-L	Jordan-23	Woolridge-11	Free-29	9,113
50	Feb. 12	W	DETROIT	139-126 (OT)	25-25	1-W	Jordan-49	Jordan/Green-15	Johnson-28	13,363
51	Feb. 15	L	INDIANA	96-114	25-26	2-L	Woolridge-24	Johnson-11	Williams-24	7,782
52	Feb. 17	L	@Milwaukee	105-125	25-27	2-L	Jordan-26	Crne/Grwd/Green-6	Moncrief-21	11,052
53	Feb. 19	L	L.A. LAKERS	117-127	25-28	3-L	Woolridge-30	Woolridge-9	Abdul-Jabbar-27	19,052*
54	Feb. 22	L	@Boston +	105-115	25-29	4-L	Jordan-26	Johnson-9	Bird-34	15,685
55	Feb. 23	W	GOLDEN STATE	140-125	26-29	1-W	Jordan-38	Greenwood-10	Floyd-25	11,475
56	Feb. 26	L	CLEVELAND	118-123 (OT)	26-30	1-L	Jordan-28	Greenwood-16	Hinson-25	6,965
57	Feb. 27	L	@Detroit	99-108	26-31	2-L	Jordan-24	Johnson/Jordan-6	Laimbeer-28	20,14
58	Mar. 1	W	NEW YORK	109-104	27-31	1-W	Woolridge-28	Jordan-10	King-41	12,681
59	Mar. 3	L	NEW JERSEY	113-117	27-32	1-L	Jordan-37	Jordan-14	Birdsong-30	9,363
60	Mar. 5	W	WASHINGTON	104-99	28-32	1-W	Jordan-37	Jrdn/Oldhm/Wirdg-9	Williams-18	5,629
61	Mar. 6	W	@Boston	107-104	29-32	2-W	Jordan-33	Greenwood-8	Parish-26	14,890
62	Mar. 8	W	L.A. CLIPPERS	117-101	30-32	3-W	Woolridge-28	Oldham/Woolridge-9	Smith-23	7,226
63	Mar. 9	L	UTAH	105-111	30-33	1-L	Woolridge-35	Woolridge-16	Griffith-40	12,288
64	Mar. 11	L	@Washington	112-119	30-34	2-L	Dailey-24	Corzine-8	Malone-37	11,262
65	Mar. 12	W	DETROIT	111-110	31-34	1-W	Jordan-32	Greenwood-9	Roundfield/Laimbeer-21	13,227
66	Mar. 14	L	@New York	97-106	31-35	1-L	Dailey-23	Greenwood-8	King-24	13,766
67	Mar. 15	W	PHOENIX	103-97	32-35	1-W	Jordan-27	Jordan-9	Adams-36	8,625
68	Mar. 17	W	MILWAUKEE	119-117 (OT)	33-35	2-W	Jordan-32	Jordan/Woolridge-11	Cummings/Moncrief-28	16,022
69	Mar. 19	L	@Houston	100-106	33-36	1-L	Jordan-31	Johnson/Oldham-8	Sampson-26	16,016
70	Mar. 20	L	@San Antonio	98-106	33-37	2-L	Jordan-38	Greenwood-9	Mitchell-31	10,018
71	Mar. 23	W	@Dallas	107-97	34-37	1-W	Johnson-31	Jordan-9	Aguirre-32	17,007
72	Mar. 24	L	@Utah	92-110	34-38	1-L	Jordan-26	Greenwood-10	Dantley-29	8,953
73	Mar. 26	W	INDIANA	120-119	35-38	1-W	Jordan-38	Woolridge-12	Sicking-23	7,268
74	Mar. 28	L	@Cleveland	114-122	35-39	1-L	Jordan-35	Greenwood-11	Free-32	9,104
75	Mar. 30	L	PHILADELPHIA	117-122	35-40	2-L	Jordan-38	Oldham-6	Malone-31	9,133*
76	Apr. 2	W	NEW JERSEY	108-94	36-40	1-W	Jordan-31	Green-12	Richardson-29	16,636
77	Apr. 3	W	@Washington	100-91	37-40	2-W	Jordan-25	Greenwood-9	Malone-22	11,201
78	Apr. 5	L	@Philadelphia	113-116	37-41	1-L	Jordan/Woolridge-40	Green-10	Malone-27	16,579
79	Apr. 6	W	@Atlanta	117-114	38-41	1-W	Jordan-33	Greenwood-11	Wilkins-30	10,888
80	Apr. 8	L	@Indiana	103-107	38-42	1-L	Jordan-22	Jordan/Woolridge-8	Kellogg-34	11,225
81	Apr. 12	L	ATLANTA	118-119	38-43	2-L	Jordan-28	Green-14	Wilkins-31	15,747
82	Apr. 13	L	@New Jersey	103-123	38-44	3-L	Woolridge-33	Green-16	Richardson/King-20	18,758

\* home sellout # at New Orleans + at Hartford



**LEFT TO RIGHT:** (front row): Ronnie Lester, Ennis Whatley, Michael Jordan, Quintin Dailey, Wes Matthews. (middle row): Trainer Mark Pfeil, Assistant Coach Fred Carter, Head Coach Kevin Loughery, General Manager Rod Thorn, Assistant Coach Bill Blair. (back row): Orlando Woolridge, Charles Jones, Caldwell Jones, Dave Corzine, Jawann Oldham, Steve Johnson, Sidney Green, Rod Higgins. (not pictured) Assistant Coach/Scout Mike Thibault.

**DRAFT:** First round, Michael Jordan (North Carolina); second round, Ben Coleman (Maryland) and Greg Wiltjer (Victoria).

**RECORD: 38-44 (THIRD PLACE)**

**REGULAR SEASON:** Opening day lineup: forwards Steve Johnson and Orlando Woolridge, center Caldwell Jones, guards Michael Jordan and Ennis Whatley ... defeated Washington 109-83 as Jordan scored 16 points in debut (10/26/84) ... re-signed free agent David Greenwood (12/16/84) ... Jordan broke own rookie-scoring record with 49 points in 139-126 win over Detroit (02/12/85) ... released Rod Thorn as General Manager and named Jerry Krause Vice President of Basketball Operations (03/26/85) ... Jordan set club single-season record for points (2,313), field goals (837), free throws (630), free throw attempts (746) and steals (196).

**PLAYOFFS:** Qualified for first time since 1981 ... eliminated 3-1 by Milwaukee ... fired Kevin Loughery as Head Coach (05/28/85).

**HONORS:** Jordan selected as a starter to East All-Star Team ... Jordan led Bulls in scoring (28.2), rebounding (6.5), assists (5.9) and steals (2.39) ... Jordan named NBA Rookie of the Year, Sporting News Rookie of the Year, Schick Pivotal Player of the Year, Seagram's NBA Player of the Year.



# 1985-1986 CHICAGO BULLS



MEDIA COMMUNITY HISTORY PLAYOFFS RECORDS 2011-12 SEASON OPPONENTS THE NBA PLAYERS 'BALL OPS. FRONT OFFICE

GAME	DATE	W-L	OPPONENT	SCORE BULLS-OPP.	TOTAL RECORD	SK	BULLS HI. SCORER	BULLS HI. REBOUNDER	OPPONENT HI. SCORER	GAME ATTEN.
1	Oct. 25	W	CLEVELAND	116-115 (OT)	1-0	1-W	Woolridge-35	Woolridge-12	Free-27	11,124
2	Oct. 26	W	DETROIT	121-118	2-0	2-W	Jordan-33	Corzine-10	Thomas-36	15,137
3	Oct. 29	W	@Golden State	111-105	3-0	3-W	Woolridge-27	Green-11	Floyd-32	11,210
4	Oct. 31	L	@L.A. Clippers	112-120	3-1	2-L	Woolridge-28	Green-8	M. Johnson-33	7,809
5	Nov. 2	L	@Seattle	100-118	3-2	1-L	Woolridge-26	Oakley-10	Chambers-23	12,369
6	Nov. 6	L	@Detroit	105-122	3-3	3-L	Woolridge-37	Green-12	Thomas-23	12,156
7	Nov. 7	L	@New Jersey	97-106	3-4	4-L	Woolridge-25	Widge/Grn/Oakly-9	B. Williams-23	10,149
8	Nov. 9	W	@New York	97-94	4-4	1-W	Woolridge-28	Green-12	Ewing-26	18,737
9	Nov. 12	L	MILWAUKEE	103-132	4-5	1-L	Woolridge-31	Corzine-10	Cummings-26	10,312
10	Nov. 13	L	@Philadelphia	106-110	4-6	2-L	Woolridge-34	Green-16	Malone-21	10,338
11	Nov. 15	L	@Milwaukee	103-118	4-7	3-L	Woolridge-21	Green-14	Cummings-22	11,052
12	Nov. 16	L	CLEVELAND	128-132 (OT)	4-8	4-L	Woolridge-35	Corzine-12	Free-28	9,133
13	Nov. 19	W	INDIANA	121-114	5-8	1-W	Woolridge-15	Green-13	H. Williams-27	10,433
14	Nov. 20	L	@Atlanta	101-116	5-9	1-L	Dailey-31	Oakley-10	Wilkins-28	7,179
15	Nov. 23	W	GOLDEN STATE	135-108	6-9	1-W	Corvin-32	Green-16	Short-30	10,377
16	Nov. 24	L	@Washington	106-115	6-10	1-L	Dailey-27	Green-9	Ruland-27	6,720
17	Nov. 26	W	@Denver	128-123	7-10	1-W	Gervin-27	Oldham-9	English-26	10,955
18	Nov. 27	L	@Utah	96-114	7-11	1-L	Woolridge-22	Woolridge/Oldham-8	Dantley-38	11,920
19	Nov. 29	L	@Portland	107-122	7-12	2-L	Gervin-21	Oakley-14	Vandeweghe-23	11,920
20	Dec. 1	L	@L.A. Lakers	113-117	7-13	3-L	Dailey-19	Oldham-7	Worthy-33	11,505
21	Dec. 3	L	@Sacramento	118-131	7-14	4-L	Woolridge-23	Corzine-8	E. Johnson-29	10,333
22	Dec. 4	L	@Phoenix	99-100	7-15	5-L	Woolridge-29	Nance-29	Nance-29	10,369
23	Dec. 6	W	@San Antonio	131-123	8-15	1-W	Dailey-27	Corzine-13	Robertson-23	13,960
24	Dec. 7	L	@Houston	104-116	8-16	1-L	Woolridge-25	Corzine-7	Olajuwon-33	14,597
25	Dec. 10	L	SAN ANTONIO	107-109	8-17	2-L	Woolridge/Dailey-25	Corzine-12	Robertson-29	7,892
26	Dec. 12	W	PHILADELPHIA	106-102	9-17	1-W	Green-22	Green-14	Barkley-25	11,123
27	Dec. 14	L	SACRAMENTO	103-108	9-18	1-L	Green-21	Green-14	Theus-21	8,823
28	Dec. 15	L	@Boston	104-109	9-19	2-L	Woolridge-26	Green-16	Bird-34	14,890
29	Dec. 17	W	BOSTON	116-108	10-19	1-W	Woolridge-37	Oldham-12	D. Johnson-25	13,786
30	Dec. 19	L	WASHINGTON	92-98	10-20	1-L	Dailey-31	Woolridge-9	C. Robinson-27	9,279
31	Dec. 21	W	UTAH	117-104	11-20	1-W	Gervin-21	Green-15	Dantley-20	10,823
32	Dec. 26	L	NEW YORK	96-113	11-21	1-L	Gervin-30	Oakley-12	Cummings-22	12,362
33	Dec. 28	W	INDIANA	108-104	12-21	1-W	Woolridge-31	Green-15	Tisdale-26	7,124
34	Dec. 30	W	@Cleveland	121-117	13-21	2-W	Gervin-31	Green-11	Free-29	11,086
35	Jan. 2	W	DETROIT	131-122	14-21	3-W	Dailey/Woolridge-26	Corzine-13	Thomas-29	13,247
36	Jan. 4	L	ATLANTA	100-111	14-22	1-L	Woolridge-21	Oldham-12	Wilkins-27	8,826
37	Jan. 7	L	NEW JERSEY	105-110	14-23	2-L	Gervin-28	Green-18	Dawkins-24	7,716
38	Jan. 11	L	L.A. CLIPPERS	132-123	15-23	1-L	Woolridge-28	Woolridge/Oakley-7	Nixon-26	9,469
39	Jan. 14	L	WASHINGTON	113-117	15-24	1-L	Woolridge-23	Green-9	Malone-26	7,238
40	Jan. 15	L	@Detroit	115-123	15-25	2-L	Gervin-27	Green-14	Thomas-28	10,350
41	Jan. 17	L	PHILADELPHIA	118-120 (OT)	15-26	3-L	Gervin-31	Green/Banks-8	Cheeks-28	13,765
42	Jan. 19	L	@Washington	98-112	15-27	4-L	Woolridge-20	Corzine-15	Malone-40	17,781
43	Jan. 20	L	L.A. LAKERS	118-133	15-28	5-L	Woolridge-23	Woolridge-11	Worthy-33	17,284*
44	Jan. 25	W	PHOENIX	133-114	16-28	1-W	Woolridge-44	Green-11	Davis-30	10,634
45	Jan. 27	L	@Dallas	116-124	16-29	1-L	Gervin-45	Corzine-9	Blackman-33	16,498
46	Jan. 28	L	@New York	111-118	16-30	2-L	Dailey-38	Oakley-14	Ewing-37	12,150
47	Jan. 30	L	BOSTON	91-101	16-31	3-L	Green-21	Green-10	Bird-26	15,207
48	Feb. 1	W	HOUSTON	132-122	17-31	1-W	Gervin-35	Oakley-17	Olajuwon-33	12,327
49	Feb. 2	L	@Indiana	106-131	17-32	1-L	Oakley-22	Green-14	Fleming-27	10,911
50	Feb. 4	L	DETROIT	115-117	17-33	2-L	Green-29	Oakley/Green-12	Trippuca-28	9,456
51	Feb. 6	L	@Milwaukee	97-117	17-34	3-L	Oakley-18	Oakley/Banks-10	Pierce-18	11,052
52	Feb. 12	L	@Philadelphia	98-106	17-35	4-L	Gervin-30	Oakley-14	Malone/Cheeks-22	11,121
53	Feb. 14	L	INDIANA	88-104	17-36	5-L	Oakley-17	Oakley-13	Williams-39	10,346
54	Feb. 16	L	DALLAS	114-120	17-37	6-L	Oakley-28	Oakley/Corzine-15	Blackman-28	12,222
55	Feb. 17	L	@Indiana	110-124	17-38	7-L	Gervin-23	Oakley-7	Anderson/Williams-22	11,306
56	Feb. 19	W	@New Jersey	99-96	18-38	1-W	Holton-18	Green-15	Gminski/King-28	9,292
57	Feb. 21	W	PORTLAND	108-96	19-38	2-W	Banks-26	Oakley-15	Vandeweghe-24	8,827
58	Feb. 22	W	SEATTLE	129-125 (3 OT)	20-38	3-W	Banks-38	Oakley-20	Chambers-31	10,247
59	Feb. 24	L	@Detroit	100-110	20-39	1-L	Gervin-26	Oakley/Green-12	Trippuca-41	15,796
60	Feb. 25	L	PHILADELPHIA	108-122	20-40	2-L	Oakley-31	Oakley-13	Malone-42	11,247
61	Feb. 28	L	CLEVELAND	116-96	21-40	1-L	Gervin-26	Oakley-14	Turpin-18	17,483*
62	Mar. 4	L	BOSTON	94-106	21-41	1-L	Oakley-22	Oakley-10	McHale-23	14,172
63	Mar. 5	L	@Boston	97-108	21-42	2-L	Green-25	Oakley-9	Bird-26	14,890
64	Mar. 7	L	ATLANTA	108-112	21-43	3-L	Gervin-37	Oakley/Oldham-9	Wilkins-42	12,022
65	Mar. 9	W	NEW YORK	114-101	22-43	1-W	Green-31	Oakley-15	Balley-24	9,736
66	Mar. 11	W	NEW JERSEY	113-100	23-43	2-W	Banks-26	Oakley-14	Gminski-19	8,722
67	Mar. 13	W	DENVER	112-102	24-43	3-W	Green-28	Oakley-14	Natt-21	6,649
68	Mar. 15	L	MILWAUKEE	116-125 (OT)	24-44	1-L	Oakley-35	Oakley-26	Cummings-34	15,208
69	Mar. 17	L	@Atlanta	96-106	24-45	2-L	Oakley-20	Oakley-15	Wilkins-29	9,812
70	Mar. 19	L	@Philadelphia	112-118	24-46	3-L	Gervin-20	Oakley-11	Erving/Malone-29	9,343
71	Mar. 21	L	@Boston	105-126	24-47	4-L	Woolridge-24	Oakley-11	Bird-32	14,890
72	Mar. 22	L	@Cleveland	97-123	24-48	5-L	Gervin-20	Oakley-18	Free-38	10,091
73	Mar. 25	W	NEW YORK	111-98	25-48	1-W	Woolridge-22	Oakley-12	Bannister-22	10,561
74	Mar. 28	L	@New Jersey	107-118	25-49	1-L	Woolridge-32	Oakley-14	Gminski-26	14,846
75	Mar. 29	W	@New York	106-96	26-49	1-W	Jordan-24	Oakley/Banks-11	Bannister-24	12,720
76	Apr. 1	L	@Milwaukee	107-116	26-50	1-L	Jordan-28	Oakley-12	Cummings-32	11,052
77	Apr. 3	W	@Indiana	109-108	27-50	1-W	Jordan-26	Banks-10	Tisdale-30	11,599
78	Apr. 5	W	ATLANTA	102-97	28-50	2-W	Jordan-30	Oakley-15	Wilkins-28	17,659*
79	Apr. 7	W	MILWAUKEE	107-101	29-50	3-W	Jordan-26	Oakley-15	Reynolds-17	10,249
80	Apr. 8	L	@Atlanta	118-131	29-51	1-L	Jordan-30	Oakley-9	Wilkins-37	8,806
81	Apr. 11	W	WASHINGTON	105-103	30-51	1-W	Jordan-31	Oakley-20	Malone-24	18,869*
82	Apr. 13	L	@Cleveland	97-104	30-52	1-L	Jordan-29	Oakley-6	Free-31	8,056





**LEFT TO RIGHT:** (front row): Billy McKinney, Rod Higgins, Michael Jordan, Gene Banks, Kyle Macy. (middle row): Trainer Mark Pfeil, Assistant Coach Murray Arnold, Vice President- Basketball Operations Jerry Krause, Head Coach Stan Albeck, Assistant Coach Tex Winter, Assistant Coach/Scout Mike Thibault. (back row): Orlando Woolridge, David Greenwood, Dave Corzine, Jawann Oldham, Mike Smrek, Sidney Green, Charles Oakley.

**DRAFT:** First round, Keith Lee (Memphis State); second round, Ken Johnson (Michigan State), Aubrey Sherrod (Wichita State) and Adrian Branch (Maryland). Lee's draft rights and guard Ennis Whatley traded to Cleveland for forward Charles Oakley (ninth overall) and Sacramento pick Calvin Duncan (30th overall). Johnson's draft rights and forward Ben Coleman traded to Portland for draft rights to Mike Smrek.

**RECORD: 30-52 (FOURTH PLACE)**

**REGULAR SEASON:** Named Stan Albeck Head Coach, and traded forward Steve Johnson and second-round draft pick to San Antonio for forward Gene Banks (06/17/85) ... traded forward David Greenwood to San Antonio for guard George Gervin (10/24/85) ... won third straight game, 111-105 at Golden State, but lost guard Michael Jordan for 64 games with broken foot (10/29/85) ... lost eight of first nine without Jordan ... activated Jordan (03/14/86) ... clinched playoff berth with 105-103 win over Washington before a season-high 18,869 in attendance at Stadium.

**PLAYOFFS:** Qualified for second straight year ... Jordan scored NBA playoff-record 63 points in the Bulls' 135-131 double overtime loss at Boston (04/20/86) ... eliminated 3-0 by Boston ... fired Albeck as Head Coach (05/19/86).

**HONORS:** Jordan led Bulls in scoring (22.7) ... Oakley led Bulls in rebounding (8.6).

# 1986-1987 CHICAGO BULLS



HISTORY COMMUNITY MEDIA PLAYOFFS RECORDS 2011-12 SEASON OPPONENTS THE NBA PLAYERS BALL OPS. FRONT OFFICE

GAME	DATE	W-L	OPPONENT	SCORE BULLS-OPP.	TOTAL RECORD	SK	BULLS HI. SCORER	BULLS HI. REBOUNDER	OPPONENT HI. SCORER	GAME ATTEN.
1	Nov. 1	W	@New York	108-103	1-0	1-W	Jordan-50	Cureton-13	Sparrow-24	19,325
2	Nov. 2	W	@Cleveland	94-89	2-0	2-W	Jordan-41	Oakley-15	Harper-23	17,540
3	Nov. 4	W	SAN ANTONIO	111-104	3-0	3-W	Jordan-34	Oakley/Cureton-15	Mitchell-34	12,282
4	Nov. 7	L	@Detroit	109-115	3-1	1-L	Jordan-33	Oakley-19	Thomas-29	18,579
5	Nov. 8	W	PHOENIX	101-96	4-1	1-W	Jordan-39	Oakley-17	Nance-27	15,122
6	Nov. 11	W	ATLANTA	112-110	5-1	2-W	Jordan-34	Cureton-11	Wilkins-26	16,877
7	Nov. 12	L	@Washington	99-101	5-2	1-L	Jordan-28	Oakley-13	Malone-33	15,121
8	Nov. 14	L	BOSTON	98-110	5-3	2-L	Jordan-48	Oakley-13	Bird-37	19,919*
9	Nov. 21	W	NEW YORK	101-99	6-3	1-W	Jordan-40	Oakley/Corzine-7	Sparrow-22	14,328
10	Nov. 22	W	WASHINGTON	93-84	7-3	2-W	Jordan-22	Oakley-12	Malone-32	17,229
11	Nov. 26	L	@Denver	107-109	7-4	1-L	Jordan-37	Corzine-14	English-32	17,022
12	Nov. 28	L	@L.A. Lakers	103-110	7-5	2-L	Jordan-41	Oakley-21	Johnson-30	17,505
13	Nov. 29	L	@Golden State	106-113	7-6	3-L	Jordan-40	Oakley-9	Carroll-28	15,025
14	Dec. 2	W	@Seattle	115-109 (OT)	8-6	1-W	Jordan-40	Oakley-12	Chambers/McDaniel-29	13,438
15	Dec. 3	L	@Utah	94-99	8-7	1-L	Jordan-45	Oakley-14	Malone-24	12,212
16	Dec. 5	L	@Phoenix	112-114	8-8	2-L	Jordan-43	Oakley/Corzine-9	Davis-31	14,519
17	Dec. 6	L	@San Antonio	97-106	8-9	3-L	Jordan-43	Cureton-9	Robertson-30	11,939
18	Dec. 9	W	DENVER	106-100	9-9	1-W	Jordan-40	Oakley-13	English-28	10,717
19	Dec. 10	L	@Atlanta	95-123	9-10	1-L	Jordan-41	Oakley-10	Wilkins-57	16,522
20	Dec. 12	W	@Milwaukee	106-93	10-10	1-W	Jordan-41	Oakley-16	Hodges-23	11,052
21	Dec. 13	L	MILWAUKEE	90-113	10-11	1-L	Paxson-16	Brown-9	Pressey-20	17,335
22	Dec. 16	W	NEW JERSEY	99-98	11-11	1-W	Jordan-41	Oakley-11	Gminski-24	10,162
23	Dec. 18	W	@Indiana	97-88	12-11	2-W	Jordan-41	Oakley-11	Person-17	15,844
24	Dec. 20	L	UTAH	89-91	12-12	1-W	Jordan-27	Oakley-17	Malone-17	11,993
25	Dec. 23	W	CLEVELAND	108-92	13-12	1-W	Jordan-43	Corzine-10	Williams-17	14,698
26	Dec. 25	L	@New York	85-86	13-13	1-L	Jordan-30	Oakley-12	Ewing-28	15,811
27	Dec. 27	W	INDIANA	105-93	14-13	1-W	Jordan-44	Oakley-13	Person-23	16,781
28	Dec. 30	L	GOLDEN STATE	99-102	14-14	1-L	Jordan-31	Corzine-8	Carroll-25	15,317
29	Jan. 2	L	@Boston	99-113	14-15	2-L	Jordan-34	Oakley-13	Bird-37	14,890
30	Jan. 3	W	DETROIT	124-119	15-15	1-W	Jordan-47	Oakley-18	Thomas-36	15,413
31	Jan. 6	W	@Cleveland	99-95	16-15	2-W	Jordan-27	Oakley-18	Harper-22	12,151
32	Jan. 8	W	PORTLAND	121-117	17-15	3-W	Jordan-53	Oakley-16	Wandeweghe-35	11,033
33	Jan. 10	W	NEW JERSEY	119-109	18-15	4-W	Jordan-31	Sellers-13	Williams-23	16,243
34	Jan. 15	L	HOUSTON	96-107	18-16	1-L	Jordan-43	Corzine-12	Reid-26	17,038
35	Jan. 17	W	PHILADELPHIA	105-89	19-16	1-W	Jordan-47	Oakley-17	Barkley-21	18,222*
36	Jan. 19	L	@Indiana	95-109	19-17	1-L	Jordan-32	Oakley-18	Person-27	14,754
37	Jan. 20	W	MILWAUKEE	103-90	20-17	1-W	Jordan-31	Sellers-11	Cummings-27	13,674
38	Jan. 23	W	CLEVELAND	117-96	21-17	2-W	Jordan-35	Oakley-12	Harper-24	15,906
39	Jan. 24	L	@Cleveland	84-114	21-18	1-L	Jordan-27	Cureton/Banks-6	Hubbard-23	20,103
40	Jan. 27	L	BOSTON	97-105	21-19	2-L	Jordan-30	Corzine/Oakley-17	McHale-30	18,106*
41	Jan. 28	L	@Boston	103-132	21-20	3-L	Jordan-27	Oakley-11	Bird/Johnson-26	14,890
42	Jan. 30	L	@Philadelphia	112-121	21-21	4-L	Jordan-49	Oakley-17	Barkley-40	17,967
43	Feb. 1	L	@Detroit	92-94	21-22	5-L	Jordan-38	Oakley-17	Dantley-25	38,873
44	Feb. 3	W	WASHINGTON	98-91	22-22	1-W	Jordan-32	Oakley-13	Malone/Whatley-20	12,847
45	Feb. 5	L	@Milwaukee	105-120	22-23	1-L	Jordan-36	Oakley-10	Pierce-32	11,052
46	Feb. 10	W	PHILADELPHIA	104-99	23-23	1-W	Jordan-29	Oakley-12	Erving-30	17,234
47	Feb. 13	W	SEATTLE	106-98	24-23	2-W	Jordan-45	Banks-17	McDaniel-27	16,251
48	Feb. 14	W	@New York	112-108	25-23	3-W	Jordan-33	Oakley-13	Ewing-27	19,591
49	Feb. 16	L	SACRAMENTO	120-124 (OT)	25-24	1-L	Jordan-43	Oakley/Corzine-14	Thorpe-29	13,771
50	Feb. 20	L	L.A. LAKERS	100-110	25-25	2-L	Jordan-33	Oakley-11	Johnson-28	18,079*
51	Feb. 22	W	CLEVELAND	102-98	26-25	1-W	Jordan-43	Oakley/Sellers-8	Harper-22	17,812*
52	Feb. 24	W	ATLANTA	113-103	27-25	2-W	Jordan-34	Jordan-12	Wilkins-27	17,105
53	Feb. 26	W	NEW JERSEY	128-113	28-25	3-W	Jordan-58	Oakley-17	B. Williams-25	14,098
54	Feb. 28	W	MILWAUKEE	107-104	29-25	4-W	Jordan-37	Oakley-15	Cummings-23	18,122*
55	Mar. 1	L	@New Jersey	95-105	29-26	1-L	Jordan-30	Oakley-9	Gminski-25	14,826
56	Mar. 3	W	L.A. CLIPPERS	114-80	30-26	1-W	Jordan-30	Banks-11	Valentine-18	11,915
57	Mar. 4	W	@Detroit	125-120 (OT)	31-26	2-W	Jordan-61	Oakley-16	Dantley-32	30,281
58	Mar. 6	L	NEW YORK	109-110	31-27	1-L	Jordan-27	Oakley-17	G. Wilkins-33	18,217*
59	Mar. 8	W	DALLAS	115-105 (OT)	32-27	1-W	Jordan-33	Oakley-20	Blackman-28	17,855*
60	Mar. 9	L	@Atlanta	103-108	32-28	1-L	Jordan-31	Oakley-19	Wilks-30	16,522
61	Mar. 11	L	@Philadelphia	108-117	32-29	2-L	Jordan-49	Oakley-20	Barkley-31	15,308
62	Mar. 13	L	DETROIT	99-100	32-30	3-L	Jordan-24	Oakley-12	Thomas-30	18,122*
63	Mar. 14	L	@Washington	105-106 (OT)	32-31	4-L	Sellers-25	Oakley-19	J. Malone-31	19,411
64	Mar. 16	L	@Houston	96-97	32-32	5-L	Jordan-44	Oakley-15	Olajuwon-28	16,279
65	Mar. 17	L	@Dallas	96-114	32-33	6-L	Oakley-23	Aguirre-31	Wolridge-17	17,007
66	Mar. 19	W	@L.A. Clippers	114-97	33-33	1-W	Jordan-40	Oakley-13	Dailey-22	15,371
67	Mar. 21	W	@Sacramento	112-97	34-33	2-W	Jordan-40	Oakley-13	Johnson-29	10,333
68	Mar. 22	L	@Portland	113-115	34-34	1-L	Jordan-46	Oakley-14	Wandeweghe-28	12,666
69	Mar. 24	W	PHILADELPHIA	93-91	35-34	1-W	Jordan-56	Oakley/Jordan-7	Cotler-21	18,122*
70	Mar. 26	L	@New Jersey	107-109	35-35	1-L	Jordan-40	Oakley-13	Woolridge-23	15,011
71	Mar. 27	L	BOSTON	106-111	35-36	2-L	Sellers/Pax-23	Oakley-11	Bird-41	18,122*
72	Mar. 29	W	NEW YORK	115-96	36-36	1-W	Jordan-33	Oakley-14	Tucker-29	17,516*
73	Mar. 31	W	WASHINGTON	101-75	37-36	2-W	Jordan-36	Oakley-21	J. Malone/Vincent-22	18,122*
74	Apr. 1	L	@Indiana	94-99	37-37	1-L	Jordan-26	Oakley-17	Person-19	16,912
75	Apr. 3	L	@Washington	118-122	37-38	2-L	Jordan-32	Oakley-14	J. Malone-33	19,411
76	Apr. 4	L	@Atlanta	97-110	37-39	3-L	Jordan-31	Oakley-15	Wilkins/Wittman-24	16,522
77	Apr. 7	W	DETROIT	116-86	38-39	1-W	Jordan-39	Oakley-8	V. Johnson-14	15,172
78	Apr. 10	L	@Philadelphia	96-98 (OT)	38-40	1-L	Jordan-34	Oakley-21	Robinson-27	17,967
79	Apr. 12	W	INDIANA	116-95	39-40	1-W	Jordan-53	Oakley-16	Person/Long-19	17,219
80	Apr. 13	W	@Milwaukee	114-107	40-40	2-W	Jordan-50	Oakley-19	Cummings-24	11,052
81	Apr. 16	L	ATLANTA	114-117	40-41	1-L	Jordan-61	Jordan-10	Wilkins-34	18,122*
82	Apr. 17	L	@Boston	105-108	40-42	2-L	Sellers-21	Oakley-10	Bird-38	14,890



**LEFT TO RIGHT:** (front row): Brad Sellers, Granville Waiters, Dave Corzine, Mike Brown, Charles Oakley, Earl Cureton. (middle row): Elston Turner, Pete Myers, Darren Daye, Michael Jordan, Gene Banks, Steve Colter, John Paxson. (back row): Trainer Mark Pfeil, Assistant Coach Billy McKinney, Head Coach Doug Collins, Assistant Coach Gene Littles, Assistant Coach Tex Winter, Vice President/Basketball Operations Jerry Krause. (not pictured) Assistant Coach Johnny Bach.

**DRAFT:** First round, Brad Sellers (Ohio State); second round, Larry Krystkowiak (Montana).

**RECORD:** 40-42 (FIFTH PLACE)

**REGULAR SEASON:** Named Doug Collins Head Coach (05/19/86) ... Jordan scored 40 points, including team's final 18, in 101-99 win over New York (11/21/86) ... in his seventh straight game of 40+ points, Jordan scored 40 in 106-100 win over Denver (12/09/86) ... Jordan scored a then club-record 58 points in 128-113 win over New Jersey (02/26/87) ... his 26 free throws in 27 attempts were also club marks (02/26/87) ... with club-record 61 points in 117-114 loss to Atlanta, Jordan became first player since Wilt Chamberlain in 1962-63 to reach 3,000 points in a season (04/16/87) ... Jordan set club single-season record for points (3,041), field goals (1,098), field goal attempts (2,279), free throws (833), free throw attempts (972) and steals (236).

**PLAYOFFS:** Qualified for third straight season ... eliminated 3-0 by Boston.

**HONORS:** Jordan selected to East All-Star Team ... Jordan led NBA in scoring (37.1) ... Oakley led club in rebounding (13.1).

# 1987-1988 CHICAGO BULLS



MEDIA COMMUNITY HISTORY PLAYOFFS RECORDS 2011-12 SEASON OPPONENTS THE NBA PLAYERS BALL OPS. FRONT OFFICE

GAME	DATE	W-L	OPPONENT	SCORE BULLS-OPP.	TOTAL RECORD	SK	BULLS HI. SCORER	BULLS HI. REBOUNDER	OPPONENT HI. SCORER	GAME ATTN.
1	Nov. 7	W	PHILADELPHIA	104-94	1-0	1-W	Jordan-36	Oakley-21	Barkley-34	18,688*
2	Nov. 10	W	@Atlanta	105-95	2-0	2-W	Jordan-29	Oakley-15	Wilkins-35	16,451
3	Nov. 11	W	@New Jersey	105-96	3-0	3-W	Jordan-31	Oakley-12	Coleman/Comegys-14	11,552
4	Nov. 13	W	NEW JERSEY	103-85	4-0	4-W	Jordan-36	Corzine-10	Gminski-23	17,607*
5	Nov. 14	L	INDIANA	110-111	4-1	1-L	Jordan-37	Oakley-19	Person, Miller-20	18,676*
6	Nov. 17	W	WASHINGTON	105-101	5-1	1-W	Jordan-26	Oakley-21	J. Malone-26	17,081
7	Nov. 18	W	@Washington	84-82	6-1	2-W	Jordan-30	Oakley-24	Williams-17	13,721
8	Nov. 20	W	ATLANTA	94-92	7-1	3-W	Jordan-33	Oakley-17	Wilkins-36	18,423**
9	Nov. 21	L	DETROIT	132-144 (OT)	7-2	1-L	Jordan-49	Oakley-12	Oakley-45	18,466*
10	Nov. 23	W	@Boston	107-102	8-2	1-W	Jordan-31	Jordan-10	D. Johnson-23	15,134
11	Nov. 25	W	@Milwaukee	103-101	9-2	2-W	Jordan-33	Oakley-14	Pressley-18	11,052
12	Nov. 27	L	@Dallas	93-94	9-3	1-L	Jordan-25	Oakley-17	Aguirre-26	17,007
13	Nov. 28	W	@Houston	98-86	10-3	1-W	Jordan-34	Oakley-17	Sampson-19	16,611
14	Dec. 1	W	@Golden State	98-97	11-3	2-W	Paxson-19	Oakley-13	Carroll-20	15,025
15	Dec. 2	W	@Utah	105-101	12-3	3-W	Jordan-47	Oakley-9	Malone-33	12,212
16	Dec. 4	L	@Denver	89-105	12-4	1-L	Jordan-23	Oakley-18	English-11	17,022
17	Dec. 5	L	@San Antonio	101-110	12-5	2-L	Jordan-40	Oakley-12	Barkley-20	15,786
18	Dec. 8	L	PHILADELPHIA	96-109	12-6	3-L	Jordan-33	Oakley-10	Oakley-32	17,715*
19	Dec. 10	W	MILWAUKEE	111-103	13-6	1-W	Jordan-32	Oakley-13	Cummings-27	17,820*
20	Dec. 12	W	HOUSTON	112-105	14-6	2-W	Jordan-44	Oakley-14	Olaajuwon-31	18,096*
21	Dec. 15	L	@Detroit	123-127 (OT)	14-7	1-L	Jordan-38	Oakley-17	Laimbeer-29	23,729
22	Dec. 17	W	CLEVELAND	111-100	15-7	1-W	Jordan-52	Corzine-9	Daugherty-22	17,560*
23	Dec. 19	L	@Washington	96-109	15-8	1-L	Jordan-30	Oakley-16	King-28	14,353
24	Dec. 22	L	DALLAS	100-111	15-9	2-L	Jordan-28	Oakley-10	Aguirre-32	18,103*
25	Dec. 23	L	@New York	89-90	15-10	3-L	Jordan-16	Oakley-13	Ewing-22	19,591
26	Dec. 26	L	@Indiana	92-106	15-11	4-L	Jordan-17	Oakley/Corzine-12	Fleming-22	16,041
27	Dec. 29	L	ATLANTA	98-108	15-12	5-L	Jordan-39	Oakley-13	Rivers-29	18,676*
28	Jan. 2	W	NEW JERSEY	116-93	16-12	1-W	Jordan-25	Jordan/Corzine-10	Gminski-21	18,242*
29	Jan. 5	W	INDIANA	93-77	17-12	2-W	Jordan-31	Jordan-11	Stipanovich-20	17,691*
30	Jan. 7	W	DENVER	100-96	18-12	3-W	Jordan-28	Oakley-14	Lever-31	17,590*
31	Jan. 9	W	UTAH	113-91	19-12	4-W	Jordan-45	Oakley-15	Malone-25	17,877*
32	Jan. 12	L	BOSTON	97-104	19-13	1-L	Jordan-42	Oakley-11	Bird-38	18,676*
33	Jan. 14	L	@Cleveland	88-91 (OT)	19-14	2-L	Jordan-28	Oakley-17	Daugherty/Harper-16	16,648
34	Jan. 16	W	DETROIT	115-99	20-14	1-W	Jordan-36	Oakley/Jordan-10	Johnson-22	18,676*
35	Jan. 18	W	WASHINGTON	117-103	21-14	2-W	Jordan-33	King-25	King-25	17,767*
36	Jan. 19	L	@Atlanta	94-106	21-15	1-L	Jordan-38	Corzine-11	Wilkins-41	16,451
37	Jan. 22	W	PHOENIX	118-108	22-15	1-W	Jordan-42	Oakley-15	Wilkins-41	17,725*
38	Jan. 23	W	GOLDEN STATE	121-94	23-15	2-W	Jordan-36	Corzine-11	Higgins/Teagle-14	17,856*
39	Jan. 26	L	@Indiana	93-97	23-16	1-L	Jordan-34	Oakley-14	Person-19	14,916
40	Jan. 27	W	@Philadelphia	119-109 (OT)	24-16	1-W	Jordan-37	Oakley-10	Barkley-24	16,178
41	Jan. 29	W	NEW JERSEY	120-93	25-16	2-W	Jordan-32	Brown-8	Williams-21	17,616*
42	Jan. 30	W	NEW YORK	97-95 (OT)	26-16	3-W	Jordan-28	Oakley-13	Ewing-18	18,317*
43	Feb. 1	L	@Sacramento	95-97	26-17	1-L	Jordan-37	Oakley-11	Theus-28	10,333
44	Feb. 2	L	@L.A. Lakers	101-110	26-18	2-L	Jordan-39	Grant-8	Johnson-25	17,505
45	Feb. 4	W	@Phoenix	113-101	27-18	1-W	Jordan-37	Grant-7	Nance-21	14,471
46	Feb. 9	L	DETROIT	74-89	27-19	1-L	Jordan-20	Oakley-13	Laimbeer-17	17,846*
47	Feb. 10	L	@New Jersey	84-93	27-20	2-L	Jordan-34	Oakley-17	Hinson-18	16,567
48	Feb. 12	W	@Milwaukee	95-93	28-20	1-W	Jordan-27	Cummings-17	Cummings-23	11,052
49	Feb. 13	L	@Detroit	73-82	28-21	1-L	Jordan-27	Oakley-10	Rodman-15	40,369
50	Feb. 15	W	ATLANTA	126-107	29-21	1-W	Jordan-32	Jordan-13	Wilkins-25	17,704*
51	Feb. 19	W	SACRAMENTO	111-90	30-21	2-W	Jordan-49	Oakley-13	Kleine-15	17,822*
52	Feb. 21	L	@Cleveland	111-113	30-22	1-L	Jordan-46	Corzine-9	Daugherty-29	20,089
53	Feb. 23	W	SEATTLE	104-97 (OT)	31-22	1-W	Jordan-39	Oakley-12	Ellis-34	17,648*
54	Feb. 26	L	PORTLAND	96-104	31-23	1-L	Jordan-52	Brown/Jrdn/Grant-8	Drexler-42	17,744*
55	Feb. 27	L	MILWAUKEE	91-94	31-24	2-L	Jordan-38	Oakley-12	Cummings-27	18,243*
56	Feb. 29	L	@Philadelphia	101-102	31-25	3-L	Jordan-35	Oakley-14	Barkley-26	14,038
57	Mar. 3	W	PHILADELPHIA	97-93	32-25	1-W	Jordan-36	Grant-11	Barkley-32	17,650*
58	Mar. 5	W	L.A. CLIPPERS	100-76	33-25	2-W	Jordan-21	Corzine-12	Woodson-21	18,025*
59	Mar. 7	L	@New York	98-110	33-26	1-L	Jordan-38	Jordan-10	Jackson-33	19,591
60	Mar. 10	W	L.A. LAKERS	128-107	34-26	1-W	Jordan-38	Oakley/Grant-11	Worthy-21	18,676*
61	Mar. 12	W	SAN ANTONIO	112-92	35-26	2-W	Jordan-28	Oakley-14	Berry-29	18,389*
62	Mar. 15	W	CLEVELAND	108-89	36-26	3-W	Jordan-38	Oakley-14	Harper-20	17,752*
63	Mar. 16	L	@Washington	103-106	36-27	1-L	Jordan-25	Oakley-9	Williams/Malone-28	16,515
64	Mar. 18	W	BOSTON	113-103	37-27	1-W	Jordan-50	Oakley-12	McHale-33	18,676*
65	Mar. 20	L	@Boston	107-137	37-28	1-L	Jordan-26	Oakley-9	Bird-33	14,890
66	Mar. 23	W	@Philadelphia	118-102	38-28	1-W	Jordan-49	Oakley-19	Robinson-23	13,401
67	Mar. 25	W	@Cleveland	111-110 (OT)	39-28	2-W	Jordan-39	Oakley-19	Nance-29	19,876
68	Mar. 26	W	INDIANA	109-100	40-28	3-W	Jordan-38	Oakley-17	Person-31	18,676*
69	Mar. 29	L	@Seattle	103-106	40-29	1-L	Jordan-26	Oakley-13	Chambers-34	14,850
70	Mar. 30	W	@L.A. Clippers	111-94	41-29	1-W	Jordan-36	Oakley-17	Norman/Woodson-16	15,167
71	Apr. 1	W	@Portland	116-101	42-29	2-W	Jordan-38	Corzine-14	Duckworth-32	12,666
72	Apr. 3	W	@Detroit	112-110	43-29	3-W	Jordan-59	Corzine-12	Thomas-24	23,712
73	Apr. 5	L	WASHINGTON	94-105	43-30	1-L	Jordan-29	Oakley-9	Williams-23	17,773*
74	Apr. 6	W	@Milwaukee	119-110	44-30	1-W	Jordan-37	Oakley-11	Pierce-19	11,052
75	Apr. 8	W	NEW YORK	131-122	45-30	2-W	Jordan-40	Oakley-10	Ewing-42	18,001*
76	Apr. 14	W	@Indiana	116-110	46-30	3-W	Jordan-35	Grant-13	Tisdale-30	14,750
77	Apr. 15	W	@New Jersey	100-99	47-30	4-W	Jordan-28	Oakley-21	McCormick-23	20,039
78	Apr. 17	W	MILWAUKEE	105-97	48-30	5-W	Jordan-44	Oakley-14	Cummings-27	18,551*
79	Apr. 19	W	@New York	121-118	49-30	6-W	Jordan-47	Oakley-17	Ewing/Wilkins-26	19,591
80	Apr. 21	L	@Boston	119-126	49-31	1-L	Jordan-39	Oakley-17	Bird-44	14,890
81	Apr. 22	L	CLEVELAND	103-107	49-32	2-L	Jordan/Oakley-26	Oakley-35	Price-26	17,726*
82	Apr. 24	W	BOSTON	115-108	50-32	1-W	Jordan-46	Oakley-21	Ainge-20	18,636*

\*\* beginning of home sellout streak

\* home sellout



**LEFT TO RIGHT:** (front row): Scottie Pippen, Rory Sparrow, Sedale Threatt, Michael Jordan, John Paxson. (middle row): Trainer Mark Pfeil, Assistant Coach Johnny Bach, Vice President-Basketball Operations Jerry Krause, Head Coach Doug Collins, Assistant Coach Phil Jackson, Assistant Coach Tex Winter, Assistant VP/Basketball Operations Billy McKinney. (back row): Horace Grant, Granville Waiters, Brad Sellers, Dave Corzine, Mike Brown, Charles Oakley.

**DRAFT:** First round, Olden Polynice (Virginia) and Horace Grant (Clemson); second round, Rickie Winslow (Houston) and Tony White (Tennessee). Polynice's draft rights, a 1988 or 1989 draft choice and the option to exchange 1989 first-round draft choices were traded to Seattle for draft rights to Scottie Pippen.

**RECORD: 50-32 (SECOND PLACE)**

**REGULAR SEASON:** Bulls achieved their best record since 1973-74 (54-28) ... Doug Collins was named November's NBA Coach of the Month.

**PLAYOFFS:** Qualified for the fourth straight season ... defeated Cleveland 3-2 in the first round to advance to the second round for the first time since 1980-81 ... lost to the Detroit Pistons 4-1 in Eastern Conference Semifinals.

**HONORS:** Jerry Krause named Executive of the Year ... Jordan captured second consecutive scoring title with a 35.0 average and led the league in steals with 3.16 per game ... Jordan named MVP, Defensive Player of the Year, All-NBA First Team, All-Defensive First Team, All-Star Game MVP, Slam Dunk Champion ... Charles Oakley grabbed more rebounds than any other player in the league for the second straight season with 1,066 ... Bulls' home sellout streak, which began 11/20/87 vs. Atlanta, reached 42 games (includes regular season and playoffs - 37 and 5, respectively).

# 1988-1989 CHICAGO BULLS



GAME	DATE	W-L	OPPONENT	SCORE BULLS-OPP.	TOTAL RECORD	SK	BULLS HI. SCORER	BULLS HI. REBOUNDER	OPPONENT HI. SCORER	GAME ATTEN.
1	Nov. 4	L	DETROIT	94-107	0-1	1-L	Jordan-28	Cartwright-10	Dantley-22	18,420 *
2	Nov. 5	L	@Washington	111-98	1-1	1-W	Jordan-29	Grant-16	King-21	17,235
3	Nov. 8	L	@New York	117-126	1-2	1-L	Jordan-31	Grant-9	Newman-35	19,591
4	Nov. 9	W	@Boston	110-104	2-2	1-W	Jordan-52	Grant-11	McHale-29	14,890
5	Nov. 11	W	NEW JERSEY	97-85	3-2	2-W	Jordan-36	Grant/Cartwright-10	Berry-21	17,901 *
6	Nov. 12	L	@New Jersey	91-97	3-3	1-L	Jordan-42	Jordan-7	McGee-18	17,082
7	Nov. 15	W	PHILADELPHIA	120-107	4-3	1-W	Jordan-33	Grant-15	Robinson/Gminski-18	17,498 *
8	Nov. 16	L	@Philadelphia	110-123	4-4	1-L	Jordan-52	Jordan-9	Barkley-42	14,185
9	Nov. 18	W	ATLANTA	115-112 (OT)	5-4	1-W	Jordan-34	Cartwright-10	Wilkins-39	18,503 *
10	Nov. 22	W	@Sacramento	114-98	6-4	2-W	Jordan-32	Jordan-11	Thompson-18	16,517
11	Nov. 23	L	@L.A. Clippers	97-105	6-5	1-L	Jordan-26	Jordan-12	Benjamin-26	15,352
12	Nov. 26	L	@Denver	123-128	6-6	2-L	Jordan-52	English-29	Grant-12	17,022
13	Nov. 29	L	@Golden State	99-109	6-7	3-L	Sellers-32	Grant/Jordan-10	Mullin-29	15,025
14	Nov. 30	L	@Utah	93-107	6-8	4-L	Jordan-33	Grant/Jordan-8	Griffith-32	12,444
15	Dec. 3	W	@Dallas	113-100	7-8	1-W	Jordan-39	Jordan-11	Aguirre-23	17,007
16	Dec. 6	W	BOSTON	105-100	8-8	2-W	Jordan-38	Jordan-9	Lewis-33	18,008 *
17	Dec. 7	L	@Detroit	89-102	8-9	1-L	Vincent-20	Grant-9	Dantley-31	21,454
18	Dec. 9	W	MILWAUKEE	118-100	9-9	1-W	Jordan-35	Jordan-11	Cummings-28	17,592 *
19	Dec. 10	W	MIAMI	111-88	10-9	2-W	Jordan-38	Jordan-11	Long-14	17,615 *
20	Dec. 13	L	ATLANTA	88-106	10-10	1-L	Jordan-28	Jordan-14	Wilkins-30	17,498 *
21	Dec. 16	W	INDIANA	100-93	11-10	1-W	Jordan-28	Cartwright/Jordan-10	Miller-27	17,488 *
22	Dec. 17	W	@Milwaukee	112-93	12-10	2-W	Jordan-36	Crtwt/Grnt/Pipn-8	Cummings-21	18,633
23	Dec. 20	W	L.A. LAKERS	116-103	13-10	3-W	Jordan-42	Cartwright-17	Johnson-31	18,676 *
24	Dec. 23	L	@Charlotte	101-103	13-11	1-L	Jordan-33	Cartwright-12	Trippica-30	23,388
25	Dec. 27	L	CLEVELAND	96-107	13-12	2-L	Jordan-43	Jordan-12	Nance-18	18,676 *
26	Dec. 29	W	NEW YORK	108-106	14-12	1-W	Jordan-37	Grant-12	Ewing-23	18,676 *
27	Dec. 30	W	@Indiana	101-85	15-12	2-W	Jordan-31	Person-18	Ewing-23	16,912
28	Jan. 3	W	L.A. CLIPPERS	126-121 (OT)	16-12	3-W	Jordan-41	Jordan/Pippen-10	Dalley-33	17,858 *
29	Jan. 5	L	@Cleveland	98-103	16-13	1-L	Jordan-32	Jordan-11	Nance-24	19,780
30	Jan. 6	L	UTAH	92-106	16-14	2-L	Jordan-27	Grant-15	Bailey-33	18,111 *
31	Jan. 10	W	@Atlanta	104-101	17-14	1-W	Jordan-48	Jordan-10	Wilkins-28	16,371
32	Jan. 11	W	@Charlotte	106-101	18-14	2-W	Jordan/Pippen-24	Pippen-9	Chapman-25	23,388
33	Jan. 13	W	DENVER	104-99	19-14	3-W	Jordan-38	Cartwright-13	English-34	17,869 *
34	Jan. 15	W	BOSTON	110-104	20-14	4-W	Jordan-42	Grant-10	Lewis-32	18,676 *
35	Jan. 17	W	INDIANA	103-96	21-14	5-W	Paxson-24	Grant-15	Person-29	17,475 *
36	Jan. 19	W	@Miami	112-108	22-14	6-W	Jordan-34	Cartwright/Corzine-7	Sparrow-29	15,008
37	Jan. 21	L	PHOENIX	107-116	22-15	1-L	Jordan-53	Jordan-14	Chambers-27	18,591 *
38	Jan. 24	W	DALLAS	109-91	23-15	1-W	Jordan-24	Cartwright/Grant-10	Aguirre/Blackman-22	17,566 *
39	Jan. 25	L	@Philadelphia	108-120	23-16	1-L	Jordan-33	Grant-7	Barkley-34	18,168
40	Jan. 27	W	WASHINGTON	117-106	24-16	1-W	Jordan-33	Jordan-11	Williams-18	17,817 *
41	Jan. 31	L	DETROIT	98-104 (OT)	24-17	1-L	Jordan-21	Grant-18	Thomas-34	18,288 *
42	Feb. 2	W	SACRAMENTO	109-98	25-17	1-W	Jordan-40	Grant-18	K. Smith/Berry-18	17,346 *
43	Feb. 3	L	@Houston	98-105	25-18	1-L	Jordan-29	Pippen-8	Oajuwon-20	16,611
44	Feb. 5	L	@Detroit	102-113	25-19	2-L	Jordan-28	Jrdn/Grnt/Pipn-6	Johnson-27	21,454
45	Feb. 7	W	CHARLOTTE	118-93	26-19	1-W	Jordan-32	Grant-12	Trippica-27	17,385 *
46	Feb. 9	W	@San Antonio	108-103	27-19	2-W	Jordan-23	Cartwright-7	Bkski/W. Andsn/Maxwl-19	15,861
47	Feb. 14	L	@Atlanta	98-106	27-20	1-L	Jordan-32	Grant-8	Wilkins-36	17,912
48	Feb. 16	W	MILWAUKEE	117-116	28-20	1-W	Jordan-50	Cartwright/Jordan-8	Sikma-26	17,679 *
49	Feb. 19	W	@Milwaukee	108-106	29-20	2-W	Jordan-23	Pippen-12	Cummings-27	18,633
50	Feb. 20	W	PORTLAND	102-98	30-20	3-W	Jordan-33	Pippen-11	Bowie-19	17,638 *
51	Feb. 22	W	@Charlotte	130-102	31-20	4-W	Jordan-24	Grant-10	Chapman-22	23,388
52	Feb. 24	W	HOUSTON	106-97	32-20	5-W	Jordan-33	Pippen-13	Thorpe-25	18,548 *
53	Feb. 25	L	@Atlanta	95-125	32-21	1-L	Jordan-18	Cartwright/Jordan-5	Malone/Rivers-22	16,371
54	Feb. 28	L	SAN ANTONIO	121-102	33-21	1-W	Jordan-24	Corzine-7	W. Anderson-22	17,416 *
55	Mar. 3	W	MILWAUKEE	102-96	34-21	2-W	Jordan-28	Jordan/Vincent-8	Cummings-20	18,244 *
56	Mar. 4	L	@New York	104-122	34-22	1-L	Jordan-28	Grant-11	Newman-28	19,591
57	Mar. 7	L	PHILADELPHIA	88-90	34-23	2-L	Jordan-34	Jordan-11	Brooks-15	17,709 *
58	Mar. 8	L	@Boston	95-104	34-24	3-L	Pippen-16	Davis-10	Lewis-22	14,890
59	Mar. 11	W	SEATTLE	105-88	35-24	1-W	Cartwright-20	Grant-11	Ellis-26	18,291 *
60	Mar. 13	W	INDIANA	122-90	36-24	2-W	Jordan-21	Jordan-14	Smits-25	17,444 *
61	Mar. 15	L	@Cleveland	91-115	36-25	1-L	Jordan-28	Pippen-9	Price-21	20,018
62	Mar. 17	W	NEW YORK	129-124	37-25	1-W	Jordan-33	Cartwright/Grant-6	G. Wilkins-29	18,446 *
63	Mar. 18	L	@Indiana	103-114	37-26	1-L	Jordan-28	Grant-10	Person-30	16,912
64	Mar. 21	W	@L.A. Lakers	104-103	38-26	1-W	Hodges/Jrdn/Pipn-21	Jordan-8	Johnson-20	17,505 *
65	Mar. 22	W	@Phoenix	112-111	39-26	2-W	Jordan-32	Jordan/Jordan-10	Chambers-31	14,471
66	Mar. 24	W	@Portland	128-113	40-26	3-W	Jordan-33	Pippen-15	Drexler-37	12,880
67	Mar. 25	W	@Seattle	111-110	41-26	4-W	Pippen-31	Jordan-12	Ellis-30	14,810
68	Mar. 28	W	GOLDEN STATE	115-106	42-26	5-W	Jordan-33	Cartwright-15	Mullin-27	18,013 *
69	Mar. 29	W	@Milwaukee	106-102	43-26	6-W	Jordan-32	Grant-13	Cummings-24	18,633
70	Mar. 31	L	CLEVELAND	100-109	43-27	1-L	Jordan-37	Jordan-10	Price-25	18,676 *
71	Apr. 2	W	NEW JERSEY	106-95	44-27	1-W	Jordan-28	Jordan-14	Morris-18	17,547 *
72	Apr. 4	W	CHARLOTTE	121-101	45-27	3-W	Jordan-33	Jordan-10	Chapman-21	17,578 *
73	Apr. 6	L	@Detroit	108-115	45-28	1-L	Jordan-31	Jordan-13	Dumars-20	21,454
74	Apr. 7	L	DETROIT	112-114 (OT)	45-29	2-L	Jordan-40	Corzine/Grant-9	Johnson-30	18,676 *
75	Apr. 9	L	@Atlanta	100-108	45-30	3-L	Jordan-40	Jordan-10	Malone-21	16,371
76	Apr. 13	L	@Indiana	105-109	45-31	4-L	Jordan-47	Jordan-11	Miller-25	13,326
77	Apr. 14	L	@New Jersey	111-123	45-32	5-L	Jordan-29	Jordan-10	McGee-25	20,049
78	Apr. 16	L	@Cleveland	92-111	45-33	6-L	Jordan-22	Davis-12	Nance-26	19,901
79	Apr. 17	W	NEW YORK	104-100	46-33	1-W	Jordan-34	Jordan-11	Jackson-24	17,917 *
80	Apr. 20	L	@Washington	98-100	46-34	1-L	Jordan-30	Cartwright-10	Eackles-28	17,921
81	Apr. 21	W	WASHINGTON	115-113	47-34	1-W	Jordan-34	Jordan-14	Catledge-21	18,009 *
82	Apr. 23	L	CLEVELAND	84-90	47-35	1-L	Jordan-25	Cartwright-10	Williams/Keys-19	17,688 *



**LEFT TO RIGHT:** (front row): Horace Grant, Dave Corzine, Brad Sellers, Bill Cartwright, Will Perdue, Jack Haley. (middle row): Sam Vincent, Charles Davis, Michael Jordan, Scottie Pippen, Craig Hodges, John Paxson. (back row): Vice President/Basketball Operations Jerry Krause, Assistant Coach Tex Winter, Assistant Coach Phil Jackson, Head Coach Doug Collins, Scout Jim Stack, Assistant Coach Johnny Bach, Trainer Mark Pfeil.

**DRAFT:** First round, Will Perdue (Vanderbilt).

**RECORD:** 47-35 (FIFTH PLACE)

**REGULAR SEASON:** Started the season with seven new players on the roster ... Scottie Pippen began the season on the injured list after having back surgery ... on 12/14/88 Bulls traded Ed Nealy and a 1989 second-round draft pick for Craig Hodges ... Doug Collins became the Bulls' second-winningest coach ... Michael Jordan scored his 10,000th career point (01/25/89).

**PLAYOFFS:** Qualified for the fifth straight season ... defeated Cleveland 3-2 in the first round ... defeated New York 4-2 in Eastern Conference Semifinals ... advanced to Conference Finals for the third time in the team's history ... eliminated 4-2 by Detroit.

**HONORS:** Michael Jordan captured his third straight NBA scoring title with a 32.5 average ... Jordan was named to the All-NBA First Team, All-Defensive First Team; also named Schick Pivotal Player of the Year and Sporting News Player of the Year ... Jordan was a member of the All-Star Team for the fifth straight year ... Craig Hodges participated in the Three-Point Shootout competition at All-Star Weekend and finished second in the event ... Bulls' home sellout streak reached 91 games (includes regular season and playoffs - 78 and 13, respectively).



# 1989-1990 CHICAGO BULLS



MEDIA COMMUNITY HISTORY PLAYOFFS RECORDS 2011-12 SEASON OPPONENTS THE NBA PLAYERS BALL OPS. FRONT OFFICE

GAME	DATE	W-L	OPPONENT	SCORE BULLS-OPP.	TOTAL RECORD	SK	BULLS HI. SCORER	BULLS HI. REBOUNDER	OPPONENT HI. SCORER	GAME ATTEN.
1	Nov. 3	W	CLEVELAND	124-119 (OT)	1-0	1-W	Jordan-54	Cartwright-15	Harper-36	18,676 *
2	Nov. 4	L	BOSTON	100-102	1-1	1-L	Pippen-28	Grant-10	Bird-27	18,676 *
3	Nov. 7	W	DETROIT	117-114	2-1	1-W	Jordan-40	Cartwright-12	Dumars-23	18,676 *
4	Nov. 8	W	@Minnesota	96-84	3-1	2-W	Jordan-45	King-14	Campbell-31	35,427
5	Nov. 10	L	@New Jersey	107-117	3-2	1-L	Jordan-26	Grant/Pippen-8	Morris-26	20,049
6	Nov. 11	W	SEATTLE	109-102	4-2	1-W	Jordan-25	Pippen-9	Ellis-30	18,676 *
7	Nov. 14	W	@Sacramento	96-94	5-2	2-W	Jordan-27	Jrdn/Grnt/Crtwl-13	Smith-22	17,014
8	Nov. 15	L	@Utah	107-108	5-3	1-L	Jordan-40	Grant-13	Malone-29	12,616
9	Nov. 18	L	@Seattle	110-119	5-4	2-L	Jordan-32	Cartwright-11	McDaniel-36	14,708
10	Nov. 21	L	@Portland	110-121	5-5	3-L	Cartwright-24	Pippen-13	Duckworth-24	12,884
11	Nov. 22	W	@Phoenix	95-90	6-5	1-W	Jordan-34	Grant-12	E. Johnson-25	14,487
12	Nov. 25	W	@Golden State	104-91	7-5	2-W	Jordan-29	Jordan-14	Richmond-23	15,025
13	Nov. 26	L	@L.A. Clippers	96-120	7-6	1-L	Jordan-26	Jordan-7	Harper-36	15,350
14	Nov. 28	W	ATLANTA	113-98	8-6	1-W	Pippen-24	Pippen-13	Wilkins-29	18,676 *
15	Dec. 2	W	@Miami	114-107	9-6	2-W	Jordan-36	Grant/Pippen-10	Long-21	15,008
16	Dec. 5	W	DENVER	119-99	10-6	3-W	Jordan-35	Jordan-17	Adams-19	18,040 *
17	Dec. 8	L	@Indiana	104-106	10-7	1-L	Jordan-36	Jordan-8	Miller/Schrempf-22	16,912
18	Dec. 9	W	PHILADELPHIA	125-105	11-7	1-W	Jordan-39	Jordan/Pippen-9	Smith-19	18,655 *
19	Dec. 12	W	DALLAS	105-97	12-7	2-W	Jordan-41	Grant/Cartwright-13	Blackman-16	17,611 *
20	Dec. 14	W	ORLANDO	124-113	13-7	3-W	Jordan-38	Grant-8	Theus-19	17,621 *
21	Dec. 16	W	CHARLOTTE	115-104	14-7	4-W	Jordan-33	Grant-12	Chapman-23	17,930 *
22	Dec. 19	W	L.A. LAKERS	93-83	15-7	5-W	Jordan-37	Pippen-12	Worthy-19	18,676 *
23	Dec. 20	L	@Orlando	109-110	15-8	1-L	Jordan-52	Grant-10	Smith-28	15,077
24	Dec. 22	W	@Atlanta	125-113	16-8	1-W	Jordan-29	Pippen-9	Wilkins-34	16,371
25	Dec. 23	L	@Philadelphia	104-131	16-9	1-L	Armstrong-20	Crtwl/King/Sndrs-7	Barkley-33	18,186
26	Dec. 26	W	MINNESOTA	112-99	17-9	1-W	Jordan-28	Grant-8	Campbell-20	18,676 *
27	Dec. 29	W	SAN ANTONIO	101-97	18-9	2-W	Jordan-34	Pippen-9	Cummings-26	18,676 *
28	Dec. 30	W	@Washington	117-112 (OT)	19-9	3-W	Jordan/Pippen-28	Pippen-12	Malone-29	18,756
29	Jan. 3	W	@Cleveland	93-87	20-9	4-W	Jordan-38	Grant-10	Brown-17	19,938
30	Jan. 5	W	ORLANDO	127-116	21-9	5-W	Jordan-43	Grant-9	Catledge-27	18,676 *
31	Jan. 6	L	@Milwaukee	111-118	21-10	1-L	Jordan-35	Pipn/Jrdn/Grnt-9	Sikma-21	18,633
32	Jan. 9	L	@Detroit	90-100	21-11	2-L	Pippen-17	Grant-10	Dumars-28	21,454
33	Jan. 10	L	@Indiana	113-120	21-12	3-L	Jordan-35	Grant/Pippen-12	Miller-44	16,912
34	Jan. 12	W	@Charlotte	107-95	22-12	1-W	Jordan-45	Pippen/Cartwright-8	Gilliam-26	23,901
35	Jan. 13	W	L.A. CLIPPERS	117-111	23-12	2-W	Jordan-28	Pippen-11	Wolf/Grant-17	18,676 *
36	Jan. 15	L	@New York	106-109	23-13	1-L	Jordan-26	Jordan-12	Ewing-33	18,212
37	Jan. 18	W	GOLDEN STATE	132-107	24-13	1-W	Jordan-44	Cartwright-12	Marclicious-27	18,676 *
38	Jan. 19	W	@Atlanta	92-84	25-13	2-W	Jordan-36	Jordan-9	Wilkins-26	16,371
39	Jan. 21	W	NEW YORK	117-109	26-13	3-W	Jordan-42	Jordan-10	Wilkins-21	18,676 *
40	Jan. 23	L	DETROIT	95-107	26-14	1-L	Jordan-32	Pippen-7	Thomas-26	18,676 *
41	Jan. 26	L	@Philadelphia	109-120	26-15	2-L	Jordan-31	Grant-8	Barkley-37	18,186
42	Jan. 27	W	NEW JERSEY	110-107	27-15	1-W	Jordan-39	Jordan/Pippen-7	Morris-29	18,676 *
43	Jan. 29	W	ATLANTA	121-111	28-15	2-W	Pippen-20	Grant-8	Levingston-19	18,478 *
44	Feb. 1	L	@Houston	112-139	28-16	1-L	Jordan-35	Grant-10	Thorp-30	16,611
45	Feb. 3	L	@San Antonio	111-112	28-17	2-L	Jordan-44	Grant-12	Robinson-33	15,910
46	Feb. 7	L	@L.A. Lakers	103-121	28-18	3-L	Jordan-32	Grant-18	Worthy-30	17,505
47	Feb. 8	L	@Denver	98-123	28-19	4-L	Grant-16	King-10	English-24	17,022
48	Feb. 13	W	@Miami	107-95	29-19	1-W	Jordan-26	Cartwright-11	Seakaly-40	15,008
49	Feb. 14	L	@Orlando	129-135 (OT)	29-20	1-L	Jordan-49	Cartwright-9	Catledge-34	15,077
50	Feb. 16	W	MIAMI	119-105	30-20	1-W	Jordan-26	King-10	Thompson-20	18,097 *
51	Feb. 18	W	@Milwaukee	111-88	31-20	2-W	Jordan-39	Grant/Pippen-11	Anderson-16	18,633
52	Feb. 19	W	HOUSTON	107-102	32-20	3-W	Jordan-30	Grant-11	Olujuwon-32	18,025 *
53	Feb. 23	W	PORTLAND	113-102	33-20	4-W	Jordan-35	Jordan/Nealy-10	Kersey-20	18,543 *
54	Feb. 25	W	@New Jersey	107-106 (OT)	34-20	5-W	Jordan-32	Grant/Pippen-10	Bowie-22	20,049
55	Feb. 27	W	MILWAUKEE	106-96	35-20	6-W	Jordan-43	Pippen-8	Pierce-38	18,050 *
56	Mar. 2	W	NEW JERSEY	112-91	36-20	7-W	Jordan/Pippen-23	Grant/King-10	Bowie/Hopson-18	18,077 *
57	Mar. 4	W	@Boston	118-114	37-20	8-W	Jordan-36	Grant-13	Bird-38	14,890
58	Mar. 6	W	@Milwaukee	114-105	38-20	9-W	Jordan-35	Pippen-12	Robertson-33	18,633
59	Mar. 8	L	UTAH	94-98	38-21	1-L	Jordan-43	Malone-27	Malone-27	18,332 *
60	Mar. 10	W	INDIANA	117-105	39-21	1-W	Jordan-45	Grant-8	Miller-30	18,676 *
61	Mar. 13	W	@New York	111-108	40-21	2-W	Jordan-34	Jordan-8	Ewing-29	18,212
62	Mar. 16	L	DETROIT	81-106	40-22	1-L	Jordan-20	Jordan-8	Edwards-21	18,676 *
63	Mar. 17	W	PHILADELPHIA	114-109	41-22	1-W	Jordan-32	Grant/Jordan-8	Anderson-30	18,676 *
64	Mar. 20	W	WASHINGTON	122-97	42-22	2-W	Pippen/King-24	Pippen-9	Eackles-31	18,373 *
65	Mar. 21	W	@Atlanta	99-89	43-22	4-W	Jordan-27	Pippen-9	Wilkins-36	16,371
66	Mar. 23	W	CLEVELAND	102-95	44-22	4-W	Jordan-41	Grant-10	Price-25	18,584 *
67	Mar. 24	L	SACRAMENTO	113-116	44-23	1-L	Jordan-43	Cartwright-7	Carr-32	18,344 *
68	Mar. 26	W	PHOENIX	121-92	45-23	1-W	Jordan-28	Jordan-12	Chambers-20	17,884 *
69	Mar. 28	W	@Cleveland	117-113 (OT)	46-23	2-W	Jordan-69	Jordan-18	Price-31	20,273
70	Mar. 30	W	NEW YORK	107-106 (OT)	47-23	3-W	Jordan-49	Grant/Jordan-12	Ewing-25	18,676 *
71	Apr. 1	W	MIAMI	111-103	48-23	4-W	Jordan-47	Grant/Pippen-10	Douglas-27	18,263 *
72	Apr. 3	W	INDIANA	109-102	49-23	5-W	Jordan-29	Grant-6	Miller-26	17,763 *
73	Apr. 5	W	ORLANDO	111-104	50-23	6-W	Jordan-38	Grant-11	Smith-21	17,843 *
74	Apr. 7	W	@Dallas	109-108	51-23	7-W	Jordan-43	Grant-10	Harper-28	17,007
75	Apr. 11	W	CLEVELAND	107-86	52-23	8-W	Jordan-22	King-9	Bennett/Daugherty-17	18,139 *
76	Apr. 13	W	MILWAUKEE	116-106	53-23	9-W	Jordan-26	Pippen-9	Pierce-22	18,676 *
77	Apr. 14	L	@Washington	103-113	53-24	1-L	Jordan-21	Grant-12	King-30	18,756
78	Apr. 16	L	@Indiana	102-111	53-25	2-L	Jordan-23	Jordan-7	Person-33	16,912
79	Apr. 17	W	BOSTON	111-105	54-24	1-W	Jordan-35	Grant-11	McHale-28	18,676 *
80	Apr. 19	W	WASHINGTON	120-117	55-25	2-W	Jordan-32	Grant-12	Malone-33	18,402 *
81	Apr. 20	L	@Boston	116-120	55-26	1-L	Jordan-45	Jordan-8	Lewis-28	14,890
82	Apr. 22	L	@Detroit	106-111	55-27	2-L	Jordan-22	Jordan-10	Thomas-18	21,454





**LEFT TO RIGHT:** (front row): John Paxson, Stacey King, Bill Cartwright, Scottie Pippen, Michael Jordan. (middle row): Strength and Conditioning Consultant Al Vermeil, B.J. Armstrong, Ed Nealy, Jeff Sanders, Will Perdue, Charles Davis, Craig Hodges. (back row): Vice President/Basketball Operations Jerry Krause, Scout Clarence Gaines, Jr., Assistant Coach Tex Winter, Assistant Coach Jim Cleamons, Head Coach Phil Jackson, Assistant Coach Johnny Bach, Scout Jim Stack, Trainer Mark Pfeil. Inset: Horace Grant.

**DRAFT:** First round, Stacey King (Oklahoma), B.J. Armstrong (Iowa) and Jeff Sanders (Georgia Southern).

**RECORD: 55-27 (SECOND PLACE)**

**REGULAR SEASON:** Terminated the contract of Head Coach Doug Collins (07/06/89) ... named Phil Jackson head coach (07/10/89) ... had first undefeated preseason in team history at 8-0 ... the team had the second-best record in the league after the All-Star break going 27-8 ... recorded a then best home record in team history at 36-5 ... won a team-record 15 straight home games from 11/07/89 to 01/23/90 ... the team's eight-game road win streak was the best in team history ... Phil Jackson became the Bulls' winningest rookie coach ... the team broke its single-season three-point shooting record (.374).

**PLAYOFFS:** Qualified for the sixth consecutive season ... defeated Milwaukee 3-1 in the first round ... defeated Philadelphia 4-1 in Eastern Conference Semifinals ... returned to Eastern Conference Finals for the second straight year for a rematch with the eventual World Champion Detroit Pistons ... eliminated 4-3 by Detroit.

**HONORS:** Michael Jordan named to All-NBA First Team, All-Defensive First Team and was a member of the All-Star Team ... Stacey King was named to the All-Rookie Second Team ... Scottie Pippen was named to the All-Star Team ... Craig Hodges won the Three-Point Shootout during All-Star Weekend ... Jordan also led the NBA in scoring (33.6) for the fourth consecutive season and led the league in steals (2.27) for the second time in his career ... Bulls' home sellout streak reached 140 games (includes regular season and playoffs - 119 and 21, respectively).

# 1990-1991 CHICAGO BULLS



MEDIA COMMUNITY HISTORY PLAYOFFS RECORDS 2011-12 SEASON OPPONENTS THE NBA PLAYERS BALL OPS. FRONT OFFICE

GAME	DATE	W-L	OPPONENT	SCORE BULLS-OPP.	TOTAL RECORD	SK	BULLS HI. SCORER	BULLS HI. REBOUNDER	OPPONENT HI. SCORER	GAME ATTEN.
1	Nov. 2	L	PHILADELPHIA	116-124	0-1	1-L	Jordan-34	Levingston-6	Barkley-37	18,676 *
2	Nov. 3	L	@Washington	102-103	0-2	2-L	Jordan-28	Jordan-10	King-44	18,756
3	Nov. 6	L	BOSTON	108-110	0-3	3-L	Jordan-33	Jordan/Cartwright-8	Bird-24	18,676 *
4	Nov. 7	W	@Minnesota	96-91	1-3	1-W	Jordan/Grant-17	Grant-10	Campbell-26	19,006
5	Nov. 9	W	@Boston	120-100	2-3	2-W	Jordan-41	Levingston-12	McHale-24	14,890
6	Nov. 10	W	CHARLOTTE	105-86	3-3	3-W	Jordan-23	Cartwright-7	Bogues-14	18,676 *
7	Nov. 13	W	@Utah	84-82	4-3	4-W	Jordan-29	Jordan/Grant-11	K. Malone-28	12,616
8	Nov. 15	L	@Golden State	93-103	4-4	1-L	Grant-18	Pippen-9	Mullin-30	15,025
9	Nov. 17	W	@Seattle	116-95	5-4	1-W	Jordan-33	Pippen-10	McDaniel-17	14,692
10	Nov. 18	L	@Portland	112-125	5-5	1-L	Jordan-29	Cartwright-8	Drexler-30	12,884
11	Nov. 21	L	@Phoenix	107-109	5-6	2-L	Jordan-34	Cartwright-12	Hornacek-24	14,487
12	Nov. 23	W	@L.A. Clippers	105-97	6-6	1-W	Paxson-26	Pippen-13	Smith-28	15,350
13	Nov. 24	W	@Denver	151-145	7-6	2-W	Jordan-38	Cartwright-8	Woollridge-29	17,022
14	Nov. 28	W	WASHINGTON	118-94	8-6	3-W	Jordan-24	Cartwright-8	Ellison-17	18,165 *
15	Nov. 30	W	INDIANA	124-95	9-6	4-W	Jordan-37	Grant-9	Fleming-14	18,346 *
16	Dec. 1	W	@Cleveland	120-85	10-6	5-W	Jordan-32	Cartwright-9	Daugherty-16	20,273
17	Dec. 4	W	PHOENIX	155-127	11-6	6-W	Jordan-27	Grant-12	K. Johnson-25	18,094 *
18	Dec. 7	W	NEW YORK	108-98	12-6	7-W	Jordan-33	Grant-13	Ewing-23	18,676 *
19	Dec. 8	L	PORTLAND	101-109	12-7	1-L	Jordan-35	Pippen-14	Drexler-29	18,676 *
20	Dec. 11	L	@Milwaukee	87-99	12-8	2-L	Jordan-31	Grant-9	Humphries-21	18,633
21	Dec. 14	W	L.A. CLIPPERS	128-88	13-8	1-W	Pippen-22	Perdue-9	Martin-22	17,893 *
22	Dec. 15	W	CLEVELAND	116-98	14-8	2-W	Jordan-24	Jordan-9	Brown-19	18,228 *
23	Dec. 18	W	MIAMI	112-103	15-8	3-W	Jordan-39	Jordan-9	Edwards-20	17,877 *
24	Dec. 19	L	@Detroit	84-105	15-9	1-L	Jordan-33	Pippen/Grant-9	Dumars/Thomas-19	21,454
25	Dec. 21	W	L.A. LAKERS	114-103	16-9	1-W	Jordan-33	Jordan-15	Worthy-21	18,676 *
26	Dec. 22	W	INDIANA	128-118	17-9	2-W	Jordan-29	Pippen/Cartwright-10	Person/Fleming-25	18,261 *
27	Dec. 25	W	DETROIT	98-86	18-9	3-W	Jordan-37	Cartwright-10	Dumars-24	18,676 *
28	Dec. 27	W	GOLDEN STATE	128-113	19-9	4-W	Jordan-42	Jordan-14	Hardaway-29	18,676 *
29	Dec. 29	W	SEATTLE	116-91	20-9	5-W	Jordan-31	Cartwright-13	McKey-22	18,676 *
30	Jan. 3	L	@Houston	92-114	20-10	1-L	Jordan-32	Thorpe-23	Grant-12	16,611
31	Jan. 5	W	CLEVELAND	108-92	21-10	1-W	Jordan-30	Grant-11	James -25	18,676 *
32	Jan. 8	W	NEW JERSEY	111-102	22-10	2-W	Jordan-41	Pippen-12	Coleman/Bowie-15	18,169 *
33	Jan. 9	W	@Philadelphia	107-99	23-10	3-W	Jordan-40	Grant-10	Barkley-29	18,168
34	Jan. 11	W	ATLANTA	99-96	24-10	4-W	Jordan-31	Pipn/Cart/Grant-10	Wilkins-23	18,676 *
35	Jan. 12	W	@Charlotte	106-95	25-10	5-W	Jordan-33	Grant/Cartwright-11	Newman-20	23,901
36	Jan. 14	W	MILWAUKEE	110-97	26-10	6-W	Jordan-34	Grant-12	Pierce-26	18,676 *
37	Jan. 16	W	@Orlando	99-88	27-10	7-W	Jordan-29	Grant-13	Anderson-25	15,077
38	Jan. 18	L	@Atlanta	105-114	27-11	1-L	Jordan-30	Grant-10	Wilkins-34	16,390
39	Jan. 21	W	@Miami	117-106	28-11	1-W	Jordan-37	Grant-10	Burton-21	15,008
40	Jan. 23	L	@New Jersey	95-99	28-12	1-L	Jordan-35	Grant-11	Theus-25	18,330
41	Jan. 25	W	MIAMI	108-87	29-12	1-W	Jordan-26	Levingston-10	Edwards-16	18,676 *
42	Jan. 31	L	@San Antonio	102-106	29-13	1-L	Jordan-36	Grant-16	Robinson-31	15,908
43	Feb. 1	W	@Dallas	101-90	30-13	1-W	Jordan-31	Pippen-14	Blackman-24	17,007
44	Feb. 3	L	@L.A. Lakers	86-99	30-14	1-L	Pippen-24	Perdue-11	Scott-18	17,505
45	Feb. 4	W	@Sacramento	108-97	31-14	1-W	Jordan-24	Perdue-14	Carr-21	17,014
46	Feb. 7	W	@Detroit	95-93	32-14	2-W	Jordan-30	Jordan-9	Laimbeer-25	21,454
47	Feb. 12	W	ATLANTA	122-113	33-14	3-W	Jordan-32	Grant/King-6	Wilkins-37	18,595 *
48	Feb. 14	W	@New York	102-92	34-14	4-W	Jordan-29	King-9	Vandeweghe-22	19,081
49	Feb. 16	W	NEW JERSEY	99-87	35-14	5-W	Jordan-26	Jordan/Perdue-11	Coleman/Petrovic-17	18,676 *
50	Feb. 18	W	@Cleveland	110-95	36-14	6-W	Jordan-32	Cartwright-7	Daugherty-30	20,273
51	Feb. 19	W	WASHINGTON	118-113	37-14	7-W	Jordan-40	Pippen-13	Eackles-32	17,894 *
52	Feb. 22	W	SACRAMENTO	129-82	38-14	8-W	Jordan-34	Pippen-10	Simmons-33	18,413 *
53	Feb. 23	W	CHARLOTTE	129-108	39-14	9-W	Pippen-43	Grant-17	Gill-20	18,676 *
54	Feb. 26	W	BOSTON	129-99	40-14	10-W	Jordan-39	Jordan/Perdue-8	Gamble/Brown-16	18,676 *
55	Mar. 1	W	DALLAS	109-86	41-14	11-W	Jordan-29	Jordan-11	Blackman-19	18,676 *
56	Mar. 2	L	@Indiana	114-135	41-15	1-L	Jordan-22	Perdue-13	Miller-40	16,530
57	Mar. 5	W	MILWAUKEE	104-86	42-15	1-W	Jordan-30	Pippen-10	Grayer/Ellis-19	18,335 *
58	Mar. 8	W	UTAH	99-89	43-15	2-W	Jordan-37	Cartwright-9	K. Malone-19	18,676 *
59	Mar. 10	W	@Atlanta	122-87	44-15	3-W	Jordan-25	Levingston-10	Webb-18	16,371
60	Mar. 12	W	MINNESOTA	131-99	45-15	4-W	Jordan/Grant-20	Grant-12	Richardson-18	18,268 *
61	Mar. 13	W	@Milwaukee	102-101	46-15	5-W	Jordan-39	Grant-11	Schayes-19	18,633
62	Mar. 15	W	@Charlotte	105-92	47-15	6-W	Jordan-34	Perdue-12	Newman-15	23,901
63	Mar. 16	W	@Cleveland	102-98	48-15	7-W	Jordan-37	Grant-9	Nance-24	20,273
64	Mar. 18	W	DENVER	121-108	49-15	8-W	Jordan-31	Pippen-11	Woollridge-21	18,163 *
65	Mar. 20	W	ATLANTA	129-107	50-15	9-W	Jordan-22	Grant-10	Wilkins-28	18,439 *
66	Mar. 22	L	@Philadelphia	90-95	50-16	1-L	Jordan-20	Perdue-10	Barkley-22	18,168
67	Mar. 23	W	INDIANA	133-119	51-16	1-W	Jordan-39	Grant-11	Miller-34	18,676 *
68	Mar. 25	L	HOUSTON	90-100	51-17	1-L	Jordan-34	Pippen/Grant-12	K. Smith-25	18,676 *
69	Mar. 28	W	@New Jersey	128-94	52-17	1-W	Jordan-42	Pippen-14	Morris-23	20,049
70	Mar. 29	W	@Washington	112-94	53-17	2-W	Grant/Pippen-22	Grant-13	Williams-27	18,756
71	Mar. 31	L	@Boston	132-135 (2 OT)	53-18	1-L	Jordan-37	Grant-18	Bird-34	14,890
72	Apr. 2	W	ORLANDO	106-102	54-18	1-W	Jordan-44	Grant-7	Skiles-25	18,264 *
73	Apr. 4	W	@New York	101-91	55-18	2-W	Jordan-34	Pippen-10	Quinnell-20	19,081
74	Apr. 5	L	SAN ANTONIO	107-110	55-19	1-L	Jordan-39	Grant-10	Elliott-25	18,676 *
75	Apr. 7	L	PHILADELPHIA	111-114 (OT)	55-20	2-L	Jordan-41	Grant-7	Hawkins-31	18,676 *
76	Apr. 9	W	NEW YORK	108-106	56-20	1-W	Jordan-28	Ewing-21	Smith-28	18,676 *
77	Apr. 10	W	@Indiana	101-96	57-20	2-W	Jordan-28	Grant-7	Miller-21	16,530
78	Apr. 12	L	@Detroit	91-95	57-21	1-L	Jordan-40	Pippen-11	Thomas-26	21,454
79	Apr. 15	W	MILWAUKEE	103-94	58-21	1-W	Jordan-46	Grant-11	Brickowski-22	18,117 *
80	Apr. 17	W	@Miami	111-101	59-21	2-W	Jordan-26	Pippen-11	Seikaly-24	15,008
81	Apr. 19	W	@Charlotte	115-99	60-21	3-W	Jordan-41	Grant-11	Curry-17	23,901
82	Apr. 21	W	DETROIT	108-100	61-21	4-W	Pippen-28	Perdue-10	Dumars-22	18,676 *



**LEFT TO RIGHT:** (front row): Craig Hodges, John Paxson, Horace Grant, Bill Cartwright, Scottie Pippen, Michael Jordan, B.J. Armstrong. (middle row): Trainer Chip Schaefer, Cliff Levingston, Scott Williams, Will Perdue, Stacey King, Dennis Hopson, Vice President-Basketball Operations Jerry Krause. (back row): Assistant Coach Jim Clemons, Assistant Coach Tex Winter, Head Coach Phil Jackson, Assistant Coach Johnny Bach, Scout Jim Stack, Scout Clarence Gaines, Jr.

**DRAFT:** Second round, Toni Kukoc (Split, Croatia).

**RECORD:** 61-21 (FIRST PLACE)

**REGULAR SEASON:** Finished with a then club record 61 wins ... first time the franchise had a 60-plus win season ... set a team record for most points scored in a regulation game when they defeated Phoenix 155-127 on 12/04/90 ... drew 10,000,000th fan for a home game on 12/14/90 ... held the Cleveland Cavaliers to just five first-quarter points on 12/15/91 ... recorded longest home win streak ever with 26 straight in the Stadium from 12/18/90 to 03/23/91 ... went 11-1 in February for best month in team history.

**PLAYOFFS:** Won franchise's first NBA title ever, defeating the Los Angeles Lakers 4-1 in the NBA Finals ... defeated New York in the first round, 3-0; won Game 1 by a record 41 points ... defeated Philadelphia 4-1 in Eastern Conference Semifinals ... swept Detroit 4-0 in Eastern Conference Finals to earn first trip ever to NBA Finals.

**HONORS:** Michael Jordan named NBA Most Valuable Player, NBA Finals Most Valuable Player, All-NBA First Team, All-Defensive First Team and captured fifth straight scoring title ... was a member of 1991 All-Star team ... Scottie Pippen was named to the All-Defensive Second Team ... Craig Hodges won his second consecutive Three-Point Shootout championship at the 1991 All-Star Weekend by hitting 19 straight shots ... Bulls' home sellout streak reached 190 games (includes regular season and playoffs - 160 and 30, respectively).

# 1991-1992 CHICAGO BULLS



MEDIA COMMUNITY HISTORY PLAYOFFS RECORDS 2011-12 SEASON OPPONENTS THE NBA PLAYERS BALL OPS. FRONT OFFICE

GAME	DATE	W-L	OPPONENT	SCORE BULLS-OPP.	TOTAL RECORD	SK	BULLS HI. SCORER	BULLS HI. REBOUNDER	OPPONENT HI. SCORER	GAME ATTEN.
1	Nov. 1	W	PHILADELPHIA	110-90	1-0	1-W	Jordan-26	Pippen-8	Barkley-18	18,676 *
2	Nov. 2	L	@Milwaukee	107-109	1-1	1-L	Jordan-46	Grant-11	Robertson-29	18,633
3	Nov. 5	L	GOLDEN STATE	110-118	1-2	2-L	Jordan-40	Pippen-11	Mullin-38	18,136 *
4	Nov. 6	W	@Boston	132-113	2-2	1-W	Jordan-44	Cartwright-10	Bird-30	14,890
5	Nov. 8	W	DALLAS	108-92	3-2	2-W	Jordan-40	Pippen/Grant-10	Harper-15	18,120
6	Nov. 9	W	ORLANDO	107-76	4-2	3-W	Jordan-27	Grant-10	Scott-23	18,131 *
7	Nov. 12	W	DETROIT	110-93	5-2	4-W	Jordan-20	Grant-12	Rodman-20	18,676 *
8	Nov. 13	W	@Charlotte	117-95	6-2	5-W	Jordan-35	Grant-10	Curry-21	23,698
9	Nov. 15	W	MILWAUKEE	114-101	7-2	6-W	Pippen-23	Grant/Levingston-8	Robertson-21	18,676 *
10	Nov. 20	W	@Golden State	112-108	8-2	7-W	Jordan-35	Grant-14	Marculionis/Higgins-22	15,025
11	Nov. 22	W	@Seattle	112-109 (OT)	9-2	8-W	Jordan-31	King-7	Pierce-30	38,067
12	Nov. 23	W	@Denver	107-100	10-2	9-W	Jordan-37	King-9	Mutombo-22	17,022
13	Nov. 26	W	@L.A. Clippers	116-79	11-2	10-W	Jordan-23	Jordan-10	Polynice-16	15,800
14	Nov. 29	W	@Portland	116-114 (2 OT)	12-2	11-W	Jordan-40	Pippen/Grant-11	Drexler-38	12,888
15	Nov. 30	W	@Sacramento	118-102	13-2	12-W	Jordan-30	Grant-10	Richmond-32	17,014
16	Dec. 4	W	CLEVELAND	108-102	14-2	13-W	Pippen-28	Pippen-15	Daugherty-26	18,489 *
17	Dec. 6	W	CHARLOTTE	114-96	15-2	14-W	Jordan-19	Jordan-11	Gill-18	18,237 *
18	Dec. 7	L	@Philadelphia	100-103	15-3	1-L	Jordan-32	Jordan-14	Hawkins-30	18,168
19	Dec. 10	W	SEATTLE	108-103	16-3	1-W	Pippen-23	Grant-13	Pierce-30	18,061 *
20	Dec. 13	W	NEW YORK	99-89	17-3	2-W	Jordan-27	Grant/Jordan-8	Ewing-20	18,676 *
21	Dec. 14	W	@Washington	113-100	18-3	3-W	Jordan-29	Grant-13	English-19	18,756
22	Dec. 17	L	L.A. LAKERS	89-102	18-4	1-L	Jordan-21	Grant-10	Worthy-25	18,676 *
23	Dec. 20	W	@New Jersey	115-98	19-4	1-W	Grant-28	Grant-8	Blaylock-18	20,049
24	Dec. 21	W	ATLANTA	117-103	20-4	2-W	Jordan/Pippen-37	Jordan-9	Wilkins-43	18,676 *
25	Dec. 25	W	BOSTON	121-99	21-4	3-W	Pippen-27	Grant-12	Fox-21	18,676 *
26	Dec. 26	W	@Atlanta	122-111	22-4	4-W	Jordan-34	Grant-18	Wilkins-39	16,425
27	Dec. 28	W	SACRAMENTO	127-118	23-4	5-W	Jordan-33	Pippen-12	Richmond-33	18,676 *
28	Dec. 30	W	@Indiana	109-104	24-4	6-W	Jordan-29	Grant-10	Miller/Schrempf-24	16,530
29	Jan. 3	L	@Milwaukee	108-113	24-5	1-L	Jordan-44	Grant-8	Humphries-23	18,633
30	Jan. 4	W	NEW JERSEY	140-96	25-5	1-W	Jordan-27	Grant-17	Bowie-20	18,676 *
31	Jan. 7	W	WASHINGTON	102-89	26-5	2-W	Jordan-21	Grant-10	Ha. Grant-19	18,236 *
32	Jan. 8	W	@Miami	108-106	27-5	3-W	Jordan-40	Grant-10	Rice-33	15,008
33	Jan. 10	W	UTAH	105-90	28-5	4-W	Jordan-37	Grant-8	K. Malone-17	18,676 *
34	Jan. 11	W	MIAMI	108-99	29-5	5-W	Jordan-30	Grant-18	Rice-22	18,676 *
35	Jan. 14	W	PHILADELPHIA	103-80	30-5	6-W	Jordan-26	Grant-12	Barkley-20	18,338 *
36	Jan. 16	W	@Cleveland	100-85	31-5	7-W	Jordan-35	Grant-12	Battle-20	20,273
37	Jan. 17	W	SAN ANTONIO	102-96	32-5	8-W	Jordan-31	Perdue-14	Robinson-20	18,676 *
38	Jan. 19	W	@Detroit	87-85	33-5	9-W	Jordan-34	Grant-12	Woolridge-18	21,454
39	Jan. 21	W	PHOENIX	108-102	34-5	10-W	Jordan-30	Grant-11	Johnson-18	18,676 *
40	Jan. 22	W	@Charlotte	115-112	35-5	11-W	Jordan-23	Cartwright-10	Johnson-31	23,698
41	Jan. 24	W	DETROIT	117-93	36-5	12-W	Pippen-29	Grant-11	King-7	18,676 *
42	Jan. 25	W	HOUSTON	114-100	37-5	13-W	Jordan-35	Grant/Pippen-9	Otajunow/Maxwell-17	18,676 *
43	Jan. 28	L	@San Antonio	104-109	37-6	1-L	Jordan-39	Pippen-10	Cummings-30	16,057
44	Jan. 30	L	@Houston	102-105	37-7	2-L	Jordan-22	Grant-12	Otajunow-24	16,611
45	Jan. 31	W	@Dallas	107-92	38-7	1-W	Jordan-25	Jordan-10	Blackman-20	17,502
46	Feb. 2	W	@L.A. Lakers	103-97	39-7	2-W	Jordan-33	Grant-11	Green/Perkins-25	17,505
47	Feb. 3	L	@Utah	123-126 (3 OT)	39-8	1-L	Jordan-34	Pip/Jrdn/Grant-13	K. Malone-34	19,911
48	Feb. 5	L	@Phoenix	114-126	39-9	2-L	Pippen-26	Grant-16	Hornacek-26	14,49
49	Feb. 11	W	NEW JERSEY	133-113	40-9	1-W	Jordan-34	Grant/Pippen-8	Petrovic-23	18,233 *
50	Feb. 13	W	@New York	106-85	41-9	2-W	Grant-18	Grant-17	Ewing/Mason-14	19,763
51	Feb. 15	W	NEW YORK	99-98	42-9	3-W	Jordan-29	Grant-11	Ewing-30	18,676 *
52	Feb. 17	L	CLEVELAND	112-113	42-10	1-L	Jordan-46	Grant-11	Daugherty-25	18,676 *
53	Feb. 19	W	@Orlando	112-99	43-10	1-W	Jordan-27	Jordan-10	Bowie-19	15,151
54	Feb. 21	W	@Atlanta	103-88	44-10	2-W	Jordan-33	Perdue-13	Willis-26	16,531
55	Feb. 22	W	MINNESOTA	105-90	45-10	3-W	Jordan-30	Grant-17	Campbell-20	18,676 *
56	Feb. 25	L	@Detroit	106-108	45-11	1-L	Pippen-33	Grant-13	Dumars-28	21,454
57	Feb. 26	W	WASHINGTON	122-103	46-11	1-W	Jordan-26	Pippen/Williams-9	Eackles-19	18,104 *
58	Feb. 28	W	@Milwaukee	109-105	47-11	2-W	Pippen-41	Cartwright-8	Cummins-28	18,633
59	Mar. 1	W	PORTLAND	111-91	48-11	3-W	Jordan-31	Perdue-12	Drexler-26	18,676 *
60	Mar. 3	L	INDIANA	101-103	48-12	1-L	Jordan-27	Grant-9	Miller-23	18,402 *
61	Mar. 5	W	@Minnesota	113-100	49-12	1-W	Jordan-33	Perdue-11	Richardson-22	19,006
62	Mar. 7	W	MIAMI	123-81	50-12	2-W	Jordan-27	Grant-14	Edwards-21	18,487 *
63	Mar. 8	W	@Philadelphia	103-99	51-12	3-W	Jordan-34	Jordan-11	Barkley-29	18,168
64	Mar. 11	W	BOSTON	119-85	52-12	4-W	Jordan-32	Jordan-13	McHale-19	18,676 *
65	Mar. 14	W	@Orlando	112-96	53-12	5-W	Jordan-26	Grant-12	Vincent-20	15,151
66	Mar. 16	W	@Miami	116-100	54-12	6-W	Jordan-37	Pippen-13	Seikaly-21	15,008
67	Mar. 17	W	@New Jersey	90-79	55-12	7-W	Jordan-40	Grant-12	Petrow-49	20,049
68	Mar. 19	W	@Washington	106-100	56-12	8-W	Jordan-51	Jordan-11	Eackles-28	18,756
69	Mar. 21	L	ORLANDO	108-111	56-13	1-L	Pippen-27	Caldwell-20	Caldwell-20	18,676 *
70	Mar. 24	W	DENVER	116-103	57-13	1-W	Jordan-50	Grant-20	Williams-32	18,382 *
71	Mar. 28	W	CLEVELAND	126-102	58-13	2-W	Jordan-44	Grant-18	Daugherty-20	18,676 *
72	Mar. 31	W	@New York	96-90	59-13	3-W	Jordan-36	Pippen-18	Ewing-31	19,763
73	Apr. 1	W	CHARLOTTE	100-94	60-13	4-W	Jordan-31	Grant-14	Gill-32	18,362 *
74	Apr. 3	W	L.A. CLIPPERS	114-103	61-13	5-W	Pippen-24	Pippen-11	Harper-30	18,676 *
75	Apr. 5	L	@Boston	86-97	61-14	1-L	Jordan-26	Grant-11	Lewis-21	14,890
76	Apr. 7	W	MILWAUKEE	116-101	62-14	1-W	Jordan-30	Pipn/Grant/Wins-8	Roberts-18	18,676 *
77	Apr. 10	W	@Indiana	108-96	63-14	2-W	Jordan-35	Grant-11	Miller-26	16,530
78	Apr. 11	W	INDIANA	108-106	64-14	3-W	Jordan-23	Grant-7	Schrempf-25	18,676 *
79	Apr. 13	W	ATLANTA	100-93	65-14	4-W	Pippen-16	Williams-11	Augmon-27	18,676 *
80	Apr. 14	L	@Cleveland	100-115	65-15	1-L	Pippen-24	Pippen-10	Daugherty-21	20,273
81	Apr. 17	W	@Atlanta	121-95	66-15	1-W	Jordan-21	Williams-7	Augmon-25	16,531
82	Apr. 19	W	DETROIT	103-85	67-15	2-W	Jordan-32	Williams-16	Thomas-28	18,676 *

\* home sellout



**LEFT TO RIGHT:** (front row): Strength & Conditioning Consultant Al Vermeil, B.J. Armstrong, Michael Jordan, Horace Grant, Bill Cartwright, Scottie Pippen, John Paxson, Strength & Conditioning Assistant Erik Helland. (middle row): Trainer Chip Schaefer, Bobby Hansen, Stacey King, Will Perdue, Scott Williams, Cliff Levingston, Craig Hodges, Equipment Manager John Ligmanowski. (back row): Scout Clarence Gaines, Jr., Assistant Coach Tex Winter, Assistant Coach Johnny Bach, Head Coach Phil Jackson, Assistant Coach Jim Cleamons, Scout Jim Stack, Vice President-Basketball Operations Jerry Krause.

**DRAFT:** First round, Mark Randall (Kansas).

**RECORD:** 67-15 (FIRST PLACE)

**REGULAR SEASON:** Won a then-team-record 67 games overall ... won a then-team-record 31 road games ... tied franchise-best home record with 36-5 ... won a then-team-record 14 straight games from 11/06/91 to 12/06/91 ... tied eight-game road win streak team record originally set in 1989-90 (11/06 to 11/30) ... finished with the league's best field goal percentage (.508).

**PLAYOFFS:** Won franchise's second straight NBA title defeating Portland 4-2 in the Finals ... swept Miami 3-0 in the first round ... defeated New York 4-3 in Eastern Conference Semifinals ... beat Cleveland 4-2 in Eastern Conference Finals.

**HONORS:** Michael Jordan was named the NBA Most Valuable Player, NBA Finals Most Valuable Player, All-NBA First Team, All-Defensive First Team, captured his sixth straight scoring title and started for the 1992 East All-Stars ... Scottie Pippen started for the 1992 NBA East All-Stars ... Pippen was also named to All-Defensive First Team and All-NBA Second Team ... Jordan and Pippen named to 1992 Olympic basketball team ... Craig Hodges won his third straight Three-Point Shootout contest at All-Star Weekend ... Bulls' home sellout streak reached 243 games (includes regular season and playoffs - 201 and 42, respectively).

# 1992-1993 CHICAGO BULLS



MEDIA COMMUNITY HISTORY PLAYOFFS RECORDS 2011-12 SEASON OPPONENTS THE NBA PLAYERS BBALL OPS. FRONT OFFICE

GAME	DATE	W-L	OPPONENT	SCORE BULLS-OPP.	TOTAL RECORD	SK	BULLS HI. SCORER	BULLS HI. REBOUNDER	OPPONENT HI. SCORER	GAME ATTN.
1	Nov. 6	W	@Cleveland	101-96	1-0	1-W	Jordan-29	Grant-15	Nance-24	20,273
2	Nov. 7	L	ATLANTA	99-100	1-1	1-L	Jordan-35	Grant-11	Wilkins-33	18,676 *
3	Nov. 9	W	INDIANA	102-97	2-1	1-W	Jordan-24	Grant-13	Schrempf-19	18,676 *
4	Nov. 11	W	DETROIT	98-96 (OT)	3-1	2-W	Jordan-37	Grant-14	Thomas-32	18,676 *
5	Nov. 13	W	@Milwaukee	101-96	4-1	3-W	Jordan-34	Pippen-13	Murdock-25	18,633
6	Nov. 14	W	DENVER	117-84	5-1	4-W	Jordan-18	Perdue-13	Mutombo-17	18,676 *
7	Nov. 17	W	@Minnesota	124-103	6-1	5-W	Jordan-32	S. Williams-6	Person-26	19,006
8	Nov. 19	W	@Seattle	108-99	7-1	6-W	Jordan-35	Pippen/S. Williams-9	Payton-18	37,401
9	Nov. 20	L	@L.A. Lakers	118-120 (OT)	7-2	1-L	Jordan-54	Grant-14	Perkins-26	17,505
10	Nov. 22	W	@Phoenix	128-111	8-2	1-W	Jordan-40	Grant/King-8	Barkley-22	19,023
11	Nov. 24	W	@Golden State	101-92	9-2	2-W	Jordan-49	Grant-17	Mullin-32	15,025
12	Nov. 28	L	@New York	75-112	9-3	1-L	Jordan-17	Grant/Pippen-7	Ewing-26	19,763
13	Dec. 2	L	@Boston	96-101	9-4	2-L	Grant-20	Grant-11	Lewis-32	14,890
14	Dec. 4	W	PORTLAND	111-99	10-4	1-W	Jordan-38	Jordan-13	Robinson-27	18,676 *
15	Dec. 5	W	BOSTON	96-89	11-4	2-W	Jordan-24	Grant-10	McDaniel-22	18,676 *
16	Dec. 8	L	@Atlanta	114-123	11-5	1-L	Jordan-32	Jordan-12	Wilkins-42	16,441
17	Dec. 9	W	CLEVELAND	108-91	12-5	1-W	Jordan-28	Grant-15	Ferry-16	18,142 *
18	Dec. 11	L	HOUSTON	96-110	12-6	1-L	Jordan-26	Jordan-11	Oluajun-28	18,147 *
19	Dec. 12	W	NEW JERSEY	95-89	13-6	1-W	Jordan-38	Grant-11	Petrovic-25	18,232 *
20	Dec. 15	W	CHARLOTTE	125-110	14-6	2-W	Pippen-26	Pippen-9	Curry-26	18,088 *
21	Dec. 17	W	@Washington	107-99	15-6	3-W	Jordan-28	Pippen-13	Gugliotta-25	18,756
22	Dec. 19	L	PHILADELPHIA	96-98	15-7	1-L	Jordan-23	Grant-11	Hawkins-24	18,270 *
23	Dec. 21	W	MIAMI	86-82	16-7	1-W	Pippen-22	Jordan-8	Rice-21	18,147 *
24	Dec. 23	W	WASHINGTON	107-98	17-7	2-W	Jordan-57	Grant-16	Grant-20	18,109 *
25	Dec. 25	W	NEW YORK	89-77	18-7	3-W	Jordan-42	Pippen-9	Blackman/Starks-17	18,676 *
26	Dec. 26	W	@Indiana	95-84	19-7	4-W	Grant-30	Grant-20	Schrempf-23	16,530
27	Dec. 29	W	@Charlotte	114-103	20-7	5-W	Jordan-28	Grant-12	Newman-28	23,698
28	Dec. 30	W	@Miami	105-100	21-7	6-W	Jordan-39	Grant-9	Rice-33	15,008
29	Jan. 2	W	INDIANA	109-100	22-7	7-W	Jordan-39	Grant-6	Miller-21	18,676 *
30	Jan. 5	L	L.A. LAKERS	88-91	22-8	1-L	Jordan-36	Pippen/Cartwright-7	Worthy-21	18,676 *
31	Jan. 6	L	@Cleveland	95-117	22-9	2-L	Pippen-24	Pippen-9	Pric-30	20,273
32	Jan. 8	W	MILWAUKEE	120-95	23-9	1-W	Jordan-35	Perdue-13	Day-20	18,676 *
33	Jan. 9	L	@Philadelphia	91-104	23-10	1-L	Jordan-30	Pippen-12	Weatherspoon-23	18,168
34	Jan. 12	W	@Orlando	122-106	24-10	1-W	Grant-26	Pippen-10	Anderson-24	15,151
35	Jan. 15	W	GOLDEN STATE	122-101	25-10	2-W	Jordan-26	Jordan-12	Mullin-21	18,676 *
36	Jan. 16	L	ORLANDO	124-128 (OT)	25-11	1-L	Jordan-64	Grant-19	Skiles-31	18,676 *
37	Jan. 18	W	BOSTON	103-93	26-11	1-W	Jordan-29	Grant-12	Lewis-21	18,676 *
38	Jan. 21	W	@New Jersey	107-94	27-11	2-W	Jordan-30	Grant-12	Coleman/Anderson-22	20,049
39	Jan. 22	L	CHARLOTTE	97-105	27-12	1-L	Jordan-28	Grant-13	Mrring/Gill/Curry-19	18,676 *
40	Jan. 24	L	@San Antonio	99-103	27-13	2-L	Jordan-42	Jordan-11	Robinson-24	16,057
41	Jan. 26	W	@Dallas	123-88	28-13	1-W	Pippen/King-19	Pippen/King-11	Moore-13	17,502
42	Jan. 28	L	@Houston	83-94	28-14	1-L	Jordan-26	Pippen-8	Oluajun/Maxwell-18	16,611
43	Jan. 30	L	@Denver	102-109	28-15	2-L	Jordan-39	S. Williams-14	Mutombo-29	17,022
44	Feb. 1	W	@Utah	96-92	29-15	1-W	Jordan-37	Grant-19	Malone-40	19,911
45	Feb. 3	W	@Sacramento	107-88	30-15	2-W	Jordan-36	Grant-11	Richmond-17	17,917
46	Feb. 4	W	@L.A. Clippers	107-105 (OT)	31-15	3-W	Jordan-33	Grant-14	Manning-27	15,989
47	Feb. 7	W	@Portland	101-91	32-15	4-W	Jordan-34	Grant-13	Robinson-19	12,888
48	Feb. 10	W	@Indiana	115-104	33-15	5-W	Jordan-40	Grant-14	Smits-24	16,530
49	Feb. 12	L	NEW YORK	98-104	33-16	1-L	Pippen-35	Grant-12	Ewing-36	18,676 *
50	Feb. 13	L	CLEVELAND	111-116	33-17	2-L	Jordan/Pippen-25	Grant/Perdue-8	Daugherty-25	18,676 *
51	Feb. 15	W	SACRAMENTO	119-101	34-17	1-W	Jordan-32	S. Williams-12	Bonner/Tisdale-18	18,237 *
52	Feb. 17	W	UTAH	114-96	35-17	2-W	Jordan-27	Grant-9	K. Malone-20	18,676 *
53	Feb. 23	W	MILWAUKEE	99-95	36-17	3-W	Jordan-34	Grant-13	Brickowski-26	18,197 *
54	Feb. 25	W	@Orlando	108-106	37-17	4-W	Jordan-36	Grant/Perdue-9	O'Neal-30	15,151
55	Feb. 27	W	ATLANTA	112-92	38-17	5-W	Jordan-34	S. Williams-11	Wilkins-38	18,676 *
56	Mar. 2	W	@New Jersey	87-80	39-17	6-W	Jordan-24	Grant-11	Coleman-22	20,049
57	Mar. 3	W	DALLAS	125-97	40-17	7-W	Pippen-24	S. Williams-8	Davis-24	18,062 *
58	Mar. 5	L	SAN ANTONIO	102-107 (OT)	40-18	1-L	Pippen-39	Pippen-13	Ellis-29	18,676 *
59	Mar. 9	W	SEATTLE	86-83	41-18	1-W	Jordan-38	Pippen-12	Kemp-19	18,531 *
60	Mar. 11	L	@Miami	95-97	41-19	1-L	Jordan-29	S. Williams-9	Seikaly-30	15,008
61	Mar. 12	W	CHARLOTTE	123-108	42-19	1-W	Jordan-52	Perdue-10	Mourning-25	18,676 *
62	Mar. 14	L	@Detroit	99-101	42-20	1-L	Jordan-28	S. Williams-10	Dumars-27	21,454
63	Mar. 15	W	L.A. CLIPPERS	101-94	43-20	1-W	Armstrong-28	Grant-17	Manning-23	18,482 *
64	Mar. 19	W	WASHINGTON	104-99	44-20	2-W	Jordan-25	Perdue-12	Smith-37	18,676 *
65	Mar. 20	W	@Washington	126-101	45-20	3-W	Jordan-47	Jordan-8	Johnson-21	18,756
66	Mar. 23	W	MINNESOTA	107-100	46-20	4-W	Jordan-34	S. Williams-13	Person-31	18,676 *
67	Mar. 24	W	@Philadelphia	113-100	47-20	5-W	Jordan-43	Pippen-10	Weatherspoon-21	18,168
68	Mar. 26	W	ORLANDO	107-86	48-20	6-W	Pippen-20	Pippen-13	O'Neal-27	18,676 *
69	Mar. 30	L	PHOENIX	109-113	48-21	1-L	Jordan-44	Grant-16	Caballeros-20	18,676 *
70	Apr. 2	W	NEW JERSEY	118-105	49-21	1-W	Jordan-40	Grant-11	Coleman-30	18,676 *
71	Apr. 4	W	@Boston	101-89	50-21	2-W	Jordan-32	Pippen-9	McDaniel-27	14,890
72	Apr. 6	L	@Milwaukee	109-113	50-22	1-L	Jordan-30	Pippen-11	Edwards-24	18,633
73	Apr. 9	W	@Atlanta	88-87	51-22	1-W	Jordan-30	Jordan-12	Wilkins-26	16,510
74	Apr. 10	W	@Indiana	92-87	52-22	2-W	Armstrong-27	Grant-14	Miller-26	16,530
75	Apr. 12	W	@Detroit	98-95	53-22	3-W	Jordan-23	Grant-11	Mills-25	21,454
76	Apr. 14	W	MIAMI	119-92	54-22	4-W	Jordan-34	Grant-8	Miner-19	18,676 *
77	Apr. 16	W	MILWAUKEE	119-105	55-22	5-W	Jordan-47	Jordan/Pippen-7	Murdock/Day-24	18,676 *
78	Apr. 18	L	@Cleveland	94-103	55-23	1-L	Jordan-32	Grant-9	Nance-19	20,273
79	Apr. 20	W	PHILADELPHIA	123-94	56-23	1-W	Jordan-28	S. Williams-10	Weatherspoon-17	18,676 *
80	Apr. 22	W	DETROIT	109-103 (OT)	57-23	2-W	Jordan-36	Pippen-13	Thomas-28	18,676 *
81	Apr. 23	L	@Charlotte	103-104	57-24	1-L	Jordan-38	Pippen/Grant/S. Williams/King-6	Johnson-31	23,698
82	Apr. 25	L	@New York	84-89	57-25	2-L	Jordan-21	S. Williams-9	Ewing/Starks-22	19,763

\* home sellout



**LEFT TO RIGHT:** (front row): Supervisor of European Scouting Ivica Dukan, Scout/Special Asst. Jim Stack, Scout/Special Asst. Clarence Gaines, Jr., VP/Basketball Operations Jerry Krause, Asst. Coach Jim Cleamons, Head Coach Phil Jackson, Asst. Coach Johnny Bach, Asst. Coach Tex Winter, Trainer Chip Schaefer, Strength & Conditioning Asst. Erik Helland, Strength & Conditioning Consultant Al Vermeil, Equipment Manager John Liganowski. (back row): B.J. Armstrong, John Paxson, Michael Jordan, Scottie Pippen, Scott Williams, Stacey King, Will Perdue, Bill Cartwright, Horace Grant, Ed Nealy, Rodney McCray, Trent Tucker, Darrell Walker, Corey Williams.

**DRAFT:** First round, Byron Houston (Oklahoma State); second round, Corey Williams (Oklahoma State), Litterial Green (Georgia) and Matt Steigenga (Michigan State).

**RECORD: 57-25 (FIRST PLACE)**

**REGULAR SEASON:** Fourth straight 50-plus win season ... 31-10 home record marked sixth straight season of 30-plus Stadium wins ... 26-15 road record ranked second-best in the NBA and first in the Eastern Conference ... 26 road wins marked third straight year of plus-.500 road record ... finished first in the NBA in offensive rebounding percentage at .363 and finished first in the league in fewest turnovers per game at 13.5.

**PLAYOFFS:** Won franchise's third straight NBA title defeating Phoenix 4-2 in the NBA Finals ... swept Atlanta 3-0 in the first round and Cleveland 4-0 in Eastern Conference Semifinals ... defeated New York 4-2 in Eastern Conference Finals ... won the first two games of the NBA Finals at Phoenix, becoming the first team ever to open an NBA Finals series 2-0 on the road.

**HONORS:** Michael Jordan captured his seventh straight scoring title, which tied Wilt Chamberlain for most consecutive scoring titles ... Jordan named 1993 NBA Finals Most Valuable Player, 1993 NBA East All-Star starter, All-NBA First Team and All-Defensive First Team ... Scottie Pippen started for the 1993 East All-Stars, was on the All-Defensive First Team ... B.J. Armstrong led the NBA in three-point field goal percentage (63-139 3FG, .453) ... Horace Grant named to All-Defensive Second Team ... Bulls' home sellout streak reached 294 games (includes regular season and playoffs - 242 and 52, respectively).



# 1993-1994 CHICAGO BULLS



GAME	DATE	W-L	OPPONENT	SCORE BULLS-OPP.	TOTAL RECORD	SK	BULLS HI. SCORER	BULLS HI. REBOUNDER	OPPONENT HI. SCORER	GAME ATTN.
1	Nov. 5	W	@Charlotte	124-123 (OT)	1-0	1-W	Armstrong-28	Pippen-16	Newman-27	23,698
2	Nov. 6	L	MIAMI	71-95	1-1	1-L	Pippen-18	Grant-12	Seikaly-28	18,676 *
3	Nov. 8	W	ATLANTA	106-80	2-1	1-W	Armstrong-23	Grant-10	Wilkins-17	18,157 *
4	Nov. 10	W	@Milwaukee	91-90	3-1	2-W	Grant-20	Grant-10	Edwards-21	18,633
5	Nov. 13	L	BOSTON	97-98	3-2	1-L	Armstrong-22	Grant-10	Douglas-19	18,676 *
6	Nov. 16	L	@Seattle	94-95	3-3	2-L	Kukoc-20	Cartwright-9	Pierce-19	14,813
7	Nov. 18	L	@Portland	98-120	3-4	3-L	Kerr-16	Grant-12	Robinson-21	12,888
8	Nov. 19	W	@L.A. Lakers	88-86	4-4	1-W	Armstrong-28	Grant-23	Christie-22	15,512
9	Nov. 21	L	@Sacramento	101-103	4-5	1-L	Armstrong-23	Grant-18	Richmond-28	17,317
10	Nov. 23	L	@Houston	93-100	4-6	2-L	Armstrong/Wennington-19	Grant-13	Olaajuwon-28	16,611
11	Nov. 24	L	@San Antonio	84-109	4-7	3-L	Grant-18	Grant-8	Anderson-21	33,066
12	Nov. 26	W	@Dallas	108-85	5-7	1-W	Armstrong-26	Grant-13	Mashburn-21	17,502
13	Nov. 30	W	PHOENIX	132-113	6-7	2-W	Pippen-29	Grant-12	Majerle-26	18,676 *
14	Dec. 3	W	@Miami	104-99	7-7	3-W	Armstrong-22	Grant-11	Rice-33	15,200
15	Dec. 7	W	L.A. CLIPPERS	115-111	8-7	4-W	Pippen-24	Blount-9	Manning-43	18,127 *
16	Dec. 8	L	@Philadelphia	88-95 (OT)	8-8	1-L	Armstrong-24	King-11	Perry-23	14,668
17	Dec. 10	W	@New Jersey	109-105	9-8	1-W	Pippen-28	Grant-16	Anderson-31	20,049
18	Dec. 11	W	CLEVELAND	93-84	10-8	2-W	Kerr-18	Pippen-13	Daugherty-21	18,676 *
19	Dec. 15	W	@Boston	108-98	11-8	3-W	Grant-31	Grant-15	Radja-26	14,890
20	Dec. 17	W	NEW YORK	98-86	12-8	4-W	Armstrong-20	Grant-13	Ewing-20	18,676 *
21	Dec. 18	W	SAN ANTONIO	102-90	13-8	5-W	Grant/Kerr-16	Grant-18	Ellis/Robinson-24	18,676 *
22	Dec. 20	W	CHARLOTTE	109-97	14-8	6-W	Pippen-22	Grant-16	Johnson-28	18,676 *
23	Dec. 22	W	MINNESOTA	106-98	15-8	7-W	Pippen-26	Grant-13	Rider-25	18,312 *
24	Dec. 23	W	@Detroit	81-72	16-8	8-W	Pippen-16	Pippen-10	Hunter-21	21,454
25	Dec. 25	W	ORLANDO	95-93	17-8	9-W	Pippen-28	Wennington-9	Anderson-24	18,676 *
26	Dec. 29	W	NEW JERSEY	94-86	18-8	10-W	Armstrong-25	Pippen-12	Anderson-27	18,676 *
27	Dec. 30	L	@Charlotte	95-115	18-9	1-L	Pippen-23	Pippen-13	Curry-28	23,698
28	Jan. 4	W	DETROIT	97-91	19-9	1-W	Pippen-21	Pippen-11	Hunter-29	18,676 *
29	Jan. 5	L	@Orlando	90-105	19-10	1-L	Pippen-20	Grant-13	O'Neal-28	15,291
30	Jan. 7	W	@Washington	99-92	20-10	1-W	Pippen-25	Grant-15	Chapman-27	17,133
31	Jan. 8	W	DALLAS	100-81	21-10	2-W	Pippen-20	Grant-11	Jackson-25	18,392 *
32	Jan. 12	L	@Atlanta	81-92	21-11	1-L	Grant-18	Grant-11	Wilkins-19	15,273
33	Jan. 14	W	UTAH	101-91	22-11	1-W	Pippen-23	Grant-14	K. Malone-26	18,676 *
34	Jan. 15	W	HOUSTON	82-76	23-11	2-W	Pippen-25	Pippen-12	Olaajuwon-29	18,676 *
35	Jan. 17	W	PHILADELPHIA	121-91	24-11	3-W	Armstrong-21	Blount-13	Bradley-18	18,182 *
36	Jan. 19	W	WASHINGTON	84-83	25-11	4-W	Armstrong-17	Pippen-11	Gugliotta-20	17,853 *
37	Jan. 21	W	INDIANA	96-95	26-11	5-W	Pippen-24	Grant-12	Miller-25	18,498 *
38	Jan. 22	W	@Indiana	90-81	27-11	6-W	Pippen-22	Grant/Wennington-8	Miller-17	16,578
39	Jan. 24	W	@Detroit	92-86	28-11	7-W	Pippen-23	Blount/Wennington-11	Dumars-25	20,249
40	Jan. 27	L	@Cleveland	84-100	28-12	1-L	Pippen-31	Cartwright-10	Price-21	20,273
41	Jan. 28	W	MILWAUKEE	113-96	29-12	1-W	Pippen-30	Pippen/Grant-8	Murdock-25	18,231*
42	Feb. 1	W	@Denver	118-98	30-12	2-W	Pippen-28	Pippen-7	Rogers-18	17,171
43	Feb. 3	W	@Utah	94-85	31-12	3-W	Armstrong-20	Grant-7	K. Malone-24	19,911
44	Feb. 4	W	@Golden State	101-99	32-12	4-W	Pippen-30	Grant-19	Owens-21	15,025
45	Feb. 6	L	@Phoenix	88-89	32-13	1-L	Pippen-26	Grant-13	K. Johnson-22	19,023
46	Feb. 8	W	@L.A. Clippers	118-89	33-13	1-W	Pippen/Grant-22	Pippen-14	Manning-22	13,398
47	Feb. 10	W	@Milwaukee	97-80	34-13	2-W	Pippen-23	Grant-15	Day-26	18,633
48	Feb. 16	L	MIAMI	101-109	34-14	1-L	Williams-25	Pippen/Blount/Wnght-6	Smith-25	18,241 *
49	Feb. 18	L	DENVER	84-109	34-15	2-L	Pippen-18	Pippen-10	Stith-28	18,452 *
50	Feb. 20	L	@New York	68-86	34-15	3-L	Pippen-25	Grant-7	Ewing-20	19,763
51	Feb. 21	W	CHARLOTTE	118-93	35-16	1-W	Pippen-30	Pippen/Grant-12	Conlon/Hawkins-16	18,676 *
52	Feb. 23	W	GOLDEN STATE	123-100	36-16	2-W	Myers-26	Grant-11	Johnson-17	18,442 *
53	Feb. 25	W	@Washington	116-94	37-16	3-W	Grant-26	Grant-13	MacLean-20	18,756
54	Feb. 26	L	INDIANA	86-96	37-17	1-L	Pippen/Armstrong-15	Grant-15	Miller-21	18,676 *
55	Feb. 28	L	CLEVELAND	81-89	37-18	2-L	Armstrong-20	Pippen-9	Price-19	18,492 *
56	Mar. 2	L	L.A. LAKERS	89-97	37-19	3-L	Pippen-24	Pippen-13	Divac-27	18,146 *
57	Mar. 4	L	PORTLAND	96-115	37-20	4-L	Pippen-22	Blount-15	Drexler-27	18,676 *
58	Mar. 6	L	@Cleveland	95-99	37-21	5-L	Myers-17	Pippen-14	Williams-23	20,273
59	Mar. 8	W	ATLANTA	116-95	38-21	1-W	Pippen-39	Pippen/Williams-6	Williams-21	18,528 *
60	Mar. 11	L	@Atlanta	77-108	38-22	1-L	Pippen-18	Pippen-8	Willis-23	16,368
61	Mar. 12	W	SACRAMENTO	111-94	39-22	1-W	Pippen-20	Pippen-20	Richmond-22	18,676 *
62	Mar. 15	W	ORLANDO	108-98	40-22	2-W	Pippen-25	Grant-16	O'Neal-23	18,676 *
63	Mar. 16	W	@Boston	101-100	41-22	3-W	Grant-20	Grant-9	Brown-27	14,890
64	Mar. 18	W	SEATTLE	87-84	42-22	4-W	Pippen-22	Pippen-15	Gill-23	18,676 *
65	Mar. 20	W	@Minnesota	90-80	43-22	5-W	Grant-18	Pippen-11	Rider-25	19,006
66	Mar. 22	L	@New York	78-87	43-23	1-L	Pippen-25	Kukoc-7	Davis-24	19,763
67	Mar. 23	W	@Philadelphia	99-87	44-23	1-W	Pippen-31	Grant-9	Perry-19	16,150
68	Mar. 25	L	@New Jersey	87-110	44-24	1-L	Pippen-19	Grant-13	Newman-22	20,049
69	Mar. 26	W	INDIANA	90-88	45-24	1-W	Pippen-20	Pippen-11	Smits-14	18,676 *
70	Mar. 29	W	PHILADELPHIA	106-103	46-24	2-W	Pippen-27	Grant-15	Weatherspoon-20	18,396 *
71	Apr. 1	W	DETROIT	102-95	47-24	3-W	Armstrong-23	Grant-15	Elliott-26	18,676 *
72	Apr. 3	W	@Detroit	96-93	48-24	4-W	Pippen-26	Pippen-9	Thomas-17	19,151
73	Apr. 5	W	WASHINGTON	114-88	49-24	5-W	Pippen-22	Williams-14	Cheaney-19	18,467 *
74	Apr. 8	W	@Indiana	100-94	50-24	6-W	Pippen-21	Grant-14	Smits-25	16,185
75	Apr. 9	W	MILWAUKEE	125-99	51-24	7-W	Williams-21	Pippen-10	Norman-20	18,676 *
76	Apr. 12	W	NEW JERSEY	111-105	52-24	8-W	Pippen-25	Williams-10	Edwards-21	18,676 *
77	Apr. 13	W	@Miami	96-90	53-24	9-W	Pippen-27	Pippen/Longley-7	Rice/Salley/Smith-16	15,200
78	Apr. 15	W	@Charlotte	88-85	54-24	10-W	Pippen-24	Grant-16	Curry-20	23,698
79	Apr. 17	L	@Orlando	101-118	54-25	1-L	Pippen-34	Grant/Longley-9	O'Neal-32	15,291
80	Apr. 18	W	ATLANTA	87-70	55-25	1-W	Grant/Kerr-14	Grant-15	Manning-16	18,676 *
81	Apr. 22	L	BOSTON	94-104 (2 OT)	55-26	1-L	Pippen-30	Pippen-16	Brown-40	18,676 *
82	Apr. 24	L	NEW YORK	76-92	55-27	2-L	Pippen-26	Pippen/Williams-7	Ewing-25	18,676 *





**LEFT TO RIGHT:** (front row): B.J. Armstrong, Steve Kerr, Pete Myers, Horace Grant, Scottie Pippen, Jo Jo English, John Paxson. (middle row): Corie Blount, Toni Kukoc, Will Perdue, Luc Longley, Bill Wennington, Bill Cartwright, Scott Williams. (back row): Equipment Manager John Ligmanowski, Trainer Chip Schaefer, Assistant Coach Johnny Bach, Head Coach Phil Jackson, Assistant Coach Jim Clemons, Assistant Coach Tex Winter.

**DRAFT:** First round, Corie Blount (Cincinnati); second round, Anthony Reed (Tulane).

**RECORD:** 55-27 (SECOND PLACE)

**REGULAR SEASON:** Michael Jordan retired prior to opening day on 10/06/93 ... fifth straight 50-plus win season ... 31-10 home record marked seventh straight season of 30-plus Stadium wins ... 24-17 road record ranked as second-best in the Eastern Conference, third-best in the NBA ... 24 road wins marked the fourth straight year of plus-500 road record ... Bulls made NBA history when the team had two players complete four-point plays (Scottie Pippen, Pete Myers) in one game (03/08/94 vs. Atlanta).

**PLAYOFFS:** Swept Cleveland 3-0 in the first round ... eliminated 4-3 by New York in Eastern Conference Semifinals.

**HONORS:** For first time in team history, the Bulls had three players on the NBA All-Star Team (Scottie Pippen, B.J. Armstrong and Horace Grant) ... B.J. Armstrong and Steve Kerr participated in the AT&T Long Distance Shootout on NBA All-Star Weekend ... Pippen became second Bull ever to be named All-Star MVP (Michael Jordan was All-Star MVP in 1988) ... Toni Kukoc played in first-ever All-Star Rookie game ... Bulls' home sellout streak reached 340 games (includes regular season and playoffs - 283 and 57, respectively).



GAME	DATE	W-L	OPPONENT	SCORE BULLS-OPP.	TOTAL RECORD	SK	BULLS HI. SCORER	BULLS HI. REBOUNDER	OPPONENT HI. SCORER	GAME ATTEN.
1	Nov. 4	W	CHARLOTTE	89-83	1-0	1-W	Pippen-22	Perdue-12	Johnson-17	22,313*
2	Nov. 5	L	WASHINGTON	99-100 (OT)	1-1	1-L	Pippen-29	Pippen-14	Chapman-26	22,186*
3	Nov. 7	W	PHILADELPHIA	98-83	2-1	1-W	Kukoc-28	Pippen-10	Malone-25	22,122*
4	Nov. 9	L	@New Jersey	109-110	2-2	1-L	Pippen-28	Perdue-9	Benjamin-22	20,049
5	Nov. 11	W	@Minnesota	112-100	3-2	1-W	Pippen-22	Krysl/Pipn/Perd-8	King-17	15,109
6	Nov. 12	L	DALLAS	120-124 (OT)	3-3	1-L	Pippen-26	Perdue-12	Mashburn-50	22,195*
7	Nov. 16	W	@San Antonio	94-92	4-3	1-W	Harper-27	Pippen-7	Robinson-30	16,059
8	Nov. 17	L	@Houston	83-106	4-4	1-L	Pippen-15	Pippen/Wenington-6	Olajuwon-29	16,199
9	Nov. 19	W	@Dallas	111-85	5-4	1-W	Pippen-36	Pippen-14	Jackson-18	17,502
10	Nov. 22	W	@L.A. Clippers	105-93	6-4	2-W	Harper-21	Pippen-8	Murray-16	9,080
11	Nov. 23	L	@Denver	111-113	6-5	1-L	Pippen-29	Blount/Fostr/Wngtn-6	Rogers-31	17,171
12	Nov. 25	L	@Utah	94-124	6-6	2-L	Pippen-15	Simpkins-7	Malone-27	19,911
13	Nov. 30	W	PHOENIX	118-105	7-6	1-W	Pippen-35	Pippen-9	Barkley-22	22,414*
14	Dec. 2	L	ATLANTA	81-92	7-7	1-L	Armstrong/Kukoc-19	Pippen-11	Augmon-20	22,215*
15	Dec. 3	W	BOSTON	125-109	8-7	1-W	Pippen-26	Kukoc/Perdue-7	Montross-18	22,128*
16	Dec. 5	L	NEW JERSEY	94-99	8-8	1-L	Pippen-23	Pippen-13	Gilliam-24	22,307*
17	Dec. 9	W	@Detroit	117-96	9-8	1-W	Armstrong-22	Wenington-9	Hunter/Miller-18	21,454
18	Dec. 10	L	@Milwaukee	103-106	9-9	1-L	Armstrong-21	Pippen-16	Newman-21	18,633
19	Dec. 13	W	DETROIT	98-78	10-9	1-W	Pippen-31	Perdue-9	Dumars/Mills-16	22,224*
20	Dec. 16	W	@Atlanta	85-80	11-9	2-W	Pippen-22	Pippen-8	Blaylock-21	13,542
21	Dec. 17	L	UTAH	89-97	11-10	1-L	Kukoc-19	Pippen-7	Malone-30	22,716*
22	Dec. 19	L	CLEVELAND	63-77	11-11	2-L	Pippen-14	Williams-18	Williams-38	22,201*
23	Dec. 21	L	@Indiana	99-107	11-12	3-L	Armstrong-27	Kukoc/Wenington-9	Smits-25	16,572
24	Dec. 23	W	INDIANA	116-92	12-12	1-W	Kukoc-27	Pippen-11	McKey-17	22,524*
25	Dec. 25	W	NEW YORK	107-104 (OT)	13-12	2-W	Pippen-36	Pippen-16	Ewing-30	22,854*
26	Dec. 27	L	L.A. CLIPPERS	92-95	13-13	1-L	Kukoc-21	Perdue-15	Richardson-27	22,231*
27	Dec. 28	W	@Boston	105-97	14-13	1-W	Kukoc-27	Pippen-11	Edwards-19	14,890
28	Dec. 30	W	MIAMI	133-88	15-13	2-W	Armstrong-26	Pippen-7	Reeves-19	22,284*
29	Jan. 4	W	DENVER	86-80	16-13	3-W	Pippen-21	Perdue-11	Mutombo-18	22,198*
30	Jan. 6	L	SEATTLE	101-108	16-14	1-L	Kukoc-32	Kukoc-6	Kemp/Schrempf-23	22,248*
31	Jan. 7	L	@Cleveland	78-92	16-15	2-L	Armstrong-17	Blount/Kukoc-5	Brandon-24	20,562
32	Jan. 10	W	ORLANDO	109-77	17-15	1-W	Pippen-26	Pippen-10	O'Neal-17	22,529*
33	Jan. 11	W	@Philadelphia	115-77	18-15	2-W	Pippen-21	Blount-9	Wright-21	13,245
34	Jan. 13	L	SACRAMENTO	79-89	18-16	1-L	Kukoc-19	Blount-8	Polynice-25	22,243*
35	Jan. 14	L	@Charlotte	85-96	18-17	2-L	Pippen-19	Johnson-22	Johnson-22	23,698
36	Jan. 16	L	@Washington	101-109	18-18	3-L	Armstrong-26	Kukoc/Pippen-10	Cheaney-23	18,756
37	Jan. 18	L	MILWAUKEE	93-97	18-19	4-L	Kerr-19	Longley-10	Robinson-24	22,191*
38	Jan. 20	W	MINNESOTA	93-86	19-19	1-W	Armstrong-22	Perdue-12	Shackelford-18	22,283*
39	Jan. 22	W	HOUSTON	100-81	20-19	2-W	Armstrong-20	Perdue-12	Horry-19	22,647*
40	Jan. 24	L	SAN ANTONIO	102-104 (OT)	20-20	1-L	Kukoc-28	Kukoc-8	Robinson-30	22,414*
41	Jan. 26	L	@Orlando	99-102	20-21	2-L	Blount-16	Kukoc-6	O'Neal-37	16,010
42	Jan. 29	W	GOLDEN STATE	116-94	21-21	1-W	Pippen-27	Pippen-11	Hardaway-18	22,398*
43	Jan. 31	W	@L.A. Lakers	119-115	22-21	2-W	Pippen-34	Pippen-13	Van Exel-27	17,505
44	Feb. 2	L	@Sacramento	68-88	22-22	1-L	Pippen-22	Pippen-11	Williams-20	17,317
45	Feb. 3	L	@Phoenix	100-110	22-23	2-L	Pippen-28	Pippen-11	Manning-30	19,023
46	Feb. 5	W	@Golden State	97-93	23-23	1-W	Pippen-35	Pippen-11	Hardaway-28	15,025
47	Feb. 8	L	@Portland	103-116	23-24	1-L	Pippen-26	Pippen-10	C. Robinson-28	12,888
48	Feb. 9	L	@Seattle	118-126 (OT)	23-25	2-L	Harper-26	Perdue-13	Kemp-30	16,709
49	Feb. 15	W	WASHINGTON	107-92	24-25	1-W	Pippen-24	Kukoc-12	Howard/Webber-22	22,368*
50	Feb. 17	W	DETROIT	117-102	25-25	2-W	Kukoc-33	Kukoc/Perdue-11	Houston-33	22,214*
51	Feb. 18	L	@Milwaukee	111-118	25-26	1-L	Kukoc-27	Longley/Perdue-5	Baker-27	18,633
52	Feb. 20	L	@Charlotte	104-115	25-27	2-L	Pippen-28	Pippen-8	Burl/Hwkn/Johns-23	23,698
53	Feb. 21	W	@Atlanta	105-88	26-27	1-W	Kukoc-21	Perdue-11	Blaylock-22	11,908
54	Feb. 24	L	@Miami	83-91	26-28	1-L	Pippen-22	Pippen-7	Rice-24	15,200
55	Feb. 26	L	@Orlando	103-105	26-29	2-L	Kukoc-22	Pippen-14	Hardaway-39	16,010
56	Feb. 27	W	NEW JERSEY	108-86	27-29	1-W	Pippen-31	Longley/Pippen-9	Coleman-17	22,192*
57	Mar. 1	W	MIAMI	111-85	28-29	2-W	Pippen-27	Pippen-10	Owens-20	22,202*
58	Mar. 2	L	@New York	89-93	28-30	1-L	Pippen-28	Pippen-14	Mason-26	19,763
59	Mar. 4	W	@Philadelphia	106-94	29-30	1-W	Kukoc-21	Perdue-12	Barros-26	16,105
60	Mar. 6	W	PORTLAND	103-83	30-30	2-W	Armstrong-27	Kukoc-7	Thorpe-21	22,114*
61	Mar. 10	W	CLEVELAND	99-76	31-30	3-W	Kukoc-19	Longley/Perdue-8	Hill-13	22,362*
62	Mar. 11	L	L.A. LAKERS	105-108	31-31	1-L	Pippen-40	Perdue-9	Peeler-22	22,404*
63	Mar. 14	W	@Washington	106-93	32-31	1-W	Pippen-30	Pippen-10	Muresan-21	18,756
64	Mar. 15	W	ATLANTA	99-86	33-31	2-W	Pippen-20	Kukoc-13	Norman-21	22,334*
65	Mar. 17	W	MILWAUKEE	87-86	34-31	3-W	Pippen-27	Day/Nwmm/Robsn-16	Day/Nwmm/Robsn-16	22,307*
66	Mar. 19	L	@Indiana	96-103 (OT)	34-32	1-L	Pippen-31	Blount-8	Miller-28	16,694
67	Mar. 22	W	@Boston	124-107	35-32	1-W	Jordan-27	Pippen-8	Douglas-23	14,890
68	Mar. 24	L	ORLANDO	99-106	35-33	1-L	Armstrong-23	Longley-8	O'Neal-24	24,247*
69	Mar. 25	W	@Atlanta	99-98	36-33	1-W	Jordan-32	Pippen-10	Blaylock-20	16,378
70	Mar. 28	W	@New York	113-111	37-33	2-W	Jordan-55	Kukoc/Pippen-9	Ewing-36	19,763
71	Mar. 30	W	BOSTON	100-82	38-33	3-W	Jordan-23	Jordan-11	Strong-17	23,691*
72	Apr. 1	W	PHILADELPHIA	91-84	39-33	4-W	Pippen-18	Perdue/Pippen-10	Weatherspoon-27	23,465*
73	Apr. 5	W	@New Jersey	108-101	40-33	5-W	Jordan-37	Gilliam-27	Gilliam-27	20,049
74	Apr. 7	W	CLEVELAND	97-88	41-33	6-W	Jordan-28	Jrdn/Lngly/Pipn-8	Phills-22	23,664*
75	Apr. 9	L	@Cleveland	78-79	41-34	1-L	Jordan-21	Jordan-9	Price-20	20,562
76	Apr. 11	W	INDIANA	96-89	42-34	1-W	Jordan-25	Jordan/Perdue-11	Smits-26	23,504*
77	Apr. 12	W	@Detroit	124-113	43-34	2-W	Jordan-29	Longley-11	Houston-31	21,454
78	Apr. 16	W	NEW YORK	111-90	44-34	3-W	Pippen-29	Perdue-10	Smith-27	23,889*
79	Apr. 17	W	@Miami	98-93	45-34	4-W	Jordan-31	Kukoc-7	Reeves-27	15,200
80	Apr. 20	W	DETROIT	120-105	46-34	5-W	Pippen-20	Jordan-8	Mills-26	23,612*
81	Apr. 22	W	CHARLOTTE	116-100	47-34	6-W	Kukoc/Jordan-19	Longley/Pippen-7	Johnson-29	23,544*
82	Apr. 23	L	@Milwaukee	105-104	47-35	1-L	Jordan-33	Jordan/Longley-11	Robinson-36	18,633



**LEFT TO RIGHT:** (front row): Scottie Pippen, Steve Kerr, Pete Myers, Corie Blount, Dickey Simpkins, Ron Harper, Jud Buechler, B.J. Armstrong. (middle row): VP/Basketball Operations Jerry Krause, Strength & Conditioning Asst. Erik Helland, Toni Kukoc, Will Perdue, Luc Longley, Bill Wennington, Larry Krystkowiak, Strength & Conditioning Consultant Al Vermeil, Equipment Mgr. John Ligmanowski. (back row): Scout Clarence Gaines, Jr., Trainer Chip Schaefer, Asst. Coach Jimmy Rodgers, Asst. Coach Jim Clemons, Head Coach Phil Jackson, Asst. Coach Tex Winter, Scout Jim Stack, European Scout Ivica Dukan. Inset: Michael Jordan.

**DRAFT:** First round, Dickey Simpkins (Providence); second round, Kris Bruton (Benedict).

**RECORD: 47-35 (THIRD PLACE)**

**REGULAR SEASON:** Opened the United Center, playing the first-ever regular season game on 11/04/94 versus the Charlotte Hornets ... clinched 11th straight playoff berth (04/09/95) ... set a home season attendance record with nearly one million (926,278) fans attending ... Head Coach Phil Jackson reached his 300th career coaching victory (11/19/94 at Dallas) ... Scottie Pippen scored his 10,000th NBA career point (01/13/95 vs. Sacramento) ... Michael Jordan returned to the NBA and the Chicago Bulls (03/18/95) and played his first game back (03/19/95) at Indiana.

**PLAYOFFS:** Defeated Charlotte 3-1 in the first round ... eliminated 4-2 in the Eastern Conference Semifinals by Orlando.

**HONORS:** Scottie Pippen selected as a starter to the NBA All-Star Team ... Steve Kerr participated in the AT&T Long Distance Shootout on NBA All-Star Weekend ... Scottie Pippen named to the All-NBA First Team and was the leading vote-getter of the All-Defensive Team ... Bulls' home sellout streak reached 386 games (includes regular season and playoffs - 324 and 62, respectively).



HISTORY COMMUNITY MEDIA PLAYOFFS RECORDS 2011-12 SEASON OPPONENTS THE NBA PLAYERS BBALL OPS. FRONT OFFICE

GAME	DATE	W-L	OPPONENT	SCORE BULLS-OPP.	TOTAL RECORD	SK	BULLS HI. SCORER	BULLS H. REBOUNDER	OPPONENT HI. SCORER	GAME ATTEN.
1	Nov. 3	W	CHARLOTTE	105-91	1-0	1-W	Jordan-42	Rodman-11	Johnson-19	23,862*
2	Nov. 4	W	BOSTON	107-85	2-0	2-W	Pippen-21	Longley/Rodman-8	Radja-14	23,608*
3	Nov. 7	W	TORONTO	117-108	3-0	3-W	Jordan-38	Rodman-13	Anderson-23	23,102*
4	Nov. 9	W	@Cleveland	106-88	4-0	4-W	Jordan-29	Pippen-13	Phills-26	20,562
5	Nov. 11	W	PORTLAND	110-106	5-0	5-W	Jordan-36	Pippen-9	C. Robinson-39	23,384*
6	Nov. 14	L	@Orlando	88-94	5-1	1-L	Jordan-23	Pippen-10	Hardaway-36	17,248
7	Nov. 15	W	CLEVELAND	113-94	6-1	1-W	Pippen-27	Pippen-12	Cafey-8	23,257*
8	Nov. 17	W	NEW JERSEY	109-94	7-1	2-W	Kukoc-19	Longley-8	Fleming/Williams-14	23,312*
9	Nov. 21	W	@Dallas	108-102 (OT)	8-1	3-W	Jordan-36	Pippen-12	Kidd-25	17,502
10	Nov. 22	W	@San Antonio	103-94	9-1	4-W	Jordan-38	Longley-11	Robinson-26	35,888
11	Nov. 24	W	@Utah	90-85	10-1	5-W	Jordan-34	Longley-10	Stockton-23	19,911
12	Nov. 26	L	@Seattle	92-97	10-2	1-L	Jordan-22	Pippen-12	Payton-26	17,072
13	Nov. 27	W	@Portland	107-104	11-2	1-W	Jordan-33	Pippen/Wennington-5	Sabonis-23	21,401
14	Nov. 30	W	@Vancouver	94-88	12-2	2-W	Jordan-29	Longley-10	Anthony-27	19,193
15	Dec. 2	W	@L.A. Clippers	104-98	13-2	3-W	Jordan-37	Pippen-13	Williams-24	18,321
16	Dec. 6	W	NEW YORK	101-94	14-2	4-W	Jordan/Pippen-22	Rodman-20	Starks-25	23,828*
17	Dec. 8	W	SAN ANTONIO	106-87	15-2	5-W	Jordan-28	Rodman-21	Robinson-30	23,802*
18	Dec. 9	W	@Milwaukee	118-106	16-2	5-W	Jordan-45	Rodman-21	Robinson-39	18,633
19	Dec. 13	W	ORLANDO	112-103	17-2	6-W	Jordan-36	Rodman-19	Hardaway-26	23,895*
20	Dec. 14	W	@Atlanta	127-108	18-2	7-W	Pippen-30	Augmon/Smith-17	Wright-22	16,378
21	Dec. 16	W	L.A. LAKERS	108-88	19-2	8-W	Pippen-33	Rodman-15	Ceballos-27	23,824*
22	Dec. 18	W	@Boston	123-114	20-2	9-W	Jordan/Pippen-37	Rodman-17	Radja-23	18,624
23	Dec. 19	W	DALLAS	114-101	21-2	10-W	Jordan-32	Rodman-13	Dumas-24	23,208*
24	Dec. 22	W	TORONTO	113-104	22-2	11-W	Jordan-27	Jordan-10	Takab-24	22,987*
25	Dec. 23	W	UTAH	100-86	23-2	12-W	Jordan-30	Rodman-12	Malone-22	23,906*
26	Dec. 26	L	@Indiana	97-103	23-3	1-L	Jordan-30	Rodman-11	Smits-26	16,728
27	Dec. 29	W	INDIANA	120-93	24-3	1-W	Jordan-29	Rodman-16	Johnson-24	23,739*
28	Dec. 30	W	ATLANTA	95-93	25-3	2-W	Jordan-33	Rodman-21	Smith-20	23,587*
29	Jan. 3	W	HOUSTON	100-86	26-3	3-W	Jordan-38	Rodman-15	Olujuwon-23	23,854*
30	Jan. 4	W	@Charlotte	117-93	27-3	4-W	Jordan-27	Rodman-11	Rice-26	24,042
31	Jan. 6	W	MILWAUKEE	113-84	28-3	5-W	Jordan-32	Rodman-16	Robinson-23	23,801*
32	Jan. 10	W	SEATTLE	113-87	29-3	6-W	Jordan-35	Jordan-14	Kemp-17	23,877*
33	Jan. 13	W	@Philadelphia	120-93	30-3	7-W	Jordan-48	Rodman-16	Wright-22	18,168
34	Jan. 15	W	@Washington	116-109	31-3	8-W	Jordan-46	Rodman-15	B. Price-30	18,756
35	Jan. 16	W	PHILADELPHIA	116-104	32-3	9-W	Jordan-32	Stackhouse-24	Stackhouse-24	23,587*
36	Jan. 18	W	@Toronto	92-89	33-3	10-W	Jordan-38	Rodman-13	Stoudamire-26	36,118
37	Jan. 21	W	@Detroit	111-96	34-3	11-W	Jordan-36	Rodman-9	Hill-24	21,454
38	Jan. 23	W	@New York	99-79	35-3	12-W	Jordan-33	Rodman-13	Starks-15	19,763
39	Jan. 24	W	VANCOUVER	104-84	36-3	13-W	Pippen-30	Rodman-16	Reeves-23	23,652*
40	Jan. 26	W	MIAMI	102-80	37-3	14-W	Jordan-25	Rodman-16	Thomas-13	23,814*
41	Jan. 28	W	PHOENIX	93-82	38-3	15-W	Jordan-31	Rodman-20	Barkley-20	23,927*
42	Jan. 30	W	@Houston	98-87	39-3	16-W	Pippen-28	Pippen-12	Olujuwon-31	16,285
43	Feb. 1	W	@Sacramento	105-85	40-3	17-W	Jordan-27	Rodman-21	Richmond-30	17,317
44	Feb. 2	W	@L.A. Lakers	99-84	41-3	18-W	Pippen-30	Rodman-23	Ceballos-23	17,505
45	Feb. 4	L	@Denver	99-105	41-4	1-L	Jordan-39	Rodman-12	Abdul-Rauf-32	17,171
46	Feb. 6	L	@Phoenix	96-106	41-5	2-L	Jordan-28	Rodman-14	Barkley-35	19,023
47	Feb. 7	W	@Golden State	99-95	42-5	1-W	Jordan-40	Rodman-18	Smith-23	15,025
48	Feb. 13	W	WASHINGTON	111-98	43-5	2-W	Jordan-32	Rodman-16	Howard-28	23,494*
49	Feb. 15	W	@Detroit	112-109 (OT)	44-5	3-W	Jordan-32	Rodman-19	Houston-27	21,454
50	Feb. 16	W	@Minnesota	103-100	45-5	4-W	Jordan-35	Rider-29	Rider-29	20,214
51	Feb. 18	W	@Indiana	110-102	46-5	5-W	Jordan-44	Rodman-23	Miller-24	16,770
52	Feb. 20	W	CLEVELAND	102-76	47-5	6-W	Harper-22	Rodman-15	Brandon-21	23,604*
53	Feb. 22	W	@Atlanta	96-91	48-5	7-W	Jordan-34	Rodman-20	Blaylock-26	16,378
54	Feb. 23	L	@Miami	104-113	48-6	1-L	Jordan-31	Rodman-11	Chapman-39	15,200
55	Feb. 25	W	ORLANDO	111-91	49-6	1-W	Kukoc-24	Rodman-17	O'Neal-33	24,102*
56	Feb. 27	W	MINNESOTA	120-99	50-6	2-W	Jordan-35	Rodman-24	Garnett/Rider-20	23,716*
57	Mar. 1	W	GOLDEN STATE	110-87	51-6	3-W	Pippen-25	Rodman-17	Sprewell-26	23,596*
58	Mar. 2	W	BOSTON	107-75	52-6	4-W	Jordan-21	Rodman-15	Barros-12	23,721*
59	Mar. 5	W	MILWAUKEE	115-106	53-6	5-W	Jordan-33	Rodman-9	Robinson-22	23,547*
60	Mar. 7	W	DETROIT	102-81	54-6	6-W	Jordan-53	Rodman-13	Houston-21	23,369*
61	Mar. 10	L	@New York	72-104	54-7	1-L	Jordan-32	Rodman-10	Ewing-26	19,163
62	Mar. 13	W	WASHINGTON	103-86	55-7	1-W	Jordan-37	Rodman-14	Howard/Muresan-17	23,652*
63	Mar. 15	W	DENVER	108-87	56-7	2-W	Jordan-33	Rodman-15	McByess-22	23,692*
64	Mar. 16	W	@New Jersey	97-93	57-7	3-W	Jordan-37	Jordan-16	Gilliam-21	20,049
65	Mar. 18	W	@Philadelphia	98-94	58-7	4-W	Jordan-38	Jordan-11	Stackhouse-31	18,168
66	Mar. 19	W	SACRAMENTO	89-67	59-7	5-W	Jordan-20	Jordan-9	Richmond-23	23,312*
67	Mar. 21	W	NEW YORK	107-86	60-7	6-W	Jordan-36	Jordan-11	Ewing-20	23,802*
68	Mar. 24	L	@Toronto	108-109	60-8	1-L	Jordan-36	Jrdn/Kukoc/Pipen-9	Stoudamire-30	36,131
69	Mar. 28	W	ATLANTA	111-80	61-8	1-W	Kukoc-24	Smith-18	Smith-18	23,642*
70	Mar. 30	W	L.A. CLIPPERS	106-85	62-8	2-W	Pippen-22	Jordan/Kukoc-9	Yaht-14	23,764*
71	Apr. 2	W	@Miami	110-92	63-8	3-W	Jordan/Pippen-32	Rodman-13	Mourning-24	15,200
72	Apr. 4	W	MIAMI	100-92	64-8	4-W	Jordan-40	Rodman-12	Hardaway/Williams-20	23,702*
73	Apr. 5	W	@Charlotte	126-92	65-8	5-W	Pippen-28	Rodman-17	Hancock/Johnson-14	24,042
74	Apr. 7	W	@Orlando	90-86	66-8	6-W	Jordan-27	Pippen/Rodman-13	Hardaway-25	17,248
75	Apr. 8	L	CHARLOTTE	97-98	66-9	1-L	Jordan-40	Rodman-17	Anderson-20	23,590*
76	Apr. 11	W	@New Jersey	113-100	67-9	1-W	Jordan-17	Rodman-12	Childs-23	20,049
77	Apr. 12	W	PHILADELPHIA	112-82	68-9	2-W	Jordan-23	Rodman-16	Maxwell-18	23,633*
78	Apr. 14	W	@Cleveland	98-72	69-9	3-W	Jordan-32	Jordan-12	Brandon-21	20,562
79	Apr. 16	W	@Milwaukee	86-80	70-9	4-W	Jordan-22	Rodman-19	Baker-28	18,633
80	Apr. 18	W	DETROIT	110-79	71-9	5-W	Jordan-30	Rodman-18	Hunter-19	23,614*
81	Apr. 20	L	INDIANA	99-100	71-10	1-L	Jordan-24	Rodman-15	Smits-17	23,784*
82	Apr. 21	W	@Washington	103-93	72-10	1-W	Jordan-26	Rodman-11	Howard-27	18,756

\* home sellout



**LEFT TO RIGHT:** (front row): Toni Kukoc, Luc Longley, Dennis Rodman, Michael Jordan, Scottie Pippen, Ron Harper, Steve Kerr; (middle row): Equipment Mgr. John Liganowski, Jud Buechler, Jason Caffey, James Edwards, Bill Wennington, Dickey Simpkins, Jack Haley, Randy Brown, Trainer Chip Schaefer. (back row): VP/Basketball Operations Jerry Krause, Scout Clarence Gaines, Jr., Asst. Coach John Paxson, Asst. Coach Jimmy Rodgers, Asst. Coach Jim Clemons, Head Coach Phil Jackson, Asst. Coach Tex Winter, Scout Jim Stack, Strength & Cond. Consultant Al Vermeil, Strength & Cond. Assistant Erik Helland, not pictured: John Salley, European Scout Ivica Dukan.

**DRAFT:** First Round, Jason Caffey (Alabama); second round, Dragan Tarlac (Greece).

**RECORD: 72-10 (FIRST PLACE)**

**REGULAR SEASON:** Finished season with best record in NBA history at 72-10 ... became first team in NBA history to win 70 games with the 86-80 win at Milwaukee on 04/16/96 ... set club record for most consecutive home victories at the start of the season with four ... set NBA record for most consecutive home games won in the regular season with 44 ... finished the season with club road record of 33-8 ... set club record for most consecutive regular season road wins with nine ... set club record for consecutive regular-season win streak with 18 ... set new NBA record for the best record for a team, reaching 50 wins with the fewest losses (50-6) ... Michael Jordan (44) and Scottie Pippen (40) became the first Bulls (and ninth pair in NBA history) to score 40 or more points in a game on 02/18/96 at Indiana ... Phil Jackson became the 26th coach in NBA history to reach 400 career coaching victories with a 98-94 win over the 76ers on 03/18/96 at Philadelphia ... Jordan scored his 23,000th career point (01/13/96) and his 24,000th career point (03/18/96) at Philadelphia ... Jordan passed Jerry Sloan as the Bulls' all-time career leader in games played (697) on 11/27/95 at Portland ... Jordan became the fourth player in NBA history to record 2,000 career steals (04/04/96 vs. Miami).

**PLAYOFFS:** Won franchise's fourth NBA title, defeating Seattle (4-2) in the NBA Finals ... swept Miami in the first round 3-0 ... defeated New York 4-1 in Eastern Conference Semifinals ... swept Orlando in the Eastern Conference Finals 4-0.

**HONORS:** Michael Jordan captured his eighth scoring title with a 30.4 average ... Jordan named 1996 NBA MVP, All-Star MVP and Finals MVP ... Dennis Rodman captured fifth consecutive rebounding title with a 14.9 average ... Scottie Pippen named a starter to the 1996 NBA All-Star Game ... Jordan and Pippen selected to 1995-96 All-NBA First Team ... Jordan, Pippen and Rodman selected to 1995-96 NBA All-Defensive Team ... Steve Kerr participated in the AT&T Shootout during NBA All-Star Weekend ... Toni Kukoc named winner of the NBA Sixth Man Award ... Phil Jackson named NBA Coach of the Year ... Jerry Krause named NBA Executive of the Year ... Bulls' home sellout streak reached 437 games (includes regular season and playoffs - 365 and 72 respectively).



MEDIA COMMUNITY HISTORY PLAYOFFS RECORDS 2011-12 SEASON OPPONENTS THE NBA PLAYERS BBALL OPS. FRONT OFFICE

GAME	DATE	W-L	OPPONENT	SCORE BULLS-OPP.	TOTAL RECORD	SK	BULLS HI. SCORER	BULLS L. REBOUNDER	OPPONENT HI. SCORER	GAME ATTEN.
1	Nov. 1	W	@Boston	107-98	1-0	1-W	Jordan-30	Rodman-13	Barros-24	18,624
2	Nov. 2	W	PHILADELPHIA	115-86	2-0	2-W	Jordan-27	Rodman-12	MacLean-16	24,040 *
3	Nov. 5	W	VANCOUVER	96-73	3-0	3-W	Jordan-22	Rodman-19	Anthony-13	23,726 *
4	Nov. 6	W	@Miami	106-100	4-0	4-W	Jordan-50	Rodman-22	Mourning-33	15,200
5	Nov. 8	W	@Detroit	98-80	5-0	5-W	Kukoc/Lngly/Pipin-16	Rodman-20	Dumars-22	21,454
6	Nov. 9	W	BOSTON	104-92	6-0	6-W	Jordan-27	Pippen-12	Day-20	23,813 *
7	Nov. 11	W	PHOENIX	97-79	7-0	7-W	Jordan-26	Rodman-22	Finley-17	23,807 *
8	Nov. 13	W	MIAMI	103-71	8-0	8-W	Jordan-28	Rodman-19	Mourning-20	23,889 *
9	Nov. 15	W	@Charlotte	110-87	9-0	9-W	Jordan-38	Rodman-17	Rice-21	24,042
10	Nov. 16	W	ATLANTA	97-69	10-0	10-W	Jordan-25	Rodman-15	Laettner-17	23,939 *
11	Nov. 20	W	@Phoenix	113-99	11-0	11-W	Jordan/Pippen-37	Rodman-16	Finley-17	19,023
12	Nov. 21	W	@Denver	110-92	12-0	12-W	Jordan-31	Jrdn/Rdmn/Kukc-7	Stith-20	17,171
13	Nov. 23	L	@Utah	100-105	12-1	1-L	Jordan-44	Rodman-10	Malone-36	19,911
14	Nov. 25	W	@L.A. Clippers	88-84	13-1	1-W	Jordan-40	Rodman-14	Roberts-15	16,144
15	Nov. 29	W	@Dallas	116-97	14-1	2-W	Jordan-36	Rodman-19	Gatling-35	18,042
16	Nov. 30	W	@San Antonio	97-88	15-1	3-W	Jordan-35	Rodman-14	D. Wilkins-25	37,058
17	Dec. 3	W	@Milwaukee	107-104	16-1	4-W	Jordan-40	Rodman-12	G. Robinson-21	18,633
18	Dec. 5	W	L.A. CLIPPERS	114-96	17-1	5-W	Pippen-25	Rodman-14	Richardson-20	23,687 *
19	Dec. 7	L	MIAMI	80-83	17-2	1-L	Jordan-37	Rodman-18	Mourning-20	23,861 *
20	Dec. 8	L	@Toronto	89-97	17-3	2-L	Pippen-27	Rodman-11	Stoudamire-31	33,385
21	Dec. 11	W	MINNESOTA	103-86	18-3	1-W	Jordan-27	Pippen-9	Guilotti/West-19	23,505 *
22	Dec. 13	W	@New Jersey	113-92	19-3	2-W	Jordan-32	Wennington-8	Pack-25	20,049
23	Dec. 14	W	CHARLOTTE	87-82	20-3	3-W	Jordan-29	Rodman-23	Rice-25	23,771 *
24	Dec. 17	W	L.A. LAKERS	129-123 (OT)	21-3	4-W	Pippen-35	Rodman-18	Van Exel-36	23,919 *
25	Dec. 19	W	@Charlotte	93-72	22-3	5-W	Jordan-35	Rodman-14	Rice-23	24,042
26	Dec. 21	W	@Philadelphia	111-105	23-3	6-W	Jordan-31	Rodman-18	Iverson-32	20,918
27	Dec. 23	W	NEW JERSEY	113-81	24-3	7-W	Jordan-24	Rodman-17	Kittles/Gill-19	23,601 *
28	Dec. 25	W	DETROIT	95-83	25-3	8-W	Pippen-27	Rodman-22	G. Hill-27	23,744 *
29	Dec. 26	L	@Atlanta	103-108	25-4	1-L	Jordan-34	Rodman/Parish-10	Laettner-37	16,378
30	Dec. 28	W	CLEVELAND	102-97	26-4	1-W	Jordan-45	Rodman-16	Phils-17	23,792 *
31	Dec. 30	W	INDIANA	81-79	27-4	2-W	Jordan-28	Rodman-21	R. Miller/E. Johnson-13	23,692 *
32	Jan. 3	W	@ORLANDO	110-89	28-4	3-W	Jordan-22	Rodman-22	Seikaly-20	23,904 *
33	Jan. 6	W	UTAH	102-89	29-4	4-W	Pippen-24	Rodman-16	Malone-27	23,882 *
34	Jan. 10	W	@Milwaukee	116-101	30-4	5-W	Jordan-33	Rodman-26	G. Robinson-35	18,717
35	Jan. 11	W	HOUSTON	110-86	31-4	6-W	Jordan-32	Rodman-18	Olajuwon-29	24,196 *
36	Jan. 14	W	WASHINGTON	108-107	32-4	7-W	Jordan-39	Rodman-18	Webber-33	23,891 *
37	Jan. 15	W	@Minnesota	112-102	33-4	8-W	Pippen-29	Rodman-15	Garnett/Marbury-21	20,113
38	Jan. 17	W	MILWAUKEE	100-73	34-4	9-W	Kukoc/Jordan-24	Longley-8	Y. Baker-36	23,898 *
39	Jan. 19	L	@Houston	86-102	34-5	1-L	Jordan-26	Jordan-14	Olajuwon-32	16,285
40	Jan. 21	W	NEW YORK	88-87	35-5	1-W	Jordan-51	Pippen-10	Ewing-19	23,902 *
41	Jan. 23	W	@Cleveland	87-71	36-5	2-W	Jordan-32	Pippen-12	Brandon-21	20,562
42	Jan. 25	W	TORONTO	110-98	37-5	3-W	Jordan-24	Caffey-6	Stoudamire-26	23,913 *
43	Jan. 28	W	@Vancouver	111-96	38-5	4-W	Jordan-28	Pippen-10	Abdur-Rahim-24	19,193
44	Jan. 30	W	@Sacramento	111-93	39-5	5-W	Jordan-32	Langley-11	Richmond-28	17,317
45	Jan. 31	W	@Golden State	115-92	40-5	6-W	Pippen-32	Pippen-10	Sprewell-18	18,748
46	Feb. 2	W	@Seattle	91-84	41-5	7-W	Jordan-45	Jordan-7	Payton-24	17,072
47	Feb. 4	W	@Portland	88-84	42-5	8-W	Jordan-36	Pippen-8	Rider-19	21,538
48	Feb. 5	L	@L.A. Lakers	90-106	42-6	1-L	Jordan-27	Kukoc-6	Campbell-34	17,505
49	Feb. 11	W	CHARLOTTE	103-100	43-6	1-W	Jordan-43	Rodman-14	Rice-32	23,884 *
50	Feb. 14	W	@Atlanta	89-88	44-6	2-W	Jordan-30	Rodman-12	Laettner/S. Smith-21	16,378
51	Feb. 16	W	ORLANDO	110-89	45-6	3-W	Pippen-22	Rodman-13	Hardaway-20	23,919 *
52	Feb. 18	W	DENVER	134-123	46-6	4-W	Pippen-47	Rodman-13	D. Ellis-27	23,874 *
53	Feb. 21	W	@Washington	103-99	47-6	5-W	Jordan-36	Rodman-12	Howard-25	18,756
54	Feb. 22	W	GOLDEN STATE	120-87	48-6	6-W	Jordan-34	Rodman-12	J. Smith-19	23,917 *
55	Feb. 24	W	PORTLAND	116-89	49-6	7-W	Jordan-37	Rodman-15	Trent-14	23,841 *
56	Feb. 27	L	@Cleveland	70-73	49-7	1-L	Jordan-23	Rodman-16	Brandon-23	20,562
57	Feb. 28	W	SACRAMENTO	126-108	50-7	1-W	Jordan-35	Rodman-11	Abdul-Rauf-26	23,836 *
58	Mar. 3	W	MILWAUKEE	108-90	51-7	2-W	Jordan-31	Rodman-11	G. Robinson-23	23,894 *
59	Mar. 5	W	SAN ANTONIO	111-69	52-7	3-W	Pippen-19	Caffey/Longley-10	M. Williams-19	23,841 *
60	Mar. 7	W	INDIANA	104-96	53-7	4-W	Jordan-38	Rodman-18	R. Miller-27	23,902 *
61	Mar. 9	L	@New York	93-97	53-8	1-L	Jordan-36	Rodman-19	Ewing-32	19,763
62	Mar. 11	W	@Boston	117-106	54-8	1-W	Jordan-32	Rodman-16	E. Williams-27	18,624
63	Mar. 12	W	@Philadelphia	108-104	55-8	2-W	Pippen-31	Rodman-17	Iverson-37	21,061
64	Mar. 14	L	@New Jersey	98-99	55-9	1-L	Jordan-36	Rodman-17	Cassell-28	20,049
65	Mar. 15	W	ATLANTA	99-79	56-9	1-W	Pippen-17	Rodman-14	Laettner-22	23,984 *
66	Mar. 18	W	SEATTLE	89-87 (OT)	57-9	2-W	Jordan-32	Jordan-18	Hawkins-23	23,989 *
67	Mar. 21	W	@Indiana	117-98	58-9	3-W	Jordan-36	Rodman-19	Smits-20	16,759
68	Mar. 22	W	DETROIT	103-88	59-9	4-W	Pippen-26	Rodman-18	G. Hill-16	23,896 *
69	Mar. 25	W	DALLAS	94-92	60-9	5-W	Kerr/Jordan-20	Rodman-21	Finley-28	23,854 *
70	Mar. 27	W	@Toronto	96-83	61-9	6-W	Langley/Pippen-16	Jordan-10	Stoudamire-18	34,104
71	Mar. 29	W	NEW JERSEY	111-101	62-9	7-W	Pippen-31	Pippen-8	J. Jackson-33	23,916 *
72	Apr. 1	W	BOSTON	111-106	63-9	8-W	Caffey-9	Caffey-9	Wesley-31	23,906 *
73	Apr. 3	L	@Washington	102-110	63-10	1-L	Jordan-34	Caffey/Kukoc-8	Strickland-11	18,756
74	Apr. 4	W	CLEVELAND	84-71	64-10	1-W	Pippen-7	Pippen-7	Brandon/T. Hill-18	23,955 *
75	Apr. 6	W	@Orlando	110-94	65-10	2-W	Jordan-37	Caffey/Jordan-8	Hardaway/Seikaly-23	17,248
76	Apr. 7	W	PHILADELPHIA	128-102	66-10	3-W	Jordan-30	Langley-11	Iverson-44	23,616 *
77	Apr. 9	W	@Indiana	86-80	67-10	4-W	Jordan-23	Caffey-16	A. Davis-15	16,760
78	Apr. 10	W	@New York	105-103	68-10	5-W	Jordan-34	Caffey/Jordan-8	Ewing-20	19,763
79	Apr. 13	L	@Detroit	91-108	68-11	1-L	Pippen-21	Caffey-10	Mills-29	21,454
80	Apr. 14	W	TORONTO	117-100	69-11	1-W	Jordan-30	Jordan-11	Stoudamire-29	23,896 *
81	Apr. 16	L	@Miami	92-102	69-12	1-L	Pippen-28	Jordan-8	Mashburn-23	15,200
82	Apr. 19	L	NEW YORK	101-103	69-13	2-L	Jordan-33	Caffey/Buechler/Pippen-6	Ewing-27	24,161 *

\* home sellout





**LEFT TO RIGHT:** (front row): Luc Longley, Dennis Rodman, Michael Jordan, Scottie Pippen, Ron Harper. (middle row): Jud Buechler, Jason Caffey, Toni Kukoc, Bill Wennington, Robert Parish, Dickey Simpkins, Steve Kerr, Randy Brown. (back row): Equipment Manager John Ligmanowski, Assistant Coach Frank Hamblen, Assistant Coach Jimmy Rodgers, Head Coach Phil Jackson, Assistant Coach Tex Winter, Trainer Chip Schaefer. Not pictured: Brian Williams and Assistant Coach Bill Cartwright.

**DRAFT:** First round, Travis Knight (Connecticut).

**RECORD:** 69-13 (FIRST PLACE)

**REGULAR SEASON:** Finished season at 69-13, tying the 1971-72 L.A. Lakers for the second-best regular season record in NBA history ... set club record for most consecutive games won at the start of the season (12-0) ... Bulls reached the 100-win milestone at the United Center on 03/22/97 with a 103-88 victory over Detroit ... surpassed the 1966-68 Philadelphia 76ers and the 1984-86 Boston Celtics for most wins in back-to-back seasons with a record of 131-19 ... Jordan set a club record for most starts (11) in season openers ... Jordan scored his 25,000th career point on 11/30/96 at San Antonio, reaching the plateau faster than any player in NBA history except Wilt Chamberlain ... on 04/06/97 at Orlando, Jordan scored his 26,711th point, passing Oscar Robertson for fifth place on the NBA's all-time scoring list ... Robert Parish played his NBA-record 21st season ... Dennis Rodman grabbed his 10,000th career rebound vs. Washington on 01/14/97 to become the 24th player in league history to reach the milestone ... Jordan, Pippen and Parish named to NBA's 50 all-time greatest players list ... Phil Jackson named as one of the league's all-time 10 greatest coaches ... Pippen (35), Toni Kukoc (31) and Jordan (30) became the first Bulls to score 30-plus points in the same game on 12/17/96 vs. L.A. Lakers.

**PLAYOFFS:** Won franchise's second consecutive and fifth NBA title in seven years by defeating Utah 4-2 in the NBA Finals ... swept Washington 3-0 in the first round ... defeated Atlanta 4-1 in Eastern Conference Semifinals ... defeated Miami 4-1 in Eastern Conference Finals.

**HONORS:** Michael Jordan captured his ninth scoring title with a 29.6 average ... Jordan named to NBA All-Star Team for the 11th time and chosen as 1997 NBA Finals MVP ... Dennis Rodman captured sixth consecutive rebounding title with a 16.1 average ... Scottie Pippen named a starter to the 1997 NBA All-Star Game ... Jordan and Pippen selected to 1996-97 All-NBA First Team ... Jordan and Pippen selected to 1996-97 NBA All-Defensive Team ... Jordan became the first player in NBA history to record a triple-double in an NBA All-Star Game (14 points, 11 rebounds and 11 assists) ... Steve Kerr won the AT&T Shootout during NBA All-Star Weekend ... Bulls' home sellout streak reached 489.

# 1997-1998 CHICAGO BULLS



HISTORY COMMUNITY MEDIA PLAYOFFS RECORDS 2011-12 SEASON OPPONENTS THE NBA PLAYERS BBALL OPS. FRONT OFFICE

GAME	DATE	W-L	OPPONENT	SCORE BULLS-OPP.	TOTAL RECORD	SK	BULLS HI. SCORER	BULLS HI. REBOUNDER	OPPONENT HI. SCORER	GAME ATTN.
1	Oct. 31	L	@Boston	85-92	0-1	1-L	Jordan-30	Rodman-9	Walker-31	18,624
2	Nov. 1	W	PHILADELPHIA	94-74	1-1	1-W	Harper-17	Rodman-13	Stackhouse-15	24,196*
3	Nov. 3	W	SAN ANTONIO	87-83 (2 OT)	2-1	2-W	Jordan-29	Rodman-22	Robinson-21	23,868*
4	Nov. 5	W	ORLANDO	94-81	3-1	3-W	Jordan-29	Jordan-17	Seikaly-34	23,809*
5	Nov. 7	L	@Atlanta	78-80	3-2	1-L	Jordan-27	Jordan/Longley-9	Blaylock-17	45,790
6	Nov. 8	W	NEW JERSEY	99-86	4-2	1-W	Kerr-21	Rodman-12	Cassell-19	23,898*
7	Nov. 11	L	@Cleveland	80-101	4-3	1-L	Jordan-19	Caffey-8	Kemp-21	20,562
8	Nov. 12	L	WASHINGTON	83-90	4-4	2-L	Jordan-28	Rodman-14	Howard-18	23,749*
9	Nov. 14	W	CHARLOTTE	105-92	5-4	1-W	Jordan-28	Rodman-14	Phils/Gelger-14	23,894*
10	Nov. 15	W	CLEVELAND	79-70	6-4	2-W	Jordan-27	Rodman-18	Anderson-12	23,906*
11	Nov. 20	L	@Phoenix	85-89	6-5	1-L	Jordan-30	Rodman-14	Manning-23	19,023
12	Nov. 21	W	@L.A. Clippers	111-102 (2 OT)	7-5	1-W	Jordan-49	Longley-17	Murray-24	16,199
13	Nov. 23	W	@Sacramento	103-88	8-5	2-W	Jordan-33	Rodman-14	Richmond-23	17,317
14	Nov. 25	L	@Seattle	90-91	8-6	1-L	Kukoc-30	Rodman-17	Payton-22	17,072
15	Nov. 28	L	@Indiana	83-94	8-7	2-L	Jordan-26	Rodman-11	Miller-24	16,736
16	Nov. 29	W	@Washington	88-83	9-7	1-W	Jordan-29	Rodman-17	Howard-22	18,756
17	Dec. 3	W	@Boston	97-87	10-7	2-W	Jordan-29	Rodman-17	Walker-19	18,624
18	Dec. 5	W	MILWAUKEE	84-62	11-7	3-W	Kukoc-19	Rodman-14	Gilliam-18	24,041*
19	Dec. 9	W	NEW YORK	100-82	12-7	4-W	Jordan-29	Rdmn/Lngly/Htrp-9	Ewing-22	24,107*
20	Dec. 10	L	@Orlando	98-106	12-8	1-L	Rodman-16	Rodman-16	Seikaly-26	17,248
21	Dec. 12	L	@Charlotte	77-79	12-9	2-L	Jordan-28	Rodman-19	Rice-21	24,042
22	Dec. 13	W	TORONTO	97-70	13-9	1-W	Hager-27	Rodman-14	Wallace-14	23,867*
23	Dec. 15	W	PHOENIX	111-104	14-9	2-W	Jordan-31	Rodman-21	McDyess-23	23,888*
24	Dec. 17	W	L.A. LAKERS	104-83	15-9	3-W	Jordan-36	Rodman-14	Bryant-33	24,192*
25	Dec. 20	W	@New Jersey	100-92	16-9	4-W	Jordan-24	Rodman-24	Van Horn-20	20,049
26	Dec. 23	W	L.A. CLIPPERS	94-89	17-9	5-W	Jordan-27	Rodman-25	Rogers-20	23,904*
27	Dec. 25	W	MIAMI	90-80	18-9	6-W	Jordan-24	Rodman-13	Masburn-20	24,182*
28	Dec. 27	W	ATLANTA	97-90	19-9	7-W	Jordan-47	Rodman-29	Smith/Reasner-8	24,131*
29	Dec. 29	W	DALLAS	111-105	20-9	8-W	Jordan-41	Rodman-27	Finley-23	23,712*
30	Dec. 30	L	@Minnesota	95-99	20-10	1-L	Jordan-33	Rodman-13	Gugliotta/Marbury-23	20,097
31	Jan. 2	W	MILWAUKEE	114-100	21-10	1-W	Jordan-44	Rodman-21	Robinson-42	23,897*
32	Jan. 3	W	@Detroit	105-96	22-10	2-W	Jordan-34	Rodman-18	Hill-31	22,076
33	Jan. 6	W	BOSTON	90-79	23-10	3-W	Jordan/Kukoc-19	Rodman-20	Mercer-20	23,804*
34	Jan. 7	L	@Miami	72-99	23-11	1-L	Jordan-26	Rodman-17	Masburn-18	15,200
35	Jan. 9	W	@New York	90-89	24-11	1-W	Jordan-44	Longley-10	Houston-19	19,763
36	Jan. 10	W	GOLDEN STATE	87-82	25-11	2-W	Jordan-32	Rodman-16	Smith-23	23,902*
37	Jan. 13	W	SEATTLE	101-91	26-11	3-W	Jordan-40	Rodman-17	Payton-22	24,112*
38	Jan. 15	L	@Philadelphia	96-106	26-12	1-L	Pippen-22	Rodman-20	Iverson-31	21,104
39	Jan. 16	W	@Milwaukee	96-86	27-12	1-W	Jordan-27	Rodman-12	Allen-27	18,717
40	Jan. 18	W	HOUSTON	106-100	28-12	2-W	Jordan-45	Rodman/Longley-5	Barkley-35	24,209*
41	Jan. 21	W	CHARLOTTE	110-79	29-12	3-W	Jordan-33	Longley-13	Wesley-18	23,967*
42	Jan. 23	W	@New Jersey	100-98 (OT)	30-12	4-W	Jordan-32	Pippen-7	Williams-23	20,049
43	Jan. 25	L	UTAH	94-101	30-13	1-L	Jordan-32	Rodman-14	Malone-35	24,361*
44	Jan. 27	W	@Vancouver	103-85	31-13	1-W	Pippen-29	Rodman-22	Abdur-Rahim-16	19,193
45	Jan. 29	W	@Portland	100-87	32-13	2-W	Jordan-29	Rodman-20	Rider-29	21,538
46	Jan. 30	W	@Golden State	87-80	33-13	3-W	Pippen-22	Rodman-22	Smith-18	19,804
47	Feb. 1	L	@L.A. Lakers	87-112	33-14	1-L	Jordan-31	Rodman-15	Fox-25	17,505
48	Feb. 2	W	@Denver	111-72	34-14	1-W	Burrell-24	Rodman-16	Newman-19	17,171
49	Feb. 4	L	@Utah	93-101	34-15	1-L	Jordan-40	Longley-11	Malone-30	19,911
50	Feb. 10	W	TORONTO	93-86	35-15	1-W	Kukoc-21	Rodman-17	Stoudamire-19	23,881*
51	Feb. 11	W	@Charlotte	92-90	36-15	2-W	Jordan-29	Rodman-7	Rice-29	24,042
52	Feb. 13	W	ATLANTA	112-110	37-15	3-W	Jordan-37	Jordan-1	Smith-26	24,207*
53	Feb. 15	W	DETROIT	99-90	38-15	4-W	Kukoc-22	Jordan-12	Hunter-31	24,139*
54	Feb. 17	W	INDIANA	105-97	39-15	5-W	Jordan-27	Rodman-13	Miller-34	24,131*
55	Feb. 19	W	@Toronto	123-86	40-15	6-W	Pippen-22	Rodman-19	Wallace-19	30,172
56	Feb. 21	W	@Washington	94-88	41-15	7-W	Pippen-23	Rodman-17	Cheney-30	20,674
57	Feb. 23	W	CLEVELAND	97-75	42-15	8-W	Jordan-17	Harper-10	Ilguskas-15	23,902*
58	Feb. 25	L	PORTLAND	101-106	42-16	1-L	Jordan-33	Rodman-14	Stoudamire-24	23,821*
59	Feb. 28	W	SACRAMENTO	109-94	43-16	1-W	Pippen-29	Rodman-18	Richmond-34	23,914*
60	Mar. 3	W	DENVER	118-90	44-16	2-W	Jordan-30	Rodman-17	Fortson-26	23,810*
61	Mar. 8	W	@New York	102-89	45-16	3-W	Jordan-42	Rodman-20	Houston-24	19,763
62	Mar. 10	W	MIAMI	106-91	46-16	4-W	Jordan-37	Rodman-10	Mourning-21	24,102*
63	Mar. 12	L	@Dallas	97-104 (OT)	46-17	1-L	Jordan-26	Rodman-22	Finley-32	18,255
64	Mar. 14	W	@San Antonio	96-86	47-17	1-W	Jordan-30	Rodman-16	Robinson-35	37,492
65	Mar. 16	W	NEW JERSEY	88-72	48-17	2-W	Kukoc-21	Rodman-16	Gatling-14	23,908*
66	Mar. 17	W	@Indiana	90-84	49-17	3-W	Jordan-35	Rodman-19	Mullin-18	16,729
67	Mar. 20	W	VANCOUVER	98-92	50-17	4-W	Jordan-24	Kukoc-11	Reeves-30	24,023*
68	Mar. 22	W	@Toronto	102-100	51-17	5-W	Jordan/Pippen-33	Rodman-18	Wallace-26	33,216
69	Mar. 23	W	BOSTON	111-88	52-17	6-W	Pippen-27	Rodman-14	Walker-26	23,944*
70	Mar. 25	W	@Orlando	85-70	53-17	7-W	Pippen-23	Rodman-18	Anderson-21	17,248
71	Mar. 27	W	@Atlanta	89-74	54-17	8-W	Jordan-34	Rodman-15	Laethner-13	62,046
72	Mar. 29	W	@Milwaukee	104-87	55-17	9-W	Jordan-30	Rodman-17	Allen-27	18,717
73	Mar. 31	W	DETROIT	106-101 (OT)	56-17	10-W	Pippen-37	Rodman-18	Hill-37	23,942*
74	Apr. 3	W	MINNESOTA	107-93	57-17	11-W	Jordan-41	Rodman-16	Mitchell-24	23,985*
75	Apr. 5	W	@Houston	109-94	58-17	12-W	Jordan-40	Rodman-20	Drexler-20	16,285
76	Apr. 7	W	WASHINGTON	103-85	59-17	13-W	Jordan-30	Rodman-12	Webber-25	23,969*
77	Apr. 9	L	@Cleveland	85-91	59-18	1-L	Jordan-29	Rodman-20	Knight-12	20,562
78	Apr. 11	W	ORLANDO	87-78	60-18	1-W	Jordan-37	Rodman-10	Anderson-21	24,104*
79	Apr. 13	L	INDIANA	105-114	60-19	1-L	Pippen-28	Rodman-9	Miller/Rose-22	23,957*
80	Apr. 15	L	@Detroit	79-87	60-20	2-L	Jordan-19	Rodman-15	Williams-25	22,076
81	Apr. 17	W	@Philadelphia	87-80	61-20	1-W	Jordan-24	Rodman-17	Coleman-20	21,305
82	Apr. 18	W	NEW YORK	111-109	62-20	2-W	Jordan-44	Rodman-8	Houston-22	24,182*





**LEFT TO RIGHT:** (front row) Randy Brown, Ron Harper, Scottie Pippen, Michael Jordan, Dennis Rodman, Jud Buechler, Steve Kerr. (middle row) Rusty LaRue, Dickey Simpkins, Toni Kukoc, Joe Kleine, Luc Longley, Bill Wennington, Scott Burrell, Keith Booth. (back row) Trainer Chip Schaefer, Assistant Coach Frank Hamblen, Assistant Coach Bill Cartwright, Head Coach Phil Jackson, Assistant Coach Jimmy Rodgers, Assistant Coach Tex Winter, Equipment Manager John Ligmanowski.

**DRAFT:** First round, Keith Booth (Maryland); second round, Roberto Duenas (Madrid, Spain).

**RECORD: 62-20 (FIRST PLACE)**

**REGULAR SEASON:** Finished season at 62-20, won sixth Central Division Championship ... set record for most victories over a three-year span with a record of 203-43 (.825) ... took over the NBA's longest active sellout streak on 11/08/97 vs. New Jersey with their 493rd straight sellout after the Sacramento Kings' streak was snapped at 497 ... Michael Jordan passed Elvin Hayes (27,313) for fourth place on the NBA's all-time scoring list on 11/28/97 at Indiana ... Jordan passed Moses Malone (27,409) for third place on the NBA's all-time scoring list on 12/09/97 vs. New York ... Bulls hosted 500th consecutive sellout on 12/15/97 vs. Phoenix, a streak that began on 11/20/87 vs. Atlanta at Chicago Stadium ... Phil Jackson recorded his 500th career coaching victory faster than any coach in NBA history on 12/23/97 vs. the L.A. Clippers ... Jordan scored in double figures for the 788th consecutive game at Minnesota on 12/30/97, breaking Kareem Abdul-Jabbar's NBA record of 787 games ... Dennis Rodman pulled down 11,000th career rebound on 01/30/98 at Golden State ... Jackson passed K.C. Jones (522) for 19th place on the NBA's all-time list of winningest coaches on 02/19/98 at Toronto ... Jordan passed Alex English (10,559) for fourth place on the NBA's all-time list for field goals made on 02/21/98 at Washington ... Jordan passed Tom Boerwinkle (5,745) to become the club's all-time leading rebounder on 03/14/98 at San Antonio ... Rodman passed Elgin Baylor (11,463) for 16th place on the NBA's all-time rebounding list on 04/09/98 at Cleveland.

**PLAYOFFS:** Won franchise's third consecutive and sixth NBA title in eight years by defeating Utah 4-2 in the NBA Finals ... swept New Jersey 3-0 in the first round ... defeated Charlotte 4-1 in Eastern Conference Semifinals ... defeated Indiana 4-3 in the Eastern Conference Finals.

**HONORS:** Jordan captured his 10th scoring title (third consecutive) with a 28.7 average ... Jordan named NBA MVP for fifth time in his career and NBA All-Star Game MVP for third time in his career ... Jordan named to 1997-98 All-NBA First Team ... Jordan named to 1997-98 All-Defensive Team ... Rodman captured his seventh consecutive rebounding title with a 15.0 average ... Pippen named to 1997-98 All-NBA Third Team ... Bulls' home sellout streak reached 542 games (includes regular season and playoffs - 447 and 95, respectively).

# 1998-1999 CHICAGO BULLS



GAME	DATE	W-L	OPPONENT	SCORE BULLS-OPP.	TOTAL RECORD	SK	BULLS HI. SCORER	BULLS HI. REBOUNDER	OPPONENT HI. SCORER	GAME ATTN.
1	Feb. 5	L	@Utah	96-104	0-1	1-L	Kukoc-32	Kukoc/Barry-5	Malone-21	19,911
2	Feb. 7	W	@L.A. Clippers	89-84	1-1	1-W	Kukoc-22	Lang-14	Murray-20	6,118
3	Feb. 9	L	ATLANTA	71-87	1-2	1-L	Bryant/Kukoc-16	Lang-10	Smith-30	22,553*
4	Feb. 11	L	NEW YORK	68-73	1-3	2-L	Barry-15	Lang-12	Ewing-18	22,194*
5	Feb. 14	L	SAN ANTONIO	76-89	1-4	3-L	Kukoc-27	Kukoc-11	Robinson-22	22,386*
6	Feb. 16	L	ATLANTA	67-83	1-5	4-L	Kukoc-27	Kukoc-10	Smith-17	22,156*
7	Feb. 17	L	@Milwaukee	83-91	1-6	5-L	Kukoc-20	Bryant/Simpkins-5	Brandon-17	14,682
8	Feb. 19	L	@Washington	91-93	1-7	6-L	Barry-22	Bryant/Harper-7	Cheaney-17	19,220
9	Feb. 21	L	@New York	63-79	1-8	7-L	Barry-19	Simpkins-11	Houston-26	19,763
10	Feb. 22	W	@Atlanta	77-68	2-8	1-W	Bryant-16	Kukoc-10	Henderson-16	8,258
11	Feb. 23	L	MILWAUKEE	88-90	2-9	1-L	Kukoc-19	Kukoc-11	Robinson-24	22,302*
12	Feb. 25	L	PHILADELPHIA	80-98	2-10	2-L	Kukoc-16	Simpkins-12	Iverson-33	22,337*
13	Feb. 27	W	CHARLOTTE	94-77	3-10	1-W	Kukoc-16	Lang-10	Coleman-17	22,814*
14	Feb. 28	W	@Toronto	90-88 (OT)	4-10	2-W	Barry-19	Harper-13	Willis-19	14,173
15	Mar. 2	L	DETROIT	78-108	4-11	1-L	Benjamin-15	Kukoc-10	Hill-17	22,432*
16	Mar. 3	L	@Philadelphia	86-102	4-12	2-L	Simpkins-21	Simpkins-8	Iverson-24	11,510
17	Mar. 8	L	@Milwaukee	76-81	4-13	3-L	Barry-19	Kukoc-9	R. Allen-17	12,085
18	Mar. 9	W	NEW JERSEY	103-87	5-13	1-W	Kukoc-28	Simpkins-8	Williams-23	22,207*
19	Mar. 11	L	SEATTLE	83-92	5-14	1-L	Kukoc-28	Kukoc-11	Payton-25	22,391*
20	Mar. 12	W	NEW YORK	76-63	6-14	1-W	Kukoc-25	Simpkins-11	Houston-16	23,079*
21	Mar. 15	L	CLEVELAND	85-89 (OT)	6-15	1-L	Kukoc-22	Kukoc-12	Henderson-22	22,456*
22	Mar. 17	L	@Orlando	94-103	6-16	2-L	Brown-20	Harper-10	D. Armstrong-23	15,823
23	Mar. 18	W	NEW JERSEY	104-95	7-16	1-W	Kukoc-21	Kukoc-11	Marbury-24	22,211*
24	Mar. 19	L	@Indiana	87-96	7-17	1-L	Kukoc-29	Kukoc-7	Miller-31	16,570
25	Mar. 21	W	@Boston	95-92 (OT)	8-17	1-W	Barry/Kukoc-20	Brown/Simpkins-11	Mercer-26	18,624
26	Mar. 23	L	TORONTO	90-113	8-18	1-L	LaRue-15	David-11	Brown-25	22,236*
27	Mar. 24	L	@Charlotte	81-110	8-19	2-L	Simpkins-20	Barry-7	Miller-25	17,857
28	Mar. 26	L	@Atlanta	81-93	8-20	3-L	David-14	Bryant-7	Smith-21	10,878
29	Mar. 28	L	@Toronto	78-91	8-21	4-L	Barry-17	Bryant-9	Carter-22	18,461
30	Mar. 30	W	PHILADELPHIA	91-81	9-21	1-W	Kukoc-26	Booth-9	Iverson-27	22,209*
31	Apr. 1	L	@Detroit	75-107	9-22	1-L	Bryant/Simpkins-14	Simpkins-8	Dumars/Hill-18	17,583
32	Apr. 2	L	ORLANDO	68-115	9-23	2-L	Kukoc-13	Simpkins-6	Hardaway-24	22,517*
33	Apr. 4	W	VANCOUVER	88-87	10-23	1-W	Bryant-25	Simpkins-10	Abdur-Rahim-26	22,198*
34	Apr. 6	L	@Cleveland	89-96	10-24	1-L	Simpkins-21	Bryant-7	Kemp-25	14,739
35	Apr. 7	L	INDIANA	74-91	10-25	2-L	David/Simpkins-13	David-8	Jackson-13	22,484*
36	Apr. 10	L	MIAMI	49-82	10-26	3-L	David-13	David-10	Hardaway-22	22,508*
37	Apr. 11	L	@Boston	81-87	10-27	4-L	Kukoc-23	Simpkins-8	Walker-23	17,169
38	Apr. 13	L	@Miami	74-90	10-28	5-L	Kukoc-25	Kukoc-9	Mourning-19	15,200
39	Apr. 14	L	CLEVELAND	81-89	10-29	6-L	David-20	Kukoc-10	Kemp-27	22,102*
40	Apr. 16	L	@Washington	70-87	10-30	7-L	Kukoc-17	David/Kukoc-10	Thorpe-16	14,248
41	Apr. 18	W	MILWAUKEE	79-77	11-30	1-W	Kukoc-22	Kukoc-8	R. Allen-19	22,296*
42	Apr. 20	W	WASHINGTON	83-77	12-30	2-W	Kukoc-25	Simpkins-13	Strickland-16	22,102*
43	Apr. 21	L	@New Jersey	87-99	12-31	1-L	Benjamin-14	Benjamin-7	Van Horn-28	15,874
44	Apr. 23	L	BOSTON	71-100	12-32	2-L	David-20	Simpkins-9	Pierce-18	22,969*
45	Apr. 24	L	@Indiana	69-87	12-33	3-L	Bryant-14	Simpkins-10	Miller-20	16,753
46	Apr. 26	L	@Dallas	93-101	12-34	4-L	Kukoc-26	Harpr/David/Kukoc-7	Finley-28	13,011
47	Apr. 30	L	@Charlotte	88-92	12-35	5-L	Kukoc-23	Simpkins-10	Campbell-19	20,536
48	May 1	W	@Miami	101-86	13-35	1-W	Harper-25	Harpr/Kukoc/Simpks-9	Hardaway-20	15,200
49	May 3	L	DETROIT	71-115	13-36	1-L	Harper-17	Kukoc-7	Hill-22	22,306*
50	May 5	L	ORLANDO	83-103	13-37	2-L	Harper-17	Harper-9	Grant/Harpr/Outw-14	22,567*

\* home sellout



**LEFT TO RIGHT:** (front row): Mark Bryant, Bill Wennington, Toni Kukoc, Ron Harper, Randy Brown, Brent Barry, Dickey Simpkins. (middle row): Charles Jones, Cory Carr, Jeff Sanders, Andrew Lang, Kornel David, Keith Booth, Corey Benjamin, Rusty LaRue. (back row): Equipment Manager John Ligmanowski, Assistant Coach Frank Hamblen, Assistant Coach Tex Winter, Assistant Coach Bill Cartwright, Head Coach Tim Floyd, Assistant Coach Jim Wooldridge, Trainer Fred Tedeschi, Assistant Trainer Walter Blase.

**DRAFT:** First round, Corey Benjamin (Oregon State); second round, Shammond Williams (North Carolina) and Maceo Baston (Michigan). Williams' draft rights traded to Atlanta for the Hawks' second-round pick, Cory Carr (Texas Tech) and two future second round picks.

**RECORD: 13-37 (EIGHTH PLACE)**

**REGULAR SEASON:** Michael Jordan retired on 01/13/99 ... named Tim Floyd Head Coach on 01/15/99 and Jim Wooldridge Assistant Coach on 08/26/98 ... traded Scottie Pippen to Houston, Luc Longley to Phoenix and Steve Kerr to San Antonio ... Kukoc and Harper were the lone returning starters from the 1997-98 championship team ... finished 13-37 (.260), the worst record in club history ... set NBA records for fewest points (49) and fewest field goals in a game (18) and set a team record for lowest field-goal percentage in a game (.234) vs. Miami on 04/10/99 ... set team records for fewest points allowed in a half (22 - first half) and fewest points allowed in a quarter (five - second quarter) vs. New York on 03/12/99.

**PLAYOFFS:** Failed to qualify for first time since 1984.

**HONORS:** Home sellout streak extended to 567 games (regular season and playoffs), the longest current streak in the NBA ... the last time the Bulls failed to sell out a home game was 11/17/87, vs. Washington ... Toni Kukoc passed Jerry Sloan for ninth place on the team's all-time steals list vs. New York on 02/11/99 and recorded his 1,500th career assist vs. Atlanta on 02/09/99.

# 1999-2000 CHICAGO BULLS



GAME	DATE	W-L	OPPONENT	SCORE BULLS-OPP.	TOTAL RECORD	SK	BULLS HI. SCORER	BULLS HI. REBOUNDER	OPPONENT HI. SCORER	GAME ATTN.
1	Nov. 3	L	NEW YORK	74-84	0-1	1-L	Simpkins-17	Brand-8	Houston-20	22,176*
2	Nov. 5	L	MIAMI	87-105	0-2	2-L	Kukoc-25	Brand-6	Lenard-22	21,972*
3	Nov. 6	L	@Atlanta	97-113	0-3	3-L	Brand/Kukoc-21	Brand-12	Rider-18	13,342
4	Nov. 9	L	PHOENIX	80-103	0-4	4-L	Brand-11	Perdue-7	Gugliotta/Kidd/Robinson-22	22,026*
5	Nov. 12	L	@Philadelphia	86-92	0-5	5-L	Hawkins-30	Simpkins-7	Iverson-35	18,120
6	Nov. 13	W	BOSTON	92-91	1-5	1-W	Hoiberg-19	Hawkins/Hoiberg-7	Walker-24	22,108*
7	Nov. 16	L	@Golden State	79-99	1-6	1-L	Brand-17	Brand/Perdue-9	Brand-Jamison-20	10,340
8	Nov. 17	L	@Phoenix	81-105	1-7	2-L	Brand-19	Brand-6	Gugliotta/Hardaway-18	18,480
9	Nov. 19	L	@L.A. Lakers	95-103	1-8	3-L	Brand-29	Brand-17	O'Neal-41	18,401
10	Nov. 20	L	@Denver	86-95	1-9	4-L	Anstey-18	Brand-9	McDyess-21	15,920
11	Nov. 24	L	@Milwaukee	95-102	1-10	5-L	Brand-16	Perdue-10	Robinson-22	14,209
12	Nov. 26	L	@San Antonio	78-101	1-11	6-L	Brand-24	Brand-10	Duncan-23	24,919
13	Nov. 27	L	@Dallas	83-95	1-12	7-L	Brand-18	Artest/Brand-9	Finley-24	14,436
14	Dec. 2	L	DALLAS	95-101	1-13	8-L	Artest-20	Anstey-15	Finley-30	22,109**
15	Dec. 4	L	MILWAUKEE	91-92	1-14	9-L	Artest-21	Brand-17	Cassel-23	22,188**
16	Dec. 8	L	@Cleveland	93-107	1-15	10-L	Benjamin-15	Anstey/Perdue-7	Sura-29	11,226
17	Dec. 10	W	NEW JERSEY	71-69	2-15	1-W	Brand-16	Brand-14	Van Horn-19	22,112*
18	Dec. 11	L	@Orlando	87-108	2-16	1-L	Artest-20	Brand-10	4 Tied with-16	13,120
19	Dec. 15	L	@Indiana	91-102	2-17	2-L	Willoughby-21	Perdue-10	Crosheire-21	18,345
20	Dec. 17	L	@Philadelphia	74-77	2-18	3-L	Benjamin-16	Iverson-19	Iverson-19	14,801
21	Dec. 18	L	ORLANDO	74-83	2-19	4-L	Brand-19	Brand-10	Amaechi-13	22,083*
22	Dec. 20	L	SEATTLE	84-93	2-20	5-L	Benjamin-19	Brand-9	Baker-25	22,106**
23	Dec. 22	L	MINNESOTA	86-106	2-21	6-L	Brand-17	Brand-8	Garnett-22	22,102*
24	Dec. 26	L	@New Jersey	76-103	2-22	7-L	Brand-22	Brand-11	Van Horn-17	17,063
25	Dec. 27	L	INDIANA	91-103	2-23	8-L	Artest/Brand-22	Brand-13	Davis-21	22,169**
26	Dec. 29	L	DETROIT	77-91	2-24	9-L	Armstrong-22	Brand-10	Stackhouse-23	22,363**
27	Dec. 30	L	@Minnesota	76-94	2-25	10-L	Benjamin-21	Ruffin-8	Garnett-22	19,623
28	Jan. 3	L	PORTLAND	63-88	2-26	11-L	Brand-23	Brand-10	Stoudamire-16	22,353**
29	Jan. 5	W	WASHINGTON	77-66	3-26	1-W	Kukoc-18	Brand-16	Murray-18	21,869**
30	Jan. 7	W	@Washington	110-103	4-26	2-W	Kukoc-33	Brand-13	Howard-19	12,223
31	Jan. 8	W	BOSTON	96-79	5-26	3-W	Brand-26	Pierce-20	Pierce-20	22,252**
32	Jan. 11	L	@New York	88-95	5-27	1-L	Artest-24	Brand/Kukoc-7	L. Johnson-19	19,763
33	Jan. 14	L	ATLANTA	83-89	5-28	2-L	Anstey/Kukoc-19	Brand-14	Rider-24	22,054**
34	Jan. 15	L	HOUSTON	90-93	5-29	3-L	Kukoc-29	Brand-11	Francis-27	22,261*
35	Jan. 18	W	@Miami	92-95 (OT)	6-29	1-W	Brand-24	Brand-13	Carter/Mourning-20	19,344
36	Jan. 19	L	CHARLOTTE	86-96	6-30	1-L	Brand-24	Brand-11	Jones-26	21,906**
37	Jan. 22	W	DETROIT	98-92	7-30	1-W	Kukoc-22	Brand/Simpkins-14	Mill-20	22,191**
38	Jan. 24	W	INDIANA	83-82	8-30	2-W	Brand-28	Brand-8	Rose-18	21,911**
39	Jan. 25	L	@Atlanta	89-96	8-31	1-L	Brand-22	Simpkins-11	Rider-28	12,579
40	Jan. 28	L	SACRAMENTO	90-102	8-32	2-L	Brand-30	Brand-18	Webber-24	22,292**
41	Jan. 29	L	TORONTO	89-106	8-33	3-L	Artest-18	Brand-9	Carter-22	22,104*
42	Feb. 1	L	@Portland	81-92	8-34	4-L	Brand-22	Brand-8	B. Grant-19	20,220
43	Feb. 2	W	@Seattle	88-81	9-34	1-W	Kukoc-31	Simpkins-10	Baker-19	12,636
44	Feb. 4	L	@Vancouver	76-101	9-35	1-L	Kukoc-27	Perdue-8	Dickerson-20	15,357
45	Feb. 6	W	@L.A. Clippers	100-90	10-35	1-W	Brand-21	Brand-8	Taylor-23	12,973
46	Feb. 8	L	@Sacramento	80-119	10-36	1-L	Brand-25	Brand-10	Webber-22	17,317
47	Feb. 9	L	@Utah	86-113	10-37	2-L	Brand-13	Hawkins-5	Malone-30	19,605
48	Feb. 15	L	L.A. LAKERS	76-88	10-38	3-L	Artest-16	Brand-8	O'Neal-29	23,208**
49	Feb. 17	W	MIAMI	83-76	11-38	1-W	Brand-26	Brand-10	Mourning-15	22,207**
50	Feb. 19	W	L.A. CLIPPERS	74-72	12-38	2-W	Carr-19	Brand-18	Hudson-22	22,241**
51	Feb. 22	L	VANCOUVER	81-85	12-39	1-L	Brand-25	Brand-9	Dickerson-25	21,874**
52	Feb. 24	L	@Indiana	83-100	12-40	2-L	Brand-38	Brand/Simpkins-7	Rose-22	18,345
53	Feb. 25	L	SAN ANTONIO	78-91	12-41	3-L	Hoiberg-18	Brand-12	Robinson-23	22,879**
54	Feb. 27	L	@Detroit	90-93	12-42	4-L	Brand-28	Brand-12	Stackhouse-27	13,751
55	Feb. 29	L	@Toronto	80-87	12-43	5-L	Brand-26	Simpkins/Artest-8	Carter-26	18,232
56	Mar. 2	L	CLEVELAND	110-114 (OT)	12-44	6-L	Brand-30	Brand-11	Kemp-25	21,848**
57	Mar. 4	L	PHILADELPHIA	84-95	12-45	7-L	Artest-18	Brand-8	Iverson-29	22,773**
58	Mar. 5	L	@Charlotte	94-100	12-46	8-L	Brand-24	Brand-11	Coleman-26	15,799
59	Mar. 7	W	ATLANTA	89-82	13-46	1-W	Brand-31	Simpkins-9	Henderson-15	21,904**
60	Mar. 8	L	@Orlando	67-103	13-47	1-L	Carr-13	Brand-11	Armstrong-17	13,123
61	Mar. 10	L	@Boston	74-104	13-48	2-L	Brand-16	Brand-9	Anderson-16	17,123
62	Mar. 13	L	UTAH	79-87	13-49	3-L	Brand-26	Brand-12	Malone-31	22,207**
63	Mar. 15	L	@Charlotte	74-77	13-50	4-L	Carr-18	Brand-12	Wesley/Jones-18	15,964
64	Mar. 17	L	GOLDEN STATE	92-95 (2 OT)	13-51	5-L	Brand-26	Simpkins-12	Blaylock-23	21,898**
65	Mar. 18	L	@Washington	88-101	13-52	6-L	Brand-24	Simpkins-10	Strickland-13	20,674
66	Mar. 20	L	ORLANDO	86-88 (OT)	13-53	7-L	Brand-18	Brand-17	Armstrong-20	21,813**
67	Mar. 22	L	@New York	67-78	13-54	9-L	Brand-22	Brand-13	Sprewell-21	19,763
68	Mar. 24	W	DENVER	70-68	14-54	1-W	Brand-26	Brand-15	Clark-18	21,808**
69	Mar. 26	L	@Houston	78-123	14-55	1-L	Brand-24	Artest-8	Williams-25	14,745
70	Mar. 29	L	CLEVELAND	81-86	14-56	2-L	Brand-27	Anstey-11	Sura-20	21,819**
71	Mar. 30	L	@Miami	80-105	14-57	3-L	Brand-17	Brand/Brown-5	Hardaway-16	15,886
72	Apr. 1	L	CHARLOTTE	87-90	14-58	4-L	Brand-14	Brand-8	Campbell-25	21,882**
73	Apr. 2	W	@Cleveland	83-74	15-58	1-W	Brand-23	Brand-14	Murray-16	14,270
74	Apr. 4	L	@Milwaukee	73-92	15-59	1-L	Brand-18	Simpkins-9	Cassel-19	14,026
75	Apr. 6	W	MILWAUKEE	90-88	16-59	1-W	Brand/Hawkins-20	Brand-13	Robinson-24	21,841**
76	Apr. 8	L	TORONTO	79-98	16-60	1-L	Artest-17	Brand-11	Brown/McGrady-19	22,137**
77	Apr. 11	W	NEW JERSEY	100-93	17-60	1-W	Brand-22	Brand-15	Van Horn-25	21,812**
78	Apr. 13	L	WASHINGTON	103-109	17-61	1-L	Brand-44	Brand-12	Hamilton-26	21,881**
79	Apr. 14	L	@Boston	91-106	17-62	2-L	Brand-18	Ruffin-10	Fortson-21	14,899
80	Apr. 16	L	@Toronto	84-85	17-63	3-L	Brand-24	Ruffin-10	Carter-25	19,800
81	Apr. 18	L	PHILADELPHIA	89-93	17-64	4-L	Brand-26	Brand-10	Snow-20	22,325**
82	Apr. 19	L	@Detroit	91-112	17-65	5-L	Brand-32	Brand-11	Stackhouse-21	16,771



**LEFT TO RIGHT:** (front row): Michael Ruffin, Elton Brand, Hersey Hawkins, Randy Brown, B.J. Armstrong, Ron Artest, Dickey Simpkins. (middle row): Assistant Coach Bill Cartwright, Assistant Coach Phil Johnson, Matt Maloney, Chris Carr, Chris Anstey, Will Perdue, Corey Benjamin, Fred Hoiberg, Head Coach Tim Floyd, Assistant Coach Bill Berry. (back row): Assistant Trainer Walter Blase, Equipment Manager John Ligmanowski, Strength & Conditioning Consultant Al Vermeil, Strength & Conditioning Assistant Erik Helland, Supervisor of European Scouting Ivica Dukan, V.P. of Basketball Operations Jerry Krause, Assistant V.P. Basketball Operations Jim Stack, Scout Gar Forman, Scout Clarence Gaines, Jr., Strength & Conditioning Assistant Mike Gattone, Head Athletic Trainer Fred Tedeschi.

**DRAFT:** First round, Elton Brand (Duke) and Ron Artest (St. John's); second round, Michael Ruffin (Tulsa) and Lari Ketner (Massachusetts).

**RECORD: 17-65 (EIGHTH PLACE)**

**REGULAR SEASON:** Traded Toni Kukoc to Philadelphia as part of a three-way trade with Golden State, receiving the Washington Wizards' first round draft pick in 2000, along with John Starks and Bruce Bowen ... Starks and Bowen both waived ... franchise-record worst winning percentage (.207) ... set a then-franchise record for fewest turnovers in a game (six) on 03/07/00 at the United Center versus Atlanta ... Elton Brand became the second player in team history to average at least 20 points and 10 rebounds, joining Artis Gilmore ... Brand also became only the 19th player in NBA history to reach those statistical plateaus as a rookie ... Brand set a team record, hitting 14 straight field goals en route to a career-high 44 points on 04/13/00 versus Washington at the United Center.

**PLAYOFFS:** Failed to qualify.

**HONORS:** Home sellout streak extended to 608 games (regular season and playoffs), the longest current streak in the NBA. The last time the Bulls failed to sell out a home game was 11/17/87, vs. Washington ... Elton Brand named NBA Co-Rookie of the Year (shared with Houston's Steve Francis) ... Brand (first) and Artest (second) named to NBA All-Rookie team ... Brand named MVP at Schick Rookie Challenge at All-Star Break, setting record with 21 rebounds ... Brand named NBA Rookie of the Month for Jan., Feb. and April.

# 2000-2001 CHICAGO BULLS



MEDIA COMMUNITY HISTORY PLAYOFFS RECORDS 2011-12 SEASON OPPONENTS THE NBA PLAYERS BALL OPS. FRONT OFFICE

GAME	DATE	W-L	OPPONENT	SCORE BULLS-OPP.	TOTAL RECORD	SK	BULLS HI. SCORER	BULLS HI. REBOUNDER	OPPONENT HI. SCORER	GAME ATTEN.
1	Oct. 31	L	SACRAMENTO	81-100	0-1	1-L	Mercer-19	Brand-6	Stojakovic/Webber-23	21,814*
2	Nov. 3	L	NEW JERSEY	82-92	0-2	2-L	Brand-20	Brand-11	Marbury-33	21,908*
3	Nov. 4	L	@Indiana	81-94	0-3	3-L	Brand-19	Brand-11	Best-25	18,345
4	Nov. 7	L	WASHINGTON	83-88	0-4	4-L	El-Amin-21	Brand-14	Strickland-21	21,312**
5	Nov. 9	W	W	95-90	1-4	1-W	Mercer-23	Ruffin-18	McGrady-21	21,844*
6	Nov. 11	L	TORONTO	75-98	1-5	1-L	Artest-23	Brand-10	Carter-26	22,387*
7	Nov. 14	L	@Houston	83-110	1-6	2-L	Brand-16	Brand-9	Francis-28	11,724
8	Nov. 16	L	@Denver	85-89	1-7	3-L	Brand-22	Brand-6	Clark/McDyess-16	10,850
9	Nov. 18	L	@Utah	64-109	1-8	4-L	Brand-23	Brand-8	Malone-26	17,139
10	Nov. 19	L	@L.A. Lakers	96-104	1-9	5-L	Mercer-27	Brand-15	Bryant-22	18,997
11	Nov. 21	L	@Golden State	77-89	1-10	6-L	Brand-26	Brand-11	Hughes-25	11,263
12	Nov. 22	L	@Sacramento	71-100	1-11	7-L	Brand-16	Brand-10	Webber-29	17,317
13	Nov. 26	L	@Toronto	89-101	1-12	8-L	Brand-31	Brand-9	Davis/Peterson-18	19,800
14	Nov. 28	L	MINNESOTA	76-96	1-13	9-L	Mercer-20	Brand-13	Szczerbiak-18	22,204*
15	Nov. 30	W	@Atlanta	91-82	2-13	1-W	Mercer-30	Brand-13	Terry-22	10,956
16	Dec. 1	L	NEW YORK	86-91	2-14	1-L	Brand-26	Houston-26	Houston-26	22,099*
17	Dec. 5	L	@Minnesota	90-100	2-15	2-L	Artest-20	Tarlic-7	Garnett-25	16,170
18	Dec. 6	L	CLEVELAND	88-92	2-16	3-L	Mercer-34	Fizer/Ruffin-8	Weatherspoon-23	21,395**
19	Dec. 8	L	@Dallas	86-105	2-17	4-L	El-Amin-18	Fizer-9	Nash-22	16,600
20	Dec. 9	L	@San Antonio	81-105	2-18	5-L	Brand-23	Fizer-6	Duncan-17	19,447
21	Dec. 11	L	PHOENIX	80-86	2-19	6-L	Mercer-26	Brand-11	Robinson-24	20,962
22	Dec. 13	W	@Boston	104-86	3-19	1-W	Mercer-27	Artest-10	Walker-15	13,529
23	Dec. 15	L	ATLANTA	74-85	3-20	1-L	Mercer-22	Brand-12	Terry-17	20,455
24	Dec. 16	L	PHILADELPHIA	91-99	3-21	2-L	Artest-29	Brand-14	Iverson-33	22,110*
25	Dec. 19	L	INDIANA	88-90	3-22	3-L	Brand-17	Brand-7	Miller-22	21,454
26	Dec. 21	L	@Orlando	85-99	3-23	4-L	Mercer-25	Brand-10	McGrady-31	14,035
27	Dec. 23	L	@Detroit	93-106	3-24	5-L	Mercer-29	Ruffin-12	Stackhouse-25	13,896
28	Dec. 28	W	SAH ANTONIO	105-104	4-24	1-W	Mercer-33	Brand/Ruffin/Miller-6	Robinson-28	21,793*
29	Dec. 29	L	@New York	68-95	4-25	1-L	Mercer-19	Brand-9	Sprewell-32	19,763
30	Dec. 31	W	NEW JERSEY	86-77	5-25	1-W	Brand-31	Brand-16	Marbury-18	20,362
31	Jan. 2	L	MILWAUKEE	70-104	5-26	1-L	Brand-17	Brand-11	Robinson-21	20,569
32	Jan. 4	W	WASHINGTON	98-96	6-26	1-W	Brand-30	Brand/Ruffin-9	Whitney-27	21,488
33	Jan. 8	L	DALLAS	91-104	6-27	1-L	Brand-23	Brand-10	Finley-30	21,344
34	Jan. 9	L	@Charlotte	95-102 (3 OT)	6-28	2-L	Brand-30	Brand/Ruffin/Miller-12	Wesley-28	17,439
35	Jan. 12	L	CHARLOTTE	85-86	6-29	3-L	Mercer-21	Brand-11	Davis-21	21,112
36	Jan. 14	L	@Miami	81-90	6-30	4-L	Brand-25	Hoiberg-8	Jones-20	16,014
37	Jan. 15	L	@Orlando	104-113	6-31	5-L	Mercer-27	Ruffin-11	Armstrong-32	14,261
38	Jan. 17	L	@Philadelphia	88-99	6-32	6-L	Brand/Drew-24	Brand-19	Iverson-43	18,674
39	Jan. 18	L	DETROIT	110-116	6-33	7-L	Brand-27	Brand-14	Stackhouse-36	22,092*
40	Jan. 20	L	@New Jersey	103-123	6-34	8-L	Brand-28	Brand-10	Marbury-33	13,691
41	Jan. 23	L	PORTLAND	100-104	6-35	9-L	Mercer-39	Brand-8	Anthony-20	21,467
42	Jan. 24	L	@Cleveland	86-94	6-36	10-L	Brand-22	Brand-14	Murray-26	15,503
43	Jan. 27	L	TORONTO	80-90	6-37	11-L	Mercer-23	Brand-9	Davis/A. Williams-15	22,497*
44	Jan. 30	L	@Portland	81-92	6-38	12-L	Mercer-22	Brand/Miller-12	Sabonis-23	19,980
45	Feb. 1	L	@Seattle	91-97	6-39	13-L	Mercer-30	Miller-10	Baker-22	15,797
46	Feb. 3	L	@Vancouver	84-91	6-40	14-L	Fizer-26	Brand-15	Bibby-26	16,845
47	Feb. 5	L	@L.A. Clippers	82-102	6-41	15-L	Brand-18	Brand-15	Olowokandi-21	11,144
48	Feb. 6	L	@Phoenix	80-97	6-42	16-L	Artest-18	Fizer-13	Robinson-18	17,197
49	Feb. 13	W	ATLANTA	96-82	7-42	1-W	Fizer/Mercer-19	Brand-15	Wright/Terry-22	21,356
50	Feb. 17	L	MIAMI	89-82	8-42	2-W	Mercer-27	Brand-14	Grant-20	21,876*
51	Feb. 19	L	@Cleveland	84-85	8-43	3-L	Hoiberg-20	Brand-15	Gatling-15	14,614
52	Feb. 20	L	MILWAUKEE	92-101	8-44	4-L	Brand-22	Brand-21	Allen-34	21,558
53	Feb. 22	L	L.A. CLIPPERS	80-93	8-45	3-L	Hoiberg-22	Brand-16	McInnis-17	21,959**
54	Feb. 24	W	VANCUVER	90-75	9-45	1-W	Brand-22	Brand/Miller-12	Strickland-15	21,496
55	Feb. 26	L	GOLDEN STATE	78-84	9-46	1-L	Brand-24	Brand-12	Jamison-24	20,024
56	Feb. 28	L	HOUSTON	78-95	9-47	2-L	Brand-21	Miller-10	Francis-21	20,890
57	Mar. 2	W	NEW YORK	81-72	10-47	1-W	Brand-21	Brand-11	Houston-23	21,779**
58	Mar. 3	L	@Milwaukee	122-126 (2 OT)	10-48	1-L	Brand-31	Brand-9	Cassell-40	18,717
59	Mar. 6	W	CLEVELAND	87-74	11-48	1-W	Fizer-18	Brand-12	Harping-16	20,903
60	Mar. 9	L	@Detroit	75-108	11-49	1-L	Artest-16	Miller-10	Stackhouse-23	16,765
61	Mar. 10	L	@Atlanta	90-93	11-50	2-L	Artest/Brand-20	Ruffin-12	Terry-19	15,488
62	Mar. 12	L	@Charlotte	94-102	11-51	3-L	Miller-22	Miller-15	Mashburn-28	17,364
63	Mar. 14	L	PHILADELPHIA	67-85	11-52	4-L	Fizer-18	Miller-14	Hill-16	22,835*
64	Mar. 16	L	SEATTLE	80-90	11-53	5-L	Fizer-25	Miller-14	Payton-24	21,970**
65	Mar. 17	L	@New York	80-101	11-54	6-L	Mercer-18	Miller-16	Sprewell-22	19,763
66	Mar. 20	L	ORLANDO	95-103	11-55	7-L	Hoiberg-19	Miller-12	Williams-22	21,768**
67	Mar. 21	L	@Miami	81-109	11-56	8-L	Crawford-17	Fizer-7	Grant-22	16,383
68	Mar. 23	W	CHARLOTTE	93-90 (OT)	12-56	1-W	Mercer-30	Miller-12	Mashburn-25	21,957**
69	Mar. 25	L	@Boston	98-102	12-57	1-L	Mercer-29	Miller-12	Pierce-36	18,624
70	Mar. 26	L	DENVER	104-109 (OT)	12-58	2-L	Mercer-30	Brand-11	McDyess-35	21,748**
71	Mar. 29	L	BOSTON	104-106	12-59	3-L	Brand-22	Brand-11	Pierce-24	22,233**
72	Mar. 31	L	MIAMI	80-97	12-60	4-L	Brand-20	Brand-8	Hardaway-21	22,301**
73	Apr. 3	L	DETROIT	93-110	12-61	5-L	Crawford-17	Miller-8	Stackhouse-57	21,749**
74	Apr. 5	L	L.A. LAKERS	88-100	12-62	6-L	Miller-21	Brand/Hoiberg-7	O'Neal-39	23,217*
75	Apr. 6	L	@Indiana	93-100	12-63	7-L	Brand-30	Miller-10	Miller-28	18,345
76	Apr. 8	L	@Toronto	88-100	12-64	8-L	Brand-28	Miller-9	Carter-33	19,800
77	Apr. 10	L	@Milwaukee	84-105	12-65	9-L	Brand-16	Brand-9	Williams-24	18,717
78	Apr. 11	W	@Washington	113-109	13-65	1-W	Brand-26	Brand-11	Alexander-28	12,266
79	Apr. 13	L	UTAH	83-94	13-66	1-L	Artest-27	Brand/Hoiberg-5	Malone-32	22,579**
80	Apr. 15	L	INDIANA	86-93	13-67	2-L	Brand-17	Brand/Fizer-8	Tabak-16	21,788**
81	Apr. 17	W	@New Jersey	100-94	14-67	1-W	Guyton-24	Brand-12	Harris-27	17,123
82	Apr. 18	W	@Philadelphia	92-86	15-67	2-W	Brand-31	Hoiberg-6	MacCulloch-21	19,449

\* home sellout

\*\* end of home sellout streak (streak lasted 610 games from 11/20/87-10/7/00)



**LEFT TO RIGHT:** (front row): Head Coach Tim Floyd, Jamal Crawford, Ron Artest, Fred Hoiberg, Ron Mercer, Corey Benjamin, Bryce Drew, A.J. Guyton (middle row): Assistant Coach Norm Ellenberger, Elton Brand, Marcus Fizer, Dalibor Bagaric, Brad Miller, Dragan Tarlac, Jake Voskuhl, Steve Goodrich, Assistant Coach Phil Johnson, Michael Ruffin, Assistant Coach Bill Berry (back row): Assistant Coach Bill Cartwright, Head Athletic Trainer Fred Tedeschi, Assistant Athletic Trainer Eric Waters, Strength & Conditioning Assistant Erik Helland, Equipment Manager John Liganowski, Strength & Conditioning Consultant Al Vermeil, Strength & Conditioning Assistant Mike Gattone, Supervisor of European Scouting Ivica Dukan, Scout Pete Myers, Scout Gar Forman, Special Assistant to the Executive VP B.J. Armstrong, Executive VP, Basketball Operations Jerry Krause

**DRAFT:** First round, Marcus Fizer (Iowa State) and Chris Mihm (Texas); second round, A.J. Guyton (Indiana), Jake Voskuhl (Connecticut) and Khalid El-Amin (Connecticut). Mihm's draft rights and cash were sent to Cleveland in exchange for the draft rights to Jamal Crawford.

**RECORD: 15-67 (EIGHTH PLACE)**

**REGULAR SEASON:** Signed free agents Ron Mercer (08/02/00) and Brad Miller (09/07/00) ... opened the season with the youngest roster in NBA history - an average of 22.9 years of age - including seven rookies ... Khalid El-Amin was the first Bulls second-round draft choice to start in a home opener since Sam Worthen in 1980 ... broke the franchise record for longest losing streak at the United Center with an eight-game stretch from 11/11/00 to 12/19/00 (previous record was six games) ... set a new record for consecutive losses with 16 from 01/08/01 through 02/06/01 (previous record was 13 games in 1976) ... endured the longest road losing streak in franchise history, dropping 25 straight on the road from 12/21/00 through 04/10/01.

**PLAYOFFS:** Failed to qualify.

**HONORS:** Home sellout streak ended at 610 games on 11/03/00 vs. New Jersey, marking the third longest sellout streak in NBA history. Prior to that, the last time the Bulls failed to sell out a home game was 11/17/87, vs. Washington ... Elton Brand (Sophomore team) and Khalid El-Amin (Rookie team) participated in the Schick Rookie Challenge at All-Star Weekend ... Marcus Fizer was named to the NBA's All-Rookie Second Team.



# 2001-2002 CHICAGO BULLS



MEDIA COMMUNITY HISTORY PLAYOFFS RECORDS 2011-12 SEASON OPPONENTS THE NBA PLAYERS BALL OPS. FRONT OFFICE

GAME	DATE	W-L	OPPONENT	SCORE BULLS-OPP.	TOTAL RECORD	SK	BULLS HI. SCORER	BULLS HI. REBOUNDER	OPPONENT HI. SCORER	GAME ATTEN.
1	Oct. 31	L	INDIANA	73-98	0-1	1-L	Miller-24	Oakley-12	O'Neal-25	18,163
2	Nov. 2	L	@Boston	82-96	0-2	2-L	Mercer-22	Oakley-10	Walker-22	14,361
3	Nov. 3	W	NEW YORK	84-79	1-2	1-W	Anthony/Mercer-17	Oakley/Miller-8	Sprewell-17	18,064
4	Nov. 7	L	DETROIT	73-97	1-3	1-L	Hoiberg-11	Oakley-9	Robinson-23	17,023
5	Nov. 8	L	@Minnesota	74-127	1-4	2-L	Mercer-15	Bagaric-6	Smith-17	15,719
6	Nov. 10	L	CHARLOTTE	85-89	1-5	3-L	Oakley-10	Oakley-10	Mashburn-26	20,406
7	Nov. 13	L	@Denver	93-101	1-6	4-L	Miller-25	Miller-13	Van Exel-23	11,307
8	Nov. 14	L	@L.A. Clippers	102-106	1-7	5-L	Miller-19	Miller-16	Brand-20	14,788
9	Nov. 16	L	@Sacramento	71-105	1-8	6-L	Mercer-14	Miller-8	Stojakovic-21	17,317
10	Nov. 17	L	@Golden State	89-93	1-9	7-L	Miller-28	Miller-12	Richardson-23	13,076
11	Nov. 21	L	@Milwaukee	92-96	1-10	8-L	Mercer-31	Miller-15	Cassell/Robinson-22	18,717
12	Nov. 24	L	@New York	71-78	1-11	9-L	Miller-23	Miller-9	Houston-24	19,763
13	Nov. 27	L	@New Jersey	68-100	1-12	10-L	Fizer/Miller-13	Oakley-8	Van Horn-19	5,234
14	Nov. 29	W	MIAMI	78-72	2-12	1-W	Mercer-19	Oakley-10	Jones-15	17,003
15	Dec. 1	L	PHILADELPHIA	76-93	2-13	1-L	Guyton-14	Oakley-7	Iverson-30	20,212
16	Dec. 4	W	HOUSTON	103-75	3-13	1-W	Mercer-22	Miller-9	Norris-12	18,309
17	Dec. 5	L	@Orlando	74-102	3-14	1-L	Mercer-15	Miller-10	Miller-21	13,023
18	Dec. 7	L	@Indiana	83-98	3-15	2-L	Fizer-19	Fizer/Oakley-7	O'Neal-22	16,568
19	Dec. 8	W	BOSTON	87-84	4-15	1-W	Miller-20	Miller-16	Walker-27	18,573
20	Dec. 11	L	NEW JERSEY	93-107	4-16	1-L	Mercer-18	Oakley-7	Harris-22	16,892
21	Dec. 14	L	@Boston	101-107	4-17	2-L	Mercer-23	Oakley-8	Pierce-38	14,584
22	Dec. 15	L	ATLANTA	79-80	4-18	3-L	Mercer-15	Miller-13	Abdur-Rahim-20	18,392
23	Dec. 18	L	@Cleveland	84-102	4-19	4-L	Mercer-23	Fizer-12	Person-22	12,389
24	Dec. 20	L	@Toronto	91-96	4-20	5-L	Miller-24	Miller-10	Carter-33	19,800
25	Dec. 22	L	MINNESOTA	74-95	4-21	6-L	Fizer-25	Miller-13	Szczerbiak-19	19,121
26	Dec. 26	L	@Memphis	85-107	4-22	7-L	Mercer-22	Miller-9	Gasol-27	16,237
27	Dec. 27	L	@Dallas	74-89	4-23	8-L	Mercer-19	Miller-12	Nowitzki-24	20,018
28	Dec. 29	W	CLEVELAND	103-80	5-23	1-W	Mercer-15	Artes/Oakley-7	Mihm-13	16,342
29	Dec. 31	W	MILWAUKEE	90-83	6-23	2-W	Mercer-20	Fizer-14	Cassell-28	17,167
30	Jan. 2	L	DALLAS	97-107	6-24	1-L	Artes-29	Artes-8	Nash-24	17,824
31	Jan. 4	L	@Washington	83-89	6-25	2-L	Mercer-25	Jordan-29	Oakley-13	20,674
32	Jan. 5	L	UTAH	111-113 (OT)	6-26	3-L	Mercer-29	Oakley-9	Malone-32	18,076
33	Jan. 7	L	SEATTLE	88-100	6-27	4-L	Artes-26	Artes/Fizer-9	Payton-26	15,532
34	Jan. 9	L	TORONTO	73-85	6-28	5-L	Artes-21	Oakley-11	Carter-19	16,227
35	Jan. 11	L	@Indiana	90-97	6-29	6-L	Mercer-22	Miller-7	Rose-38	16,096
36	Jan. 12	W	L.A. LAKERS	106-104 (OT)	7-29	1-W	Mercer-28	Miller-12	Fisher-28	23,147*
37	Jan. 15	L	CHARLOTTE	86-94	7-30	1-L	Artes-27	Fizer-10	Wesley-26	17,635
38	Jan. 17	W	@Atlanta	94-91	8-30	1-W	Mercer-19	Miller-12	Terry-25	8,481
39	Jan. 19	L	WASHINGTON	69-77	8-31	1-L	Artes/Mercer-14	Oakley-12	Whitney-20	23,534*
40	Jan. 21	L	INDIANA	81-93	8-32	2-L	Mercer-18	Oakley-7	R. Miller-20	17,248
41	Jan. 22	L	@Miami	79-92	8-33	3-L	Artes-24	Miller-7	Jones/Strickland-20	15,058
42	Jan. 26	W	MEMPHIS	95-92	9-33	1-W	Miller-32	Gasol-26	Marion-24	18,087
43	Jan. 29	L	@Phoenix	90-91	9-34	1-L	Artes-25	Fizer/Miller-7	Malone-18	13,745
44	Jan. 30	L	@Utah	78-90	9-35	2-L	Robinson-18	Chandler-9	Malone-18	18,871
45	Feb. 2	W	@Seattle	97-91	10-35	1-W	Miller-17	Miller-13	Baker-23	16,191
46	Feb. 3	L	@Portland	96-101	10-36	1-L	Miller-21	Chandler-9	Wells-19	19,150
47	Feb. 6	W	@L.A. Lakers	97-89	11-36	1-W	Fizer-21	Chandler/Miller-9	Bryant-38	18,997
48	Feb. 12	W	MILWAUKEE	96-92	12-36	2-W	Artes-22	Miller-11	Alex-32	17,624
49	Feb. 13	L	@Charlotte	91-113	12-37	1-L	Guyton-19	Bagaric-11	Nailon-24	9,544
50	Feb. 15	L	NEW JERSEY	81-106	12-38	2-L	Artes-21	Curry-12	Williams-23	19,505
51	Feb. 16	L	CLEVELAND	101-114	12-39	3-L	Fizer-23	Miller-14	Murray-37	18,012
52	Feb. 18	L	@Miami	80-102	12-40	1-L	Chandler/Guyton-13	Hoiberg-8	Mourning-23	15,325
53	Feb. 20	W	NEW YORK	113-109	13-40	1-W	Rose-36	Chandler-14	Houston-34	19,303
54	Feb. 22	W	PHOENIX	91-83	14-40	2-W	Rose-22	Chandler-8	Marbury-27	18,381
55	Feb. 23	W	GOLDEN STATE	105-91	15-40	3-W	Fizer-30	Hassel-10	Arenas/Murphy-16	18,689
56	Feb. 26	L	ORLANDO	97-112	15-41	1-L	Rose-24	Hoiberg-10	McGrady-25	20,137
57	Feb. 27	L	@Detroit	89-101	15-42	2-L	Rose-29	Hassel-8	Williamson-24	16,154
58	Mar. 1	W	WASHINGTON	90-81	16-42	1-W	Fizer/Curry-19	Curry-14	Hamilton-30	22,623*
59	Mar. 3	L	@New Jersey	84-92	16-43	1-L	Rose-27	Bagaric-8	Collins-17	13,676
60	Mar. 5	L	@Washington	90-115	16-44	2-L	Rose-31	Curry/Rose-6	Alexander-26	20,674
61	Mar. 6	L	MIAMI	87-92	16-45	3-L	Rose-23	Fizer-9	Strickland-23	17,054
62	Mar. 8	L	L.A. CLIPPERS	90-94	16-46	4-L	Hassel/Rose-21	Curry-8	Olowokandi-30	20,359
63	Mar. 9	L	SAN ANTONIO	73-100	16-47	5-L	Robinson-12	Bagaric-6	Duncan-22	20,489
64	Mar. 11	L	SACRAMENTO	103-107	16-48	6-L	Rose-35	Chandler-12	Stojakovic-29	19,208
65	Mar. 12	L	@Milwaukee	81-110	16-49	7-L	Rose-14	Chandler/Oakley-7	Redd-21	18,205
66	Mar. 14	L	@San Antonio	86-91	16-50	8-L	Fizer-22	Fizer-12	Duncan-24	19,592
67	Mar. 16	W	@Houston	114-112 (2 OT)	17-50	1-W	Rose-44	Rose-11	Mobley-37	12,736
68	Mar. 19	L	ATLANTA	96-102	17-51	1-L	Rose-26	Chandler-10	Abdur-Rahim-25	18,558
69	Mar. 22	L	PORTLAND	93-109	17-52	2-L	Crawford/Curry-18	Best-6	Wallace-19	20,190
70	Mar. 23	L	@Atlanta	96-112	17-53	3-L	Rose-26	Curry-8	Terry-23	14,761
71	Mar. 26	L	@Orlando	82-96	17-54	4-L	Rose-20	Chandler/Fizer/Rose-6	McGrady-20	15,329
72	Mar. 28	L	PHILADELPHIA	79-99	17-55	5-L	Rose-16	Fizer-17	Snow-24	20,148
73	Mar. 30	L	DENVER	84-100	17-56	6-L	Crawford-16	Rose-6	Howard-23	20,734
74	Apr. 3	L	@Toronto	104-117	17-57	7-L	Rose-30	Chandler-10	Person-26	19,800
75	Apr. 5	L	TORONTO	96-98	17-58	8-L	Rose-35	Chandler-10	Davis-27	19,352
76	Apr. 6	L	@Cleveland	101-120	17-59	9-L	Rose-30	Fizer/Curry-6	Miller-23	20,342
77	Apr. 8	W	BOSTON	105-100	18-59	1-W	Fizer-21	Curry-10	Walker-33	20,312
78	Apr. 10	W	@Detroit	102-101	19-59	2-W	Rose-24	Chandler/Hassel-12	Robinson-27	18,598
79	Apr. 11	W	@New York	104-101 (OT)	20-59	3-W	Bagaric/Chandler-16	Chandler-15	Thomas-26	19,763
80	Apr. 13	L	DETROIT	106-124	20-60	1-L	Rose-26	Curry-9	Atkins-26	22,656*
81	Apr. 15	W	@Philadelphia	98-96	21-60	1-W	Rose-32	Chandler-7	Snow-21	20,801
82	Apr. 17	L	@Charlotte	106-112	21-61	1-L	Rose-27	Chandler-9	Campbell/Mashburn-20	10,565

\* home sellout





**LEFT TO RIGHT:** (front row): Assistant Athletic Trainer Eric Waters, Travis Best, Trenton Hassell, Jamal Crawford, Fred Hoiberg, A.J. Guyton, Head Athletic Trainer Fred Tedeschi. (middle row): Eddie Robinson, Jalen Rose, Marcus Fizer, Tyson Chandler, Eddy Curry, Dalibor Bagaric, Norm Richardson. (back row): Strength & Conditioning Assistant Jeff Macy, Strength & Conditioning Coach Erik Helland, Equipment Manager John Liganowski, Director of European Scouting Ivica Dukan, Assistant Coach Pete Myers, Head Coach Bill Cartwright, Assistant Coach Bill Berry, Assistant Coach Norm Ellenberger, Scout Gar Forman, Special Assistant to Executive Vice President Basketball Operations B.J. Armstrong, Executive Vice President Basketball Operations Jerry Krause.

**DRAFT:** First round, Eddy Curry (Thornwood HS); second round, Trenton Hassell (Austin Peay) and Sean Lampley (California).

**RECORD: 21-61 (EIGHTH PLACE)**

**REGULAR SEASON:** Traded Elton Brand to L.A. Clippers on 06/27/01 for the draft rights to Tyson Chandler and Brian Skinner ... signed free agent Eddie Robinson (08/07/01) ... set the franchise record for worst loss with a 53-point loss to the Minnesota Timberwolves on 11/08/01 ... Tim Floyd resigned as Head Coach on Christmas Eve, 12/24/01; Bill Berry was named interim coach ... Bill Cartwright was named Head Coach on 12/28/01 ... the team suffered an 18-game road losing streak from 11/02/01 - 01/11/02 ... on 02/18/02, the Bulls grabbed a franchise-low 25 rebounds in Miami ... the Bulls acquired Jalen Rose, Travis Best and Norm Richardson from the Indiana Pacers for Brad Miller, Ron Artest, Ron Mercer and Kevin Ollie ... the team posted its first three-game winning streak in two years from 02/20/02-02/23/02 ... Jamal Crawford returned to the active roster on 03/03/02 after missing the first 58 games of the season recovering from knee surgery ... the Bulls and Bill Cartwright agreed to a three-year extension on the head coach's contract ... the team's 21-61 record tied them for the worst in the league and qualified them for their fourth consecutive NBA Lottery appearance.

**PLAYOFFS:** Failed to qualify.

**HONORS:** Marcus Fizer (Sophomore team) participated in the Schick Rookie Challenge at All-Star Weekend ... rookie Trenton Hassell was named the NBA's "got milk?" Rookie of the Month for Feb.

# 2002-2003 CHICAGO BULLS



MEDIA COMMUNITY HISTORY PLAYOFFS RECORDS 2011-12 SEASON OPPONENTS THE NBA PLAYERS 'BALL OPS. FRONT OFFICE

GAME	DATE	W-L	OPPONENT	SCORE BULLS-OPP.	TOTAL RECORD	SK	BULLS HI. SCORER	BULLS HI. REBOUNDER	OPPONENT HI. SCORER	GAME ATTN.
1	Oct. 30	W	@Boston	99-96	1-0	1-W	Rose-21	Marshall-9	Pierce-28	18,624
2	Nov. 1	W	NEW ORLEANS	84-79	2-0	2-W	Rose-21	Marshall-12	Masburn-21	21,246
3	Nov. 2	L	@Atlanta	92-98	2-1	1-L	Rose-24	Chandler/Marshall-8	G. Robinson-30	15,572
4	Nov. 4	L	@Toronto	102-105 (OT)	2-2	2-L	Marshall-32	Marshall-17	A. Williams-25	17,441
5	Nov. 6	L	BOSTON	69-91	2-3	3-L	Chandler-15	Curry-10	A. Walker-27	19,167
6	Nov. 8	L	DALLAS	87-114	2-4	4-L	Rose-24	Baxter/Curry-10	Nowitzki-24	21,028
7	Nov. 9	W	NEW JERSEY	100-93	3-4	1-W	Rose/Williams-26	Marshall-15	Marin-29	22,126*
8	Nov. 13	L	@Milwaukee	101-108	3-5	1-L	Rose-24	Marshall-13	Redd-24	14,036
9	Nov. 15	L	@New Orleans	87-105	3-6	2-L	Rose-23	Chandler-7	Davis/Wesley-22	14,356
10	Nov. 16	W	MEMPHIS	111-93	4-6	1-W	Marshall/Rose-31	Marshall-17	J. Williams-18	20,653
11	Nov. 19	L	@Sacramento	98-111	4-7	1-L	Baxter-17	Marshall-10	Christie/B. Jackson-22	17,317
12	Nov. 20	L	@Golden State	94-100	4-8	2-L	Rose-34	Marshall-15	Jamison-25	13,721
13	Nov. 22	L	@L.A. Lakers	73-86	4-9	3-L	Marshall-14	Marshall-14	Bryant-21	18,997
14	Nov. 23	L	@Utah	90-110	4-10	4-L	Rose-25	Hassel-8	Harping/Malone-20	18,664
15	Nov. 27	L	@Boston	82-92	4-11	5-L	Marshall-19	E. Robinson-9	Pierce-30	15,389
16	Nov. 30	L	@Dallas	90-103	4-12	6-L	Rose-31	Marshall-9	Nash-18	19,940
17	Dec. 3	L	NEW ORLEANS	90-115	4-13	7-L	Rose-19	Curry-9	Wesley-25	16,823
18	Dec. 4	L	@Cleveland	101-111	4-14	8-L	Rose-37	Blount-9	Wagner-29	7,295
19	Dec. 6	L	@Toronto	89-103	4-15	9-L	Curry-19	Marshall-11	Lenard-23	18,862
20	Dec. 7	W	CLEVELAND	112-104	5-15	1-W	Rose-27	Marshall-6	Iguskas-28	17,877
21	Dec. 10	W	ORLANDO	107-87	6-15	2-W	Rose-28	Chandler-7	McGrady-26	17,181
22	Dec. 12	L	DETROIT	76-86	6-16	1-L	Rose-15	Billups-7	Billups-21	15,691
23	Dec. 14	W	MILWAUKEE	97-95	7-16	1-W	Rose-30	Marshall-18	Allen/Cassell-29	19,196
24	Dec. 16	W	BOSTON	94-83	8-16	2-W	Rose-24	Fizer-17	Pierce-37	15,042
25	Dec. 18	W	TORONTO	96-83	9-16	3-W	Rose-20	Fizer-13	Peterson-22	16,111
26	Dec. 20	L	@Indiana	86-101	9-17	1-L	Fizer-26	Fizer-12	B. Miller-26	16,234
27	Dec. 21	W	INDIANA	110-103	10-17	1-W	Rose-28	Marshall-15	B. Miller-26	20,108
28	Dec. 23	L	@New Jersey	83-99	10-18	1-L	Fizer/Rose-16	Fizer-9	L. Harris-20	13,231
29	Dec. 27	L	MINNESOTA	100-113	10-19	2-L	Rose-22	Marshall-10	Garnett-25	19,398
30	Dec. 28	L	SAN ANTONIO	95-109	10-20	3-L	Rose-24	Fizer-12	Parker-32	18,172
31	Dec. 31	W	PORTLAND	102-87	11-20	1-W	Rose-32	Chandler-18	Pippen-15	16,392
32	Jan. 2	L	WASHINGTON	82-107	11-21	1-L	Rose-26	Fizer-8	Stackhouse-28	23,049*
33	Jan. 4	W	CLEVELAND	85-79	12-21	1-W	Rose-28	Hassel-9	Iguskas-27	21,236
34	Jan. 6	W	UTAH	113-98	13-21	2-W	Rose-31	Marshall-11	Harping-18	17,663
35	Jan. 8	L	@Washington	98-101	13-22	1-L	Marshall-24	Marshall-9	Hughes-22	20,173
36	Jan. 10	L	@Milwaukee	85-93 (OT)	13-23	2-L	Rose-19	Rose-12	Mason-21	16,567
37	Jan. 13	W	NEW YORK	101-94	14-23	1-W	Rose-28	Chandler-19	Houston-25	18,513
38	Jan. 14	L	@New York	86-98	14-24	1-L	Rose-23	Marshall-14	Houston-26	18,209
39	Jan. 17	L	@New Orleans	83-90	14-25	2-L	Rose-21	Marshall-12	Wesley-34	14,040
40	Jan. 18	L	@Miami	101-102 (2 OT)	14-26	3-L	Rose-30	Marshall-15	Allen-23	16,500
41	Jan. 20	W	@Atlanta	115-102	15-26	1-W	Rose-37	Marshall-13	Abdur-Rahim-27	9,961
42	Jan. 22	L	@Orlando	91-94	15-27	1-L	Rose-28	Marshall-8	McGrady-31	13,262
43	Jan. 24	W	WASHINGTON	104-97	16-27	1-W	Fizer-18	Marshall-13	Stackhouse-23	23,215*
44	Jan. 26	W	HOUSTON	100-98	17-27	2-W	Rose-26	Francis-16	Francis-26	22,052*
45	Jan. 29	L	@L.A. Clippers	75-77	17-28	1-L	Rose-25	Marshall-9	Maggette-25	17,548
46	Jan. 31	L	@Portland	94-107	17-29	2-L	Fizer-17	Marshall-8	Wallace-28	19,991
47	Feb. 1	L	@Seattle	77-90	17-30	3-L	Rose-23	Marshall-8	Lewis-23	16,055
48	Feb. 3	L	@Phoenix	111-115 (OT)	17-31	4-L	Rose-28	Marshall-18	Marion/Marbury-36	14,113
49	Feb. 4	L	@Denver	100-102 (OT)	17-32	5-L	Marshall-21	Marshall-8	Howard-30	13,390
50	Feb. 11	L	DETROIT	79-89	17-33	6-L	Rose-27	Marshall-12	Billups-20	18,303
51	Feb. 12	L	@Philadelphia	111-119 (OT)	17-34	7-L	Rose-38	Chandler-17	Iverson-36	19,119
52	Feb. 14	L	@New Jersey	72-90	17-35	8-L	Rose/Williams-13	Marshall-11	Kittles-21	14,221
53	Feb. 15	W	DENVER	88-69	18-35	1-W	Rose-27	Chandler-22	Howard-18	22,145*
54	Feb. 18	W	@Cleveland	107-101	19-35	2-W	Rose-28	Marshall-11	Boozer-23	9,023
55	Feb. 19	L	PHILADELPHIA	82-110	19-36	1-L	Rose-20	Chandler-13	Iverson-28	20,507
56	Feb. 21	L	@Orlando	96-110	19-37	2-L	Williams-20	Chandler-10	McGrady-52	17,156
57	Feb. 22	L	@Miami	90-100	19-38	3-L	Rose-31	Chandler-12	Jones-23	14,987
58	Feb. 24	W	PHOENIX	90-87	20-38	1-W	Rose-21	Rose-14	Stoudemire-19	17,057
59	Feb. 26	W	TORONTO	103-95	21-38	2-W	Rose-26	Chandler-12	Lenard-20	18,178
60	Feb. 28	L	ATLANTA	88-110	21-39	1-L	Curry/Williams-16	Curry-7	Robinson/Terry-23	21,867*
61	Mar. 1	L	@Washington	93-101	21-40	2-L	Crawford/Rose-21	Hoiberg/Marshall-7	Dixon/Stackhouse-27	20,173
62	Mar. 3	L	ORLANDO	89-104	21-41	3-L	Rose-24	Marshall-11	McGrady-26	19,178
63	Mar. 6	W	GOLDEN STATE	119-105	22-41	1-W	Curry-24	Chandler-14	Arenas-28	17,098
64	Mar. 8	L	L.A. CLIPPERS	97-103	22-42	1-L	Rose-30	Marshall-15	Maggette-25	22,303*
65	Mar. 11	W	L.A. LAKERS	116-99	23-42	1-W	Rose-27	Chandler-12	Bryant-36	23,122*
66	Mar. 12	L	@Memphis	95-124	23-43	1-L	Curry-21	Curry-10	Curry-10	15,565
67	Mar. 14	L	@Houston	91-121	23-44	2-L	Crawford-23	Blount-7	Posey-26	14,758
68	Mar. 16	L	@San Antonio	97-108	23-45	3-L	Marshall-29	Chandler-11	Duncan-22	18,797
69	Mar. 18	W	ATLANTA	103-78	24-45	1-W	Rose-31	Chandler-11	Robinson-27	17,023
70	Mar. 22	W	NEW YORK	100-98	25-45	2-W	Curry-30	Chandler-13	K. Thomas-20	22,121*
71	Mar. 23	L	@Detroit	82-105	25-46	1-L	Curry-18	Chandler-9	Hamilton-26	20,415
72	Mar. 26	W	MIAMI	82-74	26-46	1-W	Rose-19	Chandler-16	B. Butler-16	18,221
73	Mar. 28	L	@Indiana	89-140	26-47	1-L	Curry-18	Curry-7	B. Miller-22	15,971
74	Mar. 29	L	SACRAMENTO	92-107	26-48	2-L	Curry-24	Curry-14	Stojakovic-27	22,638*
75	Apr. 1	L	SEATTLE	94-101 (OT)	26-49	3-L	Curry-28	Curry-15	Allen/Lewis-26	17,879
76	Apr. 2	L	@Philadelphia	101-108	26-50	4-L	Williams-23	Marshall-11	Iverson-24	20,210
77	Apr. 5	W	MILWAUKEE	117-115 (OT)	27-50	1-W	Rose-31	Marshall-13	Payton-24	20,037
78	Apr. 8	W	INDIANA	115-103	28-50	2-W	Crawford-33	Blount-8	J. O'Neal-38	20,198
79	Apr. 9	L	@Detroit	102-111 (OT)	28-51	1-L	Crawford-26	Marshall-8	Billups-29	18,966
80	Apr. 11	W	NEW JERSEY	95-86	29-51	1-W	Curry-24	Blount/Rose-10	Marlin-29	22,087*
81	Apr. 13	L	@Minnesota	95-119	29-52	1-L	Crawford-22	Crawford-6	Szczepiak-44	18,171
82	Apr. 15	W	PHILADELPHIA	115-106	30-52	1-W	Crawford-33	Blount-8	Iverson-42	22,408*



**LEFT TO RIGHT:** (front row): Roger Mason, Jr., Jalen Rose, Trenton Hassell, Jay Williams, Jamal Crawford, Fred Hoiberg, Eddie Robinson, Rick Brunson. (middle row): Strength & Conditioning Coach Erik Helland, Equipment Manager John Ligmanowski, Lonny Baxter, Donyell Marshall, Dalibor Bagaric, Tyson Chandler, Eddy Curry, Corie Blount, Marcus Fizer, Assistant Athletic Trainer Eric Waters, Head Athletic Trainer Fred Tedeschi. (back row): Strength & Conditioning Assistant Jeff Macy, Scout Gar Forman, Director of European Scouting Ivica Dukan, Assistant Coach Pete Myers, Head Coach Bill Cartwright, Assistant Coach Bob Thornton, Assistant Coach Bill Berry, Assistant Coach/Advance Scout Mike Wilhelm, Special Assistant to Executive Vice President Basketball Operations B.J. Armstrong, Executive Vice President Basketball Operations Jerry Krause.

**DRAFT:** First Round, Jay Williams (Duke); second round, Roger Mason, Jr. (Virginia) and Lonny Baxter (Maryland).

**RECORD:** 30-52 (SIXTH PLACE)

**REGULAR SEASON:** Signed free agents Corie Blount (07/31/02), Donyell Marshall (08/16/02) and Rick Brunson (09/18/02) ... hired Assistant Coach Bob Thornton (07/08/02) and Assistant Coach/Advance Scout Mike Wilhelm (09/05/02) ... began the season 2-0 for the first time since the 1996-97 season ... garnered a franchise-worst 3-38 road record ... held a 19-game road losing streak from 11/02/02 - 01/18/03 ... Marcus Fizer suffered a torn ACL at Portland on 01/31/03 and was forced to miss the final 36 games of the season ... Roger Mason, Jr. missed the first 55 games of the season on the injured list while recovering from shoulder surgery ... appeared in a franchise-record nine overtime games (1-8) ... the team's 30-52 record qualified it for a fifth-consecutive NBA Lottery appearance.

**PLAYOFFS:** Failed to qualify.

**HONORS:** Tyson Chandler (Sophomore team) participated in the Schick Rookie Challenge at All-Star Weekend ... rookie Jay Williams was named the NBA's "got milk?" Rookie of the Month for Dec. ... Williams also (Freshman team) participated in the Schick Rookie Challenge at All-Star Weekend ... Eddy Curry led the league in field goal percentage with .585 shooting from the floor ... the Bulls drew an average of 19,617 fans through 41 home games (fifth in the NBA in attendance) and had 20 home crowds of 20,000 or more (14-6 record), including 12 sellouts.

# 2003-2004 CHICAGO BULLS



MEDIA COMMUNITY HISTORY PLAYOFFS RECORDS OPPONENTS 2011-12 SEASON OPPONENTS THE NBA PLAYERS BALL OPS. FRONT OFFICE

GAME	DATE	W-L	OPPONENT	SCORE BULLS-OPP.	TOTAL RECORD	SK	BULLS HI. SCORER	BULLS HI. REBOUNDER	OPPONENT HI. SCORER	GAME ATTN.
1	Oct. 29	L	WASHINGTON	74-99	0-1	1-L	Crawford-12	Baxter/Pippen-7	Hughes-20	18,127
2	Oct. 31	W	ATLANTA	100-94	1-1	1-W	Curry-22	Chandler-22	Terry-24	15,300
3	Nov. 1	L	@Milwaukee	68-98	1-2	1-L	Crawford-17	Chandler-14	Smith-19	18,717
4	Nov. 3	L	HOUSTON	66-98	1-3	2-L	Crawford-19	Chandler-17	Francis-19	17,792
5	Nov. 5	W	@Orlando	106-100	2-3	1-W	Crawford-29	Marshall-11	McGrady-23	12,576
6	Nov. 7	L	PHILADELPHIA	85-106	2-4	1-L	Curry-21	Curry-9	Iverson-33	22,378*
7	Nov. 8	W	@New Orleans	109-106	3-4	1-W	Rose-34	Curry-9	Davis-35	13,173
8	Nov. 10	L	DENVER	97-105	3-5	1-L	Curry-20	Curry-9	Anthony-26	16,002
9	Nov. 12	W	@Boston	89-82	4-5	1-W	Rose-20	Curry-14	James-18	13,852
10	Nov. 13	L	MINNESOTA	89-92 (OT)	4-6	1-L	Rose-25	Curry/Marshall-9	Curry/Marshall-9	21,722*
11	Nov. 15	L	SEATTLE	90-98	4-7	2-L	Rose-19	Chandler-11	Lewis-27	22,411*
12	Nov. 18	L	@Phoenix	82-95	4-8	3-L	Gill-23	Marshall-10	Stoudemire-21	14,263
13	Nov. 21	L	@L.A. Lakers	94-101	4-9	4-L	Crawford-23	Marshall-11	Bryant-28	18,997
14	Nov. 23	L	@Sacramento	99-110	4-10	5-L	Crawford-19	Chandler-12	Stojakovic-21	17,317
15	Nov. 25	L	@Dallas	98-124	4-11	6-L	Chandler-17	Chandler/Fizer-6	Finley-28	19,993
16	Nov. 26	L	@San Antonio	98-109	4-12	7-L	Curry-19	Blount-9	Ginobili-17	16,771
17	Dec. 1	W	MILWAUKEE	97-87	5-12	1-W	Crawford-30	Je. Williams-10	Redd-26	17,140
18	Dec. 4	L	@Philadelphia	82-83	5-13	1-L	Crawford-22	Davis-13	Iverson-35	17,716
19	Dec. 6	L	NEW ORLEANS	91-97	5-14	2-L	Crawford-28	Davis-15	Armstrong-23	19,353
20	Dec. 8	L	SAN ANTONIO	82-96	5-15	3-L	Crawford-26	Davis-13	Ginobili-23	18,233
21	Dec. 12	L	@Milwaukee	95-109	5-16	4-L	Fizer-19	Curry-9	Redd-30	17,486
22	Dec. 13	W	INDIANA	86-75	6-16	1-W	Crawford/Hinrich-18	Fizer/Je. Williams-15	Artest-23	21,872*
23	Dec. 16	W	ORLANDO	102-88	7-16	2-W	Gill-29	Fizer-11	McGrady-26	18,111
24	Dec. 17	L	@Detroit	73-77	7-17	1-L	Crawford-22	Davis-14	Hamilton-20	17,041
25	Dec. 20	L	CLEVELAND	87-95	7-18	2-L	Crawford-16	Je. Williams-14	James-32	22,282*
26	Dec. 22	L	UTAH	80-92	7-19	3-L	Gill-13	Je. Williams-11	Kirilenko-26	17,604
27	Dec. 23	L	@New Jersey	78-95	7-20	4-L	Hinrich-17	Davis-9	Jefferson-26	13,285
28	Dec. 26	W	@Cleveland	87-80	8-20	1-W	Crawford-30	Davis-11	James-18	20,562
29	Dec. 27	W	WASHINGTON	100-86	9-20	2-W	Crawford-42	Je. Williams-14	Hughes-22	20,458
30	Dec. 29	L	MIAMI	83-90	9-21	1-L	Hinrich-16	Je. Williams-16	Odom-25	20,472
31	Dec. 30	L	@Minnesota	93-98	9-22	2-L	Hinrich-17	Blount/Davis-7	Garnett-28	20,092
32	Jan. 2	W	@New York	104-99	10-22	1-W	Crawford-28	Davis-10	Van Horn-25	19,763
33	Jan. 3	L	BOSTON	77-88	10-23	1-L	Crawford-16	Je. Williams-12	Pierce-33	22,315*
34	Jan. 5	W	PHOENIX	87-82	11-23	1-W	Hinrich-19	Je. Williams-15	Barbosa-27	16,720
35	Jan. 7	L	@Miami	95-102	11-24	1-L	Dupree-18	Je. Williams-15	Jones-27	14,413
36	Jan. 9	L	PORTLAND	78-87	11-25	2-L	Crawford-21	Davis-15	Anderson-19	19,491
37	Jan. 10	W	NEW ORLEANS	89-84	12-25	1-W	Crawford-20	Davis-11	Davis-29	19,644
38	Jan. 13	L	DETROIT	89-105	12-26	1-L	Hinrich-19	Je. Williams-11	Hamilton-24	17,295
39	Jan. 15	L	@Memphis	93-108	12-27	2-L	Crawf./Je. Williams-13	Je. Williams-9	Posey-23	12,339
40	Jan. 17	L	NEW YORK	96-101	12-28	3-L	Crawford/Curry-20	Davis-10	Houston-26	22,202*
41	Jan. 19	L	@Washington	83-93	12-29	4-L	Crawford-19	Davis-16	Hughes-25	15,407
42	Jan. 21	L	@Atlanta	87-97	12-30	5-L	Gill/Robinson-17	Davis-8	Abdur-Rahim/Jackson-22	10,568
43	Jan. 23	L	DALLAS	93-106	12-31	6-L	Hinrich-23	Davis-12	Nowitzki-26	18,761
44	Jan. 25	W	TORONTO	96-89	13-31	1-W	Crawford-27	Davis-14	Bosh-23	22,039*
45	Jan. 27	L	@L.A. Clippers	92-102	13-32	1-L	Robinson-17	Blount-9	Maggette-28	15,298
46	Jan. 28	L	@Denver	99-115	13-33	2-L	Curry-21	Blount/Robinson-5	White-24	15,420
47	Jan. 30	L	@Golden State	81-101	13-34	3-L	Crawford-16	Je. Williams-9	Three with 15	18,413
48	Jan. 31	L	@Portland	95-102 (OT)	13-35	4-L	Curry-27	Davis-14	Wallace-29	17,757
49	Feb. 2	L	@Seattle	97-109	13-36	5-L	Crawford-31	Je. Williams-7	Allen-27	14,372
50	Feb. 4	W	@Utah	95-79	14-36	1-W	Curry-23	Curry-23	Stevenson-17	19,911
51	Feb. 6	L	@Houston	80-82	14-37	1-L	Curry-21	Davis-11	Yao-22	16,970
52	Feb. 10	L	INDIANA	84-103	14-38	2-L	Curry-23	Davis-9	Artest-26	17,908
53	Feb. 12	W	BOSTON	107-87	15-38	1-W	Crawford-27	Chandler-11	Mim-14	18,620
54	Feb. 17	W	TORONTO	75-73	16-38	2-W	Crawford-25	Crawford/Davis-11	Carter-21	17,822
55	Feb. 20	L	SACRAMENTO	83-91	16-39	1-L	Crawford-23	Davis-12	Stojakovic-24	20,172
56	Feb. 21	L	MEMPHIS	98-105	16-40	2-L	Hinrich-25	Fizer-9	Posey-27	22,076*
57	Feb. 25	L	DETROIT	88-107	16-41	3-L	Curry-19	Chandler-8	Hamilton-21	22,814
58	Feb. 26	L	@Washington	87-95	16-42	4-L	Hinrich-23	Curry-10	Arenas-21	13,109
59	Feb. 28	W	GOLDEN STATE	87-81 (OT)	17-42	1-W	Crawford-27	Curry-14	Richardson-25	21,931*
60	Mar. 1	W	CLEVELAND	92-81	18-42	2-W	Hinrich-22	Chandler/Williams-10	Ilgaukas-19	19,203
61	Mar. 3	L	@New Orleans	97-100 (OT)	18-43	1-L	Crawford-34	Chandler-11	Mashburn-27	14,071
62	Mar. 6	L	@Philadelphia	88-97	18-44	2-L	Curry-24	Davis-10	Thomas-27	20,647
63	Mar. 9	L	PHILADELPHIA	81-89	18-45	3-L	Crawford/Curry-18	Johnson-14	Thomas-22	18,649
64	Mar. 10	L	@Detroit	65-98	18-46	4-L	Gill-12	Johnson-14	Billups-19	22,076
65	Mar. 12	L	@New Jersey	76-88	18-47	5-L	Crawford-25	Chandler-13	Jefferson-27	18,126
66	Mar. 13	L	L.A. LAKERS	81-88	18-48	6-L	Curry-16	Chandler-16	Bryant-35	23,067*
67	Mar. 16	L	@Cleveland	87-111	18-49	7-L	Crawford-17	Chandler-9	Ilgaukas-24	17,776
68	Mar. 19	W	@Toronto	96-91	19-49	1-W	Curry-28	Davis-14	Carter-30	21,465
69	Mar. 20	W	NEW YORK	87-81	20-49	2-W	Crawford/Curry-25	Curry-14	K. Thomas-17	19,348
70	Mar. 22	L	@Indiana	77-101	20-50	1-L	Curry-13	Chdler/Dup/Wiit-6	Miller-17	14,676
71	Mar. 23	L	NEW JERSEY	81-84	20-51	2-L	Crawford-34	Chandler/Johnson-6	Jefferson-20	21,291
72	Mar. 26	L	MILWAUKEE	105-115	20-52	3-L	Pargo-34	Johnson-8	Smith-23	21,246
73	Mar. 27	L	@Atlanta	88-97	20-53	4-L	Fizer-15	Johnson-8	Jackson-27	12,466
74	Mar. 29	L	@Miami	96-105	20-54	5-L	Hinrich-20	Johnson-12	C. Butler-30	16,500
75	Mar. 31	W	@Orlando	109-91	21-54	1-W	Crawford-27	Dupree/Johnson-7	Howard-26	13,017
76	Apr. 2	W	L.A. CLIPPERS	114-110 (OT)	22-54	2-W	Davis-17	Davis-17	Maggette-34	19,443
77	Apr. 3	L	MIAMI	83-97	22-55	1-L	Curry-20	Davis-11	Jones-21	17,764
78	Apr. 7	L	@New York	82-96	22-56	2-L	Curry-17	Davis-11	Hardaway-21	19,763
79	Apr. 9	L	ATLANTA	101-116	22-57	3-L	Hinrich-29	Johnson-12	Jackson-36	21,184
80	Apr. 11	W	@Toronto	114-108 (OT)	23-57	1-W	Crawford-50	Curry/Fizer-12	Rose-32	17,362
81	Apr. 12	L	ORLANDO	84-93	23-58	1-L	Fizer-30	Fizer-20	Howard-38	19,778
82	Apr. 14	L	@Indiana	96-101	23-59	2-L	Crawford-31	Fizer-16	Harrington-22	16,074

\* home sellout



**LEFT TO RIGHT:** (front row): Scottie Pippen, Ronald Dupree, Kendall Gill, Kirk Hinrich, Jamal Crawford, Jannero Pargo, Eddie Robinson. (middle row): Linton Johnson III, Marcus Fizer, Antonio Davis, Eddy Curry, Tyson Chandler, Paul Shirley, Jerome Williams, Chris Jefferies. (back row): Equipment Manager John Liganowski, Assistant Athletic Trainer Eric Waters, Head Athletic Trainer Fred Tedeschi, Assistant Coach Pete Myers, Assistant Coach Ron Adams, Head Coach Scott Skiles, Assistant Coach Johnny Bach, Assistant Coach/Advance Scout Mike Wilhelm, Strength and Conditioning Coach Erik Helland, Assistant Strength and Conditioning Coach Jeff Macy.

**DRAFT:** First round, Kirk Hinrich (Kansas); second round, Mario Austin (Mississippi State), Matt Bonner (Florida), Tommy Smith (Arizona State). The Bulls then conveyed Bonner's draft rights to Toronto for a future second-round pick.

**RECORD: 23-59 (EIGHTH PLACE)**

**REGULAR SEASON:** Signed free agents Scottie Pippen (07/20/03), Corie Blount (07/31/03) and Kendall Gill (08/20/03) ... hired Assistant Coaches Johnny Bach (07/15/03) and Ron Adams (07/16/03) ... relieved Bill Cartwright of his head coaching duties (11/24/03) ... hired Head Coach Scott Skiles (11/28/03) ... traded Lonny Baxter, Donyell Marshall and Jalen Rose to Toronto for Antonio Davis, Chris Jefferies and Jerome Williams (12/01/03) ... acquired Rick Brunson from Toronto for Roger Mason, Jr. (12/16/03) ... snapped a 26-game road losing streak versus Western Conference teams with a 95-79 win at Utah (02/04/04) ... the team's 23-59 record qualified it for a sixth-consecutive NBA Lottery appearance.

**PLAYOFFS:** Failed to qualify.

**HONORS:** Kirk Hinrich (Freshman team) participated in the Schick Rookie Challenge at All-Star Weekend ... Hinrich also was named to the got milk? NBA All-Rookie First Team ... the Bulls drew an average of 19,736 fans through 41 home games (third in the NBA), including 11 sellouts ... the Bulls also hosted the seven largest crowds in the NBA that season, including a season-high draw of 23,067 versus the L.A. Lakers at the United Center.

# 2004-2005 CHICAGO BULLS



MEDIA COMMUNITY HISTORY PLAYOFFS RECORDS 2011-12 SEASON OPPONENTS THE NBA PLAYERS BALL OPS. FRONT OFFICE

GAME	DATE	W-L	OPPONENT	SCORE BULLS-OPP.	TOTAL RECORD	SK	BULLS HI. SCORER	BULLS HI. REBOUNDER	OPPONENT HI. SCORER	GAME ATTN.
1	Nov. 5	L	NEW JERSEY	106-111 (20T)	0-1	1-L	Hinrich-34	Nocioni-14	Jefferson-26	20,117
2	Nov. 6	L	@ Indiana	90-100	0-2	2-L	Deng-25	Chandler/Nocioni-7	Jackson-20	18,022
3	Nov. 9	L	PHOENIX	74-94	0-3	3-L	Deng-18	Cndler/Noci/Harr-8	Stoudemire-26	17,595
4	Nov. 13	L	LA CLIPPERS	96-97	0-4	4-L	Curry-20	Chandler-13	Magette-23	21,764*
5	Nov. 16	L	@ Sacramento	106-113	0-5	5-L	Platkowski-24	Chandler-14	Stojakovic-29	17,317
6	Nov. 17	L	@ Golden State	85-98	0-6	6-L	Hinrich-15	Chandler-7	Richardson-27	14,866
7	Nov. 19	L	@ Denver	81-99	0-7	7-L	Nocioni-22	Nocioni-6	Boykins-32	17,711
8	Nov. 21	L	@ LA Lakers	93-102	0-8	8-L	Hinrich-24	Curry-11	Bryant-29	18,997
9	Nov. 22	L	@ Phoenix	82-100	0-9	9-L	Gordon-20	Chandler/Curry-9	Marion/Stoudemire-21	15,285
10	Nov. 24	W	@ Utah	101-99	1-9	1-W	Gordon-22	Chandler-7	Kirilenko-20	18,563
11	Nov. 27	L	@ Cleveland	74-96	1-10	1-L	Curry-20	Chandler-9	James-26	19,763
12	Dec. 1	W	LA LAKERS	92-84	2-10	1-W	Curry/Deng-18	Chandler-18	Bryant-28	18,524
13	Dec. 3	L	MIAMI	81-105	2-11	1-L	Hinrich-17	Chandler-9	Laettner-23	18,860
14	Dec. 4	L	@ Washington	88-95	2-12	2-L	Nocioni-16	Chandler-21	Arenas-34	16,332
15	Dec. 6	L	SAN ANTONIO	75-91	2-13	3-L	Chandler-17	Chandler-12	Parker-17	16,353
16	Dec. 8	W	CLEVELAND	113-85	3-13	1-W	Gordon-21	Chandler/Curry-9	James-174	15,374
17	Dec. 10	L	PHILADELPHIA	88-93	3-14	1-L	Deng-17	Griffin/Hinrich-6	Iverson-22	20,823
18	Dec. 11	W	MINNESOTA	99-88	4-14	1-W	Gordon-31	Chandler-16	Cassell-17	20,882
19	Dec. 13	L	DALLAS	93-94	4-15	1-L	Curry-20	Chandler-11	Finley-27	16,191
20	Dec. 15	W	@ Memphis	96-88	5-15	1-W	Curry-20	Chandler-10	Gasol-24	14,163
21	Dec. 16	W	MILWAUKEE	85-77	6-15	2-W	Hinrich-28	Chandler-10	Redd-22	14,403
22	Dec. 18	W	INDIANA	85-71	7-15	3-W	Curry-23	Curry-13	Tinsley-33	19,474
23	Dec. 20	W	PORTLAND	92-87	8-15	4-W	Gordon-23	Davis-12	Randolph-26	19,023
24	Dec. 22	W	@ Detroit	89-82	9-15	5-W	Gordon-19	Chandler-11	Billups-32	22,076
25	Dec. 26	L	@ Milwaukee	92-99	9-16	1-L	Gordon-19	Chandler-8	Redd-39	15,738
26	Dec. 28	L	NEW JERSEY	80-84	9-17	2-L	Hinrich-30	Chandler/Deng-8	Carter-25	22,903*
27	Jan. 1	W	ORLANDO	105-90	10-17	1-W	Curry-22	Davis-9	Hill-16	20,763
28	Jan. 3	L	DETROIT	80-87	10-18	1-L	Gordon-27	Chandler-14	Hamilton-28	18,523
29	Jan. 5	W	@ New Orleans	95-89	11-18	1-W	Hinrich-19	Curry/Davis-9	Davis-21	13,369
30	Jan. 7	W	UTAH	84-78	12-18	2-W	Deng-22	Chandler-9	Grice/Knarpring-13	16,887
31	Jan. 8	W	BOSTON	102-91	13-18	3-W	Hinrich-22	Harrington-10	Pierce-20	18,932
32	Jan. 10	W	GOLDEN STATE	94-85	14-18	4-W	Harrington-20	Chandler-8	Claxton-24	17,032
33	Jan. 12	W	PHILADELPHIA	110-78	15-18	5-W	Gordon-31	Nocioni-8	Iverson-21	18,095
34	Jan. 15	W	NEW YORK	86-84	16-18	6-W	Curry-17	Chandler-10	Marbury-25	22,358*
35	Jan. 17	W	@ New York	88-86	17-18	7-W	Deng-19	Hinrich-13	Marbury-25	19,040
36	Jan. 19	L	@ Boston	83-92	17-19	1-L	Curry-26	Chandler-14	Pierce-28	13,109
37	Jan. 21	W	ATLANTA	95-85	18-19	1-W	Hinrich-23	Davis-8	Walker-25	18,815
38	Jan. 22	W	@ Detroit	100-89	19-19	2-W	Hinrich-24	Davis-8	Hamilton-32	22,076
39	Jan. 24	W	@ Atlanta	107-82	20-19	3-W	Curry-19	Harrington-8	Harrington-18	11,659
40	Jan. 25	W	DENVER	111-107	21-19	4-W	Hinrich-23	Chandler-13	Anthony-32	18,911
41	Jan. 27	W	CHARLOTTE	101-93	22-19	5-W	Nocioni-17	Chandler-6	Rush-24	19,439
42	Jan. 29	L	BOSTON	97-101	22-20	1-L	Gordon-31	Davis-14	Davis-24	22,869*
43	Feb. 1	L	@ New Jersey	97-107	22-21	2-L	Hinrich-18	Griffin-8	Carter-31	14,546
44	Feb. 5	L	@ Miami	97-108	22-22	3-L	Gordon-25	Deng-9	O'Neal-26	20,061
45	Feb. 8	W	@ Dallas	107-100	23-22	1-W	Deng-30	Chandler-15	Nowitzki-27	10,224
46	Feb. 9	L	@ Houston	92-105	23-23	1-L	Hinrich-16	Chandler-20	McGrady-20	14,267
47	Feb. 13	W	@ Minnesota	87-83	24-23	1-W	Gordon-21	Chandler-11	Spewell-26	19,420
48	Feb. 15	W	SACRAMENTO	107-102	25-23	2-W	Curry-25	Curry-12	Miller-23	21,789*
49	Feb. 16	W	@ Toronto	121-115	26-23	3-W	Hinrich-28	Chandler-8	Bosh-28	15,881
50	Feb. 22	W	MIAMI	105-101 (OT)	27-23	4-W	Hinrich-29	Chandler-12	Wade-21	22,682*
51	Feb. 23	L	@ Cleveland	91-100	27-24	1-L	Gordon-21	Chandler-7	Ilguskas-33	20,562
52	Feb. 25	W	WASHINGTON	97-90	28-24	1-W	Hinrich-26	Davis-10	Arenas-36	22,708*
53	Feb. 26	W	@ Charlotte	94-90	29-24	2-W	Davis-20	Harrington-9	Okafor-26	17,495
54	Mar. 1	L	HOUSTON	89-119	29-25	1-L	Curry-17	Harrington-9	McGrady-32	21,755*
55	Mar. 4	L	@ San Antonio	99-102	29-26	2-L	Gordon/Harrington-20	Nocioni-7	Duncan-31	18,797
56	Mar. 5	L	@ Milwaukee	87-95	29-27	2-L	Hinrich-24	Chandler-12	Duncan-31	18,717
57	Mar. 7	W	MILWAUKEE	90-85	30-27	1-W	Hinrich-17	Nocioni-8	Redd-26	20,042
58	Mar. 9	W	@ Portland	97-84	31-27	2-W	Curry-25	Chandler-13	Abdur-Rahim-22	14,251
59	Mar. 11	W	@ Seattle	100-97	32-27	3-W	Gordon-22	Lewis-27	Lewis-27	17,072
60	Mar. 13	L	@ LA Clippers	78-83	32-28	1-L	Curry-19	Curry-8	Brand-20	19,060
61	Mar. 15	L	SEATTLE	93-99	32-29	2-L	Gordon-21	Davis-9	Lewis-30	21,762*
62	Mar. 16	L	@ New Jersey	84-100	32-30	3-L	Gordon/Nocioni-15	Chandler-14	Carter-30	14,244
63	Mar. 18	L	NEW ORLEANS	90-94	32-31	4-L	Hinrich-27	Chandler-15	Dickau/Majloire-17	22,217*
64	Mar. 19	W	@ Philadelphia	94-88	33-31	1-W	Harrington-24	Davis-9	Iverson-31	20,599
65	Mar. 21	W	ATLANTA	105-91	34-31	2-W	Curry-24	Chandler-13	Childress-17	21,945*
66	Mar. 23	W	@ Toronto	94-85	35-31	3-W	Curry-16	Chandler-11	Rose-30	16,974
67	Mar. 25	W	@ Boston	94-86	36-31	4-W	Curry-16	Chandler-10	Pierce/Walker-18	18,624
68	Mar. 26	W	INDIANA	100-96	37-31	5-W	Curry-27	Chandler/Pargo-7	Jackson-34	22,755*
69	Mar. 28	W	MEMPHIS	94-86	38-31	6-W	Curry-25	Chandler-14	Wells-30	21,395*
70	Mar. 30	W	@ Charlotte	102-99	39-31	7-W	Gordon-35	Chandler-15	Wallace-23	12,606
71	Mar. 31	W	CLEVELAND	102-90 (OT)	40-31	8-W	Gordon-21	Chandler-14	Gooden-27	22,678*
72	Apr. 2	W	CHARLOTTE	112-97	41-31	9-W	Harrington-22	Chandler-15	Okafor-28	22,074*
73	Apr. 5	L	@ Miami	86-104	41-32	1-L	Gordon/Nocioni-14	Chandler/Griffin-8	Wade-39	20,206
74	Apr. 6	L	@ Orlando	102-101 (OT)	42-32	1-L	Hinrich-25	Chandler-22	Francis-28	13,847
75	Apr. 8	W	@ New York	102-94	43-32	2-W	Gordon-22	Chandler-9	Marbury-29	19,763
76	Apr. 9	W	TORONTO	110-97	44-32	3-W	Hinrich-25	Chandler-21	Rose-19	22,281*
77	Apr. 11	L	DETROIT	84-85 (OT)	44-33	1-L	Hinrich-15	Chandler-16	Billups-28	22,233*
78	Apr. 13	L	@ Washington	82-93	44-34	2-L	Gordon/Hinrich-21	Davis-10	Hughes-23	18,181
79	Apr. 15	W	ORLANDO	117-77	45-34	1-W	Dubon/Grdn/Nocci-17	Chandler-14	Francis-16	22,442*
80	Apr. 16	W	@ Atlanta	114-105	46-34	2-W	Dubon-24	Chandler-11	Delk-18	19,445
81	Apr. 19	W	NEW YORK	92-91	47-34	3-W	Hinrich-34	Nocioni-8	Crawford-24	22,276*
82	Apr. 20	L	@ Indiana	83-85	47-35	1-L	Pargo-17	Harrington-9	O'Neal-21	18,345

\* home sellout





**LEFT TO RIGHT:** (front row): Adrian Griffin, Chris Duhon, Ben Gordon, Kirk Hinrich, Jannero Pargo, Frank Williams. (middle row): Luol Deng, Eric Piatkowski, Othella Harrington, Jared Reiner, Tyson Chandler, Eddy Curry, Antonio Davis, Andrés Nocioni . (back row): Equipment Manager John Ligmanowski, Strength and Conditioning Coach Erik Helland, Assistant Coach/Advance Scout Mike Wilhelm, Assistant Coach Pete Myers, Assistant Coach Ron Adams, Head Coach Scott Skiles, Assistant Coach Jim Boylan, Head Athletic Trainer Fred Tedeschi, Assistant Athletic Trainer Marc Boff, Assistant Strength and Conditioning Coach Jeff Macy.

**DRAFT:** First round, Ben Gordon (Connecticut); second round, Jackson Vroman (Iowa State), Chris Duhon (Duke). The Bulls then traded the rights to Vroman, a future first-round pick and cash to Phoenix for No. 7 pick Luol Deng (Duke).

**RECORD: 47-35 (SECOND PLACE)**

**REGULAR SEASON:** Re-signed Jamal Crawford and traded him and Jerome Williams to New York in exchange for Othella Harrington, Dikembe Mutombo, Cezary Trybanski and Frank Williams (08/08/04) ... signed free agents Andrés Nocioni (08/11/04) and Jared Reiner (09/30/04) ... acquired Adrian Griffin, Eric Piatkowski and Mike Wilks from Houston in exchange for Dikembe Mutombo (09/08/04) ... Scottie Pippen retired (10/05/04) ... attempted a franchise record 34 three-pointers in season-opening double-overtime loss to New Jersey at the United Center (11/05/04) ... started the season 0-9, tying the franchise record for worst start in club history (ties 1967-68 start) ... NBA's best record of 13-3 during Jan. 2005 ... held a franchise record 26-consecutive opponents under 100 points ... had four streaks of at least five wins, including a season-high nine game winning streak ... held opponents to a franchise record and NBA-best .422 from the floor ... sixth team in NBA history to fall 11 games below .500 during the regular season and rebound to finish with a winning record (also 1976-77 Bulls).

**PLAYOFFS:** Qualified for first time since 1998 ... eliminated in first round by Washington (4-2).

**HONORS:** Ben Gordon became first rookie to be named NBA's Sixth Man of the Year ... Gordon (Freshman team), Luol Deng (Freshman team) and Kirk Hinrich (Sophomore team) participated in the got milk? Rookie Challenge during All-Star Weekend ... Gordon named Eastern Conference got milk? Rookie of the Month for Jan., Feb. and March ... Scott Skiles named Eastern Conference Coach of the Month for Jan. ... Gordon and Deng were also named to the got milk? NBA All-Rookie First Team ... the Bulls finished second in the NBA in attendance (averaged 20,204) and hosted 19 sellouts at the United Center, including 11 consecutive sellouts to close the regular season.

# 2005-2006 CHICAGO BULLS



HISTORY COMMUNITY MEDIA RECORDS 2011-12 SEASON OPPONENTS THE NBA PLAYERS BBALL OPS. FRONT OFFICE

GAME	DATE	W-L	OPPONENT	SCORE BULLS-OPP.	TOTAL RECORD	SK	BULLS HI. SCORER	BULLS HI. REBOUNDER	OPPONENT HI. SCORER	GAME ATTEN.
1	Nov. 2	W	CHARLOTTE	109-105 (OT)	1-0	1-W	Duhon-18	Chandler-11	Wallace-28	19,251
2	Nov. 5	L	@New Jersey	99-100	1-1	1-L	Hinrich-26	Deng-9	Carter/Jefferson-28	16,898
3	Nov. 7	L	SAN ANTONIO	95-104 (OT)	1-2	2-L	Deng-19	Sweetney-13	Duncan-24	21,827*
4	Nov. 9	W	GOLDEN STATE	85-84	1-2-2	1-W	Hinrich-23	Chandler/Sweetney-9	Davis-17	19,273
5	Nov. 12	W	UTAH	103-98	3-2	2-W	Deng-21	Chandler-11	Okur-33	22,272*
6	Nov. 14	L	@Golden State	82-100	3-3	1-L	Nocioni-17	Chandler-9	Richardson-32	16,454
7	Nov. 16	L	@Portland	93-96	3-4	2-L	Sweetney-14	Sweetney-14	Randolph-22	12,368
8	Nov. 18	L	@Seattle	84-98	3-5	3-L	Deng-16	Sweetney-11	Allen/Lewis-27	16,429
9	Nov. 20	W	@L.A. Lakers	96-93	4-5	1-W	Duhon-21	Chandler-15	Bryant-43	18,997*
10	Nov. 25	W	@San Antonio	106-99	5-5	2-W	Gordon-19	Chandler-12	Duncan-24	18,797*
11	Nov. 26	W	@Houston	94-89	6-5	3-W	Gordon-18	Nocioni-8	Yao-30	18,005*
12	Nov. 29	W	ORLANDO	85-76	7-5	4-W	Deng-21	Nocioni-11	Turkoglu-20	21,921*
13	Nov. 30	L	@New York	101-109	7-6	1-L	Gordon-28	Songaila-6	Crawford-28	17,909
14	Dec. 2	W	@Boston	106-101	8-6	1-W	Deng-28	Chandler-16	Pierce-43	14,393
15	Dec. 3	L	DETROIT	79-92	8-7	1-L	Deng-18	Deng-9	R. Wallace-26	21,875*
16	Dec. 5	L	DALLAS	94-102	8-8	2-L	Gordon-26	Chandler/Sweetney-7	Nowitzki-35	21,733*
17	Dec. 7	W	@Orlando	102-93	9-8	1-W	Pargo-23	Deng-10	Howard-17	12,702
18	Dec. 9	L	L.A. LAKERS	80-93	9-9	1-L	Hinrich-26	Sweetney-12	Bryant-23	22,410*
19	Dec. 10	W	@Washington	118-111	10-9	1-W	Duhon-24	Deng-12	Arenas-42	18,833
20	Dec. 13	L	MIAMI	97-100	10-10	1-L	Hinrich-26	Chandler-10	O'Neal-30	19,129
21	Dec. 14	W	@Toronto	105-94	11-10	1-W	Songaila-18	Deng-9	Bosh-25	16,169
22	Dec. 16	L	@Detroit	82-110	11-11	1-L	Duhon-13	Chandler-8	R. Wallace-19	22,076*
23	Dec. 17	W	BOSTON	118-86	12-11	1-W	Sweetney-24	Sweetney-7	Davis-21	20,746
24	Dec. 20	L	CHARLOTTE	92-105	12-12	1-L	Duhon/Harrington-16	Chandler-8	Felton-21	21,768*
25	Dec. 22	L	CLEVELAND	100-108	12-13	2-L	Gordon-22	Nocioni-10	James-37	21,874*
26	Dec. 23	L	@Memphis	77-95	12-14	3-L	Nocioni-14	Chandler-12	Miller-27	15,917
27	Dec. 26	L	@Cleveland	91-102	12-15	4-L	Chdler/Duhon/Noc-15	Chdlr/Noc/Sweet-15	James-32	20,562
28	Dec. 28	L	@Charlotte	80-93	12-16	5-L	Deng-18	Chandler-9	Ely-20	17,456
29	Dec. 31	L	PHOENIX	98-107 (OT)	12-17	6-L	Hinrich-25	Deng-14	Marion-28	22,165*
30	Jan. 2	L	MILWAUKEE	92-93	12-18	7-L	Gordon-28	Deng-10	Redd-29	20,968
31	Jan. 4	L	SEATTLE	97-101	12-19	8-L	Gordon-21	Duhon-9	Lewis-11	19,418
32	Jan. 6	W	@Milwaukee	105-91	13-19	1-W	Hinrich-18	Harrington-11	Burks-15	17,214
33	Jan. 7	W	MEMPHIS	111-82	14-19	2-W	Hinrich-26	Three-6	Redd-28	20,378
34	Jan. 9	W	TORONTO	113-104	15-19	3-W	Hinrich-25	Noc/Sweet-9	Bosh-26	21,103
35	Jan. 11	L	@Minnesota	93-99	15-20	1-L	Nocioni-23	Nocioni-9	Garnett-28	15,177
36	Jan. 14	L	INDIANA	89-91	15-21	2-L	Nocioni-15	Sweetney-11	Jackson-29	22,011*
37	Jan. 16	L	DENVER	94-97	15-22	3-L	Hinrich-20	Deng-10	Anthony-39	21,793*
38	Jan. 18	W	NEW YORK	106-104 (OT)	16-22	1-W	Gordon-32	Sweetney-11	Crawford-19	21,268
39	Jan. 20	L	HOUSTON	108-109 (2 OT)	16-23	1-L	Deng-19	Songaila-10	McGrady-35	20,550
40	Jan. 21	W	@Indiana	101-89	17-23	1-W	Nocioni-20	Chandler-14	Jackson-21	18,345*
41	Jan. 25	W	@Toronto	104-88	18-23	2-W	Duhon-26	Chandler-8	Bosh-20	14,198
42	Jan. 27	W	WASHINGTON	90-79	19-23	3-W	Gordon-26	Chandler-20	Arenas-23	21,720*
43	Jan. 28	W	ATLANTA	111-99	20-23	4-W	Gordon-23	Chandler-14	Johnson-40	21,175
44	Jan. 31	L	@Dallas	94-98	20-24	1-L	Hinrich-28	Chandler-16	Howard-22	19,567*
45	Feb. 1	L	@New Orleans	95-100	20-25	2-L	Hinrich-20	Chandler-13	Paul-25	19,163*
46	Feb. 4	L	@Phoenix	101-118	20-26	3-L	Gordon-39	Chandler-12	Maurice-28	18,422*
47	Feb. 6	L	@Utah	107-109 (OT)	20-27	4-L	Gordon-35	Chandler-11	Harping-28	18,569
48	Feb. 8	W	@Denver	110-107	21-27	1-W	Gordon-30	Chandler-14	Anthony-31	15,038
49	Feb. 9	L	@Sacramento	80-98	21-28	1-L	Nocioni/Songaila-14	Chandler-16	Martin-23	17,317*
50	Feb. 12	W	@L.A. Clippers	97-91	22-28	1-W	Hinrich/Pargo-12	Chandler-10	Brand-29	17,365
51	Feb. 14	L	SACRAMENTO	101-105 (OT)	22-29	1-L	Gordon-30	Chandler-15	Bibby-31	19,951
52	Feb. 16	W	PHILADELPHIA	117-84	23-29	1-W	Gordon-21	Sweetney-12	Iverson-18	21,962*
53	Feb. 22	W	MILWAUKEE	97-91	24-29	2-W	Hinrich-26	Chandler-12	Redd-30	20,648
54	Feb. 24	L	DETROIT	87-95	24-30	1-L	Gordon-24	Chandler-11	Billups-17	22,442*
55	Feb. 25	L	@Philadelphia	102-108	24-31	2-L	Duhon-17	Allen/Chandler-8	Iverson-38	19,981
56	Feb. 28	W	MINNESOTA	111-100	25-31	1-W	Hinrich-13	Hinrich-13	Garnett-27	19,865
57	Mar. 2	L	CLEVELAND	91-92	25-32	1-L	Hinrich-25	Chandler-15	James-33	20,726
58	Mar. 3	W	@New York	108-101	26-32	1-W	Hinrich-33	Deng-15	Francis-18	19,163*
59	Mar. 5	L	@Cleveland	72-91	26-33	1-L	Gordon-17	Deng-12	James-37	20,562*
60	Mar. 7	W	NEW JERSEY	95-87	27-33	1-W	Nocioni-24	Chandler-15	Kristic-29	20,837
61	Mar. 8	L	@Detroit	101-106	27-34	1-L	Gordon-28	Chandler-12	Billups-27	22,076*
62	Mar. 10	L	L.A. CLIPPERS	96-107	27-35	2-L	Hinrich-21	Deng-18	Cassel-32	21,975*
63	Mar. 11	W	@Atlanta	95-90	28-35	1-W	Deng-21	Chandler-12	Harrington-32	15,301
64	Mar. 14	W	PORTLAND	95-66	29-35	2-W	Gordon-23	Chandler-8	Randolph-25	20,604
65	Mar. 15	L	@Milwaukee	88-104	29-36	1-L	Nocioni-25	Chandler/Nocioni-9	Simmons-26	14,879
66	Mar. 18	L	MIAMI	84-85	29-37	2-L	Deng-19	Nocioni-12	Wade-15	22,439*
67	Mar. 19	L	@Washington	104-113	29-38	3-L	Gordon-20	Deng/Schenscher-8	Arenas-29	15,319
68	Mar. 22	L	@Indiana	85-95	29-39	4-L	Nocioni-17	Nocioni-10	Jackson-24	14,632
69	Mar. 24	W	NEW ORLEANS	96-82	30-39	1-W	Gordon-25	Chandler-21	Paul-33	21,793*
70	Mar. 26	W	@Boston	101-97	31-39	2-W	Deng-20	Chandler-11	Pierce-24	18,624*
71	Mar. 28	L	ORLANDO	93-97	31-40	1-L	Nocioni-26	Nocioni-10	Nelson-24	21,838*
72	Mar. 31	W	@Charlotte	113-107	32-40	1-W	Nocioni-24	Nocioni-11	Jones-28	16,607
73	Apr. 1	W	BOSTON	100-94	33-40	2-W	Hinrich-25	Chandler/Nocioni-11	Szczerbak-28	21,799*
74	Apr. 4	W	INDIANA	102-96	34-40	3-W	Gordon-23	Nocioni-12	Jackson-22	21,199
75	Apr. 5	W	@Philadelphia	99-92	35-40	4-W	Gordon/Nocioni-21	Chandler-15	Iverson-26	16,475
76	Apr. 8	L	PHILADELPHIA	75-89	35-41	1-L	Nocioni-19	Chandler/Nocioni-10	Iverson-39	22,479*
77	Apr. 11	W	NEW JERSEY	104-101	36-41	1-W	Gordon-36	Nocioni-17	Carter-43	20,402
78	Apr. 12	W	@Atlanta	96-90	37-41	2-W	Gordon-19	Nocioni-11	J. Smith-22	17,203
79	Apr. 14	W	WASHINGTON	103-101	38-41	3-W	Gordon-32	Deng-8	Arenas-36	20,679
80	Apr. 16	W	@Miami	117-93	39-41	4-W	Deng-26	Nocioni-8	Walker-22	20,248*
81	Apr. 17	W	@Orlando	116-112 (OT)	40-41	5-W	Hinrich-26	Deng-11	Turkoglu-32	17,283*
82	Apr. 19	W	TORONTO	127-106	41-41	6-W	Gordon-24	Nocioni-11	Peterson/Villanueva-29	20,364





**LEFT TO RIGHT:** (front row): Andrés Nocioni, Chris Duhon, Ben Gordon, Kirk Hinrich, Jannerro Pargo, Eddie Basden. (middle row): Luol Deng, Darius Songaila, Malik Allen, Luke Schenscher, Tyson Chandler, Othella Harrington, Michael Sweetney, Eric Piatkowski. (back row): Equipment Manager John Ligmanowski, Strength and Conditioning Coach Erik Helland, Assistant Coach/Advance Scout Mike Wilhelm, Assistant Coach Pete Myers, Assistant Coach Ron Adams, Head Coach Scott Skiles, Lead Assistant Coach Jim Boylan, Head Athletic Trainer Fred Tedeschi, Assistant Athletic Trainer Marc Boff, Assistant Strength and Conditioning Coach Jeff Macy. Inset: Randy Livingston.

**DRAFT:** No selections in the 2005 NBA Draft.

**RECORD:** 41-41 (FOURTH PLACE)

**REGULAR SEASON:** Re-signed head coach Scott Skiles (06/16/05) ... signed free agents Eddie Basden (08/09/05), Malik Allen (09/02/05) and Darius Songaila (09/23/05) and re-signed Othella Harrington (08/24/05), Tyson Chandler (09/21/05) and Jannerro Pargo (10/03/05) ... matched Toronto's contract offer for Chris Duhon (08/15/05) ... re-signed Eddy Curry and traded him and Antonio Davis to New York in exchange for Michael Sweetney, Tim Thomas, Jermaine Jackson, a conditional first round draft pick and two second round draft picks (10/04/05) ... exercised the fourth-year option on Kirk Hinrich (10/24/05) ... retired Scottie Pippen's No. 33 (12/09/05) ... Ben Gordon hit nine 3FG at Phoenix (02/04/06), a franchise record and an NBA season-high ... Gordon then went a perfect 9-of-9 on 3FG against Washington (04/14/06), tying his own franchise record for 3FGM in a game and matching the all-time NBA record for most 3FGM in a game without a miss ... team set franchise overtime records for most points scored (20), free throws made (14) and free throws attempted (16) at Orlando (04/17/06) ... held opponents to an NBA-best .426 - the second-consecutive season the team held the league's top defensive field goal percentage ... closed the regular season winning 12 of their final 14 games, including a season-high six game winning streak to end the season ... posted an NBA-best 9-1 mark during the month of April.

**PLAYOFFS:** Qualified for the second straight season ... eliminated in first round by Miami (4-2).

**HONORS:** Deng, Gordon and Nocioni (all Sophomore Team) participated in the T-Mobile Rookie Challenge during All-Star Weekend ... Gordon named Eastern Conference Player of the Week for games played April 10-16 ... Scott Skiles named Eastern Conference Coach of the Month for April ... for the second-consecutive season, the Bulls finished second in the NBA in attendance (averaged 21,188) and hosted 20 regular season sellouts at the United Center.

# 2006-2007 CHICAGO BULLS



MEDIA COMMUNITY HISTORY PLAYOFFS RECORDS 2011-12 SEASON OPPONENTS THE NBA PLAYERS BBALL OPS. FRONT OFFICE

GAME	DATE	W-L	OPPONENT	SCORE BULLS-OPP.	TOTAL RECORD	SK	BULLS HI. SCORER	BULLS HI. REBOUNDER	OPPONENT HI. SCORER	GAME ATTEN.
1	Oct. 31	W	@Miami	108-66	1-0	1-W	Hinrich-26	Nocioni/Wallace-11	Wade-25	20,229*
2	Nov. 1	L	@Orlando	94-109	1-1	1-L	Gordon-24	Wallace-5	Howard-27	17,451*
3	Nov. 3	L	SACRAMENTO	88-89	1-2	2-L	Deng-29	Wallace-13	Martin-30	22,454*
4	Nov. 6	W	MILWAUKEE	110-85	2-2	1-W	Gordon-37	Brown-11	Redd-30	21,715*
5	Nov. 9	L	@Cleveland	94-113	2-3	1-L	Hinrich-20	Brown-6	Gooden-20	19,947*
6	Nov. 11	W	INDIANA	89-80	3-3	1-W	Hinrich-23	Wallace-18	Harrington-19	22,555*
7	Nov. 14	L	@Dallas	99-111	3-4	1-L	Hinrich-25	Deng-10	Nowitzki-31	20,274*
8	Nov. 16	L	@Houston	100-101	3-5	2-L	Gordon-37	Hinrich-7	McGrady-21	16,764
9	Nov. 17	L	@San Antonio	83-100	3-6	3-L	Gordon-21	Wallace-10	Duncan-21	18,797*
10	Nov. 19	L	@L.A. Lakers	72-82	3-7	4-L	Nocioni-30	Wallace-12	Odum-23	18,997*
11	Nov. 21	L	@Denver	109-113	3-8	5-L	Hinrich-28	Wallace-16	Smith-36	16,172
12	Nov. 24	L	@Philadelphia	108-123	3-9	6-L	Deng-28	Nocioni-10	Iverson-26	16,795
13	Nov. 25	W	@New York	106-95	4-9	1-W	Deng-24	Deng-9	Crawford-26	19,763*
14	Nov. 28	W	NEW YORK	102-85	5-9	2-W	Gordon-23	Wallace-12	Curry-24	22,272*
15	Dec. 1	W	@NOK Hornets	111-108	6-9	3-W	Nocioni-31	Nocioni-13	Paul-33	19,164*
16	Dec. 2	W	WASHINGTON	112-94	7-9	4-W	Gordon-28	Thomas-10	Butler-21	22,180*
17	Dec. 4	W	BOSTON	100-82	8-9	5-W	Nocioni-20	Nocioni-7	Allen-20	21,794*
18	Dec. 6	W	PHILADELPHIA	121-94	9-9	6-W	Gordon-31	Deng-10	Iverson-25	21,908*
19	Dec. 8	W	TORONTO	93-90	10-9	7-W	Deng-25	Nocioni-14	Garbajosa-17	21,797*
20	Dec. 9	L	MINNESOTA	81-91	10-10	1-L	Gordon-21	Wallace-11	Garnett-18	22,011*
21	Dec. 11	W	INDIANA	106-91	11-10	1-W	Gordon-23	Wallace-13	Granger/Tinsley-21	21,764*
22	Dec. 13	W	SEATTLE	99-84	12-10	2-W	Gordon-27	Wallace-20	Lewis-18	21,812*
23	Dec. 15	W	MILWAUKEE	117-111	13-10	3-W	Hinrich-21	Wallace-27	Redd-32	21,972*
24	Dec. 16	W	@Atlanta	106-104 (OT)	14-10	4-W	Hinrich/Nocioni-24	Wallace-15	Johnson/M.Williams-23	17,236
25	Dec. 19	W	L.A. LAKERS	94-89	15-10	5-W	Deng-23	Deng-12	Bryant-19	22,761*
26	Dec. 22	L	@New York	92-103	15-11	1-L	Gordon-27	Wallace-10	Crawford-30	19,763*
27	Dec. 23	W	CHARLOTTE	115-76	16-11	1-W	Gordon-23	Nocioni-11	Ely-13	22,093*
28	Dec. 26	L	@Minnesota	98-100	16-12	1-L	Gordon-27	Deng/Nocioni-8	Garnett-26	16,294
29	Dec. 27	W	MIAMI	109-103	17-12	1-W	Gordon-40	Deng/Wallace-11	Williams-28	22,946*
30	Dec. 29	W	@Toronto	107-97	18-12	2-W	Deng-25	Wallace-10	Ford-20	19,800*
31	Dec. 30	W	CLEVELAND	103-96	19-12	3-W	Deng-32	Brown-10	James-33	22,965*
32	Jan. 2	L	PHOENIX	96-97	19-13	1-L	Gordon-41	Wallace-14	Stoudemire-24	22,853*
33	Jan. 5	L	@New Jersey	86-91	19-14	2-L	Deng-22	Deng/Wallace-11	Carter-21	18,569
34	Jan. 6	W	DETROIT	106-89	20-14	1-W	Deng-30	Wallace-14	Hamilton-27	22,865*
35	Jan. 8	L	HOUSTON	77-84	20-15	1-L	Gordon-24	Nocioni-11	McGrady-31	21,983*
36	Jan. 10	L	@Washington	103-113	20-16	2-L	Hinrich-33	Wallace-16	Butler-26	20,173
37	Jan. 11	L	NEW JERSEY	83-86	20-17	2-L	Nocioni-28	Deng/Nocioni-8	Kidd-23	21,931*
38	Jan. 13	W	MEMPHIS	111-66	21-17	1-W	Gordon-24	Sweetney-11	Gasol-16	22,104*
39	Jan. 15	W	SAN ANTONIO	99-87	22-17	2-W	Hinrich-23	Nocioni-11	Ginobili-22	22,218*
40	Jan. 17	W	@Milwaukee	99-90	23-17	3-W	Nocioni-21	Wallace-10	Ilyasova-22	14,386
41	Jan. 20	L	UTAH	85-95	23-18	1-L	Gordon-23	Brown/Wallace-9	Okur-21	22,351*
42	Jan. 22	L	@Indiana	91-98	23-19	2-L	Gordon-31	Deng-8	O'Neal-22	13,233
43	Jan. 23	W	ATLANTA	94-86	24-19	1-W	Deng-18	Brown-9	Johnson-29	22,390*
44	Jan. 25	W	DALLAS	96-85	25-19	2-W	Gordon-30	Wallace-17	Nowitzki-28	21,822*
45	Jan. 27	W	MIAMI	100-97	26-19	3-W	Gordon-34	Wallace-15	Wade-24	22,951*
46	Jan. 31	L	@L.A. Clippers	98-110	26-20	1-L	Hinrich-25	Deng-9	Brand-26	18,390
47	Feb. 2	W	@Seattle	107-101	27-20	1-W	Deng-27	Deng-12	Allen-29	16,291
48	Feb. 3	W	@Portland	88-86	28-20	2-W	Gordon-33	Wallace-12	Randolph-27	19,980*
49	Feb. 5	L	@Utah	95-100	28-21	1-L	Hinrich-26	Wallace-11	Okur-20	19,911*
50	Feb. 8	L	@Sacramento	77-86	28-22	2-L	Deng-20	Wallace-13	Martin-29	17,317*
51	Feb. 9	L	@Golden State	121-123 (OT)	28-23	3-L	Gordon-24	Wallace-17	Harrington-24	18,168
52	Feb. 11	W	@Phoenix	116-103	29-23	1-W	Deng/Hinrich-29	Deng-12	Barbosa/Stoudemire-26	18,422*
53	Feb. 13	L	TORONTO	111-112	29-24	1-L	Deng-30	Wallace-13	Bosh-25	21,776*
54	Feb. 14	L	@Charlotte	85-100	29-24	2-L	Gordon-20	Deng/Wallace-9	Wallace-32	14,908
55	Feb. 20	W	ATLANTA	106-81	30-24	1-W	Duhon-17	Wallace-14	Childress-16	21,849*
56	Feb. 22	W	@Cleveland	84-78	31-25	2-W	Deng-20	Wallace-19	James-29	20,562*
57	Feb. 23	W	WASHINGTON	105-90	32-25	3-W	Deng-32	Wallace-12	Arenas-36	22,618*
58	Feb. 25	L	@Detroit	93-95	32-26	1-L	Gordon-21	Brown-12	Hamilton-22	22,076*
59	Feb. 26	L	ORLANDO	87-94	32-27	2-L	Gordon-32	Wallace-8	Howard-21	22,031*
60	Feb. 28	W	GOLDEN STATE	113-83	33-27	1-W	Gordon-22	Wallace-9	Azubuike-23	21,814*
61	Mar. 2	W	NOK HORNETS	104-93	34-27	2-W	Gordon-27	Deng/Thomas/Wallace-7	Paul-16	22,056*
62	Mar. 4	W	@Milwaukee	126-121 (OT)	35-27	3-W	Gordon-48	Wallace-12	Redd-52	18,134
63	Mar. 7	L	@Miami	103-70	35-28	1-L	Gordon-14	Wallace-9	O'Neal-24	19,600*
64	Mar. 8	W	@Orlando	100-76	36-28	1-W	Gordon-25	Deng-14	Howard-17	17,451*
65	Mar. 11	W	@Boston	94-78	37-28	2-W	Hinrich-26	Wallace-14	Green-15	16,602
66	Mar. 13	W	BOSTON	95-87	38-28	3-W	Thomas-23	Wallace-16	Pierce-24	22,396*
67	Mar. 14	W	@Philadelphia	88-87	39-28	4-W	Deng-20	Wallace-11	Iquodala-19	14,855
68	Mar. 17	L	@Memphis	103-104	39-29	1-L	Gordon-33	Thomas/Wallace-8	Miller-25	14,793
69	Mar. 20	L	L.A. CLIPPERS	89-103	39-30	2-L	Hinrich-29	Wallace-16	Mobley-25	22,426*
70	Mar. 22	W	DENVER	109-108	40-30	1-W	Gordon-25	Deng-14	Iverson-31	22,646*
71	Mar. 25	W	@Indiana	92-90	41-30	2-W	Gordon-31	Wallace-14	O'Neal-39	18,165*
72	Mar. 26	W	PORTLAND	100-89	42-30	3-W	Deng-38	Wallace-16	Aldridge-20	21,834*
73	Mar. 29	W	DETROIT	83-81	43-30	4-W	Gordon-25	Wallace-19	Princes-26	22,243*
74	Mar. 31	L	CLEVELAND	108-112 (OT)	43-31	1-L	Gordon-37	Wallace-12	James-39	22,960*
75	Apr. 1	W	@Atlanta	105-97	44-31	1-W	Deng-30	Brown/Wallace-9	Smith-24	17,687
76	Apr. 4	W	@Detroit	106-88	45-31	2-W	Hinrich-29	Sefolosha-10	Billups-17	22,076*
77	Apr. 6	W	NEW JERSEY	105-74	46-31	3-W	Gordon-27	Deng-12	Carter-21	22,612*
78	Apr. 8	L	@Toronto	89-103	46-32	1-L	Gordon-27	Deng/Gordon-7	Parker-27	19,800*
79	Apr. 10	W	NEW YORK	98-49	47-32	1-W	Gordon-23	Wallace-10	Robinson-24	22,296*
80	Apr. 13	W	CHARLOTTE	100-81	48-32	2-W	Gordon-20	Wallace-12	Herrmann-14	22,340*
81	Apr. 15	W	@Washington	101-68	49-32	3-W	Gordon-30	Thomas/Wallace-10	Stevenson-13	20,173*
82	Apr. 18	L	@New Jersey	106-97	49-33	1-L	Hinrich-20	Deng-11	Carter-24	15,108



**LEFT TO RIGHT:** (front row): Adrian Griffin, Andrés Nocioni, Chris Duhon, Ben Gordon, Kirk Hinrich, Luol Deng, Andre Barrett. (middle row): Malik Allen, Michael Sweetney, P.J. Brown, Ben Wallace, Martynas Andriuskevicius, Viktor Khryapa, Tyrus Thomas, Thabo Sefolosha. (back row): Equipment Manager John Liganowski, Strength and Conditioning Coach Erik Helland, Assistant Coach Ron Adams, Assistant Coach/Advance Scout Mike Wilhelm, Assistant Coach Pete Myers, Head Coach Scott Skiles, Lead Assistant Coach Jim Boylan, Head Athletic Trainer Fred Tedeschi, Assistant Athletic Trainer Marc Boff, Assistant Strength and Conditioning Coach Michael Irr.

**DRAFT:** First round, LaMarcus Aldridge (Texas), Rodney Carney (Memphis). The Bulls then traded the rights to Aldridge to Portland for No. 4 pick Tyrus Thomas (LSU) and Viktor Khryapa. The Bulls also traded the rights to Carney, along with New York's 2007 second-round pick and cash, to Philadelphia for No. 13 pick Thabo Sefolosha (Switzerland).

**RECORD: 49-33 (THIRD PLACE)**

**REGULAR SEASON:** Named Jim Paxson Consultant (07/05/06) ... waived Othella Harrington (07/07/06), Howard Easley (07/21/06) and Luke Schenscher (10/30/06) ... signed free agents Ben Wallace (07/13/06) and Adrian Griffin (07/31/06) ... acquired P.J. Brown and J.R. Smith from New Orleans/Oklahoma City in exchange for Tyson Chandler (07/14/06) ... traded J.R. Smith to Denver in exchange for Howard Easley and two future second-round draft picks (07/20/06) ... acquired Martynas Andriuskevicius from Cleveland in exchange for Eddie Basden (08/18/06) ... named Michael Irr Assistant Strength Coach, Casey Owens Video Coordinator and Adam Tatalovich as Assistant Video Coordinator (08/23/06) ... picked up fourth-year options on Luol Deng, Ben Gordon and Viktor Khryapa (10/24/06) ... signed Kirk Hinrich to a multi-year extension (10/31/06) ... on opening night at Miami, the Bulls beat the defending champion Heat 108-66, marking the worst opening night defeat for a defending NBA champion in league history ... after starting the season 3-9, the Bulls won 12 of their next 13 games, including streaks of seven and five games ... team posted a 7-1 mark during its longest homestand in franchise history ... team finished with 49 wins in the regular season, the most since the 1998 championship season ... Luol Deng became the 15th player in team history to start all 82 games in a single season ... the Bulls finished second in the NBA in 3FG% (.388) and in opponent FG% (.435).

**PLAYOFFS:** Qualified for the third straight season ... defeated defending champion Miami 4-0 in the first round ... eliminated in the Eastern Conference Semifinals by Detroit 4-2.

**HONORS:** Tyrus Thomas competed in the 2007 Sprite Slam Dunk competition at All-Star Weekend in Las Vegas ... Ben Gordon also participated in the All-Star festivities, as he teamed with Bulls great Scottie Pippen and Candice Dupree of the WNBA's Chicago Sky in the Haier Shooting Stars Competition ... Ben Gordon was twice named Eastern Conference Player of the Week (01/29/07 and 04/16/07) ... Ben Wallace and Kirk Hinrich were each named to the All-Defensive Second Team ... Luol Deng was named recipient of the 2006-07 Sportsmanship Award ... Tyrus Thomas was selected to the 2007 T-Mobile NBA All-Rookie Second Team ... the Bulls averaged a league-leading 22,253 per home game and sold out all 41 regular season games and all five playoff games, to extend the franchise's sellout streak to 49 straight games.



GAME	DATE	W-L	OPPONENT	SCORE BULLS-OPP.	TOTAL RECORD	SK	BULLS HI. SCORER	BULLS HI. REBOUNDER	OPPONENT HI. SCORER	GAME ATTN.
1	Oct 31	L	@ New Jersey	103-112 (OT)	0-1	1-L	Gordon-27	Deng-11	Jefferson-29	17,342
2	Nov. 2	L	PHILADELPHIA	85-96	0-2	2-L	Gordon-25	Thomas-12	Miller-25	22,034*
3	Nov. 3	L	@ Milwaukee	72-78	0-3	3-L	Gordon-15	Smith-10	Redd-27	18,717*
4	Nov. 6	L	L.A. CLIPPERS	91-97	0-4	4-L	Deng-21	Deng-8	Mobley-33	21,742*
5	Nov. 8	W	DETROIT	97-93	1-4	1-W	Thomas-19	Thomas-14	Wallace-36	21,797*
6	Nov. 10	L	TORONTO	71-101	1-5	1-L	Nocioni-20	Sefolosa-6	Delfino-16	22,467*
7	Nov. 15	L	@ Phoenix	102-112	1-6	2-L	Gordon-24	Wallace-10	Barbosa-25	18,422*
8	Nov. 17	W	@ L.A. Clippers	92-73	2-6	1-W	Gordon-25	Wallace-13	Kaman-21	17,535
9	Nov. 18	L	@ L.A. Lakers	78-106	2-7	1-L	Gordon-20	Wallace-8	Bryant-18	18,991*
10	Nov. 20	L	@ Denver	91-112	2-8	2-L	Noah-16	Wallace-12	Anthony-26	17,106
11	Nov. 24	L	@ New York	78-85	2-9	3-L	Nocioni-23	Wallace-12	Curry-21	19,763*
12	Nov. 25	L	@ Toronto	78-93	2-10	4-L	Deng-21	Deng-9	Calderon-19	19,800*
13	Nov. 27	W	ATLANTA	90-78	3-10	1-W	Deng-22	Thomas/Wallace-12	Johnson-21	21,826*
14	Dec. 1	W	CHARLOTTE	111-95	4-10	2-W	Gordon-34	Wallace-19	Richardson-22	21,729*
15	Dec. 3	L	DALLAS	98-103	4-11	1-L	Nocioni-30	Duhon-9	Jo. Howard-27	21,780*
16	Dec. 5	W	@ Charlotte	91-82	5-11	1-W	Deng-30	Nocioni-11	Wallace-22	13,227
17	Dec. 7	W	@ Detroit	98-91	6-11	2-W	Nocioni-22	Smith-14	Billups-27	22,076*
18	Dec. 8	L	BOSTON	81-92	6-12	1-L	Nocioni-18	Wallace-14	Allen-21	22,778*
19	Dec. 11	W	SEATTLE	123-96	7-12	1-W	Gordon-27	Thomas-9	Durant-16	21,772*
20	Dec. 12	L	@ Indiana	102-117	7-13	1-L	Gordon-18	Deng-7	Rush-22	10,381
21	Dec. 14	W	NEW YORK	101-96	8-13	1-W	Deng-29	Hinrich-12	Randolph-27	21,751*
22	Dec. 18	L	L.A. LAKERS	91-103	8-14	1-L	Deng-26	Nocioni/Deng-7	Vujacic-19	22,310*
23	Dec. 19	W	@ Washington	95-84	9-14	1-W	Gordon-22	Gray-10	Butler-29	14,792
24	Dec. 21	L	@ Boston	82-107	9-15	1-L	Gordon-19	Thomas-9	Pierce-22	18,624*
25	Dec. 22	L	HOUSTON	98-116	9-16	2-L	Hinrich-22	Deng-7	McGrady/Wells-20	22,434*
26	Dec. 26	L	@ San Antonio	79-94	9-17	3-L	Smith-19	Smith-11	Parker-28	18,791*
27	Dec. 28	W	MILWAUKEE	103-99	10-17	1-W	Gordon-31	Deng/Wallace-10	Redd-34	22,189*
28	Dec. 30	W	@ New York	100-83	11-17	2-W	Gordon-25	Wallace-10	Robinson-19	19,763*
29	Dec. 31	L	ORLANDO	110-112 (OT)	11-18	1-L	Gordon-39	Wallace-12	Nelson-22	22,126*
30	Jan. 2	W	@ Charlotte	109-97	12-18	1-W	Gordon-22	Deng-13	Richardson-28	11,568
31	Jan. 3	L	PORTLAND	109-115 (2 OT)	12-19	1-L	Gordon-32	Wallace-14	Ray-25	21,756*
32	Jan. 5	W	SACRAMENTO	94-93	13-19	1-W	Nocioni-26	Wallace-11	Miller-22	21,908*
33	Jan. 8	L	NEW YORK	100-105	13-20	1-L	Smith-22	Smith-12	Curry-29	21,838*
34	Jan. 11	W	@ Philadelphia	100-97	14-20	1-W	Nocioni-26	Wallace-8	Iguodala-25	17,046
35	Jan. 13	L	@ Atlanta	84-105	14-21	1-L	Deng-28	Wallace-13	Johnson-37	16,065
36	Jan. 15	L	@ Orlando	88-102	14-22	2-L	Smith-13	Noah-11	Lewis-26	17,519*
37	Jan. 16	W	@ Miami	126-96	15-22	1-W	Gordon-24	Noah-8	O'Neal/Wade-24	19,600*
38	Jan. 18	L	GOLDEN STATE	111-119	15-23	1-L	Gordon-29	Deng-12	Davis-40	21,896*
39	Jan. 19	W	DETROIT	97-81	16-23	1-W	Gordon-33	Sefolosa-13	Billups-27	22,657*
40	Jan. 21	L	@ Memphis	90-104	16-24	1-L	Gordon-25	Wallace-13	Gay/Miller-24	18,119*
41	Jan. 23	W	INDIANA	108-95	17-24	1-W	Hinrich-38	Noah-15	Granger-33	21,774*
42	Jan. 25	L	CHARLOTTE	77-90	17-25	1-L	Nocioni-25	Sefolosa-10	Okafor/Wallace-21	17,761*
43	Jan. 27	L	PHOENIX	77-88	17-26	2-L	Hinrich-31	Thomas-11	Stoudemire-24	22,245*
44	Jan. 29	W	MINNESOTA	96-85	18-26	1-W	Hinrich-27	Noah-13	Jefferson-20	21,725*
45	Jan. 30	L	@ Minnesota	67-83	18-27	1-L	Hinrich/Sefolosa-14	Noah/Sef/Wallace-8	Jefferson-26	10,910
46	Feb. 2	L	@ Sacramento	101-105	18-28	2-L	Gordon-33	Wallace-9	Artest-28	15,526
47	Feb. 4	W	@ Seattle	118-108	19-28	1-W	Smith-25	Smith/Wallace-10	Sczerbiak-21	10,935
48	Feb. 6	L	@ Portland	97-100	19-29	1-L	Nocioni/Sefolosa-22	Wallace-8	Ray-28	20,126*
49	Feb. 7	W	@ Golden State	114-108	20-29	1-W	Duhon-34	Noah-10	Ellis-25	19,596*
50	Feb. 9	L	@ Utah	87-97	20-30	1-L	Sefolosa-22	Sefolosa/Wall-7	Boozer-22	19,911*
51	Feb. 12	L	NEW ORLEANS	86-100	20-31	2-L	Nocioni-28	Wallace-16	Iguodala/West-27	21,739*
52	Feb. 14	W	MIAMI	99-92	21-31	1-W	Hinrich-24	Sefol/Thomas-12	Stojakovic-30	21,792*
53	Feb. 20	L	@ New Jersey	102-110 (OT)	21-32	1-L	Smith-17	Noc./Smith/Wall-9	Carter-33	15,150
54	Feb. 22	W	DENVER	135-121	22-32	1-W	Gordon-37	Smith-11	Deni-8	21,848*
55	Feb. 24	L	@ Houston	97-110	22-33	1-L	Thomas-18	Gooden-8	McGrady-24	18,275*
56	Feb. 25	L	@ Dallas	94-102	22-34	2-L	Gordon-25	Deng-9	Nowitzki-29	20,340*
57	Feb. 27	W	@ Indiana	113-107	23-34	1-W	Hughes-29	Gooden-15	Dunleavy-25	10,356
58	Feb. 29	L	WASHINGTON	91-97	23-35	1-L	Nocioni-19	Deng-11	Biche/Jmson/Mason-17	21,884*
59	Mar. 2	L	@ Cleveland	86-95	23-36	2-L	Hughes-23	Gooden-10	James-37	20,562*
60	Mar. 4	W	MEMPHIS	112-97	24-36	1-W	Deng/Gooden-21	Gooden-14	Lowry-24	21,725*
61	Mar. 6	W	CLEVELAND	107-96	25-36	2-W	Deng/Gordon-23	Noah-20	James-39	21,725*
62	Mar. 7	L	@ Boston	93-116	25-37	1-L	Gordon-20	Gray-8	Pierce-22	18,624*
63	Mar. 9	L	@ Detroit	109-116	25-38	2-L	Gordon-27	Gooden-8	Billups-34	22,076*
64	Mar. 11	W	UTAH	108-96	26-38	1-W	Gooden-24	Gooden-10	Okur-22	21,969*
65	Mar. 14	L	PHILADELPHIA	106-110	26-39	1-L	Deng-21	Gooden-9	Iguodala-25	22,069*
66	Mar. 17	W	@ New Orleans	97-108	26-40	2-L	Gordon-31	Gooden-12	Paul-37	14,337
67	Mar. 18	W	NEW JERSEY	112-96	27-40	1-W	Deng-20	Gooden-11	Carter-22	22,070*
68	Mar. 20	L	SAN ANTONIO	80-102	27-41	1-L	Deng-18	Gordon-8	Parker-23	22,353*
69	Mar. 22	L	INDIANA	101-108	27-42	2-L	Deng-22	Gooden/Hughes-10	Dunleavy-25	21,752*
70	Mar. 25	W	ATLANTA	103-94	28-42	1-W	Gooden-31	Gooden-16	Childress-22	21,806*
71	Mar. 26	L	@ Philadelphia	99-121	28-43	1-L	Sefolosa-20	Gooden-8	Williams-23	18,620
72	Mar. 28	L	@ Atlanta	103-106	28-44	2-L	Deng-19	Noah-7	Bibby-30	17,223
73	Mar. 29	W	MILWAUKEE	114-111	29-44	1-W	Hughes-19	Noah-15	Redd-33	21,963*
74	Apr. 1	L	BOSTON	92-106	29-45	1-L	Thomas-24	Noah-8	R. Allen-22	22,225*
75	Apr. 3	W	@ Cleveland	101-98	30-45	1-W	Hughes-25	Hughes-8	James-33	20,562*
76	Apr. 5	L	WASHINGTON	87-99	30-46	1-L	Gordon-18	Sefolosa-7	Haywood-25	21,929*
77	Apr. 8	L	@ Miami	88-95	30-47	2-L	Deng-25	Noah-13	Powell-18	19,175
78	Apr. 9	L	@ Orlando	83-115	30-48	3-L	Hinrich-19	Deng-7	Howard-30	17,519*
79	Apr. 11	W	CLEVELAND	100-95	31-48	1-W	Deng-21	Thomas-14	James-34	22,084*
80	Apr. 13	L	ORLANDO	84-104	31-49	1-L	Nocioni-22	Deng-7	Turkoglu-24	21,973*
81	Apr. 14	W	@ Milwaukee	151-135	32-49	1-W	Deng-32	Sefolosa/Thomas-8	Bohut-25	16,212
82	Apr. 16	W	TORONTO	107-97	33-49	2-W	Thomas-26	Gray-22	Ford-18	21,909*

\* home sellout



**LEFT TO RIGHT:** (front row): Chris Duhon, Andrés Nocioni, Ben Gordon, Kirk Hinrich, Larry Hughes, Thabo Sefolosha. (middle row): Assistant Athletic Trainer Marc Boff, Luol Deng, Tyrus Thomas, Aaron Gray, Joakim Noah, Drew Gooden, Demitrius Nichols, Head Athletic Trainer Fred Tedeschi. (back row): Equipment Manager John Ligmanowski, Strength and Conditioning Coach Erik Helland, Assistant Coach Mike Brown, Assistant Coach Ron Adams, Assistant Coach Pete Myers, Head Coach Jim Boylan, Assistant Coach/Advance Scout Mike Wilhelm, Assistant Strength and Conditioning Coach Michael Irr, Video Coordinator Adam Tatalovich.

**DRAFT:** First round, Joakim Noah (Florida); second round, Aaron Gray (Pittsburgh), James On Curry (Oklahoma State).

**RECORD: 33-49 (FOURTH PLACE)**

**REGULAR SEASON:** Re-signed free agent Andrés Nocioni and signed free agent Joe Smith (07/18/07) ... exercised third-year options on Thabo Sefolosha and Tyrus Thomas (10/19/07) ... relieved Scott Skiles of head coaching duties (12/24/07) ... named Jim Boylan Interim Head Coach (12/27/07) ... named Michael Brown Assistant Coach (01/29/08) ... waived Viktor Khryapa (02/06/08) ... acquired Drew Gooden, Larry Hughes, Shannon Brown and Cedric Simmons from Cleveland in exchange for Ben Wallace, Joe Smith and Chicago's 2009 regular second round draft pick; also traded Adrian Griffin to Seattle (02/21/08) ... the team's 33-49 record qualified it for the NBA Lottery.

**PLAYOFFS:** Failed to qualify.

**HONORS:** Chris Duhon participated in the All-Star festivities in New Orleans, as he teamed with former Bull B.J. Armstrong and Candice Dupree of the WNBA's Chicago Sky in the Haier Shooting Stars Competition ... the Bulls ranked second in the NBA in attendance with an average of 21,988 fans per game and sold out all 41 regular season games, to extend the franchise's sellout streak to 90 consecutive games.

# 2008-2009 CHICAGO BULLS



MEDIA COMMUNITY HISTORY PLAYOFFS RECORDS 2011-12 SEASON OPPONENTS THE NBA PLAYERS BALL OPS. FRONT OFFICE

GAME	DATE	W-L	OPPONENT	SCORE BULLS-OPP.	TOTAL RECORD	SK	BULLS HI. SCORER	BULLS HI. REBOUNDER	OPPONENT HI. SCORER	GAME ATTN.
1	Oct. 28	W	MILWAUKEE	108-95	1-0	1-W	Deng-21	Thomas-10	Redd-30	21,762*
2	Oct. 31	L	@ Boston	80-96	1-1	1-L	Rose-18	Noah-13	Garnett-18	18,624
3	Nov. 1	W	MEMPHIS	96-86	2-1	1-W	Rose-26	Gooden-20	Gay-20	21,785*
4	Nov. 3	L	@ Orlando	93-96	2-2	1-L	Gooden-21	Deng/Noctoni-7	Howard-20	15,606
5	Nov. 5	L	@ Cleveland	93-107	2-3	2-L	Gordon-31	Gooden-9	James-41	20,562
6	Nov. 7	W	PHOENIX	100-83	3-3	1-W	Gordon-23	Noah-14	Stoudemire-26	21,967*
7	Nov. 8	L	CLEVELAND	97-106	3-4	1-L	Gordon-29	Thomas-8	James-41	21,965*
8	Nov. 11	L	ATLANTA	108-113	3-5	2-L	Rose-26	Deng/Gray/Rose-10	Horford-27	21,738*
9	Nov. 13	W	DALLAS	98-91	4-5	1-W	Gordon-35	Deng/Rose-9	Howard-21	21,751*
10	Nov. 15	W	INDIANA	104-91	5-5	2-W	Rose-23	Noctoni-11	Ford-16	21,759*
11	Nov. 18	L	@ L.A. Lakers	109-116	5-6	1-L	Rose-25	Noctoni-8	Gasol-34	18,997
12	Nov. 19	L	@ Portland	74-116	5-7	2-L	Noctoni-13	Thomas-7	Roy-20	20,599
13	Nov. 21	W	@ Golden State	115-110	6-7	1-W	Hughes-26	Gooden-16	Jackson-32	19,596
14	Nov. 23	L	@ Denver	101-114	6-8	1-L	Gordon-28	Noah-9	Martin-26	16,202
15	Nov. 24	W	@ Utah	101-100	7-8	1-W	Rose-25	Thomas-8	Okur-26	19,911
16	Nov. 26	L	@ San Antonio	88-98	7-9	1-L	Gordon-23	Gooden-12	Dunca-21	17,837
17	Nov. 30	W	@ Philadelphia	103-92	8-9	1-W	Gordon-21	Gooden-12	Brand-21	13,561
18	Dec. 2	L	PHILADELPHIA	95-103 (OT)	8-10	1-L	Rose-24	Thomas-13	Miller-28	20,485
19	Dec. 3	L	@ Milwaukee	90-97	9-11	2-L	Gordon-22	Gooden-9	Villanueva-23	13,684
20	Dec. 6	W	WASHINGTON	117-110	9-11	1-W	Deng-26	Gooden-10	Butler-27	21,741*
21	Dec. 9	W	NEW YORK	105-100	10-11	2-W	Gooden-22	Gooden-16	Harrington-28	19,519
22	Dec. 12	L	@ Memphis	96-103	10-12	1-L	Gordon-26	Gooden-13	Gay-29	17,132
23	Dec. 13	W	NEW JERSEY	113-104	11-12	1-W	Gordon-29	Noah-8	Carter-39	21,751*
24	Dec. 16	L	@ Charlotte	101-110 (OT)	11-13	1-L	Gordon-25	Gooden/Thomas-9	Augustin-29	11,225
25	Dec. 17	W	L.A. CLIPPERS	115-109 (OT)	12-13	1-W	Gordon/Noctoni-22	Gooden-18	Randolph-30	20,102
26	Dec. 19	L	@ Boston	108-126	12-14	1-L	Deng-19	Gray-8	Allen-27	18,624
27	Dec. 20	W	UTAH	106-98	13-14	1-W	Gordon-26	Noah-9	Okur-23	22,046*
28	Dec. 23	L	@ Detroit	98-104	13-15	1-L	Hughes-19	Thomas-12	Stuckey-40	22,076
29	Dec. 26	L	@ Miami	77-90	13-16	2-L	Gordon-15	Wade-28	Gray-11	19,600
30	Dec. 27	L	@ Atlanta	117-129	13-17	3-L	Gordon-33	Thomas-9	Johnson-41	18,031
31	Dec. 29	W	@ New Jersey	100-87	14-17	1-W	Gordon-24	Noctoni-8	Carter-31	18,786
32	Dec. 31	L	ORLANDO	94-113	14-18	1-L	Noah-19	Noah-11	Lewis-21	21,861*
33	Jan. 2	L	@ Cleveland	92-117	14-19	2-L	Gordon-22	Noah-10	Varejao-26	20,562
34	Jan. 3	L	MINNESOTA	92-102	14-20	3-L	Rose-22	Gordon-6	Foye-21	20,516
35	Jan. 6	W	SACRAMENTO	99-94	15-20	1-W	Gordon-24	Gooden-10	Martin-29	18,060
36	Jan. 9	W	WASHINGTON	98-86	16-20	2-W	Gordon-22	Gooden-11	Young-28	20,125
37	Jan. 10	L	OKLAHOMA CITY	98-109 (OT)	16-21	1-L	Gordon-22	Gooden-12	Durant-28	20,469
38	Jan. 12	L	PORTLAND	95-109	16-22	2-L	Gooden-22	Gooden-9	Outlaw-33	18,996
39	Jan. 14	W	@ Toronto	102-98	17-22	1-W	Rose-25	Deng-14	Bargnani-31	18,494
40	Jan. 15	W	CLEVELAND	102-93 (OT)	18-22	2-W	Deng-22	Deng-8	James-28	21,297
41	Jan. 17	L	SAN ANTONIO	87-92	18-23	1-L	Gordon-20	Noctoni-15	Ginobili-27	22,100*
42	Jan. 19	L	@ New York	98-102	18-24	2-L	Deng/Rose-20	Noah-18	Richardson-24	18,807
43	Jan. 20	L	ATLANTA	102-105	18-25	3-L	Gordon-21	Noah-11	Bibby-31	20,389
44	Jan. 23	L	TORONTO	94-114	18-26	4-L	Gordon-19	Gray-7	Calderon-23	20,886
45	Jan. 25	L	@ Minnesota	108-109 (OT)	18-27	5-L	Gordon-23	Noah-10	Jefferson-39	16,009
46	Jan. 28	W	@ L.A. Clippers	95-75	19-27	1-W	Deng-23	Thomas-10	Gordon-19	15,637
47	Jan. 30	W	@ Sacramento	109-88	20-27	2-W	Deng/Gordon-20	Thomas-10	Martin-27	13,356
48	Jan. 31	W	@ Phoenix	122-111	21-27	3-W	Gordon/Rose-26	Deng-10	Barbosa-32	18,422
49	Feb. 3	L	@ Houston	100-107	21-28	1-L	Deng-28	Thomas-13	Yao-28	16,653
50	Feb. 4	W	@ New Orleans	107-93	22-28	1-W	Rose-21	Thomas-10	Stojakovic/West-24	16,270
51	Feb. 7	L	@ Dallas	114-115 (OT)	22-29	1-L	Gordon-28	Thomas-12	Nowitzki-44	20,349
52	Feb. 10	W	DETROIT	107-102	23-29	1-W	Gordon-24	Noah-16	Hamilton-30	21,896*
53	Feb. 12	L	MIAMI	93-95	23-30	1-L	Gordon-34	Noah-11	Wade-24	21,801*
54	Feb. 18	W	@ Milwaukee	113-104	24-30	1-W	Hinrich-31	Noah-9	Jefferson-32	15,309
55	Feb. 20	W	DENVER	116-99	25-30	2-W	Gordon-37	Deng/Thomas-12	Billups-25	21,970*
56	Feb. 22	L	@ Indiana	91-98	25-31	1-L	Gordon-28	Noah-12	Murphy-27	17,083
57	Feb. 24	W	ORLANDO	120-102	26-31	1-W	Rose-22	Noah-8	Howard-26	21,902*
58	Feb. 25	L	@ New Jersey	99-111	26-32	1-L	Gordon-17	Ty. Thomas-11	Harris-42	14,075
59	Feb. 27	L	@ Washington	90-113	26-33	2-L	Salmons-25	Miller-11	Jamison-27	18,114
60	Feb. 28	W	HOUSTON	105-102	27-33	1-W	Rose-22	Noah-15	Artest-32	22,394*
61	Mar. 3	L	@ Charlotte	80-96	27-34	1-L	Gordon/Ty. Thomas-14	Ty. Thomas-12	Bell/Felton-18	14,216
62	Mar. 4	W	GOLDEN STATE	110-88	28-34	1-W	Salmons-23	Noah-17	Jackson-19	20,108*
63	Mar. 6	W	MILWAUKEE	117-102	29-34	2-W	Gordon-34	Noah-13	Jefferson-27	21,186
64	Mar. 9	L	@ Miami	127-130 (2 OT)	29-35	1-L	Gordon-48	Noah-15	Wade-48	19,600
65	Mar. 11	L	@ Orlando	79-107	29-36	2-L	Salmons-18	Salmons-8	Battle-18	17,461
66	Mar. 13	L	@ Philadelphia	101-104	29-37	3-L	Rose-20	Noah-9	Young-31	17,563
67	Mar. 14	W	NEW ORLEANS	97-79	30-37	1-W	Gordon-27	Miller/Noah-9	Paul-29	22,135*
68	Mar. 17	W	BOSTON	127-121	31-37	2-W	Salmons-38	Miller-14	Pierce-37	22,107*
69	Mar. 18	W	@ Oklahoma City	103-96	32-37	3-W	Rose-25	Ty. Thomas-11	Durant-28	19,136
70	Mar. 21	L	L.A. LAKERS	109-117	32-38	1-L	Salmons-30	Ty. Thomas-16	Bryant-28	23,011*
71	Mar. 23	W	@ Washington	101-99	33-38	1-W	Gordon-21	Noah-12	Jamison-34	15,421
72	Mar. 24	W	DETROIT	99-91	34-38	2-W	Hinrich-27	Ty. Thomas-12	Bynum/Prince-20	20,502
73	Mar. 26	W	MIAMI	106-87	35-38	3-W	Salmons-27	Ty. Thomas-13	Wade-31	21,908*
74	Mar. 28	W	INDIANA	112-106	36-38	4-W	Gordon-25	Rose-9	Granger-32	20,756
75	Mar. 29	L	@ Toronto	129-134 (OT)	36-39	1-L	Gordon-37	Miller-10	Bosh-31	18,949
76	Mar. 31	L	@ Indiana	105-107	36-40	2-L	Rose-24	Rose-11	Granger-31	15,687
77	Apr. 4	W	NEW JERSEY	103-94	37-40	1-W	Gordon-18	Noah-10	Lopez-20	21,424
78	Apr. 7	W	NEW YORK	110-103	38-40	2-W	Hinrich-25	Miller-12	Chandler-26	20,764
79	Apr. 9	W	PHILADELPHIA	113-99	39-40	3-W	Gordon/Ty. Thomas-24	Gordon/Noah-7	Miller-20	20,791
80	Apr. 11	W	CHARLOTTE	113-106	40-40	4-W	Gordon-39	Noah-12	Felton-26	20,265
81	Apr. 13	W	@ Detroit	91-88	41-40	5-W	Rose-24	Noah-13	Hamilton-25	22,076*
82	Apr. 15	L	TORONTO	98-109	41-41	1-L	Gordon-23	Miller-11	Marion-34	20,677





**LEFT TO RIGHT:** (front row) John Salmons, Kirk Hinrich, Derrick Rose, Ben Gordon, Lindsey Hunter, Anthony Roberson. (middle row) Head Athletic Trainer Fred Tedeschi, Luol Deng, Brad Miller, Aaron Gray, Joakim Noah, Linton Johnson III, Tyrus Thomas, Assistant Athletic Trainer Jeff Tanaka. (back row): Equipment Manager John Liganowski, Assistant Strength and Conditioning Coach Joshua Bonhotal, Assistant Coach/Player Development Dave Severns, Assistant Coach Pete Myers, Assistant Coach Del Harris, Head Coach Vinny Del Negro, Assistant Coach Bernie Bickerstaff, Assistant Coach Bob Ocieпка, Assistant Coach Mike Wilhelm, Video Coordinator Adam Tatalovich, Strength and Conditioning Coach Erik Helland. Inset: Tim Thomas.

**DRAFT:** First round, Derrick Rose (Memphis); Second round, Sonny Weems (Arkansas). In a three-team deal, the Bulls then traded the rights to Weems to Denver, along with Denver's 2009 regular second-round pick, the New York Knicks' 2009 regular second-round pick (acquired from New York in a trade on 10/04/05), and Chicago's 2010 regular second-round draft pick to Portland, for No. 36 pick Omer Asik (Turkey).

**RECORD: 41-41 (SECOND PLACE)**

**REGULAR SEASON:** Named Vinny Del Negro Head Coach (06/11/08) ... signed draft pick Derrick Rose (07/02/08) ... named Del Harris, Bernie Bickerstaff and Bob Ocieпка assistant coaches (07/03/08) ... re-signed Luol Deng (07/31/08) ... re-signed Ben Gordon (10/01/08) ... signed Lindsey Hunter (11/13/08) ... acquired Brad Miller and John Salmons from Sacramento, in exchange for Andrés Nocioni, Drew Gooden, Cedric Simmons and Michael Ruffin (02/18/09) ... received Tim Thomas, Jerome James and Anthony Roberson from the New York Knicks for Larry Hughes (02/19/09) ... traded Thabo Sefolosha to Oklahoma City, in exchange for a 2009 first-round draft pick (02/19/09) ... Bulls legends Norm Van Lier and Johnny "Red" Kerr passed away on the same day (02/26/09) ... the team's 41-41 record earned Chicago the seventh seed in the Eastern Conference Playoffs.

**PLAYOFFS:** Qualified for the first time since 2007, and the fourth time in five seasons ... eliminated in the first round by the Boston Celtics (4-3).

**HONORS:** Derrick Rose earned Eastern Conference T-Mobile Rookie of the Month honors for the months of November, December and March, and became the first Bull since Ben Gordon in 2004-05 to claim the accolade three times in a single season ... Johnny "Red" Kerr received the 2009 John W. Bunn Lifetime Achievement Award from the Naismith Memorial Basketball Hall of Fame ... Derrick Rose won the PlayStation Skills Challenge at All-Star Weekend in Phoenix ... Rose joined Michael Jordan and Elton Brand (co-ROY) as the third Bulls player to win the Rookie of the Year Award when he was named the 2008-09 T-Mobile NBA Rookie of the Year winner ... Rose was also a unanimous selection to the 2008-09 T-Mobile NBA All-Rookie First Team ... the Bulls ranked second in the NBA in attendance with an average of 21,187 fans per game, and sold out 21 regular season games.



GAME	DATE	W-L	OPPONENT	SCORE BULLS-OPP.	TOTAL RECORD	SK	BULLS HI. SCORER	BULLS HI. REBOUNDER	OPPONENT HI. SCORER	GAME ATTN.
1	Oct. 29	W	SAN ANTONIO	92-85	1-0	1-W	Deng-17	Noah-10	Duncan-28	21,412*
2	Oct. 30	L	@ Boston	90-118	1-1	1-L	Noah-16	Noah-10	House/Pierce/22	18,624
3	Nov. 1	L	@ Miami	87-95	1-2	2-L	Deng-26	Deng-8	Wade-25	15,865
4	Nov. 3	W	MILWAUKEE	83-81	2-2	1-W	Deng-24	Deng-20	Jennings-25	19,789
5	Nov. 5	W	@ Cleveland	86-85	3-2	2-W	Deng-15	Noah-11	James-25	20,562
6	Nov. 7	W	CHARLOTTE	93-90	4-2	3-W	Salmons-27	Noah-16	Diaw-20	21,108*
7	Nov. 10	L	DENVER	89-90	4-3	1-L	Rose-22	Noah-21	Anthony-20	21,409*
8	Nov. 11	L	@ Toronto	89-99	4-4	2-L	Deng/Gibson-18	Noah-11	Bosh-28	16,310
9	Nov. 14	W	PHILADELPHIA	94-88	5-4	1-W	Deng/Hinrich-19	Noah-12	Igualda-24	21,837*
10	Nov. 17	W	@ Sacramento	101-87	6-4	2-W	Salmons-23	Noah-14	Greene-24	12,634
11	Nov. 19	L	@ L.A. Lakers	93-108	6-5	1-L	Rose-20	Noah-15	Gasol-24	18,997
12	Nov. 21	L	@ Denver	93-112	6-6	2-L	Rose-28	Gibson-12	Anthony-30	19,359
13	Nov. 23	L	@ Portland	98-122	6-7	3-L	Deng-25	Noah-8	Aldridge/Oden-24	20,383
14	Nov. 26	L	@ Utah	86-105	6-8	4-L	Deng-26	Noah-9	Boozer-28	18,045
15	Nov. 30	L	@ Milwaukee	97-99	6-9	5-L	Salmons-23	Noah-17	Boqut-22	13,684
16	Dec. 2	W	DETROIT	92-85	7-9	1-W	Salmons-22	Noah-14	Gordon-18	21,523*
17	Dec. 4	L	@ Cleveland	87-101	7-10	1-L	Gibson-14	Gibson-13	James-23	20,565
18	Dec. 5	L	TORONTO	78-110	7-11	2-L	Salmons/Pargo-13	Noah-7	Bosh-25	20,481
19	Dec. 8	L	NEW JERSEY	101-103	7-12	3-L	Deng/Rose-27	Deng/Noah-9	Lopez-25	17,872
20	Dec. 9	L	@ Atlanta	83-118	7-13	4-L	Rose-19	Noah-11	Crawford-29	16,808
21	Dec. 11	W	GOLDEN STATE	96-91 (OT)	8-13	1-W	Deng-21	Noah-13	Ellis-27	18,803
22	Dec. 12	L	BOSTON	80-106	8-14	1-L	Rose-19	Noah-14	Rondo-16	21,257*
23	Dec. 15	L	L.A. LAKERS	87-96	8-15	2-L	Deng/Rose-21	Noah-20	Bryant-42	21,416*
24	Dec. 17	W	NEW YORK	98-89	9-15	1-W	Deng-24	Deng-13	Duhon/Gall/Hrington-18	19,791
25	Dec. 19	W	ATLANTA	101-98 (OT)	10-15	2-W	Rose-32	Deng-12	Johnson-40	21,381*
26	Dec. 21	L	SACRAMENTO	98-102	10-16	1-L	Deng-26	Noah-10	Evans-23	19,631
27	Dec. 22	L	@ New York	81-88	10-17	2-L	Rose-26	Noah-21	Harrington-20	19,763
28	Dec. 26	W	NEW ORLEANS	96-85	11-17	1-W	Thomas-21	Noah-18	D. Brown-22	22,088*
29	Dec. 29	W	INDIANA	104-95	12-17	2-W	Rose-28	Thomas-15	Hibbert-17	21,887*
30	Dec. 31	W	@ Detroit	98-87	13-17	3-W	Rose-22	Noah-21	Stuckey-22	22,076
31	Jan. 2	W	ORLANDO	101-93	14-17	4-W	Rose-30	Gibson-12	Barnes-23	21,162*
32	Jan. 4	L	OKLAHOMA CITY	85-98	14-18	1-L	Rose-19	Noah-14	Westbrook-29	18,838
33	Jan. 5	L	@ Charlotte	108-113	14-19	2-L	Rose-24	Deng-9	Wallace-32	13,749
34	Jan. 8	L	@ Milwaukee	93-96	14-20	3-L	Rose-25	Noah-18	Boqut-27	18,717
35	Jan. 9	W	MINNESOTA	110-96	15-20	1-W	Hinrich/Noah-20	Gibson/Noah-9	Gomes-15	20,255
36	Jan. 11	W	DETROIT	120-87	16-20	2-W	Deng-27	Noah-11	Hamilton-17	21,014*
37	Jan. 14	W	@ Boston	96-83	17-20	3-W	Deng-25	Noah-11	Pierce-20	18,624
38	Jan. 15	W	WASHINGTON	121-19 (2 OT)	18-20	4-W	Rose-37	Noah-15	Jamison-34	20,304
39	Jan. 18	L	@ Golden State	97-114	18-21	1-L	Salmons-25	Noah-16	Ellis-36	19,208
40	Jan. 20	L	@ L.A. Clippers	97-104	18-22	2-L	Rose-23	Noah-15	Davis-23	16,794
41	Jan. 22	W	@ Phoenix	115-104	19-22	1-W	Rose-32	Gibson/Noah-8	Stoudemire-23	18,422
42	Jan. 23	W	@ Houston	104-97	20-22	2-W	Miller-27	Gibson-14	Landry-22	19,119
43	Jan. 25	W	@ San Antonio	98-93	21-22	3-W	Rose-27	Deng-9	Parker-20	18,581
44	Jan. 27	W	@ Oklahoma City	96-86	22-22	4-W	Rose-26	Gibson-15	Durant-28	17,562
45	Jan. 29	W	@ New Orleans	108-106 (OT)	23-22	5-W	Deng-26	Noah-18	West-29	16,578
46	Feb. 2	L	L.A. CLIPPERS	82-90	23-23	1-L	Deng-18	Thomas-9	Gordon-24	19,335
47	Feb. 3	L	@ Philadelphia	103-106 (OT)	23-24	2-L	Rose-30	Deng-11	Brand-26	13,295
48	Feb. 5	L	@ Atlanta	81-91	23-25	3-L	Deng-20	Hinrich-9	Johnson/Josh Smith-18	18,729
49	Feb. 6	W	MIAMI	95-91	24-25	1-W	Deng-25	Miller-8	O'Neal-24	22,352*
50	Feb. 9	W	@ Indiana	109-101	25-25	2-W	Deng-23	Granger-27	Granger-27	12,945
51	Feb. 10	L	ORLANDO	87-108	25-26	1-L	Deng-23	Deng-7	Howard-18	21,566*
52	Feb. 16	W	NEW YORK	118-85	26-26	1-W	Rose-29	Gibson-10	Lee-24	20,989*
53	Feb. 17	W	@ New York	115-109	27-26	2-W	Rose-27	Gibson-16	Harrington-27	19,763
54	Feb. 19	W	@ Minnesota	100-94	28-26	3-W	Hinrich-20	Miller-10	Brewer-19	18,183
55	Feb. 20	W	PHILADELPHIA	122-90	29-26	4-W	Gibson-20	Gibson-13	Igualda-23	22,147*
56	Feb. 22	L	@ Washington	95-101	29-27	1-L	Rose-27	Gibson-8	Bialche-25	14,113
57	Feb. 24	W	INDIANA	120-110 (OT)	30-27	1-W	Deng-31	Gibson-11	Rush-21	20,363
58	Feb. 26	W	PORTLAND	115-111 (OT)	31-27	2-W	Rose-33	Noah-11	Aldridge-32	21,508*
59	Feb. 27	L	@ Indiana	90-100	31-28	1-L	Rose-27	Deng-18	Granger-30	18,165
60	Mar. 1	L	ATLANTA	92-116	31-29	2-L	Rose-24	Gibson-13	Crawford-21	19,011
61	Mar. 4	L	MEMPHIS	96-105	31-30	3-L	Deng-23	Miller-7	Randolph-31	19,187
62	Mar. 6	L	DALLAS	116-122	31-31	4-L	Rose-34	Gibson-11	Nowitzki-27	17,737*
63	Mar. 9	L	UTAH	108-132	31-32	5-L	Rose-25	Hinrich/Warrick-5	Williams-28	18,451
64	Mar. 11	L	@ Orlando	82-111	31-33	6-L	Johnson-13	Gibson-9	Carter-23	17,461
65	Mar. 12	L	@ Miami	95-108	31-34	7-L	Johnson/Pargo-20	Miller-11	O'Neal-25	19,600
66	Mar. 16	L	@ Memphis	97-104	31-35	8-L	Murray-25	Miller-11	Mayo-24	15,413
67	Mar. 17	L	@ Dallas	106-113	31-36	9-L	Law-22	Richard-9	Butler-27	20,406
68	Mar. 19	L	CLEVELAND	85-92	31-37	10-L	Gibson-20	Gibson-13	James-29	23,129*
69	Mar. 20	W	@ Philadelphia	98-84	32-37	1-W	Rose-23	Gibson-7	Speights-17	16,098
70	Mar. 22	W	HOUSTON	98-88	33-37	2-W	Rose-27	Gibson/Miller-12	Scola-22	19,834
71	Mar. 25	L	MIAMI	74-103	33-38	1-L	Warrick-14	Gibson-10	O'Neal-24	21,592*
72	Mar. 27	W	NEW JERSEY	106-83	34-38	1-W	Pargo-27	Gibson-13	Williams-16	20,592
73	Mar. 28	W	@ Detroit	110-103	35-38	2-W	Murray-23	Gibson-10	Hamilton-29	22,167*
74	Mar. 30	L	PHOENIX	105-111	35-39	1-L	Murray/Rose-23	Gibson/Noah-10	Richardson-27	21,076*
75	Apr. 2	W	@ Washington	95-87	36-39	1-W	Rose-24	Gibson-16	Bialche-18	18,002
76	Apr. 3	W	CHARLOTTE	96-88	37-39	2-W	Rose-26	Noah-16	Diaw-18	20,996*
77	Apr. 6	L	MILWAUKEE	74-79	37-40	1-L	Deng-16	Noah-11	Salmons-26	20,268
78	Apr. 8	W	CLEVELAND	109-108	38-40	1-W	Rose-24	Noah-15	Williams-35	21,707*
79	Apr. 9	L	@ New Jersey	116-122 (2 OT)	38-41	1-L	Miller-27	Miller-10	Williams-27	15,909
80	Apr. 11	W	@ Toronto	104-88	39-41	1-W	Rose-26	Noah-19	Baragnani/Weems-18	19,515
81	Apr. 13	W	BOSTON	101-93	40-41	2-W	Rose-39	Noah-16	Pierce-28	20,649
82	Apr. 14	W	@ Charlotte	98-89	41-41	3-W	Rose-27	Gibson/Noah-13	Thomas-16	17,439





**LEFT TO RIGHT:** (front row): Acie Law, Ronald "Flip" Murray, Kirk Hinrich, Derrick Rose, Janerro Pargo, Joe Alexander, Devin Brown. (middle row): Head Athletic Trainer Fred Tedeschi, Luol Deng, Hakim Warrick, Taj Gibson, Brad Miller, Joakim Noah, Jerome James, James Johnson, Chris Richard, Assistant Athletic Trainer Jeff Tanaka. (back row): Equipment Manager John Ligmanowski, Video Coordinator Adam Tatalovich, Player Development Assistant Lindsey Hunter, Player Development Assistant Sidney Green, Assistant Coach/Player Development Dave Severns, Assistant Coach Bob Ociepk, Assistant Coach Pete Myers, Head Coach Vinny Del Negro, Assistant Coach Bernie Bickerstaff, Assistant Coach Mike Wilhelm, Director of Player Development Randy Brown, Assistant Strength and Conditioning Coach Joshua Bonhotal, Strength and Conditioning Coach Erik Helland.

**DRAFT:** First round, James Johnson (Wake Forest), Taj Gibson (Southern California).

**RECORD: 41-41 (THIRD PLACE)**

**REGULAR SEASON:** Signed draft picks James Johnson and Taj Gibson (07/09/09) ... signed Jannerro Pargo (07/13/09) ... traded Aaron Gray to New Orleans for Devin Brown (01/25/10) ... traded John Salmons and Bulls' second round picks in 2011 and 2012 to Milwaukee for Hakim Warrick and Joe Alexander (02/18/10) ... traded Tyrus Thomas to Charlotte for Ronald "Flip" Murray, Acie Law and a future first round draft pick (02/18/10) ... Chicago won its final five games of a west coast road trip at Phoenix, at Houston, at San Antonio, at Oklahoma City and at New Orleans to become the first team in NBA history to win five straight games on the road versus teams with winning records ... Kirk Hinrich broke Ben Gordon's franchise record for most three-point field goals made against Philadelphia (02/20/10) ... rookie Taj Gibson and Brad Miller were the only Bulls who appeared in all 82 regular season games ... Chicago led the NBA in rebounds with 44.54 per game ... the Bulls set a franchise record for fewest turnovers in a game with four turnovers against Philadelphia (02/20/10) ... Chicago went 5-2 in overtime games ... the Bulls went 7-3 in their final 10 games to earn the eighth seed in the Eastern Conference Playoffs.

**PLAYOFFS:** Qualified for the fifth time in six seasons ... eliminated in the first round by the Cleveland Cavaliers (4-1).

**HONORS:** Derrick Rose was Chicago's first All-Star selection since Michael Jordan in 1998; Rose finished with eight points, four assists and three steals in 15 minutes ... Rose was also named Eastern Conference Player of the Month in April ... Rose was one of four players in the NBA (LeBron James, Chris Paul and Dwyane Wade) who averaged at least 20.0 ppg, 6.0 apg and 3.8 rpg ... Rose and Taj Gibson were selected to play in the T-Mobile Rookie Challenge at All-Star Weekend in Dallas (Rose sat out the game and played in the All-Star Game the following day) ... Gibson earned T-Mobile NBA All-Rookie First Team honors; Gibson led all rookies in rpg (7.5), FG% (.494), double-doubles (18) and was second in bpg (1.27) ... the Bulls ranked first in the NBA in attendance with an average of 20,726 fans per game, including 23 sellouts.



MEDIA COMMUNITY HISTORY PLAYOFFS RECORDS 2011-12 SEASON OPPONENTS THE NBA PLAYERS BALL OPS. FRONT OFFICE

GAME	DATE	W-L	OPPONENT	SCORE BULLS-OPP.	TOTAL RECORD	SK	BULLS HI. SCORER	BULLS HI. REBOUNDER	OPPONENT HI. SCORER	GAME ATTEN.
1	Oct. 27	L	@ Oklahoma City	95-106	0-1	L1	Rose-28	Noah-19	Durant-30	18,203
2	Oct. 30	W	DETROIT	101-91	1-1	W1	Rose-39	Noah-17	Gordon-21	21,038*
3	Nov. 1	W	PORTLAND	110-98	2-1	W2	Deng-40	Noah-10	Aldridge-33	21,057*
4	Nov. 4	L	NEW YORK	112-120	2-2	L1	Rose-24	Noah-13	Douglas-30	21,203*
5	Nov. 5	L	@ Boston	105-110 (OT)	2-3	L2	Noah-26	Noah-26	Allen-25	18,624
6	Nov. 8	W	DENVER	94-92	3-3	W1	Rose-18	Noah-19	Anthony-32	21,355*
7	Nov. 11	W	GOLDEN STATE	120-90	4-3	W2	Deng-26	Deng-11	Ellis-24	21,140*
8	Nov. 13	W	WASHINGTON	103-96	5-3	W3	Rose-24	Deng/Noah-9	Arenas-30	21,610*
9	Nov. 16	W	@ Houston	95-92	6-3	W4	Rose-33	Deng-10	Scola-27	18,158
10	Nov. 17	L	@ San Antonio	94-103	6-4	L1	Rose-33	Noah-14	Parker-21	18,581
11	Nov. 19	W	@ Dallas	88-83	7-4	W1	Rose-22	Gibson-18	Nowitzki-36	20,133
12	Nov. 23	L	@ L.A. Lakers	91-98	7-5	L1	Rose-30	Noah-13	Brown/Odom-21	18,997
13	Nov. 24	W	@ Phoenix (2 OT)	123-115	8-5	W1	Rose-35	Noah-15	Hill-27	18,422
14	Nov. 26	L	@ Denver	97-98	8-6	L1	Watson-33	Noah-16	Anthony-22	19,155
15	Nov. 27	W	@ Sacramento	96-85	9-6	W1	Rose-30	Brewer-10	Thompson-18	13,504
16	Dec. 1	L	ORLANDO	78-107	9-7	L1	Noah-16	Deng/Gibson-4	Nelson-24	21,435*
17	Dec. 3	L	@ Boston	92-104	9-8	L2	Rose-20	Noah-10	Garnett-20	18,624
18	Dec. 4	W	HOUSTON	119-116 (OT)	10-8	W1	Rose-30	Noah-12	Scola-27	21,232*
19	Dec. 6	W	OKLAHOMA CITY	99-90	11-8	W2	Boozer-29	Boozer/Noah-12	Durant-29	21,184*
20	Dec. 8	W	@ Cleveland	88-83	12-8	W3	Rose-29	Noah-14	Jamison-21	20,562
21	Dec. 10	W	L.A. LAKERS	88-84	13-8	W4	Rose-29	Boozer-11	Bryant-23	22,760*
22	Dec. 11	W	MINNESOTA	113-82	14-8	W5	Rose-21	Gibson/Noah-10	Love-23	21,102*
23	Dec. 13	W	INDIANA	92-73	15-8	W6	Boozer-22	Boozer-18	Ford/Rush-13	21,287*
24	Dec. 15	W	@ Toronto	110-93	16-8	W7	Boozer-34	Boozer-12	Bartosa-21	17,750
25	Dec. 18	L	L.A. CLIPPERS	99-100	16-9	L1	Rose-34	Deng-8	Griffin-29	21,760*
26	Dec. 21	W	PHILADELPHIA	121-76	17-9	W1	Deng/Rose-22	Boozer-11	Iguodala-17	21,521*
27	Dec. 22	W	@ Washington	81-80	18-9	W2	Boozer-30	Boozer-10	Young-22	18,011
28	Dec. 25	L	@ New York	95-103	18-10	L1	Boozer-26	Boozer-19	Felton/Stoudemire-20	19,763
29	Dec. 26	W	@ Detroit	95-92	19-10	W1	Boozer-31	Rose-12	Prince-10	20,765
30	Dec. 28	W	MILWAUKEE	90-77	20-10	W2	Boozer/Deng-24	Boozer-9	Salmans-18	22,091*
31	Dec. 31	W	NEW JERSEY	90-81	21-10	W3	Boozer-20	Boozer-15	Lopez-19	21,792*
32	Jan. 1	W	CLEVELAND	100-91	22-10	W4	Rose-28	Thomas-13	Hickson-21	21,416*
33	Jan. 4	W	TORONTO	111-91	23-10	W5	Deng-24	Gibson-14	Bargnani-23	21,290*
34	Jan. 5	L	@ New Jersey	94-96	23-11	L1	Rose-21	Boozer-9	Humphries-20	15,025
35	Jan. 7	L	@ Philadelphia	99-105	23-12	L2	Boozer-31	Boozer-13	Meeks-24	15,303
36	Jan. 8	W	BOSTON	90-79	24-12	W1	Rose-36	Boozer-10	Pierce-21	22,663*
37	Jan. 10	W	DETROIT	95-82	25-12	W2	Rose-29	Boozer-11	Prince-15	21,407*
38	Jan. 12	L	@ Charlotte	91-96	25-13	L1	Boozer-23	Boozer-14	Augustin-22	12,468
39	Jan. 14	W	@ Indiana	99-86	26-13	W1	Rose-29	Thomas-18	Granger-22	18,165
40	Jan. 15	W	MIAMI	99-96	27-13	W2	Rose-34	Boozer-10	Wade-33	23,017*
41	Jan. 17	W	@ Memphis	96-84	28-13	W3	Deng-28	Rose-10	Randolph-17	18,119
42	Jan. 18	L	CHARLOTTE	82-83	28-14	L1	Rose-33	Thomas-10	Augustin-15	22,263*
43	Jan. 20	W	DALLAS	82-77	29-14	W1	Rose-26	Deng-12	Nowitzki-19	21,397*
44	Jan. 22	W	CLEVELAND	92-79	30-14	W2	Rose-24	Deng-12	Jamison-13	21,389*
45	Jan. 24	W	MILWAUKEE	92-83	31-14	W3	Thomas-22	Boozer/Thomas-9	Douglas-Roberts-30	21,126*
46	Jan. 28	W	ORLANDO	99-90	32-14	W4	Deng-26	Boozer-16	Howard-40	21,676*
47	Jan. 29	W	INDIANA	110-89	33-14	W5	Boozer-24	Boozer-10	McRoberts-20	21,611*
48	Feb. 2	W	@ L.A. Clippers	106-88	34-14	W6	Gibson-12	Gibson-12	Griffin-32	19,368
49	Feb. 5	L	@ Golden State	90-101	34-15	L1	Boozer-21	Boozer-10	Ellis-33	19,596
50	Feb. 7	L	@ Portland	103-109	34-16	L2	Rose-36	Boozer-12	Aldridge-42	20,534
51	Feb. 9	W	@ Utah	91-86	35-16	W1	Rose-29	Asik/Deng-7	Jefferson-26	19,911
52	Feb. 12	W	@ New Orleans	97-88	36-16	W2	Rose-23	Asik/Thomas-11	Thornton-24	17,831
53	Feb. 15	W	CHARLOTTE	106-94	37-16	W3	Deng-24	Boozer-9	Henderson-22	21,391*
54	Feb. 17	W	SAN ANTONIO	109-99	38-16	W4	Rose-42	Thomas-9	Parker-26	22,172*
55	Feb. 23	L	@ Toronto	113-118	38-17	L1	Rose-32	Noah-16	Bargnani/DeRozan-24	18,105
56	Feb. 24	W	MIAMI	93-89	39-17	W1	Rose-26	Asik-17	Wade-34	23,024*
57	Feb. 26	W	@ Milwaukee	83-75	40-17	W2	Deng-19	Noah-17	Mban a Moute-16	18,717
58	Feb. 28	W	@ Washington	105-77	41-17	W3	Deng/Rose-21	Noah-11	Blatche-15	17,873
59	Mar. 2	L	@ Atlanta	80-83	41-18	L1	Deng-15	Noah-12	Horford-31	16,928
60	Mar. 4	W	@ Orlando	89-81	42-18	W1	Rose-24	Asik-13	Howard-20	19,207
61	Mar. 6	W	@ Miami	87-86	43-18	W2	Rose-27	James-26	James-26	19,763
62	Mar. 7	W	NEW ORLEANS	85-77	44-18	W3	Rose-24	Noah-13	Jack-23	21,997*
63	Mar. 9	W	@ Charlotte	101-84	45-18	W4	Korver/Rose-20	Noah-13	Henderson-20	15,286
64	Mar. 11	W	ATLANTA	94-76	46-18	W5	Rose-34	Thomas-13	Johnson-16	22,123*
65	Mar. 12	W	UTAH	118-100	47-18	W6	Deng/Rose-26	Noah/Thomas-9	Jefferson-33	22,885*
66	Mar. 15	W	WASHINGTON	98-79	48-18	W7	Rose-23	Thomas-15	Crawford-27	22,103*
67	Mar. 17	W	@ New Jersey	84-73	49-18	W8	Rose-21	Asik-16	Lopez-22	18,351
68	Mar. 18	L	@ Indiana	108-115 (OT)	49-19	L1	Rose-42	Gibson-16	Hansbrough-29	18,165
69	Mar. 21	W	SACRAMENTO	132-92	50-19	W1	Korver/Rose-18	Noah-9	Thornton-25	21,873*
70	Mar. 22	W	@ Atlanta	114-81	51-19	W2	Rose-30	Gibson-8	Teague-16	18,203
71	Mar. 25	W	MEMPHIS	99-96	52-19	W3	Rose-24	Boozer-9	Randolph-16	22,274*
72	Mar. 26	W	@ Milwaukee	95-87	53-19	W4	Rose-30	Boozer/Noah-11	Salmans-25	18,717
73	Mar. 28	L	PHILADELPHIA	85-97	53-20	L1	Rose-31	Noah-13	Young-21	22,210*
74	Mar. 30	W	@ Minnesota	108-91	54-20	W1	Boozer-24	Boozer-16	Love-16	20,207
75	Apr. 1	W	@ Detroit	101-96	55-20	W2	Rose-27	Boozer/Thomas-8	Hamilton-30	22,076
76	Apr. 2	W	TORONTO	113-106	56-20	W3	Rose-36	Boozer-10	Bayless/DeRozan-26	22,228*
77	Apr. 5	W	PHOENIX	97-94	57-20	W4	Rose-19	Boozer/Gibson-9	Carter-23	21,873*
78	Apr. 7	W	BOSTON	97-81	58-20	W5	Rose-30	Boozer-12	Pierce-15	23,067*
79	Apr. 8	W	@ Cleveland	93-82	59-20	W6	Boozer-24	Boozer-11	Hickson-22	20,562
80	Apr. 10	W	@ Orlando	102-99	60-20	W7	Rose-39	Gibson-11	Anderson-28	19,181
81	Apr. 12	W	@ New York	103-90	61-20	W8	Rose-26	Boozer-22	Anthony-21	19,769
82	Apr. 13	W	NEW JERSEY	97-90	62-20	W9	Korver-19	Noah-10	Farmer-21	22,420*

\* home sellout



**LEFT TO RIGHT:** (front row): Jannero Pargo, Ronnie Brewer, C.J. Watson, Derrick Rose, Keith Bogans, John Lucas III, Kyle Korver. (middle row): Luol Deng, Taj Gibson, Kurt Thomas, Omer Asik, Joakim Noah, Carlos Boozer, Brian Scalabrine, Rasual Butler. (back row): Equipment Manager John Liganowski, Assistant Strength and Conditioning Coach Joshua Bonhotal, Strength and Conditioning Coach Erik Helland, Assistant Coach Adrian Griffin, Assistant Coach Andy Greer, Assistant Coach Ron Adams, Head Coach Tom Thibodeau, Assistant Coach Rick Brunson, Assistant Coach Ed Pinkney, Video Coordinator Jim Sann, Assistant Athletic Trainer Jeff Tanaka, Head Athletic Trainer Fred Tedeschi.

**DRAFT:** First round, Kevin Seraphin (France). Traded Kirk Hinrich, the draft rights to Seraphin and cash considerations to Washington, in exchange for the draft rights to Vladimir Veremeenko (Belarus).

**RECORD: 62-20 (FIRST PLACE)**

**REGULAR SEASON:** Finished the regular season with a nine-game win streak, and an NBA-best record of 62-20 (Chicago's best record since 1997-98) ... Chicago's 62 wins were a 21-game improvement from the team's 41-41 record in 2010-11 (the third-best single-season turnaround in team history) ... Tom Thibodeau's 62 wins in his first season as an NBA head coach tied Paul Westphal's league mark for the most wins by a first-year head coach ... Derrick Rose scored 2,026 points (25.0 ppg) to become the third Bull in franchise history (Michael Jordan 11 times, Bob Love twice) to score 2,000 or more points in a single season ... Rose also posted 623 assists and 330 rebounds to become the fifth player in NBA history to record 2,000 points, 600 assists and 300 rebounds in a single season ... the Bulls posted an NBA-best home mark of 36-5, and went 26-15 on the road, for their first winning road record since 1997-98 ... Chicago went 8-0 during the month of April for its first undefeated month since January 1996, when the Bulls went 14-0 ... Chicago ranked first in opponent field goal percentage (.430) and second in opponent points per game (91.3) ... Chicago sold out every home game on the year, and for the second straight season, the Bulls led the NBA in home attendance (21,791 fans per game) ... assigned the contract of James Johnson to the Toronto Raptors in exchange for Miami's 2011 first-round draft pick which was held by Toronto (02/22/11).

**PLAYOFFS:** Qualified for the sixth time in seven seasons ... advanced to the Eastern Conference Finals for the first time since 1998, where Chicago lost to the Miami Heat (1-4) ... defeated the Indiana Pacers in the first round (4-1) ... eliminated the Atlanta Hawks (4-2) in the Eastern Conference Semifinals.

**HONORS:** Derrick Rose became the youngest MVP in NBA history (22 years-191 days), as he became just the second Bull in team history (Michael Jordan, five times) to be named league MVP ... Rose also earned All-NBA First Team honors ... Joakim Noah was selected to the NBA's All-Defensive Second Team ... In February, Rose was voted in by NBA fans as a starter for the NBA All-Star Game in Los Angeles; Rose recorded 11 points, five assists and three rebounds in 29:57 of All-Star Game action ... Taj Gibson was selected to play in the T-Mobile Rookie Challenge at All-Star Weekend ... Tom Thibodeau was named the NBA Coach of the Year ... General Manager Gar Forman, along with Miami's Pat Riley, was a co-recipient for NBA Executive of the Year ... Thibodeau was named Eastern Conference Coach of the Month in January and March ... Rose claimed Eastern Conference Player of the Month honors in March.



GAME	DATE	W-L	OPPONENT	SCORE BULLS-OPP.	TOTAL RECORD	SK	BULLS HI. SCORER	BULLS HI. REBOUNDER	OPPONENT HI. SCORER	GAME ATTN.
1	Dec. 25	W	@ L.A. Lakers	88-87	1-0	W1	Rose-22	Noah-9	Bryant-28	18,997*
2	Dec. 26	L	@ Golden State	91-99	1-1	L1	Deng-22	Deng/Noah-10	Ellis-26	19,596*
3	Dec. 29	W	@ Sacramento	108-98	2-1	W1	Boozer-15	Boozer-15	Thornton-20	17,317*
4	Dec. 30	W	@ L.A. Clippers	114-101	3-1	W2	Rose-29	Deng/Noah/Rose-8	Griffin-34	19,426*
5	Jan. 1	W	MEMPHIS	104-64	4-1	W3	Boozer/Brewer-17	Boozer-11	Davis/Young-10	22,763*
6	Jan. 3	W	ATLANTA	76-74	5-1	W4	Rose-30	Asik/Boozer-9	Horford-16	22,166*
7	Jan. 4	W	@ Detroit	99-83	6-1	W5	Boozer-19	Noah-11	Monroe-19	9,125
8	Jan. 6	W	@ Orlando	97-83	7-1	W6	Deng/Rose-21	Boozer-13	Howard-28	18,912*
9	Jan. 7	L	@ Atlanta	94-109	7-2	L1	Lucas-16	Asik-13	Smith-25	17,172
10	Jan. 9	W	DETROIT	92-68	8-2	W1	Boozer-23	Boozer/Noah-8	Monroe-14	21,530*
11	Jan. 10	W	@ Minnesota	111-100	9-2	W2	Rose-31	Deng/Noah-11	Ridnour-22	19,356*
12	Jan. 11	W	WASHINGTON	78-64	10-2	W3	Lucas-25	Deng-15	Crawford-14	21,366*
13	Jan. 13	W	@ Boston	88-79	11-2	W4	Rose-25	Deng-16	Allen-16	18,624*
14	Jan. 14	W	TORONTO	77-64	12-2	W5	Rose-18	Boozer-13	Barbosa/DeRozan-15	21,962*
15	Jan. 16	L	@ Memphis	86-102	12-3	L1	Deng-20	Boozer-7	Gay-24	18,119*
16	Jan. 17	W	PHOENIX	118-97	13-3	W1	Boozer-31	Noah-12	Nash-25	21,347*
17	Jan. 20	W	@ Cleveland	115-75	14-3	W2	Deng-21	Boozer-14	Varejao-14	17,871
18	Jan. 21	W	CHARLOTTE	95-89	15-3	W3	Boozer-23	Asik-15	Henderson-22	21,861*
19	Jan. 23	W	NEW JERSEY	110-95	16-3	W4	Hamilton/Rose-22	Noah-10	Farmer-22	21,572*
20	Jan. 25	L	INDIANA	90-95	16-4	L1	Rose-34	Noah-13	Granger-22	21,755*
21	Jan. 27	W	MILWAUKEE	107-100	17-4	W1	Rose-34	Noah-16	Jennings-25	22,368*
22	Jan. 29	L	@ Miami	93-97	17-5	L1	Rose-34	Noah-11	James-35	20,054*
23	Jan. 30	W	@ Washington	96-88	18-5	W1	Rose-35	Noah-13	Wall-20	18,357
24	Feb. 1	L	@ Philadelphia	82-98	18-6	L1	Watson-20	Boozer-9	Igoudala/Young-19	18,325
25	Feb. 2	W	@ New York	105-102	19-6	W1	Rose-32	Boozer/Noah-9	Stoudemire-34	19,763*
26	Feb. 4	W	@ Milwaukee	113-90	20-6	W2	Rose-26	Deng/Noah-9	Gooden-24	18,717*
27	Feb. 6	W	@ New Jersey	108-87	21-6	W3	Boozer-24	Noah-12	Williams-25	15,327
28	Feb. 8	W	@ New Orleans	90-67	22-6	W4	Boozer-18	Noah-10	Kaman-17	15,456
29	Feb. 10	W	@ Charlotte	95-64	23-6	W5	Noah-17	Noah-10	Brown-10	19,319*
30	Feb. 12	L	@ Boston	91-95	23-7	L1	Watson-22	Noah-9	Rondo-32	18,624*
31	Feb. 14	W	SACRAMENTO	121-115	24-7	W1	Deng-23	Noah-9	Cousins-28	21,936*
32	Feb. 16	W	BOSTON	89-80	25-7	W2	Boozer/Deng-23	Noah-16	Garnett-18	22,592*
33	Feb. 18	L	NEW JERSEY	85-97	25-8	L1	Boozer/James-16	Gibson/Noah-9	Williams-29	22,300*
34	Feb. 20	W	ATLANTA	90-79	26-8	W1	Rose-23	Noah-16	Pargo-19	22,033*
35	Feb. 22	W	MILWAUKEE	110-91	27-8	W2	Boozer-20	Noah-13	Jennings-20	21,507*
36	Feb. 28	W	NEW ORLEANS	99-95	28-8	W3	Rose-32	Noah-16	Kaman-17	21,919*
37	Feb. 29	W	@ San Antonio	96-89	29-8	W4	Rose-29	Noah-13	Neal-21	18,581*
38	Mar. 2	W	@ Cleveland	112-91	30-8	W5	Deng-24	Boozer-11	Jamison-22	20,562*
39	Mar. 4	W	@ Philadelphia	96-91	31-8	W6	Rose-35	Noah-18	Young-17	19,683
40	Mar. 5	W	INDIANA	92-72	32-8	W7	Deng-20	Noah-17	George-21	22,106*
41	Mar. 7	W	@ Milwaukee	106-104	33-8	W8	Rose-30	Noah-10	Ilyasova-32	15,389
42	Mar. 8	L	ORLANDO	94-99	33-9	L1	Boozer-26	Noah-10	Howard-29	22,127*
43	Mar. 10	W	UTAH	111-97	34-9	W1	Boozer-27	Boozer-8	Millsap-26	22,158*
44	Mar. 12	W	NEW YORK	104-99	35-9	W2	Rose-32	Gibson-13	Anthony-21	22,863*
45	Mar. 14	L	MIAMI	106-102	36-9	W3	Lucas-24	Boozer/Gibson-8	Wade-36	23,028*
46	Mar. 16	L	PORTLAND	89-100	36-10	L1	Boozer-22	Boozer-14	Aldridge-21	22,225*
47	Mar. 17	W	PHILADELPHIA	89-80	37-10	W1	Watson-20	Noah-11	Holiday-30	22,225*
48	Mar. 19	W	@ Orlando	85-59	38-10	W2	Boozer-19	Boozer-13	Howard-18	18,998*
49	Mar. 21	W	@ Toronto	94-82	39-10	W3	Deng-17	Deng-10	DeRozan-23	17,869
50	Mar. 24	W	TORONTO	102-101 (OT)	40-10	W4	Boozer-24	Boozer/Deng-10	Calderon/Johnson-20	21,841*
51	Mar. 26	L	DENVER	91-108	40-11	L1	Lucas/Watson-17	Boozer/Gibson-7	Lawson-27	22,274*
52	Mar. 28	W	@ Atlanta	98-77	41-11	W1	Deng-22	Boozer-9	Smith-19	16,290
53	Mar. 30	W	DETROIT	83-71	42-11	W2	Deng-20	Noah-12	Knight-16	22,385*
54	Apr. 1	L	@ Oklahoma City	78-92	42-12	L1	Lucas-19	Gibson-11	Westbrook-27	18,203*
55	Apr. 2	L	HOUSTON	93-99	42-13	L2	Deng-24	Boozer-13	Dragic-21	21,936*
56	Apr. 5	W	BOSTON	93-86	43-13	W1	Deng-26	Boozer-14	Pierce-22	22,423*
57	Apr. 8	L	@ New York	99-100 (OT)	43-14	L1	Rose-29	Boozer-16	Anthony-43	19,763*
58	Apr. 10	W	NEW YORK	98-86	44-14	W1	Hamilton-20	Deng-10	Anthony-29	22,131*
59	Apr. 12	W	MIAMI	96-86 (OT)	45-14	W2	Boozer-19	Boozer-11	James-30	23,015*
60	Apr. 15	W	@ Detroit	100-94 (OT)	46-14	W3	Rose-24	Noah-17	Stuckey-32	17,450
61	Apr. 16	L	WASHINGTON	84-87	46-15	L1	Hamilton-22	Boozer-13	Seraphin-21	22,307*
62	Apr. 18	W	@ Charlotte	100-68	47-15	W1	Hamilton-22	Asik-15	Walker-16	14,221
63	Apr. 19	L	@ Miami	72-83	47-16	L1	Lucas-16	Noah-10	James-27	20,008*
64	Apr. 21	W	DALLAS	93-83	48-16	W1	Deng-22	Noah-14	Nowitzki-17	22,945*
65	Apr. 25	W	@ Indiana	92-87	49-16	W2	Korver-20	Noah-14	Stephenson-22	18,165*
66	Apr. 26	W	CLEVELAND	107-75	50-16	W3	Lucas-25	Gibson/Noah-12	Thompson-13	22,563*

\* home sellout



**LEFT TO RIGHT:** (front row): Ronnie Brewer, Mike James, C.J. Watson, Derrick Rose, Richard Hamilton, Jimmy Butler, John Lucas III. (middle row): Equipment Manager John Ligmanowski, Strength and Conditioning Coach Erik Helland, Kyle Korver, Luol Deng, Carlos Boozer, Joakim Noah, Omer Asik, Brian Scalabrine, Taj Gibson, Head Athletic Trainer Fred Tedeschi, Assistant Athletic Trainer Jeff Tanaka. (back row): Assistant Video Coordinator Daisuke Yoshimoto, Assistant Strength and Conditioning Coach Nick Papendieck, Assistant Coach Mike Wilhelm, Assistant Coach Adrian Griffin, Assistant Coach Ron Adams, Head Coach Tom Thibodeau, Assistant Coach Andy Greer, Assistant Coach Ed Pinkney, Assistant Coach Rick Brunson, Strength & Conditioning Intern Geoff Puls, Video Intern Jim Topor.

**DRAFT:** First round, Jimmy Butler (Marquette).

**RECORD: 50-16 (FIRST PLACE)**

**REGULAR SEASON:** For the fourth year in a row, and seventh time in eight seasons, the Chicago Bulls qualified for the NBA playoffs ... Chicago led the NBA in wins for the second straight season (50-16), and claimed the top seed in the Eastern Conference for the second consecutive year ... Derrick Rose led the Bulls with 21.8 ppg and 7.9 apg, while Luol Deng posted 15.3 ppg and 6.5 rpg in 39.4 mpg (first in the NBA) ... Chicago finished the season with the best road record in the NBA (24-9, .727) ... Chicago was the only undefeated team in the NBA (21-0) when it scored 100 or more points in a game ... at 8-5, the Bulls were one of two teams in the NBA (along with San Antonio: 17-10) that owned a winning record when its opponent scored 100 or more points in a contest ... on the year, the Bulls set a franchise record for opponent scoring in a single season (88.2 ppg) ... on March 19 at Orlando, Chicago held the Magic to an opponent franchise record-low 59 points.

**PLAYOFFS:** Qualified for the seventh time in eight seasons ... eliminated in the first round by the Philadelphia 76ers (4-1).

**HONORS:** Derrick Rose and Luol Deng were selected to the 2012 NBA All-Star Game in Orlando; it marked the first time since 1997 that Chicago had two players (Michael Jordan and Scottie Pippen) participate in the All-Star Game ... Head Coach Tom Thibodeau and his staff coached the Eastern Conference All-Stars, while Assistant Coach Ron Adams coached the TEAM SHAO squad in the Rising Stars Challenge ... with Chicago's win at Orlando on March 19, Tom Thibodeau reached the 100-win plateau in his 130th career game as a head coach (the fastest to do so in NBA history) ... Derrick Rose was named Eastern Conference Player of the Week twice and Tom Thibodeau earned Eastern Conference Coach of the Month honors three times ... Luol Deng was selected to the NBA's All-Defensive Second Team.



## (33-48) CHICAGO BULLS FINAL 1966-1967 REGULAR SEASON

PLAYER	G-6S	MIN	F6-FGA	PCT	3FG-FGA	PCT	FT-FTA	PCT	OFF	DEF	TOT	AST	PF-DO	STL	TO	BLK	PIS	AVG	HI
Rodgers	81-0	3063	538-1377	.391	0-0	--	383-475	.806	0	0	346	908	243-1	0	0	0	1459	18.0	39
Boozler	80-0	2451	538-1104	.487	0-0	--	360-461	.781	0	0	679	90	212-0	0	0	0	1436	18.0	30
Sloan	80-0	2942	525-1214	.432	0-0	--	340-427	.796	0	0	726	170	293-7	0	0	0	1390	17.4	32
Mueller	80-0	2136	422-957	.441	0-0	--	171-260	.658	0	0	497	131	223-2	0	0	0	1015	12.7	31
Kojis	78-0	2056	329-773	.426	0-0	--	134-222	.604	0	0	479	70	204-3	0	0	0	792	10.2	42
McLemore	79-0	1382	258-670	.385	0-0	--	210-272	.772	0	0	374	62	189-2	0	0	0	726	9.2	23
Erickson	76-0	1454	235-641	.367	0-0	--	117-159	.736	0	0	338	119	199-2	0	0	0	587	7.7	28
Washington	77-0	1475	252-604	.417	0-0	--	88-159	.553	0	0	468	56	181-1	0	0	0	592	7.7	24
Clemens	60-0	986	186-444	.419	0-0	--	68-90	.756	0	0	201	39	143-1	0	0	0	440	7.3	21
Chappell	19-0	179	40-89	.449	0-0	--	14-21	.667	0	0	38	12	31-0	0	0	0	94	4.9	12
Ward	76-0	1042	117-307	.381	0-0	--	87-138	.630	0	0	179	130	169-2	0	0	0	321	4.2	16
Wilson (TOT)	55-0	573	85-234	.363	0-0	--	58-86	.674	0	0	206	15	92-0	0	0	0	228	4.1	13
Wilson (CHI)	43-0	448	77-193	.399	0-0	--	45-70	.643	0	0	163	15	73-0	0	0	0	199	4.6	13
Schellhase	31-0	212	40-111	.360	0-0	--	14-22	.636	0	0	29	23	27-0	0	0	0	94	3.0	8
Bowman	9-0	65	8-21	.381	0-0	--	6-8	.750	0	0	28	2	18-0	0	0	0	22	2.4	7
<b>BULLS</b>	<b>81</b>	<b>19490</b>	<b>3565-8505</b>	<b>.419</b>	<b>0-0</b>	<b>--</b>	<b>2037-2784</b>	<b>.732</b>	<b>0</b>	<b>0</b>	<b>4545</b>	<b>1827</b>	<b>2205-21</b>	<b>0</b>	<b>0</b>	<b>0</b>	<b>9167</b>	<b>113.2</b>	<b>141</b>
<b>OPPONENTS</b>	<b>81</b>	<b>19490</b>	<b>3559-7929</b>	<b>.449</b>	<b>0-0</b>	<b>--</b>	<b>2352-3220</b>	<b>.730</b>	<b>0</b>	<b>0</b>	<b>4823</b>	<b>1651</b>	<b>2158-36</b>	<b>0</b>	<b>0</b>	<b>0</b>	<b>9470</b>	<b>116.9</b>	<b>154</b>

## (29-53) CHICAGO BULLS FINAL 1967-1968 REGULAR SEASON

PLAYER	G-6S	MIN	F6-FGA	PCT	3FG-FGA	PCT	FT-FTA	PCT	OFF	DEF	TOT	AST	PF-DO	STL	TO	BLK	PIS	AVG	HI
Boozler	77-0	2988	622-1265	.492	0-0	--	411-535	.768	0	0	756	121	229-1	0	0	0	1655	21.5	42
Robinson (TOT)	75-0	2046	444-1010	.440	0-0	--	288-351	.821	0	0	272	219	184-1	0	0	0	1176	15.7	35
Robinson (CHI)	73-0	2030	441-1000	.441	0-0	--	285-344	.828	0	0	268	214	180-1	0	0	0	1167	16.0	35
Sloan	77-0	2454	369-959	.385	0-0	--	289-386	.749	0	0	591	229	291-11	0	0	0	1027	13.3	35
McLemore	76-0	2100	374-940	.398	0-0	--	215-276	.779	0	0	430	130	219-4	0	0	0	963	12.7	32
Washington	82-0	2525	418-915	.457	0-0	--	187-274	.682	0	0	825	113	233-1	0	0	0	1023	12.5	29
Erickson	78-0	2257	377-940	.401	0-0	--	194-257	.755	0	0	423	267	276-15	0	0	0	948	12.2	34
Rodgers	4-0	129	16-54	.296	0-0	--	9-11	.818	0	0	14	28	11-0	0	0	0	41	10.3	16
Clemens	78-0	1631	301-670	.449	0-0	--	123-170	.724	0	0	375	98	223-4	0	0	0	725	9.3	29
Haskins	76-0	1477	273-650	.420	0-0	--	133-202	.658	0	0	227	165	175-1	0	0	0	679	8.9	28
Barnes (TOT)	79-0	1425	221-499	.443	0-0	--	133-191	.696	0	0	415	55	262-7	0	0	0	575	7.3	27
Barnes (CHI)	37-0	712	120-264	.455	0-0	--	74-103	.718	0	0	204	28	128-3	0	0	0	314	8.5	27
Mueller	35-0	815	91-235	.387	0-0	--	46-82	.561	0	0	167	76	78-1	0	0	0	228	6.5	21
Harding	14-0	305	24-71	.338	0-0	--	17-33	.515	0	0	94	18	35-0	0	0	0	65	4.6	17
Wilburn	3-0	26	5-9	.556	0-0	--	1-4	.250	0	0	10	2	4-0	0	0	0	11	3.7	5
Schellhase	42-0	301	47-138	.341	0-0	--	20-38	.526	0	0	47	37	43-0	0	0	0	114	2.7	15
Spitzer	10-0	44	8-21	.381	0-0	--	2-3	.667	0	0	24	0	4-0	0	0	0	18	1.8	5
Burns	3-0	11	2-7	.286	0-0	--	0-0	--	0	0	2	1	1-0	0	0	0	4	1.3	2
<b>BULLS</b>	<b>82</b>	<b>19805</b>	<b>3488-8138</b>	<b>.429</b>	<b>0-0</b>	<b>--</b>	<b>2006-2718</b>	<b>.738</b>	<b>0</b>	<b>0</b>	<b>4457</b>	<b>1527</b>	<b>2130-42</b>	<b>0</b>	<b>0</b>	<b>0</b>	<b>8982</b>	<b>109.5</b>	<b>132</b>
<b>OPPONENTS</b>	<b>82</b>	<b>19805</b>	<b>3547-7758</b>	<b>.457</b>	<b>0-0</b>	<b>--</b>	<b>2216-3116</b>	<b>.711</b>	<b>0</b>	<b>0</b>	<b>4644</b>	<b>1651</b>	<b>2075-32</b>	<b>0</b>	<b>88</b>	<b>0</b>	<b>9310</b>	<b>113.5</b>	<b>144</b>

## (33-49) CHICAGO BULLS FINAL 1968-1969 REGULAR SEASON

PLAYER	G-6S	MIN	F6-FGA	PCT	3FG-FGA	PCT	FT-FTA	PCT	OFF	DEF	TOT	AST	PF-DO	STL	TO	BLK	PIS	AVG	HI
Boozler	79-0	2872	661-1375	.481	0-0	--	394-489	.806	0	0	614	156	218-2	0	0	0	1716	21.7	33
Robinson	18-0	550	124-293	.423	0-0	--	95-114	.833	0	0	69	57	52-1	0	0	0	343	19.1	36
Haskins	79-0	2874	537-1275	.421	0-0	--	282-361	.781	0	0	359	306	230-0	0	0	0	1356	17.2	30
Sloan	78-0	2939	488-1170	.417	0-0	--	333-447	.745	0	0	619	276	313-6	0	0	0	1309	16.8	43
Washington	80-0	2705	440-1023	.430	0-0	--	241-356	.677	0	0	847	104	226-0	0	0	0	1121	14.0	30
Boerwinkle	80-0	2365	318-831	.383	0-0	--	145-222	.653	0	0	889	178	317-11	0	0	0	781	9.8	23
Clemens	75-0	1444	235-628	.374	0-0	--	82-125	.656	0	0	318	125	163-1	0	0	0	552	7.4	19
Weiss (TOT)	77-0	1478	189-499	.379	0-0	--	128-160	.800	0	0	162	199	174-1	0	0	0	506	6.6	19
Weiss (CHI)	62-0	1236	153-385	.397	0-0	--	101-126	.802	0	0	135	172	150-0	0	0	0	407	6.6	19
Love (TOT)	49-0	542	108-272	.397	0-0	--	71-96	.740	0	0	150	17	59-0	0	0	0	287	5.9	20
Love (CHI)	35-0	315	69-166	.416	0-0	--	42-58	.724	0	0	86	14	37-0	0	0	0	180	5.1	18
Newmark	81-0	1159	185-475	.389	0-0	--	86-139	.619	0	0	347	58	205-7	0	0	0	456	5.6	22
Barnes	10-0	111	23-59	.390	0-0	--	10-19	.526	0	0	30	1	15-0	0	0	0	56	5.6	14
Mueller	52-0	872	75-224	.335	0-0	--	46-90	.511	0	0	193	124	98-1	0	0	0	196	3.8	10
Petersen	38-0	299	44-109	.404	0-0	--	19-27	.704	0	0	41	25	39-0	0	0	0	107	2.8	14
Wilburn	4-0	14	3-8	.375	0-0	--	1-4	.250	0	0	3	1	1-0	0	0	0	7	1.8	4
<b>BULLS</b>	<b>82</b>	<b>19755</b>	<b>3355-8021</b>	<b>.418</b>	<b>0-0</b>	<b>--</b>	<b>1877-2577</b>	<b>.728</b>	<b>0</b>	<b>0</b>	<b>4550</b>	<b>1597</b>	<b>2064-29</b>	<b>0</b>	<b>0</b>	<b>0</b>	<b>8587</b>	<b>104.7</b>	<b>133</b>
<b>OPPONENTS</b>	<b>82</b>	<b>19755</b>	<b>3391-7575</b>	<b>.448</b>	<b>0-0</b>	<b>--</b>	<b>1990-2909</b>	<b>.684</b>	<b>0</b>	<b>0</b>	<b>4536</b>	<b>1655</b>	<b>2069-23</b>	<b>0</b>	<b>540</b>	<b>0</b>	<b>8772</b>	<b>107.0</b>	<b>158</b>



# 1969-1972 / YEAR-BY-YEAR STATISTICS

## (39-43) CHICAGO BULLS FINAL 1969-1970 REGULAR SEASON

PLAYER	G-6S	MIN	FG-FGA	PCT	3FG-FGA	PCT	FT-FTA	PCT	OFF	DEF	TOT	AST	PF-DO	STL	TO	BLK	PTS	AVG	HI
Walker	78-0	2726	596-1249	.477	0-0	--	483-568	.850	0	0	604	192	203-1	0	0	0	1675	21.5	44
Love	82-0	3123	640-1373	.466	0-0	--	442-525	.842	0	0	712	148	260-2	0	0	0	1722	21.0	47
Haskins	82-0	3214	668-1486	.450	0-0	--	332-424	.783	0	0	378	624	237-0	0	0	0	1668	20.3	38
Sloan	53-0	1822	310-737	.421	0-0	--	207-318	.651	0	0	372	165	179-3	0	0	0	827	15.6	29
Weiss	82-0	2544	365-855	.427	0-0	--	213-253	.842	0	0	227	474	206-0	0	0	0	943	11.5	30
Boerwinkle	81-0	2335	348-775	.449	0-0	--	150-226	.664	0	0	1016	229	255-4	0	0	0	846	10.4	29
Wesley	72-0	1407	270-648	.417	0-0	--	145-219	.662	0	0	455	68	184-1	0	0	0	685	9.5	24
Tucker	33-0	557	97-189	.513	0-0	--	37-45	.822	0	0	113	31	52-0	0	0	0	231	7.0	24
Halimon	38-0	517	96-244	.393	0-0	--	49-73	.671	0	0	68	69	58-0	0	0	0	241	6.3	21
Kauffman	64-0	775	94-221	.425	0-0	--	88-123	.715	0	0	211	76	117-1	0	0	0	276	4.3	14
Manning (TOT)	67-0	777	119-321	.371	0-0	--	42-56	.750	0	0	232	36	122-1	0	0	0	280	4.2	13
Manning (CHI)	38-0	616	87-255	.341	0-0	--	37-48	.771	0	0	197	34	89-1	0	0	0	211	5.6	13
Petersen	31-0	231	33-90	.367	0-0	--	26-39	.667	0	0	26	23	22-0	0	0	0	92	3.0	14
Baum	3-0	13	3-11	.273	0-0	--	0-0	--	0	0	4	0	1-0	0	0	0	6	2.0	6
<b>BULLS</b>	<b>82</b>	<b>19880</b>	<b>3607-8133</b>	<b>.444</b>	<b>0-0</b>	<b>--</b>	<b>2209-2861</b>	<b>.772</b>	<b>0</b>	<b>0</b>	<b>4383</b>	<b>2133</b>	<b>1863-13</b>	<b>0</b>	<b>0</b>	<b>0</b>	<b>9423</b>	<b>11.9</b>	<b>152</b>
<b>OPPONENTS</b>	<b>82</b>	<b>19880</b>	<b>3896-8041</b>	<b>.485</b>	<b>0-0</b>	<b>--</b>	<b>1775-2401</b>	<b>.739</b>	<b>0</b>	<b>0</b>	<b>4302</b>	<b>2143</b>	<b>2214-47</b>	<b>0</b>	<b>1275</b>	<b>0</b>	<b>9567</b>	<b>116.7</b>	<b>146</b>

## (51-31) CHICAGO BULLS FINAL 1970-1971 REGULAR SEASON

PLAYER	G-6S	MIN	FG-FGA	PCT	3FG-FGA	PCT	FT-FTA	PCT	OFF	DEF	TOT	AST	PF-DO	STL	TO	BLK	PTS	AVG	HI
Love	81-81	3482	765-1710	.447	0-0	--	513-619	.829	0	0	690	185	259-0	0	0	0	2043	25.2	44
Walker	81-81	2927	650-1398	.465	0-0	--	480-559	.859	0	0	588	179	187-2	0	0	0	1780	22.0	44
Sloan	80-80	3140	592-1342	.441	0-0	--	278-389	.715	0	0	701	281	289-5	0	0	0	1462	18.3	34
Boerwinkle	82-82	2370	357-736	.485	0-0	--	168-232	.724	0	0	1133	397	275-3	0	0	0	882	10.8	26
Fox	82-0	1628	280-611	.458	0-0	--	239-321	.745	0	0	598	196	213-0	0	0	0	799	9.7	22
Weiss	82-47	2237	278-659	.422	0-0	--	226-269	.840	0	0	189	387	216-1	0	0	0	782	9.5	25
Guokas (TOT)	79-35	2213	206-418	.493	0-0	--	101-138	.732	0	0	158	342	189-1	0	0	0	513	6.5	22
Guokas (CHI)	78-35	2208	206-418	.493	0-0	--	101-138	.732	0	0	157	342	189-1	0	0	0	513	6.6	22
King	55-1	645	100-228	.439	0-0	--	64-79	.810	0	0	68	78	55-0	0	0	0	264	4.8	22
Baum	62-0	543	123-293	.420	0-0	--	40-58	.690	0	0	125	31	55-0	0	0	0	286	4.6	20
Collins	55-3	478	92-214	.430	0-0	--	35-45	.778	0	0	54	60	43-0	0	0	0	219	4.0	18
Ruffner	10-0	60	15-35	.429	0-0	--	4-8	.500	0	0	16	2	10-0	0	0	0	34	3.4	19
Halimon	2-0	23	1-8	.125	0-0	--	0-1	.000	0	0	2	4	5-0	0	0	0	2	1.0	2
Holt	6-0	14	1-8	.125	0-0	--	2-3	.667	0	0	4	0	1-0	0	0	0	4	0.7	2
<b>BULLS</b>	<b>82</b>	<b>19755</b>	<b>3460-7660</b>	<b>.452</b>	<b>0-0</b>	<b>--</b>	<b>2150-2721</b>	<b>.790</b>	<b>0</b>	<b>0</b>	<b>4325</b>	<b>2142</b>	<b>1797-12</b>	<b>0</b>	<b>1354</b>	<b>0</b>	<b>9070</b>	<b>110.6</b>	<b>141</b>
<b>OPPONENTS</b>	<b>82</b>	<b>19755</b>	<b>3491-7709</b>	<b>.453</b>	<b>0-0</b>	<b>--</b>	<b>1658-2216</b>	<b>.748</b>	<b>0</b>	<b>0</b>	<b>4031</b>	<b>1914</b>	<b>2099-36</b>	<b>0</b>	<b>1346</b>	<b>0</b>	<b>8640</b>	<b>105.4</b>	<b>136</b>

## (57-25) CHICAGO BULLS FINAL 1971-1972 REGULAR SEASON

PLAYER	G-6S	MIN	FG-FGA	PCT	3FG-FGA	PCT	FT-FTA	PCT	OFF	DEF	TOT	AST	PF-DO	STL	TO	BLK	PTS	AVG	HI
Love	79-76	3108	819-1854	.442	0-0	--	399-509	.784	0	0	518	125	235-2	0	0	0	2037	25.8	41
Walker	78-78	2588	619-1225	.505	0-0	--	481-568	.847	0	0	473	178	171-0	0	0	0	1719	22.0	56
Sloan	82-81	3035	535-1206	.444	0-0	--	258-391	.660	0	0	691	211	309-8	0	0	0	1328	16.2	35
Van Lier (TOT)	79-31	2415	334-761	.439	0-0	--	237-300	.790	0	0	357	542	239-5	0	0	0	905	11.5	29
Van Lier (CHI)	69-23	2140	306-671	.456	0-0	--	220-278	.791	0	0	299	491	207-4	0	0	0	832	12.1	29
Weiss	82-63	2450	358-832	.430	0-0	--	212-254	.835	0	0	170	377	212-1	0	0	0	928	11.3	30
Ray	82-28	1872	222-445	.499	0-0	--	134-218	.615	0	0	869	254	296-5	0	0	0	578	7.0	17
Boerwinkle	80-54	2022	219-500	.438	0-0	--	118-180	.656	0	0	897	281	253-4	0	0	0	556	7.0	16
Fox	10-1	133	20-53	.377	0-0	--	20-28	.714	0	0	54	6	21-0	0	0	0	60	6.0	13
Porter	67-0	730	171-403	.424	0-0	--	59-77	.766	0	0	183	24	88-0	0	0	0	401	6.0	21
King	73-1	1014	162-356	.455	0-0	--	89-113	.788	0	0	81	101	103-0	0	0	0	413	5.7	19
Paulk	7-0	60	8-28	.286	0-0	--	7-9	.778	0	0	15	4	7-0	0	0	0	23	3.3	9
Collins	19-0	134	26-71	.366	0-0	--	10-11	.909	0	0	12	10	11-0	0	0	0	62	3.3	14
McIntosh	43-5	405	57-168	.339	0-0	--	21-44	.477	0	0	89	18	41-0	0	0	0	135	3.1	23
Dinkins	18-0	89	17-41	.415	0-0	--	11-20	.550	0	0	20	7	10-0	0	0	0	45	2.5	5
<b>BULLS</b>	<b>82</b>	<b>19780</b>	<b>3539-7853</b>	<b>.451</b>	<b>0-0</b>	<b>--</b>	<b>2039-2700</b>	<b>.755</b>	<b>0</b>	<b>0</b>	<b>4371</b>	<b>2087</b>	<b>1964-24</b>	<b>0</b>	<b>1311</b>	<b>0</b>	<b>9117</b>	<b>111.2</b>	<b>148</b>
<b>OPPONENTS</b>	<b>82</b>	<b>19780</b>	<b>3263-7189</b>	<b>.454</b>	<b>0-0</b>	<b>--</b>	<b>1914-2617</b>	<b>.731</b>	<b>0</b>	<b>0</b>	<b>3928</b>	<b>1853</b>	<b>2041-32</b>	<b>0</b>	<b>1667</b>	<b>0</b>	<b>8440</b>	<b>102.9</b>	<b>130</b>





## (51-31) CHICAGO BULLS FINAL 1972-1973 REGULAR SEASON

PLAYER	G-6S	MIN	FG-FGA	PCT	3FG-FGA	PCT	FT-FTA	PCT	OFF	DEF	TOT	AST	PF-DO	STL	TO	BLK	PTS	AVG	HI
Love	82-75	3033	774-1794	.431	0-0	--	347-421	.824	0	0	532	119	240-1	0	0	0	1895	23.1	49
Walker	79-79	2455	597-1248	.478	0-0	--	376-452	.832	0	0	395	179	166-1	0	0	0	1570	19.9	36
Van Lier	80-79	2882	474-1064	.445	0-0	--	166-211	.787	0	0	438	567	269-5	0	0	0	1114	13.9	29
Sloan	69-66	2412	301-733	.411	0-0	--	94-133	.707	0	0	475	151	235-5	0	0	0	696	10.1	31
Heard (TOT)	81-9	1552	350-824	.425	0-0	--	116-178	.652	0	0	453	60	171-1	0	0	0	816	10.1	31
Heard (CHI)	78-9	1535	346-815	.425	0-0	--	115-177	.650	0	0	447	58	167-1	0	0	0	807	10.3	31
Weiss	82-19	2086	279-655	.426	0-0	--	159-189	.841	0	0	148	295	151-1	0	0	0	717	8.7	24
Ray	73-50	2009	254-516	.492	0-0	--	117-189	.619	0	0	797	271	232-5	0	0	0	625	8.6	22
McIntosh	3-0	33	8-13	.615	0-0	--	0-2	.000	0	0	9	1	4-0	0	0	0	16	5.3	8
Porter	43-0	407	98-217	.452	0-0	--	22-29	.759	0	0	118	16	52-1	0	0	0	218	5.1	18
Awtrey (TOT)	82-34	1687	146-305	.479	0-0	--	86-153	.562	0	0	447	224	234-6	0	0	0	378	4.6	13
Awtrey (CHI)	79-32	1650	143-298	.480	0-0	--	85-149	.570	0	0	433	222	226-6	0	0	0	371	4.7	13
King	65-1	785	116-263	.441	0-0	--	44-52	.846	0	0	76	81	76-0	0	0	0	276	4.2	20
Boerwinkle	8-0	176	9-24	.375	0-0	--	12-20	.600	0	0	54	40	22-0	0	0	0	30	3.8	7
Garrett	35-0	211	52-118	.441	0-0	--	21-31	.677	0	0	61	8	29-0	0	0	0	125	3.6	11
Russell	23-0	131	29-77	.377	0-0	--	16-18	.889	0	0	17	15	12-0	0	0	0	74	3.2	11
<b>BULLS</b>	<b>82</b>	<b>19805</b>	<b>3480-7835</b>	<b>.444</b>	<b>0-0</b>	<b>--</b>	<b>1574-2073</b>	<b>.759</b>	<b>0</b>	<b>0</b>	<b>4000</b>	<b>2023</b>	<b>1881-26</b>	<b>0</b>	<b>1357</b>	<b>0</b>	<b>8534</b>	<b>104.1</b>	<b>130</b>
<b>OPPONENTS</b>	<b>82</b>	<b>19805</b>	<b>3343-7098</b>	<b>.471</b>	<b>0-0</b>	<b>--</b>	<b>1562-2080</b>	<b>.751</b>	<b>0</b>	<b>0</b>	<b>3915</b>	<b>1910</b>	<b>2002-38</b>	<b>0</b>	<b>1675</b>	<b>0</b>	<b>8248</b>	<b>100.6</b>	<b>127</b>

## (54-28) CHICAGO BULLS FINAL 1973-1974 REGULAR SEASON

PLAYER	G-6S	MIN	FG-FGA	PCT	3FG-FGA	PCT	FT-FTA	PCT	OFF	DEF	TOT	AST	PF-DO	STL	TO	BLK	PTS	AVG	HI
Love	82-76	3292	731-1752	.417	0-0	--	323-395	.818	183	309	492	130	221-1	84	0	28	1785	21.8	43
Walker	82-82	2661	572-1178	.486	0-0	--	439-502	.875	131	275	406	200	201-1	68	0	4	1583	19.3	39
Van Lier	80-78	2863	427-1051	.406	0-0	--	288-370	.778	114	263	377	548	282-4	162	0	7	1142	14.3	30
Sloan	77-77	2860	412-921	.447	0-0	--	194-273	.711	150	406	556	149	273-3	183	0	10	1018	13.2	25
Porter	73-4	1229	296-658	.450	0-0	--	92-115	.800	86	199	285	32	116-0	23	0	39	684	9.4	24
Ray	80-72	2632	313-612	.511	0-0	--	121-199	.608	285	692	977	246	281-5	58	0	173	747	9.3	25
Weiss	79-11	1708	263-564	.466	0-0	--	142-170	.835	32	71	103	303	156-0	104	0	12	668	8.5	24
Garrett	41-0	373	68-184	.370	0-0	--	21-32	.656	31	39	70	11	43-0	5	0	9	157	3.8	16
Boerwinkle	46-9	602	58-119	.487	0-0	--	42-60	.700	53	160	213	94	80-0	16	0	18	158	3.4	16
Hummer	18-0	186	23-46	.500	0-0	--	14-28	.500	13	24	37	13	30-0	3	0	1	60	3.3	12
Adelman	55-0	618	64-170	.376	0-0	--	54-76	.711	16	53	69	56	63-0	36	0	1	182	3.3	12
Awtrey	68-1	756	65-123	.528	0-0	--	54-94	.574	49	125	174	86	128-3	22	0	14	184	2.7	10
<b>BULLS</b>	<b>82</b>	<b>19780</b>	<b>3292-7378</b>	<b>.446</b>	<b>0-0</b>	<b>--</b>	<b>1784-2314</b>	<b>.771</b>	<b>1143</b>	<b>2616</b>	<b>3759</b>	<b>1868</b>	<b>1874-17</b>	<b>764</b>	<b>1690</b>	<b>316</b>	<b>8368</b>	<b>102.0</b>	<b>130</b>
<b>OPPONENTS</b>	<b>82</b>	<b>19780</b>	<b>3336-7246</b>	<b>.460</b>	<b>0-0</b>	<b>--</b>	<b>1425-1847</b>	<b>.772</b>	<b>1136</b>	<b>2734</b>	<b>3870</b>	<b>1830</b>	<b>2200-34</b>	<b>614</b>	<b>1880</b>	<b>406</b>	<b>8097</b>	<b>98.7</b>	<b>124</b>

## (47-35) CHICAGO BULLS FINAL 1974-1975 REGULAR SEASON

PLAYER	G-6S	MIN	FG-FGA	PCT	3FG-FGA	PCT	FT-FTA	PCT	OFF	DEF	TOT	AST	PF-DO	STL	TO	BLK	PTS	AVG	HI
Love	61-57	2401	539-1256	.429	0-0	--	264-318	.830	99	286	385	102	209-3	63	0	12	1342	22.0	39
Walker	76-76	2452	524-1076	.487	0-0	--	413-480	.860	114	318	432	169	181-0	49	0	6	1461	19.2	39
Van Lier	70-69	2590	407-970	.420	0-0	--	236-298	.792	86	242	328	403	246-5	139	0	14	1050	15.0	42
Sloan	78-76	2577	380-865	.439	0-0	--	193-258	.748	177	361	538	161	265-5	171	0	17	953	12.2	27
Adelman	12-8	340	43-104	.413	0-0	--	28-39	.718	6	20	26	35	31-0	16	0	1	114	9.5	16
Block (TOT)	54-14	939	159-346	.460	0-0	--	114-144	.792	69	163	232	51	121-0	42	0	32	432	8.0	29
Block (CHI)	50-13	882	150-317	.473	0-0	--	105-134	.784	63	151	214	44	110-0	38	0	31	405	8.1	29
Thurmond	80-77	2756	250-686	.364	0-0	--	132-224	.589	259	645	904	328	271-6	46	0	195	632	7.9	25
Garrett	70-3	1183	228-474	.481	0-0	--	77-97	.794	80	167	247	43	124-0	24	0	13	533	7.6	21
Guokas	82-12	2089	255-500	.510	0-0	--	78-103	.757	24	115	139	178	154-1	45	0	17	588	7.2	20
Hewitt	18-9	467	56-129	.434	0-0	--	14-23	.609	30	86	116	24	46-1	9	0	10	126	7.0	17
Wilson	48-1	425	115-225	.511	0-0	--	46-58	.793	18	34	52	36	54-1	22	0	1	276	5.8	20
Boerwinkle	80-5	1175	132-271	.487	0-0	--	73-95	.768	105	275	380	272	163-0	25	0	45	337	4.2	17
Johnson	38-3	291	53-118	.449	0-0	--	37-58	.638	32	62	94	20	57-1	10	0	11	143	3.8	16
Benbow	39-1	252	35-94	.372	0-0	--	15-18	.833	14	24	38	25	41-0	11	0	6	85	2.2	8
<b>BULLS</b>	<b>82</b>	<b>19880</b>	<b>3167-7085</b>	<b>.447</b>	<b>0-0</b>	<b>--</b>	<b>1711-2203</b>	<b>.777</b>	<b>1107</b>	<b>2786</b>	<b>3893</b>	<b>1840</b>	<b>1952-23</b>	<b>668</b>	<b>1482</b>	<b>379</b>	<b>8045</b>	<b>98.1</b>	<b>128</b>
<b>OPPONENTS</b>	<b>82</b>	<b>19880</b>	<b>3167-7070</b>	<b>.448</b>	<b>0-0</b>	<b>--</b>	<b>1457-1900</b>	<b>.767</b>	<b>1008</b>	<b>2647</b>	<b>3655</b>	<b>1686</b>	<b>2168-37</b>	<b>625</b>	<b>1580</b>	<b>404</b>	<b>7791</b>	<b>95.0</b>	<b>123</b>





# 1975-1978 / YEAR-BY-YEAR STATISTICS

## (24-58) CHICAGO BULLS FINAL 1975-1976 REGULAR SEASON

PLAYER	G-6S	MIN	FG-FGA	PCT	3FG-FGA	PCT	FT-FTA	PCT	OFF	DEF	TOT	AST	PF-DO	STL	TO	BLK	PTS	AVG	HI
Love	76-64	2823	543-1391	.390	0-0	--	362-452	.801	191	319	510	145	233-3	63	--	10	1448	19.1	40
Johnson	81-72	2390	478-1033	.463	0-0	--	283-360	.786	279	479	758	130	292-8	93	--	66	1239	15.3	30
Van Lier	76-72	3026	361-987	.366	0-0	--	235-319	.737	138	272	410	500	298-9	150	--	26	957	12.6	28
Garrett	14-4	324	57-131	.435	0-0	--	38-44	.864	27	48	75	7	3-0	8	--	4	152	10.9	22
Marin (TOT)	79-21	1909	343-812	.422	0-0	--	161-188	.856	69	183	252	141	164-0	45	--	11	847	10.7	34
Marin (CHI)	67-13	1631	302-718	.421	0-0	--	134-155	.865	59	153	212	118	134-0	38	--	5	738	11.0	34
Sloan	22-20	617	84-210	.400	0-0	--	55-78	.705	40	76	116	22	77-1	27	--	5	223	10.1	21
Laskowski	71-40	1570	284-690	.412	0-0	--	87-120	.725	52	167	219	55	90-0	56	--	10	655	9.2	29
Boerwinkle	74-61	2045	265-530	.500	0-0	--	118-177	.667	263	529	792	283	263-9	47	--	52	648	8.8	31
Wilson	58-10	856	197-489	.403	0-0	--	43-58	.741	32	62	94	52	96-1	25	--	2	437	7.5	28
Benbow	76-22	1586	219-551	.397	0-0	--	105-140	.750	65	111	176	158	186-1	62	--	11	543	7.1	19
Pondexter	75-31	1326	156-380	.411	0-0	--	122-182	.670	113	268	381	90	134-4	28	--	26	434	5.8	22
Guokas	18-0	278	36-74	.486	0-0	--	9-11	.818	4	12	16	28	23-0	5	--	1	81	4.5	12
Thurmond	13-0	260	20-45	.444	0-0	--	8-18	.444	14	57	71	26	15-0	4	--	12	48	3.7	8
Patterson (TOT)	66-1	918	84-220	.382	0-0	--	34-54	.630	80	148	228	80	93-1	16	--	16	202	3.1	13
Patterson (CHI)	52-1	782	69-182	.379	0-0	--	26-44	.591	73	127	200	71	82-1	13	--	11	164	3.2	13
Fernsten (TOT)	37-0	268	33-86	.384	0-0	--	26-37	.703	25	45	70	19	21-0	7	--	14	92	2.5	8
Fernsten (CHI)	33-0	259	33-84	.393	0-0	--	26-37	.703	25	44	69	19	20-0	7	--	14	92	2.8	8
Block	2-0	7	2-4	.500	0-0	--	0-2	.000	0	2	2	0	2-0	1	--	0	4	2.0	4
<b>BULLS</b>	<b>82</b>	<b>19780</b>	<b>3106-7499</b>	<b>.414</b>	<b>0-0</b>	<b>--</b>	<b>1651-2197</b>	<b>.751</b>	<b>1375</b>	<b>2726</b>	<b>4101</b>	<b>1704</b>	<b>1977-37</b>	<b>627</b>	<b>1377</b>	<b>255</b>	<b>7863</b>	<b>95.9</b>	<b>130</b>
<b>OPPONENTS</b>	<b>82</b>	<b>19780</b>	<b>3246-6946</b>	<b>.467</b>	<b>0-0</b>	<b>--</b>	<b>1609-2137</b>	<b>.753</b>	<b>930</b>	<b>2809</b>	<b>3739</b>	<b>1669</b>	<b>2081-31</b>	<b>615</b>	<b>1458</b>	<b>461</b>	<b>8101</b>	<b>98.8</b>	<b>124</b>

## (44-38) CHICAGO BULLS FINAL 1976-1977 REGULAR SEASON

PLAYER	G-6S	MIN	FG-FGA	PCT	3FG-FGA	PCT	FT-FTA	PCT	OFF	DEF	TOT	AST	PF-DO	STL	TO	BLK	PTS	AVG	HI
Gilmore	82-82	2877	570-1091	.522	0-0	--	387-586	.660	313	757	1070	199	266-4	44	0	203	1527	18.6	42
Johnson	81-81	2847	538-1205	.446	0-0	--	324-407	.796	297	531	828	195	315-0	103	0	64	1400	17.3	37
Holland	79-70	2453	509-1120	.454	0-0	--	158-192	.823	78	175	253	253	201-3	169	0	16	1176	14.9	30
May	72-61	2369	431-955	.451	0-0	--	188-227	.828	141	296	437	145	185-2	78	0	17	1050	14.6	25
Love	14-13	496	68-201	.338	0-0	--	35-46	.761	38	35	73	23	47-1	8	0	2	171	12.2	22
Van Lier	82-81	3097	300-729	.412	0-0	--	238-306	.778	108	262	370	636	268-3	129	0	16	838	10.2	27
Mengelt	61-1	1178	209-458	.456	0-0	--	89-113	.788	29	81	110	114	102-2	37	0	4	507	8.3	26
Marin	54-7	869	167-359	.465	0-0	--	31-39	.795	27	64	91	62	85-0	13	0	6	365	6.8	18
McCracken	9-0	119	18-47	.383	0-0	--	11-18	.611	6	10	16	14	17-0	6	0	0	47	5.2	13
Laskowski	47-5	562	75-212	.354	0-0	--	27-30	.900	16	47	63	44	22-0	32	0	2	177	3.8	15
Boerwinkle	82-0	1070	134-273	.491	0-0	--	34-63	.540	101	211	312	189	147-0	19	0	19	302	3.7	19
Kropp	53-7	480	73-152	.480	0-0	--	28-41	.683	21	26	47	39	77-1	18	0	1	174	3.3	18
Pondexter	78-2	996	107-257	.416	0-0	--	42-65	.646	77	159	236	41	82-0	34	0	11	256	3.3	12
Fernsten	5-0	61	3-15	.200	0-0	--	8-11	.727	9	7	16	6	9-0	1	0	3	14	2.8	5
Hicks (TOT)	37-0	262	41-89	.461	0-0	--	11-13	.846	26	40	66	24	37-0	8	0	0	93	2.5	12
Hicks (CHI)	35-0	255	41-87	.471	0-0	--	11-13	.846	25	40	65	23	36-0	7	0	0	93	2.7	12
Starr	17-0	65	6-24	.250	0-0	--	2-2	1.000	6	4	10	6	11-0	1	0	0	14	0.8	4
Smith	2-0	11	0-1	.000	0-0	--	0-0	--	0	0	0	0	1-0	0	0	0	0	0.0	0
<b>BULLS</b>	<b>82</b>	<b>19805</b>	<b>3249-7186</b>	<b>.452</b>	<b>0-0</b>	<b>--</b>	<b>1613-2159</b>	<b>.747</b>	<b>1292</b>	<b>2705</b>	<b>3997</b>	<b>1989</b>	<b>1871-26</b>	<b>699</b>	<b>1552</b>	<b>364</b>	<b>8111</b>	<b>98.9</b>	<b>120</b>
<b>OPPONENTS</b>	<b>82</b>	<b>19805</b>	<b>3306-7095</b>	<b>.466</b>	<b>0-0</b>	<b>--</b>	<b>1425-1907</b>	<b>.747</b>	<b>1055</b>	<b>2559</b>	<b>3614</b>	<b>1917</b>	<b>2166-51</b>	<b>723</b>	<b>1598</b>	<b>460</b>	<b>8037</b>	<b>98.0</b>	<b>125</b>

## (40-42) CHICAGO BULLS FINAL 1977-1978 REGULAR SEASON

PLAYER	G-6S	MIN	FG-FGA	PCT	3FG-FGA	PCT	FT-FTA	PCT	OFF	DEF	TOT	AST	PF-DO	STL	TO	BLK	PTS	AVG	HI
Gilmore	82-82	3067	704-1260	.559	0-0	--	471-669	.704	318	753	1071	263	261-4	42	366	181	1879	22.9	38
Johnson	81-81	2870	561-1215	.462	0-0	--	362-446	.812	218	520	738	267	317-8	92	270	68	1484	18.3	39
Holland	82-81	2884	589-1285	.443	0-0	--	223-279	.799	105	189	294	313	258-4	164	223	14	1361	16.6	36
May	55-55	1802	260-617	.454	0-0	--	175-216	.810	118	214	332	114	170-4	50	125	6	735	13.4	27
Mengelt	81-8	1767	325-675	.481	0-0	--	184-238	.773	41	88	129	232	169-0	51	124	4	834	10.3	27
Russell	36-5	789	133-304	.438	0-0	--	49-57	.860	31	52	83	61	63-1	19	35	4	315	8.8	24
Van Lier	78-75	2524	200-477	.419	0-0	--	172-229	.751	86	198	284	531	279-9	144	200	5	572	7.3	23
Landsberger	62-15	926	127-251	.506	0-0	--	91-157	.580	110	191	301	32	78-0	21	69	6	349	5.6	25
Weatherspoon	41-0	611	86-194	.443	0-0	--	37-42	.881	57	68	125	32	74-0	19	49	10	205	5.1	17
Dickey (TOT)	47-1	493	87-198	.439	0-0	--	30-36	.833	36	61	97	21	56-0	14	40	4	204	4.3	18
Dickey (CHI)	25-1	220	27-68	.397	0-0	--	14-19	.737	15	33	48	10	27-0	4	23	2	68	2.7	11
Armstrong	66-0	716	131-280	.468	0-0	--	22-27	.815	24	44	68	74	42-0	23	58	0	284	4.3	22
Sheppard	64-7	698	119-262	.454	0-0	--	37-56	.661	67	64	131	43	72-0	14	46	3	275	4.3	22
Boerwinkle	22-0	227	23-50	.460	0-0	--	10-13	.769	14	45	59	44	36-0	3	26	4	56	2.5	10
Pondexter	44-0	534	37-85	.435	0-0	--	14-20	.700	36	94	130	87	66-0	19	30	15	88	2.0	14
Ard (TOT)	15-0	125	8-17	.471	0-0	--	3-5	.600	9	27	36	8	19-0	0	14	0	19	1.3	4
Ard (CHI)	14-0	116	8-16	.500	0-0	--	2-3	.667	8	24	32	7	18-0	0	14	0	18	1.3	4
Hansen	2-0	4	0-2	.000	0-0	--	0-0	--	0	0	0	0	0-0	0	1	0	0	0.0	0
<b>BULLS</b>	<b>82</b>	<b>19755</b>	<b>3330-7041</b>	<b>.473</b>	<b>0-0</b>	<b>--</b>	<b>1863-2471</b>	<b>.754</b>	<b>1248</b>	<b>2577</b>	<b>3825</b>	<b>2119</b>	<b>1930-30</b>	<b>665</b>	<b>1667</b>	<b>322</b>	<b>8523</b>	<b>103.9</b>	<b>131</b>
<b>OPPONENTS</b>	<b>82</b>	<b>19755</b>	<b>3565-7273</b>	<b>.490</b>	<b>0-0</b>	<b>--</b>	<b>1466-1980</b>	<b>.740</b>	<b>1065</b>	<b>2367</b>	<b>3432</b>	<b>2076</b>	<b>2199-46</b>	<b>777</b>	<b>1479</b>	<b>451</b>	<b>8596</b>	<b>104.8</b>	<b>135</b>

FRONT OFFICE: BALL OPS., PLAYERS: THE NBA, OPPONENTS: 2011-12 SEASON, RECORDS: PLAYOFFS, HISTORY: COMMUNITY, MEDIA: CONTENTS



## (31-51) CHICAGO BULLS FINAL 1978-1979 REGULAR SEASON

PLAYER	G-6S	MIN	FG-FGA	PCT	3FG-FGA	PCT	FT-FTA	PCT	OFF	DEF	TOT	AST	PF-DO	STL	TO	BLK	PTS	AVG	HI
Gilmore	82-82	3265	753-1310	.575	0-0	--	434-587	.739	293	750	1043	274	280-2	50	310	156	1940	23.7	41
Theus	82-80	2753	537-1119	.480	0-0	--	264-347	.761	92	136	228	429	270-2	93	303	18	1338	16.3	30
M. Johnson	82-74	2594	496-1105	.449	0-0	--	273-329	.830	193	434	627	380	286-9	88	312	59	1265	15.4	33
Holland	82-56	2483	445-940	.473	0-0	--	141-176	.801	78	176	254	330	240-9	122	185	12	1031	12.6	32
Mengelt	75-20	1705	338-689	.491	0-0	--	150-182	.824	25	93	118	187	148-1	46	120	4	826	11.0	26
W. Johnson	71-34	1734	281-540	.520	0-0	--	88-110	.800	58	169	227	163	182-2	54	114	33	650	9.2	24
O. Johnson	80-44	1959	278-585	.475	0-0	--	91-194	.469	292	450	742	68	125-0	27	149	22	647	8.1	21
Brown	77-4	1265	152-317	.479	0-0	--	84-98	.857	83	155	238	104	180-5	18	89	10	388	5.0	14
May	37-8	403	59-136	.434	0-0	--	30-40	.750	14	50	64	39	51-0	22	51	1	148	4.0	15
Dudley	43-8	684	45-125	.360	0-0	--	28-42	.667	25	61	86	116	82-0	32	64	1	118	2.7	14
Sheppard	22-0	203	24-51	.471	0-0	--	12-19	.632	16	12	28	15	16-0	5	21	0	60	2.7	11
Armstrong	26-0	259	28-70	.400	0-0	--	10-13	.769	7	13	20	31	22-0	10	21	0	66	2.5	8
Lloyd (TOT)	72-0	496	42-122	.344	0-0	--	27-47	.574	49	47	96	32	92-0	10	43	8	111	1.5	11
Lloyd (CHI)	67-0	465	42-120	.350	0-0	--	27-47	.574	48	45	93	32	86-0	9	51	8	111	1.7	11
Wakefield	2-0	8	0-1	.000	0-0	--	0-0	--	0	0	0	1	2-0	0	2	0	0	0.0	0
<b>BULLS</b>	<b>82</b>	<b>19780</b>	<b>3478-7108</b>	<b>.489</b>	<b>0-0</b>	--	<b>1632-2184</b>	<b>.747</b>	<b>1224</b>	<b>2544</b>	<b>3768</b>	<b>2169</b>	<b>1970-30</b>	<b>576</b>	<b>1813</b>	<b>324</b>	<b>8588</b>	<b>104.7</b>	<b>148</b>
<b>OPPONENTS</b>	<b>82</b>	<b>19780</b>	<b>3682-7408</b>	<b>.497</b>	<b>0-0</b>	--	<b>1549-2029</b>	<b>.763</b>	<b>1095</b>	<b>2377</b>	<b>3472</b>	<b>2146</b>	<b>2093-38</b>	<b>844</b>	<b>1468</b>	<b>503</b>	<b>8913</b>	<b>108.7</b>	<b>143</b>

## (30-52) CHICAGO BULLS FINAL 1979-1980 REGULAR SEASON

PLAYER	G-6S	MIN	FG-FGA	PCT	3FG-FGA	PCT	FT-FTA	PCT	OFF	DEF	TOT	AST	PF-DO	STL	TO	BLK	PTS	AVG	HI
Theus	82-82	3029	566-1172	.483	28-105	.267	500-597	.838	143	186	329	515	262-4	114	348	20	1660	20.2	33
Gilmore	48-48	1568	305-513	.595	0-0	--	245-344	.712	108	324	432	133	167-5	29	133	59	855	17.8	32
Greenwood	82-82	2791	498-1051	.474	1-7	.143	337-416	.810	223	550	773	182	313-8	60	210	129	1334	16.3	31
Sobers	82-82	2673	470-1002	.469	21-68	.309	200-239	.837	75	167	242	426	294-4	136	282	17	1161	14.2	33
May	54-53	1298	264-587	.450	0-4	.000	144-172	.837	78	140	218	104	126-2	45	77	5	672	12.4	26
Jones (TOT)	74-0	1448	227-506	.508	0-0	--	146-201	.726	114	254	368	101	207-0	28	122	42	660	8.9	24
Jones (CHI)	53-0	1170	207-387	.535	0-0	--	119-165	.721	83	213	296	90	159-0	24	102	37	533	10.1	24
Smith	30-0	496	97-230	.422	8-35	.229	57-63	.905	22	32	54	42	54-0	25	33	7	259	8.6	22
Landsberger	54-16	1136	183-346	.529	0-0	--	87-166	.524	157	293	450	32	113-1	23	75	17	453	8.4	25
Johnson	79-1	1535	262-527	.497	1-11	.091	82-93	.882	50	113	163	161	165-0	59	96	24	607	7.7	21
Dietrick	79-40	1830	227-500	.454	1-9	.111	90-118	.763	101	262	363	216	230-2	89	112	51	545	6.9	19
Mengelt	36-0	387	90-166	.542	0-6	.000	39-49	.796	3	20	23	38	54-0	10	36	0	219	6.1	21
Mack (TOT)	50-0	681	98-199	.492	0-5	.000	38-51	.745	32	39	71	53	50-0	24	35	3	234	4.7	18
Mack (CHI)	23-0	526	77-149	.517	0-4	.000	29-33	.879	25	24	49	33	34-0	20	26	3	183	8.0	18
Beshore	68-0	869	88-250	.352	10-26	.385	58-87	.667	16	47	63	139	105-0	58	104	5	244	3.6	15
Awtrey	26-6	560	27-60	.450	0-0	--	32-50	.640	29	86	115	40	66-0	12	27	15	86	3.3	9
Brown	4-0	37	1-3	.333	0-0	--	0-0	--	2	8	10	1	4-0	0	0	3	2	0.5	2
<b>BULLS</b>	<b>82</b>	<b>19905</b>	<b>3362-6943</b>	<b>.484</b>	<b>70-275</b>	<b>.255</b>	<b>2019-2592</b>	<b>.779</b>	<b>1115</b>	<b>2465</b>	<b>3580</b>	<b>2152</b>	<b>2146-26</b>	<b>704</b>	<b>1684</b>	<b>392</b>	<b>8813</b>	<b>107.5</b>	<b>145</b>
<b>OPPONENTS</b>	<b>82</b>	<b>19905</b>	<b>3585-7222</b>	<b>.496</b>	<b>54-199</b>	<b>.271</b>	<b>1811-2358</b>	<b>.768</b>	<b>1159</b>	<b>2345</b>	<b>3504</b>	<b>2109</b>	<b>2203-38</b>	<b>846</b>	<b>1543</b>	<b>498</b>	<b>9035</b>	<b>110.2</b>	<b>136</b>

## (45-37) CHICAGO BULLS FINAL 1980-1981 REGULAR SEASON

PLAYER	G-6S	MIN	FG-FGA	PCT	3FG-FGA	PCT	FT-FTA	PCT	OFF	DEF	TOT	AST	PF-DO	STL	TO	BLK	PTS	AVG	HI
Theus	82-82	2820	543-1097	.495	18-90	.200	445-550	.809	124	163	287	426	258-1	122	259	20	1549	18.9	32
Gilmore	82-82	2832	547-816	.670	0-0	--	375-532	.705	220	608	828	172	295-2	47	236	198	1469	17.9	31
Greenwood	82-82	2710	481-989	.486	0-2	.000	217-290	.748	243	481	724	218	282-5	77	192	124	1179	14.4	28
Kenon	77-70	2161	454-946	.480	0-0	--	180-245	.735	179	219	398	120	160-2	75	161	18	1088	14.1	32
Sobers	71-0	1803	355-769	.462	17-66	.258	231-247	.935	46	98	144	284	225-3	98	206	17	958	13.5	29
Wilkinson	80-49	2238	330-715	.462	1-10	.100	137-163	.840	86	196	282	272	170-0	102	175	23	798	10.0	28
Jones	81-9	1574	245-507	.483	0-0	--	125-161	.776	127	274	401	99	200-1	40	126	36	615	7.6	29
May	63-2	815	165-338	.488	0-0	--	113-149	.758	62	93	155	63	83-0	35	7	7	443	7.0	20
Dietrick	82-0	1243	146-320	.456	2-6	.333	77-111	.694	79	186	265	118	176-1	48	88	53	371	4.5	16
Wilkes	48-1	540	85-184	.462	0-1	.000	29-42	.690	36	60	96	30	86-0	25	34	12	199	4.1	21
Lester	8-0	83	10-24	.417	0-0	--	10-11	.909	3	3	6	7	5-0	2	9	0	30	3.8	9
Worthen	64-33	945	95-192	.495	0-4	.000	45-60	.750	22	93	115	115	115-0	57	91	6	235	3.7	18
Mack	3-0	16	1-6	.167	0-0	--	1-2	.500	0	1	1	1	1-0	1	0	0	3	1.0	2
<b>BULLS</b>	<b>82</b>	<b>19780</b>	<b>3457-6903</b>	<b>.481</b>	<b>38-179</b>	<b>.212</b>	<b>1985-2563</b>	<b>.774</b>	<b>1227</b>	<b>2475</b>	<b>3702</b>	<b>1925</b>	<b>2058-15</b>	<b>729</b>	<b>1672</b>	<b>514</b>	<b>8937</b>	<b>109.0</b>	<b>134</b>
<b>OPPONENTS</b>	<b>82</b>	<b>19780</b>	<b>3527-7209</b>	<b>.489</b>	<b>52-223</b>	<b>.233</b>	<b>1669-2211</b>	<b>.755</b>	<b>1145</b>	<b>2096</b>	<b>3241</b>	<b>1950</b>	<b>2135-42</b>	<b>784</b>	<b>1502</b>	<b>441</b>	<b>8775</b>	<b>107.0</b>	<b>135</b>



# 1981-1984 / YEAR-BY-YEAR STATISTICS

## (34-48) CHICAGO BULLS FINAL 1981-1982 REGULAR SEASON

PLAYER	G-6S	MIN	FG-FGA	PCT	3FG-FGA	PCT	FT-FTA	PCT	OFF	DEF	TOT	AST	PF-DO	STL	TO	BLK	PTS	AVG	HI
Gilmore	82-82	2796	546-837	.652	1-1	1.000	424-552	.768	224	611	835	136	287-4	49	227	220	1517	18.5	33
Theus	82-82	2838	560-1194	.469	25-100	.250	363-449	.808	115	197	312	476	243-1	87	277	16	1508	18.4	36
Greenwood	82-82	2914	480-1014	.473	0-3	.000	240-291	.825	192	594	786	262	292-1	70	180	93	1200	14.6	35
Sobers	80-6	1938	363-801	.453	19-76	.250	195-254	.768	37	105	142	301	238-6	73	217	18	940	11.8	28
Lesters	75-74	2252	329-657	.501	4-8	.500	208-256	.813	75	138	213	362	158-2	80	185	14	870	11.6	27
Jones	78-18	2040	303-572	.530	1-1	1.000	172-238	.723	156	351	507	114	217-0	49	155	36	779	10.0	21
Woolridge	75-12	1188	202-394	.513	0-3	.000	144-206	.699	82	145	227	81	152-1	23	107	24	548	7.3	24
Kenon	60-30	1036	192-412	.466	0-0	--	50-88	.568	72	108	180	65	71-0	30	82	7	434	7.2	22
Wilkes	57-22	862	128-266	.481	0-1	.000	58-80	.725	62	97	159	64	112-0	30	62	18	314	5.5	20
Blume	49-2	546	102-222	.459	4-18	.222	18-28	.643	14	27	41	68	57-0	23	54	2	226	4.6	18
Jackson (TOT)	49-0	478	79-172	.459	0-0	--	38-49	.776	35	28	63	27	48-0	14	24	3	196	4.0	17
Jackson (CHI)	38-0	412	69-146	.473	0-0	--	32-39	.821	28	23	51	22	43-0	11	18	3	170	4.5	17
Robinson	3-0	29	3-9	.333	0-0	--	4-4	1.000	3	0	3	0	1-0	0	1	0	10	3.3	6
Dietrick	74-0	999	92-200	.460	0-1	.000	38-54	.704	63	125	188	87	131-1	49	44	30	222	3.0	12
Burkman	6-0	30	0-4	.000	0-1	.000	5-6	.833	2	4	6	5	6-0	6	3	2	5	0.8	2
<b>BULLS</b>	<b>82</b>	<b>19880</b>	<b>3369-6728</b>	<b>.501</b>	<b>54-213</b>	<b>.254</b>	<b>1951-2545</b>	<b>.767</b>	<b>1125</b>	<b>2525</b>	<b>3650</b>	<b>2043</b>	<b>2008-16</b>	<b>580</b>	<b>1636</b>	<b>483</b>	<b>8743</b>	<b>106.6</b>	<b>140</b>
<b>OPPONENTS</b>	<b>82</b>	<b>19880</b>	<b>3369-6728</b>	<b>.501</b>	<b>54-213</b>	<b>.254</b>	<b>1951-2545</b>	<b>.767</b>	<b>1125</b>	<b>2525</b>	<b>3650</b>	<b>2043</b>	<b>2008-16</b>	<b>580</b>	<b>1636</b>	<b>483</b>	<b>8743</b>	<b>106.6</b>	<b>140</b>

## (28-54) CHICAGO BULLS FINAL 1982-1983 REGULAR SEASON

PLAYER	G-6S	MIN	FG-FGA	PCT	3FG-FGA	PCT	FT-FTA	PCT	OFF	DEF	TOT	AST	PF-DO	STL	TO	BLK	PTS	AVG	HI
Theus	82-81	2856	749-1567	.478	21-91	.231	434-542	.801	91	209	300	484	281-6	143	321	17	1953	23.8	46
Woolridge	57-38	1627	361-622	.580	0-3	.000	217-340	.638	122	176	298	97	177-1	38	157	44	939	16.5	34
Dailey	76-32	2081	470-1008	.466	5-25	.200	206-282	.730	87	173	260	280	248-7	72	205	10	1151	15.1	30
Corzine	82-71	2496	457-920	.497	0-2	.000	232-322	.720	243	474	717	154	242-4	47	228	109	1146	14.0	35
Higgins	82-42	2196	313-698	.448	13-41	.317	209-264	.792	159	207	366	175	248-3	66	127	65	848	10.3	25
Greenwood	79-61	2355	312-686	.455	0-4	.000	165-233	.708	217	548	765	151	261-5	54	154	90	789	10.0	27
Oldbering	80-31	1817	251-522	.481	2-12	.167	194-248	.782	108	250	358	131	246-3	50	152	9	698	8.7	28
Lester	65-38	1437	202-446	.453	0-5	.000	124-171	.725	46	126	172	332	121-2	51	134	6	528	8.1	27
Jackson	78-3	1309	199-426	.467	2-13	.154	92-126	.730	87	92	179	105	132-0	64	83	11	492	6.3	17
Oldham	16-0	171	31-58	.534	0-0	--	12-22	.545	18	29	47	5	30-1	5	13	13	74	4.6	17
Jones	49-2	673	86-193	.446	0-0	--	47-75	.627	56	139	195	40	90-0	18	66	14	219	4.5	19
Bradley	58-11	683	82-159	.516	1-5	.200	36-45	.800	27	78	105	106	91-0	49	59	10	201	3.5	19
Bratz	15-0	140	14-42	.333	1-8	.125	10-13	.769	3	16	19	23	20-0	7	14	0	39	2.6	10
Spriggs	9-0	39	8-20	.400	0-0	--	5-7	.714	2	7	9	3	3-0	1	2	2	21	2.3	6
Kenon	5-0	25	2-6	.333	0-0	--	0-0	--	1	3	4	0	2-0	1	2	0	4	0.8	2
<b>BULLS</b>	<b>82</b>	<b>19905</b>	<b>3537-7373</b>	<b>.480</b>	<b>45-209</b>	<b>.215</b>	<b>1983-2690</b>	<b>.737</b>	<b>1267</b>	<b>2527</b>	<b>3794</b>	<b>2086</b>	<b>2192-32</b>	<b>666</b>	<b>1743</b>	<b>400</b>	<b>9102</b>	<b>111.0</b>	<b>147</b>
<b>OPPONENTS</b>	<b>82</b>	<b>19905</b>	<b>3816-7712</b>	<b>.495</b>	<b>46-176</b>	<b>.261</b>	<b>1825-2438</b>	<b>.749</b>	<b>1197</b>	<b>2456</b>	<b>3653</b>	<b>2230</b>	<b>2266-39</b>	<b>845</b>	<b>1462</b>	<b>633</b>	<b>9503</b>	<b>115.9</b>	<b>152</b>

## (27-55) CHICAGO BULLS FINAL 1983-1984 REGULAR SEASON

PLAYER	G-6S	MIN	FG-FGA	PCT	3FG-FGA	PCT	FT-FTA	PCT	OFF	DEF	TOT	AST	PF-DO	STL	TO	BLK	PTS	AVG	HI
Woolridge	75-74	2544	570-1086	.525	1-2	.500	303-424	.715	130	239	369	136	253-6	71	188	60	1444	19.3	33
Dailey	82-42	2449	583-1229	.474	4-32	.125	321-396	.811	61	174	235	254	218-4	109	220	11	1491	18.2	44
Wiggins	82-40	2123	399-890	.448	7-29	.241	213-287	.742	138	190	328	187	278-8	106	139	11	1018	12.4	28
Corzine	82-82	2674	385-824	.467	3-9	.333	231-275	.840	169	406	575	202	227-3	58	175	120	1004	12.2	29
Greenwood	78-76	2718	369-753	.490	0-1	.000	213-289	.737	214	572	786	139	265-9	67	149	72	951	12.2	32
Johnson (TOT)	81-21	1487	302-540	.559	0-0	--	165-287	.575	162	256	418	81	307-15	37	164	69	769	9.5	24
Johnson (CHI)	31-8	594	113-198	.571	0-0	--	64-110	.582	68	98	166	18	119-8	15	59	21	290	9.4	23
Theus	31-6	601	92-237	.388	3-15	.200	84-108	.778	21	25	46	142	78-2	21	59	3	271	8.7	22
Whatley	80-73	2159	261-556	.469	0-2	.000	146-200	.730	63	134	197	662	223-4	119	268	17	668	8.4	21
Higgins	78-6	1577	193-432	.447	1-22	.045	113-156	.724	87	119	206	116	161-0	49	76	29	500	6.4	18
Lester	43-3	687	78-188	.415	1-5	.200	75-87	.862	20	26	46	168	59-1	30	72	6	232	5.4	16
Green	49-0	667	100-228	.439	0-0	--	55-77	.714	58	116	174	25	128-1	18	60	17	255	5.2	18
Bryant	29-0	317	52-133	.391	0-0	--	14-33	.424	37	43	80	13	48-0	9	16	11	118	4.1	18
Oldham	64-0	870	110-218	.505	0-0	--	39-66	.591	75	158	233	33	139-2	15	83	76	259	4.0	15
<b>BULLS</b>	<b>82</b>	<b>19980</b>	<b>3305-6972</b>	<b>.474</b>	<b>20-117</b>	<b>.171</b>	<b>1871-2508</b>	<b>.746</b>	<b>1141</b>	<b>2300</b>	<b>3441</b>	<b>2095</b>	<b>2196-48</b>	<b>687</b>	<b>1578</b>	<b>454</b>	<b>8501</b>	<b>103.7</b>	<b>156</b>
<b>OPPONENTS</b>	<b>82</b>	<b>19980</b>	<b>3502-7082</b>	<b>.494</b>	<b>37-182</b>	<b>.203</b>	<b>1885-2471</b>	<b>.763</b>	<b>1125</b>	<b>2388</b>	<b>3513</b>	<b>2235</b>	<b>2110-35</b>	<b>786</b>	<b>1513</b>	<b>514</b>	<b>8926</b>	<b>108.9</b>	<b>155</b>

FRONT OFFICE BALL OPS. PLAYERS THE NBA OPPONENTS 2011-12 SEASON RECORDS PLAYOFFS HISTORY COMMUNITY MEDIA CONTENTS

# YEAR-BY-YEAR STATISTICS / 1984-1987



THE NBA PLAYERS' BALL OPS. FRONT OFFICE

## (38-44) CHICAGO BULLS FINAL 1984-1985 REGULAR SEASON

PLAYER	G-6S	MIN	FG-FGA	PCT	3FG-FGA	PCT	FT-FTA	PCT	OFF	DEF	TOT	AST	PF-DO	STL	TO	BLK	PTS	AVG	HI
Jordan	82-82	3144	837-1625	.515	9-52	.173	630-746	.845	167	367	534	481	285-4	196	291	69	2313	28.2	49
Woolfride	77-76	2816	679-1225	.554	0-5	.000	409-521	.785	158	277	435	135	185-0	58	178	38	1767	22.9	37
Dailey	79-0	2101	525-1111	.473	7-30	.233	205-251	.817	57	151	208	191	192-0	71	154	5	1262	16.0	30
Johnson	74-54	1659	281-516	.545	0-3	.000	181-252	.718	146	291	437	64	265-7	37	151	62	743	10.0	31
Corzine	82-50	2062	276-568	.486	0-1	.000	149-200	.745	130	292	422	140	189-2	32	124	64	701	8.5	23
Green	48-1	740	108-250	.432	0-4	.000	79-98	.806	72	174	246	29	102-0	11	68	11	295	6.1	16
Greenwood	61-28	1523	152-332	.458	0-1	.000	67-94	.713	108	280	388	78	190-1	34	63	21	371	6.1	20
Matthews	78-38	1523	191-386	.495	2-16	.125	59-85	.694	16	51	67	354	133-0	73	124	12	443	5.7	21
Whatley	70-44	1385	140-313	.447	1-9	.111	68-86	.791	34	67	101	381	141-1	66	144	10	349	5.0	12
Higgins	68-5	942	119-270	.441	10-37	.270	60-90	.667	55	92	147	73	91-0	21	49	13	308	4.5	15
Ca. Jones	42-32	885	53-115	.461	0-2	.000	36-47	.766	49	162	211	34	125-3	12	40	31	142	3.4	16
Oldham	63-0	993	89-192	.464	0-1	.000	34-50	.680	79	157	236	31	166-3	11	58	127	212	3.4	12
Ch. Jones	3-0	29	2-4	.500	0-0	--	4-6	.667	2	4	6	1	6-0	4	5	8	2.7	4	4
Engler	3-0	3	1-2	.500	0-0	--	0-0	--	1	1	2	0	1-0	0	1	0	2	0.7	2
<b>BULLS</b>	<b>82</b>	<b>19805</b>	<b>3453-6909</b>	<b>.500</b>	<b>29-161</b>	<b>.180</b>	<b>1981-2526</b>	<b>.784</b>	<b>1074</b>	<b>2366</b>	<b>3440</b>	<b>1992</b>	<b>2071-21</b>	<b>622</b>	<b>1463</b>	<b>468</b>	<b>8916</b>	<b>108.7</b>	<b>140</b>
<b>OPPONENTS</b>	<b>82</b>	<b>19805</b>	<b>3521-7210</b>	<b>.488</b>	<b>91-292</b>	<b>.312</b>	<b>1852-2394</b>	<b>.774</b>	<b>1137</b>	<b>2260</b>	<b>3397</b>	<b>2045</b>	<b>2040-25</b>	<b>668</b>	<b>1323</b>	<b>447</b>	<b>8985</b>	<b>109.6</b>	<b>141</b>

## (30-52) CHICAGO BULLS FINAL 1985-1986 REGULAR SEASON

PLAYER	G-6S	MIN	FG-FGA	PCT	3FG-FGA	PCT	FT-FTA	PCT	OFF	DEF	TOT	AST	PF-DO	STL	TO	BLK	PTS	AVG	HI
Jordan	18-7	451	150-328	.457	3-18	.167	105-125	.840	23	41	64	53	46-0	37	45	21	408	22.7	33
Woolfride	70-59	2248	540-1090	.495	4-23	.174	364-462	.788	150	200	350	213	186-2	49	174	47	1448	20.7	44
Dailey	35-0	723	203-470	.432	0-8	.000	163-198	.823	20	48	68	67	86-0	22	67	5	569	16.3	38
Gerwin	82-75	2065	519-1100	.472	4-19	.211	283-322	.879	78	137	215	144	210-4	49	161	23	1325	16.2	45
Green	80-68	2307	407-875	.465	0-8	.000	262-335	.782	208	450	658	139	292-5	70	220	37	1076	13.5	31
Banks	82-33	2139	356-688	.517	0-19	.000	183-255	.718	178	182	360	251	212-4	81	139	10	895	10.9	38
Oakley	77-30	1772	281-541	.519	0-3	.000	178-269	.662	255	409	664	133	250-9	68	175	30	740	9.6	35
Corzine	67-4	1709	255-519	.491	3-12	.250	127-171	.743	132	301	433	150	133-0	28	104	53	640	9.6	23
Macy	82-79	2426	286-592	.483	58-140	.414	73-90	.811	41	137	178	446	201-1	81	117	11	703	8.6	22
Oldham	52-47	1276	167-323	.517	0-1	.000	53-91	.582	112	194	306	37	206-6	28	86	134	387	7.4	17
Holton (TOT)	28-0	512	77-175	.440	1-12	.083	28-44	.636	11	22	33	55	47-1	25	27	0	183	6.5	21
Holton (CHI)	24-0	447	73-155	.471	1-10	.100	24-38	.632	10	20	30	48	40-1	23	23	0	171	7.1	21
Paxson	75-3	1570	153-328	.466	15-51	.294	74-92	.804	18	76	94	274	172-2	55	63	2	395	5.3	23
Brown	10-13	132	18-41	.439	0-2	.000	9-13	.692	5	11	16	14	16-0	5	4	1	45	4.5	15
Higgins (TOT)	30-0	332	39-106	.368	1-9	.111	19-27	.704	14	37	51	24	49-0	9	13	11	98	3.3	11
Higgins (CHI)	5-0	81	9-23	.391	0-1	.000	5-6	.833	3	4	7	5	11-0	4	2	3	23	4.6	7
Smrek	38-5	408	46-122	.377	0-2	.000	16-29	.552	46	64	110	19	95-0	6	29	23	108	2.8	15
McKinney	9-0	83	10-23	.435	0-0	--	2-2	1.000	1	4	5	13	9-0	3	2	0	22	2.4	4
Brewer	4-0	18	3-9	.333	0-0	--	1-1	1.000	0	0	0	0	1-0	2	2	0	7	1.8	7
<b>BULLS</b>	<b>82</b>	<b>19855</b>	<b>3476-7227</b>	<b>.481</b>	<b>88-317</b>	<b>.278</b>	<b>1922-2499</b>	<b>.769</b>	<b>1280</b>	<b>2278</b>	<b>3558</b>	<b>2006</b>	<b>2166-34</b>	<b>609</b>	<b>1436</b>	<b>400</b>	<b>8962</b>	<b>109.3</b>	<b>135</b>
<b>OPPONENTS</b>	<b>82</b>	<b>19855</b>	<b>3601-7138</b>	<b>.504</b>	<b>70-233</b>	<b>.300</b>	<b>2002-2627</b>	<b>.762</b>	<b>1104</b>	<b>2362</b>	<b>3466</b>	<b>2170</b>	<b>2002-24</b>	<b>664</b>	<b>1298</b>	<b>491</b>	<b>9274</b>	<b>113.1</b>	<b>133</b>

## (40-42) CHICAGO BULLS FINAL 1986-1987 REGULAR SEASON

PLAYER	G-6S	MIN	FG-FGA	PCT	3FG-FGA	PCT	FT-FTA	PCT	OFF	DEF	TOT	AST	PF-DO	STL	TO	BLK	PTS	AVG	HI
Jordan	82-82	3281	1098-2279	.482	12-66	.182	833-972	.857	166	264	430	377	237-0	236	272	125	3041	37.1	61
Oakley	82-81	2980	468-1052	.445	11-30	.367	245-357	.686	299	775	1074	296	315-4	85	299	36	1192	14.5	28
Paxson	82-64	2689	386-793	.487	52-140	.371	106-131	.809	22	117	139	467	207-1	66	105	8	930	11.3	25
Banks	63-39	1822	249-462	.539	0-5	.000	112-146	.767	115	93	308	170	173-3	52	113	17	610	9.7	24
Threatt (TOT)	68-8	1446	239-534	.448	7-32	.219	95-119	.798	26	82	108	259	164-0	74	89	13	580	8.5	27
Threatt (CHI)	40-0	778	131-273	.480	0-16	.000	53-66	.803	8	43	51	177	88-4	42	42	9	315	7.9	27
Sellers	80-17	1751	276-606	.455	2-10	.200	126-178	.712	158	218	373	102	194-1	44	84	68	680	8.5	27
Corzine	82-39	2287	294-619	.475	0-5	.000	95-129	.736	199	341	540	209	202-1	38	114	87	683	8.3	26
Culetton	43-36	1105	129-276	.467	0-1	.000	39-73	.534	113	114	227	70	102-2	15	45	26	297	6.9	18
Colter	27-18	473	49-142	.345	0-9	.000	33-39	.846	9	33	42	94	38-0	19	32	6	131	4.9	14
Brown	62-3	818	106-201	.527	0-0	--	46-72	.639	71	143	214	24	129-2	20	59	7	258	4.2	17
Turner	70-4	936	112-252	.444	1-8	.125	23-31	.742	34	81	115	102	97-1	30	31	4	248	3.5	14
Poquette (TOT)	58-2	604	62-122	.508	0-4	.000	40-50	.800	30	71	101	35	77-1	9	21	34	164	2.8	13
Poquette (CHI)	21-1	167	21-40	.525	0-1	.000	9-11	.818	10	14	24	7	26-0	3	4	12	51	2.4	13
Myers	29-0	155	19-52	.365	0-6	.000	28-43	.651	8	9	17	21	25-0	14	10	2	66	2.3	13
Walters	44-26	534	40-93	.430	0-1	.000	5-9	.556	38	49	87	22	83-1	10	16	31	85	1.9	6
Young	5-0	20	2-4	.500	0-0	--	1-2	.500	0	1	1	0	3-0	1	1	0	5	1.0	3
Cofield	5-0	27	2-11	.182	0-1	.000	0-0	--	1	4	5	4	1-0	2	1	0	4	0.8	4
Daye	1-0	7	0-0	--	0-0	--	0-0	--	0	1	1	1	2-0	0	1	0	0	0.0	0
<b>BULLS</b>	<b>82</b>	<b>19830</b>	<b>3382-7155</b>	<b>.473</b>	<b>78-299</b>	<b>.261</b>	<b>1754-2254</b>	<b>.778</b>	<b>1248</b>	<b>2400</b>	<b>3648</b>	<b>2143</b>	<b>1922-16</b>	<b>677</b>	<b>1257</b>	<b>438</b>	<b>8596</b>	<b>104.8</b>	<b>128</b>
<b>OPPONENTS</b>	<b>82</b>	<b>19830</b>	<b>3337-6910</b>	<b>.483</b>	<b>115-337</b>	<b>.341</b>	<b>1734-2255</b>	<b>.769</b>	<b>1027</b>	<b>2317</b>	<b>3344</b>	<b>2028</b>	<b>1844-20</b>	<b>583</b>	<b>1269</b>	<b>492</b>	<b>8523</b>	<b>103.9</b>	<b>132</b>



# 1987-1990 / YEAR-BY-YEAR STATISTICS

## (50-32) CHICAGO BULLS FINAL 1987-1988 REGULAR SEASON

PLAYER	G-GS	MIN	FG-FGA	PCT	3FG-FGA	PCT	FT-FTA	PCT	OFF	DEF	TOT	AST	PF-DO	STL	TO	BLK	PTS	AVG	HI
Jordan	82-82	3311	1069-1998	.535	7-53	.132	723-860	.841	139	310	449	485	270-2	259	252	131	2868	35.0	59
Oakley	82-82	2816	375-776	.483	3-12	.250	261-359	.727	326	740	1066	248	272-2	68	241	28	1014	12.4	26
Corzine	80-32	2328	344-715	.481	1-9	.111	115-153	.752	170	357	527	154	149-1	36	109	95	804	10.1	21
Sellers	82-76	2212	326-714	.457	1-7	.143	124-157	.790	107	143	250	141	174-0	34	91	66	777	9.5	24
Vincent (TOT)	72-27	1501	210-461	.456	8-21	.381	145-167	.868	35	117	152	381	145-0	55	136	16	573	8.0	23
Vincent (CHI)	29-27	953	138-309	.447	3-8	.375	99-107	.925	18	85	103	244	82-0	34	84	12	378	13.0	23
Pippen	79-0	1650	261-564	.463	4-23	.174	99-172	.576	115	183	298	169	212-3	91	131	52	625	7.9	24
Paxson	81-30	1888	287-582	.493	33-95	.347	33-45	.733	16	88	104	303	154-2	49	64	1	640	7.9	22
Grant	81-6	1827	254-507	.501	0-2	.000	114-182	.626	155	292	447	89	221-3	51	86	53	622	7.7	20
Threatt	45-0	701	132-263	.502	2-20	.100	32-41	.780	12	43	55	107	71-0	27	44	3	298	6.6	26
Sparrow (TOT)	58-25	1044	117-293	.399	2-13	.154	24-33	.727	15	57	72	167	79-1	41	58	3	260	4.5	19
Sparrow (CHI)	55-25	992	112-274	.409	2-12	.167	24-33	.727	14	56	70	162	72-1	37	52	3	250	4.5	19
Brown	46-27	591	78-174	.448	0-1	.000	41-71	.577	66	93	159	28	85-0	11	38	4	197	4.3	15
Gilmore	24-23	372	41-80	.513	0-0	--	19-37	.514	15	48	63	9	54-0	5	28	12	101	4.2	13
Turner	17-0	98	8-30	.267	0-0	--	1-2	.500	8	2	10	9	5-0	8	10	0	17	1.0	4
Walters	22-0	114	9-29	.310	0-1	.000	0-2	.000	9	19	28	1	26-0	2	6	15	18	0.8	4
White	2-0	2	0-0	--	0-0	--	0-0	--	0	0	0	0	0-0	0	0	0	0	0.0	0
<b>BULLS</b>	<b>82</b>	<b>19855</b>	<b>3434-7015</b>	<b>.490</b>	<b>56-243</b>	<b>.230</b>	<b>1685-2221</b>	<b>.759</b>	<b>1170</b>	<b>2459</b>	<b>3629</b>	<b>2149</b>	<b>1849-14</b>	<b>712</b>	<b>1263</b>	<b>475</b>	<b>8609</b>	<b>105.0</b>	<b>132</b>
<b>OPPONENTS</b>	<b>82</b>	<b>19855</b>	<b>3276-6967</b>	<b>.470</b>	<b>108-368</b>	<b>.293</b>	<b>1670-2205</b>	<b>.757</b>	<b>1023</b>	<b>2268</b>	<b>3291</b>	<b>2079</b>	<b>1880-27</b>	<b>597</b>	<b>1244</b>	<b>415</b>	<b>8330</b>	<b>101.6</b>	<b>144</b>

## (47-35) CHICAGO BULLS FINAL 1988-1989 REGULAR SEASON

PLAYER	G-GS	MIN	FG-FGA	PCT	3FG-FGA	PCT	FT-FTA	PCT	OFF	DEF	TOT	AST	PF-DO	STL	TO	BLK	PTS	AVG	HI
Jordan	81-81	3255	966-1795	.538	27-98	.276	674-793	.850	149	503	652	650	247-2	234	290	65	2633	32.5	53
Pippen	73-56	2413	413-867	.476	21-77	.273	201-301	.668	138	307	445	256	261-8	139	199	61	1048	14.4	31
Cartwright	78-76	2333	365-768	.475	0-0	--	236-308	.766	152	369	521	90	234-2	21	190	41	966	12.4	23
Grant	79-79	2809	405-781	.519	0-5	.000	140-199	.704	240	441	681	168	251-1	86	128	62	950	12.0	25
Vincent	70-56	1703	274-566	.484	2-17	.118	106-129	.822	34	156	190	335	124-0	53	142	10	656	9.4	23
Hodges (TOT)	59-6	1204	203-430	.472	75-180	.417	48-57	.842	23	66	89	146	90-0	43	57	4	529	9.0	23
Hodges (CHI)	49-6	1112	187-394	.475	71-168	.423	45-53	.849	21	63	84	138	82-0	41	52	4	490	10.0	23
Paxson	78-20	1738	246-513	.480	44-133	.331	31-36	.861	13	81	94	308	162-1	53	71	6	567	7.3	24
Sellers	80-25	1732	231-476	.485	3-6	.500	86-101	.851	85	142	227	99	176-2	35	72	69	551	6.9	32
Corzine	81-7	1483	203-440	.461	2-8	.250	71-96	.740	92	223	315	103	134-0	29	93	45	479	5.9	23
Davis	49-3	545	81-190	.426	4-15	.267	19-26	.731	47	67	114	31	58-1	11	22	5	185	3.8	15
Perdue	30-0	190	29-72	.403	0-0	--	8-14	.571	18	27	45	11	38-0	4	15	6	66	2.2	9
Haley	51-1	289	37-78	.474	0-0	--	36-46	.783	21	50	71	10	56-0	11	26	0	110	2.2	12
Pressley (TOT)	13-0	124	9-31	.290	0-2	.000	5-9	.556	3	12	15	26	11-0	4	11	0	23	1.8	4
Pressley (CHI)	3-0	17	1-6	.167	0-2	.000	0-0	--	0	1	1	4	2-0	0	0	0	2	0.7	2
Jones	8-0	65	5-15	.333	0-1	.000	2-2	1.000	4	4	8	4	7-0	2	1	1	12	1.5	8
Nealy	13-0	94	5-7	.714	0-0	--	1-2	.500	4	19	23	6	23-0	3	1	1	11	0.8	2
Wood	2-0	2	0-0	--	0-0	--	0-0	--	0	0	0	0	0-0	0	0	0	0	0.0	0
<b>BULLS</b>	<b>82</b>	<b>19780</b>	<b>3448-6968</b>	<b>.495</b>	<b>174-530</b>	<b>.328</b>	<b>1656-2106</b>	<b>.786</b>	<b>1018</b>	<b>2453</b>	<b>3471</b>	<b>2213</b>	<b>1855-17</b>	<b>722</b>	<b>1327</b>	<b>376</b>	<b>8726</b>	<b>106.4</b>	<b>130</b>
<b>OPPONENTS</b>	<b>82</b>	<b>19780</b>	<b>3361-7098</b>	<b>.474</b>	<b>193-590</b>	<b>.327</b>	<b>1693-2190</b>	<b>.773</b>	<b>1078</b>	<b>2300</b>	<b>3378</b>	<b>2099</b>	<b>1781-13</b>	<b>686</b>	<b>1255</b>	<b>348</b>	<b>8608</b>	<b>105.0</b>	<b>128</b>

## (55-27) CHICAGO BULLS FINAL 1989-1990 REGULAR SEASON

PLAYER	G-GS	MIN	FG-FGA	PCT	3FG-FGA	PCT	FT-FTA	PCT	OFF	DEF	TOT	AST	PF-DO	STL	TO	BLK	PTS	AVG	HI
Jordan	82-82	3197	1034-1964	.526	92-245	.376	593-699	.848	143	422	565	519	241-0	227	247	54	2753	33.6	69
Pippen	82-82	3148	562-1150	.489	28-112	.250	199-295	.675	150	397	547	444	298-6	211	278	101	1351	16.5	28
Grant	80-80	2753	446-853	.523	0-0	--	179-256	.699	236	393	629	227	230-1	92	110	84	1071	13.4	23
Cartwright	71-71	2160	292-598	.488	0-0	--	227-280	.811	137	328	465	145	243-6	38	123	34	811	11.4	24
Paxson	82-82	2365	365-708	.516	33-92	.359	56-68	.824	27	92	119	335	176-1	83	85	6	819	10.0	27
King	82-2	1777	267-530	.504	0-1	.000	194-267	.727	169	215	384	87	215-0	38	119	58	728	8.9	24
Hodges	63-0	1055	145-331	.438	87-181	.481	30-33	.909	11	42	53	110	87-1	30	3	2	407	6.5	18
Armstrong	81-0	1291	190-392	.485	3-6	.500	69-78	.885	19	83	102	199	105-0	46	83	6	452	5.6	20
Perdue	77-11	884	111-268	.414	0-5	.000	72-104	.692	88	126	214	46	150-0	19	65	26	294	3.8	14
Davis	53-0	429	58-158	.367	7-25	.280	7-8	.875	25	56	81	18	52-0	10	7	1	130	2.5	8
Haley	11-0	58	9-20	.450	0-0	--	7-7	1.000	7	11	18	4	7-0	0	2	0	25	2.3	7
Nealy	46-0	503	37-70	.529	0-2	.000	30-41	.732	46	92	138	28	67-0	16	17	4	104	2.3	10
Lett	4-0	28	2-8	.250	0-0	--	0-0	--	0	0	0	1	8-0	0	2	0	4	1.0	2
Sanders	31-0	182	13-40	.325	0-0	--	2-4	.500	17	22	39	9	27-0	4	15	4	28	0.9	6
<b>BULLS</b>	<b>82</b>	<b>19830</b>	<b>3531-7090</b>	<b>.498</b>	<b>250-669</b>	<b>.374</b>	<b>1665-2140</b>	<b>.778</b>	<b>1075</b>	<b>2279</b>	<b>3354</b>	<b>2172</b>	<b>1906-15</b>	<b>814</b>	<b>1247</b>	<b>388</b>	<b>8977</b>	<b>109.5</b>	<b>132</b>
<b>OPPONENTS</b>	<b>82</b>	<b>19830</b>	<b>3361-6819</b>	<b>.493</b>	<b>204-581</b>	<b>.351</b>	<b>1784-2392</b>	<b>.746</b>	<b>1068</b>	<b>2296</b>	<b>3364</b>	<b>2110</b>	<b>1742-17</b>	<b>665</b>	<b>1411</b>	<b>383</b>	<b>8710</b>	<b>106.2</b>	<b>139</b>

FRONT OFFICE: BALL OPS, PLAYERS, THE NBA OPPONENTS 2011-12 SEASON RECORDS, PLAYOFFS HISTORY, COMMUNITY, MEDIA, CONTENTS



## (61-21) CHICAGO BULLS FINAL 1990-1991 REGULAR SEASON

PLAYER	G-6S	MIN	FG-FGA	PCT	3FG-FGA	PCT	FT-FTA	PCT	OFF	DEF	TOT	AST	PF-DO	STL	TO	BLK	PTS	AVG	HI
Jordan	82-82	3034	990-1837	.539	29-93	.312	571-671	.851	118	374	492	453	229-1	223	202	83	2580	31.5	46
Pippen	82-82	3014	600-1153	.520	21-68	.309	240-340	.706	163	432	595	511	270-3	193	232	93	1461	17.8	43
Grant	78-76	2641	401-733	.547	1-6	.167	191-277	.711	266	393	659	178	203-2	95	92	69	1000	12.8	25
Cartwright	79-79	2273	318-649	.490	0-0	--	124-178	.697	167	319	486	126	167-0	32	113	15	760	9.6	20
Armstrong	82-0	1731	304-632	.481	15-30	.500	97-111	.874	25	124	149	301	118-0	70	107	4	720	8.8	19
Paxson	82-82	1971	317-578	.548	42-96	.438	34-41	.829	15	76	91	297	136-0	62	69	3	710	8.7	28
King	76-6	1198	156-334	.467	0-2	.000	107-152	.704	72	136	208	65	134-0	24	91	42	419	5.5	16
Hodges	73-0	843	146-344	.424	44-115	.383	26-27	.963	10	32	42	97	74-0	34	35	2	362	5.0	20
Hopson	61-0	728	104-244	.426	1-5	.200	55-83	.663	49	60	109	65	79-0	25	59	14	264	4.3	14
Perdue	74-3	972	116-235	.494	0-3	.000	75-112	.670	122	214	336	47	147-1	23	75	57	307	4.1	15
Levingston	78-0	1013	127-282	.450	1-4	.250	59-91	.648	99	126	225	56	143-0	29	50	43	314	4.0	14
Williams	51-0	337	53-104	.510	1-2	.500	20-28	.714	42	56	98	16	51-0	12	23	13	127	2.5	10
<b>BULLS</b>	<b>82</b>	<b>19755</b>	<b>3632-7125</b>	<b>.510</b>	<b>155-424</b>	<b>.366</b>	<b>1605-2111</b>	<b>.760</b>	<b>1148</b>	<b>2342</b>	<b>3490</b>	<b>2212</b>	<b>1751-7</b>	<b>822</b>	<b>1184</b>	<b>438</b>	<b>9024</b>	<b>110.0</b>	<b>155</b>
<b>OPPONENTS</b>	<b>82</b>	<b>19755</b>	<b>3267-6884</b>	<b>.475</b>	<b>190-626</b>	<b>.304</b>	<b>1554-2017</b>	<b>.770</b>	<b>1062</b>	<b>2162</b>	<b>3224</b>	<b>2016</b>	<b>1826-17</b>	<b>633</b>	<b>1402</b>	<b>348</b>	<b>8278</b>	<b>101.0</b>	<b>145</b>

## (67-15) CHICAGO BULLS FINAL 1991-1992 REGULAR SEASON

PLAYER	G-6S	MIN	FG-FGA	PCT	3FG-FGA	PCT	FT-FTA	PCT	OFF	DEF	TOT	AST	PF-DO	STL	TO	BLK	PTS	AVG	HI
Jordan	80-80	3102	943-1818	.519	27-100	.270	491-590	.832	91	420	511	489	201-1	182	200	75	2404	30.1	51
Pippen	82-82	3164	687-1359	.506	16-80	.200	330-434	.760	185	445	630	572	242-2	155	253	93	1720	21.0	41
Grant	81-81	2859	457-790	.578	0-2	.000	235-317	.741	344	463	807	217	196-0	100	98	131	1149	14.2	28
Armstrong	82-3	1875	335-697	.481	35-87	.402	104-129	.806	19	126	145	266	88-0	46	94	5	809	9.9	22
Cartwright	64-64	1471	208-445	.467	0-0	--	96-159	.604	93	231	324	87	131-0	22	75	14	512	8.0	17
Paxson	79-79	1946	257-487	.528	12-44	.273	29-37	.784	21	75	96	241	142-0	49	44	9	555	7.0	16
King	79-12	1268	215-425	.506	2-5	.400	119-158	.753	87	118	205	77	129-0	21	76	25	551	7.0	23
Perdue	77-7	1007	152-278	.547	1-2	.500	45-91	.495	108	204	312	80	133-1	16	72	43	350	4.5	16
Hodges	56-2	555	93-242	.384	36-96	.375	16-17	.941	7	17	24	54	33-0	14	22	1	238	4.3	21
Levingston	79-0	1020	125-251	.498	1-6	.167	60-96	.625	109	118	227	66	134-0	27	42	45	311	3.9	13
Williams	63-0	690	83-172	.483	0-3	.000	48-74	.649	90	157	247	50	122-0	13	35	36	214	3.4	12
Hansen (TOT)	68-2	809	79-178	.444	7-27	.259	8-22	.364	17	60	77	69	134-0	27	28	3	173	2.5	13
Hansen (CHI)	66-0	769	75-169	.444	7-25	.280	8-22	.364	15	58	73	68	128-0	26	28	3	165	2.5	13
Randall	15-0	67	10-22	.455	0-2	.000	6-8	.750	4	5	9	7	8-0	0	6	0	26	1.7	8
Hopson	2-0	10	1-2	.500	0-0	--	0-0	--	0	0	0	0	2-0	1	0	0	2	1.0	2
Sparrow	4-0	18	1-8	.125	1-2	.500	0-0	--	0	1	1	4	2-0	0	2	0	3	0.8	3
Nevitt	4-0	9	1-3	.333	0-0	--	0-0	--	0	1	1	1	2-0	0	3	0	2	0.5	2
<b>BULLS</b>	<b>82</b>	<b>19830</b>	<b>3643-7168</b>	<b>.508</b>	<b>138-454</b>	<b>.304</b>	<b>1587-2132</b>	<b>.744</b>	<b>1173</b>	<b>2439</b>	<b>3612</b>	<b>2279</b>	<b>1693-4</b>	<b>672</b>	<b>1088</b>	<b>480</b>	<b>9011</b>	<b>109.9</b>	<b>140</b>
<b>OPPONENTS</b>	<b>82</b>	<b>19830</b>	<b>3206-6970</b>	<b>.460</b>	<b>218-657</b>	<b>.332</b>	<b>1525-1985</b>	<b>.768</b>	<b>1081</b>	<b>2171</b>	<b>3252</b>	<b>1841</b>	<b>1800-15</b>	<b>631</b>	<b>1288</b>	<b>352</b>	<b>8155</b>	<b>99.5</b>	<b>126</b>

## (57-25) CHICAGO BULLS FINAL 1992-1993 REGULAR SEASON

PLAYER	G-6S	MIN	FG-FGA	PCT	3FG-FGA	PCT	FT-FTA	PCT	OFF	DEF	TOT	AST	PF-DO	STL	TO	BLK	PTS	AVG	HI
Jordan	78-78	3067	992-2003	.495	81-230	.352	476-569	.837	135	387	522	428	188-0	221	207	61	2541	32.6	64
Pippen	81-81	3123	628-1327	.473	22-93	.237	232-350	.663	203	418	621	507	219-3	173	246	73	1510	18.6	39
Grant	77-77	2745	421-829	.508	1-5	.200	174-281	.619	341	388	729	201	218-4	89	110	96	1017	13.2	30
Armstrong	82-74	2492	408-818	.499	63-139	.453	130-151	.861	27	122	149	330	169-0	66	83	6	1009	12.3	28
S. Williams	71-5	1369	166-356	.466	0-7	.000	90-126	.714	168	283	451	68	230-3	55	73	66	422	5.9	15
Cartwright	63-63	1253	141-343	.411	0-0	--	72-98	.735	83	150	233	83	154-1	20	62	10	354	5.6	17
King	76-3	1059	160-340	.471	2-6	.333	86-122	.705	105	102	207	71	128-0	26	70	20	408	5.4	19
Tucker	69-0	909	143-295	.485	52-131	.397	18-22	.818	16	55	71	82	65-0	24	18	6	356	5.2	24
Perdue	72-16	998	137-246	.557	0-1	.000	67-111	.604	103	184	287	74	139-2	22	74	47	341	4.7	17
Paxson	59-8	1030	105-233	.451	19-41	.463	17-20	.850	9	39	48	136	99-0	38	31	2	246	4.2	14
McGray	64-5	1019	92-204	.451	2-5	.400	36-52	.692	53	105	158	81	99-0	12	53	15	222	3.5	15
Blanton	2-0	13	3-7	.429	0-0	--	0-0	--	2	1	3	1	1-0	2	1	0	6	3.0	4
C. Williams	35-0	242	31-85	.365	1-3	.333	18-22	.818	19	12	31	23	24-0	4	11	2	81	2.3	10
Courtney	5-0	34	4-9	.444	0-0	--	3-4	.750	2	0	2	1	9-0	2	3	1	11	2.2	5
Walker (TOT)	37-2	511	34-96	.354	0-1	.000	12-26	.462	22	36	58	53	63-0	33	25	2	80	2.2	10
Walker (CHI)	28-0	367	31-77	.403	0-0	--	10-20	.500	18	21	39	44	51-0	23	12	2	72	2.6	10
Nealy (TOT)	41-4	308	26-69	.377	8-27	.296	9-12	.750	12	52	64	15	41-0	12	7	2	69	1.7	8
Nealy (CHI)	11-0	79	10-23	.435	1-5	.200	2-2	1.000	4	12	16	2	6-0	3	2	1	23	2.1	8
English	6-0	31	3-10	.300	0-3	.000	0-2	.000	2	4	6	1	5-0	3	4	2	6	1.0	2
<b>BULLS</b>	<b>82</b>	<b>19830</b>	<b>3475-7205</b>	<b>.482</b>	<b>244-669</b>	<b>.365</b>	<b>1431-1952</b>	<b>.733</b>	<b>1290</b>	<b>2283</b>	<b>3573</b>	<b>2133</b>	<b>1804-13</b>	<b>783</b>	<b>1103</b>	<b>410</b>	<b>8625</b>	<b>105.2</b>	<b>128</b>
<b>OPPONENTS</b>	<b>82</b>	<b>19830</b>	<b>3139-6622</b>	<b>.474</b>	<b>247-685</b>	<b>.361</b>	<b>1584-2033</b>	<b>.779</b>	<b>1039</b>	<b>2265</b>	<b>3304</b>	<b>1918</b>	<b>1731-15</b>	<b>595</b>	<b>1372</b>	<b>357</b>	<b>8109</b>	<b>98.9</b>	<b>128</b>





## (69-13) CHICAGO BULLS FINAL 1996-1997 REGULAR SEASON

PLAYER	G-6S	MIN	F6-FGA	PCT	3FG-FGA	PCT	FT-FTA	PCT	OFF	DEF	TOT	AST	PF-DO	STL	TO	BLK	PTS	AVG	HI
Jordan	82-82	3106	920-1892	.486	111-297	.374	480-576	.833	113	369	482	352	156-0	140	166	44	2431	29.6	51
Pippen	82-82	3095	648-1366	.474	156-424	.368	204-291	.701	160	371	531	467	213-2	154	214	45	1656	20.2	47
Kukoc	57-15	1610	285-605	.471	50-151	.331	134-174	.770	94	167	261	256	97-1	60	91	29	754	13.2	31
Lonigley	59-59	1472	221-485	.456	0-2	.000	95-120	.792	121	211	332	141	191-5	23	111	66	537	9.1	17
Kerr	82-0	1861	249-467	.533	110-237	.464	54-67	.806	29	101	130	175	98-0	67	43	3	662	8.1	20
Caffey	75-19	1405	205-385	.532	0-1	.000	139-211	.659	135	166	301	89	149-0	25	97	9	549	7.3	23
Dele	9-0	138	26-63	.413	0-0	--	11-15	.733	14	19	33	12	20-0	3	11	5	63	7.0	10
Harper	76-74	1740	177-406	.436	68-188	.362	58-82	.707	46	147	193	191	138-0	86	50	38	480	6.3	22
Rodman	55-54	1947	128-286	.448	5-19	.263	50-88	.568	320	563	883	170	172-1	32	111	19	311	5.7	16
Brown	72-3	1057	140-333	.420	4-22	.182	57-84	.679	34	77	111	133	116-0	81	58	17	341	4.7	14
Wennington	61-19	783	118-237	.498	0-2	.000	44-53	.830	46	83	129	41	132-1	10	31	11	280	4.6	18
Parish	43-3	406	70-143	.490	0-0	--	21-31	.677	42	47	89	22	40-0	6	28	19	161	3.7	12
Simpkins	48-0	395	31-93	.333	1-4	.250	28-40	.700	36	56	92	31	44-0	5	35	5	91	1.9	11
Buechler	76-0	703	58-158	.367	18-54	.333	5-14	.357	45	81	126	60	50-0	23	27	21	139	1.8	12
Steigenga	2-0	12	1-4	.250	0-2	.000	1-2	.500	0	3	3	2	1-0	1	2	1	3	1.5	2
<b>BULLS</b>	<b>82</b>	<b>19730</b>	<b>3277-6923</b>	<b>.473</b>	<b>523-1403</b>	<b>.373</b>	<b>1381-1848</b>	<b>.747</b>	<b>1235</b>	<b>2461</b>	<b>3696</b>	<b>2142</b>	<b>1617-10</b>	<b>716</b>	<b>1109</b>	<b>332</b>	<b>8458</b>	<b>103.1</b>	<b>134</b>
<b>OPPONENTS</b>	<b>82</b>	<b>19730</b>	<b>2898-6653</b>	<b>.436</b>	<b>471-1408</b>	<b>.335</b>	<b>1305-1770</b>	<b>.737</b>	<b>1088</b>	<b>2205</b>	<b>3293</b>	<b>1619</b>	<b>1732-18</b>	<b>624</b>	<b>1293</b>	<b>286</b>	<b>7572</b>	<b>92.3</b>	<b>123</b>

## (62-20) CHICAGO BULLS FINAL 1997-1998 REGULAR SEASON

PLAYER	G-6S	MIN	F6-FGA	PCT	3FG-FGA	PCT	FT-FTA	PCT	OFF	DEF	TOT	AST	PF-DO	STL	TO	BLK	PTS	AVG	HI
Jordan	82-82	3181	881-1893	.465	30-126	.238	565-721	.784	130	345	475	283	151-0	141	185	45	2357	28.7	49
Pippen	44-44	1652	315-704	.447	61-192	.318	150-193	.777	53	174	227	254	116-0	79	109	43	841	19.1	33
Kukoc	74-22	2235	383-841	.455	63-174	.362	155-219	.708	121	206	327	314	149-0	76	154	37	984	13.3	30
Lonigley	58-58	1703	277-609	.455	0-0	--	109-148	.736	113	228	341	161	206-7	34	130	62	663	11.4	24
Harper	82-82	2284	293-665	.441	16-84	.190	162-216	.750	107	183	290	241	181-0	108	91	48	764	9.3	21
Kerr	50-0	1119	137-302	.454	57-130	.438	45-49	.918	14	63	77	96	71-0	26	27	5	376	7.5	21
Caffey	51-8	710	100-199	.503	0-1	.000	68-103	.660	76	97	173	36	92-1	13	48	17	268	5.3	18
Burrell	80-3	1096	159-375	.424	51-144	.354	47-64	.734	80	118	198	65	131-1	64	50	37	416	5.2	14
Rodman	80-66	2856	155-360	.431	4-23	.174	61-111	.550	421	780	1201	230	238-2	47	147	18	375	4.7	13
Brown	71-6	1147	116-302	.384	0-5	.000	56-78	.718	34	60	94	151	118-0	71	63	12	288	4.1	14
LaRue	14-0	140	20-49	.408	4-16	.250	5-8	.625	1	7	8	5	12-0	3	6	1	49	3.5	9
Wennington	48-8	467	75-172	.436	0-0	--	17-21	.810	32	48	80	19	77-1	4	16	5	167	3.5	14
Simpkins (TOT)	40-0	433	48-89	.539	0-2	.000	36-70	.514	27	50	77	33	54-0	9	32	5	132	3.3	17
Simpkins (CHI)	21-0	237	26-41	.634	0-1	.000	26-44	.591	8	23	31	17	35-0	4	13	3	78	3.7	17
Buechler	74-0	608	85-176	.483	25-65	.385	3-6	.500	24	53	77	49	47-0	22	21	15	198	2.7	11
Kleine	46-1	397	39-106	.368	0-0	--	15-18	.833	27	50	77	30	63-0	4	28	5	93	2.0	6
Booth	6-0	17	2-6	.333	0-1	.000	6-6	1.000	2	2	4	1	3-0	0	3	0	10	1.7	4
Vaughn	3-0	6	1-1	1.000	0-0	--	2-4	.500	0	1	1	0	1-0	0	0	0	4	1.3	4
<b>BULLS</b>	<b>82</b>	<b>19855</b>	<b>3064-6801</b>	<b>.451</b>	<b>311-962</b>	<b>.323</b>	<b>1492-2009</b>	<b>.743</b>	<b>1243</b>	<b>2438</b>	<b>3681</b>	<b>1952</b>	<b>1691-2</b>	<b>696</b>	<b>1178</b>	<b>353</b>	<b>7931</b>	<b>96.7</b>	<b>123</b>
<b>OPPONENTS</b>	<b>82</b>	<b>19855</b>	<b>2797-6483</b>	<b>.431</b>	<b>329-1022</b>	<b>.322</b>	<b>1425-1956</b>	<b>.729</b>	<b>1016</b>	<b>2239</b>	<b>3255</b>	<b>1595</b>	<b>1774-24</b>	<b>657</b>	<b>1268</b>	<b>356</b>	<b>7348</b>	<b>89.6</b>	<b>114</b>

## (13-37) CHICAGO BULLS FINAL 1998-1999 REGULAR SEASON

PLAYER	G-6S	MIN	F6-FGA	PCT	3FG-FGA	PCT	FT-FTA	PCT	OFF	DEF	TOT	AST	PF-DO	STL	TO	BLK	PTS	AVG	HI
Kukoc	44-44	1654	315-750	.420	39-137	.285	159-215	.740	65	245	310	235	82-0	49	121	11	828	18.8	32
Harper	35-35	1107	147-390	.377	27-85	.318	71-101	.703	49	131	180	115	80-0	60	65	35	392	11.2	25
Barry	37-30	1181	141-356	.396	52-172	.302	78-101	.772	39	105	144	116	98-2	42	72	11	412	11.1	22
Simpkins	50-35	1448	150-324	.463	0-1	.000	156-242	.645	110	229	339	65	128-1	36	72	13	456	9.1	21
Bryant	45-29	1204	168-348	.483	0-1	.000	71-110	.645	92	140	232	48	149-2	34	68	16	407	9.0	25
Brown	39-32	1139	132-319	.414	0-10	.000	78-103	.757	27	105	132	149	93-1	68	80	8	342	8.8	20
David	50-6	902	109-243	.449	0-1	.000	90-111	.811	70	103	173	40	88-0	23	48	17	308	6.2	20
LaRue	43-6	732	78-217	.359	30-89	.337	17-17	1.000	9	47	56	63	66-0	33	34	3	203	4.7	15
Larr	42-7	624	71-216	.329	5-30	.167	24-32	.750	8	41	49	66	66-0	21	46	7	171	4.1	18
Cang	21-13	386	32-99	.323	0-0	--	16-23	.696	33	60	93	13	43-0	5	17	12	80	3.8	14
Benjamin	31-1	320	44-117	.376	3-14	.214	27-40	.675	15	25	40	10	46-0	11	21	8	118	3.8	15
Wennington	38-3	451	62-178	.348	1-1	.000	18-22	.818	20	59	79	18	79-1	13	17	12	143	3.8	12
Jones	29-5	476	39-123	.317	19-61	.311	11-22	.500	9	33	42	41	30-0	18	29	5	108	3.7	15
Booth	39-4	432	49-151	.325	1-10	.100	21-42	.500	25	68	93	38	60-0	22	39	11	120	3.1	16
Bennett	3-0	19	2-6	.333	0-0	--	3-4	.750	2	3	5	0	4-0	1	0	7	2.3	4	
<b>BULLS</b>	<b>50</b>	<b>12075</b>	<b>1539-3837</b>	<b>.401</b>	<b>177-612</b>	<b>.289</b>	<b>840-1185</b>	<b>.709</b>	<b>573</b>	<b>1394</b>	<b>1967</b>	<b>1017</b>	<b>1112-7</b>	<b>436</b>	<b>774</b>	<b>169</b>	<b>4095</b>	<b>81.9</b>	<b>104</b>
<b>OPPONENTS</b>	<b>50</b>	<b>12075</b>	<b>1723-3786</b>	<b>.455</b>	<b>208-612</b>	<b>.340</b>	<b>914-1247</b>	<b>.733</b>	<b>551</b>	<b>1568</b>	<b>2119</b>	<b>1099</b>	<b>1074-7</b>	<b>444</b>	<b>782</b>	<b>285</b>	<b>4568</b>	<b>91.4</b>	<b>115</b>







## (30-52) CHICAGO BULLS FINAL 2002-2003 REGULAR SEASON

PLAYER	G-6S	MIN	F6-FGA	PCT	3FG-FGA	PCT	FT-FTA	PCT	OFF	DEF	TOT	AST	PF-DO	STL	TO	BLK	PTS	AVG	HI
Rose	82-82	3351	642-1583	.406	133-359	.370	399-467	.854	68	283	351	395	271-2	72	285	23	1816	22.1	38
Marshall	78-53	2378	421-918	.459	33-87	.379	167-221	.756	234	465	699	137	234-3	95	135	85	1042	13.4	32
Fizer	38-0	809	178-383	.465	1-6	.167	88-134	.657	80	136	216	48	89-0	14	57	17	445	11.7	28
Crawford	80-31	1992	334-808	.413	86-242	.355	104-129	.806	21	164	185	334	126-0	77	134	25	858	10.7	33
Curry	81-48	1571	335-573	.585	0-0	--	179-287	.624	116	237	353	37	226-3	18	137	62	849	10.5	31
Williams	75-54	1961	273-685	.399	65-202	.322	103-161	.640	27	168	195	350	179-1	86	171	17	714	9.5	31
Chandler	75-68	1827	257-484	.531	0-0	--	177-291	.608	169	345	514	76	220-3	37	135	106	691	9.2	27
Robinson	64-18	1355	155-315	.492	3-14	.214	51-63	.810	76	124	200	66	120-2	62	52	13	364	5.7	17
Baxter	55-0	682	96-206	.466	0-2	.000	70-103	.680	65	100	165	16	135-1	9	46	22	262	4.8	17
Hassell	82-53	1999	144-392	.367	13-40	.325	41-55	.745	37	218	255	151	197-2	45	83	61	342	4.2	15
Brunson	17-0	196	23-50	.460	4-6	.667	10-12	.833	4	15	19	36	20-0	10	17	3	60	3.5	17
Blount	50-3	836	65-134	.485	0-0	--	20-35	.571	68	137	205	50	121-1	33	43	19	150	3.0	10
Hoiberg	63-0	784	49-126	.389	5-21	.238	41-50	.820	11	126	137	70	59-0	40	25	5	144	2.3	11
Bagaric	10-0	76	8-26	.308	0-0	--	3-4	.750	7	13	20	4	11-0	3	5	3	19	1.9	4
Mason	17-0	113	11-31	.355	6-18	.333	2-2	1.000	2	10	12	12	20-0	4	5	0	30	1.8	6
<b>BULLS</b>	<b>82</b>	<b>19930</b>	<b>2991-6714</b>	<b>.445</b>	<b>349-997</b>	<b>.350</b>	<b>1455-2014</b>	<b>.722</b>	<b>985</b>	<b>2541</b>	<b>3526</b>	<b>1782</b>	<b>2028-18</b>	<b>605</b>	<b>1388</b>	<b>461</b>	<b>7786</b>	<b>95.0</b>	<b>119</b>
<b>OPPONENTS</b>	<b>82</b>	<b>19930</b>	<b>2991-6817</b>	<b>.439</b>	<b>431-1333</b>	<b>.323</b>	<b>1794-2394</b>	<b>.749</b>	<b>1117</b>	<b>2572</b>	<b>3689</b>	<b>1949</b>	<b>1796-10</b>	<b>768</b>	<b>1208</b>	<b>413</b>	<b>8207</b>	<b>100.1</b>	<b>140</b>

## (23-59) CHICAGO BULLS FINAL 2003-2004 REGULAR SEASON

PLAYER	G-6S	MIN	F6-FGA	PCT	3FG-FGA	PCT	FT-FTA	PCT	OFF	DEF	TOT	AST	PF-DO	STL	TO	BLK	PTS	AVG	HI
Crawford	80-73	2811	509-1318	.386	165-521	.317	200-240	.833	46	237	283	405	161-0	111	193	29	1383	17.3	50
Curry	73-63	2154	417-840	.496	1-1	1.000	235-350	.671	143	308	451	68	258-11	24	177	83	1070	14.7	28
Rose	16-14	529	75-200	.375	23-54	.426	39-51	.765	7	57	64	56	45-0	12	37	4	212	13.3	34
Hinrich	76-66	2706	318-823	.386	144-369	.390	135-168	.804	42	217	259	517	276-9	101	204	21	915	12.0	29
Gill	56-35	1411	215-548	.392	9-38	.237	100-136	.735	61	129	190	89	107-0	65	83	16	539	9.6	29
Davis (TOT)	80-79	2570	266-660	.403	0-0	---	176-230	.765	207	464	671	137	206-1	37	114	65	708	8.9	29
Davis (CHI)	65-64	2032	220-540	.407	0-0	---	139-181	.768	158	370	528	123	161-1	29	93	57	579	8.9	18
Marshall	16-8	408	57-136	.419	11-27	.407	14-20	.700	28	71	99	28	47-1	13	22	20	139	8.7	25
Fizer	46-2	738	134-350	.383	2-17	.118	90-120	.750	61	141	202	43	97-0	16	51	8	360	7.8	30
Robinson	51-4	1024	157-326	.482	1-5	.200	28-43	.651	27	77	104	58	57-1	33	45	10	343	6.7	17
Pargo (TOT)	31-1	479	81-199	.407	22-62	.355	23-27	.852	8	29	37	70	50-2	13	47	6	207	6.7	34
Pargo (CHI)	13-1	345	66-154	.429	20-53	.377	23-27	.852	8	19	27	47	38-2	7	30	5	175	13.5	34
Dupree	47-8	893	111-282	.394	4-9	.444	66-105	.629	55	112	167	55	134-4	32	51	18	292	6.2	18
Williams (TOT)	68-44	1637	158-336	.470	0-8	.000	106-155	.684	177	298	475	72	134-0	90	74	8	422	6.2	17
Williams (CHI)	53-32	1230	130-279	.466	0-7	.000	85-126	.675	142	205	347	61	104-0	71	51	5	345	6.5	15
Chandler	35-8	782	67-158	.424	0-1	.000	79-118	.669	82	188	270	23	87-2	17	38	43	213	6.1	22
Pippen	23-6	412	53-140	.379	13-48	.271	17-27	.630	20	48	68	50	38-0	21	29	9	136	5.9	17
Blount	46-3	756	97-206	.471	0-3	.000	13-24	.542	76	130	206	45	86-0	38	35	19	207	4.5	13
Baxter	14-1	147	27-49	.551	1-1	1.000	5-8	.625	11	24	35	5	31-2	1	11	6	60	4.3	19
Johnson	41-20	734	72-203	.355	7-33	.212	22-37	.595	59	124	183	27	90-2	37	37	32	173	4.2	12
Jefferies (TOT)	21-2	195	27-72	.375	17-42	.405	13-20	.650	5	24	29	7	36-0	4	19	7	84	4.0	15
Jefferies (CHI)	19-2	187	24-66	.364	16-39	.410	12-19	.632	5	23	28	6	36-0	4	18	7	76	4.0	15
Shirley	7-0	86	10-23	.435	0-1	.000	1-3	.333	8	8	16	4	9-0	1	9	1	21	3.0	6
Brunson (TOT)	40-0	412	40-105	.381	11-23	.478	27-31	.871	9	28	37	82	44-0	25	33	3	118	3.0	12
Brunson (CHI)	37-0	402	38-101	.376	11-23	.478	27-31	.871	9	28	37	80	44-0	25	33	3	114	3.1	12
Mason	3-0	43	1-11	.091	1-6	.167	0-0	---	0	3	3	3	5-0	1	2	0	3	1.0	3
<b>BULLS</b>	<b>82</b>	<b>19830</b>	<b>2798-6753</b>	<b>.414</b>	<b>429-1256</b>	<b>.342</b>	<b>1330-1834</b>	<b>.725</b>	<b>1048</b>	<b>2519</b>	<b>3567</b>	<b>1793</b>	<b>1911-35</b>	<b>659</b>	<b>1321</b>	<b>396</b>	<b>7355</b>	<b>89.7</b>	<b>114</b>
<b>OPPONENTS</b>	<b>82</b>	<b>19830</b>	<b>2882-6611</b>	<b>.436</b>	<b>439-1235</b>	<b>.355</b>	<b>1673-2238</b>	<b>.748</b>	<b>1011</b>	<b>2682</b>	<b>3693</b>	<b>1890</b>	<b>1684-13</b>	<b>694</b>	<b>1250</b>	<b>446</b>	<b>7876</b>	<b>96.0</b>	<b>124</b>

MEDIA COMMUNITY HISTORY PLAYOFFS RECORDS 2011-12 SEASON OPPONENTS THE NBA PLAYERS BALL OPS. FRONT OFFICE



# 2004-2007 / YEAR-BY-YEAR STATISTICS

FRONT OFFICE BALL OPS, PLAYERS, THE NBA OPPONENTS 2011-12 SEASON RECORDS, PLAYOFFS HISTORY, COMMUNITY, MEDIA, CONTENTS

## (47-35) CHICAGO BULLS FINAL 2004-2005 REGULAR SEASON

PLAYER	G-6S	MIN	FG-FGA	PCT	3FG-FGA	PCT	FT-FTA	PCT	OFF	DEF	TOT	AST	PF-DO	STL	TO	BLK	PTS	AVG	HI
Curry	63-60	1808	393-730	.538	0-0	---	226-314	.720	116	222	338	37	202-4	21	163	58	1012	16.1	27
Hinrich	77-77	2800	445-1122	.397	145-408	.355	171-216	.795	32	212	304	494	244-9	122	176	21	1206	15.7	34
Gordon	82-3	2002	434-1056	.411	134-331	.405	233-270	.863	55	160	215	164	224-1	53	186	10	1235	15.1	35
Deng	61-45	1663	280-645	.434	31-117	.265	120-162	.741	92	230	322	135	98-0	48	118	27	711	11.7	30
Nocioni	81-38	1892	241-601	.401	25-97	.258	170-222	.766	69	317	386	122	208-3	37	135	34	677	8.4	22
Harrington	70-28	1271	217-424	.492	0-0	---	127-177	.718	106	186	292	56	188-2	24	84	18	561	8.0	24
Chandler	80-10	2189	207-419	.514	0-2	.000	226-336	.673	261	514	775	65	268-4	69	118	141	640	8.0	18
Davis	72-62	1843	193-419	.461	0-0	---	115-152	.757	152	276	428	80	147-0	27	96	41	501	7.0	20
Pargo	32-0	453	82-213	.385	23-66	.348	17-23	.739	12	35	47	76	53-0	16	45	1	204	6.4	17
Duhon	82-73	2177	172-488	.352	94-265	.355	49-67	.731	23	190	213	398	205-1	82	119	3	487	5.9	24
Piatkowski	68-11	841	111-258	.430	57-134	.425	45-56	.804	15	64	79	51	67-0	29	37	1	324	4.8	24
Funderburke	2-0	21	3-6	.500	0-0	---	3-5	.600	1	2	3	0	2-0	0	0	0	9	4.5	9
Griffin	69-1	667	58-161	.360	2-9	.222	33-44	.750	52	94	146	53	78-0	43	30	4	151	2.2	16
Reiner	19-2	132	10-30	.333	0-0	---	1-4	.250	13	25	38	1	35-0	3	9	7	21	1.1	6
Williams	9-0	71	3-20	.150	0-4	.000	0-0	---	2	4	6	11	9-0	2	3	3	6	0.7	4
<b>BULLS</b>	<b>82</b>	<b>19830</b>	<b>2849-6592</b>	<b>.432</b>	<b>511-1433</b>	<b>.357</b>	<b>1536-2048</b>	<b>.750</b>	<b>1001</b>	<b>2591</b>	<b>3592</b>	<b>1743</b>	<b>2028-24</b>	<b>576</b>	<b>1371</b>	<b>369</b>	<b>7745</b>	<b>94.5</b>	<b>121</b>
<b>OPPONENTS</b>	<b>82</b>	<b>19830</b>	<b>2763-6548</b>	<b>.422</b>	<b>416-1245</b>	<b>.334</b>	<b>1716-2305</b>	<b>.744</b>	<b>979</b>	<b>2524</b>	<b>3503</b>	<b>1715</b>	<b>1914-17</b>	<b>685</b>	<b>1272</b>	<b>434</b>	<b>7658</b>	<b>93.4</b>	<b>119</b>

## (41-41) CHICAGO BULLS FINAL 2005-2006 REGULAR SEASON

PLAYER	G-6S	MIN	FG-FGA	PCT	3FG-FGA	PCT	FT-FTA	PCT	OFF	DEF	TOT	AST	PF-DO	STL	TO	BLK	PTS	AVG	HI
Gordon	80-47	2482	486-1152	.422	166-382	.435	211-268	.787	43	176	219	240	238-2	75	180	5	1349	16.9	39
Hinrich	81-81	2955	451-1078	.418	126-341	.370	256-314	.815	29	259	288	514	251-4	94	188	21	1284	15.9	33
Deng	78-56	2604	442-954	.463	21-78	.269	207-276	.750	127	389	516	147	128-1	72	105	50	1112	14.3	28
Nocioni	82-43	2239	383-831	.461	93-238	.391	204-242	.843	89	411	500	117	252-0	40	120	52	1063	13.0	26
Songaila	62-7	1329	236-491	.481	2-5	.400	94-115	.817	76	170	246	88	157-2	35	85	16	568	9.2	21
Duhon	74-38	2155	215-538	.400	100-278	.360	117-143	.818	28	192	220	373	152-0	70	117	3	647	8.7	26
Sweetney	66-44	1222	200-444	.450	0-0	---	133-204	.652	118	232	350	59	209-4	19	95	56	533	8.1	24
Chandler	79-50	2121	160-283	.565	0-1	.000	97-193	.503	265	449	714	81	298-14	41	123	104	417	5.3	15
Allen	54-20	701	121-247	.490	1-1	1.000	23-38	.605	44	96	140	20	92-0	14	34	16	266	4.9	16
Harrington	72-23	824	135-273	.495	0-0	---	77-123	.626	54	100	154	39	131-1	7	61	13	347	4.8	19
Pargo	57-0	646	109-292	.373	39-103	.379	17-21	.810	8	53	61	94	57-1	24	61	2	274	4.8	23
T. Thomas	3-0	32	6-16	.375	1-6	.167	0-0	---	0	4	2	1	0-0	1	1	1	13	4.3	6
Basden	19-0	141	15-37	.405	1-7	.143	8-10	.800	7	21	28	8	17-0	9	2	39	2.1	8	
Piatkowski	29-1	228	24-61	.393	9-33	.273	2-5	.400	4	19	23	13	20-0	6	11	1	59	2.0	11
Schenscher	20-0	149	16-26	.615	0-0	---	4-13	.308	8	21	29	7	21-0	1	5	3	36	1.8	10
Graham	3-0	20	1-5	.200	1-4	.250	2-2	1.000	0	3	3	1	3-0	0	1	0	5	1.7	5
J. Thomas (TOT)	22-0	150	10-19	.526	0-0	---	8-14	.571	12	27	39	1	35-0	0	7	3	28	1.3	8
J. Thomas (CHI)	7-0	26	3-6	.500	0-0	---	0-0	---	4	4	8	0	3-0	0	0	0	6	0.9	2
Holcomb	4-0	11	1-1	1.000	0-0	---	0-0	---	1	0	1	0	2-0	0	0	0	2	0.5	2
Livingston	5-0	22	0-2	.000	0-0	---	0-0	---	1	3	4	1	6-0	1	1	0	0	0.0	0
<b>BULLS</b>	<b>82</b>	<b>19905</b>	<b>3004-6737</b>	<b>.446</b>	<b>560-1477</b>	<b>.379</b>	<b>1452-1967</b>	<b>.738</b>	<b>906</b>	<b>2602</b>	<b>3508</b>	<b>1804</b>	<b>2038-32</b>	<b>508</b>	<b>1224</b>	<b>345</b>	<b>8020</b>	<b>97.8</b>	<b>127</b>
<b>OPPONENTS</b>	<b>82</b>	<b>19905</b>	<b>2773-6515</b>	<b>.426</b>	<b>501-1428</b>	<b>.351</b>	<b>1921-2472</b>	<b>.777</b>	<b>881</b>	<b>2541</b>	<b>3422</b>	<b>1652</b>	<b>1883-22</b>	<b>611</b>	<b>1228</b>	<b>420</b>	<b>7968</b>	<b>97.2</b>	<b>118</b>

## (49-33) CHICAGO BULLS FINAL 2006-2007 REGULAR SEASON

PLAYER	G-6S	MIN	FG-FGA	PCT	3FG-FGA	PCT	FT-FTA	PCT	OFF	DEF	TOT	AST	PF-DO	STL	TO	BLK	PTS	AVG	HI
Gordon	82-51	2704	609-1338	.455	155-375	.413	380-440	.864	35	223	258	296	252-1	64	249	17	1753	21.4	48
Deng	82-82	3071	630-1218	.517	1-7	.143	279-359	.777	148	431	579	204	167-1	97	153	48	1540	18.8	38
Hinrich	80-80	2839	475-1061	.448	140-337	.415	237-284	.835	32	242	274	500	274-5	100	191	23	1327	16.6	33
Nocioni	53-31	1406	273-584	.467	80-209	.383	123-145	.848	42	259	301	57	164-3	27	104	24	749	14.1	31
Duhon	78-30	1906	197-483	.408	88-245	.359	76-101	.752	23	146	169	310	150-0	69	105	6	558	7.2	20
Wallace	77-77	2697	192-424	.453	1-5	.200	109-267	.408	303	518	821	186	153-0	111	101	156	494	6.4	19
Brown	72-49	1456	170-418	.407	0-2	.000	96-122	.787	129	218	347	48	187-1	24	85	52	436	6.1	19
Thomas	72-4	966	134-282	.475	0-2	.000	106-175	.606	89	180	269	40	162-2	46	94	76	374	5.2	27
Allen	60-1	638	107-258	.415	0-1	.000	28-34	.824	42	77	119	16	85-0	17	21	16	242	4.0	15
Sefolosha	71-4	868	109-256	.426	15-42	.357	23-45	.511	35	118	153	60	100-0	33	60	11	256	3.6	19
Sweetney	48-0	385	58-134	.433	0-0	---	37-66	.561	45	75	120	28	79-0	9	42	11	153	3.2	13
Griffin	54-1	585	61-129	.473	0-6	.000	15-19	.789	40	69	109	59	78-1	32	38	4	137	2.5	17
Khryapa	33-0	231	27-70	.386	0-6	.000	19-26	.731	20	37	57	21	53-0	10	16	1	73	2.2	12
Barrett	6-0	29	4-8	.500	0-0	---	0-0	---	1	4	5	7	4-0	0	4	0	8	1.3	2
<b>BULLS</b>	<b>82</b>	<b>19780</b>	<b>3046-6663</b>	<b>.457</b>	<b>480-1237</b>	<b>.388</b>	<b>1528-2083</b>	<b>.734</b>	<b>984</b>	<b>2597</b>	<b>3581</b>	<b>1832</b>	<b>1908-14</b>	<b>639</b>	<b>1310</b>	<b>445</b>	<b>8100</b>	<b>98.8</b>	<b>126</b>
<b>OPPONENTS</b>	<b>82</b>	<b>19780</b>	<b>2793-6416</b>	<b>.435</b>	<b>484-1387</b>	<b>.349</b>	<b>1619-2219</b>	<b>.730</b>	<b>897</b>	<b>2456</b>	<b>3353</b>	<b>1675</b>	<b>1900-23</b>	<b>614</b>	<b>1429</b>	<b>433</b>	<b>7689</b>	<b>93.8</b>	<b>123</b>



## (33-49) CHICAGO BULLS FINAL 2007-2008 REGULAR SEASON

PLAYER	G-6S	MIN	FG-FGA	PCT	3FG-FGA	PCT	FT-FTA	PCT	OFF	DEF	TOT	AST	PF-DQ	STL	TO	BLK	PTS	AVG	HI
Gordon	72-27	2291	464-1069	.410	142-346	.410	266-293	.908	40	181	221	213	171-2	55	150	8	1336	18.6	39
Deng	63-59	2128	429-896	.479	8-122	.364	204-265	.770	136	258	394	155	117-1	57	120	29	1070	17.0	32
Nocioni	82-27	2021	379-877	.432	126-346	.364	196-243	.807	48	294	342	95	245-3	25	133	43	1080	13.2	30
Hughes (TOT)	68-57	2020	305-801	.381	67-197	.345	150-188	.798	39	191	230	181	139-9	99	116	17	827	12.2	40
Hughes (CHI)	28-25	810	125-323	.387	24-68	.353	62-80	.775	12	75	87	87	48-0	39	44	6	336	12.0	29
Gooden (TOT)	69-65	2122	332-740	.449	0-6	.000	162-215	.753	175	415	590	81	203-1	48	122	53	826	12.0	31
Gooden (CHI)	18-14	558	100-217	.461	0-3	.000	52-64	.813	58	109	167	31	59-1	13	31	23	252	14.0	31
Hinrich	74-27	2380	330-797	.414	84-240	.350	118-142	.831	28	216	244	452	224-2	87	157	19	862	11.5	38
Smith	50-35	1146	225-483	.466	0-1	.000	109-135	.807	108	157	265	47	113-0	25	49	31	559	11.2	31
Thomas	74-27	1330	186-440	.423	1-6	.167	129-174	.741	102	240	342	90	190-0	48	77	72	502	6.8	26
Sefoloshia	69-22	1436	180-421	.428	29-88	.330	75-104	.721	50	205	255	129	128-1	61	93	30	464	6.7	22
Noah	74-31	1534	177-367	.482	0-1	.000	134-194	.691	174	242	416	84	173-0	68	89	64	488	6.6	18
Duhon	66-18	1490	133-344	.387	54-155	.348	65-80	.813	19	97	116	263	92-0	48	71	2	385	5.8	34
Brown (TOT)	21-4	240	44-126	.349	9-30	.300	17-29	.586	6	14	20	17	29-0	11	24	3	114	5.4	20
Brown (CHI)	6-0	22	3-15	.200	0-1	.000	3-6	.500	1	1	2	0	2-0	1	5	2	9	1.5	4
Gardner	4-0	45	9-23	.391	3-12	.250	0-2	.000	3	1	4	1	4-0	0	4	0	21	5.3	14
Wallace	50-50	1627	101-271	.373	0-4	.000	53-125	.424	175	266	441	92	86-0	69	49	80	255	5.1	12
Gray	61-1	613	103-204	.505	0-1	.000	56-99	.566	70	98	168	41	117-0	21	57	16	262	4.3	19
Khrypapa	9-0	105	12-31	.387	0-1	.000	8-14	.571	6	14	20	8	11-0	6	6	0	32	3.6	11
Griffin	22-2	222	24-60	.400	0-0	---	3-7	.429	19	18	37	22	19-0	12	16	1	51	2.3	6
Nichols (TOT)	14-0	44	6-23	.261	3-13	.231	0-0	---	0	5	5	1	4-0	0	4	3	15	1.1	2
Nichols (CHI)	11-0	30	5-15	.333	3-10	.300	0-0	---	0	4	4	1	4-0	0	2	3	13	1.2	3
Simmons (TOT)	14-0	87	4-14	.286	0-0	---	0-10	.000	6	12	18	0	1-0	2	6	5	8	0.6	2
Simmons (CHI)	7-0	19	2-8	.250	0-0	---	0-2	.000	1	2	3	0	1-0	0	2	0	4	0.6	2
<b>BULLS</b>	<b>82</b>	<b>19805</b>	<b>2987-6861</b>	<b>.435</b>	<b>474-1305</b>	<b>.363</b>	<b>1533-2029</b>	<b>.756</b>	<b>1050</b>	<b>2478</b>	<b>3528</b>	<b>1811</b>	<b>1784-10</b>	<b>635</b>	<b>1197</b>	<b>429</b>	<b>7981</b>	<b>97.3</b>	<b>151</b>
<b>OPPONENTS</b>	<b>82</b>	<b>19805</b>	<b>2982-6583</b>	<b>.453</b>	<b>571-1522</b>	<b>.375</b>	<b>1699-2217</b>	<b>.766</b>	<b>914</b>	<b>2582</b>	<b>3496</b>	<b>1794</b>	<b>1746-19</b>	<b>648</b>	<b>1254</b>	<b>465</b>	<b>8234</b>	<b>100.4</b>	<b>135</b>

## (41-41) CHICAGO BULLS FINAL 2008-2009 REGULAR SEASON

PLAYER	G-6S	MIN	FG-FGA	PCT	3FG-FGA	PCT	FT-FTA	PCT	OFF	DEF	TOT	AST	PF-DQ	STL	TO	BLK	PTS	AVG	HI
Gordon	82-76	2999	598-1315	.455	173-422	.410	330-382	.864	52	231	283	279	184-1	71	200	22	1699	20.7	43
Salmons (TOT)	79-74	2959	516-1093	.472	126-302	.417	288-347	.830	59	274	333	249	182-0	83	165	24	1446	18.3	38
Salmons (CHI)	26-21	979	165-349	.473	49-118	.415	97-115	.843	16	96	112	53	60-0	25	43	15	476	18.3	38
Rose	81-80	3000	574-1208	.475	16-72	.222	197-250	.788	96	221	317	512	125-1	66	202	18	1361	16.8	27
Deng	49-46	1665	265-591	.448	8-20	.400	152-191	.796	80	215	295	94	95-1	60	72	25	690	14.1	28
Gooden	31-27	918	161-352	.457	0-3	.000	84-97	.866	82	184	266	43	103-2	26	57	14	406	13.1	22
Hughes	30-6	792	127-308	.412	40-102	.392	67-82	.817	6	88	94	59	51-1	36	36	9	361	12.0	26
Miller (TOT)	70-43	2100	292-614	.476	23-56	.411	224-272	.824	150	395	545	234	223-2	52	130	36	831	11.9	30
Miller (CHI)	27-0	746	108-226	.478	3-13	.231	99-116	.853	67	134	201	86	88-2	22	47	12	318	11.8	21
Ty Thomas	79-61	2175	308-683	.451	3-9	.333	238-304	.783	148	360	508	77	220-0	91	129	151	857	10.8	24
Nocioni	53-2	1278	186-449	.414	79-209	.378	100-124	.806	34	188	222	60	176-4	26	73	16	551	10.4	22
Hinrich	51-4	1339	183-419	.437	69-169	.408	68-86	.791	16	107	123	197	126-0	66	87	19	503	9.9	31
Ti Thomas (TOT)	64-6	1247	189-438	.432	78-189	.413	89-121	.736	42	159	201	68	144-3	31	70	11	545	8.5	26
Ti Thomas (CHI)	18-0	254	36-90	.400	19-43	.442	14-20	.700	8	34	42	12	27-0	6	10	0	105	5.8	17
Noah	80-55	1938	207-372	.556	0-1	.000	123-182	.676	244	362	606	106	238-6	49	82	110	537	6.7	19
Sefoloshia	43-14	735	79-182	.434	15-50	.300	21-25	.840	26	97	123	65	50-0	35	37	19	194	4.5	14
Roberson (TOT)	29-0	276	44-120	.367	26-81	.321	5-5	1.000	6	16	22	20	18-0	0	8	1	119	4.1	19
Roberson (CHI)	6-0	23	5-17	.294	2-10	.200	0-0	---	2	5	7	1	0-0	0	1	0	12	2.0	8
Nelson (TOT)	13-5	171	24-54	.444	0-3	.000	5-14	.357	6	18	24	13	24-0	9	15	2	53	4.1	9
Gray	56-18	715	81-167	.485	0-1	.000	34-59	.576	84	136	220	46	135-1	14	40	18	196	3.5	12
James (TOT)	2-0	10	3-8	.375	0-0	---	0-0	---	1	2	3	0	2-0	1	1	1	6	3.0	4
Hunter	28-0	266	27-82	.329	16-48	.333	3-5	.600	2	10	12	37	28-0	20	19	1	73	2.6	13
Simmons	11-0	61	11-21	.524	0-0	---	6-14	.429	4	8	12	2	6-0	1	0	4	28	2.5	9
Nichols	2-0	5	1-4	.250	0-1	.000	0-0	---	0	0	0	1	1-0	0	0	0	2	1.0	2
Johnson (TOT)	10-0	55	4-11	.364	1-2	.500	0-0	---	3	5	8	2	7-0	1	2	0	9	0.9	4
Johnson (CHI)	8-0	42	4-11	.364	1-2	.500	0-0	---	3	5	8	2	6-0	1	2	0	9	1.1	4
<b>BULLS</b>	<b>82</b>	<b>19930</b>	<b>3126-6846</b>	<b>.457</b>	<b>493-1293</b>	<b>.381</b>	<b>1633-2052</b>	<b>.796</b>	<b>970</b>	<b>2481</b>	<b>3451</b>	<b>1732</b>	<b>1709-19</b>	<b>615</b>	<b>1192</b>	<b>453</b>	<b>8378</b>	<b>102.2</b>	<b>129</b>
<b>OPPONENTS</b>	<b>82</b>	<b>19930</b>	<b>3141-6864</b>	<b>.458</b>	<b>486-1400</b>	<b>.347</b>	<b>1633-2077</b>	<b>.786</b>	<b>1017</b>	<b>2491</b>	<b>3508</b>	<b>1723</b>	<b>1708-10</b>	<b>622</b>	<b>1177</b>	<b>449</b>	<b>8401</b>	<b>102.5</b>	<b>134</b>





## EXPANSION DRAFT

John Kerr	Baltimore Bullets
Jerry Sloan	Baltimore Bullets
Ron Bonham	Boston Celtics
John Thompson	Boston Celtics
Nate Bowman	Cincinnati Royals
Tom Thacker	Cincinnati Royals
Len Chappell	New York Knicks
Barry Clemens	New York Knicks
Al Bianchi	Philadelphia 76ers

## 1966

ROUND	PICK	PLAYER	COLLEGE
1	10	Dave Schellhase	Purdue
2	20	Erwin Mueller	San Francisco
3	30	Eddie Bodkin	Eastern Kentucky
4	40	Jim Williams	Temple
5	50	Larry Humes	Evansville
7	68	John Comeaux	Grambling
8	77	Stan Curtis	Michigan State
9	84	Gene Summers	Northern Michigan
10	91	Don Swanson	DePaul
11	97	Carver Clinton	Penn State

## 1967

ROUND	PICK	PLAYER	COLLEGE
1	3	Clem Haskins	Western Kentucky
2	15	Byron Beck	Denver
3	22	John Dickson	Arkansas State
4	34	Jim Burns	Northwestern
5	46	Dick Pruet	Jacksonville
6	58	Mal Pradd	Dillard
7	70	Bob Wolf	Marquette
8	82	Leon Simon	Santa Fe
9	93	Ernie Laurent	Albuquerque
10	104	Jim Boshart	Wake Forest
11	115	Jim Andros	New Haven
12	126	Ron Widby	Tennessee
13	136	Tom Storm	Montana State
14	143	Don Whitehead	Erskine College
15	149	Jim Garza	Detroit Tech
16	154	Jim Dawson	Illinois

## 1968

ROUND	PICK	PLAYER	COLLEGE
1	4	Tom Boerwinkle	Tennessee
2	17	Loy Peterson	Oregon State
2*	19	Ron Dunlap	Illinois
3**	31	Dave Newmark	Columbia
4	39	Mike Lynn	UCLA
5	53	Jim Tillman	Loyola (Ill.)
6	67	Ken Barnett	Delaware
7	81	Willie Davis	North Texas State
8	95	Lloyd Higgins	Pasadena College
9	109	Corky Bell	Loyola (Ill.)
10	123	Mike Weaver	Northwestern
11	137	Jim McGonigle	Iowa State
12	150	John Lallensack	Oshkosh State
13	163	Herm Gilliam	Purdue
14	174	Dave Carr	Washington
15	183	Mickey McCarthy	Texas Christian
16	191	Fred Holden	Louisville
17	199	Tom Benedict	Ctrl. Washington St.
18	205	Bob Zoretich	DePaul
19	209	Rick Mason	Indiana State
20	212	Rick Rirkendal	Norfolk State
21	213	Willie Horton	Delaware

\*From Cincinnati \*\*From Los Angeles

## 1969

ROUND	PICK	PLAYER	COLLEGE
1	5	Larry Cannon	LaSalle
2*	16	Simmie Hill	West Texas State
2	20	Ken Spain	Houston
2**	23	John Baum	Temple
3	34	Norn Van Lier	St. Francis (Pa.)
4	48	Dave Nash	Kansas
5	62	Chris Ellis	Virginia Tech
6	76	George Tinsley	Kentucky Wesleyan
7	90	Frank Judge	Houston Tillotson
8	104	Roger Moller	Westmar (Iowa)
9	118	Sterling Burke	Northwestern
10	132	Al Smith	Bradley
11	146	Larry Bergh	Weber State
12	159	Harry Hall	Wyoming
13	172	Rich Kirkland	Norfolk State
14	183	Bill Boight	SMU

\*From Phoenix \*\*From Cincinnati

## 1970

ROUND	PICK	PLAYER	COLLEGE
1	11	Jimmy Collins	New Mexico State
2	28	Paul Ruffner	Brigham Young
3	45	Lou Herndon	Jackson State
4*	57	John Davis	Alabama State
4	62	Jimmy Wilson	Cheyney State
5	79	George Johnson	Dillard
6	96	Lonny Kluttz	N. Carolina A&T
7	113	Lou West	Seattle
8	130	Mike Casey	Kentucky
9	147	Glen Johnson	Jackson State
10	164	Dale Blaut	West Texas State
11	179	Doug Howard	Brigham Young
12	191	Booker Brown	Middle Tennessee
13	201	Charles Bloodworth	N.W. Louisiana
14	211	Paul Funkhouser	McKendree
15	220	Paul Otay	Boise State

\*From Seattle

## 1971

ROUND	PICK	PLAYER	COLLEGE
1	15	Kennedy McIntosh	Eastern Michigan
2*	20	Willie Sojourner	Weber State
2**	32	Howard Porter	Villanova
3#	40	Clifford Ray	Oklahoma
3^	47	Mike Gale	Elizabeth City
4	49	Dick Gibbs	Texas-El Paso
4	66	Jim Irving	St. Louis
5	83	Larry Weatherford	Purdue
6	100	Jim England	Tennessee
7	117	Artis Gilmore	Jacksonville
8	134	Clarence Sherrord	Wisconsin
9	150	Jackie Dinkins	Voorhees State
10	166	David Withers	Delaware State
11	180	Al Smith	Bradley
13	205	Ed Goode	DePaul
14	214	Richard Dixon	Loyola (La.)
15	223	Liscio Thomas	Furman

\*From Portland \*\*From Phoenix # From Seattle ^ From Los Angeles



# 1972-1980 / DRAFT HISTORY

FRONT OFFICE BALL OPS. PLAYERS THE NBA OPPONENTS 2011-12 SEASON RECORDS PLAYOFFS HISTORY COMMUNITY MEDIA CONTENTS

## 1972

ROUND	PICK	PLAYER	COLLEGE
1	11	Ralph Simpson	Michigan State
3*	35	Frank Russell	Detroit
3	45	Chuck Jura	Nebraska
4	62	Ted Martiniuk	St. Peter's
5	78	Roland Garrett	Florida State
6	95	Mike Stewart	Santa Clara
7	112	Jerry Pender	Fresno State
8	128	Cavin Andersen	Valley City
9	142	Ralph Houston	West Texas State
10	155	Chuck Taylor	West Liberty State
11	166	Jackie Young	Rocky Mountain
12	174	Al Cotler	Pennsylvania
13	180	Mike Barr	Duquesne
14	187	Andrew Pettes	Oklahoma
15	192	Greg Lowery	Texas Tech
16	196	Charles Hall	West Montana
17	197	John Thornton	South Carolina State
18	198	Ron Manning	Manhattan

\*From Cincinnati

## 1973

ROUND	PICK	PLAYER	COLLEGE
1	12	Kevin Kunnert	Iowa
2*	24	Kevin Stacom	Providence
2	30	Wendell Hudson	Alabama
3**	39	Martin Terry	Arkansas
3	47	Steve Newsome	Houston
4	64	Mark Sibley	Northwestern
5	81	Ray Simpson	Furman
6	98	John Neumann	Mississippi
7	115	Billy Harris	Northern Illinois
8	132	J.G. Brosterhos	Texas
9	147	Rubin Montanez	Duquesne
10	161	Russ Hunt	Furman

\*From Houston \*\*From Seattle

## 1974

ROUND	PICK	PLAYER	COLLEGE
1*	14	Maurice Lucas	Marquette
1	16	Cliff Pondexter	Long Beach State
2**	27	Leon Benbow	Jacksonville
3	52	Bob Wilson	Wichita State
4	70	Jim Forbes	Texas-El Paso
5	88	Randy Knowles	Texas A&M
6	106	Robert Rosier	St. Thomas
7	124	Geoff Roberts	Missouri West
8	142	Sam McCants	Oral Roberts
9	159	Jerry Davenport	Cameron (Okla.)
10	176	Rick Hockenos	St. Francis (Pa.)

\*From New York \*\*From Buffalo

## 1975

ROUND	PICK	PLAYER	COLLEGE
2*	30	Steve Green	Indiana
2	32	John Laskowski	Indiana
4	68	Ron Haigler	Pennsylvania
5	86	Bob Iverson	North Texas State
6	104	Bill Andreas	Ohio State
7	122	John Grochowalski	Assumption
8	140	John Murphy	Massachusetts
9	156	Gary Tomaszewski	St. Mary's (Texas)
10**	---	Moses Malone	N/A

\*From Seattle \*\*Ineligible for draft

## 1976

ROUND	PICK	PLAYER	COLLEGE
1	2	Scott May	Indiana
2	18	Willie Smith	Missouri
3	35	Dallas Smith	West Texas State
4	52	Keith Starr	Pittsburgh
5	69	Nate Williams	Illinois
6	87	Tom Paulin	Winston-Salem
7	105	Barry McLeod	Centenary
9	141	John Thomas	Connecticut
10	159	John Hudson	Concord (W.Va.)

## 1977

ROUND	PICK	PLAYER	COLLEGE
1	13	Tate Armstrong	Duke
2*	23	Mike Glenn	Southern Illinois
2**	30	Steve Sheppard	Maryland
2	35	Mark Landsberger	Arizona State
4	79	Mike McConally	Louisiana Tech
5	101	Nate Davis	South Carolina
6	123	Jay Chessman	Brigham Young
7	143	Mike Smith	Evansville
8	162	Rich Rhodes	Eastern Illinois

\*From N.Y. Nets \*\*From Seattle

## 1978

ROUND	PICK	PLAYER	COLLEGE
1	9	Reggie Theus	Nevada Las Vegas
2	31	Marvin Johnson	New Mexico
3	53	Randy Ayers	Miami of Ohio
5	97	Ron Anthony	Jacksonville
6	119	John Shoemaker	Miami of Ohio
7	140	Jarvis Reynolds	West Georgia
8	159	Chubby Cox	San Francisco
9	176	Joe Ponsetto	DePaul
10	191	Mark Tucker	Oklahoma

## 1979

ROUND	PICK	PLAYER	COLLEGE
1	2	David Greenwood	UCLA
2*	31	Lawrence Butler	Idaho State
3**	47	Calvin Garrett	Oral Roberts
3	49	Cedrick Hordges	South Carolina
4	72	George Maynor	East Carolina
5	93	Larry Washington	Drury College (Mo.)
6	114	Steve Smith	USC
7	133	Mike Eversley	Chicago State
8	153	Tony Warren	North Carolina State
9	171	James Jackson	Minnesota
10	190	Marvin Thomas	UCLA
10#	197	Cortez Collins	Ind. St. at Evansville

\*From San Diego \*\*From Cleveland #From Denver

## 1980

ROUND	PICK	PLAYER	COLLEGE
1	4	Kelvin Ransley*	Ohio State
2**	26	Sam Worthen	Marquette
3	50	James Wilkes	UCLA
4	74	Ron Charles	Michigan State
5	96	Mike Campbell	Northwestern
6	120	Bernard Rencher	St. John's
7	142	Robert Byrd	Marquette
8	164	Modzel Greer	North Park (Ill.)
9	183	Jay Shidler	Kentucky
10	203	Billy Foster	East Montana

\*Traded for Portland's first-round pick, Ronnie Lester of Iowa \*\*From Utah



## 1981

ROUND	PICK	PLAYER	COLLEGE
1*	6	Orlando Woolridge	Notre Dame
2**	32	Mike Oliver	Lamar
4	84	Oliver Lee	Marquette
5	108	John Nash	Arizona State
6	130	Roger Burkman	Louisville
7	154	Scott Williams	South Alabama
8	175	Ben Mitchell	Alabama-Huntsville
9	197	Terry Martin	Lambuth College (Tenn.)
10	216	Ken Easley	UCLA

\*From Atlanta \*\*From Denver

## 1982

ROUND	PICK	PLAYER	COLLEGE
1	7	Quintin Dailey	San Francisco
2*	26	Ricky Frazier	Missouri
2	30	Wallace Bryant	San Francisco
2**	31	Rod Higgins	Fresno State
3	53	Tyrone Adams	Kansas State
4	76	Chuck Aleksinas	Connecticut
5	99	Rubin Jackson	Oklahoma City
6	122	James "B.B." Fontenet	Nevada-Reno
7	145	Chuck Verderber	Kentucky
8	168	Michael Burns	Nevada Las Vegas
9	191	Skip Dillard	DePaul
10	212	Tony Britto	Campbell (N.C.)

\*From Atlanta \*\*From Indiana

## 1983

ROUND	PICK	PLAYER	COLLEGE
1	5	Sidney Green	Nevada Las Vegas
2	29	Larry Micheaux*	Houston
4	75	Ron Crevier	Boston College
5	98	Tim Andree	Notre Dame
6	121	Ernest Patterson	New Mexico State
7	144	Jacque Hill	Southern California
8	167	Terry Bradley	Chicago State
9	189	Ray Orange	Oklahoma Christian
10	210	Tom Emma	Duke

\*Traded along with Mark Olberding for Kansas City's first and second-round picks, Ennis Whatley and Chris McNealy, and 1984 second-round draft choice

## 1984

ROUND	PICK	PLAYER	COLLEGE
1	3	Michael Jordan	UNC
2*	37	Ben Coleman	Maryland
2**	43	Greg Wiltjer	Victoria
3	49	Tim Dillon	Northern Illinois
4	72	Melvin Johnson	UNC-Charlotte
4	77	Mark Halsei	Northeastern
5	95	Lamont Robinson	Lamar
6	118	Jeff Tipton	Morehead State
7	141	Butch Hays	California
8	164	Brett Crawford	U.S. International (Calif.)
9	186	Calvin Pierce	Oklahoma
10	208	Carl Lewis	Houston

\*From Seattle \*\*From Detroit

## 1985

ROUND	PICK	PLAYER	COLLEGE
1	11	Keith Lee*	Memphis State
2#	28	Ken Johnson**	Michigan State
2	34	Aubrey Sherrod	Wichita State
2*	46	Adrian Branch	Maryland
3*	69	Mike Brown	George Washington
4	80	Craig Beard	Samford

## 1985 (CONT.)

5	103	Reid Gettys	Houston
6	126	Dan Meagher	Duke
7	149	Jeff Adkins	Maryland

\*Traded with Ennis Whatley to Cleveland for Charles Oakley, Cavs' first-round pick, and Sacramento's second-round pick, Calvin Duncan

\*\*Traded with Ben Coleman to Portland for draft rights to Mike Smrek #From Seattle \*From L.A. Lakers

## 1986

ROUND	PICK	PLAYER	COLLEGE
1	9	Brad Sellers	Ohio State
2	28	Larry Krystowiak	Montana
3	52	Ricky Wilson	George Mason
4	74	Scott Meents	Illinois
5	98	Jimmy Gilbert	Texas A&M
6	120	Pete Myers	Arkansas-Little Rock
7	144	Robert Henderson	Michigan

## 1987

ROUND	PICK	PLAYER	COLLEGE
1**	8	Olden Polynice*	Virginia
1	10	Horace Grant	Clemson
2#	28	Rickie Winslow	Houston
2	33	Tony White	Tennessee
3	56	John Fox	Millersville (Pa.)
4	79	Jack Haley	UCLA
5	102	Anthony Wilson	LSU
6	125	Doug Altenberger	Illinois
7	148	Ervin Levy	Central Michigan

\*Traded for Seattle's 1st round pick (5th overall), Scottie Pippen of Central Arkansas

\*\*From Denver #From Sacramento

## 1988

ROUND	PICK	PLAYER	COLLEGE
1*	11	Will Perdue	Vanderbilt
3*	62	Derrick Lewis	Maryland

\*From New York

## 1989

ROUND	PICK	PLAYER	COLLEGE
1*	6	Stacey King	Oklahoma
1**	18	B.J. Armstrong	Iowa
1#	20	Jeff Sanders	Georgia Southern

\*From New Jersey \*\*From Seattle #From Milwaukee via Seattle

## 1990

ROUND	PICK	PLAYER	COLLEGE
2*	29	Toni Kukoc	Jugoplastika Split (Croatia)

\*From Orlando

## 1991

ROUND	PICK	PLAYER	COLLEGE
1	26	Mark Randall	Kansas

## 1992

ROUND	PICK	PLAYER	COLLEGE
1	27	Byron Houston	Oklahoma State
2**	33	Corey Williams	Oklahoma State
2#	39	Litterial Green*	Georgia
2*	52	Matt Steigenga	Michigan State

\*Draft rights traded to Orlando for 1993 second-round draft choice

\*\*From Sacramento #From Indiana \*From Portland





## 1993

ROUND	PICK	PLAYER	COLLEGE
1	25	Corie Blount	Cincinnati
2*	41	Anthony Reed	Tulane

\*From Orlando

## 1994

ROUND	PICK	PLAYER	COLLEGE
1	21	Dickey Simpkins	Providence
2	49	Kris Bruton	Benedict

## 1995

ROUND	PICK	PLAYER	COLLEGE
1	20	Jason Caffey	Alabama
2*	31	Dragan Tarlac	Greece

\*From Minnesota

## 1996

ROUND	PICK	PLAYER	COLLEGE
1	29	Travis Knight	Connecticut

## 1997

ROUND	PICK	PLAYER	COLLEGE
1	28	Keith Booth	Maryland
2	58	Roberto Duenas	FC Barcelona (Spain)

## 1998

ROUND	PICK	PLAYER	COLLEGE
1	28	Corey Benjamin	Oregon State
2**	34	Shammond Williams*	North Carolina
2	58	Maceo Baston	Michigan

\*Traded for Atlanta's second-round pick, Cory Carr of Texas Tech and two future second-round picks \*\*From Golden State

## 1999

ROUND	PICK	PLAYER	COLLEGE
1	1	Elton Brand	Duke
1*	16	Ron Artest	St. John's
2	32	Michael Ruffin	Tulsa
2**	49	Lari Ketner	Massachusetts

\*From Phoenix \*\*From Detroit via Atlanta

## 2000

ROUND	PICK	PLAYER	COLLEGE
1	4	Marcus Fizer	Iowa State
1*	7	Chris Mihm***	Texas
1**	24	Dalibor Bagaric	Croatia
2^	32	A.J. Guyton	Indiana
2@	33	Jake Voskuhl	Connecticut
2#	34	Khalid El-Amin	Connecticut

\*From Golden State via Washington \*\*From San Antonio

\*\*\*Draft rights traded to Cleveland for the rights to No. 8 pick Jamal Crawford (Michigan) and cash

^From Golden State @From Vancouver via Houston #From Atlanta

## 2001

ROUND	PICK	PLAYER	COLLEGE
1	4	Eddy Curry	Thornwood HS (Ill.)
2	30	Trenton Hassell	Austin Peay
2*	45	Sean Lampley	California

\*From Charlotte

## 2002

ROUND	PICK	PLAYER	COLLEGE
1	2	Jay Williams	Duke
2	31	Roger Mason, Jr.	Virginia
2*	44	Lonny Baxter	Maryland

\*From Indiana

## 2003

ROUND	PICK	PLAYER	COLLEGE
1	7	Kirk Hinrich	Kansas
2	36	Mario Austin	Mississippi State
2*	45	Matt Bonner***	Florida
2**	53	Tommy Smith	Arizona State

\*From Phoenix \*\*From Detroit via Miami

\*\*\*Draft rights conveyed to Toronto for future second-round pick

## 2004

ROUND	PICK	PLAYER	COLLEGE
1	3	Ben Gordon	Connecticut
2*	31	Jackson Vroman	Iowa State
2	38	Chris Duhon	Duke

\*Traded the rights to No. 31 pick Jackson Vroman (Iowa State), a future first-round pick and cash to Phoenix for No. 7 pick Luol Deng (Duke)

## 2005

No Draft picks

## 2006

ROUND	PICK	PLAYER	COLLEGE
1	2	LaMarcus Aldridge*	Texas
1	16	Rodney Carney**	Memphis

\*Traded, along with a future Bulls second-round pick, to Portland for No. 4 pick Tyrus Thomas (LSU) and Viktor Khryapa.

\*\*Traded, along with New York's 2007 second-round pick and cash, to Philadelphia for No. 13 pick Thabo Sefolosha (Switzerland).

## 2007

ROUND	PICK	PLAYER	COLLEGE
1	9	Joakim Noah	Florida
2	49	Aaron Gray	Pittsburgh
2	51	JamesOn Curry	Oklahoma State

## 2008

ROUND	PICK	PLAYER	COLLEGE
1	1	Derrick Rose	Memphis
2	39	Sonny Weems*	Arkansas

\*Traded, along with Denver's 2009 regular second-round pick, the New York Knicks' 2009 regular second-round pick (acquired from New York in a trade on Oct. 4, 2005), and Chicago's 2010 regular second-round draft pick, for No. 36 pick Omer Asik (Turkey).

## 2009

ROUND	PICK	PLAYER	COLLEGE
1	16	James Johnson	Wake Forest
1	26	Taj Gibson	Southern California

## 2010

ROUND	PICK	PLAYER	COUNTRY
1	17	Kevin Seraphin*	France

\*Traded, along with Kirk Hinrich and cash considerations, to Washington in exchange for the draft rights to Vladimir Veremeenko (Belarus).

## 2011

ROUND	PICK	PLAYER	COUNTRY
1	28	Norris Cole*	Cleveland State
1	30	Jimmy Butler	Marquette
2	43	Malcolm Lee*	UCLA

\*Traded Norris Cole and Malcolm Lee, as well as cash considerations, to Minnesota in exchange for No. 23 pick Nikola Mirotic (Montenegro).

## 2012

ROUND	PICK	PLAYER	COLLEGE
1	25	Marquis Teague	Kentucky



## 00

Robert Parish (1996-97)

## 0

Orlando Woolridge (1981-86)  
Randy Brown (1995-96) (also wore 1)  
Acie Law (2010)

## 1

Delmer Beshore (1979-80)  
Wes Matthews (1984-85)  
Randy Brown (1996-00) (also wore 0)  
Jamal Crawford (2000-04)  
Randy Livingston (2005-06)  
**DERRICK ROSE (2008-PRESENT)**

## 2

Norm Van Lier (1971-78) (also wore 23)  
Brad Sellers (1988-89) (also wore 6)  
Rory Sparrow (1987-88, 1991-92)  
Dennis Hopson (1990-91)  
Mark Bryant (1998-99)  
Khalid El-Amin (2000-01)  
Eddy Curry (2001-05)  
Thabo Sefolosha (2006-09)  
Tim Thomas (2005, 2009)  
Jannerro Pargo (2009-10) (also wore 15)  
**NATE ROBINSON (2012-PRESENT)**

## 3

Ennis Whatley (1983-85)  
Sedale Threatt (1986-88)  
Jo Jo English (1992-93)  
Hersey Hawkins (1999-00)  
Tyson Chandler (2001-06)  
Ben Wallace (2006-08)  
Omer Asik (2010-12)

## 4\*

Jerry Sloan (1966-76)  
\* Number retired in his honor 02/17/78

## 5

Guy Rodgers (1966-67)  
Flynn Robinson (1967-69)  
Leon Benbow (1974-76)  
Charles Dudley (1978-79)  
John Paxson (1985-94)  
Rusty LaRue (1997-00)  
Ron Mercer (2000-02)  
Jalen Rose (2001-04)  
Andrés Nocioni (2004-09)  
Anthony Roberson (2009)  
**CARLOS BOOZER (2010-PRESENT)**

## 6

Gerry Ward (1966-67)  
Jim Burns (1967-68)  
Ken Wilburn (1968-69) (also wore 9 and 10)  
Erwin Mueller (1968-69) (also wore 14)  
Bob Kauffman (1969-70)  
A.W. Holt (1970-71)  
Brad Sellers (1986-88) (also wore 2)  
Trent Tucker (1992-93)  
Matt Steigenga (1996-97)  
Lari Ketner (1999-00)  
Khalid Reeves (1999-00)  
Travis Best (2001-02)  
Chris Jefferies (2003-04)  
Randy Holcomb (2005-06)  
Shannon Brown (2008)  
Ronald "Flip" Murray (2009)  
Keith Bogans (2010-11)

## 7

Jim Washington (1966-69)  
Paul McCracken (1976-77)  
Scott May (1980-81) (also wore 17 and 42)  
Dudley Bradley (1982-83)  
Billy McKinney (1985-86)  
Toni Kukoc (1993-00)  
Ben Gordon (2004-09)  
C.J. Watson (2011-12) (also wore 32)

## 8

Dave Schellhase (1966-68)  
Bob Weiss (1968-74)  
Mickey Johnson (1974-79)  
Jackie Robinson (1981-82)  
George Gervin (1985-86)  
Dave Johnson (1993-94)  
Dickey Simpkins (1994-00)  
Linton Johnson III (2003-04) (also wore 54)  
**MARCO BELINELLI (2012-PRESENT)**

## 9

Don Kojis (1966-67) (also wore 10)  
Ken Wilburn (1967-68) (also wore 6 and 10)  
John Baum (1969-70) (also wore 14)  
Ron Harper (1994-99)  
Dedric Willoughby (1999-00)  
John Starks (1999-00)  
Rick Brunson (2002-03)  
**LUOL DENG (2004-PRESENT)**

## 10\*

Don Kojis (1966-67) (also wore 9)  
Ken Wilburn (11/05/68) (also wore 6 and 9)  
Bob Love (1968-76)  
\* Number retired in his honor 01/14/94  
Steve Sheppard (1978-79) (also wore 41)  
David Greenwood (1984-85) (also wore 34)  
Mike Holton (1985-86) (also wore 32)  
Ron Brewer (1985-86)  
Pete Myers (1986-87) (also wore 20)  
B.J. Armstrong (1989-95) (also wore 11)

## 11

Clem Haskins (1967-70)  
Shaler Halimon (1970-71) (also wore 19 and 26)  
Willie Smith (1976-77)  
Tracey Jackson (1981-82)  
Fred Coffield (1986-87)  
Tony White (1987-88)  
Sam Vincent (1987-89)  
Clifford Lett (1989-90)  
Charles Jones (1998-99)  
B.J. Armstrong (1999-00) (also wore 10)  
A.J. Guyton (2000-02)  
Dalibor Bagaric (2002-03) (also wore 44)  
Jerome Williams (2003-04)  
Andre Barrett (2006-07)  
Lindsey Hunter (2008-10)  
Ronnie Brewer (2010-12)

## 12

Nate Bowman (1966-67)  
Dave Newmark (1968-69)  
Ed Manning (1969-70) (also wore 16)  
Rick Adelman (10/09/73 - 10/13/73) (also wore 21)  
Wilbur Holland (1976-79)  
Ronnie Lester (1980-84)  
Perry Young (01/30/87 and 02/01/87) (also wore 24)  
Dominic Pressley (04/16/89) (also wore 21)  
Michael Jordan (02/14/90) (also wore 23 and 45) from 03/19/95 - 05/10/95)  
Corey Williams (1992-93)  
Matt Maloney (1999-00)  
Dragan Tarlac (2000-01)  
Kevin Ollie (2001-02)  
**KIRK HIRNICH (2003-10, 2012-PRESENT)**  
Jannerro Pargo (2011) (also wore 2 and 15)

## 13

Nick Weatherspoon (1977-78)  
Dwight Jones (1979-83) (also wore 55)  
Charlie Jones (1984-85)  
Luc Longley (1993-98)  
Kendall Gill (2003-04)  
Eddie Basden (2005-06)  
**JOAKIM NOAH (2007-PRESENT)**

## 14

Erwin Mueller (1966-68) (also wore 6)  
Jim Barnes (1970-71) (also wore 9)  
John Baum (1970-71) (also wore 9)  
Matt Guokas (1974-76) (also wore 24)  
Clifford Ray (1971-74)  
Tate Armstrong (1977-79)  
Craig Hodges (1988-92)

## 15

Keith Erickson (1966-68)  
Loy Peterson (1968-70)  
John Mengelt (1976-80)  
Mitchell Wiggins (1983-84)  
Jack Haley (1988-89) (also wore 54)  
Ron Artest (1999-02)  
Jannerro Pargo (2003-06) (also wore 2 and 12)  
Martynas Andriuskevicius (2006-07)  
Cedric Simmons (2008-09)  
John Salmons (2009-10)  
John Lucas III (2010-12)

## 16

Barry Clemens (1966-69)  
Al Tucker (1969-70)  
Ed Manning (1969-70) (also wore 12)  
Quintin Dailey (03/02/84) (also wore 44)  
James Johnson (2009-11)

## 17

Len Chappell (1966-67)  
George Wilson (1966-67)  
Reg Harding (1967-68)  
Craig Spitzer (1967-68)  
Scott May (1976-77, 1978-80) (also wore 7 and 42)  
Mike Brown (1986-88)  
Ricky Blanton (1992-93)



## 18

McCoy McLemore (1966-68)  
Tom Boerwinkle (1968-78)  
Brian Williams (1996-97)  
Kornel David (1998-99)

## 19

Bob Boozer (1966-69)  
Shaler Halimon (1969-70) (also wore 11 and 26)

## 20

Walt Wesley (1969-70)  
Dennis Awfrey (1972-74, 1979-80) (also wore 45)  
John Laskowski (1975-76) (also wore 31)  
Gene Banks (1985-87)  
Bobby Hansen (1991-92)  
Darrell Walker (1992-93)  
Pete Myers (1993-95) (also wore 10)  
Fred Hoiberg (1999-03)  
Ron Dupree (2003-04)  
JamesOn Curry (2007-08)  
Joe Alexander (2010)

## 21

Jim King (1970-73)  
Rick Adelman (1973-75) (also wore 12)  
Roger Burkman (1981-82)  
Sidney Green (1983-86)  
Elston Turner (1986-88)  
Anthony Jones (1988-89)  
Dominic Pressley (04/17/89, 04/20/89) (also wore 12)  
Stacey King (1991-94) (also wore 34)  
Cory Carr (1998-99)  
Marcus Fizer (2000-04)  
Chris Duhon (2004-08)  
DeMarcus Nelson (2009)  
Hakim Warrick (2010)

## JIMMY BUTLER (2011-PRESENT)

## 22

Jimmy Collins (1970-72)  
Ray Blume (1981-82)  
Rod Higgins (1982-86)  
Steve Colter (1986-87)  
Charles Davis (1988-90)  
Rodney McCray (1992-93)  
John Salley (1995-96)  
Keith Booth (1997-99)  
Chris Anstey (1999-00)  
Trenton Hassell (2001-02) (also wore 44)  
Jay Williams (2002-03)

## TAJ GIBSON (2009-PRESENT)

## 23\*

Norm Van Lier (1971-72) (also wore 2)  
Jackie Dinkins (1971-72)  
Rowland Garrett (1972-75)  
Eric Fernsten (1975-76) (also wore 41)  
Olivier Mack (1979-81)  
Mike Bratz (1982-83)  
Michael Jordan (1984-94, 1995-98) (also wore 45 from 03/19/95 - 05/10/95 and 12 on 02/14/90)  
\* Number retired in his honor 11/01/94 and 01/13/99

## 24

Matt Guokas (1970-71) (also wore 14)  
Garfield Heard (1972-73)  
Jack Marin (1975-77)  
Reggie Theus (1978-84)  
Kyle Macy (1985-86)  
Perry Young (02/03/87 and 02/10/87) (also wore 12)  
Bill Cartwright (1988-94)  
Scott Burrell (1997-98)  
Bryce Drew (2000-01)  
Othella Harrington (2004-06)  
Tyrus Thomas (2006-10)  
Brian Scalabrine (2010-12)

## 25

Chet Walker (1969-75)  
Earl Cureton (1986-87)  
Chuck Nevitt (1991-92)  
Steve Kerr (1993-98)  
Corey Benjamin (1998-01)  
Darius Songaila (2005-06)  
**MARQUIS TEAGUE (2012-PRESENT)**

## 26

Shaler Halimon (1969-70) (also wore 11 and 19)  
Coby Dietrick (1979-82)  
Kyle Korver (2010-12)

## 27

Ollie Johnson (1978-79)

## 28

Sam Smith (1979-80)  
Andrew Lang (1998-99)

## 30

Keith Starr (1976-77)  
Darren Daye (1986-87)  
Jud Buechler (1994-98)  
Steve Goodrich (2000-01)  
Frank Williams (2004-05)  
James Thomas (2005-06)

## 31

Jim Fox (1970-72)  
Bill Hewitt (1974-75)  
John Laskowski (1976-77) (also wore 20)  
Sam Worthen (1980-81)  
Granville Waiters (1986-88)  
Brent Barry (1998-99)  
Norman Richardson (2001-02)  
Roger Mason, Jr. (2002-03)  
Thomas Gardner (2007)  
Jerome James (2009-10)

## 32

Steve Patterson (1975-76) (also wore 42)  
Cazzie Russell (1977-78)  
James Wilkes (1980-82)  
Steve Johnson (1983-85)  
Mike Holton (1985-86) (also wore 10)  
Will Perdue (1986-95, 1999-00)  
Eddie Robinson (2001-04)  
Joe Smith (2007-08)  
Larry Hughes (2008-09)  
Devin Brown (2010)  
C.J. Watson (2010-11) (also wore 7)  
**RICHARD HAMILTON (2011-PRESENT)**

## 33\*

Phil Hicks (1976-77)  
Bobby Wilkerson (1980-81)  
Jawann Oldham (1982-86)  
Scottie Pippen (1987-96, 2003-04)  
\* Number retired in his honor 12/09/05

## 34

Frank Russell (1972-73)  
Bob Wilson (1974-76)  
Jim Ard (1977-78)  
David Greenwood (1979-84) (also wore 10)  
Chris Engler (1984-85)  
Charles Oakley (1985-88, 2001-02)  
David Wood (1988-89)  
Stacey King (1989-91) (also wore 21)  
Bill Wennington (1993-99)  
Antonio Davis (2003-05)  
Aaron Gray (2007-10)

## 35

John Block (1974-75)  
Glenn Hansen (1977-78)  
Larry Kenon (1980-82)  
Larry Spriggs (1982-83)  
Ron Brewer (1985-86)  
Tony Brown (1985-86)  
Greg Foster (1994-95)  
Jason Caffey (1995-98)  
Lonny Baxter (2002-04)  
Jared Reiner (2004-05)  
Malik Allen (2005-07)  
Demetris Nichols (2007-08)  
Chris Richard (2010)

## 38

Viktor Khryapa (2006-08)

## 39

Caldwell Jones (1984-85)

## 40

Ken McIntosh (1971-73)  
Derek Dickey (1977-78)  
Ricky Sobers (1979-82)  
Dave Corzine (1982-89)  
Brad Miller (2000-02) (also wore 52)  
Kurt Thomas (2010-11)

## 41

Cliff Pondexter (1975-76) (also wore 42 and 44)  
Eric Fernsten (1976-77) (also wore 23)  
Steve Sheppard (1977-78) (also wore 10)

## 42

Charles Paulk (1971-72)  
John Hummer (1973-74)  
Nate Thurmond (1974-76)  
Steve Patterson (1975-76) (also wore 32)  
Cliff Pondexter (1975-77) (also wore 41 and 44)  
Scott May (1977-78) (also wore 7 and 17)  
Jeff Sanders (1989-90, 1998-99)  
Scott Williams (1990-94)  
Larry Krystkowiak (1994-95)  
David Vaughn (1997-98)  
Elton Brand (1999-01)  
Donyell Marshall (2002-04)  
P.J. Brown (2006-07)



## 43

Chris Carr (1999-00)  
 Jake Voskuhl (2000-01)  
 Corie Blount (2002-04) (also wore 44)

## 44

Paul Ruffner (1970-71)  
 Tom Kropp (1976-77)  
 Cliff Pondexter (1977-78) (also wore 41 and 42)  
 Andre Wakefield (1978-79)  
 Quintin Dailey (1982-86) (also wore 16)  
 Corie Blount (1993-95) (also wore 43)  
 Mario Bennett (1998-99)  
 Dalibor Bagaric (2000-02) (also wore 11)  
 Trenton Hassell (2002-03) (also wore 22)  
 Adrian Griffin (2004-05, 2006-08)

## 45

Scott Lloyd (1978-79)  
 Dennis Awtry (10/20/79, 10/21/79) (also wore 20)  
 Ed Nealy (1988-90, 1992-93) (also wore 47)  
 Joe Courtney (1992-93)  
 Michael Jordan (03/19/95 - 05/10/95) (also wore 23 and 12)  
 Paul Shirley (2003-04)  
 Luke Schenscher (2005-06)  
 Rasual Butler (2010-11)

## 47

Ed Nealy (11/08/88) (also wore 45)

## 48

**NAZR MOHAMMED (2012-PRESENT)**

## 50

John Brown (1978-79)  
 Ben Poquette (1986-87)  
 Greg Anthony (2001-02)  
 Michael Sweetney (2005-07)

## 51

Michael Ruffin (1999-01)  
 Lawrence Funderburke (2004-05)

## 52

Mark Olberding (1982-83)  
 Mike Smrek (1985-86)  
 Mark Randall (1991-92)  
 Horace Grant (01/05/93) (also wore 54)  
 Eric Piatkowski (2004-06)  
 Brad Miller (2009-10) (also wore 40)

## 53

Artis Gilmore (1976-82, 87-88)  
 Cliff Levingston (1990-92)  
 James Edwards (1995-96)  
 Joe Kleine (1997-98)

## 54

Howard Porter (1971-74)  
 Mark Landsberger (1977-80)  
 Wallace Bryant (1983-84)  
 Horace Grant (1987-94) (also wore 52 on 01/05/93)  
 Jack Haley (1995-96) (also wore 15)  
 Linton Johnson III (2009) (also wore 8)

## 55

Roger Brown (1979-80)  
 Dwight Jones (12/05/79 - 12/09/79) (also wore 13)

## 77

**VLADIMIR RADMANOVIC (2012-PRESENT)**

## 90

Drew Gooden (2008-09)

## 91

Dennis Rodman (1995-98)



## 4 JERRY SLOAN

**SEASONS WITH BULLS:** 13 - Player, 10 (1966-1976); Coach, 3 (1979-1982)

**JERSEY RETIRED:** 02/17/78 at Chicago Stadium

**BULLS CAREER HIGHLIGHTS:** NBA All-Star 1967, 1969 ... NBA All-Defensive Team - First 1968-69, 1971-72, 1973-74, 1974-75; Second 1969-70, 1970-71 ... ranks third all-time for the Bulls in games played (696) ... holds the record for most consecutive starts in Bulls home openers - 10 ... member of the first-ever Chicago Bulls team after being drafted from the Baltimore Bullets in the 1966 expansion draft ... named Bulls head coach on 04/28/79 ... in second season as head coach (1980-81) advanced the Bulls to the second round of the playoffs in the team's first postseason appearance after a three-year absence.



## 10 BOB LOVE

**SEASONS WITH BULLS:** 11 (1968-1977)

**JERSEY RETIRED:** 01/14/94 at Chicago Stadium

**BULLS CAREER HIGHLIGHTS:** NBA All-Star 1971, 1972, 1973 ... All-NBA Second Team 1970-71, 1971-72 ... NBA All-Defensive Second Team 1971-72, 1973-74, 1974-75 ... Led the Bulls in scoring for seven straight seasons ... ranks third among Bulls all-time scorers (12,623 points) ... currently serves as the Bulls Director of Community Affairs, making over 300 visits annually to schools, social service agencies and charity organizations.



## 23 MICHAEL JORDAN

**SEASONS WITH BULLS:** 13 (1984-1993, 1994-1998)

**JERSEY RETIRED:** 11/01/94 at United Center (announced return to NBA on 03/18/95; announced second retirement on 01/13/99)

**BULLS CAREER HIGHLIGHTS:** Led the Bulls to six NBA World Championships (1991, 1992, 1993, 1996, 1997, 1998) ... NBA MVP 1987-88, 1990-91, 1991-92, 1995-96, 1997-98 ... NBA Finals MVP 1991, 1992, 1993, 1996, 1997, 1998 ... NBA All-Star Game MVP 1988, 1996, 1998 ... NBA Rookie of the Year 1984-85 ... NBA Defensive Player of the Year 1987-88 ... NBA All-Star 1985, 1986, 1987, 1988, 1989, 1990, 1991, 1992, 1993, 1996, 1997, 1998 ... named to the NBA's list of 50 greatest players in NBA history ... member of 1984 and 1992 USA Olympic gold medal-winning basketball teams ... led the league in scoring 10 times ... Bulls all-time leader in scoring (29, 277 points), rebounds (5,836), assists (5,012), steals (2,306) and games played (930).



### 33 SCOTTIE PIPPEN

**SEASONS WITH BULLS:** 12 (1987-98, 2003-04)

**JERSEY RETIRED:** 12/09/05 at United Center

**BULLS CAREER HIGHLIGHTS:** Led the Bulls to six NBA titles (1991, 1992, 1993, 1996, 1997, 1998) ... made postseason in 11 of his 12 seasons with Chicago ... second in NBA history in playoff appearances with 208 ... member of the NBA All-Defensive Team from 1991-2000 (First Team member seven times) ... selected as one of the 50 Greatest Players in NBA History in 1996 ... seven-time NBA All-Star (1990, 1992, 1993, 1994, 1995, 1996, 1997) ... 1994 All-Star Game MVP ... made All-NBA seven-straight seasons (1992-98) ... two-time Olympic gold medal winner ... 20 career triple-doubles, including four in the playoffs ... ranks second in franchise history in 3FGA (2,031) and third in 3FGM (664).



### COACH PHIL JACKSON

**SEASONS WITH BULLS:** 11 - Assistant Coach, 2 (1987-1989)  
Head Coach, 9 (1989-1998)

**HONORED:** 05/05/99 at United Center

**BULLS CAREER HIGHLIGHTS:** Coached the Bulls to their first NBA World Championship in 1991 and followed it up with five other titles, including two "three-peats" - 1991, 1992, 1993, 1996, 1997, 1998 ... led the Bulls to the best-ever NBA record (72-10) in 1995-96 ... NBA Coach of the Year (1995-96) ... named one of the NBA's 10 greatest coaches on 12/07/96 ... reached 200 victories faster than any coach in NBA history (270 games) ... the winningest coach in Bulls history with a 545-193 (.738) regular season coaching record; 111-41 (.730) in the playoffs.



### GENERAL MANAGER JERRY KRAUSE

**SEASONS WITH BULLS:** 18 (03/26/85 - 04/07/03)

**HONORED:** 10/31/03 at United Center

**BULLS CAREER HIGHLIGHTS:** Orchestrated the Bulls to six NBA World Championship (1991, 1992, 1993, 1996, 1997, 1998) ... named NBA Executive of the Year by his peers in 1987-88 and 1995-96 ... drafted Scottie Pippen, Charles Oakley, Horace Grant, B.J. Armstrong, Will Perdue, Toni Kukoc, Elton Brand, Ron Artest, Marcus Fizer, Jamal Crawford, Eddy Curry, Tyson Chandler and Jay Williams ... signed Ron Harper, John Paxson, Trent Tucker, Scott Williams, Steve Kerr, Bill Wennington, Jud Buechler, Randy Brown, Robert Parish, Brian Williams, Ron Mercer, Eddie Robinson, Charles Oakley, Greg Anthony, Corie Blount and Donyell Marshall as free agents and traded for Bill Cartwright, Luc Longley and Dennis Rodman ... coaching hires include Doug Collins, Phil Jackson, Tim Floyd and Bill Cartwright.





## COACH AND BROADCASTER

# JOHNNY "RED" KERR

**SEASONS WITH BULLS:** 35

**HONORED:** 02/10/09 at United Center

**BULLS CAREER HIGHLIGHTS:** Served as the team's first head coach in 1966-67 ... named NBA Coach of the Year following the Bulls inaugural season ... he is the only head coach in NBA history to guide an expansion team into the playoffs during its first season of play ... served as the team's business manager for two seasons (1973-75) ... beginning in 1977-78, he called Bulls basketball on TV and radio for 32 seasons ... received the 2009 John W. Bunn Lifetime Achievement Award from the Naismith Memorial Basketball Hall of Fame.

## NAISMITH MEMORIAL BASKETBALL HALL OF FAME



**PHIL JACKSON**  
SEPTEMBER 7, 2007



**MICHAEL JORDAN**  
SEPTEMBER 11, 2009



**SCOTTIE PIPPEN**  
AUGUST 13, 2010



**DENNIS RODMAN**  
AUGUST 12, 2011



**ARTIS GILMORE**  
AUGUST 12, 2011



**TEX WINTER**  
AUGUST 12, 2011



**CHET WALKER**  
SEPTEMBER 7, 2012



## 1991 NBA CHAMPIONS

**REGULAR SEASON RECORD:** 61-21 (.744)

**PLAYOFF RECORD:** 15-2 (.882)


**HEAD COACH:** Phil Jackson

**ASSISTANT COACHES:** Johnny Bach,  
Jim Clemons, Tex Winter

**STARTERS:** Bill Cartwright, Horace Grant,  
Michael Jordan, John Paxson, Scottie Pippen

**RESERVES:** B.J. Armstrong, Craig Hodges,  
Dennis Hopson, Stacey King, Cliff Levingston,  
Will Perdue, Scott Williams

**NOTES:** Defeated New York (3-0), Philadelphia (4-1), Detroit (4-0) and L.A. Lakers (4-1) en route to the franchise's first world championship ... posted the best playoff winning percentage by a team in franchise history ... set the NBA playoff record for most consecutive games won at home (all playoff series) with 15 ... set the Finals record for field goal percentage in Game 1, hitting .617 (50-81) from the floor ... Michael Jordan named Finals Most Valuable Player.







## 1992 NBA CHAMPIONS

**REGULAR SEASON RECORD:** 67-15 (.817)

**PLAYOFF RECORD:** 15-7 (.682)

**HEAD COACH:** Phil Jackson

**ASSISTANT COACHES:** Johnny Bach,  
Jim Cleamons, Tex Winter

**STARTERS:** Bill Cartwright, Horace Grant,  
Michael Jordan, John Paxson, Scottie Pippen

**RESERVES:** B.J. Armstrong, Bobby Hansen, Craig Hodges, Stacey King,  
Cliff Levingston, Will Perdue, Scott Williams

**NOTES:** Defeated Miami (3-0), New York (4-3), Cleveland (4-2) and Portland (4-2) en route to the franchise's second straight world championship ... Michael Jordan tied the then Finals record of six three-point field goals made in Game 1 ... Jordan named Finals Most Valuable Player.





## 1993 NBA CHAMPIONS

**REGULAR SEASON RECORD:** 57-25 (.695)

**PLAYOFF RECORD:** 15-4 (.789)

**HEAD COACH:** Phil Jackson

**ASSISTANT COACHES:** Johnny Bach, Jim Cleamons, Tex Winter

**STARTERS:** B.J. Armstrong, Bill Cartwright, Horace Grant, Michael Jordan, Scottie Pippen

**RESERVES:** Stacey King, Rodney McCray, Ed Nealy, John Paxson, Will Perdue, Trent Tucker, Darrell Walker, Corey Williams, Scott Williams

**NOTES:** Defeated Atlanta (3-0), Cleveland (4-0), New York (4-2) and Phoenix (4-2) en route to the franchise's third straight world championship ... won the first two games of the Finals at Phoenix, becoming the first team ever to open a Finals series 2-0 on the road ... Michael Jordan scored the second-most points in Finals history with 55 in Game 4 ... Jordan also finished with the highest scoring average (41.0 ppg) in a single Finals series ... Jordan also set the Finals record for most consecutive games of 40-plus points with four (Games 2-5) ... Jordan named Finals Most Valuable Player.





## 1996 NBA CHAMPIONS

**REGULAR SEASON RECORD:** 72-10 (.878)

**PLAYOFF RECORD:** 15-3 (.833)

**HEAD COACH:** Phil Jackson

**ASSISTANT COACHES:** Jim Cleamons,  
John Paxson, Jimmy Rodgers, Tex Winter

**STARTERS:** Ron Harper, Michael Jordan, Luc Longley,  
Scottie Pippen, Dennis Rodman

**RESERVES:** Randy Brown, Jud Buechler, Jason Caffey, James Edwards, Jack Haley,  
Steve Kerr, Toni Kukoc, John Salley, Dickey Simpkins, Bill Wennington

**NOTES:** Defeated Miami (3-0), New York (4-1), Orlando (4-0) and Seattle (4-2) en route to the franchise's fourth world championship ... Dennis Rodman grabbed a Finals record 11 offensive rebounds in Game 2 and again in Game 6 ... first title won at the United Center ... Michael Jordan named Finals Most Valuable Player.







## 1997 NBA CHAMPIONS

**REGULAR SEASON RECORD:** 69-13 (.841)

**PLAYOFF RECORD:** 15-4 (.789)

**HEAD COACH:** Phil Jackson

**ASSISTANT COACHES:** Bill Cartwright,  
Frank Hamblen, Jimmy Rodgers, Tex Winter

**STARTERS:** Ron Harper, Michael Jordan,  
Luc Longley, Scottie Pippen, Dennis Rodman

**RESERVES:** Randy Brown, Jud Buechler, Jason Caffey,  
Steve Kerr, Toni Kukoc, Robert Parish, Dickey Simpkins, Bill Wennington, Brian Williams

**NOTES:** Defeated Washington (3-0), Atlanta (4-1), Miami (4-1) and Utah (4-2) en route to the franchise's second straight and fifth overall world championship ... Michael Jordan named Finals Most Valuable Player.





## 1998 NBA CHAMPIONS

**REGULAR SEASON RECORD:** 62-20 (.756)

**PLAYOFF RECORD:** 15-6 (.714)

**HEAD COACH:** Phil Jackson

**ASSISTANT COACHES:** Bill Cartwright,  
Frank Hamblen, Jimmy Rodgers, Tex Winter

**STARTERS:** Ron Harper, Michael Jordan, Toni Kukoc,  
Luc Longley, Scottie Pippen

**RESERVES:** Keith Booth, Randy Brown, Jud Buechler, Scott Burrell,  
Steve Kerr, Joe Kleine, Rusty LaRue, Dennis Rodman, Dickey Simpkins, Bill Wennington

**NOTES:** Defeated New Jersey (3-0), Charlotte (4-1), Indiana (4-3) and Utah (4-2) en route to the franchise's third straight and sixth overall world championship ... held Utah to a Finals record-low 54 points and recorded the largest margin of victory in a Finals game (42 points) in Game 3 ... Michael Jordan named Finals Most Valuable Player.





## CHICAGO STADIUM HISTORY

Opened on March 28, 1929, the Chicago Stadium served host to numerous sporting events, concerts and political conventions. Built at a cost of \$7 million, the Madhouse on Madison served as the home of the Chicago Bulls (1967-1994) and the Chicago Blackhawks (1929-1994) through the end of their respective seasons in 1994.

Over the years, the Stadium played host to the NBA, the NHL, the NASL and MISL, and even the NFL. On Dec. 15, 1930, the Chicago Bears and the St. Louis Cardinals played the NFL's first indoor football game on an 80-yard field. The game, played as an exhibition contest that the Bears won 9-7, served as a charity game to aid those affected by the Great Depression. Just over two years later, on Dec. 18, 1932, the Bears returned to play the Portsmouth (Ohio) Spartans in the 1932 NFL Championship Game. In front of 11,198 fans, Bronko Nagurski found Red Grange on a two-yard touchdown pass to help lead the Bears to a 9-0 win and claim the NFL Championship.

For 65 years, the Chicago Blackhawks called historic Chicago Stadium home. After playing their inaugural season at International Amphitheatre in 1966-67, the Chicago Bulls moved to the west side in the fall of 1967. Between the two teams, the Stadium hosted 10 Stanley Cup Finals and three NBA Finals. The Stadium, which was located at 1800 W. Madison Street, was demolished in February of 1995.

## CHICAGO STADIUM FACTS & FIGURES

**Seating capacity:** 18,676 for basketball and 17,317 for hockey

**First sporting event:** Tommy Loughran defended his light heavyweight title against Mickey Walker before 14,554 fans on March 28, 1929

**First Bulls game:** The St. Louis Hawks defeated the Chicago Bulls 104-98 on Feb. 11, 1967

**Last Bulls game:** Game 6 of the Eastern Conference Semifinals, a 93-79 Bulls win over the New York Knicks on May 20, 1994

**Largest Bulls game:** 21,652 on April 8, 1977 against the Houston Rockets

**Most points scored in a game by a player:** 68 by Wilt Chamberlain on Dec. 16, 1967

**Most rebounds in a game by a player:** 37 by Tom Boerwinkle on Jan. 8, 1970

**First Blackhawks game:** 3-1 victory over the Pittsburgh Pirates on Dec. 15, 1929

**Last Blackhawks game:** Game 6 of the Conference Quarterfinals, a 1-0 defeat to the Toronto Maple Leafs on April 28, 1994

**Largest Blackhawks game:** 20,960 on April 10, 1982 versus the Minnesota North Stars

**Championships won at the Stadium:** 1934 Stanley Cup, 1938 Stanley Cup, 1992 NBA Finals

- Site of the 1973 and 1988 NBA All-Star Games, and the NHL All-Star Game in 1948, 1961, 1974 and 1991
- Hosted the funeral of Chicago Mayor Anton J. Cermak on March 10, 1933
- Hosted the Democratic National Convention in 1932, 1940 and 1944, as well as the Republican National Convention in 1932 and 1944
- Home of the "famous" 3,663-pipe Barton organ
- Was the first major arena equipped with an air conditioning system







## UNITED CENTER HISTORY

Following more than two years of construction, the United Center officially opened its doors on Aug. 18, 1994. The end result produced the largest arena in the United States (in physical size, not capacity), covering more than 960,000 square feet and sitting on 46 acres west of the Chicago Loop, and one block west of the former site of Chicago Stadium.

The building held its first major event on August 29, when it played host to the WWF's SummerSlam, while the Bulls opened the UC playing the first-ever regular season game in the building on Nov. 4, 1994. Before a record Bulls crowd of 22,313, Chicago defeated the Charlotte Hornets 89-83, as Scottie Pippen led the way with a game-high 22 points.

Home to the Bulls and the Chicago Blackhawks, for more than 80 games a year, the building holds 20,917 for Bulls games and 19,917 for Blackhawks contests.

Annually, the United Center hosts in upwards of 200 events. In addition to the Bulls and Blackhawks, the building has hosted the 1996 Democratic National Convention, The Rolling Stones, Frank Sinatra, Madonna, Bruce Springsteen and the E Street Band, Paul McCartney, U2, The Who, The Three Tenors, Ringling Brothers and Barnum & Bailey Circuses, Disney on Ice, the Big Ten Men's Basketball Tournament and the Men's NCAA Basketball Tournament.

## UNITED CENTER FACTS & FIGURES

**Seating capacity:** 20,917 for basketball and 19,917 for hockey

**First sporting event:** WWF's SummerSlam on Aug. 29, 1994

**First Bulls game:** The Bulls defeated the Charlotte Hornets 89-83 on Nov. 4, 1994

**Largest Bulls game:** 24,544 (11 times, most recently June 13, 1997 vs. Utah)

**Most points scored in a game by a player:** 57 by Jerry Stackhouse on April 3, 2001

**Most rebounds in a game by a player:** 29 by Dennis Rodman on Dec. 27, 1997

**First Blackhawks game:** 5-1 victory over the Edmonton Oilers on Jan. 25, 1995

**Bulls Championships clinched at the United Center:** 1996 NBA Finals, 1997 NBA Finals

Hosted the NBA Finals from 1996-1998, as well as the 2010 Stanley Cup Finals





## CHICAGO BULLS OWNERSHIP HISTORY

---



Jerry Colangelo, Dick Klein, Johnny "Red" Kerr

**DICK KLEIN**  
**JANUARY, 1966**



**ARTHUR WIRTZ/LESTER CROWN**  
**AUGUST, 1972**



**JERRY REINSDORF**  
**MARCH, 1985**





## 1966

Sept. 7, 1966      Obtained guard Guy Rodgers from San Francisco for cash, a draft choice and guards Jim King and Jeff Mullins.  
 Oct. 14, 1966      Sold guard John Barnhill to Baltimore; sold center Nate Bowman to Philadelphia.  
 Nov. 25, 1966      Traded forward Len Chappell to Cincinnati for center George Wilson.

## 1967

May 1, 1967      Lost forward Don Kojis, guard Gerry Ward and center George Wilson to the expansion draft.  
 Aug. 1967      Signed Craig Spitzer as a free agent.  
 Oct. 2, 1967      Obtained center Reg Harding from Detroit for cash and a draft choice.  
 Oct. 20, 1967      Obtained guard Flynn Robinson for cash and two draft choices from Cincinnati for guard Guy Rodgers.  
 Nov. 1, 1967      Acquired Ken Wilburn from Trenton (EBL).  
 Nov. 2, 1967      Placed Jim Burns on waivers.  
 Nov. 28, 1967      Placed Reg Harding on waivers.

## 1968

Jan. 9, 1968      Obtained center Jim Barnes and a draft choice from Los Angeles for center Erwin Mueller.  
 Apr. 23, 1968      Johnny "Red" Kerr resigned as Head Coach.  
 May 6, 1968      Lost forward McCoy McLemore, forward Dave Schellhase and center Craig Spitzer to the expansion draft.  
 May 27, 1968      Hired Dick Motta as Head Coach.  
 Sept. 23, 1968      Obtained center Erwin Mueller from Los Angeles for forward Keith Erickson.  
 Nov. 7, 1968      Obtained forward Bob Love and guard Bob Weiss from Milwaukee for guard Flynn Robinson.  
 Dec. 1, 1968      Sold Jim Barnes to Boston.

## 1969

Jan. 31, 1969      Sold Erwin Mueller to Seattle for cash and a draft choice.  
 Sept. 2, 1969      Obtained guard Shaler Halimon and forward Chet Walker from Philadelphia for forward Jim Washington and future considerations.  
 Sept. 5, 1969      Obtained center Bob Kauffman and a third-round draft choice from Seattle for forward Bob Boozer and forward Barry Clemens.  
 Sept. 9, 1969      Traded Mike Lynn to Los Angeles for a draft choice.  
 Oct. 12, 1969      Obtained center Walt Wesley and a draft choice from Cincinnati for guard Norm Van Lier and center Dave Newmark.  
 Oct. 14, 1969      Obtained Al Tucker off waivers.

## 1970

Jan. 5, 1970      Obtained Ed Manning from Baltimore for Al Tucker.  
 Apr. 23, 1970      Obtained center Jim Fox and a draft choice from Phoenix for guard Clem Haskins.  
 May 11, 1970      Lost forward Loy Peterson, forward Ed Manning and center Walt Wesley to the expansion draft; Bob Kauffman traded to Philadelphia.  
 Sept. 15, 1970      Signed free agent A.W. Holt.  
 Oct. 16, 1970      Obtained guard Matt Guokas from Philadelphia for a draft choice.  
 Oct. 20, 1970      Traded Shaler Halimon to Portland for second-round draft pick in 1971; signed free agent Jim King.

## 1971

Jan. 9, 1971      Traded Dick Gibbs to San Diego for future draft choice.  
 Jan. 20, 1971      Obtained forward Howard Porter from the Pittsburgh Condors (ABA) for center Paul Ruffner and cash.  
 Jan. 26, 1971      Waived A.W. Holt.  
 Apr. 15, 1971      Released George T. Johnson.  
 May 14, 1971      Obtained forward Charlie Paulk from Cincinnati for guard Matt Guokas and a draft choice.  
 Nov. 9, 1971      Obtained guard Norm Van Lier and a draft choice from Cincinnati for center Jim Fox and a draft choice.  
 Dec. 10, 1971      Traded Charles Paulk to New York for a future draft choice.

## 1972

Aug. 9, 1972      Acquired Pome Murray from Baltimore.  
 Oct. 18, 1972      Obtained center Dennis Awtrey from Philadelphia for a draft choice and cash.  
 Oct. 20, 1972      Obtained forward Gar Heard and a draft choice from Seattle for forward Kennedy McIntosh.

## 1973

Sept. 4, 1973      Obtained John Tresvant from Capital for cash and a future draft choice.  
 Sept. 10, 1973      Obtained forward John Hummer and a draft choice from Buffalo for forward Gar Heard and center Kevin Kunnert.  
 Sept. 14, 1973      Obtained guard Rick Adelman from Portland for a draft choice and cash.  
 Oct. 8, 1973      Waived Mark Sibley.



## 1974

Jan. 7, 1974	Traded forward John Hummer to Seattle for a draft choice and cash.
Feb. 13, 1974	Traded Larry Cannon to Philadelphia for a future draft choice.
May 20, 1974	Lost center Dennis Awtrey to the expansion draft.
May 28, 1974	Traded forward Howard Porter for a 1974 first-round draft choice and cash.
Sept. 3, 1974	Obtained center Nate Thurmond from Golden State for center Clifford Ray, a draft choice and cash.
Sept. 4, 1974	Obtained guard Matt Guokas and two draft choices from Buffalo for guard Bob Weiss.
Sept. 12, 1974	Signed free agent Bill Hewitt.
Sept. 18, 1974	Obtained Mickey Johnson from Portland for a future draft choice.
Nov. 11, 1974	Obtained forward John Block from New Orleans for guard Rick Adelman.
Nov. 27, 1974	Waived Bill Hewitt.

## 1975

Sept. 5, 1975	Obtained Fred Foster from Cleveland for a 1976 draft choice.
Nov. 27, 1975	Traded forward Rowland Garrett and center Nate Thurmond to Cleveland for forward Eric Fernsten and center Steve Patterson; obtained Jack Marin from Buffalo for a draft choice.
Dec. 9, 1975	Traded Matt Guokas to Kansas City for 1977 second- and third-round draft picks.

## 1976

Aug. 5, 1976	Selected Artis Gilmore No. 1 in the ABA Dispersal Draft.
Aug. 25, 1976	Hired Ed Badger as the third Head Coach in the history of the franchise.
Sept. 13, 1976	Obtained Tom Kropp from Washington for future considerations.
Sept. 15, 1976	Released Steve Patterson.
Oct. 4, 1976	Traded Allen Murphy to Los Angeles for a future draft choice.
Oct. 13, 1976	John Block retired.
Oct. 16, 1976	Signed free agent Paul McCracken.
Oct. 18, 1976	Waived Bobby Wilson.
Oct. 21, 1976	Waived Leon Benbow.
Oct. 28, 1976	Released Willie Smith.
Oct. 29, 1976	Signed free agent Wilbur Holland.
Nov. 18, 1976	Acquired John Mengelt from Detroit.
Nov. 19, 1976	Waived Paul McCracken; released Eric Fernsten.
Nov. 30, 1976	Traded Bob Love to the N.Y. Nets for 1977 second-round pick and cash.
Dec. 13, 1976	Waived Dallas Smith.

## 1977

Jan. 11, 1977	Signed free agent Phil Hicks.
Jan. 21, 1977	Waived Phil Hicks; re-signed free agent Hicks.
Feb. 1, 1977	Waived Phil Hicks.
Feb. 2, 1977	Signed Leon Benbow and placed him on injured list.
Feb. 3, 1977	Signed free agent Phil Hicks.
Sept. 7, 1977	Released Keith Starr.
Oct. 5, 1977	Waived Leon Benbow.
Oct. 6, 1977	Waived Phil Hicks.
Oct. 14, 1977	Waived John Laskowski.
Oct. 16, 1977	Signed free agent Nick Weatherspoon.
Oct. 17, 1977	Waived Cliff Pondexter and Tom Kropp; Acquired Glenn Hansen from New Orleans for a 1978 draft choice.
Nov. 14, 1977	Waived Glenn Hansen.
Dec. 8, 1977	Signed free agent Jim Ard.



## 1978

- Jan. 7, 1978 Placed Jim Ard on injured list; signed free agent Cliff Pondexter.
- Jan. 23, 1978 Signed free agent Cazzie Russell; waived Nick Weatherspoon.
- Feb. 17, 1978 Placed Scott May on injured list; signed free agent Derrek Dickey.
- May 12, 1978 Hired Rod Thorn as General Manager.
- June 6, 1978 Hired Larry Costello as the fourth Head Coach in team history.
- Aug. 10, 1978 Waived Cliff Pondexter.
- Aug. 11, 1978 Traded Chuck Jura to Cleveland for future considerations.
- Aug. 24, 1978 Traded Derrek Dickey to Los Angeles for future considerations.
- Sept. 1, 1978 Hired Scotty Robertson as Assistant Coach.
- Oct. 9, 1978 Obtained John Brown from Atlanta for future draft considerations.
- Oct. 11, 1978 Obtained Charles Dudley from Golden State for future considerations; waived Jim Ard; waived Norm Van Lier.
- Oct. 12, 1978 Placed Tate Armstrong and Len Kosmalski on injured list; placed Tom Boerwinkle on suspended list.
- Oct. 13, 1978 Obtained Andre Wakefield off waivers from Phoenix.
- Oct. 25, 1978 Signed free agent Ollie Johnson.
- Oct. 26, 1978 Obtained Scott Lloyd from San Diego for a 1981 draft choice; waived Andre Wakefield.
- Nov. 29, 1978 Waived Tom Boerwinkle.

## 1979

- Jan. 2, 1979 Waived Len Kosmalski and Steve Sheppard.
- Feb. 16, 1979 Larry Costello fired as Head Coach; Scotty Robertson named Interim Coach.
- Apr. 28, 1979 Hired Jerry Sloan as Head Coach.
- June 22, 1979 Traded Wilbur Holland to Utah for Rickey Williams.
- June 23, 1979 Acquired two 1979 draft choices from Denver.
- June 28, 1979 Hired Phil Johnson as Assistant Coach.
- July 17, 1979 Signed free agent Mickey Johnson.
- July 18, 1979 Signed free agent Delmer Beshore.
- Aug. 2, 1979 Signed free agent Coby Dietrick.
- Aug. 28, 1979 Acquired Ricky Sobers from Indiana (compensation for Mickey Johnson).
- Sept. 5, 1979 Obtained Coby Dietrick from San Antonio for Tate Armstrong and cash.
- Sept. 15, 1979 Signed free agent Roger Brown.
- Sept. 16, 1979 Signed No. 1 pick Dave Greenwood.
- Sept. 25, 1979 Waived Charles Dudley.
- Oct. 12, 1979 Signed free agent Sam Smith.
- Oct. 20, 1979 Signed free agent Dennis Awtrey.
- Dec. 4, 1979 Waived Roger Brown.
- Dec. 5, 1979 Signed free agent Dwight Jones.

## 1980

- Feb. 4, 1980 Waived Sam Smith.
- Feb. 13, 1980 Traded Mark Lansberger to Los Angeles for Oliver Mack and two second-round draft choices (1980 and 1981).
- Feb. 9, 1980 Traded rights to Cedrick Hordges to Denver for future draft considerations.
- June 10, 1980 Traded rights to Calvin Garrett to Houston for a 1982 draft choice; traded No. 1 pick Kelvin Ransley to Portland for Ronnie Lester and a future draft choice.
- Aug. 1, 1980 Signed free agent Jeff Wilkins.
- Aug. 12, 1980 Signed free agent Rickey Green.
- Aug. 14, 1980 Signed free agent Dennis Awtrey.
- Aug. 15, 1980 Seattle agreed to compensate Bulls with future draft considerations for signing Awtrey.
- Sept. 9, 1980 Waived John Mengelt.
- Sept. 12, 1980 Signed free agent Larry Kenon; sent two 1981 second-round draft choices and cash to San Antonio as compensation.
- Oct. 6, 1980 Waived Jeff Wilkins and Ron Charles.
- Oct. 8, 1980 Bobby Wilkerson sold to Bulls from Denver; waived Rickey Green.
- Oct. 9, 1980 Placed Ronnie Lester on the injured list.
- Oct. 23, 1980 Activated Ronnie Lester off the injured list; waived Oliver Mack.
- Nov. 3, 1980 Placed Ronnie Lester on the injured list; signed Ricky Sobers.
- Nov. 21, 1980 Veteran free agent Ollie Johnson signed with Philadelphia; Bulls received cash from Philadelphia as compensation.



## 1981

---

Mar. 6, 1981	Activated Ronnie Lester off the injured list; placed Scott May on the injured list.
June 8, 1981	Acquired a 1981 and a 1982 draft choice from Atlanta in exchange for two 1981 draft choices.
June 10, 1981	Acquired the draft rights to Mike Oliver from Indiana for the draft rights to Ray Blume and a draft choice.
June 20, 1981	Veteran free agent Bobby Wilkerson signed with Cleveland.
Aug. 13, 1981	Signed free agent Steve Hayes.
Sept. 9, 1981	Signed free agent Jackie Robinson.
Oct. 1, 1981	Acquired Johnny High from Phoenix for a 1983 third-round draft pick.
Oct. 2, 1981	Acquired the draft rights to Terry Stotts from Houston for cash.
Oct. 12, 1981	Waived Terry Stotts.
Oct. 20, 1981	Waived Johnny High.
Oct. 27, 1981	Waived Scott May.
Oct. 28, 1981	Waived Sam Worthen.
Nov. 6, 1981	Signed No. 1 pick Orlando Woolridge; waived Steve Hayes.
Dec. 9, 1981	Acquired Tracy Jackson from Boston for cash.
Dec. 11, 1981	Waived Roger Burkman.
Dec. 22, 1981	Waived Jackie Robinson.

## 1982

---

Feb. 17, 1982	Fired Head Coach Jerry Sloan.
June 23, 1982	Named Paul Westhead as Head Coach; traded a 1982 second-round draft choice to Golden State for a future second-round draft choice.
July 13, 1982	Named Don Casey as Assistant Coach.
July 22, 1982	Traded Artis Gilmore to San Antonio for Dave Corzine and Mark Olberding.
Aug. 1, 1982	Named Mike Thibault as Assistant Coach.
Oct. 2, 1982	Signed Dudley Bradley as a free agent for a conditional third-round pick in 1983 to Phoenix.
Oct. 8, 1982	Traded Ray Blume to San Diego for future considerations.
Oct. 22, 1982	Waived Tom Burleson and Ricky Frazier.
Oct. 26, 1982	Released James Wilkes and Mark Davis.
Nov. 23, 1982	Waived Larry Kenon.

## 1983

---

Jan. 18, 1983	Traded Coby Dietrick to San Antonio for a 1983 fourth-round draft choice.
Jan. 24, 1983	Traded Ricky Sobers to Washington for a second-round draft choice in 1984 and 1985.
Feb. 15, 1983	Traded Dwight Jones to Los Angeles for cash and a future second-round draft choice.
Feb. 17, 1983	Signed free agent Jawann Oldham.
Mar. 2, 1983	Placed Orlando Woolridge on the injured list; signed Larry Spriggs to a 10-day contract.
Mar. 6, 1983	Placed Ronnie Lester on the injured list; signed Mike Bratz to a 10-day contract.
Mar. 12, 1983	Signed Larry Spriggs to a second 10-day contract.
Mar. 16, 1983	Signed Mike Bratz to a 10-day contract.
Mar. 22, 1983	Signed Larry Spriggs for remainder of the season.
Mar. 26, 1983	Signed Mike Bratz for remainder of the season.
May 10, 1983	Fired Head Coach Paul Westhead.
June 7, 1983	Signed Kevin Loughery as Head Coach.
Sept. 30, 1983	Mike Bratz signed with Golden State for a 1984 fourth-round draft choice.
Oct. 25, 1983	Waived Dudley Bradley and Tracey Jackson.

## 1984

---

Feb. 15, 1984	Traded Reggie Theus to Kansas City for Steve Johnson and three second-round draft choices (one in 1984 and two in 1985).
Aug. 11, 1984	Traded Mitchell Wiggins and 1985 second- and third-round draft picks to Houston for Caldwell Jones.
Sept. 12, 1984	Signed No. 1 draft pick Michael Jordan.
Sept. 14, 1984	Signed free agent Charles Jones.
Oct. 26, 1984	Signed free agent Wes Matthews.
Nov. 16, 1984	Waived Ronnie Lester and Charles Jones.



## 1985

- Jan. 14, 1985 Signed free agent Chris Engler to a 10-day contract.
- Jan. 24, 1985 Signed free agent Chris Engler to a second 10-day contract.
- Feb. 12, 1985 Waived Chris Engler.
- Mar. 13, 1985 Jerry Reinsdorf takes over as owner.
- Mar. 26, 1985 Released General Manager Rod Thorn; hired Jerry Krause as Vice President/Basketball Operations.
- May 28, 1985 Fired Head Coach Kevin Loughery and Assistants Bill Blair and Fred Carter.
- June 17, 1985 Signed Stan Albeck as Head Coach; traded forward Steve Johnson and a second-round pick to San Antonio for Gene Banks.
- June 18, 1985 Traded No. 1 pick Keith Lee and guard Ennis Whitley to Cleveland for forward Charles Oakley (ninth overall) and second-round pick Calvin Duncan (30th overall).
- July 8, 1985 Signed Tex Winter as Assistant Coach.
- Aug. 7, 1985 Signed Murray Arnold as Assistant Coach.
- Aug. 11, 1985 Signed Charles Oakley.
- Aug. 14, 1985 Signed free agent Billy McKinney.
- Oct. 1, 1985 Portland signed free-agent center Caldwell Jones to an offer sheet; Bulls agreed not to exercise right of first refusal in exchange for a Portland 1987 second-round draft pick.
- Oct. 4, 1985 Signed free agent guard Kyle Macy to an offer sheet; Phoenix agreed not to exercise right of first refusal in exchange for two future second-round draft picks.
- Oct. 24, 1985 Waived forward Rod Higgins; traded forward David Greenwood to San Antonio for George Gervin.
- Oct. 25, 1985 Placed guard Quintin Dailey on the injured list.
- Oct. 29, 1985 Signed free agent guard John Paxson to an offer sheet; San Antonio agreed not to exercise right of first refusal in exchange for cash.
- Nov. 5, 1985 Guard Michael Jordan placed on injured list (broken navicular tarsal bone suffered at Golden State 10/29/85); signed free agent guard Ron Brewer; waived guard Ron Brewer.
- Nov. 18, 1985 Activated guard Quintin Dailey off the injured list.
- Dec. 17, 1985 Billy McKinney retired and joined the Bulls coaching staff.

## 1986

- Feb. 5, 1986 Placed guard Quintin Dailey on the suspended list.
- Feb. 12, 1986 Signed guard Michael Holton (CBA-Florida) to a 10-day contract.
- Feb. 22, 1986 Signed guard Michael Holton to a second 10-day contract; signed guard Tony Brown (CBA-Kansas City) to a 10-day contract; placed center Jawann Oldham on injured list (broken left cheek bone).
- Mar. 1, 1986 Signed guard Michael Holton to contract for remainder of the season; signed guard Tony Brown to a second 10-day contract.
- Mar. 5, 1986 Placed Dave Corzine on injured list (broken left hand); activated center Jawann Oldham.
- Mar. 13, 1986 Waived guard Tony Brown.
- Mar. 14, 1986 Placed center Jawann Oldham on injured list (re-injured left cheek bone); signed forward Rod Higgins (CBA - Tampa Bay) to a 10-day contract; activated guard Michael Jordan.
- Mar. 24, 1986 Signed forward Rod Higgins to a second 10-day contract.
- Mar. 27, 1986 Waived forward Rod Higgins.
- Apr. 13, 1986 Returned center Jawann Oldham to playoff roster; replaced Michael Holton with Jawann Oldham on playoff roster.
- May 19, 1986 Fired Stan Albeck and named Doug Collins as Head Coach.
- May 27, 1986 Released Assistant Coach Mike Thibault.
- June 17, 1986 Allowed Quintin Dailey to become a free agent by declining to exercise option clause; signed 1986 draft picks Mike Brown and Calvin Duncan; traded the draft rights of second-round pick Larry Krystkowiak and 1987 and 1992 second round picks to Portland for Steve Colter. Named Gene Littles and Johnny Bach as assistant coaches.
- June 20, 1986 Free agent Michael Holton signed an offer sheet with Portland; Chicago agreed not to exercise right of first refusal in exchange for a 1992 second-round draft choice.
- Aug. 5, 1986 Acquired Earl Cureton and Sacramento's second-round draft choice from Detroit for Sidney Green.
- Aug. 22, 1986 Waived Calvin Duncan.
- Aug. 27, 1986 Signed free agent Gene Banks to a new contract.
- Sept. 9, 1986 Traded Kyle Macy to Indiana for two second-round draft choices.
- Sept. 18, 1986 Jawann Oldham signed an offer sheet with New York and Chicago matched the offer.
- Sept. 25, 1986 Signed 1986 first-round draft choice Brad Sellers.
- Oct. 1, 1986 Agreed to forebear right of first refusal on Orlando Woolridge in exchange for a New Jersey Nets first-round draft choice and two second-round draft picks.
- Oct. 2, 1986 Signed Elston Turner to an offer sheet and Denver agreed not to exercise its right of first refusal in exchange for a 1988 second-round draft choice.
- Oct. 4, 1986 Acquired Granville Waiters from Houston for a future draft choice.
- Oct. 23, 1986 Traded Jawann Oldham to New York for a 1987 first-round draft choice (Denver's first pick and future considerations); waived center Mike Smeck; placed Gene Banks on the injured list (suffered broken right foot on 10/21).
- Oct. 30, 1986 Claimed Darren Daye off waivers.
- Nov. 3, 1986 Waived Darren Daye and activated Gene Banks.
- Dec. 8, 1986 Waived Darren Daye and activated Gene Banks.
- Dec. 31, 1986 Acquired Sedale Threatt from Philadelphia in exchange for Steve Colter and a future second-round draft pick.



## 1987

Jan. 9, 1987	Placed Sedale Threatt on the injured list (broken right ring finger).
Jan. 10, 1987	Signed Fred Cofield to a 10-day contract.
Jan. 20, 1987	Signed Fred Cofield to a second 10-day contract.
Jan. 29, 1987	Released Fred Cofield and signed Perry Young to a 10-day contract.
Feb. 9, 1987	Signed Perry Young to a second 10-day contract.
Feb. 11, 1987	Traded Earl Cureton to the L.A. Clippers for a 1989 draft choice.
Feb. 13, 1987	Activated Sedale Threatt and released Perry Young.
Feb. 15, 1987	Acquired Ben Poquette from Cleveland in exchange for a future second-round draft choice.
June 9, 1987	Promoted Special Assignments Scout/Assistant Coach Billy McKinney to Assistant Vice President/Basketball Operations.
June 22, 1987	Acquired Artis Gilmore from San Antonio in exchange for a second-round pick.
Sept. 28, 1987	Extended Head Coach Doug Collins' contract throughout the 1989-90 season.
Oct. 1, 1987	Assistant Coach Gene Littles resigned to pursue other endeavors.
Oct. 8, 1987	Signed the following free agents and rookies to contracts: Dave Corzine, Rickie Winslow, Tony White, Anthony Wilson, Doug Altenberger, Ervin Leavy and Scott Meents.
Oct. 10, 1987	Named Phil Jackson as Assistant Coach.
Oct. 14, 1987	Signed Scottie Pippen.
Oct. 16, 1987	Waived Anthony Wilson and Ervin Leavy.
Oct. 19, 1987	Picked up Tom Sheehy off of waivers from Boston.
Oct. 22, 1987	Signed Horace Grant.
Oct. 26, 1987	Waived Scott Meents and Tom Sheehy.
Nov. 3, 1987	Waived Doug Altenberger and Pete Myers.
Nov. 9, 1987	Re-signed Granville Waiters; waived Rickie Winslow.
Nov. 12, 1987	Traded a 1988 second-round draft pick to New York for Rory Sparrow; waived Tony White.
Dec. 24, 1987	Waived Artis Gilmore.

## 1988

Feb. 25, 1988	Acquired Sam Vincent from Seattle for Sedale Threatt.
Mar. 2, 1988	Signed Elston Turner.
June 23, 1988	Lost Mike Brown to Charlotte in the Expansion Draft.
June 27, 1988	Traded Charles Oakley to New York for center Bill Cartwright and the exchange of 1988 first- and third-round draft choices.
July 21, 1988	Billy McKinney re-signed as Assistant Vice President/Basketball Operations.
July 25, 1988	Named Jim Stack Scout.
July 29, 1988	Signed first-round draft pick Will Perdue.
Aug. 1, 1988	Signed Sam Vincent to a new contract.
Sept. 7, 1988	Signed Jerry Krause to a multi-year contract.
Sept. 20, 1988	Signed Michael Jordan to a multi-year contract extension.
Oct. 7, 1988	Signed Mike Lang, Charles Davis, John Fox, Jack Haley, Anthony Jones, Derrick Lewis, Kevin McKenna, Ed Nealy, Ralph Tally, Jamie Waller and David Wood.
Oct. 10, 1988	Waived Mike Lang.
Oct. 12, 1988	Waived Jamie Waller.
Oct. 13, 1988	Waived Ralph Tally.
Oct. 20, 1988	Waived Kevin McKenna.
Oct. 25, 1988	Waived Derrick Lewis.
Oct. 26, 1988	Waived John Fox.
Nov. 3, 1988	Placed Scottie Pippen and Charles Davis on the injured list.
Nov. 17, 1988	Waived David Wood.
Nov. 18, 1988	Activated Scottie Pippen off the injured list.
Nov. 21, 1988	Waived Anthony Jones.
Nov. 29, 1988	Activated Charles Davis off the injured list.
Dec. 14, 1988	Traded Ed Nealy and a 1989 second-round draft pick to Phoenix for Craig Hodges.

## 1989

Apr. 16, 1989	Placed Craig Hodges on the injured list; signed Dominic Pressley to a 10-day contract.
Apr. 23, 1989	Activated Craig Hodges off the injured list; released Dominic Pressley.
June 15, 1989	Sam Vincent drafted by Orlando in the Expansion Draft.
June 26, 1989	Traded Brad Sellers to Seattle for the 18th pick in the College Draft.
June 27, 1989	Traded Dave Corzine to Orlando for the Magic's regular second-round draft choice in 1990 and the Magic's regular second-round draft choice in 1992. Seattle agreed not to draft B.J. Armstrong with the 16th and 17th choices in the first round of the draft in exchange for the Bulls' 1993 second-round pick; hired Clarence Gaines, Jr., as Scout/Special Assistant to Vice President/Basketball Operations Jerry Krause.
June 30, 1989	Extended the contract of Jim Stack as a Scout and gave him the additional responsibility of Special Assistant to Vice President/Basketball Operations Jerry Krause.



## 1989 (CONT.)

- July 6, 1989 Terminated the contract of Head Coach Doug Collins.
- July 10, 1989 Hired Phil Jackson as Head Coach.
- July 27, 1989 Signed first-round draft pick Jeff Sanders.
- Aug. 10, 1989 Hired Jim Clemons as Assistant Coach.
- Aug. 24, 1989 Signed unrestricted free agent Craig Hodges to a multi-year contract.
- Sept. 12, 1989 Signed first-round draft pick B.J. Armstrong.
- Oct. 5, 1989 Signed the following free agents: Matt Brust, Mike Doktorczyk, Stewart Granger, Jimmy McClain, Adrian McKinnon, Greg Spurling, David Wood and Jack Haley. Acquired Ed Nealy from the Phoenix Suns for future draft considerations.
- Oct. 11, 1989 Waived Jimmy McClain, Greg Spurling and David Wood.
- Oct. 20, 1989 Waived Stewart Granger.
- Oct. 31, 1989 Waived Matt Brust, Mike Doktorczyk and Adrian McKinnon.
- Nov. 2, 1989 Placed Jeff Sanders on the injured list.
- Dec. 18, 1989 Waived Jack Haley; activated Jeff Sanders off injured list.

## 1990

- Mar. 25, 1990 Placed Craig Hodges on injured list with a lower back strain; signed Clifford Lett to a 10-day contract.
- Apr. 4, 1990 Signed Clifford Lett to a second 10-day contract.
- Apr. 14, 1990 Activated Craig Hodges off injured list; released Clifford Lett.
- June 20, 1990 Trainer Mark Pfeil resigned.
- June 26, 1990 Acquired Dennis Hopson from the New Jersey Nets for a 1990 first-round draft pick and the best of three 1992 second-round choices; renounced the rights to Charles Davis.
- June 27, 1990 Named Herb Brown as European Representative/Assistant Coach/Scout.
- July 20, 1990 Unrestricted free agent Ed Nealy signed with Phoenix.
- July 25, 1990 Signed rookie/free agent Scott Williams.
- Aug. 8, 1990 Named Robert "Chip" Schaefer as Trainer.
- Aug. 11, 1990 Signed Horace Grant to a three-year contract extension.
- Oct. 2, 1990 Signed the following players for training camp: Rodney Blake, Ben Gillery, Gary Massey, Craig Neal, Greg Spurling and Keith Williams.
- Oct. 4, 1990 Signed unrestricted free agent Cliff Levingston.
- Oct. 10, 1990 Signed Ben Mitchell; waived Rodney Blake.
- Oct. 15, 1990 Waived Greg Spurling, Keith Williams and Craig Neal.
- Oct. 19, 1990 Waived Ben Mitchell.
- Oct. 29, 1990 Waived Ben Gillery and Gary Massey.

## 1991

- June 17, 1991 Extended the contract of Scottie Pippen.
- July 1, 1991 Renewed the option on the contract of Cliff Levingston, extending the contract through the 1991-92 season.
- July 12, 1991 Re-signed John Paxson.
- Aug. 26, 1991 Re-signed Bill Cartwright.
- Sept. 26, 1991 Signed Mark Randall.
- Sept. 27, 1991 Signed rookies and free agents Jerry Adams, Anthony Bowie, David Caldwell, Tony Harris, Chris Munk, Chuck Nevitt, John Potter, Ken Redfield, Oliver Taylor, Wayne Tinkle and Jamal Walker.
- Sept. 30, 1991 Waived Jerry Adams, David Caldwell, Tony Harris, John Potter, Wayne Tinkle and Jamal Walker.
- Oct. 14, 1991 Waived Ken Redfield.
- Oct. 24, 1991 Waived Chris Munk and Oliver Taylor.
- Oct. 30, 1991 Waived Chuck Nevitt and Anthony Bowie.
- Nov. 4, 1991 Traded Dennis Hopson to Sacramento for Bobby Hansen and the Kings' 1992 second-round draft pick.
- Nov. 7, 1991 Signed Rory Sparrow; placed Craig Hodges on the injured list with a sprained left knee.
- Nov. 11, 1991 Signed Scott Williams and placed him on the suspended list.
- Nov. 17, 1991 Signed Chuck Nevitt; placed Bill Cartwright on the injured list with a broken left hand.
- Nov. 23, 1991 Waived Rory Sparrow; activated Scott Williams off suspended list.
- Dec. 17, 1991 Waived Chuck Nevitt; activated Craig Hodges off the injured list.
- Dec. 28, 1991 Waived Mark Randall; activated Bill Cartwright off the injured list.



## 1992

Mar. 30, 1992	Signed Phil Jackson to a three-year contract extension.
June 22, 1992	Did not exercise the option to guarantee Bobby Hansen's contract for the 1992-93 season.
July 7, 1992	Traded the rights to draft pick Litterial Green to Orlando for a 1993 second-round draft pick.
July 10, 1992	Waived Craig Hodges.
Aug. 12, 1992	Signed rookie Byron Houston.
Aug. 19, 1992	Signed rookie Corey Williams.
Aug. 20, 1992	Named Ivica Dukan as Supervisor of European Scouting.
Sept. 18, 1992	Traded Byron Houston to Golden State for the Warriors' 1993 first-round draft pick; traded that pick plus two future conditional second-round picks to Dallas for Rodney McCray.
Oct. 14, 1992	Waived Irving Thomas and Kelsey Weems.
Oct. 21, 1992	Waived Anderson Hunt.
Oct. 27, 1992	Waived Ricky Blanton.
Oct. 28, 1992	Waived Joe Courtney and Keith Tower.
Nov. 4, 1992	Waived Jo Jo English and Gerald Madkins.
Dec. 2, 1992	Placed Corey Williams on the injured list with abdominal strain; signed Jo Jo English.
Dec. 15, 1992	Activated Corey Williams off the injured list and waived Jo Jo English.

## 1993

Jan. 8, 1993	Placed Scott Williams on the injured list with tendonitis in right knee.
Jan. 12, 1993	Signed Joe Courtney to a 10-day contract.
Jan. 18, 1993	Activated Scott Williams off the injured list and placed Rodney McCray on the injured list with a sprained right knee; signed Joe Courtney to a second 10-day contract.
Jan. 28, 1993	Joe Courtney's second 10-day contract expired; signed Darrell Walker to a 10-day contract.
Feb. 7, 1993	Signed Darrell Walker to a second 10-day contract.
Feb. 10, 1993	Placed John Paxson on the injured list; signed Ricky Blanton to a 10-day contract.
Feb. 17, 1993	Signed Darrell Walker for the rest of the season.
Feb. 20, 1993	Ricky Blanton's 10-day contract expired.
Feb. 22, 1993	Placed Bill Cartwright on the injured list; signed Mark Acres to a 10-day contract.
Feb. 23, 1993	Activated Rodney McCray off the injured list.
Feb. 25, 1993	Acquired Ed Nealy from Golden State for a conditional second-round draft pick in 2001; released Mark Acres.
Mar. 19, 1993	Placed Trent Tucker on the injured list; activated John Paxson off the injured list.
Mar. 24, 1993	Placed Corey Williams on the injured list; activated Bill Cartwright off the injured list.
Mar. 30, 1993	Placed Darrell Walker on the injured list; activated Trent Tucker off the injured list.
Apr. 20, 1993	Placed Ed Nealy on the injured list; activated Darrell Walker off the injured list.
July 19, 1993	Signed rookie forward/guard Toni Kukoc to a multi-year contract.
July 26, 1993	Signed rookie forward Corie Blount.
Sept. 16, 1993	Scott Williams signed a qualifying offer.
Sept. 29, 1993	Signed Steve Kerr, Jerome Lane, Bill Wennington and Al Hamilton.
Oct. 6, 1993	Michael Jordan retired.
Oct. 7, 1993	Signed Randy Allen, Jaren Jackson, Pete Myers and Dirkk Surlis.
Oct. 10, 1993	Will Perdue signed a multi-year contract extension.
Oct. 15, 1993	Waived Randy Allen.
Oct. 20, 1993	Signed B.J. Armstrong to a multi-year contract extension.
Oct. 26, 1993	Waived Dirkk Surlis.
Oct. 28, 1993	Waived Jerome Lane and Jaren Jackson.
Nov. 3, 1993	Waived Corey Williams.
Nov. 4, 1993	Waived Al Hamilton; re-acquired Jo Jo English from Minnesota for a future conditional draft pick; placed John Paxson and Scott Williams on the injured list.
Nov. 8, 1993	Placed Scottie Pippen on the injured list.
Nov. 30, 1993	Activated Scottie Pippen off the injured list; placed Will Perdue on the injured list.





## 1994

- Jan. 4, 1994 Waived Jo Jo English; activated Will Perdue off the injured list; placed Bill Cartwright on the injured list.
- Jan. 12, 1994 Activated John Paxson off the injured list.
- Jan. 19, 1994 Activated Bill Cartwright off the injured list; placed Stacey King on the injured list.
- Feb. 1, 1994 Activated Scott Williams off the injured list; placed Dave Johnson on the injured list.
- Feb. 16, 1994 Activated Stacey King off the injured list; placed Toni Kukoc on the injured list.
- Feb. 23, 1994 Traded Stacey King to Minnesota for Luc Longley and possible future considerations.
- Feb. 25, 1994 Activated Toni Kukoc off the injured list; placed Bill Cartwright on the injured list.
- Mar. 1, 1994 Waived Dave Johnson.
- Mar. 8, 1994 Placed John Paxson on the injured list; signed Jo Jo English to a 10-day contract.
- Mar. 15, 1994 Placed Will Perdue on the injured list; activated Bill Cartwright.
- Mar. 18, 1994 Signed Jo Jo English to a second 10-day contract.
- Mar. 28, 1994 Signed Jo Jo English for the remainder of the season.
- Apr. 8, 1994 Placed Bill Cartwright on the injured list; activated John Paxson.
- Apr. 9, 1994 Placed Jo Jo English on the injured list; activated Will Perdue.
- Apr. 22, 1994 Placed Corie Blount on the injured list; activated Bill Cartwright.
- May 31, 1994 Bulls announced the team will not pick up the option year of the contract of Assistant Coach Johnny Bach.
- June 28, 1994 Hired Jimmy Rodgers as Assistant Coach.
- Aug. 22, 1994 John Paxson retired.
- Sept. 19, 1994 Signed Ron Harper.
- Sept. 21, 1994 Signed Larry Krystkowiak.
- Sept. 22, 1994 Re-signed Bill Wennington.
- Sept. 28, 1994 Re-signed Steve Kerr.
- Sept. 29, 1994 Signed Greg Foster and Jud Buechler.
- Oct. 12, 1994 Signed Dickey Simpkins; waived Walter Palmer.
- Oct. 14, 1994 Waived Joe Courtney and Mark Davis.
- Oct. 18, 1994 Waived Evric Gray.
- Oct. 31, 1994 Waived Kenny Harris.
- Nov. 3, 1994 Waived Kevin Franklin; placed Jud Buechler, Kevin Rankin and Bill Wennington on the injured list.
- Nov. 14, 1994 Waived Kevin Rankin.
- Nov. 16, 1994 Activated Jud Buechler and Bill Wennington off the injured list; placed Larry Krystkowiak and Luc Longley on the injured list.
- Nov. 18, 1994 Waived Jo Jo English; signed Pete Myers.
- Dec. 2, 1994 Activated Larry Krystkowiak; placed Corie Blount on the injured list.
- Dec. 12, 1994 Waived Greg Foster.
- Dec. 13, 1994 Activated Corie Blount.

## 1995

- Jan. 4, 1995 Activated Luc Longley; placed Larry Krystkowiak on the injured list.
- Mar. 18, 1995 Michael Jordan returned; placed Dickey Simpkins on the injured list.
- Mar. 21, 1995 Activated Larry Krystkowiak; placed Jud Buechler on the injured list.
- Apr. 1, 1995 Activated Dickey Simpkins; placed Larry Krystkowiak on the injured list.
- Apr. 17, 1995 Activated Jud Buechler; placed Corie Blount on the injured list.
- July 1, 1995 Lost B.J. Armstrong to the Expansion Draft (Toronto).
- Aug. 29, 1995 Hired John Paxson as an Assistant Coach.
- Oct. 2, 1995 Acquired Dennis Rodman in a trade from San Antonio for Will Perdue.
- Oct. 5, 1995 Signed Randy Brown and Jack Haley.
- Oct. 26, 1995 Signed James Edwards; waived John Shasky.
- Oct. 31, 1995 Waived Kenny Harris and Ronnie McMahan.
- Nov. 2, 1995 Placed James Edwards and Jack Haley on the injured list.
- Nov. 14, 1995 Placed Dennis Rodman on the injured list.
- Dec. 6, 1995 Activated Dennis Rodman; placed Jason Caffey on the injured list.
- Dec. 18, 1995 Activated Jason Caffey; placed James Edwards on the injured list.

## 1996

- Feb. 1, 1996 Activated James Edwards; placed Luc Longley on the injured list.
- Feb. 20, 1996 Activated Luc Longley; placed James Edwards on the injured list.
- Mar. 4, 1996 Placed Bill Wennington on the injured list; signed John Salley to a 10-day contract.
- Mar. 10, 1996 Activated James Edwards; placed Dickey Simpkins on the injured list.
- Mar. 14, 1996 Signed John Salley to a second 10-day contract.
- Mar. 16, 1996 Activated Bill Wennington; placed Jason Caffey on the injured list.



### 1996 (CONT.)

Mar. 19, 1996	Activated Dickey Simpkins; placed James Edwards on the injured list.
Mar. 23, 1996	Signed John Salley for the remainder of the season.
Mar. 28, 1996	Activated Jason Caffey; placed Luc Longley on the injured list.
Apr. 5, 1996	Activated James Edwards; placed John Salley on the injured list.
Apr. 14, 1996	Activated Luc Longley; placed Jason Caffey on the injured list.
Apr. 18, 1996	Activated John Salley; placed Bill Wennington on the injured list.
Apr. 19, 1996	Activated Jack Haley; placed Ron Harper on the injured list.
July 12, 1996	Renounced the rights to Travis Knight.
July 23, 1996	Promoted Jim Stack to Assistant Vice President of Basketball Operations.
July 24, 1996	Signed Michael Jordan to a one-year contract.
Aug. 5, 1996	Re-signed Dennis Rodman.
Sept. 3, 1996	Hired Frank Hamblen and Bill Cartwright as assistant coaches.
Oct. 23, 1996	Signed Thomas Hamilton.
Oct. 24, 1996	Waived Corey Beck and Fred Herzog.
Oct. 29, 1996	Waived Eric Gingold, Shawn Harlan and Matt Steigenga.
Oct. 31, 1996	Placed Jason Caffey and Thomas Hamilton on the injured list.
Nov. 11, 1996	Placed Dickey Simpkins on the injured list; activated Jason Caffey.
Nov. 22, 1996	Placed Robert Parish on the injured list; activated Dickey Simpkins.
Dec. 4, 1996	Placed Luc Longley on the injured list; activated Robert Parish.
Dec. 18, 1996	Waived Thomas Hamilton.

### 1997

Jan. 14, 1997	Placed Ron Harper on the injured list; activated Luc Longley.
Jan. 23, 1997	Placed Dennis Rodman on suspended list; activated Ron Harper.
Feb. 11, 1997	Placed Randy Brown on the injured list; activated Dennis Rodman.
Feb. 24, 1997	Placed Bill Wennington on the injured list; activated Randy Brown.
Mar. 3, 1997	Placed Toni Kukoc on the injured list.
Mar. 4, 1997	Activated Bill Wennington.
Mar. 27, 1997	Placed Dennis Rodman on the injured list; activated Toni Kukoc.
Apr. 2, 1997	Signed Brian Williams; placed Bill Wennington on the injured list.
Apr. 12, 1997	Signed Matt Steigenga; placed Toni Kukoc on the injured list.
July 23, 1997	Re-signed Head Coach Phil Jackson.
Aug. 27, 1997	Re-signed Michael Jordan.
Sept. 3, 1997	Signed Joe Kleine.
Sept. 8, 1997	Re-signed Bill Wennington.
Sept. 22, 1997	Acquired Scott Burrell in a trade from Golden State for Dickey Simpkins.
Oct. 1, 1997	Signed Dante Calabria, Boris Gorenc, Rusty LaRue, Kornel David and Eric Gingold to one-year contracts.
Oct. 2, 1997	Signed Keith Booth.
Oct. 23, 1997	Re-signed Dennis Rodman.
Oct. 28, 1997	Waived Eric Gingold, Kornel David and Dante Calabria.
Oct. 30, 1997	Waived Boris Gorenc and Rusty LaRue.
Nov. 8, 1997	Placed Bill Wennington on the injured list; activated Keith Booth.
Nov. 14, 1997	Placed Steve Kerr on the injured list.
Nov. 15, 1997	Signed Rusty LaRue.
Nov. 21, 1997	Placed Keith Booth on the injured list; activated Bill Wennington.
Dec. 9, 1997	Placed Rusty LaRue on the injured list; activated Steve Kerr.

### 1998

Jan. 10, 1998	Placed Bill Wennington on the injured list; activated Scottie Pippen.
Jan. 16, 1998	Placed Steve Kerr on the injured list; activated Rusty LaRue.
Jan. 23, 1998	Placed Joe Kleine on the injured list; activated Bill Wennington.
Jan. 31, 1998	Placed Rusty LaRue on the injured list; activated Joe Kleine.
Feb. 19, 1998	Traded Jason Caffey to Golden State for David Vaughn and 1998 and 2000 second round picks.
Mar. 2, 1998	Signed Dickey Simpkins; waived David Vaughn.
Mar. 7, 1998	Placed Randy Brown on the injured list; activated Steve Kerr.
Mar. 17, 1998	Placed Luc Longley on the injured list; activated Randy Brown.
Mar. 28, 1998	Placed Joe Kleine on the injured list; activated Luc Longley.
Apr. 4, 1998	Placed Toni Kukoc on the injured list; activated Keith Booth.



## 1998 (CONT.)

- Apr. 9, 1998 Placed Luc Longley on the injured list; activated Joe Kleine.
- Apr. 15, 1998 Placed Keith Booth on the injured list; activated Toni Kukoc.
- July 23, 1998 Hired Tim Floyd as Director of Basketball Operations.
- Aug. 1, 1998 Hired Gar Forman as Scout.
- Aug. 6, 1998 Hired Fred Tedeschi as Head Athletic Trainer.
- Aug. 20, 1998 Re-signed Assistant Coach Frank Hamblen.
- Aug. 26, 1998 Hired Jim Wooldridge as Assistant Coach.
- Aug. 27, 1998 Re-signed Assistant Coach Bill Cartwright.

## 1999

- Jan. 13, 1999 Michael Jordan retired.
- Jan. 15, 1999 Named Tim Floyd Head Coach.
- Jan. 21, 1999 Renounced the rights to Jud Buechler, James Edwards, Michael Jordan, Joe Kleine, Dennis Rodman and John Salley; traded Steve Kerr to San Antonio for Chuck Person and a future first round draft pick; signed Corey Benjamin, Kornel David, Charles Jones, Rusty LaRue, Dickey Simpkins, Curtis Staples, Matt Steigenga, Bill Wennington and Robert Werdann.
- Jan. 22, 1999 Traded Scottie Pippen to the Houston Rockets for Roy Rogers and a second round draft pick; traded a future second round draft pick to the Milwaukee Bucks for Andrew Lang; signed Cory Carr.
- Jan. 23, 1999 Traded Luc Longley to Phoenix for Mark Bryant, Martin Muursepp, Bubba Wells and a future first round draft pick.
- Jan. 25, 1999 Renounced the rights to Scott Burrell and signed Brent Barry.
- Jan. 27, 1999 Signed Priest Lauderdale; waived Curtis Staples, Martin Muursepp and Bubba Wells.
- Jan. 30, 1999 Signed Mario Bennett.
- Feb. 1, 1999 Waived Roy Rogers and Robert Werdann.
- Feb. 3, 1999 Waived Priest Lauderdale and Matt Steigenga.
- Feb. 4, 1999 Signed Jeff Sanders; placed Charles Jones and Jeff Sanders on the injured list.
- Feb. 16, 1999 Waived Mario Bennett; activated Charles Jones.
- Feb. 19, 1999 Placed Corey Benjamin and Bill Wennington on the injured list.
- Feb. 27, 1999 Placed Keith Booth and Cory Carr on the injured list; activated Corey Benjamin and Bill Wennington.
- Mar. 9, 1999 Placed Charles Jones and Rusty LaRue on the injured list; activated Keith Booth and Cory Carr.
- Mar. 18, 1999 Placed Corey Benjamin and Andrew Lang on the injured list; activated Charles Jones and Rusty LaRue.
- Mar. 25, 1999 Placed Ron Harper on the injured list; activated Corey Benjamin.
- Apr. 9, 1999 Placed Brent Barry on the injured list; activated Ron Harper.
- Apr. 23, 1999 Placed Charles Jones on the injured list; activated Brent Barry.
- May 3, 1999 Placed Randy Brown on the injured list; activated Charles Jones.
- Jul. 9, 1999 Frank Hamblen resigned as Assistant Coach.
- Jul. 15, 1999 Signed first-round draft pick Ron Artest.
- Jul. 16, 1999 Tex Winter resigned as Assistant Coach.
- Jul. 26, 1999 Signed No. 1 draft pick Elton Brand.
- Aug. 8, 1999 Waived Charles Jones.
- Aug. 10, 1999 Hired Bill Berry as Assistant Coach.
- Aug. 12, 1999 Traded Brent Barry to Seattle for Hersey Hawkins and James Cotton.
- Aug. 24, 1999 Signed second-round draft pick Michael Ruffin.
- Aug. 25, 1999 Signed free agents Will Perdue, Cory Carr and Brett Robisch; signed second-round draft pick Lari Ketner.
- Aug. 27, 1999 Hired Phil Johnson as Assistant Coach.
- Aug. 30, 1999 Signed free agent B.J. Armstrong.
- Sept. 14, 1999 Signed free agent Fred Hoiberg.
- Sept. 16, 1999 Re-signed Dickey Simpkins.
- Sept. 22, 1999 Waived Keith Booth.
- Sept. 27, 1999 Hired Don Haskins as Consultant.
- Sept. 29, 1999 Traded a 2000 second round draft pick to Dallas for Chris Anstey.
- Oct. 4, 1999 Signed Maceo Baston and Doug Swenson.
- Oct. 19, 1999 Waived James Cotton.
- Oct. 20, 1999 Waived Maceo Baston and Brett Robisch.
- Oct. 27, 1999 Waived Cory Carr.
- Oct. 28, 1999 Signed Dedic Willoughby, waived Doug Swenson.
- Nov. 1, 1999 Waived Rusty LaRue; placed B.J. Armstrong (left knee arthroscopic surgery), Corey Benjamin (right ankle sprain) and Lari Ketner (left wrist sprain) on the injured list.
- Nov. 17, 1999 Activated Corey Benjamin and Lari Ketner; placed Fred Hoiberg (right quad tendon strain) and Dickey Simpkins (left Achilles tendonitis) on the injured list.
- Nov. 27, 1999 Activated Dickey Simpkins; placed Lari Ketner (left knee patella tendonitis) on the injured list.



## 1999 (CONT.)

Dec. 8, 1999	Activated B.J. Armstrong; placed Toni Kukoc (back spasms) on the injured list.
Dec. 15, 1999	Activated Fred Hoiberg and placed Hersey Hawkins (left medial gastroc tear) on the injured list.
Dec. 17, 1999	Activated Lari Ketner and placed Randy Brown (left knee tendonitis) on the injured list.
Dec. 20, 1999	Signed Rusty LaRue and waived Lari Ketner.
Dec. 29, 1999	Signed Khalid Reeves and waived Rusty LaRue.

## 2000

Jan. 3, 2000	Activated Randy Brown and waived Kornel David; placed Fred Hoiberg (right quad tendon strain) on the injured list.
Jan. 4, 2000	Hired Pete Myers as Scout; waived Khalid Reeves and Detric Willoughby.
Jan. 7, 2000	Signed Matt Maloney.
Jan. 10, 2000	Signed Chris Carr and Detric Willoughby to 10-day contracts; placed B.J. Armstrong (left knee loose body) on the injured list.
Jan. 20, 2000	Signed Chris Carr to a second 10-day contract.
Jan. 21, 2000	Activated Hersey Hawkins.
Jan. 30, 2000	Signed Chris Carr for the remainder of the season.
Feb. 16, 2000	Traded Toni Kukoc to the Philadelphia 76ers as part of a three-way trade with the Golden State Warriors, received John Starks and the Washington Wizards' conditional No. 1 draft pick from Golden State and Bruce Bowen from the 76ers; placed Corey Benjamin (left ankle sprain) on the injured list.
Feb. 18, 2000	Waived Bruce Bowen.
Feb. 24, 2000	Activated Fred Hoiberg.
Mar. 5, 2000	Activated Corey Benjamin and placed Ron Artest (right ankle sprain) on the injured list.
Mar. 15, 2000	Activated Ron Artest and placed Michael Ruffin (right shoulder tendonitis) on the injured list.
Mar. 21, 2000	Waived John Starks.
Mar. 29, 2000	Activated Michael Ruffin and placed B.J. Armstrong (left knee tendonitis) on the injured list.
Apr. 8, 2000	Activated B.J. Armstrong and placed Randy Brown (lower back spasms) on the injured list.
Apr. 18, 2000	Activated Randy Brown and placed Ron Artest (sprained right ankle) on the injured list.
June 20, 2000	Waived Will Perdue.
Jul. 5, 2000	Hired B.J. Armstrong as Special Assistant to VP/Basketball Operations.
Aug. 2, 2000	Signed Ron Mercer.
Aug. 16, 2000	Signed Dragan Tarlac.
Sept. 7, 2000	Signed Brad Miller to an offer sheet; renounced the rights to Dickey Simpkins.
Sept. 19, 2000	Waived Hersey Hawkins.
Sept. 20, 2000	Renounced the rights to Chris Anstey, B.J. Armstrong and Matt Maloney.
Sept. 25, 2000	Signed Jamal Crawford.
Sept. 26, 2000	Signed Marcus Fizer.
Sept. 28, 2000	Acquired Bryce Drew from Houston for future considerations.
Oct. 2, 2000	Signed draft picks Khalid El-Amin and A.J. Guyton. Signed Toby Bailey, Lorenzo Coleman, Steve Goodrich, and Johnny Taylor.
Oct. 14, 2000	Waived Lorenzo Coleman.
Oct. 19, 2000	Signed draft pick Jake Voskuhl.
Oct. 20, 2000	Waived Johnny Taylor.
Oct. 24, 2000	Waived Toby Bailey.
Oct. 26, 2000	Signed draft pick Dalibor Bagaric.
Oct. 30, 2000	Waived Steve Goodrich; placed Corey Benjamin (right shoulder tendonitis), Dalibor Bagaric (right knee contusion) and Jake Voskuhl (left foot tendonitis) on the injured list.
Nov. 11, 2000	Placed Bryce Drew (left hamstring strain) and Brad Miller (right hand fracture) on the injured list; activated Corey Benjamin and Jake Voskuhl.
Nov. 21, 2000	Placed Jake Voskuhl (right hip flexor strain) on the injured list; activated Dalibor Bagaric.
Dec. 1, 2000	Placed A.J. Guyton (sprained right knee) on the injured list; activated Jake Voskuhl.
Dec. 15, 2000	Placed Jake Voskuhl (left foot tendonitis) on the injured list; activated Bryce Drew.
Dec. 19, 2000	Placed Dalibor Bagaric (right knee tendonitis) on the injured list; activated Brad Miller.

## 2001

Feb. 18, 2001	Placed Michael Ruffin (broken right hand) on the injured list; activated Dalibor Bagaric.
Feb. 28, 2001	Placed Khalid El-Amin (left knee tendonitis) on the injured list; activated A.J. Guyton.
Mar. 2, 2001	Placed Dragan Tarlac (left ankle tendonitis) on the injured list; activated Michael Ruffin.
Mar. 16, 2001	Placed Michael Ruffin (broken left hand) on the injured list; activated Dragan Tarlac.
Mar. 20, 2001	Waived Khalid El-Amin.
Mar. 27, 2001	Signed Steve Goodrich; placed Bryce Drew (torn right plantar fascia) on the injured list.
Mar. 29, 2001	Placed Dragan Tarlac (right ankle sprain) on the injured list.
Apr. 13, 2001	Placed Jamal Crawford (hyperextended left knee) on the injured list; activated Dragan Tarlac.
June 14, 2001	Acquired Charlotte's 2001 second-round draft pick (45th overall) in exchange for the draft rights to Roberto Duenas.



## 2001 (CONT.)

- June 27, 2001 Traded Elton Brand to the L.A. Clippers for Brian Skinner and the draft rights to Tyson Chandler.
- July 13, 2001 Acquired Charles Oakley and the Raptors' 2002 second-round draft pick from Toronto in exchange for Brian Skinner.
- July 18, 2001 Signed Eddie Robinson to an offer sheet. Renounced the rights to Corey Benjamin, Steve Goodrich and Dragan Tarlac.
- July 20, 2001 Acquired Greg Anthony from Portland in exchange for the Raptors' 2002 second-round draft choice. Renounced the rights to Bryce Drew.
- Sept. 24, 2001 Signed free agent Kevin Ollie.
- Sept. 26, 2001 Signed second-round pick Trenton Hassell.
- Oct. 1, 2001 Re-signed Fred Hoiberg. Signed first-round picks Eddy Curry and Tyson Chandler. Traded Sean Lampley to Miami for a future second-round draft pick.
- Oct. 12, 2001 Picked up the option on Ron Artest's contract for the 2002-03 season.
- Oct. 25, 2001 Waived Michael Ruffin.
- Oct. 29, 2001 Traded Jake Voskuhl to Phoenix for Phoenix's second-round draft pick in 2003 and Soumalia Soumake. Waived Soumalia Soumake.
- Oct. 31, 2001 Placed Ron Artest (broken right ring finger), Jamal Crawford (torn ACL, left knee) and Eddie Robinson (non-acute fracture, left big toe) on the injured list.
- Nov. 10, 2001 Activated Eddie Robinson and placed A.J. Guyton (left ankle tendonitis) on the injured list.
- Nov. 21, 2001 Activated A.J. Guyton and placed Eddie Robinson (left big toe sesamoiditis) on the injured list.
- Dec. 20, 2001 Activated Ron Artest and placed A.J. Guyton (left hamstring strain) on the injured list.
- Dec. 24, 2001 Head Coach Tim Floyd resigned. Bill Berry named Interim Head Coach.
- Dec. 28, 2001 Named Bill Cartwright Head Coach and Pete Myers Assistant Coach.

## 2002

- Jan. 3, 2002 Activated A.J. Guyton and placed Dalibor Bagaric (low back pain) on the injured list.
- Jan. 15, 2002 Activated Eddie Robinson and placed A.J. Guyton (left elbow bursitis) on the injured list.
- Jan. 26, 2002 Activated Dalibor Bagaric and A.J. Guyton from the injured list and placed Greg Anthony (partial tear, right Achilles) and Ron Mercer (sprained MCL, right knee) on the injured list.
- Feb. 19, 2002 Acquired Jalen Rose, Travis Best, Norm Richardson and a conditional second-round draft pick from Indiana for Ron Artest, Ron Mercer, Brad Miller and Kevin Ollie.
- Feb. 20, 2002 Activated Greg Anthony and placed Norm Richardson (left ankle sprain) on the injured list.
- Mar. 1, 2002 Waived Greg Anthony.
- Mar. 3, 2002 Activated Jamal Crawford.
- Mar. 11, 2002 Bulls and Head Coach Bill Cartwright agreed to exercise the three-year option on Cartwright's contract.
- Apr. 3, 2002 Activated Norm Richardson and placed A.J. Guyton (left shoulder bruise) on the injured list.
- Apr. 13, 2002 Activated A.J. Guyton and placed Charles Oakley (left shoulder tendonitis) on the injured list.
- July 8, 2002 Named Bob Thornton Assistant Coach.
- July 10, 2002 Signed draft pick Jay Williams.
- July 30, 2002 Signed free agent Corie Blount.
- Aug. 13, 2002 Signed draft pick Roger Mason, Jr.
- Aug. 16, 2002 Signed free agent Donyell Marshall.
- Sept. 5, 2002 Named Mike Wilhelm Assistant Coach/Advance Scout.
- Sept. 18, 2002 Signed free agents Rick Brunson and Doug Overton.
- Sept. 30, 2002 Signed draft pick Lonny Baxter and free agent David Graves.
- Oct. 21, 2002 Waived David Graves and Doug Overton.
- Oct. 25, 2002 Acquired Erick Barkley and cash from the San Antonio Spurs in exchange for future considerations.
- Oct. 25, 2002 Waived Erick Barkley.
- Oct. 28, 2002 Placed Dalibor Bagaric (lower leg tenosynovitis), Rick Brunson (right knee tendonitis) and Roger Mason, Jr. (right shoulder surgery) on the injured list.
- Nov. 8, 2002 Activated Dalibor Bagaric and placed Corie Blount (left knee tendonitis) on the injured list.
- Nov. 19, 2002 Activated Corie Blount and placed Dalibor Bagaric (left knee tendonitis) on the injured list.
- Dec. 16, 2002 Activated Dalibor Bagaric and placed Corie Blount (left hip contusion) on the injured list.
- Dec. 28, 2002 Activated Corie Blount and placed Dalibor Bagaric (left knee tendonitis) on the injured list.

## 2003

- Jan. 20, 2003 Activated Rick Brunson and placed Jay Williams (left ankle sprain) on the injured list.
- Jan. 31, 2003 Activated Jay Williams and placed Lonny Baxter (left knee tendonitis) on the injured list.
- Feb. 1, 2003 Activated Dalibor Bagaric and placed Marcus Fizer (right knee sprain) on the injured list.
- Feb. 12, 2003 Activated Lonny Baxter and placed Dalibor Bagaric (right knee tendonitis) on the injured list.
- Feb. 21, 2003 Activated Roger Mason, Jr. and placed Rick Brunson (right knee tendonitis) on the injured list.
- Mar. 6, 2003 Activated Dalibor Bagaric and placed Eddie Robinson (right hamstring pull) on the injured list.
- Mar. 18, 2003 Activated Rick Brunson and placed Fred Hoiberg (right Achilles tendonitis) on the injured list.
- Mar. 22, 2003 Activated Eddie Robinson and placed Dalibor Bagaric (left ankle sprain) on the injured list.
- Apr. 7, 2003 Bulls announced the resignation of Executive Vice President - Basketball Operations Jerry Krause.



## 2003 (CONT.)

- Apr. 11, 2003 Activated Dalibor Bagaric and placed Tyson Chandler (Esophagitis) on the injured list.
- Apr. 13, 2003 Activated Fred Hoiberg and placed Donyell Marshall (right shoulder strain) on the injured list.
- Apr. 14, 2003 Bulls announced the hiring of John Paxson, Executive Vice President - Basketball Operations.
- June 26, 2003 Conveyed to Toronto the draft rights to forward Matt Bonner (45th selection) in exchange for a future second-round pick.
- July 15, 2003 Named Johnny Bach Assistant Coach; signed draft pick Kirk Hinrich.
- July 16, 2003 Named Ron Adams Assistant Coach.
- July 20, 2003 Signed free agent Scottie Pippen.
- July 31, 2003 Re-signed free agent Corie Blount.
- Aug. 20, 2003 Signed free agent Kendall Gill.
- Sept. 4, 2003 Issued contract buyout of Dalibor Bagaric.
- Oct. 20, 2003 Waived Josh Davis.
- Oct. 23, 2003 Waived Trenton Hassell.
- Oct. 27, 2003 Placed Kirk Hinrich (viral illness), Linton Johnson III (right ankle sprain) and Jay Williams (injuries to pelvis and left knee) on the injured list.
- Nov. 7, 2003 Placed Marcus Fizer (inflamed right knee) and Roger Mason, Jr. (left groin strain) on the injured list and activated Kirk Hinrich and Linton Johnson III.
- Nov. 18, 2003 Placed Linton Johnson III (right ankle sprain) on the injured list and activated Marcus Fizer.
- Nov. 24, 2003 Relieved Bill Cartwright of his head coaching duties.
- Nov. 28, 2003 Named Scott Skiles the 15th Head Coach in franchise history.
- Dec. 1, 2003 Traded Lonny Baxter, Donyell Marshall and Jalen Rose to the Toronto Raptors in exchange for Antonio Davis, Chris Jefferies and Jerome Williams; placed Tyson Chandler (low back pain) on the injured list and activated Linton Johnson III.
- Dec. 16, 2003 Acquired Rick Brunson from the Toronto Raptors in exchange for Roger Mason, Jr.
- Dec. 16, 2003 Placed Scottie Pippen (left knee arthroscopy) on the injured list.

## 2004

- Jan. 6, 2004 Waived guard Linton Johnson III.
- Jan. 7, 2004 Signed free agent Ronald Dupree to a 10-day contract.
- Jan. 13, 2004 Activated Scottie Pippen and placed Chris Jefferies (left ankle sprain) on the injured list.
- Jan. 17, 2004 Signed Ronald Dupree to a second 10-day contract.
- Jan. 25, 2004 Placed Kendall Gill (right Achilles strain) on the injured list and activated Chris Jefferies.
- Jan. 27, 2004 Signed Ronald Dupree to a contract for the remainder of the season.
- Jan. 31, 2004 Activated Tyson Chandler and placed Chris Jefferies (right ankle sprain) on the injured list.
- Feb. 12, 2004 Placed Scottie Pippen (sore left knee) on the injured list and activated forward Chris Jefferies.
- Feb. 17, 2004 Waived guard Jay Williams.
- Feb. 26, 2004 Activated Kendall Gill and placed Chris Jefferies (low back pain) on the injured list.
- Feb. 28, 2004 Placed Corie Blount on the injured list and signed Linton Johnson III to a 10-day contract.
- Mar. 2, 2004 Waived Corie Blount.
- Mar. 4, 2004 Signed free agent Paul Shirley to a 10-day contract and placed Marcus Fizer (left ankle sprain) on the injured list.
- Mar. 9, 2004 Signed Linton Johnson III to a second 10-day contract.
- Mar. 15, 2004 Waived Rick Brunson, signed Paul Shirley to his second 10-day contract and signed free agent Jannero Pargo to a 10-day contract.
- Mar. 19, 2004 Signed Linton Johnson III to a contract for the remainder of the season.
- Mar. 25, 2004 Signed Paul Shirley and Jannero Pargo for the remainder of the season; activated Marcus Fizer and placed Paul Shirley (bruised kidney) on the injured list.
- Apr. 7, 2004 Activated Chris Jefferies and placed Kendall Gill (migraine headaches) on the injured list.
- May 3, 2004 Bulls named Jay Hillock Director of Pro Personnel.
- May 19, 2004 Jim Boylan hired as Assistant Coach.
- June 24, 2004 Acquired the rights to Luol Deng, the No. 7 pick in the 2004 Draft, from Phoenix in exchange for a Bulls future conditional first round pick, the rights to the No. 31 pick in the second round of the 2004 Draft (Jackson Vroman), and an undisclosed amount of cash.
- July 27, 2004 Signed draft pick Ben Gordon; signed draft pick Luol Deng.
- Aug. 5, 2004 Re-signed Jamal Crawford and traded him and Jerome Williams to New York for Dikembe Mutombo, Othella Harrington, Frank Williams and Cezary Trybanski.
- Aug. 11, 2004 Signed free agent Andrés Nocioni.
- Aug. 20, 2004 Waived Paul Shirley.
- Sept. 8, 2004 Traded Dikembe Mutombo to the Houston Rockets for Eric Piatkowski, Adrian Griffin and Mike Wilks.
- Sept. 30, 2004 Signed undrafted free agent Jared Reiner.
- Oct. 4, 2004 Waived Chris Jefferies; signed draft pick Chris Duhon.
- Oct. 5, 2004 Signed free agent Gary Trent; Scottie Pippen retired.
- Oct. 20, 2004 Waived Mike Wilks.
- Oct. 28, 2004 Waived Gary Trent and Cezary Trybanski.
- Nov. 1, 2004 Waived Eddie Robinson; placed Jannero Pargo (left knee tendonitis), Tommy Smith (left ankle sprain) and Frank Williams (left hamstring strain) on the injured list.
- Nov. 19, 2004 Placed Jared Reiner (left calf strain) on the injured list and activated Jannero Pargo.
- Dec. 1, 2004 Placed Jannero Pargo (left hamstring strain) on the injured list and activated Frank Williams.



## 2005

- Jan. 5, 2005 Waived Tommy Smith.
- Jan. 14, 2005 Placed Frank Williams (left hamstring strain) on the injured list and activated Jannero Pargo.
- Feb. 5, 2005 Placed Antonio Davis (mid-back strain) on the injured list and activated Jared Reiner.
- Feb. 16, 2005 Placed Jared Reiner (left quadriceps strain) on the injured list and activated Antonio Davis.
- Mar. 4, 2005 Placed Luol Deng (right ankle sprain) on the injured list and activated Frank Williams.
- Mar. 16, 2005 Placed Frank Williams (left groin strain) on the injured list and activated Jared Reiner.
- Mar. 21, 2005 Placed Jared Reiner (left hip flexor strain) on the injured list and activated Luol Deng.
- Apr. 5, 2005 Placed Luol Deng (right wrist ligament tear) on the injured list and activated Jared Reiner.
- Apr. 18, 2005 Signed free agent Lawrence Funderburke and placed Eddy Curry (irregular heartbeat) on the injured list.
- Apr. 20, 2005 Placed Tyson Chandler (sprained left ankle) on the injured list and activated Frank Williams.
- June 16, 2005 Bulls agree to contract extension with Head Coach Scott Skiles.
- Aug. 9, 2005 Bulls sign undrafted free agent Eddie Basden.
- Aug. 15, 2005 Matched contract offer from Toronto (Aug. 9) for restricted free agent Chris Duhon.
- Aug. 24, 2005 Re-signed restricted free agent Othella Harrington.
- Sept. 2, 2005 Signed free agent Malik Allen.
- Sept. 21, 2005 Re-signed restricted free agent Tyson Chandler.
- Sept. 23, 2005 Signed free agent Darius Songaila.
- Oct. 3, 2005 Re-signed free agent Jannero Pargo.
- Oct. 4, 2005 Conveyed to the New York Knicks the contract of Antonio Davis and the signed-and-traded contract of Eddy Curry. In exchange, New York conveyed to Chicago the contracts of Tim Thomas and Michael Sweetney, the signed-and-traded contract of Jermaine Jackson, New York's conditional 2006 first-round pick and New York's regular second-round draft choice in 2007 and 2009.
- Oct. 18, 2005 Waived Jermaine Jackson.
- Oct. 24, 2005 Exercised the fourth-year option on Kirk Hinrich.
- Oct. 27, 2005 Waived Randy Holcomb.
- Nov. 2, 2005 Waived Kasib Powell.

## 2006

- Jan. 5, 2006 Signed Randy Holcomb to a 10-day contract.
- Jan. 17, 2006 Signed Stephen Graham to a 10-day contract.
- Jan. 20, 2006 Assigned Eddie Basden to the D-League's Tulsa 66ers.
- Jan. 27, 2006 Signed James Thomas to a 10-day contract.
- Feb. 6, 2006 Signed James Thomas to a second 10-day contract.
- Mar. 1, 2006 Waived Tim Thomas.
- Mar. 5, 2006 Signed Luke Schenscher to a 10-day contract.
- Mar. 15, 2006 Signed Luke Schenscher to a second 10-day contract.
- Mar. 22, 2006 Signed Randy Livingston to a 10-day contract.
- Mar. 25, 2006 Signed Luke Schenscher for remainder of the season.
- Apr. 1, 2006 Signed Randy Livingston to second 10-day contract.
- Apr. 11, 2006 Signed Randy Livingston for remainder of the season.
- June 28, 2006 Acquired the draft rights to No. 4 pick Tyrus Thomas and Viktor Khryapa from Portland in exchange for the draft rights to No. 2 pick LaMarcus Aldridge (Texas) and a future second-round pick.
- June 28, 2006 Acquired the draft rights to No. 13 pick Thabo Sefolosha (Switzerland) from Philadelphia for the draft rights to No. 16 pick Rodney Carney (Memphis), New York's 2007 second-round pick and cash.
- July 5, 2006 Named Jim Paxson Consultant.
- July 7, 2006 Waived Othella Harrington.
- July 13, 2006 Signed free agent Ben Wallace.
- July 14, 2006 Acquired P.J. Brown and J.R. Smith from New Orleans/Oklahoma City in exchange for Tyson Chandler.
- July 20, 2006 Traded J.R. Smith to Denver in exchange for Howard Eisley and two future second-round draft picks.
- July 21, 2006 Requested waivers on Howard Eisley.
- July 31, 2006 Signed free agent Adrian Griffin.
- Aug. 1, 2006 Signed draft picks Thabo Sefolosha and Tyrus Thomas.
- Aug. 18, 2006 Acquired Martynas Andriuskevicius from Cleveland in exchange for Eddie Basden.
- Aug. 23, 2006 Named Michael Irr Assistant Strength Coach, Casey Owens Video Coordinator and Adam Tatalovich as Assistant Video Coordinator.
- Oct. 6, 2006 Waived Eric Chenoweth.
- Oct. 10, 2006 Waived Scott Merritt.
- Oct. 12, 2006 Waived Jeff Varem.
- Oct. 24, 2006 Picked up fourth-year option on Luol Deng, Ben Gordon and Viktor Khryapa.
- Oct. 30, 2006 Waived Luke Schenscher.
- Oct. 31, 2006 Signed Kirk Hinrich to a multi-year contract extension.
- Dec. 11, 2006 Assigned Martynas Andriuskevicius to the D-League's Dakota Wizards.



## 2007

July 18, 2007	Re-signed free agent Andrés Nocioni.
July 18, 2007	Signed free agent Joe Smith.
July 27, 2007	Signed draft picks Joakim Noah and Aaron Gray.
Aug. 2, 2007	Signed draft pick JamesOn Curry.
Sept. 6, 2007	Matt Lloyd promoted to Director of College Scouting.
Oct. 2, 2007	Signed free agents Andre Barrett, Joseph Blair, Justin Cage, Thomas Gardner and Jared Homan.
Oct. 8, 2007	Waived Justin Cage.
Oct. 10, 2007	Waived Joseph Blair.
Oct. 19, 2007	Exercised third-year options on Thabo Sefolosha and Tyrus Thomas.
Oct. 22, 2007	Waived Andre Barrett and Jared Homan.
Nov. 15, 2007	Assigned JamesOn Curry to the Iowa Energy of the D-League.
Dec. 7, 2007	Waived Thomas Gardner and picked up Demetris Nichols on waivers.
Dec. 17, 2007	Recalled JamesOn Curry from the D-League.
Dec. 18, 2007	Assigned Demetris Nichols to the D-League.
Dec. 24, 2007	Relieved Scott Skiles of head coaching duties.
Dec. 27, 2007	Named Jim Boylan Interim Head Coach.
Jan. 7, 2008	Recalled Demetris Nichols from the D-League; assigned JamesOn Curry to the Iowa Energy of the D-League.

## 2008

Jan. 24, 2008	Recalled JamesOn Curry from the D-League.
Jan. 29, 2008	Named Michael Brown Assistant Coach.
Feb. 6, 2008	Waived Viktor Khryapa.
Feb. 21, 2008	Acquired Drew Gooden, Larry Hughes, Shannon Brown and Cedric Simmons from Cleveland in exchange for Ben Wallace, Joe Smith and Chicago's 2009 regular second round draft pick; also traded Adrian Griffin to Seattle.
Feb. 29, 2008	Assigned Demetris Nichols to the Iowa Energy of the D-League.
Mar. 15, 2008	Recalled Demetris Nichols from the D-League and assigned Shannon Brown and Cedric Simmons to the Iowa Energy.
Apr. 1, 2008	Recalled Shannon Brown and Cedric Simmons from the Iowa Energy of the D-League.
June 11, 2008	Named Vinny Del Negro Head Coach.
June 26, 2008	Acquired Omer Asik from Portland in exchange for Denver's 2009 regular second-round pick, New York's 2009 regular second-round pick, and Chicago's 2010 regular second-round pick.
July 2, 2008	Signed draft pick Derrick Rose.
July 3, 2008	Named Del Harris, Bernie Bickerstaff and Bob Ociepka assistant coaches.
July 24, 2008	Re-signed free agent Demetris Nichols.
July 31, 2008	Re-signed free agent Luol Deng. Waived JamesOn Curry.
Sept. 30, 2008	Signed free agents Elton Brown, Roger Powell, Michael Ruffin and Darius Washington.
Oct. 1, 2008	Re-signed Ben Gordon.
Oct. 20, 2008	Waived Elton Brown and Darius Washington.
Oct. 23, 2008	Waived Roger Powell and Michael Ruffin.
Oct. 24, 2008	Exercised fourth-year options on Thabo Sefolosha and Tyrus Thomas, and third-year option on Joakim Noah.
Oct. 27, 2008	Re-signed Michael Ruffin.
Nov. 13, 2008	Signed Lindsey Hunter.
Nov. 17, 2008	Waived Demetris Nichols.

## 2009

Feb. 18, 2009	Acquired Brad Miller and John Salmons from Sacramento in exchange for Andrés Nocioni, Drew Gooden, Cedric Simmons and Michael Ruffin.
Feb. 19, 2009	Received Tim Thomas, Jerome James and Anthony Roberson from the New York Knicks for Larry Hughes. Traded Thabo Sefolosha to Oklahoma City in exchange for a 2009 first-round draft pick. Signed Linton Johnson III to a 10-day contract.
Mar. 10, 2009	Re-signed Linton Johnson III to a second 10-day contract.
Mar. 20, 2009	Signed Linton Johnson III for the remainder of the season.
Apr. 7, 2009	Signed DeMarcus Nelson for the remainder of the season.
Apr. 9, 2009	Gar Forman named General Manager.
May 21, 2009	Randy Brown named Director of Player Development.
July 1, 2009	Signed draft picks James Johnson and Taj Gibson.
July 9, 2009	Signed Jannero Pargo.
July 13, 2009	Reached settlement, and subsequently waived Tim Thomas.
July 14, 2009	Re-signed Lindsey Hunter.
July 15, 2009	Waived Anthony Roberson.
July 20, 2009	Waived Linton Johnson III and DeMarcus Nelson
July 30, 2009	Re-signed Aaron Gray
Sept. 22, 2009	Signed Derrick Byars, Steven Hill, Chris Richard and Curtis Stinson.
Sept. 26, 2009	Waived Steven Hill.
Oct. 1, 2009	Waived Curtis Stinson.
Oct. 2, 2009	Waived Chris Richard.
Oct. 22, 2009	Exercised third-year option on Derrick Rose and fourth-year option on Joakim Noah.
Oct. 26, 2009	Waived Derrick Byars.
Oct. 28, 2009	





## 2010

- Jan. 25, 2010 Traded Aaron Gray to New Orleans for Devin Brown.
- Feb. 5, 2010 Signed Chris Richard to a 10-day contract.
- Feb. 15, 2010 Re-signed Chris Richard to a second 10-day contract.
- Feb. 18, 2010 Traded John Salmons and Bulls' second round picks in 2011 and 2012 to Milwaukee for Hakim Warrick and Joe Alexander.
- Traded Tyrus Thomas to Charlotte for Ronald "Flip" Murray, Acie Law and a future first round draft pick.
- Released Chris Richard.
- Mar. 3, 2010 Waived Lindsey Hunter. Signed Chris Richard.
- Mar. 5, 2010 Named Lindsey Hunter Player Development Assistant.
- Apr. 9, 2010 Waived Jerome James. Signed Rob Kurz for the remainder of the season.
- May 4, 2010 Relieved Vinny Del Negro of his head coaching duties.
- June 23, 2010 Named Tom Thibodeau Head Coach.
- June 30, 2010 Waived Rob Kurz and Chris Richard.
- July 8, 2010 Traded Kirk Hinrich, the draft rights to No. 17 pick Kevin Seraphin and cash considerations to Washington, in exchange for the draft rights to Vladimir Veremeenko (Belarus). Signed Carlos Boozer.
- July 9, 2010 Signed and traded the contract of Hakim Warrick to Phoenix in exchange for Phoenix's regular 2011 second-round draft choice.
- July 13, 2010 Signed Kyle Korver. Signed Omer Asik.
- July 15, 2010 Named Scottie Pippen Team Ambassador.
- July 19, 2010 Signed Ronnie Brewer.
- July 22, 2010 Acquired C.J. Watson from the Golden State Warriors for a future second-round draft pick.
- July 26, 2010 Signed Kurt Thomas.
- Aug. 11, 2010 Signed Keith Bogans.
- Sept. 9, 2010 Named Ron Adams, Andy Greer, Rick Brunson and Adrian Griffin as Assistant Coaches.
- Sept. 13, 2010 Named Michael Reinsdorf President and Chief Operating Officer.
- Named Ed Pinckney Assistant Coach.
- Oct. 4, 2010 Signed Joakim Noah to a multi-year contract extension.
- Oct. 6, 2010 Waived Chris Richard.
- Oct. 21, 2010 Waived John Lucas III, Roger Powell and Kyle Weaver.
- Oct. 25, 2010 Exercised third-year options on Taj Gibson and James Johnson, and the fourth-year option on Derrick Rose.
- Nov. 26, 2010 Signed John Lucas III.

## 2011

- Jan. 4, 2011 Waived John Lucas III.
- Jan. 27, 2011 Assigned James Johnson to the D-League.
- Feb. 14, 2011 Recalled James Johnson from the D-League.
- Feb. 22, 2011 Assigned the contract of forward James Johnson to the Toronto Raptors in exchange for Miami's 2011 regular first-round draft choice held by Toronto.
- March 3, 2011 Signed Rasual Butler.
- March 20, 2011 Signed John Lucas III and Jannero Pargo.
- June 24, 2011 Acquired the draft rights to No. 23 pick Nikola Mirotic (Montenegro) from Minnesota in exchange for the draft rights to the No. 28 pick Norris Cole and the No. 43 pick Malcolm Lee, as well as cash considerations.
- June 29, 2011 Exercised the fourth-year option on Taj Gibson.
- Dec. 9, 2011 Signed draft pick Jimmy Butler.
- Dec. 12, 2011 Re-signed Brian Scalabrine.
- Dec. 14, 2011 Signed Richard Hamilton.
- Dec. 16, 2011 Waived Keith Bogans and Jannero Pargo.
- Dec. 21, 2011 Signed Derrick Rose to a multi-year contract extension.

## 2012

- Jan. 11, 2012 Signed Mike James.
- Jan. 28, 2012 Waived Mike James.
- Feb. 14, 2012 Signed Mike James.
- March 14, 2012 Signed Mike James.
- April 5, 2012 Signed Mike James.
- July 16, 2012 Traded Kyle Korver to Atlanta in exchange for a trade exception and cash considerations.
- July 19, 2012 Signed Vladimir Radmanovic.
- July 24, 2012 Signed Marco Belinelli.
- July 27, 2012 Signed Nazr Mohammed.
- July 31, 2012 Signed Nate Robinson.
- Aug. 8, 2012 Signed draft pick Marquis Teague.



## RIKKE ADELMAN - 6-2, 180 - LOYOLA MARYMOUNT

YEAR	GP	MIN	FGM	FGA	PCT.	3FG	3FGA	PCT.	FTM	FTA	PCT.	OFF.	DEF.	TOT.	AST.	PF	DO.	STL.	TO	BLK	PTS	AVG.
73-74	55	618	64	170	.376	-	-	-	54	76	.711	16	53	69	56	63	0	36	-	1	182	3.3
74-75	12	340	43	104	.413	-	-	-	28	39	.718	6	20	26	35	31	0	16	-	1	114	9.5
TOT	67	958	107	274	.391	-	-	-	82	115	.713	22	73	95	91	94	0	52	-	2	296	4.4

## JOE ALEXANDER - 6-8, 200 - WEST VIRGINIA

YEAR	GP	MIN	FGM	FGA	PCT.	3FG	3FGA	PCT.	FTM	FTA	PCT.	OFF.	DEF.	TOT.	AST.	PF	DO.	STL.	TO	BLK	PTS	AVG.
09-10	8	29	1	6	.167	0	1	.000	2	3	.667	2	3	5	2	9	0	1	0	1	4	0.5

## MALIK ALLEN - 6-10, 250 - VILLANOVA

YEAR	GP	MIN	FGM	FGA	PCT.	3FG	3FGA	PCT.	FTM	FTA	PCT.	OFF.	DEF.	TOT.	AST.	PF	DO.	STL.	TO	BLK	PTS	AVG.
05-06	54	701	121	247	.490	1	1	1.000	23	38	.605	44	96	140	20	92	0	14	34	16	266	4.9
06-07	60	638	107	258	.415	0	1	.000	28	34	.824	42	77	119	16	85	0	17	21	16	242	4.0
TOT	114	1339	228	505	.452	1	2	.500	51	72	.708	86	173	259	36	177	0	31	55	32	508	4.5

## CHRIS ANSTEY - 7-0, 249 - AUSTRALIA

YEAR	GP	MIN	FGM	FGA	PCT.	3FG	3FGA	PCT.	FTM	FTA	PCT.	OFF.	DEF.	TOT.	AST.	PF	DO.	STL.	TO	BLK	PTS	AVG.
99-00	73	1007	161	364	.442	1	6	.167	116	147	.789	90	190	280	65	189	4	29	80	25	439	6.0

## GREG ANTHONY - 6-1, 180 - NEVADA-LAS VEGAS

YEAR	GP	MIN	FGM	FGA	PCT.	3FG	3FGA	PCT.	FTM	FTA	PCT.	OFF.	DEF.	TOT.	AST.	PF	DO.	STL.	TO	BLK	PTS	AVG.
01-02	36	961	113	287	.394	29	90	.322	47	70	.671	16	72	88	203	72	1	49	58	4	302	8.4

## JIM ARD - 6-9, 220 - CINCINNATI

YEAR	GP	MIN	FGM	FGA	PCT.	3FG	3FGA	PCT.	FTM	FTA	PCT.	OFF.	DEF.	TOT.	AST.	PF	DO.	STL.	TO	BLK	PTS	AVG.
77-78	14	116	8	16	.500	-	-	-	2	3	.667	8	24	32	7	18	0	0	14	0	18	1.3

## B.J. ARMSTRONG - 6-2, 185 - IOWA

YEAR	GP	MIN	FGM	FGA	PCT.	3FG	3FGA	PCT.	FTM	FTA	PCT.	OFF.	DEF.	TOT.	AST.	PF	DO.	STL.	TO	BLK	PTS	AVG.
89-90	81	1291	190	392	.485	3	6	.500	69	78	.885	19	83	102	199	105	0	46	83	6	452	5.6
90-91	82	1731	304	632	.481	15	30	.500	97	111	.874	25	124	149	301	118	0	70	107	4	720	8.8
91-92	82	1875	335	697	.481	35	87	.402	104	129	.806	19	126	145	266	88	0	46	94	5	809	9.9
92-93	82	2492	408	818	.499	63	139	.453	130	151	.861	27	122	149	330	167	0	66	83	6	1009	12.3
93-94	82	2770	479	1007	.476	60	135	.444	194	227	.855	28	142	170	323	147	1	80	131	9	1212	14.8
94-95	82	2577	418	894	.468	108	253	.427	206	233	.884	25	161	186	244	159	0	84	103	8	1150	14.0
99-00	27	583	83	186	.446	13	29	.448	22	25	.880	2	45	47	78	34	0	7	40	1	201	7.4
TOT	518	13319	2217	4626	.479	297	679	.437	822	954	.862	145	803	948	1741	820	1	399	641	39	5553	10.7

## TATE ARMSTRONG - 6-3, 175 - DUKE

YEAR	GP	MIN	FGM	FGA	PCT.	3FG	3FGA	PCT.	FTM	FTA	PCT.	OFF.	DEF.	TOT.	AST.	PF	DO.	STL.	TO	BLK	PTS	AVG.
77-78	66	716	131	280	.468	-	-	-	22	27	.815	24	44	68	74	42	0	23	58	0	284	4.3
78-79	26	259	28	70	.400	-	-	-	10	13	.769	7	13	20	31	22	0	10	21	0	66	2.5
TOT	92	975	159	350	.454	-	-	-	32	40	.800	31	57	88	105	64	0	33	79	0	350	3.8

## RON ARTEST - 6-7, 246 - ST. JOHN'S

YEAR	GP	MIN	FGM	FGA	PCT.	3FG	3FGA	PCT.	FTM	FTA	PCT.	OFF.	DEF.	TOT.	AST.	PF	DO.	STL.	TO	BLK	PTS	AVG.
99-00	72	2238	309	759	.407	60	191	.314	188	279	.674	62	246	308	202	159	0	119	166	39	866	12.0
00-01	76	2363	327	815	.401	43	148	.291	210	280	.750	59	235	294	228	254	7	152	159	45	907	11.9
01-02	27	823	152	351	.433	36	91	.396	81	129	.628	40	91	131	77	108	6	75	69	23	421	15.6
TOT	175	5424	788	1925	.409	139	430	.323	479	688	.696	161	572	733	507	521	13	346	394	107	2194	12.5

## OMER ASIK - 7-0, 255 - BURSA, TURKEY

YEAR	GP	MIN	FGM	FGA	PCT.	3FG	3FGA	PCT.	FTM	FTA	PCT.	OFF.	DEF.	TOT.	AST.	PF	DO.	STL.	TO	BLK	PTS	AVG.
10-11	82	989	78	141	.553	0	0	-	73	145	.503	112	194	306	32	153	2	20	64	56	229	2.8
11-12	66	971	79	156	.506	0	0	-	47	103	.456	127	223	350	32	121	0	30	68	68	205	3.1
TOT	148	1960	157	297	.529	0	0	-	120	248	.484	239	417	656	64	274	2	50	132	124	434	2.9

## DENNIS AWTREY - 6-10, 250 - SANTA CLARA

YEAR	GP	MIN	FGM	FGA	PCT.	3FG	3FGA	PCT.	FTM	FTA	PCT.	OFF.	DEF.	TOT.	AST.	PF	DO.	STL.	TO	BLK	PTS	AVG.
72-73	79	1650	143	298	.480	-	-	-	85	149	.570	-	-	433	222	226	6	-	-	-	371	4.7
73-74	68	756	65	123	.528	-	-	-	54	94	.574	49	125	174	86	128	3	22	-	14	184	2.7
79-80	26	566	27	60	.450	0	0	-	32	50	.640	29	86	115	40	66	0	12	27	15	86	3.3
TOT	173	2966	235	481	.489	0	0	-	171	293	.584	78	211	722	348	420	9	34	27	29	641	3.7

## DALIBOR BAGARIC - 7-1, 290 - CROATIA

YEAR	GP	MIN	FGM	FGA	PCT.	3FG	3FGA	PCT.	FTM	FTA	PCT.	OFF.	DEF.	TOT.	AST.	PF	DO.	STL.	TO	BLK	PTS	AVG.
00-01	35	259	17	65	.262	0	1	.000	13	28	.464	22	34	56	10	44	0	9	21	16	47	1.3
01-02	50	638	72	178	.404	0	1	.000	41	70	.586	55	107	162	23	108	0	17	46	24	185	3.7
02-03	10	76	8	26	.308	0	0	-	3	4	.750	7	13	20	4	11	0	3	5	3	19	1.9
TOT	95	973	97	269	.361	0	2	.000	57	102	.559	84	154	238	37	163	0	29	72	43	251	2.6



# ALL-TIME ROSTER WITH STATISTICS

FRONT OFFICE  
BALL OPS  
PLAYERS  
THE NBA  
OPPONENTS  
2011-12 SEASON  
RECORDS  
PLAYOFFS  
HISTORY  
COMMUNITY  
MEDIA  
CONTENTS

## GENE BANKS - 6-7, 215 - DUKE

YEAR	GP	MIN	FGM	FGA	PCT.	3FG	3FGA	PCT.	FTM	FTA	PCT.	OFF.	DEF.	TOT.	AST.	PF	DO.	STL.	TO	BLK	PTS	AVG.
85-86	82	2139	356	688	.517	0	19	.000	183	255	.718	178	182	360	251	212	4	81	139	10	895	10.9
86-87	63	1822	249	462	.539	0	5	.000	112	146	.767	115	193	308	170	173	3	52	113	17	610	9.7
TOT	145	3961	605	1150	.526	0	24	.000	295	401	.736	293	375	668	421	385	7	133	252	27	1505	10.4

## JIM BARNES - 6-8, 240 -TEXAS-EL PASO

YEAR	GP	MIN	FGM	FGA	PCT.	3FG	3FGA	PCT.	FTM	FTA	PCT.	OFF.	DEF.	TOT.	AST.	PF	DO.	STL.	TO	BLK	PTS	AVG.
67-68	37	712	120	264	.455	-	-	-	74	103	.718	-	-	204	28	128	3	-	-	-	314	8.5
68-69	49	595	92	202	.455	-	-	-	65	92	.707	-	-	194	27	107	2	-	-	-	249	5.1
TOT	86	1307	212	466	.455	-	-	-	139	195	.713	-	-	398	55	235	5	-	-	-	563	6.5

## ANDRE BARRETT - 5-10, 173 - SETON HALL

YEAR	GP	MIN	FGM	FGA	PCT.	3FG	3FGA	PCT.	FTM	FTA	PCT.	OFF.	DEF.	TOT.	AST.	PF	DO.	STL.	TO	BLK	PTS	AVG.
06-07	6	29	4	8	.500	0	0	-	0	0	-	1	4	5	7	4	0	0	4	0	8	1.3

## BRENT BARRY - 6-6, 195 - OREGON STATE

YEAR	GP	MIN	FGM	FGA	PCT.	3FG	3FGA	PCT.	FTM	FTA	PCT.	OFF.	DEF.	TOT.	AST.	PF	DO.	STL.	TO	BLK	PTS	AVG.
98-99	37	1181	141	356	.396	52	172	.302	78	101	.772	39	105	144	116	98	2	42	72	11	412	11.1

## EDDIE BASDEN - 6-5, 215 - CHARLOTTE

YEAR	GP	MIN	FGM	FGA	PCT.	3FG	3FGA	PCT.	FTM	FTA	PCT.	OFF.	DEF.	TOT.	AST.	PF	DO.	STL.	TO	BLK	PTS	AVG.
05-06	19	141	15	37	.405	1	7	.143	8	10	.800	7	21	28	8	17	0	9	9	2	39	2.1

## JOHN BAUM - 6-5, 200 - TEMPLE

YEAR	GP	MIN	FGM	FGA	PCT.	3FG	3FGA	PCT.	FTM	FTA	PCT.	OFF.	DEF.	TOT.	AST.	PF	DO.	STL.	TO	BLK	PTS	AVG.
69-70	3	13	3	11	.273	-	-	-	0	0	-	-	-	4	0	1	0	-	-	-	6	2.0
70-71	62	543	123	293	.420	-	-	-	40	58	.690	-	-	125	31	55	0	-	-	-	286	4.6
TOT	65	556	126	304	.414	-	-	-	40	58	.690	-	-	129	31	56	0	-	-	-	292	4.5

## LONNY BAXTER - 6-8, 260 - MARYLAND

YEAR	GP	MIN	FGM	FGA	PCT.	3FG	3FGA	PCT.	FTM	FTA	PCT.	OFF.	DEF.	TOT.	AST.	PF	DO.	STL.	TO	BLK	PTS	AVG.
02-03	55	682	96	206	.466	0	2	.000	70	103	.680	65	100	165	16	135	1	9	46	22	262	4.8
03-04	14	147	27	49	.551	1	2	1.000	5	8	.625	11	24	35	5	31	2	1	11	6	60	4.3
TOT	69	829	123	255	.482	1	3	.333	75	111	.676	76	124	200	21	166	3	10	57	28	322	4.7

## LEON BENBOW - 6-4, 185 - JACKSONVILLE

YEAR	GP	MIN	FGM	FGA	PCT.	3FG	3FGA	PCT.	FTM	FTA	PCT.	OFF.	DEF.	TOT.	AST.	PF	DO.	STL.	TO	BLK	PTS	AVG.
74-75	39	252	35	94	.372	-	-	-	15	18	.833	14	24	38	25	41	0	11	-	6	85	2.2
75-76	76	1586	219	551	.397	-	-	-	105	140	.750	65	111	176	158	186	1	62	-	11	543	7.1
TOT	115	1838	254	645	.394	-	-	-	120	158	.759	79	135	214	183	227	1	73	-	17	628	5.5

## COREY BENJAMIN - 6-6, 205 - OREGON STATE

YEAR	GP	MIN	FGM	FGA	PCT.	3FG	3FGA	PCT.	FTM	FTA	PCT.	OFF.	DEF.	TOT.	AST.	PF	DO.	STL.	TO	BLK	PTS	AVG.
98-99	31	320	44	117	.376	3	14	.214	27	40	.675	15	25	40	10	46	0	11	21	8	118	3.8
99-00	48	862	145	350	.414	31	89	.348	49	82	.598	21	67	88	54	122	2	31	74	22	370	7.7
00-01	65	857	115	302	.381	21	81	.259	56	83	.675	38	62	100	69	128	2	63	16	16	307	4.7
TOT	144	2039	304	769	.395	55	184	.299	132	205	.644	74	154	228	133	296	4	105	111	46	795	5.5

## MARIO BENNETT - 6-9, 220 - ARIZONA STATE

YEAR	GP	MIN	FGM	FGA	PCT.	3FG	3FGA	PCT.	FTM	FTA	PCT.	OFF.	DEF.	TOT.	AST.	PF	DO.	STL.	TO	BLK	PTS	AVG.
98-99	3	19	2	6	.333	0	0	-	3	4	.750	2	3	5	0	4	0	1	1	0	7	2.3

## DELMER BESHORE - 6-0, 170 - CALIFORNIA (PA.)

YEAR	GP	MIN	FGM	FGA	PCT.	3FG	3FGA	PCT.	FTM	FTA	PCT.	OFF.	DEF.	TOT.	AST.	PF	DO.	STL.	TO	BLK	PTS	AVG.
79-80	68	869	88	250	.352	10	26	.385	58	87	.667	16	47	63	139	105	0	58	104	5	244	3.6

## TRAVIS BEST - 5-11, 185 - GEORGIA TECH

YEAR	GP	MIN	FGM	FGA	PCT.	3FG	3FGA	PCT.	FTM	FTA	PCT.	OFF.	DEF.	TOT.	AST.	PF	DO.	STL.	TO	BLK	PTS	AVG.
01-02	30	793	112	254	.441	8	25	.320	47	51	.922	10	71	81	149	72	3	32	40	1	279	9.3

## RICKY BLANTON - 6-7, 215 - LOUISIANA STATE

YEAR	GP	MIN	FGM	FGA	PCT.	3FG	3FGA	PCT.	FTM	FTA	PCT.	OFF.	DEF.	TOT.	AST.	PF	DO.	STL.	TO	BLK	PTS	AVG.
92-93	2	13	3	7	.429	0	0	-	0	0	-	2	1	3	1	1	0	2	1	0	6	3.0

## JOHN BLOCK - 6-10, 210 - SOUTHERN CALIFORNIA

YEAR	GP	MIN	FGM	FGA	PCT.	3FG	3FGA	PCT.	FTM	FTA	PCT.	OFF.	DEF.	TOT.	AST.	PF	DO.	STL.	TO	BLK	PTS	AVG.
74-75	50	882	150	317	.473	-	-	-	105	134	.784	63	151	214	44	110	0	38	-	31	405	8.1
75-76	2	7	2	4	.500	-	-	-	0	2	.000	0	2	2	0	2	0	1	-	0	4	2.0
TOT	52	889	152	321	.474	-	-	-	105	136	.772	63	153	216	44	112	0	39	-	31	409	7.9





### DEVIN BROWN - 6-5, 210 - TEXAS-SAN ANTONIO

YEAR	GP	MIN	FGM	FGA	PCT.	3FG	3FGA	PCT.	FTM	FTA	PCT.	OFF.	DEF.	TOT.	AST.	PF	DO.	STL.	TO	BLK	PTS	AVG.
09-10	11	93	8	36	.222	4	17	.235	0	0	-	2	13	15	7	10	0	3	5	1	20	1.8

### JOHN BROWN - 6-7, 220 - MISSOURI

YEAR	GP	MIN	FGM	FGA	PCT.	3FG	3FGA	PCT.	FTM	FTA	PCT.	OFF.	DEF.	TOT.	AST.	PF	DO.	STL.	TO	BLK	PTS	AVG.
78-79	77	1265	152	317	.479	-	-	-	84	98	.857	83	155	238	104	180	5	18	89	10	388	5.0

### MIKE BROWN - 6-10, 260 - GEORGE WASHINGTON

YEAR	GP	MIN	FGM	FGA	PCT.	3FG	3FGA	PCT.	FTM	FTA	PCT.	OFF.	DEF.	TOT.	AST.	PF	DO.	STL.	TO	BLK	PTS	AVG.
86-87	62	818	106	201	.527	0	0	-	46	72	.639	71	143	214	24	129	2	20	59	7	258	4.2
87-88	46	591	78	174	.448	0	1	.000	41	71	.577	66	93	159	28	85	0	11	38	4	197	4.3
TOT	108	1409	184	375	.491	0	1	.000	87	143	.608	137	236	373	52	214	2	31	97	11	455	4.2

### P.J. BROWN - 6-11, 239 - LOUISIANA TECH

YEAR	GP	MIN	FGM	FGA	PCT.	3FG	3FGA	PCT.	FTM	FTA	PCT.	OFF.	DEF.	TOT.	AST.	PF	DO.	STL.	TO	BLK	PTS	AVG.
06-07	72	1446	170	418	.407	0	2	.000	96	122	.787	129	218	347	48	187	1	24	85	52	436	6.1

### RANDY BROWN - 6-2, 191 - NEW MEXICO STATE

YEAR	GP	MIN	FGM	FGA	PCT.	3FG	3FGA	PCT.	FTM	FTA	PCT.	OFF.	DEF.	TOT.	AST.	PF	DO.	STL.	TO	BLK	PTS	AVG.
95-96	68	671	78	192	.406	1	11	.091	28	46	.609	71	49	66	73	88	0	57	31	12	185	2.7
96-97	72	1057	140	333	.420	4	22	.182	57	84	.679	34	77	111	133	116	0	81	58	17	341	4.7
97-98	71	1147	116	302	.384	0	5	.000	56	78	.718	34	60	94	151	118	0	71	63	12	288	4.1
98-99	39	1139	132	319	.414	0	10	.000	78	103	.757	27	105	132	149	93	1	68	80	8	342	8.8
99-00	59	1625	157	435	.361	3	6	.500	62	84	.738	23	121	144	202	120	1	61	105	15	379	6.4
TOT	309	5639	623	1581	.394	8	54	.148	281	395	.711	135	412	547	708	535	2	338	337	64	1535	5.0

### ROGER BROWN - 6-11, 230 - KANSAS

YEAR	GP	MIN	FGM	FGA	PCT.	3FG	3FGA	PCT.	FTM	FTA	PCT.	OFF.	DEF.	TOT.	AST.	PF	DO.	STL.	TO	BLK	PTS	AVG.
79-80	4	37	1	3	.333	0	0	-	0	0	-	2	8	10	1	4	0	0	0	3	2	0.5

### SHANNON BROWN - 6-4, 211 - MICHIGAN STATE

YEAR	GP	MIN	FGM	FGA	PCT.	3FG	3FGA	PCT.	FTM	FTA	PCT.	OFF.	DEF.	TOT.	AST.	PF	DO.	STL.	TO	BLK	PTS	AVG.
07-08	6	22	3	15	.200	0	1	.000	3	6	.500	1	1	2	0	2	0	1	5	2	9	1.5

### TONY BROWN - 6-6, 200 - ARKANSAS

YEAR	GP	MIN	FGM	FGA	PCT.	3FG	3FGA	PCT.	FTM	FTA	PCT.	OFF.	DEF.	TOT.	AST.	PF	DO.	STL.	TO	BLK	PTS	AVG.
85-86	10	132	18	41	.439	0	2	.000	9	13	.692	5	11	16	14	16	0	5	4	1	45	4.5

### RICK BRUNSON - 6-4, 190 - TEMPLE

YEAR	GP	MIN	FGM	FGA	PCT.	3FG	3FGA	PCT.	FTM	FTA	PCT.	OFF.	DEF.	TOT.	AST.	PF	DO.	STL.	TO	BLK	PTS	AVG.
02-03	17	196	23	50	.460	4	6	.667	10	12	.833	4	15	19	36	20	0	10	17	3	60	3.5
03-04	37	402	38	101	.376	11	23	.478	27	31	.871	9	28	37	80	44	0	25	33	3	114	3.1
TOT	54	598	61	151	.404	15	29	.517	37	43	.860	13	43	56	116	64	0	35	50	6	174	3.2

### MARK BRYANT - 6-9, 245 - SETON HALL

YEAR	GP	MIN	FGM	FGA	PCT.	3FG	3FGA	PCT.	FTM	FTA	PCT.	OFF.	DEF.	TOT.	AST.	PF	DO.	STL.	TO	BLK	PTS	AVG.
98-99	45	1204	168	348	.483	0	1	.000	71	110	.645	92	140	232	48	149	2	34	68	16	407	9.0

### WALLACE BRYANT - 7-0, 245 - SAN FRANCISCO

YEAR	GP	MIN	FGM	FGA	PCT.	3FG	3FGA	PCT.	FTM	FTA	PCT.	OFF.	DEF.	TOT.	AST.	PF	DO.	STL.	TO	BLK	PTS	AVG.
83-84	29	317	52	133	.391	0	0	-	14	33	.424	37	43	80	13	48	0	9	16	11	118	4.1

### JUD BUECHLER - 6-6, 225 - ARIZONA

YEAR	GP	MIN	FGM	FGA	PCT.	3FG	3FGA	PCT.	FTM	FTA	PCT.	OFF.	DEF.	TOT.	AST.	PF	DO.	STL.	TO	BLK	PTS	AVG.
94-95	57	605	90	183	.492	15	48	.313	22	39	.564	36	62	98	50	64	0	24	30	12	217	3.8
95-96	74	740	112	242	.463	40	90	.444	14	22	.636	45	66	111	56	70	0	34	39	7	278	3.8
96-97	76	703	58	158	.367	18	54	.333	5	14	.357	45	81	126	60	50	0	23	27	21	139	1.8
97-98	74	608	85	176	.483	25	65	.385	3	6	.500	24	53	77	49	47	0	22	21	15	198	2.7
TOT	281	2656	345	759	.455	98	257	.381	44	81	.543	150	262	412	215	231	0	103	117	55	832	3.0

### ROGER BURKMAN - 6-5, 175 - LOUISVILLE

YEAR	GP	MIN	FGM	FGA	PCT.	3FG	3FGA	PCT.	FTM	FTA	PCT.	OFF.	DEF.	TOT.	AST.	PF	DO.	STL.	TO	BLK	PTS	AVG.
81-82	6	30	0	4	.000	0	1	.000	5	6	.833	2	4	6	5	6	0	6	3	2	5	0.8

### JIM BURNS - 6-3, 195 - NORTHWESTERN

YEAR	GP	MIN	FGM	FGA	PCT.	3FG	3FGA	PCT.	FTM	FTA	PCT.	OFF.	DEF.	TOT.	AST.	PF	DO.	STL.	TO	BLK	PTS	AVG.
67-68	3	11	2	7	.286	-	-	-	0	0	-	-	-	2	1	1	0	-	-	-	4	1.3

# ALL-TIME ROSTER WITH STATISTICS



MEDIA COMMUNITY HISTORY PLAYOFFS RECORDS 2011-12 SEASON OPPONENTS THE NBA PLAYERS BALL OPS. FRONT OFFICE

## SCOTT BURRELL - 6-7, 218 - CONNECTICUT

YEAR	GP	MIN	FGM	FGA	PCT.	3FG	3FGA	PCT.	FTM	FTA	PCT.	OFF.	DEF.	TOT.	AST.	PF	DO.	STL.	TO	BLK	PTS	AVG.
97-98	80	1096	159	375	.424	51	144	.354	47	64	.734	80	118	198	65	131	1	64	50	37	416	5.2

## JIMMY BUTLER - 6-7, 220 - MARQUETTE

YEAR	GP	MIN	FGM	FGA	PCT.	3FG	3FGA	PCT.	FTM	FTA	PCT.	OFF.	DEF.	TOT.	AST.	PF	DO.	STL.	TO	BLK	PTS	AVG.
11-12	42	359	32	79	.405	2	11	.182	43	56	.768	23	33	56	14	20	0	11	14	5	109	2.6

## RASUAL BUTLER - 6-7, 215 - LASALLE

YEAR	GP	MIN	FGM	FGA	PCT.	3FG	3FGA	PCT.	FTM	FTA	PCT.	OFF.	DEF.	TOT.	AST.	PF	DO.	STL.	TO	BLK	PTS	AVG.
10-11	6	26	6	11	.545	4	7	.571	0	0	-	0	1	1	0	3	0	0	2	0	16	2.7

## JASON CAFFEY - 6-8, 256 - ALABAMA

YEAR	GP	MIN	FGM	FGA	PCT.	3FG	3FGA	PCT.	FTM	FTA	PCT.	OFF.	DEF.	TOT.	AST.	PF	DO.	STL.	TO	BLK	PTS	AVG.
95-96	57	545	71	162	.438	0	1	.000	40	68	.588	51	60	111	24	91	3	12	48	7	182	3.2
96-97	75	1405	205	385	.532	0	1	.000	139	211	.659	135	166	301	89	149	0	25	97	9	549	7.3
97-98	51	710	100	199	.503	0	1	.000	68	103	.660	76	97	173	36	92	1	13	48	17	268	5.3
TOT	183	2660	376	746	.504	0	3	.000	247	382	.647	262	323	585	149	332	4	50	193	33	999	5.5

## CHRIS CARR - 6-6, 220 - SOUTHERN ILLINOIS

YEAR	GP	MIN	FGM	FGA	PCT.	3FG	3FGA	PCT.	FTM	FTA	PCT.	OFF.	DEF.	TOT.	AST.	PF	DO.	STL.	TO	BLK	PTS	AVG.
99-00	50	1092	185	463	.400	31	92	.333	91	106	.858	36	124	160	81	101	0	30	112	14	492	9.8

## CORY CARR - 6-4, 215 - TEXAS TECH

YEAR	GP	MIN	FGM	FGA	PCT.	3FG	3FGA	PCT.	FTM	FTA	PCT.	OFF.	DEF.	TOT.	AST.	PF	DO.	STL.	TO	BLK	PTS	AVG.
98-99	42	624	71	216	.329	5	30	.167	24	32	.750	8	41	49	66	66	0	21	46	7	171	4.1

## BILL CARTWRIGHT - 7-1, 245 - SAN FRANCISCO

YEAR	GP	MIN	FGM	FGA	PCT.	3FG	3FGA	PCT.	FTM	FTA	PCT.	OFF.	DEF.	TOT.	AST.	PF	DO.	STL.	TO	BLK	PTS	AVG.
88-89	78	2333	365	768	.475	0	0	-	236	308	.766	152	369	521	90	234	2	21	190	41	966	12.4
89-90	71	2160	292	598	.488	0	0	-	227	280	.811	137	328	465	145	243	6	38	123	34	811	11.4
90-91	79	2273	318	649	.490	0	0	-	124	178	.697	167	319	486	126	167	0	32	113	15	760	9.6
91-92	64	1471	208	445	.467	0	0	-	96	159	.604	93	231	324	87	131	0	22	75	14	512	8.0
92-93	63	1253	141	343	.411	0	0	-	72	98	.735	83	150	233	83	154	1	20	62	10	354	5.6
93-94	42	680	98	191	.513	0	0	-	39	57	.684	43	109	152	57	83	0	8	50	8	235	5.6
TOT	397	10270	1422	2994	.475	0	0	-	794	1080	.735	675	1506	2181	588	1012	9	141	613	122	3638	9.2

## TYSON CHANDLER - 7-1, 235 - DOMINGUEZ (CALIF.) HS

YEAR	GP	MIN	FGM	FGA	PCT.	3FG	3FGA	PCT.	FTM	FTA	PCT.	OFF.	DEF.	TOT.	AST.	PF	DO.	STL.	TO	BLK	PTS	AVG.
01-02	71	1389	151	304	.497	0	0	-	134	222	.604	114	229	343	54	179	1	28	99	93	436	6.1
02-03	75	1827	257	484	.531	0	0	-	177	291	.608	169	345	514	76	220	3	37	135	106	691	9.2
03-04	35	782	67	158	.424	0	1	.000	79	118	.669	82	188	270	23	87	2	17	38	43	213	6.1
04-05	80	2189	207	419	.494	0	2	.000	226	336	.673	261	514	775	65	268	4	69	118	141	640	8.0
05-06	79	2121	160	283	.565	0	1	.000	97	193	.503	265	449	714	81	298	14	41	123	104	417	5.3
TOT	340	8308	842	1648	.511	0	4	.000	713	1160	.615	891	1725	2616	299	1052	24	192	513	487	2397	7.1

## LEN CHAPPELL - 6-8, 240 - WAKE FOREST

YEAR	GP	MIN	FGM	FGA	PCT.	3FG	3FGA	PCT.	FTM	FTA	PCT.	OFF.	DEF.	TOT.	AST.	PF	DO.	STL.	TO	BLK	PTS	AVG.
66-67	19	179	40	89	.449	-	-	-	14	21	.667	-	-	38	12	31	0	-	-	-	94	4.9

## BARRY CLEMENS - 6-6, 215 - OHIO WESLEYAN

YEAR	GP	MIN	FGM	FGA	PCT.	3FG	3FGA	PCT.	FTM	FTA	PCT.	OFF.	DEF.	TOT.	AST.	PF	DO.	STL.	TO	BLK	PTS	AVG.
66-67	60	986	186	444	.419	-	-	-	68	90	.756	-	-	201	39	143	1	-	-	-	440	7.3
67-68	78	1631	301	670	.449	-	-	-	123	170	.724	-	-	375	98	223	4	-	-	-	725	9.3
68-69	75	1444	235	628	.374	-	-	-	82	125	.656	-	-	318	125	163	1	-	-	-	552	7.4
TOT	213	4061	722	1742	.414	-	-	-	273	385	.709	-	-	894	262	529	6	-	-	-	1717	8.1

## FRED COFIELD - 6-3, 190 - EASTERN MICHIGAN

YEAR	GP	MIN	FGM	FGA	PCT.	3FG	3FGA	PCT.	FTM	FTA	PCT.	OFF.	DEF.	TOT.	AST.	PF	DO.	STL.	TO	BLK	PTS	AVG.
86-87	5	27	2	11	.182	0	1	.000	0	0	-	1	4	5	4	1	0	2	1	0	4	0.8

## JIMMY COLLINS - 6-2, 175 - NEW MEXICO STATE

YEAR	GP	MIN	FGM	FGA	PCT.	3FG	3FGA	PCT.	FTM	FTA	PCT.	OFF.	DEF.	TOT.	AST.	PF	DO.	STL.	TO	BLK	PTS	AVG.
70-71	55	478	92	214	.430	-	-	-	35	45	.778	-	-	54	60	43	0	-	-	-	219	4.0
71-72	19	134	26	71	.366	-	-	-	10	11	.909	-	-	12	10	11	0	-	-	-	62	3.3
TOT	74	612	118	285	.414	-	-	-	45	56	.804	-	-	66	70	54	0	-	-	-	281	3.8

## STEVE COLTER - 6-3, 175 - NEW MEXICO STATE

YEAR	GP	MIN	FGM	FGA	PCT.	3FG	3FGA	PCT.	FTM	FTA	PCT.	OFF.	DEF.	TOT.	AST.	PF	DO.	STL.	TO	BLK	PTS	AVG.
86-87	27	473	49	142	.345	0	9	.000	33	39	.846	9	33	42	94	38	0	19	32	6	131	4.9



# ALL-TIME ROSTER WITH STATISTICS

FRONT OFFICE: BALL OPS, PLAYERS, THE NBA OPPONENTS 2011-12 SEASON RECORDS, PLAYOFFS, HISTORY, COMMUNITY, MEDIA, CONTENTS

## DAVE CORZINE - 6-11, 255 - DEPAUL

YEAR	GP	MIN	FGM	FGA	PCT.	3FG	3FGA	PCT.	FTM	FTA	PCT.	OFF.	DEF.	TOT.	AST.	PF	DD.	STL.	TO	BLK	PTS	AVG.
82-83	82	2496	457	920	.497	0	2	0.00	232	322	.720	243	474	717	154	242	4	47	228	109	1146	14.0
83-84	82	2674	385	824	.467	3	9	.333	231	275	.840	169	406	575	202	227	3	58	175	120	1004	12.2
84-85	82	2062	276	568	.486	0	1	0.00	149	200	.745	130	292	422	140	189	2	32	124	64	701	8.5
85-86	67	1709	255	519	.491	3	12	.250	127	171	.743	132	301	433	150	133	0	28	104	53	640	9.6
86-87	82	2287	294	619	.475	0	5	0.00	95	129	.736	199	341	540	209	202	1	38	114	87	683	8.3
87-88	80	2328	344	715	.481	1	9	.111	115	153	.752	170	357	527	154	149	1	36	109	95	804	10.1
88-89	81	1483	203	440	.461	2	8	.250	71	96	.740	92	223	315	103	134	0	29	93	45	479	5.9
TOT	556	15039	2214	4605	.481	9	46	.196	1020	1346	.758	1135	2394	3529	1112	1276	11	268	947	573	5457	9.8

## JOE COURTNEY - 6-9, 235 - SOUTHERN MISS

YEAR	GP	MIN	FGM	FGA	PCT.	3FG	3FGA	PCT.	FTM	FTA	PCT.	OFF.	DEF.	TOT.	AST.	PF	DD.	STL.	TO	BLK	PTS	AVG.
92-93	5	34	4	9	.444	0	0	-	3	4	.750	2	0	2	1	9	0	2	3	1	11	2.2

## JAMAL CRAWFORD - 6-5, 190 - MICHIGAN

YEAR	GP	MIN	FGM	FGA	PCT.	3FG	3FGA	PCT.	FTM	FTA	PCT.	OFF.	DEF.	TOT.	AST.	PF	DD.	STL.	TO	BLK	PTS	AVG.
00-01	61	1050	107	304	.352	41	117	.350	27	34	.794	9	80	89	141	68	0	43	85	14	282	4.6
01-02	23	481	89	187	.476	26	58	.448	10	13	.769	5	29	34	55	18	0	18	32	5	214	9.3
02-03	80	1992	334	808	.413	86	242	.355	104	129	.806	21	164	185	334	126	0	77	134	25	858	10.7
03-04	80	2811	509	1318	.386	165	521	.317	200	240	.833	46	237	283	405	161	0	111	193	29	1383	17.3
TOT	244	6334	1039	2617	.397	318	938	.339	341	416	.820	81	510	591	935	373	0	249	444	73	2737	11.2

## EARL CURETON - 6-9, 210 - DETROIT MERCY

YEAR	GP	MIN	FGM	FGA	PCT.	3FG	3FGA	PCT.	FTM	FTA	PCT.	OFF.	DEF.	TOT.	AST.	PF	DD.	STL.	TO	BLK	PTS	AVG.
86-87	43	1105	129	276	.467	0	1	0.00	39	73	.534	113	114	227	70	102	2	15	45	26	297	6.9

## EDDY CURRY - 6-11, 285 - THORNWOOD (ILL.) HS

YEAR	GP	MIN	FGM	FGA	PCT.	3FG	3FGA	PCT.	FTM	FTA	PCT.	OFF.	DEF.	TOT.	AST.	PF	DD.	STL.	TO	BLK	PTS	AVG.
01-02	72	1150	189	377	.501	0	0	-	105	160	.656	111	161	272	25	173	0	16	69	53	483	6.7
02-03	81	1571	335	573	.585	0	0	-	179	287	.624	116	237	353	37	226	3	18	137	62	849	10.5
03-04	73	2154	417	840	.496	1	1	1.000	235	350	.671	143	308	451	68	258	11	24	177	83	1070	14.7
04-05	63	1808	393	790	.538	0	0	-	226	314	.720	116	222	338	37	202	4	21	163	58	1012	16.1
TOT	289	6683	1334	2580	.517	1	1	1.000	745	1111	.671	486	928	1414	167	859	18	79	546	256	3414	11.8

## QUINTIN DAILEY - 6-3, 180 - SAN FRANCISCO

YEAR	GP	MIN	FGM	FGA	PCT.	3FG	3FGA	PCT.	FTM	FTA	PCT.	OFF.	DEF.	TOT.	AST.	PF	DD.	STL.	TO	BLK	PTS	AVG.
82-83	76	2081	470	1008	.466	5	25	.200	206	282	.730	87	173	260	280	248	7	72	205	10	1151	15.1
83-84	82	2449	583	1229	.474	4	32	.125	321	396	.811	61	174	235	254	218	4	109	220	11	1491	18.2
84-85	79	2101	525	1111	.473	7	30	.233	205	251	.817	57	151	208	191	192	0	71	154	5	1262	16.0
85-86	35	723	203	470	.432	0	8	0.00	163	198	.823	20	48	68	67	86	0	22	67	5	569	16.3
TOT	272	7354	1781	3818	.466	16	95	.168	895	1127	.794	225	546	771	792	744	11	274	646	31	4473	16.4

## KORNEL DAVID - 6-9, 230 - HUNGARY

YEAR	GP	MIN	FGM	FGA	PCT.	3FG	3FGA	PCT.	FTM	FTA	PCT.	OFF.	DEF.	TOT.	AST.	PF	DD.	STL.	TO	BLK	PTS	AVG.
98-99	50	902	109	243	.449	0	1	0.00	90	111	.811	70	103	173	40	88	0	23	48	17	308	6.2
99-00	26	443	63	148	.426	0	3	0.00	42	52	.808	22	51	73	16	49	0	13	31	2	168	6.5
TOT	76	1345	172	391	.440	0	4	0.00	132	163	.810	92	154	246	56	137	0	36	79	19	476	6.3

## ANTONIO DAVIS - 6-9, 245 - TEXAS EL-PASO

YEAR	GP	MIN	FGM	FGA	PCT.	3FG	3FGA	PCT.	FTM	FTA	PCT.	OFF.	DEF.	TOT.	AST.	PF	DD.	STL.	TO	BLK	PTS	AVG.
03-04	65	2032	220	540	.407	0	0	-	139	181	.768	158	370	528	123	161	1	29	93	57	579	8.9
04-05	72	1843	193	419	.461	0	0	-	115	152	.757	152	276	428	80	147	0	407	96	41	501	7.0
TOT	137	3875	413	959	.431	0	0	-	254	333	.763	310	646	956	203	308	1	436	189	98	1080	7.9

## CHARLES DAVIS - 6-7, 215 - VANDERBILT

YEAR	GP	MIN	FGM	FGA	PCT.	3FG	3FGA	PCT.	FTM	FTA	PCT.	OFF.	DEF.	TOT.	AST.	PF	DD.	STL.	TO	BLK	PTS	AVG.
88-89	49	545	81	190	.426	4	15	.267	19	26	.731	47	67	114	31	58	1	11	22	5	185	3.8
89-90	53	429	58	158	.367	7	25	.280	7	8	.875	25	56	81	18	52	0	10	20	8	130	2.5
TOT	102	974	139	348	.399	11	40	.275	26	34	.765	72	123	195	49	110	1	21	42	13	315	3.1

## DARREN DAVE - 6-8, 220 - UCLA

YEAR	GP	MIN	FGM	FGA	PCT.	3FG	3FGA	PCT.	FTM	FTA	PCT.	OFF.	DEF.	TOT.	AST.	PF	DD.	STL.	TO	BLK	PTS	AVG.
86-87	1	7	0	0	-	0	0	-	0	0	-	0	1	1	1	2	0	0	1	0	0	0.0



## LUOL DENG - 6-9, 220 - DUKE

YEAR	GP	MIN	FGM	FGA	PCT.	3FG	3FGA	PCT.	FTM	FTA	PCT.	OFF.	DEF.	TOT.	AST.	PF	DO.	STL.	TO	BLK	PTS	AVG.
04-05	61	1663	280	645	.434	31	117	.265	120	162	.741	92	230	322	135	98	0	48	118	27	711	11.7
05-06	78	2604	442	954	.463	21	78	.269	207	276	.750	127	389	516	147	128	1	72	105	50	1112	14.3
06-07	82	3071	630	1218	.517	1	7	.143	279	359	.777	148	431	579	204	167	1	97	153	48	1540	18.8
07-08	63	2128	429	896	.479	8	22	.364	204	265	.770	136	258	394	155	117	1	57	120	29	1070	17.0
08-09	49	1665	265	591	.448	8	20	.400	152	191	.796	80	215	295	94	85	1	60	72	25	690	14.1
09-10	70	2651	473	1014	.466	32	83	.386	252	330	.764	131	381	512	143	129	0	66	134	61	1230	17.6
10-11	82	3208	531	1155	.460	115	333	.345	253	336	.753	116	360	476	230	162	0	78	156	48	1430	17.4
11-12	54	2129	311	755	.412	79	215	.367	127	165	.770	77	273	350	157	81	0	56	96	36	828	15.3
TOT	539	19119	3361	7228	.465	295	875	.337	1594	2084	.765	907	2537	3444	1265	967	4	534	954	324	8611	16.0

## DERREK DICKEY - 6-7, 220 - CINCINNATI

YEAR	GP	MIN	FGM	FGA	PCT.	3FG	3FGA	PCT.	FTM	FTA	PCT.	OFF.	DEF.	TOT.	AST.	PF	DO.	STL.	TO	BLK	PTS	AVG.
77-78	25	220	27	68	.397	-	-	-	14	19	.737	15	33	48	10	27	0	4	23	2	68	2.7

## COBY DIETRICK - 6-11, 230 - SAN JOSE STATE

YEAR	GP	MIN	FGM	FGA	PCT.	3FG	3FGA	PCT.	FTM	FTA	PCT.	OFF.	DEF.	TOT.	AST.	PF	DO.	STL.	TO	BLK	PTS	AVG.
79-80	79	1830	227	500	.454	1	9	.111	90	118	.763	101	262	363	216	230	2	89	112	51	545	6.9
80-81	82	1243	146	320	.456	2	6	.333	77	111	.694	79	186	265	118	176	1	48	88	53	371	4.5
81-82	74	999	92	200	.460	0	1	.000	38	54	.704	63	125	188	87	131	1	49	44	30	222	3.0
TOT	235	4072	465	1020	.456	3	16	.188	205	283	.724	243	573	816	421	537	4	186	244	134	1138	4.8

## JACKIE DINKINS - 6-5, 210 - VOORHEES

YEAR	GP	MIN	FGM	FGA	PCT.	3FG	3FGA	PCT.	FTM	FTA	PCT.	OFF.	DEF.	TOT.	AST.	PF	DO.	STL.	TO	BLK	PTS	AVG.
71-72	18	89	17	41	.415	-	-	-	11	20	.550	-	-	20	7	10	0	-	-	-	45	2.5

## BRYCE DREW - 6-3, 185 - VALPARAISO

YEAR	GP	MIN	FGM	FGA	PCT.	3FG	3FGA	PCT.	FTM	FTA	PCT.	OFF.	DEF.	TOT.	AST.	PF	DO.	STL.	TO	BLK	PTS	AVG.
00-01	48	1305	124	327	.379	40	105	.381	14	19	.737	12	57	69	185	99	1	32	68	3	302	6.3

## CHARLES DUDLEY - 6-2, 180 - WASHINGTON

YEAR	GP	MIN	FGM	FGA	PCT.	3FG	3FGA	PCT.	FTM	FTA	PCT.	OFF.	DEF.	TOT.	AST.	PF	DO.	STL.	TO	BLK	PTS	AVG.
78-79	43	684	45	125	.360	-	-	-	28	42	.667	25	61	86	116	82	0	32	64	1	118	2.7

## CHRIS DUHON - 6-1, 185 - DUKE

YEAR	GP	MIN	FGM	FGA	PCT.	3FG	3FGA	PCT.	FTM	FTA	PCT.	OFF.	DEF.	TOT.	AST.	PF	DO.	STL.	TO	BLK	PTS	AVG.
04-05	82	2177	172	488	.352	94	265	.355	49	67	.731	23	190	213	398	205	1	82	119	3	487	5.9
05-06	74	2155	215	538	.400	100	278	.360	117	143	.818	28	192	220	373	152	0	70	117	3	647	8.7
06-07	78	1906	197	483	.408	88	245	.359	76	101	.752	23	146	169	310	150	0	69	105	6	558	7.2
07-08	66	1490	133	344	.387	54	155	.348	65	80	.813	19	97	116	263	92	0	48	71	2	385	5.8
TOT	300	7727	717	1853	.387	336	943	.356	307	391	.785	93	625	718	1344	599	1	269	412	14	2077	6.9

## RONALD DUPREE - 6-7, 209 - LOUISIANA STATE

YEAR	GP	MIN	FGM	FGA	PCT.	3FG	3FGA	PCT.	FTM	FTA	PCT.	OFF.	DEF.	TOT.	AST.	PF	DO.	STL.	TO	BLK	PTS	AVG.
03-04	47	893	111	282	.394	4	9	.444	66	105	.629	55	112	167	55	134	4	32	51	18	292	6.2

## JAMES EDWARDS - 7-1, 252 - WASHINGTON

YEAR	GP	MIN	FGM	FGA	PCT.	3FG	3FGA	PCT.	FTM	FTA	PCT.	OFF.	DEF.	TOT.	AST.	PF	DO.	STL.	TO	BLK	PTS	AVG.
95-96	28	274	41	110	.373	0	0	-	16	26	.615	15	25	40	11	61	1	1	21	9	98	3.5

## KHALID EL-AMIN - 5-10, 200 - CONNECTICUT

YEAR	GP	MIN	FGM	FGA	PCT.	3FG	3FGA	PCT.	FTM	FTA	PCT.	OFF.	DEF.	TOT.	AST.	PF	DO.	STL.	TO	BLK	PTS	AVG.
00-01	50	936	115	311	.370	28	84	.333	56	72	.778	21	60	81	145	99	0	48	54	2	314	6.3

## CHRIS ENGLER - 6-11, 250 - WYOMING

YEAR	GP	MIN	FGM	FGA	PCT.	3FG	3FGA	PCT.	FTM	FTA	PCT.	OFF.	DEF.	TOT.	AST.	PF	DO.	STL.	TO	BLK	PTS	AVG.
84-85	3	3	1	2	.500	0	0	-	0	0	-	1	1	2	0	1	0	0	1	0	2	0.7

## JO JO ENGLISH - 6-4, 195 - SOUTH CAROLINA

YEAR	GP	MIN	FGM	FGA	PCT.	3FG	3FGA	PCT.	FTM	FTA	PCT.	OFF.	DEF.	TOT.	AST.	PF	DO.	STL.	TO	BLK	PTS	AVG.
92-93	6	31	3	10	.300	0	3	.000	0	2	.000	2	4	6	1	5	0	3	4	2	6	1.0
93-94	36	419	56	129	.434	8	17	.471	10	21	.476	9	36	45	38	61	0	8	36	10	130	3.6
TOT	42	450	59	139	.424	8	20	.400	10	23	.435	11	40	51	39	66	0	11	40	12	136	3.2

## KEITH ERICKSON - 6-5, 195 - UCLA

YEAR	GP	MIN	FGM	FGA	PCT.	3FG	3FGA	PCT.	FTM	FTA	PCT.	OFF.	DEF.	TOT.	AST.	PF	DO.	STL.	TO	BLK	PTS	AVG.
66-67	76	1454	235	641	.367	-	-	-	117	159	.736	-	-	339	119	199	2	-	-	-	587	7.7
67-68	78	2257	377	940	.401	-	-	-	194	257	.755	-	-	423	267	176	15	-	-	-	948	12.2
TOT	154	3711	612	1581	.387	-	-	-	311	416	.748	-	-	762	386	475	17	-	-	-	1535	10.0





# ALL-TIME ROSTER WITH STATISTICS

FRONT OFFICE BALL OPS. PLAYERS THE NBA OPPONENTS 2011-12 SEASON RECORDS PLAYOFFS HISTORY COMMUNITY MEDIA CONTENTS

## ERIC FERNSTEN - 6-10, 205 - SAN FRANCISCO

YEAR	GP	MIN	FGM	FGA	PCT.	3FG	3FGA	PCT.	FTM	FTA	PCT.	OFF.	DEF.	TOT.	AST.	PF	DO.	STL.	TO	BLK	PTS	AVG.
75-76	33	259	33	84	.393	-	-	-	26	37	.703	25	44	69	19	20	0	7	-	14	92	2.8
76-77	5	61	3	15	.200	-	-	-	8	11	.727	9	7	16	6	9	0	1	-	3	14	2.8
<b>TOT</b>	<b>38</b>	<b>320</b>	<b>36</b>	<b>99</b>	<b>.364</b>	<b>-</b>	<b>-</b>	<b>-</b>	<b>34</b>	<b>48</b>	<b>.708</b>	<b>34</b>	<b>51</b>	<b>85</b>	<b>25</b>	<b>29</b>	<b>0</b>	<b>8</b>	<b>-</b>	<b>17</b>	<b>106</b>	<b>2.8</b>

## MARCUS FIZER - 6-8, 260 - IOWA STATE

YEAR	GP	MIN	FGM	FGA	PCT.	3FG	3FGA	PCT.	FTM	FTA	PCT.	OFF.	DEF.	TOT.	AST.	PF	DO.	STL.	TO	BLK	PTS	AVG.
00-01	72	1580	278	646	.430	10	39	.256	117	161	.727	76	237	313	76	175	0	30	124	19	683	9.5
01-02	76	1963	371	848	.438	7	41	.171	189	283	.668	128	299	427	120	186	1	49	131	24	938	12.3
02-03	38	809	178	383	.465	1	6	.167	88	134	.657	80	136	216	48	89	0	14	57	17	445	11.7
03-04	46	738	134	350	.383	2	17	.118	90	120	.750	61	141	202	43	97	0	16	51	8	360	7.8
<b>TOT</b>	<b>232</b>	<b>5090</b>	<b>961</b>	<b>2227</b>	<b>.432</b>	<b>20</b>	<b>103</b>	<b>.194</b>	<b>484</b>	<b>698</b>	<b>.693</b>	<b>345</b>	<b>813</b>	<b>1158</b>	<b>287</b>	<b>547</b>	<b>1</b>	<b>109</b>	<b>363</b>	<b>68</b>	<b>2426</b>	<b>10.5</b>

## GREG FOSTER - 6-11, 250 - UCLA; TEXAS EL-PASO

YEAR	GP	MIN	FGM	FGA	PCT.	3FG	3FGA	PCT.	FTM	FTA	PCT.	OFF.	DEF.	TOT.	AST.	PF	DO.	STL.	TO	BLK	PTS	AVG.
94-95	17	299	41	86	.477	0	0	-	22	31	.710	18	36	54	16	54	0	2	17	8	104	6.1

## JIM FOX - 6-10, 230 - SOUTH CAROLINA

YEAR	GP	MIN	FGM	FGA	PCT.	3FG	3FGA	PCT.	FTM	FTA	PCT.	OFF.	DEF.	TOT.	AST.	PF	DO.	STL.	TO	BLK	PTS	AVG.
70-71	82	1628	280	611	.458	-	-	-	239	321	.745	-	-	598	196	213	0	-	-	-	799	9.7
71-72	10	133	20	53	.377	-	-	-	20	28	.714	-	-	54	6	21	0	-	-	-	60	6.0
<b>TOT</b>	<b>92</b>	<b>1761</b>	<b>300</b>	<b>664</b>	<b>.452</b>	<b>-</b>	<b>-</b>	<b>-</b>	<b>259</b>	<b>349</b>	<b>.742</b>	<b>-</b>	<b>-</b>	<b>652</b>	<b>202</b>	<b>234</b>	<b>0</b>	<b>-</b>	<b>-</b>	<b>-</b>	<b>859</b>	<b>9.3</b>

## LAWRENCE FUNDERBURKE - 6-9, 230 - OHIO STATE

YEAR	GP	MIN	FGM	FGA	PCT.	3FG	3FGA	PCT.	FTM	FTA	PCT.	OFF.	DEF.	TOT.	AST.	PF	DO.	STL.	TO	BLK	PTS	AVG.
04-05	2	21	3	6	.500	0	0	-	3	5	.600	1	2	3	0	2	0	0	0	0	9	4.5

## THOMAS GARDNER - 6-5, 225 - MISSOURI

YEAR	GP	MIN	FGM	FGA	PCT.	3FG	3FGA	PCT.	FTM	FTA	PCT.	OFF.	DEF.	TOT.	AST.	PF	DO.	STL.	TO	BLK	PTS	AVG.
07-08	4	45	9	23	.391	3	12	.250	0	2	.000	3	1	4	1	4	0	0	4	0	21	5.3

## ROWLAND GARRETT - 6-6, 210 - FLORIDA STATE

YEAR	GP	MIN	FGM	FGA	PCT.	3FG	3FGA	PCT.	FTM	FTA	PCT.	OFF.	DEF.	TOT.	AST.	PF	DO.	STL.	TO	BLK	PTS	AVG.
72-73	35	211	52	118	.441	-	-	-	21	31	.677	-	-	61	8	29	0	-	-	-	125	3.6
73-74	46	602	58	119	.370	-	-	-	21	32	.656	31	39	70	11	43	0	5	-	9	157	3.8
74-75	70	1183	228	474	.481	-	-	-	77	97	.794	80	167	247	43	124	0	24	-	13	533	7.6
75-76	14	324	57	131	.435	-	-	-	38	44	.864	27	48	75	7	32	0	8	-	4	152	10.9
<b>TOT</b>	<b>164</b>	<b>2320</b>	<b>395</b>	<b>842</b>	<b>.469</b>	<b>-</b>	<b>-</b>	<b>-</b>	<b>157</b>	<b>204</b>	<b>.770</b>	<b>138</b>	<b>2254</b>	<b>453</b>	<b>69</b>	<b>228</b>	<b>0</b>	<b>37</b>	<b>-</b>	<b>26</b>	<b>968</b>	<b>5.9</b>

## GEORGE GERVIN - 6-7, 245 - EASTERN MICHIGAN

YEAR	GP	MIN	FGM	FGA	PCT.	3FG	3FGA	PCT.	FTM	FTA	PCT.	OFF.	DEF.	TOT.	AST.	PF	DO.	STL.	TO	BLK	PTS	AVG.
85-86	82	2065	519	1100	.472	4	19	.211	283	322	.879	78	137	215	144	210	4	49	161	23	1325	16.2

## TAJ GIBSON - 6-9, 225 - SOUTHERN CALIFORNIA

YEAR	GP	MIN	FGM	FGA	PCT.	3FG	3FGA	PCT.	FTM	FTA	PCT.	OFF.	DEF.	TOT.	AST.	PF	DO.	STL.	TO	BLK	PTS	AVG.
09-10	82	2204	311	629	.494	0	0	-	113	175	.646	226	385	611	70	282	9	50	114	104	735	9.0
10-11	80	1742	234	502	.466	1	8	.125	100	148	.676	162	296	458	58	203	3	39	71	106	569	7.1
11-12	63	1284	200	404	.495	0	0	-	84	135	.622	135	197	332	47	131	1	27	60	81	484	7.7
<b>TOT</b>	<b>225</b>	<b>5230</b>	<b>745</b>	<b>1535</b>	<b>.485</b>	<b>1</b>	<b>8</b>	<b>.125</b>	<b>297</b>	<b>458</b>	<b>.648</b>	<b>523</b>	<b>878</b>	<b>1401</b>	<b>175</b>	<b>616</b>	<b>13</b>	<b>116</b>	<b>245</b>	<b>291</b>	<b>1788</b>	<b>8.0</b>

## KENDALL GILL - 6-5, 216 - ILLINOIS

YEAR	GP	MIN	FGM	FGA	PCT.	3FG	3FGA	PCT.	FTM	FTA	PCT.	OFF.	DEF.	TOT.	AST.	PF	DO.	STL.	TO	BLK	PTS	AVG.
03-04	56	1411	215	548	.392	9	38	.237	100	136	.735	61	129	190	89	107	0	65	83	16	539	9.6

## ARTIS GILMORE - 7-2, 240 - JACKSONVILLE

YEAR	GP	MIN	FGM	FGA	PCT.	3FG	3FGA	PCT.	FTM	FTA	PCT.	OFF.	DEF.	TOT.	AST.	PF	DO.	STL.	TO	BLK	PTS	AVG.
76-77	82	2877	570	1091	.522	-	-	-	387	586	.660	313	757	1070	199	266	4	44	-	203	1527	18.6
77-78	82	3067	704	1260	.559	-	-	-	471	669	.704	318	753	1071	263	261	4	42	366	181	1879	22.9
78-79	82	3265	753	1310	.575	-	-	-	434	587	.739	293	750	1043	274	280	2	50	310	156	1940	23.7
79-80	48	1568	305	513	.595	0	0	-	245	344	.712	108	324	432	133	167	5	29	133	59	855	17.8
80-81	82	2832	547	816	.670	0	0	-	375	532	.705	220	608	828	172	295	2	47	236	198	1469	17.9
81-82	82	2796	546	837	.652	1	1	1.000	424	552	.768	224	611	835	136	287	4	49	227	220	1517	18.5
87-88	24	372	41	80	.513	0	0	-	19	37	.514	15	48	63	9	54	0	5	28	12	101	4.2
<b>TOT</b>	<b>482</b>	<b>16777</b>	<b>3466</b>	<b>5907</b>	<b>.587</b>	<b>1</b>	<b>1</b>	<b>1.000</b>	<b>2355</b>	<b>3307</b>	<b>.712</b>	<b>1491</b>	<b>3851</b>	<b>5342</b>	<b>1186</b>	<b>1610</b>	<b>21</b>	<b>266</b>	<b>1300</b>	<b>1029</b>	<b>9288</b>	<b>19.3</b>

## DREW GOODEN - 6-10, 250 - KANSAS

YEAR	GP	MIN	FGM	FGA	PCT.	3FG	3FGA	PCT.	FTM	FTA	PCT.	OFF.	DEF.	TOT.	AST.	PF	DO.	STL.	TO	BLK	PTS	AVG.
07-08	18	558	100	217	.461	0	3	.000	52	64	.813	58	109	167	31	59	1	13	31	23	252	14.0
08-09	31	918	161	352	.457	0	3	.000	84	97	.866	82	184	266	43	103	2	26	57	14	406	13.1
<b>TOT</b>	<b>49</b>	<b>1476</b>	<b>261</b>	<b>569</b>	<b>.459</b>	<b>0</b>	<b>6</b>	<b>0.000</b>	<b>136</b>	<b>161</b>	<b>.845</b>	<b>140</b>	<b>293</b>	<b>433</b>	<b>74</b>	<b>162</b>	<b>3</b>	<b>39</b>	<b>88</b>	<b>37</b>	<b>658</b>	<b>13.4</b>





## JACK HALEY - 6-10, 242 - UCLA

YEAR	GP	MIN	FGM	FGA	PCT.	3FG	3FGA	PCT.	FTM	FTA	PCT.	OFF.	DEF.	TOT.	AST.	PF	DO.	STL.	TO	BLK	PTS	AVG.
88-89	51	289	37	78	.474	0	0	-	36	46	.783	21	50	71	10	56	0	11	26	0	110	2.2
89-90	11	58	9	20	.450	0	0	-	7	7	1.000	7	11	18	4	7	0	0	7	1	25	2.3
95-96	1	7	2	6	.333	0	0	-	1	2	.500	1	1	2	0	2	0	0	1	0	5	5.0
<b>TOT</b>	<b>63</b>	<b>354</b>	<b>48</b>	<b>104</b>	<b>.462</b>	<b>0</b>	<b>0</b>	<b>-</b>	<b>44</b>	<b>55</b>	<b>.800</b>	<b>29</b>	<b>62</b>	<b>91</b>	<b>14</b>	<b>65</b>	<b>0</b>	<b>11</b>	<b>34</b>	<b>1</b>	<b>140</b>	<b>2.2</b>

## SHALER HALIMON - 6-6, 200 - UTAH STATE

YEAR	GP	MIN	FGM	FGA	PCT.	3FG	3FGA	PCT.	FTM	FTA	PCT.	OFF.	DEF.	TOT.	AST.	PF	DO.	STL.	TO	BLK	PTS	AVG.
69-70	38	517	96	244	.393	-	-	-	49	73	.671	-	-	68	69	58	0	-	-	-	241	6.3
70-71	2	23	1	8	.125	-	-	-	0	1	.000	-	-	2	4	5	0	-	-	-	2	1.0
<b>TOT</b>	<b>40</b>	<b>540</b>	<b>97</b>	<b>252</b>	<b>.385</b>	<b>-</b>	<b>-</b>	<b>-</b>	<b>49</b>	<b>74</b>	<b>.662</b>	<b>-</b>	<b>-</b>	<b>70</b>	<b>73</b>	<b>63</b>	<b>0</b>	<b>-</b>	<b>-</b>	<b>-</b>	<b>243</b>	<b>6.1</b>

## RICHARD HAMILTON - 6-7, 193 - CONNECTICUT

YEAR	GP	MIN	FGM	FGA	PCT.	3FG	3FGA	PCT.	FTM	FTA	PCT.	OFF.	DEF.	TOT.	AST.	PF	DO.	STL.	TO	BLK	PTS	AVG.
11-12	28	697	140	310	.352	17	46	.370	29	37	.784	20	46	66	84	56	0	12	49	1	326	11.6

## BOBBY HANSEN - 6-6, 195 - IOWA

YEAR	GP	MIN	FGM	FGA	PCT.	3FG	3FGA	PCT.	FTM	FTA	PCT.	OFF.	DEF.	TOT.	AST.	PF	DO.	STL.	TO	BLK	PTS	AVG.
91-92	66	769	75	169	.444	7	25	.280	8	22	.364	15	58	73	68	128	0	26	28	3	165	2.5

## GLENN HANSEN - 6-4, 205 - LOUISIANA STATE

YEAR	GP	MIN	FGM	FGA	PCT.	3FG	3FGA	PCT.	FTM	FTA	PCT.	OFF.	DEF.	TOT.	AST.	PF	DO.	STL.	TO	BLK	PTS	AVG.
77-78	2	4	0	2	.000	-	-	-	0	0	-	0	0	0	0	0	0	0	1	0	0	0.0

## REG HARDING - 7-0, 255 - DETROIT EASTERN HS

YEAR	GP	MIN	FGM	FGA	PCT.	3FG	3FGA	PCT.	FTM	FTA	PCT.	OFF.	DEF.	TOT.	AST.	PF	DO.	STL.	TO	BLK	PTS	AVG.
67-68	14	305	27	71	.380	-	-	-	17	33	.515	-	-	94	18	35	0	-	-	-	71	5.1

## RON HARPER - 6-6, 215 - MIAMI (OHIO)

YEAR	GP	MIN	FGM	FGA	PCT.	3FG	3FGA	PCT.	FTM	FTA	PCT.	OFF.	DEF.	TOT.	AST.	PF	DO.	STL.	TO	BLK	PTS	AVG.
94-95	77	1536	209	491	.426	31	110	.282	31	129	.241	51	129	180	157	132	1	97	100	27	530	6.9
95-96	80	1886	234	501	.467	28	104	.269	98	139	.705	74	139	213	208	137	0	105	73	32	594	7.4
96-97	76	1740	177	406	.436	68	188	.362	58	82	.707	46	147	193	191	138	0	86	50	38	480	6.3
97-98	82	2284	293	665	.441	16	84	.190	162	216	.750	107	183	290	241	181	0	108	91	48	764	9.3
98-99	35	1107	147	390	.377	27	85	.318	71	101	.703	49	131	180	115	80	0	60	65	35	392	11.2
<b>TOT</b>	<b>350</b>	<b>8553</b>	<b>1060</b>	<b>2453</b>	<b>.432</b>	<b>170</b>	<b>571</b>	<b>.298</b>	<b>470</b>	<b>669</b>	<b>.703</b>	<b>327</b>	<b>729</b>	<b>1056</b>	<b>912</b>	<b>668</b>	<b>1</b>	<b>456</b>	<b>379</b>	<b>180</b>	<b>2760</b>	<b>7.9</b>

## OTHELLA HARRINGTON - 6-9, 235 - GEORGETOWN

YEAR	GP	MIN	FGM	FGA	PCT.	3FG	3FGA	PCT.	FTM	FTA	PCT.	OFF.	DEF.	TOT.	AST.	PF	DO.	STL.	TO	BLK	PTS	AVG.
04-05	70	1271	217	424	.512	0	0	-	127	177	.718	106	186	292	56	188	2	24	84	18	561	8.0
05-06	72	824	135	273	.495	0	0	-	77	123	.626	54	100	154	39	131	1	7	61	13	347	4.8
<b>TOT</b>	<b>142</b>	<b>2095</b>	<b>352</b>	<b>697</b>	<b>.505</b>	<b>0</b>	<b>0</b>	<b>-</b>	<b>204</b>	<b>300</b>	<b>.680</b>	<b>160</b>	<b>286</b>	<b>446</b>	<b>95</b>	<b>319</b>	<b>3</b>	<b>31</b>	<b>145</b>	<b>31</b>	<b>908</b>	<b>6.4</b>

## CLEM HASKINS - 6-3, 195 - WESTERN KENTUCKY

YEAR	GP	MIN	FGM	FGA	PCT.	3FG	3FGA	PCT.	FTM	FTA	PCT.	OFF.	DEF.	TOT.	AST.	PF	DO.	STL.	TO	BLK	PTS	AVG.
67-68	76	1477	273	650	.420	-	-	-	133	202	.658	-	-	227	165	175	1	-	-	-	679	8.9
68-69	79	2874	537	1275	.421	-	-	-	282	361	.781	-	-	359	306	230	0	-	-	-	1356	17.2
69-70	82	3214	668	1486	.450	-	-	-	332	424	.783	-	-	378	624	237	0	-	-	-	1668	20.3
<b>TOT</b>	<b>237</b>	<b>7565</b>	<b>1478</b>	<b>3411</b>	<b>.433</b>	<b>-</b>	<b>-</b>	<b>-</b>	<b>747</b>	<b>987</b>	<b>.757</b>	<b>-</b>	<b>-</b>	<b>964</b>	<b>1095</b>	<b>642</b>	<b>1</b>	<b>-</b>	<b>-</b>	<b>-</b>	<b>3703</b>	<b>15.6</b>

## TRENTON HASSELL - 6-5, 200 - AUSTIN PEAY

YEAR	GP	MIN	FGM	FGA	PCT.	3FG	3FGA	PCT.	FTM	FTA	PCT.	OFF.	DEF.	TOT.	AST.	PF	DO.	STL.	TO	BLK	PTS	AVG.
01-02	78	2237	267	628	.425	60	165	.364	87	114	.763	65	190	255	172	184	2	55	101	44	681	8.7
02-03	82	1999	144	392	.367	13	40	.325	41	55	.745	37	218	255	151	197	2	45	83	61	342	4.2
<b>TOT</b>	<b>160</b>	<b>4236</b>	<b>411</b>	<b>1020</b>	<b>.403</b>	<b>73</b>	<b>205</b>	<b>.356</b>	<b>128</b>	<b>169</b>	<b>.757</b>	<b>102</b>	<b>408</b>	<b>510</b>	<b>323</b>	<b>381</b>	<b>4</b>	<b>100</b>	<b>184</b>	<b>105</b>	<b>1023</b>	<b>6.4</b>

## HERSEY HAWKINS - 6-3, 200 - BRADLEY

YEAR	GP	MIN	FGM	FGA	PCT.	3FG	3FGA	PCT.	FTM	FTA	PCT.	OFF.	DEF.	TOT.	AST.	PF	DO.	STL.	TO	BLK	PTS	AVG.
99-00	61	1622	159	375	.424	55	141	.390	107	119	.899	31	144	175	134	146	1	74	100	15	480	7.9

## GAR HEARD - 6-7, 220 - OKLAHOMA

YEAR	GP	MIN	FGM	FGA	PCT.	3FG	3FGA	PCT.	FTM	FTA	PCT.	OFF.	DEF.	TOT.	AST.	PF	DO.	STL.	TO	BLK	PTS	AVG.
72-73	78	1535	346	815	.425	-	-	-	115	177	.650	-	-	447	58	167	1	-	-	-	807	10.3

## BILL HEWITT - 6-7, 210 - SOUTHERN CALIFORNIA

YEAR	GP	MIN	FGM	FGA	PCT.	3FG	3FGA	PCT.	FTM	FTA	PCT.	OFF.	DEF.	TOT.	AST.	PF	DO.	STL.	TO	BLK	PTS	AVG.
74-75	18	467	56	129	.434	-	-	-	14	23	.609	30	86	116	24	46	1	9	-	10	126	7.0





### LINDSEY HUNTER - 6-2, 195 - JACKSON STATE

YEAR	GP	MIN	FGM	FGA	PCT.	3FG	3FGA	PCT.	FTM	FTA	PCT.	OFF.	DEF.	TOT.	AST.	PF	DO.	STL.	TO	BLK	PTS	AVG.
08-09	28	266	27	82	.329	16	48	.333	3	5	.600	2	10	12	37	28	0	20	19	1	73	2.6
09-10	13	122	5	30	.167	1	13	.077	2	2	1.000	1	13	14	9	12	0	1	4	0	13	1.0
TOT	41	388	32	112	.286	17	61	.279	5	7	.714	3	23	26	46	40	0	21	23	1	86	2.2

### TRACY JACKSON - 6-6, 215 - NOTRE DAME

YEAR	GP	MIN	FGM	FGA	PCT.	3FG	3FGA	PCT.	FTM	FTA	PCT.	OFF.	DEF.	TOT.	AST.	PF	DO.	STL.	TO	BLK	PTS	AVG.
81-82	38	412	69	146	.473	0	0	-	32	39	.821	28	23	51	22	43	0	11	18	3	170	4.5
82-83	78	1309	199	426	.467	2	13	.154	92	126	.730	87	92	179	105	132	0	64	83	11	492	6.3
TOT	116	1721	268	572	.469	2	13	.154	124	165	.752	115	115	230	127	175	0	75	101	14	662	5.7

### MIKE JAMES - 6-2, 188 - DUQUESNE

YEAR	GP	MIN	FGM	FGA	PCT.	3FG	3FGA	PCT.	FTM	FTA	PCT.	OFF.	DEF.	TOT.	AST.	PF	DO.	STL.	TO	BLK	PTS	AVG.
11-12	11	120	20	49	.408	6	10	.600	7	8	.875	2	8	10	29	20	2	4	14	2	53	4.8

### CHRIS JEFFERIES - 6-8, 230 - FRESNO STATE

YEAR	GP	MIN	FGM	FGA	PCT.	3FG	3FGA	PCT.	FTM	FTA	PCT.	OFF.	DEF.	TOT.	AST.	PF	DO.	STL.	TO	BLK	PTS	AVG.
03-04	19	187	24	66	.364	16	39	.410	12	19	.632	5	23	28	6	36	0	4	18	7	76	4.0

### DAVE JOHNSON - 6-7, 210 - SYRACUSE

YEAR	GP	MIN	FGM	FGA	PCT.	3FG	3FGA	PCT.	FTM	FTA	PCT.	OFF.	DEF.	TOT.	AST.	PF	DO.	STL.	TO	BLK	PTS	AVG.
93-94	17	119	17	54	.315	0	1	.000	13	21	.619	9	7	16	4	7	0	4	9	0	47	2.8

### JAMES JOHNSON - 6-9, 245 - WAKE FOREST

YEAR	GP	MIN	FGM	FGA	PCT.	3FG	3FGA	PCT.	FTM	FTA	PCT.	OFF.	DEF.	TOT.	AST.	PF	DO.	STL.	TO	BLK	PTS	AVG.
09-10	65	757	95	210	.452	15	46	.326	51	70	.729	34	94	128	48	126	3	21	62	43	256	3.9
10-11	13	123	17	41	.415	2	9	.222	6	13	.462	6	18	24	14	25	1	8	18	9	42	3.2
TOT	78	880	112	251	.446	17	55	.309	57	83	.687	40	112	152	62	151	4	29	80	52	298	3.8

### LINTON JOHNSON III - 6-8, 205 - TULANE

YEAR	GP	MIN	FGM	FGA	PCT.	3FG	3FGA	PCT.	FTM	FTA	PCT.	OFF.	DEF.	TOT.	AST.	PF	DO.	STL.	TO	BLK	PTS	AVG.
03-04	41	734	72	203	.355	7	33	.212	22	37	.595	59	124	183	27	90	2	37	37	32	173	4.2
08-09	8	42	4	11	.364	1	2	.500	0	0	-	3	5	8	2	6	0	1	2	0	9	1.1
TOT	49	776	76	214	.355	8	35	.229	22	37	.595	62	129	191	29	96	2	38	39	32	182	3.7

### MICKEY JOHNSON - 6-10, 190 - AURORA

YEAR	GP	MIN	FGM	FGA	PCT.	3FG	3FGA	PCT.	FTM	FTA	PCT.	OFF.	DEF.	TOT.	AST.	PF	DO.	STL.	TO	BLK	PTS	AVG.
74-75	38	291	53	118	.449	-	-	-	37	58	.638	32	62	94	20	57	1	10	-	11	143	3.8
75-76	81	2390	478	1033	.463	-	-	-	283	360	.786	279	479	758	130	292	8	93	-	66	1239	15.3
76-77	81	2847	538	1205	.446	-	-	-	324	407	.796	297	531	828	195	315	10	103	-	64	1400	17.3
77-78	81	2870	561	1215	.462	-	-	-	362	446	.812	218	520	738	267	317	8	92	270	68	1484	18.4
78-79	82	2594	496	1105	.449	-	-	-	273	329	.830	193	434	627	380	286	9	88	312	59	1265	15.3
TOT	363	10992	2126	4676	.455	-	-	-	1279	1600	.799	1019	2026	3045	992	1267	36	386	582	268	5531	15.2

### OLLIE JOHNSON - 6-6, 200 - TEMPLE

YEAR	GP	MIN	FGM	FGA	PCT.	3FG	3FGA	PCT.	FTM	FTA	PCT.	OFF.	DEF.	TOT.	AST.	PF	DO.	STL.	TO	BLK	PTS	AVG.
78-79	71	1734	281	540	.520	-	-	-	88	110	.800	58	169	227	163	182	2	54	114	33	650	9.2
79-80	79	1535	262	527	.497	1	11	.091	82	93	.882	50	113	163	161	165	0	59	96	24	607	7.7
TOT	150	3269	543	1067	.509	1	11	.091	170	203	.837	108	282	390	324	347	2	113	210	57	1257	8.4

### STEVE JOHNSON - 6-10, 235 - OREGON STATE

YEAR	GP	MIN	FGM	FGA	PCT.	3FG	3FGA	PCT.	FTM	FTA	PCT.	OFF.	DEF.	TOT.	AST.	PF	DO.	STL.	TO	BLK	PTS	AVG.
83-84	31	594	113	198	.571	0	0	-	64	110	.582	68	98	166	18	119	8	15	59	21	290	9.4
84-85	74	1659	281	516	.545	0	3	.000	181	252	.718	146	291	437	64	265	7	37	151	62	743	10.0
TOT	105	2253	394	714	.552	0	3	.000	245	362	.677	214	389	603	82	384	15	52	210	83	1033	9.8

### ANTHONY JONES - 6-6, 195 - NEVADA-LAS VEGAS

YEAR	GP	MIN	FGM	FGA	PCT.	3FG	3FGA	PCT.	FTM	FTA	PCT.	OFF.	DEF.	TOT.	AST.	PF	DO.	STL.	TO	BLK	PTS	AVG.
88-89	8	65	5	15	.333	0	1	.000	2	2	1.000	4	4	8	4	7	0	2	1	1	12	1.5

### CALDWELL JONES - 6-11, 230 - ALBANY STATE (GA.)

YEAR	GP	MIN	FGM	FGA	PCT.	3FG	3FGA	PCT.	FTM	FTA	PCT.	OFF.	DEF.	TOT.	AST.	PF	DO.	STL.	TO	BLK	PTS	AVG.
84-85	42	885	53	115	.461	0	2	.000	36	47	.766	49	162	211	34	125	3	12	40	31	142	3.4

### CHARLES JONES - 6-9, 215 - ALBANY STATE (GA.)

YEAR	GP	MIN	FGM	FGA	PCT.	3FG	3FGA	PCT.	FTM	FTA	PCT.	OFF.	DEF.	TOT.	AST.	PF	DO.	STL.	TO	BLK	PTS	AVG.
84-85	3	29	2	4	.500	0	0	-	4	6	.667	2	4	6	1	6	0	0	4	5	8	2.7





# ALL-TIME ROSTER WITH STATISTICS

FRONT OFFICE • BALL OPS • PLAYERS • THE NBA • OPPONENTS • 2011-12 SEASON • RECORDS • PLAYOFFS • HISTORY • COMMUNITY • MEDIA • CONTENTS

## DON KOJIS - 6-3, 215 - MARQUETTE

YEAR	GP	MIN	FGM	FGA	PCT.	3FG	3FGA	PCT.	FTM	FTA	PCT.	OFF.	DEF.	TOT.	AST.	PF	DD.	STL.	TO	BLK	PTS	AVG.
66-67	78	1655	329	773	.426	-	-	-	134	222	.604	-	-	479	70	204	3	-	-	-	792	10.2

## KYLE KORVER - 6-7, 212 - CREIGHTON

YEAR	GP	MIN	FGM	FGA	PCT.	3FG	3FGA	PCT.	FTM	FTA	PCT.	OFF.	DEF.	TOT.	AST.	PF	DD.	STL.	TO	BLK	PTS	AVG.
10-11	82	1649	242	557	.434	120	289	.415	77	87	.885	12	138	150	124	156	0	35	60	20	681	8.3
11-12	65	1469	178	412	.432	118	271	.435	55	66	.833	26	133	159	112	110	0	36	53	15	529	8.1
TOT	147	3118	420	969	.433	238	560	.425	132	153	.863	38	271	309	236	266	0	71	113	35	1210	8.2

## TOM KROPP - 6-3, 205 - NEBRASKA-KEARNEY

YEAR	GP	MIN	FGM	FGA	PCT.	3FG	3FGA	PCT.	FTM	FTA	PCT.	OFF.	DEF.	TOT.	AST.	PF	DD.	STL.	TO	BLK	PTS	AVG.
76-77	53	480	73	152	.480	-	-	-	28	41	.683	21	26	47	39	77	1	18	-	1	174	3.3

## LARRY KRSTKOWIAK - 6-9, 240 - MONTANA

YEAR	GP	MIN	FGM	FGA	PCT.	3FG	3FGA	PCT.	FTM	FTA	PCT.	OFF.	DEF.	TOT.	AST.	PF	DD.	STL.	TO	BLK	PTS	AVG.
94-95	19	287	28	72	.389	0	0	-	27	30	.900	19	40	59	26	34	0	9	25	2	83	4.4

## TONI KUKOC - 6-11, 235 - JUGOPLASTIKA SPLIT (CROATIA)

YEAR	GP	MIN	FGM	FGA	PCT.	3FG	3FGA	PCT.	FTM	FTA	PCT.	OFF.	DEF.	TOT.	AST.	PF	DD.	STL.	TO	BLK	PTS	AVG.
93-94	75	1808	313	726	.431	32	118	.271	156	210	.743	98	199	297	252	122	0	81	167	33	814	10.9
94-95	81	2584	487	967	.504	62	198	.313	235	314	.748	155	285	440	372	163	1	102	165	16	1271	15.7
95-96	81	2103	386	787	.490	87	216	.403	206	267	.772	115	208	323	287	150	0	64	114	28	1065	13.1
96-97	57	1610	285	605	.471	50	151	.331	134	174	.770	94	167	261	256	97	1	60	91	29	754	13.2
97-98	74	2235	383	841	.455	63	174	.362	155	219	.708	121	206	327	314	149	0	76	154	37	984	13.3
98-99	44	1654	315	750	.420	39	137	.285	159	215	.740	65	245	310	235	82	0	49	121	11	828	18.8
99-00	24	868	148	388	.381	18	78	.231	118	155	.761	37	93	130	124	51	0	44	75	19	432	18.0
TOT	436	12862	2317	5064	.458	351	1072	.327	1163	1554	.748	685	1403	2088	1840	814	2	476	887	173	6148	14.1

## MARK LANDSBERGER - 6-8, 225 - ARIZONA STATE

YEAR	GP	MIN	FGM	FGA	PCT.	3FG	3FGA	PCT.	FTM	FTA	PCT.	OFF.	DEF.	TOT.	AST.	PF	DD.	STL.	TO	BLK	PTS	AVG.
77-78	62	926	127	251	.506	-	-	-	91	157	.580	110	191	301	41	78	0	21	69	6	345	5.6
78-79	80	1959	278	585	.475	-	-	-	91	194	.469	292	450	742	68	125	0	27	149	22	647	8.1
79-80	54	1136	183	346	.529	0	0	-	87	166	.524	157	293	450	32	113	1	23	75	17	453	8.4
TOT	196	4021	588	1182	.497	0	0	-	269	517	.520	559	934	1493	141	316	1	71	293	45	1445	7.4

## ANDREW LANG - 6-11, 275 - ARKANSAS

YEAR	GP	MIN	FGM	FGA	PCT.	3FG	3FGA	PCT.	FTM	FTA	PCT.	OFF.	DEF.	TOT.	AST.	PF	DD.	STL.	TO	BLK	PTS	AVG.
98-99	21	386	32	99	.323	0	0	-	16	23	.696	33	60	93	13	43	0	5	17	12	80	3.8

## ACIE LAW - 6-3, 202 - TEXAS A&M

YEAR	GP	MIN	FGM	FGA	PCT.	3FG	3FGA	PCT.	FTM	FTA	PCT.	OFF.	DEF.	TOT.	AST.	PF	DD.	STL.	TO	BLK	PTS	AVG.
09-10	12	135	21	45	.467	4	12	.333	20	27	.741	3	11	14	16	8	0	4	12	0	66	5.5

## RUSTY LARUE - 6-3, 185 - WAKE FOREST

YEAR	GP	MIN	FGM	FGA	PCT.	3FG	3FGA	PCT.	FTM	FTA	PCT.	OFF.	DEF.	TOT.	AST.	PF	DD.	STL.	TO	BLK	PTS	AVG.
97-98	14	140	20	49	.408	4	16	.250	5	8	.625	1	7	8	5	12	0	3	6	1	49	3.5
98-99	43	732	78	217	.359	30	89	.337	17	17	1.000	9	47	56	63	66	0	33	34	3	203	4.7
99-00	4	129	15	43	.349	2	14	.143	5	7	.714	1	9	10	11	9	0	7	7	0	37	9.3
TOT	61	1001	113	309	.366	36	119	.303	27	32	.844	11	63	74	79	87	0	43	47	4	289	4.7

## JOHN LASKOWSKI - 6-6, 190 - INDIANA

YEAR	GP	MIN	FGM	FGA	PCT.	3FG	3FGA	PCT.	FTM	FTA	PCT.	OFF.	DEF.	TOT.	AST.	PF	DD.	STL.	TO	BLK	PTS	AVG.
75-76	71	1570	284	690	.412	-	-	-	87	120	.725	52	167	219	55	90	0	56	-	10	655	9.2
76-77	47	562	75	212	.354	-	-	-	27	30	.900	16	47	63	44	22	0	32	-	2	177	3.8
TOT	118	2132	359	902	.398	-	-	-	114	150	.760	68	214	282	99	112	0	88	-	12	832	7.1

## RONNIE LESTER - 6-2, 175 - IOWA

YEAR	GP	MIN	FGM	FGA	PCT.	3FG	3FGA	PCT.	FTM	FTA	PCT.	OFF.	DEF.	TOT.	AST.	PF	DD.	STL.	TO	BLK	PTS	AVG.
80-81	8	83	10	24	.417	0	0	-	10	11	.909	3	3	6	7	5	0	2	9	0	30	3.8
81-82	75	2252	329	657	.501	4	8	.500	208	256	.813	75	138	213	362	158	2	80	185	14	870	11.6
82-83	65	1437	202	446	.453	0	5	.000	124	171	.725	46	126	172	332	121	2	51	134	6	528	8.1
83-84	43	687	78	188	.415	1	5	.200	75	87	.862	20	26	46	168	59	1	30	72	6	232	5.4
TOT	191	4459	619	1315	.471	5	18	.278	417	525	.794	144	293	437	869	343	5	163	400	26	1660	8.7

## CLIFFORD LETT - 6-3, 170 - FLORIDA

YEAR	GP	MIN	FGM	FGA	PCT.	3FG	3FGA	PCT.	FTM	FTA	PCT.	OFF.	DEF.	TOT.	AST.	PF	DD.	STL.	TO	BLK	PTS	AVG.
89-90	4	28	2	8	.250	0	0	-	0	0	-	0	0	0	1	8	0	0	2	0	4	1.0

## CLIFF LEVINGSTON - 6-8, 225 - WICHITA STATE

YEAR	GP	MIN	FGM	FGA	PCT.	3FG	3FGA	PCT.	FTM	FTA	PCT.	OFF.	DEF.	TOT.	AST.	PF	DD.	STL.	TO	BLK	PTS	AVG.
90-91	78	1013	127	282	.450	1	4	.250	59	91	.648	99	126	225	56	143	0	29	50	43	314	4.0
91-92	79	1020	125	251	.498	1	6	.167	60	96	.625	109	118	227	66	134	0	27	42	45	311	3.9
TOT	157	2033	252	533	.473	2	10	.200	119	187	.636	208	244	452	122	277	0	56	92	88	625	4.0



MEDIA COMMUNITY HISTORY PLAYOFFS RECORDS 2011-12 SEASON OPPONENTS THE NBA PLAYERS BBALL OPS. FRONT OFFICE

## RANDY LIVINGSTON - 6-4, 209 - LOUISIANA STATE

YEAR	GP	MIN	FGM	FGA	PCT.	3FG	3FGA	PCT.	FTM	FTA	PCT.	OFF.	DEF.	TOT.	AST.	PF	DQ.	STL.	TO	BLK	PTS	AVG.	
05-06	5	22	0	2	.000	-	-	-	-	-	-	-	1	3	4	1	6	0	1	1	0	0	0.0

## SCOTT LLOYD - 6-10, 230 - ARIZONA STATE

YEAR	GP	MIN	FGM	FGA	PCT.	3FG	3FGA	PCT.	FTM	FTA	PCT.	OFF.	DEF.	TOT.	AST.	PF	DQ.	STL.	TO	BLK	PTS	AVG.
78-79	67	465	42	120	.350	-	-	-	27	47	.574	48	45	93	32	86	0	9	43	8	111	1.7

## LUC LONGLEY - 7-2, 260 - NEW MEXICO

YEAR	GP	MIN	FGM	FGA	PCT.	3FG	3FGA	PCT.	FTM	FTA	PCT.	OFF.	DEF.	TOT.	AST.	PF	DQ.	STL.	TO	BLK	PTS	AVG.
93-94	27	513	85	176	.483	0	0	-	34	45	.756	42	96	138	63	85	2	10	40	21	204	7.6
94-95	55	1001	135	302	.447	0	2	.000	88	107	.822	82	181	263	73	177	5	24	86	45	358	6.5
95-96	62	1641	242	502	.482	0	0	-	80	103	.777	104	214	318	119	223	4	22	114	84	564	9.1
96-97	59	1472	221	485	.456	0	2	.000	95	120	.792	121	211	332	141	191	5	23	111	66	537	9.1
97-98	58	1703	277	609	.455	0	0	-	109	148	.736	113	228	341	161	206	7	34	130	62	663	11.4
TOT	261	6330	960	2074	.463	0	4	.000	406	523	.776	462	930	1392	557	882	23	113	481	278	2326	8.9

## BOB LOVE - 6-8, 215 - SOUTHERN UNIVERSITY

YEAR	GP	MIN	FGM	FGA	PCT.	3FG	3FGA	PCT.	FTM	FTA	PCT.	OFF.	DEF.	TOT.	AST.	PF	DQ.	STL.	TO	BLK	PTS	AVG.
68-69	35	315	69	166	.416	-	-	-	42	58	.724	-	-	86	14	37	0	-	-	-	180	5.1
69-70	82	3123	640	1373	.466	-	-	-	442	525	.842	-	-	712	148	260	2	-	-	-	1722	21.0
70-71	81	3482	765	1710	.447	-	-	-	513	619	.829	-	-	690	185	259	0	-	-	-	2043	25.2
71-72	79	3108	819	1854	.442	-	-	-	399	509	.784	-	-	518	125	235	2	-	-	-	2037	25.8
72-73	82	3033	774	1794	.431	-	-	-	347	421	.824	-	-	532	119	240	1	-	-	-	1895	23.1
73-74	82	3292	731	1752	.417	-	-	-	323	395	.818	183	309	492	130	221	1	84	-	28	1785	21.8
74-75	61	2401	539	1256	.429	-	-	-	264	318	.830	99	286	385	102	209	3	63	-	12	1342	22.0
75-76	76	2823	543	1391	.390	-	-	-	362	452	.801	191	319	510	145	233	3	63	-	10	1448	19.1
76-77	14	496	68	201	.338	-	-	-	35	46	.761	38	35	73	23	47	1	8	-	2	171	12.2
TOT	592	22073	4948	11497	.430	-	-	-	2727	3343	.816	511	949	3998	9991	1741	13	218	-	52	12623	21.3

## JOHN LUCAS III - 5-11, 165 - OKLAHOMA STATE

YEAR	GP	MIN	FGM	FGA	PCT.	3FG	3FGA	PCT.	FTM	FTA	PCT.	OFF.	DEF.	TOT.	AST.	PF	DQ.	STL.	TO	BLK	PTS	AVG.
10-11	2	10	1	3	.333	0	1	.000	0	2	.000	0	0	0	1	0	0	0	0	0	2	1.0
11-12	49	726	143	358	.399	55	140	.393	28	32	.875	22	54	76	108	42	0	19	42	1	369	7.5
TOT	51	736	144	361	.399	55	141	.390	28	34	.824	22	54	76	109	42	0	19	42	1	371	7.3

## OLIVER MACK - 6-3, 195 - EAST CAROLINA

YEAR	GP	MIN	FGM	FGA	PCT.	3FG	3FGA	PCT.	FTM	FTA	PCT.	OFF.	DEF.	TOT.	AST.	PF	DQ.	STL.	TO	BLK	PTS	AVG.
79-80	23	526	77	149	.517	0	4	.000	23	33	.697	25	24	49	33	34	0	20	26	3	183	8.0
80-81	3	16	1	6	.167	0	0	-	1	2	.500	0	1	1	1	3	0	1	0	0	3	1.0
TOT	26	542	78	155	.503	0	4	.000	24	35	.686	25	25	50	34	37	0	21	26	3	186	7.2

## KYLE MACY - 6-3, 175 - KENTUCKY

YEAR	GP	MIN	FGM	FGA	PCT.	3FG	3FGA	PCT.	FTM	FTA	PCT.	OFF.	DEF.	TOT.	AST.	PF	DQ.	STL.	TO	BLK	PTS	AVG.
85-86	82	2426	285	592	.483	58	140	.414	73	90	.811	41	137	178	446	201	1	81	117	11	703	8.6

## MATT MALONEY - 6-3, 200 - PENNSYLVANIA

YEAR	GP	MIN	FGM	FGA	PCT.	3FG	3FGA	PCT.	FTM	FTA	PCT.	OFF.	DEF.	TOT.	AST.	PF	DQ.	STL.	TO	BLK	PTS	AVG.
99-00	51	1175	114	318	.358	62	174	.356	37	45	.822	10	54	64	138	42	0	32	63	3	327	6.4

## ED MANNING - 6-7, 215 - JACKSON STATE

YEAR	GP	MIN	FGM	FGA	PCT.	3FG	3FGA	PCT.	FTM	FTA	PCT.	OFF.	DEF.	TOT.	AST.	PF	DQ.	STL.	TO	BLK	PTS	AVG.
69-70	38	616	87	255	.341	-	-	-	37	48	.771	-	-	197	34	89	1	-	-	-	211	5.6

## JACK MARIN - 6-6, 200 - DUKE

YEAR	GP	MIN	FGM	FGA	PCT.	3FG	3FGA	PCT.	FTM	FTA	PCT.	OFF.	DEF.	TOT.	AST.	PF	DQ.	STL.	TO	BLK	PTS	AVG.
75-76	67	1631	302	718	.421	-	-	-	134	155	.865	59	153	212	118	134	0	38	-	5	738	11.0
76-77	54	869	167	359	.465	-	-	-	31	39	.795	27	64	91	62	85	0	13	-	6	365	6.8
TOT	121	2500	469	1077	.435	-	-	-	165	194	.851	86	217	303	180	219	0	51	0	11	1103	9.1

## DONYELL MARSHALL - 6-9, 230 - CONNECTICUT

YEAR	GP	MIN	FGM	FGA	PCT.	3FG	3FGA	PCT.	FTM	FTA	PCT.	OFF.	DEF.	TOT.	AST.	PF	DQ.	STL.	TO	BLK	PTS	AVG.
02-03	78	2378	421	918	.459	33	87	.379	167	221	.756	234	465	699	137	234	3	95	135	85	1042	13.4
03-04	16	408	57	136	.419	11	27	.407	14	20	.700	28	71	99	28	47	1	13	22	20	139	8.7
TOT	94	2786	478	1054	.454	44	114	.386	181	241	.751	262	536	798	165	281	4	108	157	105	1181	12.6

## ROGER MASON, JR. - 6-5, 200 - VIRGINIA

YEAR	GP	MIN	FGM	FGA	PCT.	3FG	3FGA	PCT.	FTM	FTA	PCT.	OFF.	DEF.	TOT.	AST.	PF	DQ.	STL.	TO	BLK	PTS	AVG.
02-03	17	113	11	31	.355	6	18	.333	2	2	1.000	2	10	12	12	20	0	4	5	0	30	1.8
03-04	3	43	1	11	.091	1	6	.167	0	0	-	0	3	3	3	5	0	1	2	0	3	1.0
TOT	20	156	12	42	.286	7	24	.292	2	2	1.000	2	13	15	15	25	0	5	7	0	33	1.7





# ALL-TIME ROSTER WITH STATISTICS

## WES MATTHEWS - 6-1, 170 - WISCONSIN

YEAR	GP	MIN	FGM	FGA	PCT.	3FG	3FGA	PCT.	FTM	FTA	PCT.	OFF.	DEF.	TOT.	AST.	PF	DO.	STL.	TO	BLK	PTS	AVG.
84-85	78	1523	191	386	.495	2	16	.125	59	85	.694	16	51	67	354	133	0	73	124	12	443	5.7

## SCOTT MAY - 6-7, 215 - INDIANA

YEAR	GP	MIN	FGM	FGA	PCT.	3FG	3FGA	PCT.	FTM	FTA	PCT.	OFF.	DEF.	TOT.	AST.	PF	DO.	STL.	TO	BLK	PTS	AVG.
76-77	72	2369	431	955	.451	-	-	-	188	227	.828	141	296	437	145	185	2	78	-	17	1050	14.6
77-78	55	1802	280	617	.454	-	-	-	175	216	.810	118	214	332	114	170	4	50	125	6	735	13.4
78-79	37	403	59	136	.434	-	-	-	30	40	.750	14	50	64	39	51	0	22	51	1	148	4.0
79-80	54	1298	264	587	.450	0	4	.000	144	172	.837	78	140	218	104	126	2	45	77	5	672	12.4
80-81	63	815	165	338	.488	0	0	-	113	149	.758	62	93	155	63	83	0	35	71	7	443	7.0
TOT	281	6687	1199	2633	.455	0	4	.000	650	804	.808	413	793	1206	465	615	8	230	324	36	3048	10.8

## PAUL MCCracken - 6-4, 180 - CAL STATE-NORTHRIDGE

YEAR	GP	MIN	FGM	FGA	PCT.	3FG	3FGA	PCT.	FTM	FTA	PCT.	OFF.	DEF.	TOT.	AST.	PF	DO.	STL.	TO	BLK	PTS	AVG.
76-77	9	119	18	47	.383	-	-	-	11	18	.611	6	10	16	14	17	0	6	-	0	47	5.2

## RODNEY MCCRAY - 6-8, 235 - LOUISVILLE

YEAR	GP	MIN	FGM	FGA	PCT.	3FG	3FGA	PCT.	FTM	FTA	PCT.	OFF.	DEF.	TOT.	AST.	PF	DO.	STL.	TO	BLK	PTS	AVG.
92-93	64	1019	92	204	.451	2	5	.400	36	52	.692	53	105	158	81	99	0	12	53	15	222	3.5

## KENNEDY MCINTOSH - 6-7, 225 - EASTERN MICHIGAN

YEAR	GP	MIN	FGM	FGA	PCT.	3FG	3FGA	PCT.	FTM	FTA	PCT.	OFF.	DEF.	TOT.	AST.	PF	DO.	STL.	TO	BLK	PTS	AVG.
71-72	43	405	57	168	.339	-	-	-	21	44	.477	-	-	89	18	41	0	-	-	-	135	3.1
72-73	3	33	3	13	.615	-	-	-	0	2	.000	-	-	9	1	4	0	-	-	-	16	5.3
TOT	46	438	65	181	.359	-	-	-	21	46	.457	0	0	98	19	45	0	-	-	-	151	3.3

## BILLY MCKINNEY - 6-0, 160 - NORTHWESTERN

YEAR	GP	MIN	FGM	FGA	PCT.	3FG	3FGA	PCT.	FTM	FTA	PCT.	OFF.	DEF.	TOT.	AST.	PF	DO.	STL.	TO	BLK	PTS	AVG.
85-86	9	83	10	23	.435	0	0	-	2	2	1.000	1	4	5	13	9	0	3	2	0	22	2.4

## MCCOY MCLEMORE - 6-7, 230 - DRAKE

YEAR	GP	MIN	FGM	FGA	PCT.	3FG	3FGA	PCT.	FTM	FTA	PCT.	OFF.	DEF.	TOT.	AST.	PF	DO.	STL.	TO	BLK	PTS	AVG.
66-67	79	1382	258	670	.385	-	-	-	210	272	.772	-	-	374	62	189	2	-	-	-	726	9.2
67-68	76	2100	374	940	.398	-	-	-	215	276	.779	-	-	430	130	219	4	-	-	-	963	12.7
TOT	155	3482	632	1610	.393	-	-	-	425	548	.776	-	-	804	192	408	6	-	-	-	1689	10.9

## JOHN MENGELT - 6-2, 195 - AUBURN

YEAR	GP	MIN	FGM	FGA	PCT.	3FG	3FGA	PCT.	FTM	FTA	PCT.	OFF.	DEF.	TOT.	AST.	PF	DO.	STL.	TO	BLK	PTS	AVG.
76-77	61	1178	209	458	.456	-	-	-	89	113	.788	29	81	110	114	102	2	37	-	4	507	8.3
77-78	81	1767	325	675	.481	-	-	-	184	238	.773	41	88	129	232	169	0	51	124	4	834	10.3
78-79	75	1705	338	689	.491	-	-	-	150	182	.824	25	93	118	187	148	1	46	120	4	826	11.0
79-80	36	387	90	166	.542	0	6	.000	39	49	.796	3	20	23	38	54	0	10	36	0	219	6.1
TOT	253	5037	962	1988	.484	0	6	.000	462	582	.794	98	282	380	571	473	3	144	280	12	2386	9.4

## RON MERCER - 6-7, 210 - KENTUCKY

YEAR	GP	MIN	FGM	FGA	PCT.	3FG	3FGA	PCT.	FTM	FTA	PCT.	OFF.	DEF.	TOT.	AST.	PF	DO.	STL.	TO	BLK	PTS	AVG.
00-01	61	2535	500	1121	.446	14	46	.304	188	228	.825	72	164	236	201	148	3	78	129	27	1202	19.7
01-02	40	1503	286	717	.399	17	57	.298	84	108	.778	44	111	155	118	86	1	30	79	10	673	16.8
TOT	101	4038	786	1838	.428	31	103	.301	272	336	.810	116	275	391	319	234	4	108	208	37	1875	18.6

## BRAD MILLER - 7-0, 261 - PURDUE

YEAR	GP	MIN	FGM	FGA	PCT.	3FG	3FGA	PCT.	FTM	FTA	PCT.	OFF.	DEF.	TOT.	AST.	PF	DO.	STL.	TO	BLK	PTS	AVG.
00-01	57	1434	168	386	.435	1	5	.200	168	226	.743	144	275	419	107	176	5	33	73	38	505	8.9
01-02	48	1391	208	452	.460	2	4	.500	190	253	.751	176	225	401	101	156	2	52	74	29	608	12.7
08-09	27	746	108	226	.478	3	13	.231	99	116	.853	67	134	201	86	88	2	22	47	12	318	11.8
09-10	82	1950	250	581	.430	37	132	.280	182	220	.827	83	316	399	154	189	1	44	107	29	719	8.8
TOT	214	5521	734	1645	.446	43	154	.279	639	812	.787	470	950	1420	448	609	10	151	301	108	2150	10.0

## ERWIN MUELLER - 6-8, 230 - SAN FRANCISCO

YEAR	GP	MIN	FGM	FGA	PCT.	3FG	3FGA	PCT.	FTM	FTA	PCT.	OFF.	DEF.	TOT.	AST.	PF	DO.	STL.	TO	BLK	PTS	AVG.
66-67	80	2136	422	957	.441	-	-	-	171	260	.658	-	-	497	131	223	2	-	-	-	1015	12.7
67-68	35	815	91	235	.387	-	-	-	46	82	.561	-	-	167	76	78	1	-	-	-	228	6.5
68-69	52	872	75	224	.335	-	-	-	46	90	.511	-	-	193	124	98	1	-	-	-	196	3.8
TOT	167	3823	588	1416	.415	-	-	-	263	432	.609	-	-	857	331	399	4	-	-	-	1439	8.6

## RONALD "FLIP" MURRAY - 6-3, 200 - SHAW

YEAR	GP	MIN	FGM	FGA	PCT.	3FG	3FGA	PCT.	FTM	FTA	PCT.	OFF.	DEF.	TOT.	AST.	PF	DO.	STL.	TO	BLK	PTS	AVG.
09-10	29	680	108	272	.397	28	90	.311	48	63	.762	13	72	85	51	49	0	18	26	4	292	10.1



## PETE MYERS - 6-6, 190 - ARKANSAS-LITTLE ROCK

YEAR	GP	MIN	FGM	FGA	PCT.	3FG	3FGA	PCT.	FTM	FTA	PCT.	OFF.	DEF.	TOT.	AST.	PF	DO.	STL.	TO	BLK	PTS	AVG.
86-87	29	155	19	52	.365	0	6	.000	28	43	.651	8	9	17	21	25	0	14	10	2	66	2.3
93-94	82	2030	253	556	.455	8	29	.276	136	194	.701	54	127	181	245	195	1	78	136	20	650	7.9
94-95	71	1270	119	287	.415	10	39	.256	70	114	.614	57	82	139	148	125	1	58	88	15	318	4.5
<b>TOT</b>	<b>182</b>	<b>3455</b>	<b>391</b>	<b>895</b>	<b>.437</b>	<b>18</b>	<b>74</b>	<b>.243</b>	<b>234</b>	<b>351</b>	<b>.667</b>	<b>119</b>	<b>218</b>	<b>337</b>	<b>414</b>	<b>345</b>	<b>2</b>	<b>150</b>	<b>234</b>	<b>37</b>	<b>1034</b>	<b>5.7</b>

## ED NEALY - 6-7, 240 - KANSAS STATE

YEAR	GP	MIN	FGM	FGA	PCT.	3FG	3FGA	PCT.	FTM	FTA	PCT.	OFF.	DEF.	TOT.	AST.	PF	DO.	STL.	TO	BLK	PTS	AVG.
88-89	13	94	5	7	.714	0	0	-	1	2	.500	4	19	23	6	23	0	3	1	1	11	0.8
89-90	46	503	37	70	.529	0	2	.000	30	41	.732	46	92	138	28	67	0	16	17	4	104	2.3
92-93	11	79	10	23	.435	1	5	.200	2	2	1.000	4	12	16	2	6	0	3	2	1	23	2.1
<b>TOT</b>	<b>70</b>	<b>676</b>	<b>52</b>	<b>100</b>	<b>.520</b>	<b>1</b>	<b>7</b>	<b>.143</b>	<b>33</b>	<b>45</b>	<b>.733</b>	<b>54</b>	<b>123</b>	<b>177</b>	<b>36</b>	<b>96</b>	<b>0</b>	<b>22</b>	<b>20</b>	<b>6</b>	<b>138</b>	<b>2.0</b>

## CHUCK NEVITT - 7-5, 250 - NORTH CAROLINA STATE

YEAR	GP	MIN	FGM	FGA	PCT.	3FG	3FGA	PCT.	FTM	FTA	PCT.	OFF.	DEF.	TOT.	AST.	PF	DO.	STL.	TO	BLK	PTS	AVG.
91-92	4	9	1	3	.333	0	0	-	0	0	-	0	1	1	1	2	0	0	3	0	2	0.5

## DAVE NEWMARK - 7-0, 250 - COLUMBIA

YEAR	GP	MIN	FGM	FGA	PCT.	3FG	3FGA	PCT.	FTM	FTA	PCT.	OFF.	DEF.	TOT.	AST.	PF	DO.	STL.	TO	BLK	PTS	AVG.
68-69	81	1159	185	475	.389	-	-	-	86	139	.619	-	-	347	58	205	7	-	-	-	456	5.6

## DEMETRIS NICHOLS - 6-8, 216 - SYRACUSE

YEAR	GP	MIN	FGM	FGA	PCT.	3FG	3FGA	PCT.	FTM	FTA	PCT.	OFF.	DEF.	TOT.	AST.	PF	DO.	STL.	TO	BLK	PTS	AVG.
07-08	11	30	5	15	.333	3	10	.300	0	0	-	0	4	4	1	4	0	0	2	3	13	1.2
08-09	2	5	1	4	.250	0	1	.000	0	0	-	0	0	0	1	1	0	0	0	0	2	1.0
<b>TOT</b>	<b>13</b>	<b>35</b>	<b>6</b>	<b>19</b>	<b>.316</b>	<b>3</b>	<b>11</b>	<b>.273</b>	<b>0</b>	<b>0</b>	<b>-</b>	<b>0</b>	<b>4</b>	<b>4</b>	<b>2</b>	<b>5</b>	<b>0</b>	<b>2</b>	<b>3</b>	<b>15</b>	<b>1.2</b>	

## JOAKIM NOAH - 6-11, 232 - FLORIDA

YEAR	GP	MIN	FGM	FGA	PCT.	3FG	3FGA	PCT.	FTM	FTA	PCT.	OFF.	DEF.	TOT.	AST.	PF	DO.	STL.	TO	BLK	PTS	AVG.
07-08	74	1534	177	367	.482	0	1	.000	134	194	.691	174	242	416	84	173	0	68	89	64	488	6.6
08-09	80	1938	207	372	.556	0	1	.000	123	182	.676	244	362	606	106	238	6	49	82	110	537	6.7
09-10	64	1925	262	520	.504	0	0	-	163	219	.744	220	485	705	132	198	1	32	117	100	687	10.7
10-11	48	1576	211	402	.525	0	1	.000	139	188	.739	182	316	498	107	156	2	48	90	72	561	11.7
11-12	64	1945	249	490	.508	0	1	.000	154	206	.748	242	387	629	160	162	1	41	92	92	652	10.2
<b>TOT</b>	<b>330</b>	<b>8918</b>	<b>1106</b>	<b>2151</b>	<b>.514</b>	<b>0</b>	<b>3</b>	<b>.000</b>	<b>713</b>	<b>989</b>	<b>.721</b>	<b>1062</b>	<b>1792</b>	<b>2854</b>	<b>589</b>	<b>927</b>	<b>10</b>	<b>238</b>	<b>470</b>	<b>438</b>	<b>2925</b>	<b>8.9</b>

## ANDRÉS NOCIÓN - 6-7, 225 - ARGENTINA

YEAR	GP	MIN	FGM	FGA	PCT.	3FG	3FGA	PCT.	FTM	FTA	PCT.	OFF.	DEF.	TOT.	AST.	PF	DO.	STL.	TO	BLK	PTS	AVG.
04-05	81	1892	241	601	.401	25	97	.258	170	222	.766	69	317	386	122	208	3	37	135	34	677	8.4
05-06	82	2239	383	831	.461	93	238	.391	204	242	.843	89	411	500	117	252	3	40	120	52	1063	13.0
06-07	53	1406	273	584	.467	80	209	.383	123	145	.848	42	259	301	57	164	3	27	104	24	749	14.1
07-08	82	2021	379	877	.432	126	346	.364	196	243	.807	48	294	342	95	245	3	25	133	43	1080	13.2
08-09	53	1278	186	449	.414	79	209	.378	100	124	.806	34	188	222	60	176	4	26	73	16	551	10.4
<b>TOT</b>	<b>351</b>	<b>8837</b>	<b>1462</b>	<b>3342</b>	<b>.437</b>	<b>403</b>	<b>1099</b>	<b>.367</b>	<b>793</b>	<b>976</b>	<b>.813</b>	<b>282</b>	<b>1469</b>	<b>1751</b>	<b>451</b>	<b>1045</b>	<b>16</b>	<b>155</b>	<b>565</b>	<b>169</b>	<b>4120</b>	<b>11.7</b>

## CHARLES OAKLEY - 6-9, 245 - VIRGINIA UNION

YEAR	GP	MIN	FGM	FGA	PCT.	3FG	3FGA	PCT.	FTM	FTA	PCT.	OFF.	DEF.	TOT.	AST.	PF	DO.	STL.	TO	BLK	PTS	AVG.
85-86	77	1772	281	541	.519	0	3	.000	178	269	.662	255	409	664	133	250	9	68	175	30	740	9.6
86-87	82	2980	468	1052	.445	11	30	.367	245	357	.686	299	775	1074	296	315	4	85	299	36	1192	14.5
87-88	82	2816	375	776	.483	3	12	.250	261	359	.727	326	740	1066	248	272	2	68	241	28	1014	12.4
01-02	57	1382	97	263	.369	1	6	.167	21	28	.750	72	271	343	114	175	2	49	87	11	216	3.8
<b>TOT</b>	<b>298</b>	<b>8950</b>	<b>1221</b>	<b>2632</b>	<b>.464</b>	<b>15</b>	<b>51</b>	<b>.294</b>	<b>705</b>	<b>1013</b>	<b>.696</b>	<b>952</b>	<b>2195</b>	<b>3147</b>	<b>791</b>	<b>1012</b>	<b>17</b>	<b>270</b>	<b>802</b>	<b>105</b>	<b>3162</b>	<b>10.6</b>

## MARK OLBERDING - 6-8, 230 - MINNESOTA

YEAR	GP	MIN	FGM	FGA	PCT.	3FG	3FGA	PCT.	FTM	FTA	PCT.	OFF.	DEF.	TOT.	AST.	PF	DO.	STL.	TO	BLK	PTS	AVG.
82-83	80	1817	251	522	.481	2	12	.167	194	248	.782	108	250	358	131	246	3	50	152	9	698	8.7

## JAWAAN OLDHAM - 7-0, 220 - SEATTLE

YEAR	GP	MIN	FGM	FGA	PCT.	3FG	3FGA	PCT.	FTM	FTA	PCT.	OFF.	DEF.	TOT.	AST.	PF	DO.	STL.	TO	BLK	PTS	AVG.
82-83	16	171	31	58	.534	0	0	-	12	22	.545	18	29	47	5	30	1	5	13	13	74	4.6
83-84	64	870	110	218	.505	0	0	-	39	66	.591	75	158	233	33	139	2	15	83	76	259	4.0
84-85	63	993	89	192	.464	0	1	.000	34	50	.680	79	157	236	31	166	3	11	58	127	212	3.4
85-86	52	1276	167	323	.517	0	1	.000	53	91	.582	112	194	306	37	206	6	28	86	134	387	7.4
<b>TOT</b>	<b>195</b>	<b>3310</b>	<b>397</b>	<b>791</b>	<b>.502</b>	<b>0</b>	<b>2</b>	<b>.000</b>	<b>138</b>	<b>229</b>	<b>.603</b>	<b>284</b>	<b>538</b>	<b>822</b>	<b>106</b>	<b>541</b>	<b>12</b>	<b>59</b>	<b>240</b>	<b>350</b>	<b>932</b>	<b>4.8</b>

## KEVIN OLLIE - 6-2, 195 - CONNECTICUT

YEAR	GP	MIN	FGM	FGA	PCT.	3FG	3FGA	PCT.	FTM	FTA	PCT.	OFF.	DEF.	TOT.	AST.	PF	DO.	STL.	TO	BLK	PTS	AVG.
01-02	52	1146	97	253	.383	1	2	.500	109	130	.838	18	110	128	193	64	1	36	80	1	304	5.8





FRONT OFFICE PLAYERS BBALL OPS. THE NBA RECORDS 2011-12 SEASON OPPONENTS PLAYOFFS HISTORY COMMUNITY

## CLIFF PONDEXTER - 6-9, 235 - LONG BEACH STATE

YEAR	GP	MIN	FGM	FGA	PCT.	3FG	3FGA	PCT.	FTM	FTA	PCT.	OFF.	DEF.	TOT.	AST.	PF	DO.	STL.	TO	BLK	PTS	AVG.
75-76	75	1326	156	380	.411	-	-	-	122	182	.670	113	268	381	90	134	4	28	-	26	434	5.8
76-77	78	996	107	257	.416	-	-	-	42	65	.646	77	159	236	41	82	0	34	-	11	256	3.3
77-78	44	534	37	85	.435	-	-	-	14	20	.700	36	94	130	87	66	0	19	30	15	88	2.0
TOT	197	2856	300	722	.416	-	-	-	178	267	.667	226	521	747	218	282	4	81	30	52	778	3.9

## BEN POQUETTE - 6-9, 235 - CENTRAL MICHIGAN

YEAR	GP	MIN	FGM	FGA	PCT.	3FG	3FGA	PCT.	FTM	FTA	PCT.	OFF.	DEF.	TOT.	AST.	PF	DO.	STL.	TO	BLK	PTS	AVG.
86-87	21	167	21	40	.525	0	1	.000	9	11	.818	10	14	24	7	26	0	3	4	12	51	2.4

## HOWARD PORTER - 6-8, 220 - VILLANOVA

YEAR	GP	MIN	FGM	FGA	PCT.	3FG	3FGA	PCT.	FTM	FTA	PCT.	OFF.	DEF.	TOT.	AST.	PF	DO.	STL.	TO	BLK	PTS	AVG.
71-72	67	730	171	403	.424	-	-	-	59	77	.766	-	-	183	24	88	0	-	-	-	401	6.0
72-73	43	407	98	217	.452	-	-	-	22	29	.759	-	-	118	16	52	1	-	-	-	218	5.1
73-74	73	1229	296	658	.450	-	-	-	92	115	.800	86	199	285	32	116	0	23	-	39	684	9.4
TOT	183	2366	565	1278	.442	-	-	-	173	221	.783	86	199	586	72	256	1	23	-	39	1303	7.1

## DOMINIC PRESSLEY - 6-2, 175 - BOSTON COLLEGE

YEAR	GP	MIN	FGM	FGA	PCT.	3FG	3FGA	PCT.	FTM	FTA	PCT.	OFF.	DEF.	TOT.	AST.	PF	DO.	STL.	TO	BLK	PTS	AVG.
88-89	3	17	1	6	.167	0	2	.000	0	0	0	0	1	1	4	2	0	0	0	0	2	0.7

## MARK RANDALL - 6-9, 235 - KANSAS

YEAR	GP	MIN	FGM	FGA	PCT.	3FG	3FGA	PCT.	FTM	FTA	PCT.	OFF.	DEF.	TOT.	AST.	PF	DO.	STL.	TO	BLK	PTS	AVG.
91-92	15	67	10	22	.455	0	2	.000	6	8	.750	4	5	9	7	8	0	0	6	0	26	1.7

## CLIFFORD RAY - 6-9, 235 - OKLAHOMA

YEAR	GP	MIN	FGM	FGA	PCT.	3FG	3FGA	PCT.	FTM	FTA	PCT.	OFF.	DEF.	TOT.	AST.	PF	DO.	STL.	TO	BLK	PTS	AVG.
71-72	82	1872	222	445	.499	-	-	-	134	218	.615	-	-	869	254	296	5	-	-	-	578	7.0
72-73	73	2009	254	516	.492	-	-	-	117	189	.619	-	-	797	271	232	5	-	-	-	625	8.6
73-74	80	2632	313	612	.511	-	-	-	121	199	.608	285	692	977	246	281	5	58	-	173	747	9.3
TOT	235	6513	789	1573	.502	-	-	-	372	606	.614	285	692	2643	771	809	15	58	-	173	1950	8.3

## KHALID REEVES - 6-3, 201 - ARIZONA

YEAR	GP	MIN	FGM	FGA	PCT.	3FG	3FGA	PCT.	FTM	FTA	PCT.	OFF.	DEF.	TOT.	AST.	PF	DO.	STL.	TO	BLK	PTS	AVG.
99-00	3	48	3	12	.250	0	3	.000	5	5	1.000	2	2	4	13	8	0	2	6	0	11	3.7

## JARED REINER - 6-11, 255 - IOWA

YEAR	GP	MIN	FGM	FGA	PCT.	3FG	3FGA	PCT.	FTM	FTA	PCT.	OFF.	DEF.	TOT.	AST.	PF	DO.	STL.	TO	BLK	PTS	AVG.
04-05	19	132	10	30	.333	0	0	-	1	4	.250	13	25	38	1	35	0	3	9	7	21	1.1

## CHRIS RICHARD - 6-9, 256 - FLORIDA

YEAR	GP	MIN	FGM	FGA	PCT.	3FG	3FGA	PCT.	FTM	FTA	PCT.	OFF.	DEF.	TOT.	AST.	PF	DO.	STL.	TO	BLK	PTS	AVG.
09-10	18	224	15	29	.517	0	0	-	7	11	.636	19	40	59	7	50	2	8	14	4	37	2.1

## NORM RICHARDSON - 6-5, 200 - HOFSTRA

YEAR	GP	MIN	FGM	FGA	PCT.	3FG	3FGA	PCT.	FTM	FTA	PCT.	OFF.	DEF.	TOT.	AST.	PF	DO.	STL.	TO	BLK	PTS	AVG.
01-02	8	63	10	23	.435	4	8	.500	6	9	.667	2	5	7	1	5	0	0	3	0	30	3.8

## ANTHONY ROBERSON - 6-2, 195 - FLORIDA

YEAR	GP	MIN	FGM	FGA	PCT.	3FG	3FGA	PCT.	FTM	FTA	PCT.	OFF.	DEF.	TOT.	AST.	PF	DO.	STL.	TO	BLK	PTS	AVG.
08-09	6	23	5	17	.294	2	10	.200	0	0	-	2	5	7	1	0	0	0	1	0	12	2.0

## EDDIE ROBINSON - 6-9, 210 - CENTRAL OKLAHOMA

YEAR	GP	MIN	FGM	FGA	PCT.	3FG	3FGA	PCT.	FTM	FTA	PCT.	OFF.	DEF.	TOT.	AST.	PF	DO.	STL.	TO	BLK	PTS	AVG.
01-02	29	653	112	247	.453	2	5	.400	36	48	.750	24	54	78	37	35	0	23	36	11	262	9.0
02-03	64	1355	155	315	.492	3	14	.214	51	63	.810	76	124	200	66	120	2	62	52	13	364	5.7
03-04	51	1024	157	326	.482	1	5	.200	28	43	.651	27	77	104	58	57	1	33	45	10	343	6.7
TOT	144	3032	424	888	.478	6	24	.250	115	154	.747	127	255	382	161	212	3	118	133	34	969	6.7

## FLYNN ROBINSON - 6-1, 190 - WYOMING

YEAR	GP	MIN	FGM	FGA	PCT.	3FG	3FGA	PCT.	FTM	FTA	PCT.	OFF.	DEF.	TOT.	AST.	PF	DO.	STL.	TO	BLK	PTS	AVG.
67-68	73	2030	441	1000	.441	-	-	-	285	344	.828	-	-	268	214	180	1	-	-	-	1167	16.1
68-69	18	550	124	293	.423	-	-	-	95	114	.833	-	-	69	57	52	1	-	-	-	343	19.0
TOT	91	2580	565	1293	.437	-	-	-	380	458	.830	0	0	337	271	232	2	-	-	-	1510	16.6

## JACKIE ROBINSON - 6-6, 210 - NEVADA-LAS VEGAS

YEAR	GP	MIN	FGM	FGA	PCT.	3FG	3FGA	PCT.	FTM	FTA	PCT.	OFF.	DEF.	TOT.	AST.	PF	DO.	STL.	TO	BLK	PTS	AVG.
81-82	3	29	3	9	.333	0	0	-	4	4	1.000	3	0	3	0	1	0	0	1	0	10	3.3

## GUY RODGERS - 6-0, 185 - TEMPLE

YEAR	GP	MIN	FGM	FGA	PCT.	3FG	3FGA	PCT.	FTM	FTA	PCT.	OFF.	DEF.	TOT.	AST.	PF	DO.	STL.	TO	BLK	PTS	AVG.
66-67	81	3063	538	1377	.391	-	-	-	383	475	.806	-	-	346	908	243	1	-	-	-	1459	18.0
67-68	4	129	16	54	.296	-	-	-	9	11	.818	-	-	14	28	11	0	-	-	-	41	10.3
TOT	85	3192	554	1431	.387	-	-	-	392	486	.807	-	-	360	936	254	1	-	-	-	1500	17.6



# ALL-TIME ROSTER WITH STATISTICS

FRONT OFFICE  
BBALL OPS  
PLAYERS: THE NBA  
OPPONENTS  
2011-12 SEASON  
RECORDS  
PLAYOFFS  
HISTORY  
COMMUNITY  
MEDIA  
CONTENTS

## DENNIS RODMAN - 6-8, 220 - SOUTHEASTERN OKLAHOMA STATE

YEAR	GP	MIN	FGM	FGA	PCT.	3FG	3FGA	PCT.	FTM	FTA	PCT.	OFF.	DEF.	TOT.	AST.	PF	DQ.	STL.	TO	BLK	PTS	AVG.
95-96	64	2088	146	304	.480	3	27	.111	56	106	.528	356	596	952	160	196	1	36	138	27	351	5.5
96-97	55	1947	128	286	.448	5	19	.263	50	88	.568	320	563	883	170	172	1	32	111	19	311	5.7
97-98	80	2856	155	360	.431	4	23	.174	61	111	.550	421	780	1201	230	238	2	47	147	18	375	4.7
TOT	199	6891	429	950	.452	12	69	.174	167	305	.548	1097	1939	3036	560	606	4	115	396	64	1037	5.2

## DERRICK ROSE - 6-3, 190 - MEMPHIS

YEAR	GP	MIN	FGM	FGA	PCT.	3FG	3FGA	PCT.	FTM	FTA	PCT.	OFF.	DEF.	TOT.	AST.	PF	DQ.	STL.	TO	BLK	PTS	AVG.
08-09	81	3000	574	1208	.475	16	72	.222	197	250	.788	96	221	317	512	125	1	66	202	18	1361	16.8
09-10	78	2871	672	1373	.489	16	60	.267	259	338	.766	65	228	293	469	96	1	57	217	27	1619	20.8
10-11	81	3026	711	1597	.445	128	385	.332	476	555	.858	81	249	330	623	136	2	85	278	51	2026	25.0
11-12	39	1375	302	695	.435	54	173	.312	194	239	.812	26	105	131	307	52	0	35	119	28	852	21.8
TOT	279	10272	2259	4873	.464	214	690	.310	1126	1382	.815	268	803	1071	1911	409	4	243	816	124	5858	21.0

## JALEN ROSE - 6-8, 217 - MICHIGAN

YEAR	GP	MIN	FGM	FGA	PCT.	3FG	3FGA	PCT.	FTM	FTA	PCT.	OFF.	DEF.	TOT.	AST.	PF	DQ.	STL.	TO	BLK	PTS	AVG.
01-02	30	1216	276	587	.470	37	100	.370	125	149	.839	14	110	124	158	103	1	33	96	16	714	23.8
02-03	82	3351	642	1583	.406	133	359	.370	399	467	.854	68	283	351	395	271	2	72	285	23	1816	22.1
03-04	16	529	75	200	.375	23	54	.426	39	51	.765	7	57	64	56	45	0	12	37	4	212	13.3
TOT	128	5096	993	2370	.419	193	513	.376	563	667	.844	89	450	539	609	419	3	117	418	43	2742	21.4

## MICHAEL RUFFIN - 6-8, 248 - TULSA

YEAR	GP	MIN	FGM	FGA	PCT.	3FG	3FGA	PCT.	FTM	FTA	PCT.	OFF.	DEF.	TOT.	AST.	PF	DQ.	STL.	TO	BLK	PTS	AVG.
99-00	71	975	58	138	.420	0	0	-	43	88	.489	117	133	250	44	170	1	26	59	26	159	2.2
00-01	45	879	40	90	.444	0	0	-	39	77	.506	101	161	262	39	131	2	30	46	38	119	2.6
TOT	116	1854	98	228	.430	0	0	-	82	165	.497	218	294	512	83	301	3	56	105	64	278	2.4

## PAUL RUFFNER - 6-10, 225 - BRIGHAM YOUNG

YEAR	GP	MIN	FGM	FGA	PCT.	3FG	3FGA	PCT.	FTM	FTA	PCT.	OFF.	DEF.	TOT.	AST.	PF	DQ.	STL.	TO	BLK	PTS	AVG.
70-71	10	60	15	35	.429	-	-	-	4	8	.500	-	-	16	2	10	0	-	-	-	34	3.4

## CAZZIE RUSSELL - 6-5, 220 - MICHIGAN

YEAR	GP	MIN	FGM	FGA	PCT.	3FG	3FGA	PCT.	FTM	FTA	PCT.	OFF.	DEF.	TOT.	AST.	PF	DQ.	STL.	TO	BLK	PTS	AVG.
77-78	36	789	133	304	.438	-	-	-	49	57	.860	31	52	83	61	63	1	19	35	4	315	8.8

## FRANK RUSSELL - 6-3, 180 - DETROIT MERCY

YEAR	GP	MIN	FGM	FGA	PCT.	3FG	3FGA	PCT.	FTM	FTA	PCT.	OFF.	DEF.	TOT.	AST.	PF	DQ.	STL.	TO	BLK	PTS	AVG.
72-73	23	131	29	77	.377	-	-	-	16	18	.889	-	-	17	15	12	0	-	-	-	74	3.2

## JOHN SALLEY - 6-11, 255 - GEORGIA TECH

YEAR	GP	MIN	FGM	FGA	PCT.	3FG	3FGA	PCT.	FTM	FTA	PCT.	OFF.	DEF.	TOT.	AST.	PF	DQ.	STL.	TO	BLK	PTS	AVG.
95-96	17	191	12	35	.343	0	0	-	12	20	.600	20	23	43	15	38	0	8	16	15	36	2.1

## JOHN SALMONS - 6-6, 207 - MIAMI

YEAR	GP	MIN	FGM	FGA	PCT.	3FG	3FGA	PCT.	FTM	FTA	PCT.	OFF.	DEF.	TOT.	AST.	PF	DQ.	STL.	TO	BLK	PTS	AVG.
08-09	26	979	165	349	.473	49	118	.415	97	115	.843	16	96	112	53	60	0	25	43	15	476	18.3
09-10	51	1695	230	548	.420	73	192	.380	116	147	.789	18	156	174	125	101	0	65	70	22	649	12.7
TOT	77	2674	395	897	.440	122	310	.394	213	262	.813	34	252	286	178	161	0	90	113	37	1125	14.6

## JEFF SANDERS - 6-8, 240 - GEORGIA SOUTHERN

YEAR	GP	MIN	FGM	FGA	PCT.	3FG	3FGA	PCT.	FTM	FTA	PCT.	OFF.	DEF.	TOT.	AST.	PF	DQ.	STL.	TO	BLK	PTS	AVG.
89-90	31	182	13	40	.325	0	0	-	2	4	.500	17	22	39	9	27	0	4	15	4	28	0.9

## BRIAN SCALABRINE - 6-9, 235 - SOUTHERN CALIFORNIA

YEAR	GP	MIN	FGM	FGA	PCT.	3FG	3FGA	PCT.	FTM	FTA	PCT.	OFF.	DEF.	TOT.	AST.	PF	DQ.	STL.	TO	BLK	PTS	AVG.
10-11	18	88	10	19	.526	0	5	.000	0	0	-	1	7	8	6	18	0	3	5	4	20	1.1
11-12	28	122	14	30	.467	1	7	.143	3	6	.500	8	13	21	15	9	0	5	9	6	32	1.1
TOT	46	210	24	49	.490	1	12	.083	3	6	.500	9	20	29	21	27	0	8	14	10	52	1.1

## DAVE SCHELLHASE - 6-3, 205 - PURDUE

YEAR	GP	MIN	FGM	FGA	PCT.	3FG	3FGA	PCT.	FTM	FTA	PCT.	OFF.	DEF.	TOT.	AST.	PF	DQ.	STL.	TO	BLK	PTS	AVG.
66-67	31	212	40	111	.360	-	-	-	14	22	.636	-	-	29	23	27	0	-	-	-	94	3.0
67-68	42	301	47	138	.341	-	-	-	20	38	.526	-	-	47	37	43	0	-	-	-	114	2.7
TOT	73	513	87	249	.349	-	-	-	34	60	.567	-	-	76	60	70	0	-	-	-	208	2.8

## LUKE SCHENSCHER - 7-1, 265 - GEORGIA TECH

YEAR	GP	MIN	FGM	FGA	PCT.	3FG	3FGA	PCT.	FTM	FTA	PCT.	OFF.	DEF.	TOT.	AST.	PF	DQ.	STL.	TO	BLK	PTS	AVG.
05-06	20	149	16	26	.615	0	0	-	4	13	.308	8	21	29	7	21	0	1	5	3	36	1.8





## RICKY SOBERS - 6-3, 200 - NEVADA-LAS VEGAS

YEAR	GP	MIN	FGM	FGA	PCT.	3FG	3FGA	PCT.	FTM	FTA	PCT.	OFF.	DEF.	TOT.	AST.	PF	DO.	STL.	TO	BLK	PTS	AVG.
79-80	82	2673	470	1002	.469	21	68	.309	200	239	.837	75	167	242	426	294	4	136	282	17	1161	14.2
80-81	71	1803	355	769	.462	17	66	.258	231	247	.935	46	98	144	284	225	3	98	206	17	958	13.5
81-82	80	1938	363	801	.453	19	76	.250	195	254	.768	37	105	142	301	238	6	73	217	18	940	11.8
<b>TOT</b>	<b>233</b>	<b>6414</b>	<b>1188</b>	<b>2572</b>	<b>.462</b>	<b>57</b>	<b>210</b>	<b>.271</b>	<b>626</b>	<b>740</b>	<b>.846</b>	<b>158</b>	<b>370</b>	<b>528</b>	<b>1011</b>	<b>757</b>	<b>13</b>	<b>307</b>	<b>705</b>	<b>52</b>	<b>3059</b>	<b>13.1</b>

## DARIUS SONGAILA - 6-8, 240 - WAKE FOREST

YEAR	GP	MIN	FGM	FGA	PCT.	3FG	3FGA	PCT.	FTM	FTA	PCT.	OFF.	DEF.	TOT.	AST.	PF	DO.	STL.	TO	BLK	PTS	AVG.
05-06	62	1329	236	491	.481	2	5	.400	94	115	.817	76	170	246	88	157	2	35	85	16	568	9.2

## RORY SPARROW - 6-2, 175 - VILLANOVA

YEAR	GP	MIN	FGM	FGA	PCT.	3FG	3FGA	PCT.	FTM	FTA	PCT.	OFF.	DEF.	TOT.	AST.	PF	DO.	STL.	TO	BLK	PTS	AVG.
87-88	55	992	112	274	.409	2	12	.167	24	33	.727	14	56	70	162	72	1	37	52	3	250	4.5
91-92	4	18	1	8	.125	1	2	.500	0	0	-	0	1	4	2	0	0	2	0	0	3	0.8
<b>TOT</b>	<b>59</b>	<b>1010</b>	<b>113</b>	<b>282</b>	<b>.401</b>	<b>3</b>	<b>14</b>	<b>.214</b>	<b>24</b>	<b>33</b>	<b>.727</b>	<b>14</b>	<b>57</b>	<b>71</b>	<b>166</b>	<b>74</b>	<b>1</b>	<b>37</b>	<b>54</b>	<b>3</b>	<b>253</b>	<b>4.3</b>

## CRAIG SPITZER - 7-0, 225 - TULANE

YEAR	GP	MIN	FGM	FGA	PCT.	3FG	3FGA	PCT.	FTM	FTA	PCT.	OFF.	DEF.	TOT.	AST.	PF	DO.	STL.	TO	BLK	PTS	AVG.
67-68	10	44	8	21	.381	-	-	-	2	3	.667	-	-	24	0	4	0	-	-	-	18	1.8

## LARRY SPRIGGS - 6-7, 230 - HOWARD

YEAR	GP	MIN	FGM	FGA	PCT.	3FG	3FGA	PCT.	FTM	FTA	PCT.	OFF.	DEF.	TOT.	AST.	PF	DO.	STL.	TO	BLK	PTS	AVG.
82-83	9	39	8	20	.400	0	0	-	5	7	.714	2	7	7	3	3	0	1	2	2	21	2.3

## JOHN STARKS - 6-5, 185 - OKLAHOMA STATE

YEAR	GP	MIN	FGM	FGA	PCT.	3FG	3FGA	PCT.	FTM	FTA	PCT.	OFF.	DEF.	TOT.	AST.	PF	DO.	STL.	TO	BLK	PTS	AVG.
99-00	4	82	11	34	.324	3	10	.300	5	5	1.000	0	10	10	11	9	0	7	7	0	37	7.5

## KEITH STARR - 6-7, 195 - PITTSBURGH

YEAR	GP	MIN	FGM	FGA	PCT.	3FG	3FGA	PCT.	FTM	FTA	PCT.	OFF.	DEF.	TOT.	AST.	PF	DO.	STL.	TO	BLK	PTS	AVG.
76-77	17	65	6	24	.250	-	-	-	2	2	1.000	6	4	10	6	11	0	1	0	0	14	0.8

## MATT STEIGENGA - 6-7, 200 - MICHIGAN STATE

YEAR	GP	MIN	FGM	FGA	PCT.	3FG	3FGA	PCT.	FTM	FTA	PCT.	OFF.	DEF.	TOT.	AST.	PF	DO.	STL.	TO	BLK	PTS	AVG.
96-97	2	12	1	4	.250	0	2	.000	1	2	.500	0	3	3	2	1	0	1	2	1	3	1.5

## MICHAEL SWEETNEY - 6-8, 270 - GEORGETOWN

YEAR	GP	MIN	FGM	FGA	PCT.	3FG	3FGA	PCT.	FTM	FTA	PCT.	OFF.	DEF.	TOT.	AST.	PF	DO.	STL.	TO	BLK	PTS	AVG.
05-06	66	1222	200	444	.450	0	---	---	133	204	.652	118	232	350	59	209	4	19	95	56	533	8.1
06-07	48	385	58	134	.433	0	0	-	37	66	.561	45	75	120	28	79	0	9	42	11	153	3.2
<b>TOT</b>	<b>114</b>	<b>1607</b>	<b>258</b>	<b>578</b>	<b>.446</b>	<b>0</b>	<b>0</b>	<b>-</b>	<b>170</b>	<b>270</b>	<b>.630</b>	<b>163</b>	<b>307</b>	<b>470</b>	<b>87</b>	<b>288</b>	<b>4</b>	<b>28</b>	<b>137</b>	<b>67</b>	<b>686</b>	<b>6.0</b>

## DRAGAN TARLAC - 6-10, 260 - GREECE

YEAR	GP	MIN	FGM	FGA	PCT.	3FG	3FGA	PCT.	FTM	FTA	PCT.	OFF.	DEF.	TOT.	AST.	PF	DO.	STL.	TO	BLK	PTS	AVG.
00-01	43	598	39	99	.394	0	0	-	25	33	.758	37	85	122	31	95	2	7	38	19	103	2.4

## REGGIE THEUS - 6-6, 205 - NEVADA-LAS VEGAS

YEAR	GP	MIN	FGM	FGA	PCT.	3FG	3FGA	PCT.	FTM	FTA	PCT.	OFF.	DEF.	TOT.	AST.	PF	DO.	STL.	TO	BLK	PTS	AVG.
78-79	82	2753	537	1119	.480	-	-	-	264	347	.761	92	136	228	429	270	2	93	303	18	1338	16.3
79-80	82	3029	566	1172	.483	28	105	.267	500	597	.838	143	186	329	515	262	4	114	348	20	1660	20.2
80-81	82	2820	543	1097	.495	18	90	.200	445	550	.809	124	163	287	426	258	1	122	259	20	1549	18.9
81-82	82	2838	560	1194	.469	25	100	.250	363	449	.808	115	197	312	476	243	1	87	277	16	1508	18.4
82-83	82	2856	749	1567	.478	21	91	.231	434	542	.801	91	209	300	484	281	6	143	321	17	1953	23.8
83-84	31	601	92	237	.388	3	15	.200	84	108	.778	21	25	46	142	78	2	21	59	3	271	8.7
<b>TOT</b>	<b>441</b>	<b>14897</b>	<b>3047</b>	<b>6386</b>	<b>.477</b>	<b>95</b>	<b>401</b>	<b>.237</b>	<b>2090</b>	<b>2593</b>	<b>.806</b>	<b>586</b>	<b>916</b>	<b>1502</b>	<b>2472</b>	<b>1392</b>	<b>16</b>	<b>580</b>	<b>1567</b>	<b>94</b>	<b>8279</b>	<b>18.8</b>

## JAMES THOMAS - 6-8, 245 - TEXAS

YEAR	GP	MIN	FGM	FGA	PCT.	3FG	3FGA	PCT.	FTM	FTA	PCT.	OFF.	DEF.	TOT.	AST.	PF	DO.	STL.	TO	BLK	PTS	AVG.
05-06	7	26	3	6	.500	0	0	-	0	0	-	4	4	8	0	3	0	0	0	0	6	0.9

## KURT THOMAS - 6-9, 230 - TEXAS CHRISTIAN

YEAR	GP	MIN	FGM	FGA	PCT.	3FG	3FGA	PCT.	FTM	FTA	PCT.	OFF.	DEF.	TOT.	AST.	PF	DO.	STL.	TO	BLK	PTS	AVG.
10-11	52	1178	95	186	.511	1	1	1.000	20	32	.625	75	226	301	60	164	3	32	42	42	211	4.1

## TIM THOMAS - 6-10, 240 - VILLANOVA

YEAR	GP	MIN	FGM	FGA	PCT.	3FG	3FGA	PCT.	FTM	FTA	PCT.	OFF.	DEF.	TOT.	AST.	PF	DO.	STL.	TO	BLK	PTS	AVG.
05-06	3	32	6	16	.375	1	6	.167	0	0	-	0	4	4	2	1	0	0	1	1	13	4.3
08-09	18	254	36	90	.400	19	43	.442	14	20	.700	8	34	42	12	27	0	6	10	0	105	5.8
<b>TOT</b>	<b>21</b>	<b>286</b>	<b>42</b>	<b>106</b>	<b>.396</b>	<b>20</b>	<b>49</b>	<b>.408</b>	<b>14</b>	<b>20</b>	<b>.700</b>	<b>8</b>	<b>38</b>	<b>46</b>	<b>14</b>	<b>28</b>	<b>0</b>	<b>6</b>	<b>11</b>	<b>1</b>	<b>118</b>	<b>5.6</b>

# ALL-TIME ROSTER WITH STATISTICS



MEDIA COMMUNITY HISTORY PLAYOFFS RECORDS 2011-12 SEASON OPPONENTS THE NBA PLAYERS BBALL OPS. FRONT OFFICE

## TYRUS THOMAS - 6-9, 215 - LOUISIANA STATE

YEAR	GP	MIN	FGM	FGA	PCT.	3FG	3FGA	PCT.	FTM	FTA	PCT.	OFF.	DEF.	TOT.	AST.	PF	DO.	STL.	TO	BLK	PTS	AVG.
06-07	72	966	134	282	.475	0	2	.000	106	175	.606	89	180	269	40	162	2	46	94	76	374	5.2
07-08	74	1330	186	440	.423	1	6	.167	129	174	.741	102	240	342	90	170	0	48	77	72	502	6.8
08-09	79	2175	308	683	.451	3	9	.333	238	304	.783	148	360	508	77	220	0	91	129	151	857	10.8
09-10	29	678	99	205	.483	0	1	.000	58	90	.644	42	141	183	33	64	2	40	52	48	256	8.8
TOT	254	5179	727	1610	.452	4	18	.222	531	743	.715	381	821	1202	240	616	4	225	352	347	1989	7.8

## SEDALE THREATT - 6-2, 185 - WEST VIRGINIA TECH

YEAR	GP	MIN	FGM	FGA	PCT.	3FG	3FGA	PCT.	FTM	FTA	PCT.	OFF.	DEF.	TOT.	AST.	PF	DO.	STL.	TO	BLK	PTS	AVG.
86-87	40	778	131	273	.480	0	16	.000	53	66	.803	8	43	51	177	88	0	42	42	9	315	7.9
87-88	45	701	132	263	.502	2	20	.100	32	41	.780	12	43	55	107	71	0	27	44	3	298	6.6
TOT	85	1479	263	536	.491	2	36	.056	85	107	.794	20	86	106	284	159	0	69	86	12	613	7.2

## NATE THURMOND - 6-11, 230 - BOWLING GREEN STATE

YEAR	GP	MIN	FGM	FGA	PCT.	3FG	3FGA	PCT.	FTM	FTA	PCT.	OFF.	DEF.	TOT.	AST.	PF	DO.	STL.	TO	BLK	PTS	AVG.
74-75	80	2756	250	686	.364	-	-	-	132	224	.589	259	645	904	328	271	6	46	-	195	632	7.9
75-76	13	260	20	45	.444	-	-	-	8	18	.444	14	57	71	26	15	0	4	-	12	48	3.7
TOT	93	3016	270	731	.369	-	-	-	140	242	.579	273	702	975	354	286	6	50	-	207	680	7.3

## AL TUCKER - 6-8, 190 - OKLAHOMA BAPTIST

YEAR	GP	MIN	FGM	FGA	PCT.	3FG	3FGA	PCT.	FTM	FTA	PCT.	OFF.	DEF.	TOT.	AST.	PF	DO.	STL.	TO	BLK	PTS	AVG.
69-70	33	557	97	189	.513	-	-	-	37	45	.822	-	-	113	31	52	0	-	-	-	231	7.0

## TRENT TUCKER - 6-5, 195 - MINNESOTA

YEAR	GP	MIN	FGM	FGA	PCT.	3FG	3FGA	PCT.	FTM	FTA	PCT.	OFF.	DEF.	TOT.	AST.	PF	DO.	STL.	TO	BLK	PTS	AVG.
92-93	69	909	143	295	.485	52	131	.397	18	22	.818	16	55	71	82	65	0	24	18	6	356	5.2

## ELSTON TURNER - 6-5, 200 - MISSISSIPPI

YEAR	GP	MIN	FGM	FGA	PCT.	3FG	3FGA	PCT.	FTM	FTA	PCT.	OFF.	DEF.	TOT.	AST.	PF	DO.	STL.	TO	BLK	PTS	AVG.
70-73	70	936	112	252	.444	1	8	.125	23	31	.742	34	81	115	102	97	1	30	31	4	248	3.5
87-88	17	98	8	30	.267	0	0	-	1	2	.500	8	2	10	9	5	0	8	10	0	17	1.0
TOT	87	1034	120	282	.426	1	8	.125	24	33	.727	42	83	125	111	102	1	38	41	4	265	3.0

## NORM VAN LIER - 6-2, 175 - ST. FRANCIS (PA.)

YEAR	GP	MIN	FGM	FGA	PCT.	3FG	3FGA	PCT.	FTM	FTA	PCT.	OFF.	DEF.	TOT.	AST.	PF	DO.	STL.	TO	BLK	PTS	AVG.
71-72	69	2140	306	671	.456	-	-	-	220	278	.791	-	-	299	491	207	4	-	-	-	832	12.1
72-73	80	2882	474	1064	.445	-	-	-	166	211	.787	-	-	438	567	269	5	-	-	-	1114	13.9
73-74	80	2863	427	1051	.406	-	-	-	288	370	.778	114	263	377	548	282	4	162	-	7	1142	14.3
74-75	70	2590	407	970	.420	-	-	-	236	298	.792	86	242	328	403	246	5	139	-	14	1050	15.0
75-76	76	3026	361	987	.366	-	-	-	235	319	.737	138	272	410	500	298	9	150	-	26	957	12.6
76-77	82	3097	300	729	.412	-	-	-	238	306	.778	108	262	370	636	268	3	129	-	16	838	10.2
77-78	78	2524	200	477	.419	-	-	-	172	229	.751	86	198	284	531	279	9	144	200	5	572	7.3
TOT	535	19122	2475	5949	.416	-	-	-	1555	2011	.773	532	1237	2506	3676	1849	39	724	200	68	6505	12.2

## DAVID VAUGHN - 6-9, 240 - MEMPHIS

YEAR	GP	MIN	FGM	FGA	PCT.	3FG	3FGA	PCT.	FTM	FTA	PCT.	OFF.	DEF.	TOT.	AST.	PF	DO.	STL.	TO	BLK	PTS	AVG.
97-98	3	6	1	1	1.000	0	0	-	2	4	.500	0	1	1	0	1	0	0	0	0	4	1.3

## SAM VINCENT - 6-2, 185 - MICHIGAN STATE

YEAR	GP	MIN	FGM	FGA	PCT.	3FG	3FGA	PCT.	FTM	FTA	PCT.	OFF.	DEF.	TOT.	AST.	PF	DO.	STL.	TO	BLK	PTS	AVG.
86-87	29	953	138	309	.447	3	8	.375	99	107	.925	18	85	103	244	82	0	34	84	12	378	13.0
88-89	70	1703	274	566	.484	2	17	.118	106	129	.822	34	156	190	335	124	0	53	142	10	656	9.4
TOT	99	2656	412	875	.471	5	25	.200	205	236	.869	52	241	293	579	206	0	87	226	22	1034	10.4

## JAKE VOSKUH - 6-11, 845 - CONNECTICUT

YEAR	GP	MIN	FGM	FGA	PCT.	3FG	3FGA	PCT.	FTM	FTA	PCT.	OFF.	DEF.	TOT.	AST.	PF	DO.	STL.	TO	BLK	PTS	AVG.
00-01	16	143	11	25	.440	0	0	-	8	14	.571	12	22	34	5	38	0	5	12	6	30	1.9

## GRANVILLE WAITERS - 6-11, 225 - OHIO STATE

YEAR	GP	MIN	FGM	FGA	PCT.	3FG	3FGA	PCT.	FTM	FTA	PCT.	OFF.	DEF.	TOT.	AST.	PF	DO.	STL.	TO	BLK	PTS	AVG.
86-87	44	534	40	93	.430	0	1	.000	5	9	.556	38	49	87	22	83	1	10	16	31	85	1.9
87-88	22	114	9	29	.310	0	1	.000	0	2	.000	9	19	28	1	26	0	2	6	15	18	0.8
TOT	66	648	49	122	.402	0	2	.000	5	11	.455	47	68	115	23	109	1	12	22	46	103	1.6

## ANDRE WAKEFIELD - 6-3, 175 - LOYOLA (ILL.)

YEAR	GP	MIN	FGM	FGA	PCT.	3FG	3FGA	PCT.	FTM	FTA	PCT.	OFF.	DEF.	TOT.	AST.	PF	DO.	STL.	TO	BLK	PTS	AVG.
78-79	2	8	0	1	.000	-	-	-	0	0	-	0	0	0	1	2	0	0	2	0	0	0.0





# ALL-TIME ROSTER WITH STATISTICS

FRONT OFFICE • BALL OPS • PLAYERS • THE NBA • OPPONENTS • 2011-12 SEASON • RECORDS • PLAYOFFS • HISTORY • COMMUNITY • MEDIA • CONTENTS

## CHET WALKER - 6-7, 215 - BRADLEY

YEAR	GP	MIN	FGM	FGA	PCT.	3FG	3FGA	PCT.	FTM	FTA	PCT.	OFF.	DEF.	TOT.	AST.	PF	DQ.	STL.	TO	BLK	PTS	AVG.
69-70	78	2726	596	1249	.477	-	-	-	483	568	.850	-	-	604	192	203	1	-	-	-	1675	21.5
70-71	81	2927	650	1398	.465	-	-	-	480	559	.859	-	-	588	179	187	2	-	-	-	1780	22.0
71-72	78	2588	619	1225	.505	-	-	-	481	568	.847	-	-	473	178	171	0	-	-	-	1719	22.0
72-73	79	2455	597	1248	.478	-	-	-	376	452	.832	-	-	395	179	166	1	-	-	-	1570	19.9
73-74	82	2661	572	1178	.486	-	-	-	439	502	.875	131	275	406	200	201	1	68	-	4	1583	19.3
74-75	76	2452	524	1076	.487	-	-	-	413	480	.860	114	318	432	169	181	0	49	-	6	1461	19.2
TOT	474	15809	3558	7374	.483	-	-	-	2672	3129	.854	245	593	2898	1097	1109	5	117	-	10	9788	20.6

## DARRELL WALKER - 6-4, 180 - ARKANSAS

YEAR	GP	MIN	FGM	FGA	PCT.	3FG	3FGA	PCT.	FTM	FTA	PCT.	OFF.	DEF.	TOT.	AST.	PF	DQ.	STL.	TO	BLK	PTS	AVG.
92-93	28	367	31	77	.403	0	0	-	10	20	.500	18	21	39	44	51	0	23	12	2	72	2.6

## BEN WALLACE - 6-9, 240 - VIRGINIA UNION

YEAR	GP	MIN	FGM	FGA	PCT.	3FG	3FGA	PCT.	FTM	FTA	PCT.	OFF.	DEF.	TOT.	AST.	PF	DQ.	STL.	TO	BLK	PTS	AVG.
06-07	77	2696	192	424	.453	1	5	.200	109	267	.408	303	518	821	186	153	0	111	101	156	494	6.4
07-08	50	1627	101	271	.373	0	4	.000	53	125	.424	175	266	441	92	86	0	69	49	80	255	5.1
TOT	127	4323	293	695	.422	1	9	.111	162	392	.413	478	784	1262	278	239	0	180	150	236	749	5.9

## GARY WARD - 6-4, 200 - BOSTON COLLEGE

YEAR	GP	MIN	FGM	FGA	PCT.	3FG	3FGA	PCT.	FTM	FTA	PCT.	OFF.	DEF.	TOT.	AST.	PF	DQ.	STL.	TO	BLK	PTS	AVG.
66-67	76	1042	117	307	.381	-	-	-	87	138	.630	-	-	179	130	169	2	-	-	-	321	4.2

## HAKIM WARRICK - 6-9, 219 - SYRACUSE

YEAR	GP	MIN	FGM	FGA	PCT.	3FG	3FGA	PCT.	FTM	FTA	PCT.	OFF.	DEF.	TOT.	AST.	PF	DQ.	STL.	TO	BLK	PTS	AVG.
09-10	28	533	83	172	.483	0	1	.000	77	102	.755	40	62	102	17	43	0	7	23	8	243	8.7

## JIM WASHINGTON - 6-7, 215 - VILLANOVA

YEAR	GP	MIN	FGM	FGA	PCT.	3FG	3FGA	PCT.	FTM	FTA	PCT.	OFF.	DEF.	TOT.	AST.	PF	DQ.	STL.	TO	BLK	PTS	AVG.
66-67	77	1475	252	604	.417	-	-	-	88	159	.553	-	-	468	56	181	1	-	-	-	592	7.7
67-68	82	2525	418	915	.457	-	-	-	187	274	.682	-	-	825	113	233	1	-	-	-	1023	12.5
68-69	80	2705	440	1023	.430	-	-	-	241	356	.677	-	-	847	104	226	0	-	-	-	1121	14.0
TOT	239	6705	1110	2542	.437	-	-	-	516	789	.654	-	-	2140	273	640	2	-	-	-	2736	11.4

## C.J. WATSON - 6-2, 175 - TENNESSEE

YEAR	GP	MIN	FGM	FGA	PCT.	3FG	3FGA	PCT.	FTM	FTA	PCT.	OFF.	DEF.	TOT.	AST.	PF	DQ.	STL.	TO	BLK	PTS	AVG.
10-11	82	1091	146	394	.371	44	112	.393	69	93	.742	16	78	94	186	82	0	55	73	11	405	4.9
11-12	49	1159	161	437	.368	68	173	.393	84	104	.808	21	84	105	200	103	0	45	97	8	474	9.7
TOT	131	2250	307	831	.369	112	285	.393	153	197	.777	37	162	199	386	185	0	100	170	19	879	6.7

## NICK WEATHERSPOON - 6-7, 195 - ILLINOIS

YEAR	GP	MIN	FGM	FGA	PCT.	3FG	3FGA	PCT.	FTM	FTA	PCT.	OFF.	DEF.	TOT.	AST.	PF	DQ.	STL.	TO	BLK	PTS	AVG.
77-78	41	611	86	194	.443	-	-	-	37	42	.881	57	68	125	32	74	0	19	49	10	209	5.1

## BOB WEISS - 6-3, 180 - PENN STATE

YEAR	GP	MIN	FGM	FGA	PCT.	3FG	3FGA	PCT.	FTM	FTA	PCT.	OFF.	DEF.	TOT.	AST.	PF	DQ.	STL.	TO	BLK	PTS	AVG.
68-69	62	1236	153	385	.397	-	-	-	101	126	.802	-	-	135	172	150	0	-	-	-	407	6.6
69-70	82	2544	365	855	.427	-	-	-	213	253	.842	-	-	227	474	206	0	-	-	-	943	11.5
70-71	82	2237	278	659	.422	-	-	-	226	269	.840	-	-	189	387	216	1	-	-	-	782	9.5
71-72	82	2450	358	832	.430	-	-	-	212	254	.835	-	-	170	377	212	1	-	-	-	928	11.3
72-73	82	2086	279	655	.426	-	-	-	159	189	.841	-	-	148	295	151	1	-	-	-	717	8.7
73-74	79	1708	263	564	.466	-	-	-	142	170	.835	32	71	103	303	156	0	104	-	12	668	8.5
TOT	469	12261	1696	3950	.429	-	-	-	1053	1261	.835	32	71	972	2008	1091	3	104	-	12	4445	9.5

## BILL WENNINGTON - 7-0, 270 - ST. JOHN'S (N.Y.)

YEAR	GP	MIN	FGM	FGA	PCT.	3FG	3FGA	PCT.	FTM	FTA	PCT.	OFF.	DEF.	TOT.	AST.	PF	DQ.	STL.	TO	BLK	PTS	AVG.
93-94	76	1371	235	482	.488	0	2	.000	72	88	.818	117	236	353	70	214	4	43	75	29	542	7.1
94-95	73	956	156	317	.492	0	4	.000	51	63	.810	64	126	190	40	198	5	22	39	17	363	5.0
95-96	71	1065	169	343	.493	1	1	1.000	37	43	.860	58	116	174	46	171	1	21	37	16	376	5.3
96-97	61	783	118	237	.498	0	2	.000	44	53	.830	46	83	129	41	132	1	10	31	11	280	4.6
97-98	48	467	75	172	.436	0	0	-	17	21	.810	32	48	80	19	77	1	4	16	5	167	3.5
98-99	38	451	62	178	.348	1	1	1.000	18	22	.818	20	59	79	18	79	1	13	17	12	143	3.8
TOT	367	5093	815	1729	.471	2	10	.200	239	290	.824	337	668	1005	234	871	13	113	215	90	1871	5.1

## WALT WESLEY - 6-11, 230 - KANSAS

YEAR	GP	MIN	FGM	FGA	PCT.	3FG	3FGA	PCT.	FTM	FTA	PCT.	OFF.	DEF.	TOT.	AST.	PF	DQ.	STL.	TO	BLK	PTS	AVG.
69-70	72	1407	270	648	.417	-	-	-	145	219	.662	-	-	455	68	184	1	-	-	-	685	9.5



FRONT OFFICE  
PLAYERS  
BBALL OPS.  
THE NBA  
OPPONENTS  
2011-12 SEASON  
RECORDS  
PLAYOFFS  
HISTORY  
COMMUNITY  
MEDIA

## ENNIS WHATLEY - 6-3, 180 - ALABAMA

YEAR	GP	MIN	FGM	FGA	PCT.	3FG	3FGA	PCT.	FTM	FTA	PCT.	OFF.	DEF.	TOT.	AST.	PF	DO.	STL.	TO	BLK	PTS	AVG.
83-84	80	2159	261	556	.469	0	2	.000	146	200	.730	63	134	197	662	223	4	119	268	17	668	8.4
84-85	70	1385	140	313	.447	1	9	.111	68	86	.791	34	67	101	381	141	1	66	144	10	349	5.0
TOT	150	3544	401	869	.461	1	11	.091	214	286	.748	97	201	298	1043	364	5	185	412	27	1017	6.8

## TONY WHITE - 6-2, 170 - TENNESSEE

YEAR	GP	MIN	FGM	FGA	PCT.	3FG	3FGA	PCT.	FTM	FTA	PCT.	OFF.	DEF.	TOT.	AST.	PF	DO.	STL.	TO	BLK	PTS	AVG.
87-88	2	2	0	0	-	0	0	-	0	0	-	0	0	0	0	0	0	0	0	0	0	0.0

## MITCHELL WIGGINS - 6-4, 185 - FLORIDA STATE

YEAR	GP	MIN	FGM	FGA	PCT.	3FG	3FGA	PCT.	FTM	FTA	PCT.	OFF.	DEF.	TOT.	AST.	PF	DO.	STL.	TO	BLK	PTS	AVG.
83-84	82	2123	399	890	.448	7	29	.241	213	287	.742	138	190	328	187	278	8	106	139	11	1018	12.4

## KEN WILBURN - 6-6, 195 - CENTRAL STATE (OHIO)

YEAR	GP	MIN	FGM	FGA	PCT.	3FG	3FGA	PCT.	FTM	FTA	PCT.	OFF.	DEF.	TOT.	AST.	PF	DO.	STL.	TO	BLK	PTS	AVG.
67-68	3	26	5	9	.556	-	-	-	1	4	.250	-	-	10	2	4	0	-	-	-	11	3.7
68-69	4	14	3	8	.375	-	-	-	1	4	.250	-	-	3	1	1	0	-	-	-	7	1.8
TOT	7	40	8	17	.471	-	-	-	2	8	.250	-	-	13	3	5	0	-	-	-	18	2.6

## BOBBY WILKERSON - 6-6, 195 - INDIANA

YEAR	GP	MIN	FGM	FGA	PCT.	3FG	3FGA	PCT.	FTM	FTA	PCT.	OFF.	DEF.	TOT.	AST.	PF	DO.	STL.	TO	BLK	PTS	AVG.
80-81	80	2238	330	715	.462	1	10	.100	137	163	.840	86	196	282	272	170	0	102	175	23	798	10.0

## JAMES WILKES - 6-7, 200 - UCLA

YEAR	GP	MIN	FGM	FGA	PCT.	3FG	3FGA	PCT.	FTM	FTA	PCT.	OFF.	DEF.	TOT.	AST.	PF	DO.	STL.	TO	BLK	PTS	AVG.
80-81	48	540	85	184	.462	0	1	.000	29	42	.690	36	60	96	30	86	0	25	34	12	199	4.1
81-82	57	862	128	266	.481	0	1	.000	58	80	.725	62	97	159	64	112	0	30	62	18	314	5.5
TOT	105	1402	213	450	.473	0	2	.000	87	122	.713	98	157	255	94	198	0	55	96	30	513	4.9

## BRIAN WILLIAMS (LATER BISON DELE) - 6-11, 260 - ARIZONA

YEAR	GP	MIN	FGM	FGA	PCT.	3FG	3FGA	PCT.	FTM	FTA	PCT.	OFF.	DEF.	TOT.	AST.	PF	DO.	STL.	TO	BLK	PTS	AVG.
96-97	9	138	26	63	.413	0	0	-	11	15	.733	14	19	33	12	20	0	3	11	5	63	7.0

## COREY WILLIAMS - 6-2, 190 - OKLAHOMA STATE

YEAR	GP	MIN	FGM	FGA	PCT.	3FG	3FGA	PCT.	FTM	FTA	PCT.	OFF.	DEF.	TOT.	AST.	PF	DO.	STL.	TO	BLK	PTS	AVG.
92-93	35	242	31	85	.365	1	3	.333	18	22	.818	19	12	31	23	24	0	4	11	2	81	2.3

## FRANK WILLIAMS - 6-3, 210 - ILLINOIS

YEAR	GP	MIN	FGM	FGA	PCT.	3FG	3FGA	PCT.	FTM	FTA	PCT.	OFF.	DEF.	TOT.	AST.	PF	DO.	STL.	TO	BLK	PTS	AVG.
04-05	9	71	3	20	.150	0	4	.000	-	-	-	2	4	6	11	9	0	2	3	3	6	0.7

## JAY WILLIAMS - 6-2, 195 - DUKE

YEAR	GP	MIN	FGM	FGA	PCT.	3FG	3FGA	PCT.	FTM	FTA	PCT.	OFF.	DEF.	TOT.	AST.	PF	DO.	STL.	TO	BLK	PTS	AVG.
02-03	75	1961	273	685	.399	65	202	.322	103	161	.640	27	168	195	350	179	1	86	171	17	714	9.5

## JEROME WILLIAMS - 6-9, 230 - GEORGETOWN

YEAR	GP	MIN	FGM	FGA	PCT.	3FG	3FGA	PCT.	FTM	FTA	PCT.	OFF.	DEF.	TOT.	AST.	PF	DO.	STL.	TO	BLK	PTS	AVG.
03-04	53	1230	130	279	.466	0	7	.000	85	126	.675	142	205	347	61	104	0	71	51	5	345	6.5

## SCOTT WILLIAMS - 6-10, 230 - NORTH CAROLINA

YEAR	GP	MIN	FGM	FGA	PCT.	3FG	3FGA	PCT.	FTM	FTA	PCT.	OFF.	DEF.	TOT.	AST.	PF	DO.	STL.	TO	BLK	PTS	AVG.
90-91	51	337	53	104	.510	1	2	.500	20	28	.714	42	56	98	16	51	0	12	23	13	127	2.5
91-92	63	690	83	172	.483	0	3	.000	48	74	.649	90	157	247	50	122	0	13	35	36	214	3.4
92-93	71	1369	166	356	.466	0	7	.000	90	126	.714	168	283	451	68	230	3	55	73	66	422	5.9
93-94	38	638	114	236	.483	1	5	.200	60	98	.612	69	112	181	39	112	1	16	44	21	289	7.6
TOT	223	3034	416	868	.479	2	17	.118	218	326	.669	369	608	977	173	515	4	96	175	136	1052	4.7

## DEDRIC WILLOUGHBY - 6-3, 185 - IOWA STATE

YEAR	GP	MIN	FGM	FGA	PCT.	3FG	3FGA	PCT.	FTM	FTA	PCT.	OFF.	DEF.	TOT.	AST.	PF	DO.	STL.	TO	BLK	PTS	AVG.
99-00	25	508	61	179	.341	29	98	.296	39	51	.765	11	40	51	66	32	0	23	37	2	190	7.6

## BOB WILSON - 6-3, 175 - WICHITA STATE

YEAR	GP	MIN	FGM	FGA	PCT.	3FG	3FGA	PCT.	FTM	FTA	PCT.	OFF.	DEF.	TOT.	AST.	PF	DO.	STL.	TO	BLK	PTS	AVG.
74-75	48	425	115	225	.511	-	-	-	46	58	.793	18	34	52	36	54	1	22	-	1	276	5.8
75-76	58	856	197	489	.403	-	-	-	43	58	.741	32	62	94	52	96	1	25	-	2	437	7.5
TOT	106	1281	312	714	.437	-	-	-	89	116	.767	50	96	146	88	150	2	47	-	3	713	6.7

## GEORGE WILSON - 6-8, 230 - CINCINNATI

YEAR	GP	MIN	FGM	FGA	PCT.	3FG	3FGA	PCT.	FTM	FTA	PCT.	OFF.	DEF.	TOT.	AST.	PF	DO.	STL.	TO	BLK	PTS	AVG.
66-67	43	448	77	193	.399	-	-	-	45	70	.643	-	-	163	15	73	0	-	-	-	199	4.6



# ALL-TIME ROSTER WITH STATISTICS

## DAVID WOOD - 6-9, 230 - NEVADA-RENO

YEAR	GP	MIN	FGM	FGA	PCT.	3FG	3FGA	PCT.	FTM	FTA	PCT.	OFF.	DEF.	TOT.	AST.	PF	DD.	STL.	TO	BLK	PTS	AVG.
88-89	2	2	0	0	-	0	0	-	0	0	-	0	0	0	0	0	0	0	0	0	0	0.0

## ORLANDO WOOLRIDGE - 6-9, 215 - NOTRE DAME

YEAR	GP	MIN	FGM	FGA	PCT.	3FG	3FGA	PCT.	FTM	FTA	PCT.	OFF.	DEF.	TOT.	AST.	PF	DD.	STL.	TO	BLK	PTS	AVG.
81-82	75	1188	202	394	.513	0	3	.000	144	206	.699	82	145	227	81	152	1	23	107	24	548	7.3
82-83	57	1627	361	622	.580	0	3	.000	217	340	.638	122	176	298	97	177	1	38	157	44	939	16.5
83-84	75	2544	570	1086	.525	1	2	.500	303	424	.715	130	239	369	136	253	6	71	188	60	1444	19.3
84-85	77	2816	679	1225	.554	0	5	.000	409	521	.785	158	277	435	135	185	0	58	178	38	1767	22.9
85-86	70	2248	540	1090	.495	4	23	.174	364	462	.788	150	200	350	213	186	2	49	174	47	1448	20.7
TOT	354	10423	2352	4417	.532	5	36	.139	1437	1953	.736	642	1037	1679	662	953	10	239	804	213	6146	17.4

## SAM WORTHEN - 6-5, 195 - MARQUETTE

YEAR	GP	MIN	FGM	FGA	PCT.	3FG	3FGA	PCT.	FTM	FTA	PCT.	OFF.	DEF.	TOT.	AST.	PF	DD.	STL.	TO	BLK	PTS	AVG.
80-81	64	945	95	192	.495	0	4	.000	45	60	.750	22	93	115	115	115	0	57	91	6	235	3.7

## PERRY YOUNG - 6-5, 210 - VIRGINIA TECH

YEAR	GP	MIN	FGM	FGA	PCT.	3FG	3FGA	PCT.	FTM	FTA	PCT.	OFF.	DEF.	TOT.	AST.	PF	DD.	STL.	TO	BLK	PTS	AVG.
86-87	5	20	2	4	.500	0	0	-	1	2	.500	0	1	1	0	3	0	1	1	0	5	1.0

FRONT OFFICE    BBALL OPS    PLAYERS THE NBA    OPPONENTS    2011-12 SEASON    RECORDS    PLAYOFFS    HISTORY    COMMUNITY    MEDIA    CONTENTS

# SCORE!

# SLAM DUNK SAVINGS

## FOX VALLEY

AUTO GROUP



**GMC**



Volkswagen of  
Schaumburg

847-839-8101

Volkswagen of  
West Chicago

630-231-9900

Buick GMC of  
St. Charles

630-584-6400



BUICK



**GMC**



**Where Satisfied Customers Tell the Tale!**  
**Visit [www.myfoxtale.com](http://www.myfoxtale.com)**

EVERY HELPING HAND MATTERS.



CHICAGO  
BULLS



CHARITIES

COMMUNITY







**NBA CARES**

NBA Cares is the league's global social responsibility program that builds on the NBA's mission to address important social issues in the United States and around the world. Through this program, the NBA, its teams and players have donated more than \$200 million to charity, completed more than 1.9 million hours of hands-on community service, and created more than 720 places where kids and families can live, learn, or play, in 23 countries and territories on five continents. NBA Cares works with internationally recognized youth-serving programs that support education, youth and family development, and health-related causes, including: KaBOOM!, Special Olympics, Boys and Girls Clubs of America, UNICEF, the Make-A-Wish Foundation, and the Global Business Coalition on HIV/AIDS, Malaria and Tuberculosis.





## TEACH. NURTURE. PROTECT.

### CHICAGO BULLS IN THE COMMUNITY



**Chicago is our home.** Through the work of our Community Relations Department and Chicago Bulls Charities, the team's philanthropic arm, we are committed to assisting our neighbors and our neighborhoods. Our goal is to address community concerns - particularly those focused on youth education, health and wellness, and violence prevention - and find ways for the Bulls family to make a positive impact on the lives of those in need.

During the 2011-12 season, the Bulls and Chicago Bulls Charities supported a number of initiatives and organizations throughout Chicagoland. The following pages highlight some of these activities.



MEDIA **COMMUNITY** HISTORY PLAYOFFS RECORDS 2011-12 SEASON OPPONENTS THE NBA PLAYERS BBALL OPS. FRONT OFFICE



## CHICAGO BULLS COLLEGE PREP

Dedicated many hours and resources to Chicago Bulls College Prep (CBCP), a campus of the Noble Network of Charter Schools, to enhance the education and experience for the students. Since its opening in 2009, CBCP has provided a world-class education to local high school students throughout Chicago. CBCP students participate in a rigorous, four-year college preparatory curriculum with an emphasis on scholarship, self-discipline, honorable character, and a fit lifestyle. The school is expected to serve more than 1,000 students in grades nine through twelve during the 2012-13 school year.





ENERGIZABULLS FITNESS LEARNING CENTERS



### ADOPT-A-SCHOOL

Provided special benefits to William H. Brown Elementary, the 2011-12 Bulls and BMO Harris Adopt-A-School. Located a few blocks from the United Center, the school received tickets to select Bulls games, school appearances by Bulls personalities, tours of the United Center, and a study hall room renovation.

### CHICAGO'S MVPS

Celebrated Black History Month with the Sprite Chicago's MVPs Program, which honors the academic achievements of top African American male students in local public high schools. Joakim Noah, Sidney Green and Benny the Bull attended a recognition dinner for the students and presented them with a tablet and Bulls tickets as a reward for their accomplishments.



### MERCY HOME'S HOOPS TO HOMEWORK PROGRAM

Supported Mercy Home for Boys & Girls Hoops to Homework Program, an annual weekend basketball tournament that encourages young men living at Mercy Home to excel academically while also promoting sportsmanship and a healthy sense of competition. Gar and Leslie Forman, Jimmy Butler, and other Bulls personalities helped with the NBA-style draft to tip-off the program and spoke to the students about the importance of education and teamwork.

### ENERGIZABULLS FITNESS LEARNING CENTERS

Opened our 20th EnergizaBulls Fitness Learning Center at George Armstrong International Studies Elementary School to help local children develop the knowledge and skills they need to adopt and maintain a physically active and healthy lifestyle. The permanent, sustainable wellness health centers are decorated with Bulls colors and photos and include top-of-the-line fitness equipment.



MEDIA **COMMUNITY** HISTORY PLAYOFFS RECORDS 2011-12 SEASON OPPONENTS THE NBA PLAYERS BBALL OPS. FRONT OFFICE



**RAY AND JOAN KROC CORPS COMMUNITY CENTER**

Donated \$1 million to the Salvation Army Chicago Metropolitan Division to help build the Ray and Joan Kroc Corps Community Center in the West Pullman neighborhood. The 160,000-square-foot Kroc Center offers a wide array of educational, sports, arts and supportive programs and services for people of all ages, and provides a safe haven for youth sorely in need of alternatives to gangs and violence.



### **JAMES JORDAN BOYS & GIRLS CLUB AND CHICAGO BULLS FAMILY LIFE CENTER**

Assisted the James Jordan Boys & Girls Club and Chicago Bulls Family Life Center with its community programs and operations as well as provided complimentary game tickets for the children who frequent the club. Since its opening in 1996, the club has annually served approximately 1,000 neighborhood children and their families each year as part of the Boys & Girls Clubs of Chicago network.

### **MLK CELEBRATION**

Joined students from William H. Brown Elementary School to commemorate the Martin Luther King, Jr. holiday. Sidney Green led a discussion on the legacy of Dr. King's life and teachings.

### **GO GREEN**

Hosted an in-arena Go Green awareness night during a game in April as part of NBA Green Week with our "Official Energy Provider" Constellation Energy. Constellation also bought Green-e Energy Certified renewable energy certificates to match the electricity used during our game that evening.

Teamed up with the Blackhawks, Constellation Energy and local community children for a cleanup event to beautify the grounds of the Westhaven Park Gardens, located near the United Center.

### **CHICAGO GATEWAY GREEN**

Participated in Chicago Gateway Green's Expressway Partnership Program by cleaning up and maintaining a section of the Kennedy Expressway near the United Center marked by a sign at the Milwaukee Avenue exit ramp.





PACIFIC GARDEN MISSION



DICK'S SPORTING GOODS SHOPPING SPREE



MUSEUM OF SCIENCE AND INDUSTRY

## RONALD MCDONALD HOUSE CHARITIES OF CHICAGOLAND AND NORTHWEST INDIANA

Celebrated Valentine's Day with more than 50 families with the Ronald McDonald House near University of Chicago Comer Children's Hospital. Michael and Nancy Reinsdorf, Gar and Leslie Forman, Jimmy Butler, Sidney Green, Bob Love and Benny the Bull joined the families in a variety of activities including an arts and crafts project and basketball-themed video games.

Partnered with the United Center, Chicago Blackhawks and United Scrap Metal to recycle all the aluminum cans within our office and the arena to raise funds for the Ronald McDonald House Charities of Chicagoland and Northwest Indiana to help keep families of hospitalized children together.

## HOME FOR THE HOLIDAYS CAMPAIGN

Served dinner to more than 700 homeless men, women and children at the Pacific Garden Mission for the Thanksgiving holiday. Michael Reinsdorf, Tom Thibodeau, front office staff and other Bulls personalities attended the event.

Hosted a toy drive at the United Center to benefit the U.S. Marine Corps Toys for Tots Program.

Teamed up with Dick's Sporting Goods to sponsor a holiday shopping spree for 20 students.

Treated local military families to a holiday party and gifts at the Bulls/Sox Academy in Lisle.

Partnered with the Black McDonald's® Operators Association to host the Chicago Housing Authority's annual Kids' Holiday Party at the Museum of Science and Industry. Bill Wennington and Sidney Green were on hand to distribute gifts to the 400 children in attendance.



MIDWAY MOVING & VIENNA BEEF FOOD DRIVE



CHICAGO BULLS NAVAL DIVISION



MAKE-A-WISH FOUNDATION

## IN-ARENA FOOD DRIVE

Collected more than 30,000 pounds of food for the Greater Chicago Food Depository from our annual in-arena food drive with partners Midway Moving and Storage and Vienna Beef. We have hosted the food drive for more than 20 years to help feed Chicagoans in need.

## ARMED FORCES SUPPORT

Continued a four-year tradition of sponsoring a Navy Recruit Division from Naval Station Great Lakes in Lake County.

Donated hundreds of preseason game tickets to the United Service Organizations (USO) that were given to active armed services personnel from Illinois, Wisconsin and Indiana, injured veterans, and family members of currently enlisted personnel serving overseas.

## IN-KIND DONATIONS

Contributed hundreds of autographed sports items, tickets and other in-kind donations to help local charities, schools, hospitals and churches to raise necessary funds for their organizations.

## WISH-GRANTING ORGANIZATIONS

Collaborated with Make-A-Wish and Bear Necessities Pediatric Cancer foundations to make the dreams of critically ill children come true by attending a Bulls game or meeting one of our players, including Derrick Rose and Joakim Noah.



AN EVENING WITH THE CHICAGO BULLS



LESLIE FORMAN & NANCY REINSDORF

## CHICAGO BULLS CHARITIES

Chicago Bulls Charities (CBC), the team's charity foundation, provides annual financial and in-kind support to organizations throughout the Chicagoland area, including those that focus on issues related to youth education, health and wellness, and violence prevention. Our outreach through Chicago Bulls Charities along with the Bulls year-round community relations efforts, touches the lives of many people in our community.

### CHICAGO BULLS CHARITIES RETURN TICKET PROGRAM

Provided season ticket holders with the opportunity to offer their unused tickets to Chicago Bulls Charities and the charitable organizations we support.

### EMBRACEBULLS TICKET PROGRAM

Donated game tickets to local charities throughout the Chicagoland area which allowed us to extend invitations to fans that might never have the opportunity to see a game.

## SUPPORT

To fund the numerous programs Chicago Bulls Charities supports, we rely on contributions from our corporate partners, individuals and the annual fundraising events and programs such as:

- ★ 50/50 RAFFLE
- ★ IN-GAME AUCTIONS AND MEMORABILIA SALES
- ★ FANTASY EXPERIENCES
- ★ AN EVENING WITH THE CHICAGO BULLS
- ★ CORPORATE PARTNER DONATIONS

★ FOR MORE INFORMATION, PLEASE VISIT [BULLS.COM/COMMUNITY](http://BULLS.COM/COMMUNITY). ★





## PHILOSOPHY

As professional teams, we are in a unique position to help the aspiring athlete pull from these great games all that they have to offer. This Academy is the bridge between the Bulls and Sox, for the athletes who want to push themselves to attain the very highest level of achievement.

We have created the most sophisticated youth player development facility in America. All we ask of you, as you cross the threshold of our Academy, is to pledge your best effort to us. In return, you will receive the very best that the Bulls and Sox have to offer.

At the Academy, you will be training in an environment that stresses the values of sportsmanship, integrity, and teamwork. "Because we love this game and kids who play it," is not only our motto, but our mandate to strictly maintain an environment that allows young athletes to grow into mature and productive well-rounded citizens.

The Academy is the only resource for total athlete training and counsel, offering youngsters the most progressive, knowledgeable and caring athletic assessment and personalized training capabilities available. The Academy was created in response to kids', parents' and coaches' overwhelming desire for professional instruction and advanced training equipment for young athletes.

## TECHNOLOGY


Founded in 2001, the Training Academy is a 57,000 square foot facility with state-of-the-art technology. Three basketball courts, thirteen retractable hitting and pitching cages, 20,000 square feet of turfed infield, and Sports Performance strength and conditioning capabilities. Young athletes can participate at the Academy through premiere teams, leagues, individual and group lessons, and membership packages.

## DIGITAL MOTION ANALYSIS

This system captures and evaluates video frame-by-frame, with split-screen capabilities demonstrating detailed comparisons. Instructors have the ability to burn DVDs for each student, drawing lines and angles as references for later examination and comparison. This is the same program used by Bulls and White Sox coaches and professional scouts for evaluation, instruction, and the identification of potential draft choices.

## PROBATTER

Also featured at the Academy is the lauded multi-media ProBatter pitching machine, the most realistic, game-like hitting device available to professional athletes. ProBatter features a life-sized player projection screen and the ability to throw any pitch, from curveballs to sliders, to any location with pinpoint accuracy and speed.



**FOR MORE INFORMATION ON THE CHICAGO BULLS/WHITE SOX ACADEMY,  
VISIT US AT [WWW.BULLSSOXACADEMY.COM](http://WWW.BULLSSOXACADEMY.COM) OR CALL 630-752-9225.**

More Luxury  
For Less Money  
Isn't A Contradiction.  
It's Our Business Plan.



MERCEDES BENZ  
OF CHICAGO

---

1100 N. Clark Street  
Milwaukee South/East to Division  
Go left to Clark Street.

[fjchicago.com](http://fjchicago.com)



**shop.bulls.com**

IS YOUR  
**ONLINE**  
SOURCE FOR THE  
**BEST**  
SELECTION OF  
**OFFICIAL**  
**BULLS**  
MERCHANDISE



ENJOY SAME DAY SHIPPING FROM OUR CHICAGOLAND LOCATION



beep beep, it's gurley leep

the gurley leep automotive family  
[www.gurleyleep.com](http://www.gurleyleep.com)  
[www.lujack.com](http://www.lujack.com)

Gurley  
Leep

Lujack's  
NORTH HAVEN  
AUTO PLAZA

EVERY STORY MATTERS.



THE MEDIA





## SEBRINA BEYER

### DIRECTOR OF PUBLIC & MEDIA RELATIONS

In her 19th season with the Chicago Bulls and 14th in the Public and Media Relations Department ... Sebrina is responsible for assisting the senior director with the department's day-to-day public and media relations operations ... serves as liaison between the Bulls and local, national and international media ... in addition to facilitating player and staff interview requests, Sebrina manages the department's budget, staff and publications and travels on the road with the team ... prior to joining the Public and Media Relations Department, Sebrina spent five seasons in the Bulls Community Relations Department ... Sebrina began her career with the Bulls as an intern ... a native of South Carolina, she graduated from the University of South Carolina with a B.A. degree in Broadcast Journalism ... while at USC, she worked three years as a Student Assistant in the Sports Information Office ... earned a Masters degree in Sports Management from the United States Sports Academy ... Sebrina was married to David Beyer this past summer.



## MATT YOB

### MANAGER OF PUBLIC & MEDIA RELATIONS

Enters his 12th season in the NBA, and his 10th with the Bulls ... assists with all day-to-day public and media relations responsibilities ... serves as a liaison between the Bulls and local, national and international media ... also assists with the coordination of player and staff interviews, written information disseminated by the Bulls, team travel, and maintains statistical and historical team information ... a native of Milwaukee, he has also previously worked for the Houston Rockets and the Indiana Pacers ... he graduated from the University of Wisconsin-Whitewater with a B.A. in Public Relations ... Matt and his wife, Krisha, reside in Mount Prospect with their two children, Jacob and Ella.



## SHAUN HICKOMBOTTOM

### COORDINATOR OF PUBLIC & MEDIA RELATIONS

In his fifth season with the Bulls and seventh in the NBA ... assists with all day-to-day public and media relations responsibilities ... serves as a liaison between the Bulls and local, national and international media ... assists with the compilation of news clips, game notes, statistics, facilitating player and staff interviews, writing press releases, maintaining historical information and team travel ... joined the Bulls after serving two seasons as an intern with the Milwaukee Bucks Public Relations Department ... Shaun, 28, graduated from Marquette University with a B.A. in Advertising and a minor in Marketing ... he currently resides in Chicago.



## COLE MICKELSON

### PUBLIC & MEDIA RELATIONS INTERN

In his first season with the Bulls ... assists with the compilation of news clips, game notes, statistics and maintaining historical information ... joined the Bulls after most recently working for USA Basketball as an intern during the summer of 2012 ... a native of Littleton, Colo., he graduated from the University of Colorado at Boulder with a B.A. in Marketing ... while at CU, he worked four years as a Student Assistant in the Sports Information Department, and an additional year as Graduate Assistant Sports Information Director ... he has also worked as an intern with the Denver Nuggets, and as a gameday assistant with the Denver Broncos ... he currently resides in Chicago.





## MEDIA INFORMATION

The Chicago Bulls are entering their 47th season in the NBA and 19th year at the United Center. The Chicago Bulls appreciate the continued coverage and support from the media, and we look forward to assisting you again this season. In an effort to provide a professional working environment, the Bulls have established the following guidelines for the 2012-13 season:

### Credentials

We will honor all reasonable requests for credentials from recognized newspapers, magazines, radio and television outlets. The only season passes that will be honored at the United Center are Bulls season credentials and NBA season credentials. Each of those credentials will admit the bearer to the United Center, the upstairs press box, press row, the press work room and both locker rooms. However, **IN ORDER TO RESERVE SEATING, MEDIA MEMBERS HOLDING SEASON PASSES SHOULD NOTIFY THE BULLS PR DEPARTMENT IF THEY ARE PLANNING TO COVER A GAME.** Individual single-game press and photo credentials can be secured for accredited media members by calling the Bulls Public and Media Relations Department no later than 5:00 p.m. the day before a game (by 5:00 p.m. Friday for a weekend or Monday game). Single-game passes can be picked up at Gate 3 1/2 on the northeast corner of the United Center.

Credentials must be visibly worn in the United Center to assure proper access to designated areas. In all cases, season and single-game passes are non-transferable. Any unauthorized use will subject the bearer to ejection from the United Center and the forfeiture of the credential.

### Press Work Room

The press work room is located on the service level in the northwest corner of the United Center. Working media with valid credentials will be allowed into the press work room. The work area is equipped with photography rooms, electrical outlets, phones and wireless Internet service.

### Services

A pre-game meal will be available in the press work room at a charge of \$6.00. Prior to the game, the media will be provided with game notes and programs. All statistical services including play-by-play, quarter statistics, halftime and final box scores and post-game quotes will be distributed to all press seat locations. Fax service is also provided before, during and after the game.

### Locker Room

In accordance with NBA policy, the Bulls' and visitors' locker rooms will be open to the media up to 45 minutes before the game and 10 minutes after the end of the game. Only working media with a valid credential will be admitted into the locker rooms. Still photography is not allowed in the locker rooms at any time. Media members are also prohibited from using cell phones inside the locker room. The Bulls' locker room is located on the north end of the service level, while the visitor's locker room is adjacent to the press work room.

### Photographers

A single-game credential will be issued to accredited photographers from large-circulation Chicagoland daily newspapers. Photographers from other newspapers or magazines wishing to work specific games must request single-game passes. Freelance photographers needing credentials must submit a letter indicating a specific assignment from a publication.

### Post-game TV and Radio Interviews

Please be sure to list THREE choices for radio and television post-game interview requests. This will ensure an interviewee in case your first choice and second choices are unavailable.

### Autographs/Personal Cameras

No autographs of players or coaches are allowed. Personal cameras and camera phones are also prohibited.



## **CHUCK SWIRSKY** **RADIO PLAY-BY-PLAY ANNOUNCER**

Chuck Swirsky brings more than 30 years of broadcasting experience to the Chicago Bulls as he begins his fifth season as play-by-play announcer for all Bulls games broadcast on the Bulls Radio Network ... in addition to his play-by-play duties, Chuck is the pre and post game reporter for BullsTV for all home games ... Swirsky also contributes regularly to Bulls.com ... Chuck can also be found on Twitter communicating with Bulls fans, including in-game "Tweets" ... Swirsky joined the Bulls from the Toronto Raptors where he served as the team's television play-by-play announcer for seven seasons ... prior to that, Swirsky called the action for the Raptors radio broadcasts for three seasons ... Swirsky is no stranger to the Midwest, as his experience over the years has included stints calling games for the University of Michigan and DePaul University ... he also served as sports director for WJR-AM in Detroit where he anchored the pre-game and post-game shows for the Detroit Red Wings and the University of Michigan football team ... Swirsky rose to prominence while serving as the sports director for WGN-AM in Chicago from 1982-1994 ... he was the host of the Chicago Bears Radio Network for 10 years and held similar responsibilities for the Chicago Cubs Radio Network for 12 seasons ... while at WGN Radio, Swirsky also called the action for the Chicago Sting of the NASL and extended into television as the play-by-play announcer for Northwestern football for three seasons ... Swirsky was also the Bulls public address announcer from 1980-1983 ... on Sept. 30, 1994 the Governor of Illinois proclaimed Chuck Swirsky Day for the state ... Swirsky's experience also took him to New York City, where he did morning-drive sports for WABC Radio and appeared Sundays on ESPN Radio talking about the NBA ... in 1996, he was awarded Best Play-by-Play announcer by the AP and received the Best Sportscast Award for the state of Michigan for three consecutive years from 1995-97.



## **BILL WENNINGTON** **RADIO ANALYST**

Bill Wennington enters his 10th season as color commentator for all Chicago Bulls radio broadcasts ... Wennington is partnered with Chuck Swirsky to broadcast Bulls games on the Bulls Radio Network ... you can also see Bill representing the Bulls at various charity events throughout the Chicagoland area ... served as a mentor and Coordinator of the Bulls' player relations program for three years (2001-2004) ... was a sideline reporter for FOX Sports Net Chicago during the 2002-03 season ... a 13-year veteran of the NBA, he spent six seasons with the Bulls (1993-94 through 1998-99), including three World Championships ... a native of Montreal, Canada, Bill was also a member of the 1984 and 1992 Canadian Olympic Teams ... recently inducted into the Quebec Basketball Hall of Fame and the Canadian Basketball Hall of Fame ... played his college basketball at St. John's University and was inducted into the school's Basketball Hall of Fame in 2002 ... Bill and his wife, Anne, reside in Lake Forest, Ill., and have one son, Robbie.



## **OMAR RAMOS** **SPANISH RADIO PLAY-BY-PLAY ANNOUNCER**

Omar Ramos begins his fourth season as play-by-play announcer for all Chicago Bulls Spanish broadcasts on WRTO (1200 AM) alongside Matt Moreno ... Ramos has served as the Spanish play-by-play announcer for the Chicago White Sox for the past six seasons ... he is currently the afternoon drive host of two of Univision Radio's top stations (93.5 and 103.1 La Kalle ) and weekend host on (105.1 FM La Que Buena) ... in 2010, Ramos was nominated for a Marconi Award in Washington D.C. for "Best Major Market Media Spanish Announcer" ... a native of California's Central Valley, Ramos was born and raised in Tulare, Calif. (south of Fresno) ... graduated with a communications degree from Modesto Junior College and FSU.



## **MATT MORENO** **SPANISH RADIO ANALYST**

Matt Moreno begins his fourth season as part of the announcing team and his second, alongside Omar Ramos, as analyst for all Chicago Bulls Spanish Broadcasts on WRTO (1200AM) ... during the 2011-12 baseball season, Moreno and Ramos were the regular voices of all Chicago Cubs Spanish radio broadcasts, including WGN-TV SAP television broadcasts ... Moreno was also a Spanish radio alternate broadcaster for three seasons with both the Cubs and Chicago White Sox ... along with his announcing duties, Matt also works as a Remote Technician with Univision Radio ... previously, Matt worked for two years in the overall production of a daily live Spanish morning news radio program that was integrated with Telefuturo Television ... Moreno has also co-hosted a sports talk radio show in Spanish ... attended the Illinois Center for Broadcasting in Lombard, Ill. ... Matt, a Chicago native, currently resides in Cicero, Ill. with his wife Yadira, and their two children, Jacqueline, 11, and Mateo, 9.



## **NEIL FUNK** **TELEVISION PLAY-BY-PLAY ANNOUNCER**

Neil Funk returns for his 22nd season broadcasting Chicago Bulls basketball ... Funk teams with Stacey King to broadcast Bulls basketball on its television broadcasts on Comcast SportsNet, WGN-TV and WCIU-TV... prior to the Bulls, he served as the announcer for Philadelphia 76ers games on WPHL-TV for four seasons ... was the recipient of an Emmy award for his broadcasting in 1989 ... his first NBA stint was in 1976-77, when he broadcast the Sixers on WIBG radio ... he then moved to Kansas City, where he announced Kings games ... while serving as the Kings' broadcaster, he was named Missouri's best sports broadcaster

three times ... he returned to Philadelphia to broadcast Sixers games on WPHL-TV and WFIL Radio from 1982 to 1985 ... the following three seasons he handled play-by-play for the New Jersey Nets on WNBC and WNEW ... Neil and his wife, Renee, reside in Chicago, and have one son, William.



## **STACEY KING** **TELEVISION ANALYST**

Stacey King teams with broadcast veteran Neil Funk for his fourth season to call Chicago Bulls games on Comcast SportsNet, WGN-TV, and WCIU-TV ... during the 2005-06 season, King was the studio analyst for Bulls Pre-Game Live and Post-Game Live shows on Comcast SportsNet ... Stacey was a member of three Bulls World Championship teams (1991, 1992, 1993) ... an eight-year veteran of the NBA, he spent four-and-a-half seasons in Chicago ... also played for Minnesota, Miami, Boston and Dallas ... after his playing days, Stacey went straight into coaching and was hired as head coach of the CBA's Rockford Lightning for four seasons, where he led them back to the championship game for the first time in 18 years ... Stacey was a consensus First Team All-American at the University of Oklahoma ... he was the leading scorer in the 1988 NCAA Tournament and the Big Eight Player of the Year in 1989 ... King left Oklahoma's campus ranked fifth in scoring, seventh in rebounding and second in blocked shots, and he helped the Sooners post a 65-10 record over his final two seasons in Norman ... on Jan. 19, 2008, Stacey had his jersey retired by the University of Oklahoma, one of four former Sooner greats to receive this special honor ... Stacey resides in Long Grove, Ill., with his wife, Kathleen and his three sons, Erick, 20, Garrett, 19 and Brandon, 17.

Stacey was a consensus First Team All-American at the University of Oklahoma ... he was the leading scorer in the 1988 NCAA Tournament and the Big Eight Player of the Year in 1989 ... King left Oklahoma's campus ranked fifth in scoring, seventh in rebounding and second in blocked shots, and he helped the Sooners post a 65-10 record over his final two seasons in Norman ... on Jan. 19, 2008, Stacey had his jersey retired by the University of Oklahoma, one of four former Sooner greats to receive this special honor ... Stacey resides in Long Grove, Ill., with his wife, Kathleen and his three sons, Erick, 20, Garrett, 19 and Brandon, 17.



## **STEVE KASHUL** **RADIO HOST**

Steve Kashul serves as the pre-game, halftime, and post-game host for the Chicago Bulls games alongside the play-by-play team of Chuck Swirsky and Bill Wennington on the Chicago Bulls Radio Network ... Kashul also co-hosts a radio show on Chicago's ESPN 1000 with Bulls' team physician Dr. Brian Cole called "Sports Medicine Weekly" ... he is co-owner of Channel Fore, Inc., which produces "The Golf Scene" TV show on Comcast SportsNet, of which Steve is also the host ... he is also Director of Membership at Kemper Lakes Golf Club in Kildeer, Ill. ... Steve is a two-time Emmy Award winner for his work as host of Chicago Bulls

Basketball on Sports Channel (1991-1997) ... winner of a Telly Award in 2006 for his work as host on "The Golf Scene" television show ... his work has appeared on the national scale, having served as the lead announcer and voice of the Senior PGA Tour for CNBC, as well as live events on the Golf Channel ... Steve has been a feature writer/columnist for the Chicago District Golfer magazine and is a former sports reporter for the Chicago Sun-Times ... Kashul is a Communications graduate from DePaul University and was born and raised in Park Ridge, Ill. ... currently residing in Naperville, Ill., with his wife, Cindy, and sons, Cory and Troy.



## **TOMMY EDWARDS** **PUBLIC ADDRESS ANNOUNCER**

Tommy Edwards is back on the mic for his 22nd season as public address announcer for the Chicago Bulls ... Edwards is credited with originating the Bulls famous signature style of introducing the starting lineups with "And now ..." ... he was also the first stadium announcer to play Gary Glitters, "Rock 'n' Roll Part II," and Alan Parsons Project's, "Sirius" which have become two of America's favorite sports anthems ... Tommy is a legend in the radio industry ... he has worked in Chicago as Program Director at WLS and WKQX and in Boston at WODS-FM and Los Angeles at KCBS-FM ... he also has been an on-air talent at WLS, WILV, WRLL and currently

weekdays at K-Hits-WJMK (104.3FM) ... while at WLS, Tommy co-developed and produced Disney World's first radio promotion, developed the "Music Radio Game" and joined Larry Lujack on the popular "Animal Stories" segment as Li'l Tommy ... Edwards has served on the Board of Governors of the National Academy of Recording Arts & Sciences ... he resides in Lake Forest, Ill., with his wife, Mary Lou ... their daughters live in Los Angeles and his son attends the University of Kansas.





## CHICAGO BULLS TV BROADCAST HISTORY

YEARS	AFFILIATES	ANNOUNCERS
1966-73	WGN 9	Jack Brickhouse
1973-75	WSNS 44	Andy Musser & Dick Gonski
1975-76	WSNS 44	Andy Musser & Lorn Brown
1976-77	WGN 9	Lorn Brown
1977-78	WGN 9	Lorn Brown & Johnny "Red" Kerr
1978-79	WGN 9	Jack Fleming & Johnny "Red" Kerr
1979-80	WGN 9	Bob Costas & Johnny "Red" Kerr
1980-82	WGN 9	Milo Hamilton & Johnny "Red" Kerr
1982-83	WGN 9/SportsVision	Milo Hamilton & John Mengelt/Joe Tait & Johnny "Red" Kerr
1983-85	WGN 9/SportsVision	Milo Hamilton & John Mengelt/Bill Hazen & Johnny "Red" Kerr
1985-89	WFLD 32/SportsVision	Jim Durham & Johnny "Red" Kerr
1989-91	WGN 9/SportsChannel	Jim Durham & Johnny "Red" Kerr
1991-97	WGN 9/SportsChannel	Wayne Larrivee & Johnny "Red" Kerr/Tom Dore & Johnny "Red" Kerr
1997-98	WGN 9/FOX Sports Net Chicago	Wayne Larrivee, Johnny "Red" Kerr & John Paxson/Tom Dore, Johnny "Red" Kerr & John Paxson
1998-99	WGN 9/FOX Sports Net Chicago	Wayne Larrivee & John Paxson/Tom Dore & John Paxson
1999-2004	WGN 9 & WCIU 26/FOX Sports Net Chicago	Wayne Larrivee & Johnny "Red" Kerr/Tom Dore & Johnny "Red" Kerr
2004-06	WGN 9 & WCIU 26/Comcast SportsNet Chicago	Wayne Larrivee & Johnny "Red" Kerr/Tom Dore & Johnny "Red" Kerr
2006-07	WGN 9 & WCIU 26/Comcast SportsNet Chicago	Wayne Larrivee & Johnny "Red" Kerr/Tom Dore, Johnny "Red" Kerr & Stacey King
2007-08	WGN 9 & WCIU 26/Comcast SportsNet Chicago	Wayne Larrivee & Johnny "Red" Kerr/Tom Dore, Johnny "Red" Kerr & Stacey King
2008-09	WGN 9 & WCIU 26/Comcast SportsNet Chicago	Neil Funk, Stacey King & Johnny "Red" Kerr
2009-13	WGN 9 & WCIU 26/Comcast SportsNet Chicago	Neil Funk & Stacey King

## CHICAGO BULLS RADIO BROADCAST HISTORY

YEARS	AFFILIATES	ANNOUNCERS
1966-68	WGN	Lou Boudreau & Vince Lloyd
1968-70	WGN	Vince Lloyd & Roy Leonard
1970-71	WIND	Jack Fleming & Bill Berg
1971-73	WIND	Jack Fleming
1973-80	WIND	Jim Durham
1980-81	WVON	Jim Durham & Norm Van Lier
1981-82	WVON/WGCI	Jim Durham
1982-83	WIND	Jim Durham & Dave Baum
1983-85	WIND	Jim Durham
1985-86	WMAQ	Jim Durham
1986-88	WMAQ	Jim Durham & Johnny "Red" Kerr
1988-89	WLUP	Jim Durham & Johnny "Red" Kerr
1989-90	WLUP	Jim Durham, Johnny "Red" Kerr & John Rooney
1990-91	WLUP	Jim Durham, Johnny "Red" Kerr, John Rooney & Tom Boerwinkle
1991-92	WMAQ/WTAQ (Spanish)	Neil Funk & Tom Boerwinkle/John Morales & Christian Ramos
1992-94	WMAQ/WIND (Spanish)	Neil Funk & Tom Boerwinkle/Hector Molina & Hector Lozano
1994-95	WMAQ/WIND (Spanish)	Neil Funk & John Paxson/Hector Molina & Hector Lozano
1995-96	WMAQ/WIND (Spanish)	Neil Funk/Hector Molina
1996-98	WMVP/WIND (Spanish)	Neil Funk & Derrek Dickey/Hector Molina
1998-99	WMVP/WIND (Spanish)	Neil Funk, Derrek Dickey & Johnny "Red" Kerr/Hector Molina
1999-2003	WMVP	Neil Funk & John Paxson
2003-06	WMVP	Neil Funk & Bill Wennington
2006-07	WCKG	Neil Funk & Bill Wennington
2007-08	WMVP	Neil Funk & Bill Wennington
2008-09	WMVP	Chuck Swirsky & Bill Wennington
2009-12	WMVP/WRTO (Spanish)	Chuck Swirsky & Bill Wennington/Omar Ramos & Ozzie Guillen, Jr.
2012-13	WMVP/WRTO (Spanish)	Chuck Swirsky & Bill Wennington/Omar Ramos & Matt Moreno



**DIRECTOR**  
COMCAST SPORTSNET  
**JIM ANGIO**



**PRODUCER**  
COMCAST SPORTSNET  
**JOHN WALSH**



**ASSOCIATE PRODUCER**  
COMCAST SPORTSNET  
**TAMRA ANDERSON**



**DIRECTOR**  
WGN-TV/WCIU-TV  
**SKIP ELLISON**



**PRODUCER**  
WGN-TV/WCIU-TV  
**JON WALGREN**



**ASSOCIATE PRODUCER**  
WGN-TV/WCIU-TV  
**DOUG STANTON**



**BEAT REPORTER**  
CHICAGO TRIBUNE  
**K.C. JOHNSON**




**BEAT REPORTER**  
DAILY HERALD  
**MIKE MCGRAW**



**BEAT REPORTER**  
CSNCHICAGO.COM  
**AGGREY SAM**



**BEAT REPORTER**  
ESPNCHICAGO.COM  
**NICK FRIEDEL**



**BULLS.COM**  
**SAM SMITH**



## BULLS DIGITAL

Bulls.com is the ultimate source for information pertaining to the Chicago Bulls. Fans visit Bulls.com for constantly updated and complete game coverage (including BullsTV's gameday previews and recaps with Chuck Swirsky, live in-game interactive fan chat, Sam Smith's postgame analysis, BullsTV postgame video interviews, live streaming press conferences, box scores, and photos), off-court news, ticket information, roster, statistics, schedules, Sam Smith's NBA columns and mailbags, team store, broadcast information, player bios, feature stories, exclusive interviews, historical information, team calendar, player appearances, and promotions, as well as marketing and community initiatives.

Entering its fourth season, BullsTV remains the premier producer of broadcast-quality web video content pertaining to the Chicago Bulls. BullsTV produces "BMO Harris Bank Pregame Live," a simulcast of the Bulls Radio Network pregame show featuring hosts Steve Kashul, Chuck Swirsky, and Bill Wennington, prior to every home game. Regular appearances are made by Bulls Ambassador and Hall of Famer Scottie Pippen and Bulls General Manager Gar Forman. Special guests on the show have included John Paxson, Dennis Rodman, Kareem Abdul-Jabbar, John Calipari, Michael Wilbon, Mike Tirico, and Davis Love III.

Fans from around the globe continue to 'like' and 'follow' the Bulls on Facebook ([Facebook.com/chicagobulls](https://www.facebook.com/chicagobulls)), Twitter ([Twitter.com/chicagobulls](https://twitter.com/chicagobulls)), Google+ ([Google.com/+chicagobulls](https://plus.google.com/+chicagobulls)), Instagram ([@chicagobulls](https://www.instagram.com/chicagobulls)), YouTube ([YouTube.com/chicagobullsofficial](https://www.youtube.com/chicagobullsofficial)), and Pinterest ([Pinterest.com/chicagobulls](https://www.pinterest.com/chicagobulls)) to receive updates several times daily, and interact with other fans 24/7.

The official fan community of the Chicago Bulls, BullsConnect.com allows fans to create and manage their own unique fan profile, upload videos and photos, create their own blog, participate in message board conversations, connect with other Bulls fans, and comment on any Bulls.com news and editorial pieces.

Fans can have Bulls information sent to them via email or text message by subscribing to mybulls or Bulls Mobile Alerts. mybulls is the official free e-newsletter of the Chicago Bulls that sends gameday previews, news, press releases, exclusive interviews and other Bulls information to fans via e-mail. Fans can register at [Bulls.com/mybulls](https://Bulls.com/mybulls). With Bulls Mobile Alerts, fans can customize Bulls information they would like sent to their mobile phones including broadcast reminders, scores, stats, breaking news, close game and overtime warnings, and exclusive ticket offers. While away from the action fans can also receive instant updates by texting certain key words to the BULLS (28557) shortcode. Further information can be found at [Bulls.com/mobile](https://Bulls.com/mobile).

### 2012/2013 TELEVISION AFFILIATES

STATION	MARKET
Comcast SportsNet	Chicago, Ill.
WGN-TV	Chicago, Ill.
WCIU-TV	Chicago, Ill.
KGCW-TV	Quad Cities, Ill.
WCIX-TV	Champaign/Decatur/ Springfield, Ill.
WAOE-TV	Peoria, Ill.
WQRF-TV DT2	Rockford, Ill.

### 2012/2013 BULLS RADIO AFFILIATES

STATION	MARKET
WBG-AM	Aurora, Ill.
WCMY-AM	Ottawa, Ill.
WBCP-AM	Champaign, Ill.
WLOI-FM	Rensselaer, Ind.
WAIK Radio	Monmouth, Ill.
WGEN-AM/FM	Quincy, Ill.
WRHL-AM/FM	Rochelle, Ill.
WVLN-AM	Olney, Ill.
WDZ-AM	Decatur, Ill.
WLTH-AM	Merrillville, Ind.
The Radio Group	Peru, Ill.
WZOE-AM	Princeton, Ill.
WKRO-AM	Cairo, Ill.
WBYS-AM	Canton, Ill.
WVIL Radio	Beardstown, Ill.
WXLT-FM	Cartersville, Ill.



**2012**

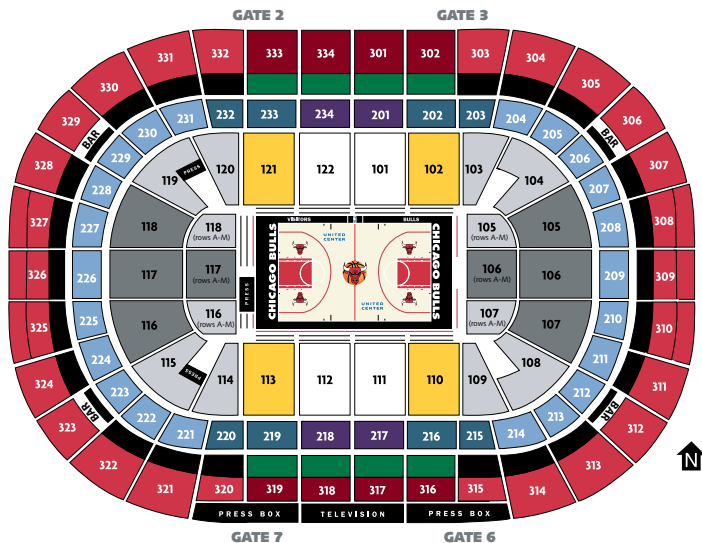
---

September 28	2012 NBA Team Media Days for teams competing in international preseason contests
September 29	2012 NBA Training Camps open for practice for teams competing in international preseason contests
October 1	2012 NBA Team Media Days
October 2	2012 NBA Training Camps open for practice
October 5	NBA Europe Live 2012 (Boston Celtics @ Ulker Fenerbahce in Istanbul, Turkey at Ulker Sports Arena)
October 6	NBA Europe Live 2012 (Dallas Mavericks @ Alba Berlin in Berlin, Germany at O2 World)
October 7	NBA Europe Live 2012 (Boston Celtics @ EA7 Emporio Armani in Milan, Italy at Mediolanum Forum)
October 7	NBA Mexico Games 2012 (New Orleans Hornets vs. Orlando Magic in Mexico City, Mexico at Mexico City Arena)
October 9	NBA Europe Live 2012 (Dallas Mavericks @ FC Barcelona in Barcelona, Spain at Palau Sant Jordi)
October 11	NBA China Games 2012 (Miami Heat vs. L.A. Clippers in Beijing, China at MasterCard Arena)
October 14	NBA China Games 2012 (Miami Heat vs. L.A. Clippers in Shanghai, China at Mercedes-Benz Arena)
October 19	NBA Canada Series (Toronto Raptors vs. New York Knicks in Montreal, Canada)
October 24	NBA Canada Series (Minnesota Timberwolves vs. Detroit Pistons in Winnipeg, Canada)
October 30	2012-13 Season Tips Off

**2013**

---

January 7	10-day Contracts can now be signed
January 10	All Contracts are guaranteed for remainder of the season
February 15-17	2013 NBA All-Star (Houston)
February 21	2013 NBA Trade Deadline (3 p.m. ET)
April 10-13	Portsmouth Invitational Tournament (Portsmouth, Va.)
April 17	Regular Season ends
April 20	2013 NBA Playoffs begin
April 28	NBA Draft Early Entry Eligibility Deadline (11:59 p.m. ET)
May 7	Conference Semifinals begin (possible move-up to May 6)
May 21	2013 NBA Draft Lottery
May 22	Conference Finals begin (possibly move-up to May 21)
June 6	The Finals begin (possible move-up to June 4)
June 17	NBA Draft Early Entry Withdrawal Deadline (5 p.m. ET)
June 20	Last possible date for 2013 NBA Finals (possible move-up to June 18)
June 27	2013 NBA Draft



TICKET PRICES						TICKET PRICES					
SEAT LOCATION	SEASON TICKETS	SINGLE GAMES	PREFERRED GAMES	PRIME GAMES	PREMIER GAMES	SEAT LOCATION	SEASON TICKETS	SINGLE GAMES	PREFERRED GAMES	PRIME GAMES	PREMIER GAMES
100 Level	\$180	\$190	\$195	\$200	\$290	200 Level	\$110*	\$140	\$145	\$155	\$200
100 Level	\$170	\$190	\$195	\$200	\$290	200 Level	\$80*	\$115	\$120	\$125	\$150
100 Level	\$130	\$135	\$140	\$155	\$230	300 Level	\$65	\$70	\$75	\$80	\$100
100 Level	\$115	\$135	\$140	\$155	\$230	300 Level	\$55	\$64	\$70	\$75	\$90
200 Level	\$115*	\$140	\$145	\$155	\$200	300 Level	\$50	\$70	\$75	\$80	\$100
						300 Level	\$38	\$44	\$50	\$60	\$80

\*Plus \$1,000 per seat premium for season tickets.

## UNITED CENTER BUILDING INFORMATION

In 1988, Jerry Reinsdorf, majority owner and Chairman of the Chicago Bulls, and the late, William Wirtz, owner of the Chicago Blackhawks, formed a new partnership to create an arena that would take sports into the 21st century.

The United Center, home of the Chicago Bulls and the 2010 Stanley Cup Champion Chicago Blackhawks, is the largest arena in the United States. Construction began in April 1992, and the building officially opened its doors on Aug. 18, 1994.

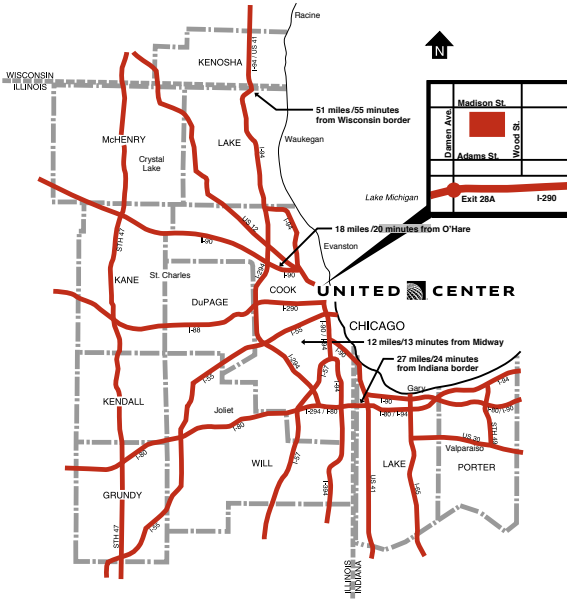
Since its opening, the United Center has hosted over 200 events each year. Some of the events the United Center has been proud to host include: the 1996 Democratic National Convention, The Rolling Stones, Eric Clapton, Bruce Springsteen, U2, Barbra Streisand, Bette Midler, Janet Jackson, Mariah Carey, Ringling Brothers and Barnum & Bailey circuses, Disney On Ice, the Big Ten Basketball Tournament, the Men's NCAA Basketball Tournament, NBA Finals, NHL Stanley Cup Finals and Oprah Winfrey's Farewell Spectacular.

The United Center has hosted over thirty-million guests since it opened in 1994. Since 2005, in accordance with the Chicago Clean Indoor Air Ordinance, the United Center is a smoke-free facility.

## SEATING CAPACITIES

Hockey	19,917
Basketball	20,917
Concerts - 180-Degree	17,000
Concerts - 360-Degree	25,000
Circus	20,500

**United Center**  
 1901 West Madison Street  
 Chicago, Illinois 60612  
 (312) 455-4500  
[www.unitedcenter.com](http://www.unitedcenter.com)



**DIRECTIONS TO THE UNITED CENTER & BERTO CENTER**

**United Center**  
1901 West Madison Street  
Chicago, IL 60612  
Phone: (312) 455-4500

**Sheri L. Berto Center (Practice Facility)**  
550 Lake-Cook Road  
Deerfield, IL 60015  
Phone: (847) 444-8700

**FROM O'HARE:**

Take 90 East to the Madison Street exit. Turn right on Madison Street (heading west). The United Center is on the left side of the street at 1901 West Madison Street.

**FROM O'HARE:**

Take 294 North. Exit at Lake-Cook Road. Turn right on Lake-Cook (heading east). Turn left onto Waukegan Road (heading north). Turn left onto Kates Road (only left turn allowed). Head west 500 feet and the Berto Center is on the left side at 550 Lake-Cook Road.

**FROM MIDWAY:**

Take 55 North to 90 West. Exit at Madison Street. Turn left on Madison Street (heading west). The United Center is located on the left at 1901 West Madison Street.

**FROM MIDWAY:**

Take 55 North to 90/94 West. At the 90 West (O'Hare)/94 (Milwaukee) split, take 94 West. Exit at Dundee Road West. Turn right onto Waukegan Road (heading north). Turn left at Kates Road (left turn only). Head west 500 feet and the Berto Center is on the left at 550 Lake-Cook Road.

**FROM DOWNTOWN:**

Take Grand Avenue west to Ogden Avenue. Turn left (south). Head south on Ogden Avenue to Madison Street. Turn right (west). The United Center is on the left side of the street.

**FROM DOWNTOWN:**

Take 94 West. At the O'Hare/Milwaukee split, stay on 94 West/Edens Expressway. Exit at Dundee Road West. Turn right onto Waukegan Road. Turn left onto Kates Road and then an immediate left at the first light. The Berto Center is on the left side at 550 Lake-Cook Road.

**FROM 294/TRI-STATE:**

Take 294 North to Lake-Cook Road. Exit at Lake-Cook Road and head east (right). Turn left onto Pfingsten Road. Turn right at the first light. The Berto Center is on the left side of the street at 550 Lake-Cook Road.

FRONT OFFICE BBALL OPS PLAYERS THE NBA OPPONENTS 2011-12 SEASON RECORDS PLAYOFFS HISTORY COMMUNITY

MEDIA

CONTENTS



## Tickets for any Chicago Bulls home game can be ordered in one of four convenient ways:

### 1) ONLINE

Visit [Bulls.com](http://Bulls.com) and click on **Tickets**. Or visit [NBATickets.com](http://NBATickets.com) to buy tickets from season ticket holders and fans.

### 2) BY PHONE

Call **1-800-4NBA-TIX** to use a major credit card. Orders are accepted up to one hour before game time. If time does not permit mailing, tickets will be held for pickup at the United Center's Gate 4 Will Call within 90 minutes of the game.

### 3) UNITED CENTER BOX OFFICE

Visit the United Center Box Office (Gate 4) at 1901 W. Madison St. The box office is open Monday through Saturday from 11:00 a.m. until 6:00 p.m. and through halftime on game nights. The box office accepts cash, certified checks, Visa, MasterCard, Discover or American Express.

### 4) TICKETMASTER LOCATIONS

Visit any Chicago area Ticketmaster location. For a list of more than 75 convenient locations, visit [Ticketmaster.com](http://Ticketmaster.com).

## SEASON TICKETS

Full Season Plans (45 games) and 11-Game Plans are available. For information, call (312) 455-4000 and ask for a Ticket Executive. Or visit [Bulls.com](http://Bulls.com) and click on Ticket Info.

## GROUP TICKETS

At least 1,000 tickets per game are held for groups of 25 or more. Every group receives scoreboard recognition and free mini-posters. Many exciting programs for on-court participation are available, including Preps with Pros and Court of Dreams. For information about group outings, call (312) 455-4000 and ask for a Ticket Executive. Or visit [Bulls.com](http://Bulls.com) and click on **Ticket Info**.





# 2012/2013 PROMOTIONAL SCHEDULE

FRONT OFFICE | BALL OPS | PLAYERS | THE NBA | OPPONENTS | 2011-12 SEASON | RECORDS | PLAYOFFS | HISTORY | COMMUNITY | MEDIA | CONTENTS

## OCTOBER

10/09/12	Memphis Grizzlies	2012/2013 Bulls Calendars
10/16/12	Milwaukee Bucks	2012/2013 Bulls Calendars
10/19/12	Minnesota Timberwolves	2012/2013 Bulls Calendars
10/23/12	Oklahoma City Thunder	2012/2013 Bulls Calendars
10/31/12	Sacramento Kings	Budweiser Magnetic Can Koozie*

## NOVEMBER

11/12/12	Boston Celtics	Budweiser Cooler Bag*
11/28/12	Dallas Mavericks	Hinckley Springs Aluminum Water Bottle

## DECEMBER

12/04/12	Indiana Pacers	BMO Harris Bank "Carlos Boozer Shirt off our Back"
12/18/12	Boston Celtics	BMO Harris Bank "Luol Deng Shirt off our Back"

## JANUARY

01/09/13	Milwaukee Bucks	BMO Harris Bank "Taj Gibson Shirt off our Back"
01/19/12	Memphis Grizzlies	ComEd Eco-Friendly Bag
01/21/13	Los Angeles Lakers	AT&T Jersey Drawstring Bag
01/25/13	Golden State Warriors	Delta Dental Benny the Bull Toothbrushes+
01/28/13	Charlotte Bobcats	Mesirov Financial Luol Deng Bobblehead

## FEBRUARY

02/11/12	San Antonio Spurs	Budweiser Luvabulls Posters*
02/21/12	Miami Heat	BMO Harris Bank "Joakim Noah Shirt off our Back"
02/26/13	Cleveland Cavaliers	Comcast SportsNet Hat

## MARCH

03/18/12	Denver Nuggets	Budweiser St. Patrick's Day Mug*
03/21/12	Portland Trail Blazers	Blue Cross Blue Shield of Illinois Growth Chart
03/23/12	Indiana Pacers	DiGiorno Oven Mitt
03/27/12	Miami Heat	Budweiser Derrick Rose Bobblehead *

## APRIL

04/05/13	Orlando Magic	Constellation Color Change Tumbler
04/09/13	Toronto Raptors	BMO Harris Bank "Derrick Rose Shirt off our Back"
04/11/13	New York Knicks	AT&T Joakim Noah Bobblehead
04/17/12	Washington Wizards	Athletico Taj Gibson Bobblehead

\* 21 and older ONLY + Ages 14 and under only

**Quantities of items are limited.**

**All promotions are subject to change or cancel without notice.**



**OCTOBER**

Wed. 31	Sacramento	7:00 p.m.
---------	------------	-----------

**NOVEMBER**

Sat. 3	New Orleans	7:00 p.m.
Tue. 6	Orlando	7:00 p.m.
Thu. 8	Oklahoma City	7:00 p.m.
Sat. 10	Minnesota	7:00 p.m.
Mon. 12	Boston	7:00 p.m.
Mon. 26	Milwaukee	7:00 p.m.
Wed. 28	Dallas	7:00 p.m.

**DECEMBER**

Sat. 1	Philadelphia	7:00 p.m.
Tue. 4	Indiana	7:00 p.m.
Sat. 8	New York	7:00 p.m.
Tue. 11	L.A. Clippers	8:30 p.m.
Sat. 15	Brooklyn	7:00 p.m.
Tue. 18	Boston	7:00 p.m.
Tue. 25	Houston	7:00 p.m.
Sat. 29	Washington	7:00 p.m.
Mon. 31	Charlotte	2:00 p.m.

**JANUARY**

Mon. 7	Cleveland	7:00 p.m.
Wed. 9	Milwaukee	7:00 p.m.
Sat. 12	Phoenix	7:00 p.m.
Mon. 14	Atlanta	7:00 p.m.
Sat. 19	Memphis	7:00 p.m.
Mon. 21	L.A. Lakers	8:30 p.m.
Wed. 23	Detroit	7:00 p.m.
Fri. 25	Golden State	7:00 p.m.
Mon. 28	Charlotte	7:00 p.m.

**FEBRUARY**

Mon. 11	San Antonio	7:00 p.m.
Thu. 21	Miami	7:00 p.m.
Tue. 26	Cleveland	7:00 p.m.
Thu. 28	Philadelphia	7:00 p.m.

**MARCH**

Sat. 2	Brooklyn	7:00 p.m.
Fri. 8	Utah	7:00 p.m.
Mon. 18	Denver	7:00 p.m.
Thu. 21	Portland	7:00 p.m.
Sat. 23	Indiana	7:00 p.m.
Wed. 27	Miami	7:00 p.m.
Sun. 31	Detroit	6:00 p.m.

**APRIL**

Fri. 5	Orlando	7:00 p.m.
Tue. 9	Toronto	7:00 p.m.
Thu. 11	New York	7:00 p.m.
Wed. 17	Washington	7:00 p.m.

**1200AM  
WRTO**



**OMAR RAMOS**

**SPANISH RADIO  
PLAY-BY-PLAY  
ANNOUNCER**



**MATT MORENO**

**SPANISH RADIO  
ANALYST**

# ESPN CHICAGO (1000 AM)

## OUR PROGRAMMING LINEUP

TUNE IN ALL WEEK LONG FOR YOUR CHICAGO SPORTS TALK



### Mike & Mike in the Morning | 5 a.m. - 9 a.m.

From the hallowed halls of Notre Dame and the journalistic guild of Northwestern, the Midwest educated "Mike and Mike Show" brings you up to speed on everything Chicago.



### Waddle & Silvy | 9 a.m. - 1 p.m.

Former Chicago Bear Tom Waddle joins Marc "Silvy" Silverman for an in-depth look into Chicago sports.



### Scott Van Pelt | 1 p.m. - 2 p.m.

Versatile sportscasters Scott Van Pelt and Ryen Russillo round out your day with an hour of comprehensive sports talk.



### Carmen, Jurko & Harry | 2 p.m. - 6 p.m.

Ten-year NFL veteran John "Jurko" Jurkovic, Harry Teinowitz and Carmen DeFalco host the hilarious and informative sports talk roundtable.



### Bulls Basketball | 6 p.m. - 10 p.m.

ESPN 1000 is your Home for the Bulls. Tune in for all regular season games.



### Bulls Weekly/Pre-game on Saturdays

The ultimate Bulls pre-game show, live from the United Center.



### ESPNChicago.com

Get breaking Chicago Bulls news, scores and analysis by visiting us at [ESPNChicago.com](http://ESPNChicago.com). You can watch Chicago SportsCenter, download the latest podcasts, read in-depth columns and more!

# CHICAGO BULLS 2012-2013 SCHEDULE



## NOVEMBER

S	M	T	W	T	F	S	
<b>HOME</b>	○	□	☆	<b>SAC</b> <sup>31</sup> 7:00 WGN	1	<b>CLE</b> <sup>2</sup> 6:30 CSN	<b>NO</b> <sup>3</sup> 7:00 WCU
<b>AWAY</b>	PREFERRED	PRIME	PREMIER				
4	5	<b>ORL</b> <sup>6</sup> 7:00 CSN	7	<b>OKC</b> <sup>8</sup> 7:00 TNT	9	<b>MIN</b> <sup>10</sup> 7:00 WGN+	
11	<b>BOS</b> <sup>12</sup> 7:00 CSN	13	<b>PHO</b> <sup>14</sup> 8:00 CSN+	15	16	<b>LAC</b> <sup>17</sup> 2:30 WGN	
<b>POR</b> <sup>18</sup> 8:00 WGN+	19	20	<b>HOU</b> <sup>21</sup> 7:00 CSN	22	23	<b>MIL</b> <sup>24</sup> 8:00 WGN+	
25	<b>MIL</b> <sup>25</sup> 7:00 CSN	27	<b>DAL</b> <sup>28</sup> 7:00 CSN	29	30		

## DECEMBER

S	M	T	W	T	F	S
						<b>PHI</b> <sup>1</sup> 7:00 WGN+
2	3	<b>IND</b> <sup>4</sup> 7:00 WGN	<b>CLE</b> <sup>5</sup> 7:00 CSN	6	<b>DET</b> <sup>7</sup> 6:30 CSN+	<b>NY</b> <sup>8</sup> 7:00 WGN+
9	10	<b>LAC</b> <sup>11</sup> 8:30 CSN	<b>PHI</b> <sup>12</sup> 6:30 CSN	13	14	<b>BKN</b> <sup>15</sup> 7:00 WGN+
16	<b>MEM</b> <sup>17</sup> 7:00 CSN	<b>BOS</b> <sup>18</sup> 7:00 CSN+	19	20	<b>NY</b> <sup>21</sup> 6:30 CSN	<b>ATL</b> <sup>22</sup> 6:00 WGN+
23	24	<b>HOU</b> <sup>25</sup> 7:00 WCU	<b>IND</b> <sup>26</sup> 6:00 CSN	27	28	<b>WAS</b> <sup>29</sup> 7:00 WGN+
30	<b>CHA</b> <sup>30</sup> 7:00 WGN+					

## JANUARY

S	M	T	W	T	F	S
		1	<b>ORL</b> <sup>2</sup> 6:00 WCU	3	<b>MIA</b> <sup>4</sup> 6:30 WCU	5
6	<b>CLE</b> <sup>7</sup> 7:00 WGN+	8	<b>MIL</b> <sup>9</sup> 7:00 CSN	10	<b>NY</b> <sup>11</sup> 7:00 CSN	<b>PHO</b> <sup>12</sup> 7:00 WGN+
13	<b>ATL</b> <sup>14</sup> 7:00 CSN	15	<b>TOR</b> <sup>16</sup> 6:00 CSN	17	<b>BOS</b> <sup>18</sup> 6:00 WCU	<b>MEM</b> <sup>19</sup> 7:00 WGN+
20	<b>LAL</b> <sup>21</sup> 8:30 TNT	22	<b>DET</b> <sup>23</sup> 7:00 CSN	24	<b>GS</b> <sup>25</sup> 7:00 CSN	<b>WAS</b> <sup>26</sup> 6:00 WGN+
27	<b>CHA</b> <sup>28</sup> 7:00 CSN	29	<b>MIL</b> <sup>30</sup> 7:00 CSN	31		

## FEBRUARY

S	M	T	W	T	F	S
					<b>BKN</b> <sup>1</sup> 6:30 CSN	<b>ATL</b> <sup>2</sup> 6:00 WGN+
3	4	5	6	<b>DEN</b> <sup>7</sup> 9:30 WGN	<b>UTA</b> <sup>8</sup> 9:30 CSN	9
10	<b>SA</b> <sup>11</sup> 7:00 CSN	12	<b>BOS</b> <sup>13</sup> 6:30 CSN	14	15	ALL-STAR WEEKEND (INDUSTRIAL)
17	18	<b>NO</b> <sup>19</sup> 7:00 CSN+	20	<b>MIA</b> <sup>21</sup> 7:00 TNT	<b>CHA</b> <sup>22</sup> 6:00 WCU	23
<b>OKC</b> <sup>24</sup> 8:30 WGN	25	<b>CLE</b> <sup>26</sup> 7:00 CSN	27	<b>PHI</b> <sup>28</sup> 7:00 TNT		

## MARCH

S	M	T	W	T	F	S
					1	<b>BKN</b> <sup>2</sup> 7:00 WGN+
<b>IND</b> <sup>3</sup> 7:00 WCU	4	5	<b>SA</b> <sup>6</sup> 8:00 CSN	7	<b>UTA</b> <sup>8</sup> 7:00 CSN	9
<b>LAL</b> <sup>10</sup> 2:30 ABC	11	12	<b>SAC</b> <sup>13</sup> 9:00 CSN	14	<b>GS</b> <sup>15</sup> 9:30 WGN+	16
17	<b>DEN</b> <sup>18</sup> 7:00 CSN+	19	20	<b>POR</b> <sup>21</sup> 7:00 CSN	22	<b>IND</b> <sup>23</sup> 7:00 WGN+
<b>MIN</b> <sup>24</sup> 6:00 WGN+	25	26	<b>MIA</b> <sup>27</sup> 7:00 CSN	28	29	<b>DAL</b> <sup>30</sup> 6:00 CSN

## APRIL

S	M	T	W	T	F	S
	1	<b>WAS</b> <sup>2</sup> 6:00 CSN	3	<b>BKN</b> <sup>4</sup> 6:00 TNT	<b>ORL</b> <sup>5</sup> 7:00 CSN	6
<b>DET</b> <sup>7</sup> 6:30 CSN	8	<b>TOR</b> <sup>9</sup> 7:00 CSN	10	<b>NY</b> <sup>11</sup> 7:00 TNT	<b>TOR</b> <sup>12</sup> 6:00 WCU	13
<b>MIA</b> <sup>14</sup> 12:00 ABC	<b>ORL</b> <sup>15</sup> 6:00 WCU	16	<b>WAS</b> <sup>17</sup> 7:00 CSN	18	19	20
21	22	23	24	25	26	27

ABC AMERICAN BROADCASTING CO. CSN COMCAST SPORTSNET WGN WGN-TV WCU WCU-TV  
TNT TURNER NETWORK CSN+ COMCAST SPORTSNET PLUS WGN+ WGN AMERICA

COMMUNITY MEDIA HISTORY PLAYOFFS RECORDS 2011-12 SEASON OPPONENTS THE NBA PLAYERS BBALL OPS. FRONT OFFICE



**AMERICA RUNS ON DUNKIN'®**



**PROUD SPONSOR OF  
THE CHICAGO BULLS!**





# CHICAGO BULLS



BEFORE TIP-OFF  
**GRAB SOME BUDS**

ENJOY RESPONSIBLY

[www.budweiser.com](http://www.budweiser.com)