

RESULTS



4 x 100 Metres (1 lap) Men - Final

RECORDS	RESULT	TEAM	COUNTRY	VENUE	DATE
World Record WR	36.84	Jamaica	JAM	London (OP)	11 Aug 2012
Championship Record CR	37.71	Jamaica	JAM	Nassau	25 May 2014
World Leading WL	37.71	Jamaica	JAM	Nassau	25 May 2014
Area Record AR		National Record NR	National Record PB	Season Best SB	


Final

25 May 2014 20:39 START TIME 29° C TEMPERATURE 73 % HUMIDITY

PLACE	TEAM	BIB	LANE	REACTION	RESULT	Fn	POINTS
1	JAMAICA Nesta CARTER Nickel ASHMEADE Julian FORTE Yohan BLAKE	JAM	6	0.157	37.77 *WC		8
2	TRINIDAD AND TOBAGO Keston BLEDMAN Marc BURNS Rondel SORRILLO Richard THOMPSON	TTO	4	0.189	38.04 *WC	SB	7
3	GREAT BRITAIN & N.I. Richard KILTY Harry AIKINES-ARYEETEEY James ELLINGTON Dwain CHAMBERS	GBR	5	0.139	38.19 *WC		6
4	BRAZIL Bruno DE BARROS Jefferson LUCINDO Aldemir DA SILVA JUNIOR Jorge VIDES	BRA	8	0.150	38.40 *WC		5
5	JAPAN Kazuma OSETO Kei TAKASE Yoshihide KIRYU Shota IIZUKA	JPN	2	0.180	38.40 *WC		4
6	CANADA Gavin SMELLIE Dontae RICHARDS-KWOK Jared CONNAUGHTON Justyn WARNER	CAN	7	0.155	38.55 *WC	SB	3
7	GERMANY Aleixo-Platini MENGA Lucas JAKUBCZYK Julian REUS Martin KELLER	GER	3	0.154	38.69 *WC		2
	FRANCE	FRA	1		DNS		

NOTE IAAF Rule *WC - Qualified for WORLD CHAMPIONSHIPS

INTERMEDIATE TIMES 300m JAMAICA 28.70



RESULTS
4 x 100 Metres (1 lap) Men - Final

ALL-TIME TOP LIST				SEASON TOP LIST			
RESULT	TEAM	VENUE	DATE	RESULT	TEAM	VENUE	DATE
36.84	JAMAICA (JAM)	London (OP)	11 Aug 12	37.71	JAMAICA (JAM)	Nassau	25 May 14
37.04	UNITED STATES (USA)	London (OP)	11 Aug 12	37.93	GREAT BRITAIN & N.I. (GBR)	Nassau	25 May 14
37.62	TRINIDAD AND TOBAGO (TTO)	Berlin	22 Aug 09	38.04	TRINIDAD AND TOBAGO (TTO)	Nassau	25 May 14
37.69	CANADA (CAN)	Atlanta, GA	3 Aug 96	38.10	BRAZIL (BRA)	Nassau	25 May 14
37.73	GREAT BRITAIN & N.I. (GBR)	Sevilla	29 Aug 99	38.29	UNITED STATES (USA)	Austin (MMS), TX	29 Mar 14
37.79	FRANCE (FRA)	Split	1 Sep 90	38.33	FRANCE (FRA)	Nassau	25 May 14
37.90	BRAZIL (BRA)	Sydney	30 Sep 00	38.34	JAPAN (JPN)	Nassau	25 May 14
37.94	NIGERIA (NGR)	Athina	9 Aug 97	38.44	CUBA (CUB)	Nassau	25 May 14
38.00	CUBA (CUB)	Barcelona	8 Aug 92	38.52	NETHERLANDS (NED)	Nassau	25 May 14
38.02	USSR (URS)	Roma (Stadio Olimpico)	6 Sep 87	38.53	UKRAINE (UKR)	Nassau	25 May 14
38.02	GERMANY (GER)	Weinheim	27 Jul 12				

RESULTS



4 x 100 Metres (1 lap) Men - Final

RECORDS	RESULT	TEAM	COUNTRY	VENUE	DATE
World Record WR	36.84	Jamaica	JAM	London (OP)	11 Aug 2012
Championship Record CR	37.71	Jamaica	JAM	Nassau	25 May 2014
World Leading WL	37.71	Jamaica	JAM	Nassau	25 May 2014
Area Record AR		National Record NR	National Record PB	Season Best SB	

Final

25 May 2014 20:39 START TIME 29° C TEMPERATURE 73 % HUMIDITY

PLACE	TEAM	BIB	LANE	REACTION	RESULT	Fn	POINTS
1	JAMAICA Nesta CARTER Nickel ASHMEADE Julian FORTE Yohan BLAKE	JAM	6	0.157	37.77 *WC		8
2	TRINIDAD AND TOBAGO Keston BLEDMAN Marc BURNS Rondel SORRILLO Richard THOMPSON	TTO	4	0.189	38.04 *WC	SB	7
3	GREAT BRITAIN & N.I. Richard KILTY Harry AIKINES-ARYEETEEY James ELLINGTON Dwain CHAMBERS	GBR	5	0.139	38.19 *WC		6
4	BRAZIL Bruno DE BARROS Jefferson LUCINDO Aldemir DA SILVA JUNIOR Jorge VIDES	BRA	8	0.150	38.40 *WC		5
5	JAPAN Kazuma OSETO Kei TAKASE Yoshihide KIRYU Shota IIZUKA	JPN	2	0.180	38.40 *WC		4
6	CANADA Gavin SMELLIE Dontae RICHARDS-KWOK Jared CONNAUGHTON Justyn WARNER	CAN	7	0.155	38.55 *WC	SB	3
7	GERMANY Aleixo-Platini MENGA Lucas JAKUBCZYK Julian REUS Martin KELLER	GER	3	0.154	38.69 *WC		2
	FRANCE	FRA	1		DNS		

NOTE IAAF Rule *WC - Qualified for WORLD CHAMPIONSHIPS

INTERMEDIATE TIMES 300m JAMAICA 28.70

Final B

25 May 2014 20:28 START TIME 29° C TEMPERATURE 73 % HUMIDITY

PLACE	TEAM	BIB	LANE	REACTION	RESULT	Fn	POINTS
1	UKRAINE	UKR	7	0.155	38.53 *WC	NR	

Timing by SEIKO

Data Processing by CANON

AT-4X1-M-f----.RS6..v2

Issued at 21:32 on Sunday, 25 May 2014

1 2

Official IAAF Partners



RESULTS
4 x 100 Metres (1 lap) Men - Final

		Emil IBRAGIMOV Serhiy SMELYK Ihor BODROV Vitaliy KORZH				
2	CUBA	Yaniel CARRERO Roberto SKYERS Reynier MENA Yadier CUÉLLAR	CUB	6	0.157	38.60
3	PR OF CHINA	Shiwei CHEN Zhenye XIE Yang YANG Youxue MO	CHN	8	0.148	38.83 SB
4	SAINT KITTS AND NEVIS	Allistar CLARKE Jason ROGERS Antoine ADAMS Brijesh LAWRENCE	SKN	3	0.199	39.07
5	POLAND	Remigiusz OLSZEWSKI Dariusz KUC Jakub ADAMSKI Karol ZALEWSKI	POL	4	0.157	39.31
	AUSTRALIA	Jin Su JUNG Jarrod GEDDES Jake HAMMOND Alexander HARTMANN	AUS	1	0.146	DNF
	NETHERLANDS	Giovanni CODRINGTON Churandy MARTINA Jorén TROMP Hensley PAULINA	NED	5	0.162	DNF
	BARBADOS		BAR	2		DNS

NOTE IAAF Rule *WC - Qualified for WORLD CHAMPIONSHIPS

INTERMEDIATE TIMES 300m JAMAICA 28.70

ALL-TIME TOP LIST				SEASON TOP LIST			
RESULT	TEAM	VENUE	DATE	RESULT	TEAM	VENUE	DATE
36.84	JAMAICA (JAM)	London (OP)	11 Aug 12	37.71	JAMAICA (JAM)	Nassau	25 May 14
37.04	UNITED STATES (USA)	London (OP)	11 Aug 12	37.93	GREAT BRITAIN & N.I. (GBR)	Nassau	25 May 14
37.62	TRINIDAD AND TOBAGO (TTO)	Berlin	22 Aug 09	38.04	TRINIDAD AND TOBAGO (TTO)	Nassau	25 May 14
37.69	CANADA (CAN)	Atlanta, GA	3 Aug 96	38.10	BRAZIL (BRA)	Nassau	25 May 14
37.73	GREAT BRITAIN & N.I. (GBR)	Sevilla	29 Aug 99	38.29	UNITED STATES (USA)	Austin (MMS), TX	29 Mar 14
37.79	FRANCE (FRA)	Split	1 Sep 90	38.33	FRANCE (FRA)	Nassau	25 May 14
37.90	BRAZIL (BRA)	Sydney	30 Sep 00	38.34	JAPAN (JPN)	Nassau	25 May 14
37.94	NIGERIA (NGR)	Athina	9 Aug 97	38.44	CUBA (CUB)	Nassau	25 May 14
38.00	CUBA (CUB)	Barcelona	8 Aug 92	38.52	NETHERLANDS (NED)	Nassau	25 May 14
38.02	USSR (URS)	Roma (Stadio Olimpico)	6 Sep 87	38.53	UKRAINE (UKR)	Nassau	25 May 14
38.02	GERMANY (GER)	Weinheim	27 Jul 12				

RESULT PROGRESSION

4 x 100 Metres (1 lap) Men - Final




RECORDS	RESULT	TEAM	COUNTRY	VENUE	DATE
World Record WR	36.84	Jamaica	JAM	London (OP)	11 Aug 2012
Championship Record CR	37.71	Jamaica	JAM	Nassau	25 May 2014
World Leading WL	37.71	Jamaica	JAM	Nassau	25 May 2014
Area Record AR		National Record NR	National Record PB	Season Best SB	

25 May 2014

RANK	BIB	TEAM	PHASE	HEAT	LANE	PLACE	RESULT	POINTS
1	JAM	JAMAICA	Final	1	6	1	37.77	8
			Round 1	2	7	1	37.71 Q CR	
2	TTO	TRINIDAD AND TOBAGO	Final	1	4	2	38.04 SB	7
			Round 1	1	8	3	38.09 Q SB	
3	GBR	GREAT BRITAIN & N.I.	Final	1	5	3	38.19	6
			Round 1	1	5	2	37.93 Q CR	
4	JPN	JAPAN	Final	1	2	4	38.40	4
			Round 1	1	3	6	38.34 q SB	
4	BRA	BRAZIL	Final	1	8	4	38.40	5
			Round 1	2	5	4	38.10 Q SB	
6	CAN	CANADA	Final	1	7	6	38.55 SB	3
			Round 1	3	8	11	38.70 Q SB	
7	GER	GERMANY	Final	1	3	7	38.69	2
			Round 1	3	4	10	38.62 Q SB	
	FRA	FRANCE	Final	1	1		DNS	
			Round 1	2	4	5	38.33 q SB	

NOTE IAAF Rule *WC - Qualified for WORLD CHAMPIONSHIPS
IAAF Rule 170.7 - Passing the baton outside the takeover zone

ALL-TIME TOP LIST				SEASON TOP LIST			
RESULT	TEAM	VENUE	DATE	RESULT	TEAM	VENUE	DATE
36.84	JAMAICA (JAM)	London (OP)	11 Aug 12	37.71	JAMAICA (JAM)	Nassau	25 May 14
37.04	UNITED STATES (USA)	London (OP)	11 Aug 12	37.93	GREAT BRITAIN & N.I. (GBR)	Nassau	25 May 14
37.62	TRINIDAD AND TOBAGO (TTO)	Berlin	22 Aug 09	38.04	TRINIDAD AND TOBAGO (TTO)	Nassau	25 May 14
37.69	CANADA (CAN)	Atlanta, GA	3 Aug 96	38.10	BRAZIL (BRA)	Nassau	25 May 14
37.73	GREAT BRITAIN & N.I. (GBR)	Sevilla	29 Aug 99	38.29	UNITED STATES (USA)	Austin (MMS), TX	29 Mar 14
37.79	FRANCE (FRA)	Split	1 Sep 90	38.33	FRANCE (FRA)	Nassau	25 May 14
37.90	BRAZIL (BRA)	Sydney	30 Sep 00	38.34	JAPAN (JPN)	Nassau	25 May 14
37.94	NIGERIA (NGR)	Athina	9 Aug 97	38.44	CUBA (CUB)	Nassau	25 May 14
38.00	CUBA (CUB)	Barcelona	8 Aug 92	38.52	NETHERLANDS (NED)	Nassau	25 May 14
38.02	USSR (URS)	Roma (Stadio Olimpico)	6 Sep 87	38.53	UKRAINE (UKR)	Nassau	25 May 14
38.02	GERMANY (GER)	Weinheim	27 Jul 12				



TEAMS STANDINGS

FINAL

PLACE	POINTS	NAME	
1	60	UNITED STATES	USA
2	41	JAMAICA	JAM
3	35	KENYA	KEN
4	24	GREAT BRITAIN & N.I.	GBR
5	21	AUSTRALIA	AUS
6	19	TRINIDAD AND TOBAGO	TTO
7	18	FRANCE	FRA
8	15	BAHAMAS	BAH
9	14	POLAND	POL
10	13	NIGERIA	NGR
11	10	BRAZIL	BRA
12	8	SPAIN	ESP
13	7	SAINT KITTS AND NEVIS	SKN
14	7	ROMANIA	ROU
15	6	ETHIOPIA	ETH
	6	RUSSIA	RUS
17	5	BARBADOS	BAR
18	5	GERMANY	GER
19	4	CUBA	CUB
	4	JAPAN	JPN
	4	SWITZERLAND	SUI
22	4	MEXICO	MEX
23	3	CANADA	CAN
	3	ITALY	ITA
	3	VENEZUELA	VEN
26	2	BERMUDA	BER
	2	PR OF CHINA	CHN
	2	QATAR	QAT
29	1	SLOVAK REPUBLIC	SVK



SUMMARY



4 x 100 Metres (1 lap) Men - Round 1

First 2 in each heat (Q) and the next 2 fastest (q) advance to the Final
The next 8 fastest advance to the Final B

RECORDS	RESULT	TEAM	COUNTRY	VENUE	DATE
World Record WR	36.84	Jamaica	JAM	London (OP)	11 Aug 2012
Championship Record CR	37.71	Jamaica	JAM	Nassau	25 May 2014
World Leading WL	37.71	Jamaica	JAM	Nassau	25 May 2014
Area Record AR		National Record NR	National Record PB	Season Best SB	

25 May 2014

RANK	PLACE	HEAT	LANE	BIB	TEAM	REACTION	RESULT	
1	1	2	7	JAM	JAMAICA	0.159	37.71 Q	CR
2	1	1	5	GBR	GREAT BRITAIN & N.I.	0.136	37.93 Q	CR
3	2	1	8	TTO	TRINIDAD AND TOBAGO	0.162	38.09 Q	SB
4	2	2	5	BRA	BRAZIL	0.152	38.10 Q	SB
5	3	2	4	FRA	FRANCE	0.165	38.33 q	SB
6	3	1	3	JPN	JAPAN	0.173	38.34 q	SB
10	1	3	4	GER	GERMANY	0.149	38.62 Q	SB
11	2	3	8	CAN	CANADA	0.140	38.70 Q	SB
Final								
7	4	1	2	CUB	CUBA	0.149	38.44	SB
8	5	1	6	NED	NETHERLANDS	0.169	38.52	SB
9	4	2	6	POL	POLAND	0.161	38.60	SB
12	3	3	7	SKN	SAINT KITTS AND NEVIS	0.166	38.76	SB
13	4	3	3	UKR	UKRAINE	0.335	38.91	SB
14	5	2	8	CHN	PR OF CHINA	0.162	39.00	SB
15	6	1	7	AUS	AUSTRALIA	0.150	39.21	SB
16	6	2	2	BAR	BARBADOS	0.148	39.27	SB
17	7	2	3	VEN	VENEZUELA	0.171	39.29	SB
18	7	1	4	CAY	CAYMAN ISLANDS	0.144	39.76	SB
Final B								
		3	2	USA	UNITED STATES	0.160	DQ 170.7	
		3	5	BAH	BAHAMAS	0.202	DQ 170.7	
		3	6	NGR	NIGERIA		DNS	

NOTE IAAF Rule 170.7 - Passing the baton outside the takeover zone

ALL-TIME TOP LIST				SEASON TOP LIST			
RESULT	TEAM	VENUE	DATE	RESULT	TEAM	VENUE	DATE
36.84	JAMAICA (JAM)	London (OP)	11 Aug 12	37.71	JAMAICA (JAM)	Nassau	25 May 14
37.04	UNITED STATES (USA)	London (OP)	11 Aug 12	37.93	GREAT BRITAIN & N.I. (GBR)	Nassau	25 May 14
37.62	TRINIDAD AND TOBAGO (TTO)	Berlin	22 Aug 09	38.09	TRINIDAD AND TOBAGO (TTO)	Nassau	25 May 14
37.69	CANADA (CAN)	Atlanta, GA	3 Aug 96	38.10	BRAZIL (BRA)	Nassau	25 May 14
37.73	GREAT BRITAIN & N.I. (GBR)	Sevilla	29 Aug 99	38.29	UNITED STATES (USA)	Austin (MMS), TX	29 Mar 14
37.79	FRANCE (FRA)	Split	1 Sep 90	38.33	FRANCE (FRA)	Nassau	25 May 14
37.90	BRAZIL (BRA)	Sydney	30 Sep 00	38.34	JAPAN (JPN)	Nassau	25 May 14
37.94	NIGERIA (NGR)	Athina	9 Aug 97	38.44	CUBA (CUB)	Nassau	25 May 14
38.00	CUBA (CUB)	Barcelona	8 Aug 92	38.52	NETHERLANDS (NED)	Nassau	25 May 14
38.02	USSR (URS)	Roma (Stadio Olimpico)	6 Sep 87	38.60	POLAND (POL)	Nassau	25 May 14
38.02	GERMANY (GER)	Weinheim	27 Jul 12				

RESULTS



4 x 100 Metres (1 lap) Men - Round 1

First 2 in each heat (Q) and the next 2 fastest (q) advance to the Final
The next 8 fastest advance to the Final B

RECORDS	RESULT	TEAM	COUNTRY	VENUE	DATE
World Record WR	36.84	Jamaica	JAM	London (OP)	11 Aug 2012
Championship Record CR	37.71	Jamaica	JAM	Nassau	25 May 2014
World Leading WL	37.71	Jamaica	JAM	Nassau	25 May 2014
Area Record AR		National Record NR	National Record PB	Season Best SB	

Heat 1


3

25 May 2014 17:39 START TIME

29° C TEMPERATURE 73 % HUMIDITY

PLACE	TEAM	BIB	LANE	REACTION	RESULT	Q	SB	CR	Fn
1	GREAT BRITAIN & N.I. Richard KILTY Harry AIKINES-ARYEETEY James ELLINGTON Daniel TALBOT	GBR	5	0.136	37.93	Q		CR	
2	TRINIDAD AND TOBAGO Keston BLEDMAN Marc BURNS Rondel SORRILLO Richard THOMPSON	TTO	8	0.162	38.09	Q		SB	
3	JAPAN Kazuma OSETO Kei TAKASE Yoshihide KIRYU Shota IIZUKA	JPN	3	0.173	38.34	q		SB	
4	CUBA Yaniel CARRERO Roberto SKYERS Reynier MENA Yadier CUÉLLAR	CUB	2	0.149	38.44			SB	
5	NETHERLANDS Giovanni CODRINGTON Churandy MARTINA Jorén TROMP Hensley PAULINA	NED	6	0.169	38.52			SB	
6	AUSTRALIA Jin Su JUNG Jarrod GEDDES Jake HAMMOND Alexander HARTMANN	AUS	7	0.150	39.21			SB	
7	CAYMAN ISLANDS Kemar HYMAN Tyrell CUFFY David HAMIL Rhymiech ADOLPHUS	CAY	4	0.144	39.76			SB	

INTERMEDIATE TIMES	300m	GREAT BRITAIN & N.I.	29.00
---------------------------	------	----------------------	-------



RESULTS
4 x 100 Metres (1 lap) Men - Round 1


Heat 2 **3**

25 May 2014 17:48 START TIME 29° C TEMPERATURE 73 % HUMIDITY

PLACE	TEAM	BIB	LANE	REACTION	RESULT	Q	Fn
1	JAMAICA Nesta CARTER Kemar BAILEY-COLE Julian FORTE Andrew FISHER	JAM	7	0.159	37.71	Q	CR
2	BRAZIL Bruno DE BARROS Jefferson LUCINDO Aldemir DA SILVA JUNIOR Jorge VIDES	BRA	5	0.152	38.10	Q	SB
3	FRANCE Arnaud REMY Jimmy VICAUT Ben BASSAW Christophe LEMAITRE	FRA	4	0.165	38.33	q	SB
4	POLAND Remigiusz OLSZEWSKI Dariusz KUC Kamil MASZTAK Karol ZALEWSKI	POL	6	0.161	38.60		SB
5	PR OF CHINA Shiwei CHEN Zhenye XIE Yang YANG Youxue MO	CHN	8	0.162	39.00		SB
6	BARBADOS Andrew HINDS Levi CADOGAN Ackeem FORDE Ramon GITTENS	BAR	2	0.148	39.27		SB
7	VENEZUELA Dubeiker CEDEÑO Arturo RAMÍREZ Alvaro Luis CASSIANI Diego RIVAS	VEN	3	0.171	39.29		SB

INTERMEDIATE TIMES	300m	JAMAICA	28.70
--------------------	------	---------	-------





RESULTS
4 x 100 Metres (1 lap) Men - Round 1

Heat 3 **3**

25 May 2014 17:57 START TIME 29° C TEMPERATURE 73 % HUMIDITY

PLACE	TEAM	BIB	LANE	REACTION	RESULT	Q	SB	Fn
1	GERMANY Aleixo-Platini MENGA Lucas JAKUBCZYK Julian REUS Martin KELLER	GER	4	0.149	38.62	Q	SB	
2	CANADA Gavin SMELLIE Dontae RICHARDS-KWOK Jared CONNAUGHTON Justyn WARNER	CAN	8	0.140	38.70	Q	SB	
3	SAINT KITTS AND NEVIS Jason ROGERS Antoine ADAMS Lestrod ROLAND Brijesh LAWRENCE	SKN	7	0.166	38.76		SB	
4	UKRAINE Emil IBRAGIMOV Serhiy SMELYK Ihor BODROV Vitaliy KORZH	UKR	3	0.335	38.91		SB	
	BAHAMAS Jonathan FARQUHARSON Adrian GRIFFITH Stephen NEWBOLD Blake BARTLETT	BAH	5	0.202	DQ 170.7			
	UNITED STATES Marvin BRACY Trell KIMMONS Rakieem SALAAM Charles SILMON	USA	2	0.160	DQ 170.7			
	NIGERIA	NGR	6		DNS			

NOTE IAAF Rule 170.7 - Passing the baton outside the takeover zone

INTERMEDIATE TIMES 300m GERMANY 29.10

ALL-TIME TOP LIST				SEASON TOP LIST			
RESULT	TEAM	VENUE	DATE	RESULT	TEAM	VENUE	DATE
36.84	JAMAICA (JAM)	London (OP)	11 Aug 12	37.71	JAMAICA (JAM)	Nassau	25 May 14
37.04	UNITED STATES (USA)	London (OP)	11 Aug 12	37.93	GREAT BRITAIN & N.I. (GBR)	Nassau	25 May 14
37.62	TRINIDAD AND TOBAGO (TTO)	Berlin	22 Aug 09	38.09	TRINIDAD AND TOBAGO (TTO)	Nassau	25 May 14
37.69	CANADA (CAN)	Atlanta, GA	3 Aug 96	38.10	BRAZIL (BRA)	Nassau	25 May 14
37.73	GREAT BRITAIN & N.I. (GBR)	Sevilla	29 Aug 99	38.29	UNITED STATES (USA)	Austin (MMS), TX	29 Mar 14
37.79	FRANCE (FRA)	Split	1 Sep 90	38.33	FRANCE (FRA)	Nassau	25 May 14
37.90	BRAZIL (BRA)	Sydney	30 Sep 00	38.34	JAPAN (JPN)	Nassau	25 May 14
37.94	NIGERIA (NGR)	Athina	9 Aug 97	38.44	CUBA (CUB)	Nassau	25 May 14
38.00	CUBA (CUB)	Barcelona	8 Aug 92	38.52	NETHERLANDS (NED)	Nassau	25 May 14
38.02	USSR (URS)	Roma (Stadio Olimpico)	6 Sep 87	38.60	POLAND (POL)	Nassau	25 May 14
38.02	GERMANY (GER)	Weinheim	27 Jul 12				



RESULTS



4 x 200 Metres (2 laps) Men - Final


RECORDS	RESULT	TEAM	COUNTRY	VENUE	DATE
World Record WR	1:18.63	Jamaica	JAM	Nassau	24 May 2014
Championship Record CR	1:18.63	Jamaica	JAM	Nassau	24 May 2014
World Leading WL	1:18.63	Jamaica	JAM	Nassau	24 May 2014
Area Record AR		National Record NR	National Record PB	Season Best SB	

24 May 2014 20:24 START TIME 30° C TEMPERATURE 62 % HUMIDITY

PLACE	TEAM	BIB	LANE	REACTION	RESULT	Fn	POINTS
1	JAMAICA Nickel ASHMEADE Warren WEIR Jermaine BROWN Yohan BLAKE	JAM	3	0.123	1:18.63	WR	8
2	SAINT KITTS AND NEVIS Antoine ADAMS Lestrod ROLAND Brijesh LAWRENCE Allistar CLARKE	SKN	8	0.182	1:20.51	NR	7
3	FRANCE Christophe LEMAITRE Yannick FONSAT Ben BASSAW Ken ROMAIN	FRA	5	0.166	1:20.66	AR	6
4	BARBADOS Ramon GITTENS Levi CADOGAN Andrew HINDS Fallon FORDE	BAR	4	0.174	1:21.88	NR	5
5	KENYA Stephen BARASA Carvin NKANATA Tony Kipruto CHIRCHIR Walter Michuki MOENGA	KEN	7	0.183	1:22.35	NR	4
6	BAHAMAS Blake BARTLETT Adrian GRIFFITH Wesley NEYMOUR Andretti BAIN	BAH	1	0.157	1:23.19		3
7	PR OF CHINA Shiwei CHEN Zhenye XIE Yang YANG Youxue MO	CHN	2	0.197	1:25.83		2
	UNITED STATES Maurice MITCHELL Curtis MITCHELL Ameer WEBB Wallace SPEARMON	USA	6	0.168	DQ 170.7		

NOTE IAAF Rule 170.7 - Passing the baton outside the takeover zone

INTERMEDIATE TIMES Lap 1 JAMAICA 39.00



RESULTS
4 x 200 Metres (2 laps) Men - Final

ALL-TIME TOP LIST				SEASON TOP LIST			
RESULT	TEAM	VENUE	DATE	RESULT	TEAM	VENUE	DATE
1:18.63	JAMAICA (JAM)	Nassau	24 May 14	1:18.63	JAMAICA (JAM)	Nassau	24 May 14
1:18.68	UNITED STATES (USA)	Walnut, CA	17 Apr 94	1:20.51	SAINT KITTS AND NEVIS (SKN)	Nassau	24 May 14
1:20.51	SAINT KITTS AND NEVIS (SKN)	Nassau	24 May 14	1:20.66	FRANCE (FRA)	Nassau	24 May 14
1:20.66	FRANCE (FRA)	Nassau	24 May 14	1:21.35	UNITED STATES (USA)	Austin (MMS), TX	29 Mar 14
1:21.10	ITALY (ITA)	Cagliari	29 Sep 83	1:21.88	BARBADOS (BAR)	Nassau	24 May 14
1:21.22	POLAND (POL)	Gdansk	14 Jul 01	1:22.06	CUBA (CUB)	La Habana (Estadio Panamericano)	15 Feb 14
1:21.29	GREAT BRITAIN & N.I. (GBR)	Birmingham, GBR	23 Jun 89	1:22.18	BAHAMAS (BAH)	Nassau	24 May 14
1:21.32	UKRAINE (UKR)	Portsmouth, GBR	5 Jun 93	1:22.35	KENYA (KEN)	Nassau	24 May 14
1:21.63	RUSSIA (RUS)	Portsmouth, GBR	5 Jun 93	1:23.75	PR OF CHINA (CHN)	Nassau	24 May 14
1:21.73	HUNGARY (HUN)	Paris	9 Jul 82	1:23.87	JAPAN (JPN)	Nassau	24 May 14



RESULT PROGRESSION



4 x 200 Metres (2 laps) Men - Final

RECORDS	RESULT	TEAM	COUNTRY	VENUE	DATE
World Record WR	1:18.63	Jamaica	JAM	Nassau	24 May 2014
Championship Record CR	1:18.63	Jamaica	JAM	Nassau	24 May 2014
World Leading WL	1:18.63	Jamaica	JAM	Nassau	24 May 2014
Area Record AR		National Record NR	National Record PB	Season Best SB	


24 May 2014

RANK	BIB	TEAM	PHASE	HEAT	LANE	PLACE	RESULT	POINTS
1	JAM	JAMAICA	Final	1	3	1	1:18.63 WR	8
			Round 1	1	8	1	1:20.15 Q CR	
2	SKN	SAINT KITTS AND NEVIS	Final	1	8	2	1:20.51 PB	7
			Round 1	1	7	5	1:21.97 Q PB	
3	FRA	FRANCE	Final	1	5	3	1:20.66 AR	6
			Round 1	1	1	3	1:21.45 Q SB	
4	BAR	BARBADOS	Final	1	4	4	1:21.88 PB	5
			Round 1	2	5	4	1:21.88 Q PB	
5	KEN	KENYA	Final	1	7	5	1:22.35 PB	4
			Round 1	2	6	7	1:23.24 Q PB	
6	BAH	BAHAMAS	Final	1	1	6	1:23.19	3
			Round 1	1	5	6	1:22.18 PB	
7	CHN	PR OF CHINA	Final	1	2	7	1:25.83	2
			Round 1	1	3	8	1:23.75 PB	
	USA	UNITED STATES	Final	1	6		DQ 170.7	
			Round 1	2	7	2	1:21.35 Q SB	

NOTE IAAF Rule 170.7 - Passing the baton outside the takeover zone

ALL-TIME TOP LIST				SEASON TOP LIST			
RESULT	TEAM	VENUE	DATE	RESULT	TEAM	VENUE	DATE
1:18.63	JAMAICA (JAM)	Nassau	24 May 14	1:18.63	JAMAICA (JAM)	Nassau	24 May 14
1:18.68	UNITED STATES (USA)	Walnut, CA	17 Apr 94	1:20.51	SAINT KITTS AND NEVIS (SKN)	Nassau	24 May 14
1:20.51	SAINT KITTS AND NEVIS (SKN)	Nassau	24 May 14	1:20.66	FRANCE (FRA)	Nassau	24 May 14
1:20.66	FRANCE (FRA)	Nassau	24 May 14	1:21.35	UNITED STATES (USA)	Austin (MMS), TX	29 Mar 14
1:21.10	ITALY (ITA)	Cagliari	29 Sep 83	1:21.88	BARBADOS (BAR)	Nassau	24 May 14
1:21.22	POLAND (POL)	Gdansk	14 Jul 01	1:22.06	CUBA (CUB)	La Habana (Estadio Panamericano)	15 Feb 14
1:21.29	GREAT BRITAIN & N.I. (GBR)	Birmingham, GBR	23 Jun 89	1:22.18	BAHAMAS (BAH)	Nassau	24 May 14
1:21.32	UKRAINE (UKR)	Portsmouth, GBR	5 Jun 93	1:22.35	KENYA (KEN)	Nassau	24 May 14
1:21.63	RUSSIA (RUS)	Portsmouth, GBR	5 Jun 93	1:23.75	PR OF CHINA (CHN)	Nassau	24 May 14
1:21.73	HUNGARY (HUN)	Paris	9 Jul 82	1:23.87	JAPAN (JPN)	Nassau	24 May 14

SUMMARY



4 x 200 Metres (2 laps) Men - Round 1

First 3 in each heat (Q) and the next 2 fastest (q) advance to the Final

REFEREE OVERTURN DECISION AFTER VIDEO RETURN

RECORDS	RESULT	TEAM	COUNTRY	VENUE	DATE
World Record WR	1:18.68	Santa Monica Track Club	USA	Walnut, CA	17 Apr 1994
Championship Record CR	1:20.15	Jamaica	JAM	Nassau	24 May 2014
World Leading WL	1:20.07	University of Technology Jam.	UND	Philadelphia, PA	26 Apr 2014
Area Record AR		National Record NR		National Record PB	Season Best SB

24 May 2014

RANK	PLACE	HEAT	LANE	BIB	TEAM	REACTION	RESULT	
1	1	1	8	JAM	JAMAICA	0.242	1:20.15 Q	CR
2	1	2	7	USA	UNITED STATES	0.182	1:21.35 Q	SB
3	2	1	1	FRA	FRANCE	0.152	1:21.45 Q	SB
4	2	2	5	BAR	BARBADOS	0.183	1:21.88 Q	PB
5	3	1	7	SKN	SAINT KITTS AND NEVIS	0.173	1:21.97 Q	PB
6	4	1	5	BAH	BAHAMAS	0.165	1:22.18 q	NR
7	3	2	6	KEN	KENYA	0.174	1:23.24 Q	PB
8	5	1	3	CHN	PR OF CHINA	0.149	1:23.75 q	PB
9	4	2	8	JPN	JAPAN	0.180	1:23.87	SB
10	5	2	3	CAY	CAYMAN ISLANDS	0.152	1:24.91	PB
11	6	1	2	ISV	VIRGIN ISLANDS	0.161	1:25.01	PB
12	6	2	2	TKS	TURKS AND CAICOS ISLANDS	0.398	1:27.70	PB
		2	4	GER	GERMANY	0.199	DNF	
		2	1	NGR	NIGERIA	0.171	DNF	
		1	4	ESP	SPAIN	0.154	DQ	170.7
		1	6	PNG	PAPUA NEW GUINEA	0.228	DQ	170.7

NOTE IAAF Rule 170.7 - Passing the baton outside the takeover zone

ALL-TIME TOP LIST				SEASON TOP LIST			
RESULT	TEAM	VENUE	DATE	RESULT	TEAM	VENUE	DATE
1:18.68	UNITED STATES (USA)	Walnut, CA	17 Apr 94	1:20.15	JAMAICA (JAM)	Nassau	24 May 14
1:20.15	JAMAICA (JAM)	Nassau	24 May 14	1:21.35	UNITED STATES (USA)	Austin (MMS), TX	29 Mar 14
1:21.10	ITALY (ITA)	Cagliari	29 Sep 83	1:21.45	FRANCE (FRA)	Nassau	24 May 14
1:21.22	POLAND (POL)	Gdansk	14 Jul 01	1:21.88	BARBADOS (BAR)	Nassau	24 May 14
1:21.29	GREAT BRITAIN & N.I. (GBR)	Birmingham, GBR	23 Jun 89	1:21.97	SAINT KITTS AND NEVIS (SKN)	Nassau	24 May 14
1:21.30	FRANCE (FRA)	Talence	27 Sep 87	1:22.06	CUBA (CUB)	La Habana (Estadio Panamericano)	15 Feb 14
1:21.32	UKRAINE (UKR)	Portsmouth, GBR	5 Jun 93	1:22.18	BAHAMAS (BAH)	Nassau	24 May 14
1:21.63	RUSSIA (RUS)	Portsmouth, GBR	5 Jun 93	1:23.24	KENYA (KEN)	Nassau	24 May 14
1:21.73	HUNGARY (HUN)	Paris	9 Jul 82	1:23.75	PR OF CHINA (CHN)	Nassau	24 May 14
1:21.82	CANADA (CAN)	Gainesville, FL	7 Apr 12	1:23.87	JAPAN (JPN)	Nassau	24 May 14

RESULTS



4 x 200 Metres (2 laps) Men - Round 1

First 3 in each heat (Q) and the next 2 fastest (q) advance to the Final

REFEREE OVERTURN DECISION AFTER VIDEO RETURN

RECORDS	RESULT	TEAM	COUNTRY	VENUE	DATE
World Record WR	1:18.68	Santa Monica Track Club	USA	Walnut, CA	17 Apr 1994
Championship Record CR	1:20.15	Jamaica	JAM	Nassau	24 May 2014
World Leading WL	1:20.07	University of Technology Jam.	UND	Philadelphia, PA	26 Apr 2014
Area Record AR		National Record NR	National Record PB	Season Best SB	

Heat 1

2


24 May 2014 17:33 START TIME

30° C TEMPERATURE 62 % HUMIDITY

PLACE	TEAM	BIB	LANE	REACTION	RESULT	Q	Fn
1	JAMAICA Rasheed DWYER Jermaine BROWN Jason LIVERMORE Warren WEIR	JAM	8	0.242	1:20.15	Q CR	
2	FRANCE Christophe LEMAITRE Yannick FONSAT Ben BASSAW Ken ROMAIN	FRA	1	0.152	1:21.45	Q SB	
3	SAINT KITTS AND NEVIS Antoine ADAMS Lestrod ROLAND Brijesh LAWRENCE Allistar CLARKE	SKN	7	0.173	1:21.97	Q PB	
4	BAHAMAS Blake BARTLETT Adrian GRIFFITH Wesley NEYMOUR Andretti BAIN	BAH	5	0.165	1:22.18	q NR	
5	PR OF CHINA Shiwei CHEN Zhenye XIE Yang YANG Youxue MO	CHN	3	0.149	1:23.75	q PB	
6	VIRGIN ISLANDS Tabarie HENRY Leslie MURRAY David WALTERS Leon HUNT	ISV	2	0.161	1:25.01	PB	
	SPAIN Sergio RUIZ Iván Jesús RAMOS Adrià BURRIEL Óscar HUSILLOS	ESP	4	0.154	DQ 170.7		
	PAPUA NEW GUINEA Kupun WISIL Theo PINIAU Kevin KAPMATANA Nelson STONE	PNG	6	0.228	DQ 170.7		

NOTE IAAF Rule 170.7 - Passing the baton outside the takeover zone

INTERMEDIATE TIMES Lap 1 FRANCE 40.70



RESULTS
4 x 200 Metres (2 laps) Men - Round 1

Heat 2 **2**

24 May 2014 17:44 START TIME 30° C TEMPERATURE 62 % HUMIDITY

PLACE	TEAM	BIB	LANE	REACTION	RESULT	Q	SB	PB	Fn
1	UNITED STATES Maurice MITCHELL Curtis MITCHELL Isiah YOUNG Wallace SPEARMON	USA	7	0.182	1:21.35	Q	SB		
2	BARBADOS Ramon GITTENS Andrew HINDS Shane BRATHWAITE Fallon FORDE	BAR	5	0.183	1:21.88	Q		PB	
3	KENYA Stephen BARASA Carvin NKANATA Walter Michuki MOENGA Tony Kipruto CHIRCHIR	KEN	6	0.174	1:23.24	Q		PB	
4	JAPAN Yuichi KOBAYASHI Masashi ERIGUCHI Shinji TAKAHIRA Kenji FUJIMITSU	JPN	8	0.180	1:23.87				SB
5	CAYMAN ISLANDS Kemar HYMAN Tyrell CUFFY David HAMIL Troy LONG	CAY	3	0.152	1:24.91				PB
6	TURKS AND CAICOS ISLANDS Ifeanye OTUONYE Courtney MISSICK Wadly JEAN Wesley CHERY	TKS	2	0.398	1:27.70				PB
	GERMANY Julian REUS Sebastian ERNST Alexander KOSENKOW Robin EREWA	GER	4	0.199	DNF				
	NIGERIA Elvis UKALE Ogho-Oghene EGWERO Nicholas IMHOAPERAMHE Isah SALIHU	NGR	1	0.171	DNF				

INTERMEDIATE TIMES Lap 1 UNITED STATES 40.00

ALL-TIME TOP LIST				SEASON TOP LIST			
RESULT	TEAM	VENUE	DATE	RESULT	TEAM	VENUE	DATE
1:18.68	UNITED STATES (USA)	Walnut, CA	17 Apr 94	1:20.15	JAMAICA (JAM)	Nassau	24 May 14
1:20.15	JAMAICA (JAM)	Nassau	24 May 14	1:21.35	UNITED STATES (USA)	Austin (MMS), TX	29 Mar 14
1:21.10	ITALY (ITA)	Cagliari	29 Sep 83	1:21.45	FRANCE (FRA)	Nassau	24 May 14
1:21.22	POLAND (POL)	Gdansk	14 Jul 01	1:21.88	BARBADOS (BAR)	Nassau	24 May 14
1:21.29	GREAT BRITAIN & N.I. (GBR)	Birmingham, GBR	23 Jun 89	1:21.97	SAINT KITTS AND NEVIS (SKN)	Nassau	24 May 14
1:21.30	FRANCE (FRA)	Talence	27 Sep 87	1:22.06	CUBA (CUB)	La Habana (Estadio Panamericano)	15 Feb 14
1:21.32	UKRAINE (UKR)	Portsmouth, GBR	5 Jun 93	1:22.18	BAHAMAS (BAH)	Nassau	24 May 14
1:21.63	RUSSIA (RUS)	Portsmouth, GBR	5 Jun 93	1:23.24	KENYA (KEN)	Nassau	24 May 14
1:21.73	HUNGARY (HUN)	Paris	9 Jul 82	1:23.75	PR OF CHINA (CHN)	Nassau	24 May 14
1:21.82	CANADA (CAN)	Gainesville, FL	7 Apr 12	1:23.87	JAPAN (JPN)	Nassau	24 May 14



RACE ANALYSIS




4 x 400 Metres (4 laps) Men - Final B

Final B

25 May 2014 19:41 START TIME

29° C TEMPERATURE 73 % HUMIDITY

PLACE	BIB	TEAM				RESULT
		Lap 1	Lap 2	Lap 3		
1	BEL	BELGIUM				3:02.97
	46.6 (4)	1:31.8 (2) 45.2	2:17.8 (2) 46.0	45.1		
2	JPN	JAPAN				3:03.24 SB
	46.4 (2)	1:32.0 (3) 45.6	2:17.8 (1) 45.8	45.4		
3	DOM	DOMINICAN REPUBLIC				3:03.41 SB
	47.0 (6)	1:31.8 (1) 44.8	2:18.2 (3) 46.4	45.2		
4	NGR	NIGERIA				3:04.49
	46.5 (3)	1:32.1 (4) 45.6	2:19.0 (5) 46.9	45.4		
5	AUS	AUSTRALIA				3:04.61 SB
	45.9 (1)	1:32.5 (6) 46.6	2:18.9 (4) 46.4	45.7		
6	CAN	CANADA				3:04.67 SB
	47.2 (7)	1:32.2 (5) 45.0	2:19.2 (6) 47.0	45.4		
7	KEN	KENYA				3:05.81
	46.8 (5)	1:33.2 (7) 46.4	2:19.4 (7) 46.2	46.4		
	FRA	FRANCE				DNS



RESULTS



4 x 400 Metres (4 laps) Men - Final B

RECORDS	RESULT	TEAM	COUNTRY	VENUE	DATE
World Record WR	2:54.29	United States	USA	Stuttgart (Gottlieb-Daimler Stadium)	22 Aug 1993
Championship Record CR	3:00.30	Bahamas	BAH	Nassau	24 May 2014
World Leading WL	2:59.73	University of Florida	USA	Gainesville, FL	5 Apr 2014
Area Record AR	National Record NR	National Record PB	Season Best SB		

Final

25 May 2014 19:52 START TIME 29° C TEMPERATURE 73 % HUMIDITY

PLACE	TEAM	BIB	LANE	REACTION	RESULT	Fn
1	UNITED STATES David VERBURG Tony MCQUAY Christian TAYLOR LaShawn MERRITT	USA	6	0.324	2:57.25 *WC	CR
2	BAHAMAS LaToy WILLIAMS Demetrius PINDER Chris BROWN Michael MATHIEU	BAH	4	0.178	2:57.59 *WC	SB
3	TRINIDAD AND TOBAGO Lalonde GORDON Renny QUOW Machel CEDENIO Jarrin SOLOMON	TTO	5	0.173	2:58.34 *WC	NR
4	GREAT BRITAIN & N.I. Michael BINGHAM Conrad WILLIAMS Nigel LEVINE Martyn ROONEY	GBR	3	0.152	3:00.32 *WC	SB
5	CUBA William COLLAZO Raidel ACEA Adrian CHACÓN Yoandys LESCAY	CUB	2	0.184	3:00.61 *WC	SB
6	VENEZUELA Arturo RAMÍREZ Alberth BRAVO José MELÉNDEZ Freddy MEZONES	VEN	7	0.184	3:01.44 *WC	SB
7	BRAZIL Pedro Luiz DE OLIVEIRA Wagner CARDOSO Anderson HENRIQUES Jonathan DA SILVA	BRA	1	0.210	3:03.87 *WC	
8	JAMAICA Dane HYATT Chumaine FITTEN Omar JOHNSON Edino STEELE	JAM	8	0.223	3:10.23 *WC	


NOTE IAAF Rule *WC - Qualified for WORLD CHAMPIONSHIPS

INTERMEDIATE TIMES	Lap	TEAM	TIME
	Lap 1	AUSTRALIA	45.90
	Lap 2	DOMINICAN REPUBLIC	1:31.80
	Lap 3	JAPAN	2:17.80

Final B

25 May 2014 19:41 START TIME 29° C TEMPERATURE 73 % HUMIDITY






RESULTS
4 x 400 Metres (4 laps) Men - Final B

PLACE	TEAM	BIB	LANE	REACTION	RESULT	Fn
1	BELGIUM Dylan BORLÉE Jonathan BORLÉE Julien WATRIN Kévin BORLÉE	BEL	6	0.177	3:02.97	
2	JAPAN Kaisei YUI Yuzo KANEMARU Yusuke ISHITSUKA Kazuya WATANABE	JPN	3	0.176	3:03.24	SB
3	DOMINICAN REPUBLIC Gustavo CUESTA Luguelín SANTOS Yon SORIANO Juander SANTOS	DOM	4	0.197	3:03.41	SB
4	NIGERIA Isah SALIHU Cristian MORTON Elvis UKALE Noah AKWU	NGR	7	0.170	3:04.49	
5	AUSTRALIA Craig BURNS Dylan GRANT Joshua RALPH Alexander BECK	AUS	8	0.180	3:04.61	SB
6	CANADA Daniel HARPER Daundre BARNABY Tremaine HARRIS Philip OSEI	CAN	1	0.208	3:04.67	SB
7	KENYA Mark Kiprotich MUTTAI Solomon Odongo BUOGA Alexander Lerionka SAMPAO Boniface Mucheru TUMUTI	KEN	2	0.313	3:05.81	
	FRANCE	FRA	5		DNS	

INTERMEDIATE TIMES	Lap	TEAM	TIME
	Lap 1	AUSTRALIA	45.90
	Lap 2	DOMINICAN REPUBLIC	1:31.80
	Lap 3	JAPAN	2:17.80

ALL-TIME TOP LIST				SEASON TOP LIST			
RESULT	TEAM	VENUE	DATE	RESULT	TEAM	VENUE	DATE
2:54.29	UNITED STATES (USA)	ttgart (Gottlieb-Daimler Stadium)	22 Aug 93	2:59.73	UNITED STATES (USA)	Gainesville, FL	5 Apr 14
2:56.60	GREAT BRITAIN & N.I. (GBR)	Atlanta, GA	3 Aug 96	3:00.30	BAHAMAS (BAH)	Nassau	24 May 14
2:56.72	BAHAMAS (BAH)	London (OP)	10 Aug 12	3:00.74	GREAT BRITAIN & N.I. (GBR)	Nassau	24 May 14
2:56.75	JAMAICA (JAM)	Athina	10 Aug 97	3:01.06	TRINIDAD AND TOBAGO (TTO)	Nassau	24 May 14
2:58.00	POLAND (POL)	Uniondale, NY	22 Jul 98	3:01.17	JAMAICA (JAM)	Nassau	24 May 14
2:58.06	RUSSIA (RUS)	Beijing (National Stadium)	23 Aug 08	3:01.96	VENEZUELA (VEN)	Nassau	24 May 14
2:58.56	BRAZIL (BRA)	Winnipeg	30 Jul 99	3:02.43	CUBA (CUB)	Nassau	24 May 14
2:58.68	NIGERIA (NGR)	Sydney	30 Sep 00	3:02.78	BRAZIL (BRA)	Nassau	24 May 14
2:58.96	FRANCE (FRA)	Paris Saint-Denis (Stade de France)	31 Aug 03	3:02.79	BELGIUM (BEL)	Nassau	24 May 14
2:59.13	CUBA (CUB)	Barcelona	7 Aug 92	3:03.24	JAPAN (JPN)	Nassau	25 May 14



RESULTS



4 x 400 Metres (4 laps) Men - Final

RECORDS	RESULT	TEAM	COUNTRY	VENUE	DATE
World Record WR	2:54.29	United States	USA	Stuttgart (Gottlieb-Daimler Stadium)	22 Aug 1993
Championship Record CR	2:57.25	United States	USA	Nassau	25 May 2014
World Leading WL	2:57.25	United States	USA	Nassau	25 May 2014
Area Record AR		National Record NR	National Record PB	Season Best SB	


Final

25 May 2014 19:52 START TIME 29° C TEMPERATURE 73 % HUMIDITY

PLACE	TEAM	BIB	LANE	REACTION	RESULT	Fn	POINTS
1	UNITED STATES David VERBURG Tony MCQUAY Christian TAYLOR LaShawn MERRITT	USA	6	0.324	2:57.25	CR	8
2	BAHAMAS LaToy WILLIAMS Demetrius PINDER Chris BROWN Michael MATHIEU	BAH	4	0.178	2:57.59	SB	7
3	TRINIDAD AND TOBAGO Lalonde GORDON Renny QUOW Machel CEDENIO Jarrin SOLOMON	TTO	5	0.173	2:58.34	NR	6
4	GREAT BRITAIN & N.I. Michael BINGHAM Conrad WILLIAMS Nigel LEVINE Martyn ROONEY	GBR	3	0.152	3:00.32	SB	5
5	CUBA William COLLAZO Raidel ACEA Adrian CHACÓN Yoandys LESCAY	CUB	2	0.184	3:00.61	SB	4
6	VENEZUELA Arturo RAMÍREZ Alberth BRAVO José MELÉNDEZ Freddy MEZONES	VEN	7	0.184	3:01.44	SB	3
7	BRAZIL Pedro Luiz DE OLIVEIRA Wagner CARDOSO Anderson HENRIQUES Jonathan DA SILVA	BRA	1	0.210	3:03.87		2
8	JAMAICA Dane HYATT Chumaine FITTEN Omar JOHNSON Edino STEELE	JAM	8	0.223	3:10.23		1

INTERMEDIATE TIMES	Lap	TEAM	TIME
	Lap 1	TRINIDAD AND TOBAGO	44.30
	Lap 2	BAHAMAS	1:28.80
	Lap 3	BAHAMAS	2:13.00





RESULTS
4 x 400 Metres (4 laps) Men - Final

ALL-TIME TOP LIST				SEASON TOP LIST			
RESULT	TEAM	VENUE	DATE	RESULT	TEAM	VENUE	DATE
2:54.29	UNITED STATES (USA)	ttgart (Gottlieb-Daimler Stadium)	22 Aug 93	2:57.25	UNITED STATES (USA)	Nassau	25 May 14
2:56.60	GREAT BRITAIN & N.I. (GBR)	Atlanta, GA	3 Aug 96	2:57.59	BAHAMAS (BAH)	Nassau	25 May 14
2:56.72	BAHAMAS (BAH)	London (OP)	10 Aug 12	2:58.34	TRINIDAD AND TOBAGO (TTO)	Nassau	25 May 14
2:56.75	JAMAICA (JAM)	Athína	10 Aug 97	3:00.32	GREAT BRITAIN & N.I. (GBR)	Nassau	25 May 14
2:58.00	POLAND (POL)	Uniondale, NY	22 Jul 98	3:00.61	CUBA (CUB)	Nassau	25 May 14
2:58.06	RUSSIA (RUS)	Beijing (National Stadium)	23 Aug 08	3:01.17	JAMAICA (JAM)	Nassau	24 May 14
2:58.34	TRINIDAD AND TOBAGO (TTO)	Nassau	25 May 14	3:01.44	VENEZUELA (VEN)	Nassau	25 May 14
2:58.56	BRAZIL (BRA)	Winnipeg	30 Jul 99	3:02.78	BRAZIL (BRA)	Nassau	24 May 14
2:58.68	NIGERIA (NGR)	Sydney	30 Sep 00	3:02.79	BELGIUM (BEL)	Nassau	24 May 14
2:58.96	FRANCE (FRA)	Paris Saint-Denis (Stade de France)	31 Aug 03	3:03.24	JAPAN (JPN)	Nassau	25 May 14



RACE ANALYSIS






4 x 400 Metres (4 laps) Men - Final

Final

25 May 2014 19:52 START TIME

29° C TEMPERATURE 73 % HUMIDITY

PLACE	BIB	TEAM				RESULT
		Lap 1	Lap 2	Lap 3		
1	USA	UNITED STATES				2:57.25 
		44.8 (3)	1:28.9 (2) 44.1	2:13.5 (3) 44.6	43.7	
2	BAH	BAHAMAS				2:57.59 
		45.0 (4)	1:28.8 (1) 43.8	2:13.0 (1) 44.2	44.5	
3	TTO	TRINIDAD AND TOBAGO				2:58.34 
		44.3 (1)	1:28.9 (3) 44.6	2:13.4 (2) 44.5	44.9	
4	GBR	GREAT BRITAIN & N.I.				3:00.32 
		44.4 (2)	1:30.1 (5) 45.7	2:16.1 (4) 46.0	44.2	
5	CUB	CUBA				3:00.61 
		45.5 (5)	1:30.0 (4) 44.5	2:16.2 (5) 46.2	44.4	
6	VEN	VENEZUELA				3:01.44 
		46.0 (7)	1:31.0 (6) 45.0	2:16.6 (6) 45.6	44.8	
7	BRA	BRAZIL				3:03.87 *WC
		45.7 (6)	1:31.1 (7) 45.4	2:16.9 (7) 45.8	46.9	
8	JAM	JAMAICA				3:10.23 *WC
			1:36.8 (8)	2:22.5 (8) 45.7	47.7	

NOTE IAAF Rule *WC - Qualified for WORLD CHAMPIONSHIPS

RESULTS



4 x 400 Metres (4 laps) Men - Final

RECORDS	RESULT	TEAM	COUNTRY	VENUE	DATE
World Record WR	2:54.29	United States	USA	Stuttgart (Gottlieb-Daimler Stadium)	22 Aug 1993
Championship Record CR	2:57.25	United States	USA	Nassau	25 May 2014
World Leading WL	2:57.25	United States	USA	Nassau	25 May 2014
Area Record AR		National Record NR	National Record PB	Season Best SB	

Final

25 May 2014 19:52 START TIME 29° C TEMPERATURE 73 % HUMIDITY


PLACE	TEAM	BIB	LANE	REACTION	RESULT	Fn	POINTS
1	UNITED STATES David VERBURG Tony MCQUAY Christian TAYLOR LaShawn MERRITT	USA	6	0.324	2:57.25 *WC CR		8
2	BAHAMAS LaToy WILLIAMS Demetrius PINDER Chris BROWN Michael MATHIEU	BAH	4	0.178	2:57.59 *WC SB		7
3	TRINIDAD AND TOBAGO Lalonde GORDON Renny QUOW Machel CEDENIO Jarrin SOLOMON	TTO	5	0.173	2:58.34 *WC NR		6
4	GREAT BRITAIN & N.I. Michael BINGHAM Conrad WILLIAMS Nigel LEVINE Martyn ROONEY	GBR	3	0.152	3:00.32 *WC SB		5
5	CUBA William COLLAZO Raidel ACEA Adrian CHACÓN Yoandys LESCAY	CUB	2	0.184	3:00.61 *WC SB		4
6	VENEZUELA Arturo RAMÍREZ Alberth BRAVO José MELÉNDEZ Freddy MEZONES	VEN	7	0.184	3:01.44 *WC SB		3
7	BRAZIL Pedro Luiz DE OLIVEIRA Wagner CARDOSO Anderson HENRIQUES Jonathan DA SILVA	BRA	1	0.210	3:03.87 *WC		2
8	JAMAICA Dane HYATT Chumaine FITTEN Omar JOHNSON Edino STEELE	JAM	8	0.223	3:10.23 *WC		1

NOTE IAAF Rule *WC - Qualified for WORLD CHAMPIONSHIPS

INTERMEDIATE TIMES	Lap	TEAM	TIME
	Lap 1	TRINIDAD AND TOBAGO	44.30
	Lap 2	BAHAMAS	1:28.80
	Lap 3	BAHAMAS	2:13.00

Final B

25 May 2014 19:41 START TIME 29° C TEMPERATURE 73 % HUMIDITY



RESULTS
4 x 400 Metres (4 laps) Men - Final

PLACE	TEAM	BIB	LANE	REACTION	RESULT	Fn	POINTS
1	BELGIUM Dylan BORLÉE Jonathan BORLÉE Julien WATRIN Kévin BORLÉE	BEL	6	0.177	3:02.97		
2	JAPAN Kaisei YUI Yuzo KANEMARU Yusuke ISHITSUKA Kazuya WATANABE	JPN	3	0.176	3:03.24		SB
3	DOMINICAN REPUBLIC Gustavo CUESTA Luguelín SANTOS Yon SORIANO Juander SANTOS	DOM	4	0.197	3:03.41		SB
4	NIGERIA Isah SALIHU Cristian MORTON Elvis UKALE Noah AKWU	NGR	7	0.170	3:04.49		
5	AUSTRALIA Craig BURNS Dylan GRANT Joshua RALPH Alexander BECK	AUS	8	0.180	3:04.61		SB
6	CANADA Daniel HARPER Daundre BARNABY Tremaine HARRIS Philip OSEI	CAN	1	0.208	3:04.67		SB
7	KENYA Mark Kiprotich MUTTAI Solomon Odongo BUOGA Alexander Lerionka SAMPAO Boniface Mucheru TUMUTI	KEN	2	0.313	3:05.81		
	FRANCE	FRA	5		DNS		

INTERMEDIATE TIMES	Lap	TEAM	TIME
	Lap 1	TRINIDAD AND TOBAGO	44.30
	Lap 2	BAHAMAS	1:28.80
	Lap 3	BAHAMAS	2:13.00

ALL-TIME TOP LIST				SEASON TOP LIST			
RESULT	TEAM	VENUE	DATE	RESULT	TEAM	VENUE	DATE
2:54.29	UNITED STATES (USA)	ttgart (Gottlieb-Daimler Stadium)	22 Aug 93	2:57.25	UNITED STATES (USA)	Nassau	25 May 14
2:56.60	GREAT BRITAIN & N.I. (GBR)	Atlanta, GA	3 Aug 96	2:57.59	BAHAMAS (BAH)	Nassau	25 May 14
2:56.72	BAHAMAS (BAH)	London (OP)	10 Aug 12	2:58.34	TRINIDAD AND TOBAGO (TTO)	Nassau	25 May 14
2:56.75	JAMAICA (JAM)	Athina	10 Aug 97	3:00.32	GREAT BRITAIN & N.I. (GBR)	Nassau	25 May 14
2:58.00	POLAND (POL)	Uniondale, NY	22 Jul 98	3:00.61	CUBA (CUB)	Nassau	25 May 14
2:58.06	RUSSIA (RUS)	Beijing (National Stadium)	23 Aug 08	3:01.17	JAMAICA (JAM)	Nassau	24 May 14
2:58.34	TRINIDAD AND TOBAGO (TTO)	Nassau	25 May 14	3:01.44	VENEZUELA (VEN)	Nassau	25 May 14
2:58.56	BRAZIL (BRA)	Winnipeg	30 Jul 99	3:02.78	BRAZIL (BRA)	Nassau	24 May 14
2:58.68	NIGERIA (NGR)	Sydney	30 Sep 00	3:02.79	BELGIUM (BEL)	Nassau	24 May 14
2:58.96	FRANCE (FRA)	Paris Saint-Denis (Stade de France)	31 Aug 03	3:03.24	JAPAN (JPN)	Nassau	25 May 14

RESULT PROGRESSION




4 x 400 Metres (4 laps) Men - Final

RECORDS	RESULT TEAM	COUNTRY	VENUE	DATE
World Record WR	2:54.29 United States	USA	Stuttgart (Gottlieb-Daimler Stadium)	22 Aug 1993
Championship Record CR	2:57.25 United States	USA	Nassau	25 May 2014
World Leading WL	2:57.25 United States	USA	Nassau	25 May 2014
Area Record AR	National Record NR	National Record PB	Season Best SB	

25 May 2014

RANK	BIB	TEAM	PHASE	HEAT	LANE	PLACE	RESULT	POINTS
1	USA	UNITED STATES	Final	1	6	1	2:57.25 CR	8
			Round 1	2	3	4	3:01.09 Q	
2	BAH	BAHAMAS	Final	1	4	2	2:57.59 SB	7
			Round 1	3	5	1	3:00.30 Q CR	
3	TTO	TRINIDAD AND TOBAGO	Final	1	5	3	2:58.34 NR	6
			Round 1	3	3	3	3:01.06 Q SB	
4	GBR	GREAT BRITAIN & N.I.	Final	1	3	4	3:00.32 SB	5
			Round 1	1	4	2	3:00.74 Q CR	
5	CUB	CUBA	Final	1	2	5	3:00.61 SB	4
			Round 1	3	8	7	3:02.43 q SB	
6	VEN	VENEZUELA	Final	1	7	6	3:01.44 SB	3
			Round 1	1	6	6	3:01.96 Q SB	
7	BRA	BRAZIL	Final	1	1	7	3:03.87	2
			Round 1	1	3	8	3:02.78 q SB	
8	JAM	JAMAICA	Final	1	8	8	3:10.23	1
			Round 1	2	4	5	3:01.17 Q SB	

ALL-TIME TOP LIST				SEASON TOP LIST			
RESULT	TEAM	VENUE	DATE	RESULT	TEAM	VENUE	DATE
2:54.29	UNITED STATES (USA)	Stuttgart (Gottlieb-Daimler Stadium)	22 Aug 93	2:57.25	UNITED STATES (USA)	Nassau	25 May 14
2:56.60	GREAT BRITAIN & N.I. (GBR)	Atlanta, GA	3 Aug 96	2:57.59	BAHAMAS (BAH)	Nassau	25 May 14
2:56.72	BAHAMAS (BAH)	London (OP)	10 Aug 12	2:58.34	TRINIDAD AND TOBAGO (TTO)	Nassau	25 May 14
2:56.75	JAMAICA (JAM)	Athina	10 Aug 97	3:00.32	GREAT BRITAIN & N.I. (GBR)	Nassau	25 May 14
2:58.00	POLAND (POL)	Uniondale, NY	22 Jul 98	3:00.61	CUBA (CUB)	Nassau	25 May 14
2:58.06	RUSSIA (RUS)	Beijing (National Stadium)	23 Aug 08	3:01.17	JAMAICA (JAM)	Nassau	24 May 14
2:58.34	TRINIDAD AND TOBAGO (TTO)	Nassau	25 May 14	3:01.44	VENEZUELA (VEN)	Nassau	25 May 14
2:58.56	BRAZIL (BRA)	Winnipeg	30 Jul 99	3:02.78	BRAZIL (BRA)	Nassau	24 May 14
2:58.68	NIGERIA (NGR)	Sydney	30 Sep 00	3:02.79	BELGIUM (BEL)	Nassau	24 May 14
2:58.96	FRANCE (FRA)	Paris Saint-Denis (Stade de France)	31 Aug 03	3:03.24	JAPAN (JPN)	Nassau	25 May 14



SUMMARY



4 x 400 Metres (4 laps) Men - Round 1

First 2 in each heat (Q) and the next 2 fastest (q) advance to the Final
The next 8 fastest advance to the Final B

RECORDS	RESULT	TEAM	COUNTRY	VENUE	DATE
World Record WR	2:54.29	United States	USA	Stuttgart (Gottlieb-Daimler Stadium)	22 Aug 1993
Championship Record CR	3:00.30	Bahamas	BAH	Nassau	24 May 2014
World Leading WL	2:59.73	University of Florida	USA	Gainesville, FL	5 Apr 2014
Area Record AR		National Record NR		National Record PB	Season Best SB

24 May 2014

RANK	PLACE	HEAT	LANE	BIB	TEAM	REACTION	RESULT
1	1	3	5	BAH	BAHAMAS	0.155	3:00.30 Q CR
2	1	1	4	GBR	GREAT BRITAIN & N.I.	0.159	3:00.74 Q CR
3	2	3	3	TTO	TRINIDAD AND TOBAGO	0.192	3:01.06 Q SB
4	1	2	3	USA	UNITED STATES	0.170	3:01.09 Q
5	2	2	4	JAM	JAMAICA	0.247	3:01.17 Q SB
6	2	1	6	VEN	VENEZUELA	0.205	3:01.96 Q SB
7	3	3	8	CUB	CUBA	0.154	3:02.43 q SB
8	3	1	3	BRA	BRAZIL	0.181	3:02.78 q SB
Final							
9	4	3	4	BEL	BELGIUM	0.176	3:02.79 SB
10	3	2	7	FRA	FRANCE	0.178	3:03.74 SB
11	5	3	2	JPN	JAPAN	0.191	3:04.25 SB
12	4	1	8	DOM	DOMINICAN REPUBLIC	0.203	3:04.44 SB
13	4	2	5	NGR	NIGERIA	0.158	3:04.48 SB
14	5	1	5	AUS	AUSTRALIA	0.168	3:04.64 SB
15	6	1	7	KEN	KENYA	0.221	3:04.69 SB
16	5	2	2	CAN	CANADA	0.200	3:04.85 SB
17	6	3	6	PUR	PUERTO RICO	0.220	3:05.00 SB
17	6	2	8	RUS	RUSSIA	0.238	3:05.00 SB
19	7	3	7	POL	POLAND	0.206	3:05.16 SB
20	7	2	6	KSA	SAUDI ARABIA	0.208	3:06.37 SB
Final B							

ALL-TIME TOP LIST				SEASON TOP LIST			
RESULT	TEAM	VENUE	DATE	RESULT	TEAM	VENUE	DATE
2:54.29	UNITED STATES (USA)	Stuttgart (Gottlieb-Daimler Stadium)	22 Aug 93	2:59.73	UNITED STATES (USA)	Gainesville, FL	5 Apr 14
2:56.60	GREAT BRITAIN & N.I. (GBR)	Atlanta, GA	3 Aug 96	3:00.30	BAHAMAS (BAH)	Nassau	24 May 14
2:56.72	BAHAMAS (BAH)	London (OP)	10 Aug 12	3:00.74	GREAT BRITAIN & N.I. (GBR)	Nassau	24 May 14
2:56.75	JAMAICA (JAM)	Athina	10 Aug 97	3:01.06	TRINIDAD AND TOBAGO (TTO)	Nassau	24 May 14
2:58.00	POLAND (POL)	Uniondale, NY	22 Jul 98	3:01.17	JAMAICA (JAM)	Nassau	24 May 14
2:58.06	RUSSIA (RUS)	Beijing (National Stadium)	23 Aug 08	3:01.96	VENEZUELA (VEN)	Nassau	24 May 14
2:58.56	BRAZIL (BRA)	Winnipeg	30 Jul 99	3:02.43	CUBA (CUB)	Nassau	24 May 14
2:58.68	NIGERIA (NGR)	Sydney	30 Sep 00	3:02.78	BRAZIL (BRA)	Nassau	24 May 14
2:58.96	FRANCE (FRA)	Paris Saint-Denis (Stade de France)	31 Aug 03	3:02.79	BELGIUM (BEL)	Nassau	24 May 14
2:59.13	CUBA (CUB)	Barcelona	7 Aug 92	3:03.74	FRANCE (FRA)	Nassau	24 May 14



RESULTS



4 x 400 Metres (4 laps) Men - Round 1

First 2 in each heat (Q) and the next 2 fastest (q) advance to the Final
The next 8 fastest advance to the Final B

RECORDS	RESULT	TEAM	COUNTRY	VENUE	DATE
World Record WR	2:54.29	United States	USA	Stuttgart (Gottlieb-Daimler Stadium)	22 Aug 1993
Championship Record CR	3:00.30	Bahamas	BAH	Nassau	24 May 2014
World Leading WL	2:59.73	University of Florida	USA	Gainesville, FL	5 Apr 2014
Area Record AR	National Record NR	National Record PB	Season Best SB		

Heat 1

3


24 May 2014 19:13 START TIME

30° C TEMPERATURE 62 % HUMIDITY

PLACE	TEAM	BIB	LANE	REACTION	RESULT	Q	SB	CR	Fn
1	GREAT BRITAIN & N.I. Michael BINGHAM Conrad WILLIAMS Nigel LEVINE Martyn ROONEY	GBR	4	0.159	3:00.74	Q		CR	
2	VENEZUELA Arturo RAMÍREZ Alberth BRAVO José MELÉNDEZ Freddy MEZONES	VEN	6	0.205	3:01.96	Q		SB	
3	BRAZIL Pedro Luiz DE OLIVEIRA Wagner CARDOSO Anderson HENRIQUES Hugo DE SOUSA	BRA	3	0.181	3:02.78	q		SB	
4	DOMINICAN REPUBLIC Gustavo CUESTA Joel MEJÍA Juander SANTOS Luguelín SANTOS	DOM	8	0.203	3:04.44			SB	
5	AUSTRALIA Alexander BECK Dylan GRANT Joshua RALPH Craig BURNS	AUS	5	0.168	3:04.64			SB	
6	KENYA Mark Kiprotich MUTTAI Alexander Lerionka SAMPAO Solomon Odongo BUOGA Boniface Mucheru TUMUTI	KEN	7	0.221	3:04.69			SB	

INTERMEDIATE TIMES

Lap 1	GREAT BRITAIN & N.I.	45.80
Lap 2		
Lap 3		



RESULTS
4 x 400 Metres (4 laps) Men - Round 1

Heat 2 **3**

24 May 2014 19:25 START TIME 30° C TEMPERATURE 62 % HUMIDITY

PLACE	TEAM	BIB	LANE	REACTION	RESULT	Fn
1	UNITED STATES David VERBURG Clayton PARROS Torrin LAWRENCE Christian TAYLOR	USA	3	0.170	3:01.09	Q
2	JAMAICA Javere BELL Edino STEELE Dane HYATT Rusheen MCDONALD	JAM	4	0.247	3:01.17	Q SB
3	FRANCE Mame-Ibra ANNE Teddy VENEL Patrice MAURICE Thomas JORDIER	FRA	7	0.178	3:03.74	SB
4	NIGERIA Isah SALIHU Cristian MORTON Tobi OGUNMOLA Noah AKWU	NGR	5	0.158	3:04.48	SB
5	CANADA Daniel HARPER Daundre BARNABY Philip OSEI Michael ROBERTSON	CAN	2	0.200	3:04.85	SB
6	RUSSIA Sergey PETUKHOV Pavel TRENIKHIN Yuriy TRAMBOVETSKY Pavel IVASHKO	RUS	8	0.238	3:05.00	SB
7	SAUDI ARABIA Ismail M.H ALSABANI Ahmed Yahya AL KHAYRI Yousef Ahmed MASRAHI Ali AL-DERAAN	KSA	6	0.208	3:06.37	SB

INTERMEDIATE TIMES	Lap 1	UNITED STATES	45.60
	Lap 2		
	Lap 3		



RESULTS
4 x 400 Metres (4 laps) Men - Round 1

Heat 3 **3**

24 May 2014 19:37 START TIME 30° C TEMPERATURE 62 % HUMIDITY

PLACE	TEAM	BIB	LANE	REACTION	RESULT	Q	CR	SB	Fn
1	BAHAMAS Demetrius PINDER Ramon MILLER Chris BROWN Michael MATHIEU	BAH	5	0.155	3:00.30	Q	CR		
2	TRINIDAD AND TOBAGO Lalonde GORDON Renny QUOW Machel CEDENIO Jarrin SOLOMON	TTO	3	0.192	3:01.06	Q		SB	
3	CUBA William COLLAZO Raidel ACEA Adrian CHACÓN Yoandys LESCAJ	CUB	8	0.154	3:02.43	q		SB	
4	BELGIUM Kévin BORLÉE Julien WATRIN Dylan BORLÉE Jonathan BORLÉE	BEL	4	0.176	3:02.79			SB	
5	JAPAN Yusuke ISHITSUKA Yuzo KANEMARU Kaisei YUI Kazuya WATANABE	JPN	2	0.191	3:04.25			SB	
6	PUERTO RICO Héctor CARRASQUILLO Javier CULSON Wesley VAZQUEZ Carlos RODRÍGUEZ	PUR	6	0.220	3:05.00			SB	
7	POLAND Rafal OMELKO Kacper KOZLOWSKI Lukasz KRAWCZUK Marcin MARCINISZYN	POL	7	0.206	3:05.16			SB	

INTERMEDIATE TIMES	Lap	TEAM	TIME
	Lap 1	BAHAMAS	45.50
	Lap 2	BAHAMAS	1:30.00
	Lap 3	BAHAMAS	2:14.80

ALL-TIME TOP LIST				SEASON TOP LIST			
RESULT	TEAM	VENUE	DATE	RESULT	TEAM	VENUE	DATE
2:54.29	UNITED STATES (USA)	ttgart (Gottlieb-Daimler Stadium)	22 Aug 93	2:59.73	UNITED STATES (USA)	Gainesville, FL	5 Apr 14
2:56.60	GREAT BRITAIN & N.I. (GBR)	Atlanta, GA	3 Aug 96	3:00.30	BAHAMAS (BAH)	Nassau	24 May 14
2:56.72	BAHAMAS (BAH)	London (OP)	10 Aug 12	3:00.74	GREAT BRITAIN & N.I. (GBR)	Nassau	24 May 14
2:56.75	JAMAICA (JAM)	Athína	10 Aug 97	3:01.06	TRINIDAD AND TOBAGO (TTO)	Nassau	24 May 14
2:58.00	POLAND (POL)	Uniondale, NY	22 Jul 98	3:01.17	JAMAICA (JAM)	Nassau	24 May 14
2:58.06	RUSSIA (RUS)	Beijing (National Stadium)	23 Aug 08	3:01.96	VENEZUELA (VEN)	Nassau	24 May 14
2:58.56	BRAZIL (BRA)	Winnipeg	30 Jul 99	3:02.43	CUBA (CUB)	Nassau	24 May 14
2:58.68	NIGERIA (NGR)	Sydney	30 Sep 00	3:02.78	BRAZIL (BRA)	Nassau	24 May 14
2:58.96	FRANCE (FRA)	Paris Saint-Denis (Stade de France)	31 Aug 03	3:02.79	BELGIUM (BEL)	Nassau	24 May 14
2:59.13	CUBA (CUB)	Barcelona	7 Aug 92	3:03.74	FRANCE (FRA)	Nassau	24 May 14

RESULTS




4 x 800 Metres (8 laps) Men - Final

RECORDS	RESULT	TEAM	COUNTRY	VENUE	DATE
World Record WR	7:02.43	Kenya	KEN	Bruxelles	25 Aug 2006
Championship Record CR	7:08.40	Kenya	KEN	Nassau	24 May 2014
World Leading WL	7:08.40	Kenya	KEN	Nassau	24 May 2014
Area Record AR		National Record NR	National Record PB	Season Best SB	

24 May 2014 18:24 START TIME 30° C TEMPERATURE 62 % HUMIDITY

PLACE	TEAM	BIB	LANE	REACTION	RESULT	Fn	POINTS
1	KENYA Ferguson Cheruiyot ROTICH Sammy Kibet KIRONGO Job Koech KINYOR Alfred KIPKETER	KEN	2		7:08.40	CR	8
2	POLAND Karol KONIECZNY Szymon KRAWCZYK Marcin LEWANDOWSKI Adam KSZCZOT	POL	1		7:08.69	NR	7
3	UNITED STATES Michael RUTT Robby ANDREWS Brandon JOHNSON Duane SOLOMON	USA	8		7:09.06	SB	6
4	AUSTRALIA Joshua RALPH Ryan GREGSON Jordan WILLIAMSZ Jared WEST	AUS	3		7:11.48	AR	5
5	SPAIN Kevin LÓPEZ Luis Alberto MARCO Alejandro RODRÍGUEZ Francisco ROLDÁN	ESP	5		7:19.90	SB	4
6	MEXICO Bryan MARTINEZ César Daniel BELMAN Christopher SANDOVAL José María MARTÍNEZ	MEX	8		7:21.12	NR	3
7	BERMUDA Shaquille DILL Aaron EVANS Lamont MARSHALL Trey SIMONS	BER	7		7:21.87	NR	2
8	SLOVAK REPUBLIC Jozef REPCÍK Jozef PELIKÁN Dušan PÁLENÍK Tomas TIMORANSKY	SVK	6		7:32.87	NR	1
9	UGANDA Peter AGABA Julius MUTEKANGA Peter OKWERA Geoffrey Lukwiya AKENA	UGA	4		7:53.34	NR	



RESULTS
4 x 800 Metres (8 laps) Men - Final

INTERMEDIATE TIMES	Lap	TEAM	TIME
	Lap 1	KENYA	50.70
	Lap 2	KENYA	1:46.00
	Lap 3	KENYA	2:36.40
	Lap 4	KENYA	3:31.70
	Lap 5	KENYA	4:21.70
	Lap 6	KENYA	5:19.60
	Lap 7	KENYA	6:08.60

ALL-TIME TOP LIST				SEASON TOP LIST			
RESULT	TEAM	VENUE	DATE	RESULT	TEAM	VENUE	DATE
7:02.43	KENYA (KEN)	Bruxelles	25 Aug 06	7:08.40	KENYA (KEN)	Nassau	24 May 14
7:02.82	UNITED STATES (USA)	Bruxelles	25 Aug 06	7:08.69	POLAND (POL)	Nassau	24 May 14
7:03.89	GREAT BRITAIN & N.I. (GBR)	London (Crystal Palace)	30 Aug 82	7:09.06	UNITED STATES (USA)	Nassau	24 May 14
7:04.70	SOUTH AFRICA (RSA)	Stuttgart	6 Jun 99	7:11.48	AUSTRALIA (AUS)	Nassau	24 May 14
7:06.66	QATAR (QAT)	Bruxelles	25 Aug 06	7:19.90	SPAIN (ESP)	Nassau	24 May 14
7:07.40	USSR (URS)	Moskva	5 Aug 84	7:21.12	MEXICO (MEX)	Nassau	24 May 14
7:08.6	FEDERAL REPUBLIC GERMANY (FRG)	Wiesbaden	13 Aug 66	7:21.87	BERMUDA (BER)	Nassau	24 May 14
7:08.69	POLAND (POL)	Nassau	24 May 14	7:32.87	SLOVAK REPUBLIC (SVK)	Nassau	24 May 14
7:11.3	ITALY (ITA)	Sheffield	5 Jun 92	7:53.34	UGANDA (UGA)	Nassau	24 May 14
7:11.42	BELARUS (BLR)	Portsmouth, GBR	5 Jun 93				



RACE ANALYSIS



4 x 800 Metres (8 laps) Men - Final

24 May 2014 18:24 START TIME 30° C TEMPERATURE 62 % HUMIDITY

PLACE	BIB	TEAM								RESULT
Lap 1	Lap 2	Lap 3	Lap 4	Lap 5	Lap 6	Lap 7				
1	KEN	KENYA								7:08.40 CR
50.7 (1)	1:46.0 (1) 55.3	2:36.4 (1) 50.4	3:31.7 (1) 55.3	4:21.7 (1) 50.0	5:19.6 (1) 57.9	6:08.6 (1) 49.0	59.8			
2	POL	POLAND								7:08.69 NR
53.7 (8)	1:48.9 (5) 55.2	2:41.8 (4) 52.9	3:38.0 (7) 56.2	4:28.8 (5) 50.8	5:23.9 (2) 55.1	6:15.0 (3) 51.1	53.6			
3	USA	UNITED STATES								7:09.06 SB
52.2 (2)	1:48.6 (4) 56.4	2:41.9 (5) 53.3	3:35.8 (2) 53.9	4:25.4 (2) 49.6	5:23.9 (3) 58.5	6:14.8 (2) 50.9	54.2			
4	AUS	AUSTRALIA								7:11.48 AR
53.5 (7)	1:49.6 (6) 56.1	2:42.8 (7) 53.2	3:37.9 (6) 55.1	4:29.0 (7) 51.1	5:24.2 (4) 55.2	6:15.3 (4) 51.1	56.1			
5	ESP	SPAIN								7:19.90 SB
52.8 (4)	1:48.1 (2) 55.3	2:41.7 (3) 53.6	3:37.5 (4) 55.8	4:28.9 (6) 51.4	5:27.0 (5) 58.1	6:21.2 (7) 54.2	58.7			
6	MEX	MEXICO								7:21.12 NR
52.6 (3)	1:50.0 (7) 57.4	2:42.1 (6) 52.1	3:37.9 (5) 55.8	4:28.6 (4) 50.7	5:27.9 (6) 59.3	6:20.9 (5) 53.0	1:00.2			
7	BER	BERMUDA								7:21.87 NR
53.3 (5)	1:48.4 (3) 55.1	2:41.5 (2) 53.1	3:36.6 (3) 55.1	4:27.9 (3) 51.3	5:28.5 (7) 1:00.6	6:21.2 (6) 52.7	1:00.6			
8	SVK	SLOVAK REPUBLIC								7:32.87 NR
53.4 (6)	1:51.1 (8) 57.7	2:45.0 (8) 53.9	3:42.3 (8) 57.3	4:37.9 (8) 55.6	5:38.5 (8) 1:00.6	6:34.6 (8) 56.1	58.2			
9	UGA	UGANDA								7:53.34 NR
56.3 (9)	1:57.4 (9) 1:01.1	2:49.0 (9) 51.6	3:47.9 (9) 58.9	4:45.9 (9) 58.0	5:50.1 (9) 1:04.2	6:45.4 (9) 55.3	1:07.9			

RESULTS



4 x 1500 Metres (15 laps) Men - Final

RECORDS	RESULT	TEAM	COUNTRY	VENUE	DATE
World Record WR	14:22.22	Kenya	KEN	Nassau	25 May 2014
Championship Record CR	14:22.22	Kenya	KEN	Nassau	25 May 2014
World Leading WL	14:22.22	Kenya	KEN	Nassau	25 May 2014
Area Record AR	National Record NR		National Record PB	Season Best SB	


25 May 2014 18:46 START TIME 29° C TEMPERATURE 73 % HUMIDITY

PLACE	TEAM	BIB	LANE	REACTION	RESULT	Fn	POINTS
1	KENYA Collins CHEBOI Silas KIPLAGAT James Kiplagat MAGUT Asbel KIPROP	KEN	3		14:22.22	WR	8
2	UNITED STATES Patrick CASEY David TORRENCE Will LEER Leonel MANZANO	USA	7		14:40.80	AR	7
3	ETHIOPIA Mekonnen GEBREMEDHIN Soresa FIDA Zebene ALEMAYEHU Aman WOTE	ETH	6		14:41.22	NR	6
4	AUSTRALIA Ryan GREGSON Sam MCENTEE Collis BIRMINGHAM Jordan WILLIAMSZ	AUS	2		14:46.04	NR	5
5	SPAIN Adel MECHAAL Álvaro RODRÍGUEZ Carlos ALONSO Alberto IMEDIO	ESP	5		15:00.69	SB	4
6	POLAND Szymon KRAWCZYK Mateusz DEMCZYSZAK Marcin LEWANDOWSKI Adam KSZCZOT	POL	4		15:05.70	SB	3
7	QATAR Mohamad AL-GARNI Hashim Salah MOHAMED Maaz Abdelrahman SHAGAG Abubaker Ali KAMAL	QAT	1		15:10.77	NR	2

RESULTS
4 x 1500 Metres (15 laps) Men - Final

INTERMEDIATE TIMES	Lap	Country	Time
	Lap 1	ETHIOPIA	1:01.10
	Lap 2	ETHIOPIA	1:59.70
	Lap 3	ETHIOPIA	2:57.40
	Lap 4	KENYA	3:51.50
	Lap 5	KENYA	4:45.00
	Lap 6	KENYA	5:42.10
	Lap 7	KENYA	6:41.40
	Lap 8	KENYA	7:38.50
	Lap 9	KENYA	8:36.40
	Lap 10	KENYA	9:35.50
	Lap 11	KENYA	10:34.80
	Lap 12	KENYA	11:30.10
	Lap 13	KENYA	12:26.80
	Lap 14	KENYA	13:26.00

ALL-TIME TOP LIST				SEASON TOP LIST			
RESULT	TEAM	VENUE	DATE	RESULT	TEAM	VENUE	DATE
14:22.22	KENYA (KEN)	Nassau	25 May 14	14:22.22	KENYA (KEN)	Nassau	25 May 14
14:38.8	FEDERAL REPUBLIC GERMANY (FRG)	Köln	17 Aug 77	14:40.80	UNITED STATES (USA)	Nassau	25 May 14
14:40.4	NEW ZEALAND (NZL)	Oslo (Bislett)	22 Aug 73	14:41.22	ETHIOPIA (ETH)	Nassau	25 May 14
14:40.80	UNITED STATES (USA)	Nassau	25 May 14	14:46.04	AUSTRALIA (AUS)	Nassau	25 May 14
14:41.22	ETHIOPIA (ETH)	Nassau	25 May 14	15:00.69	SPAIN (ESP)	Nassau	25 May 14
14:45.63	USSR (URS)	Leningrad	4 Aug 85	15:05.70	POLAND (POL)	Nassau	25 May 14
14:46.04	AUSTRALIA (AUS)	Nassau	25 May 14	15:10.77	QATAR (QAT)	Nassau	25 May 14
14:46.16	SPAIN (ESP)	Madrid	5 Sep 97				
14:48.2	FRANCE (FRA)	Bourges	23 Jun 79				
14:54.57	GREAT BRITAIN & N.I. (GBR)	Bruxelles	4 Sep 09				



RACE ANALYSIS



4 x 1500 Metres (15 laps) Men - Final

25 May 2014 18:46 START TIME 29° C TEMPERATURE 73 % HUMIDITY

PLACE	BIB	TEAM													RESULT
Lap 1	Lap 2	Lap 3	Lap 4	Lap 5	Lap 6	Lap 7	Lap 8	Lap 9	Lap 10	Lap 11	Lap 12	Lap 13	Lap 14		
1	KEN	KENYA													14:22.22 WR
1:01.1 (2)	1:59.8 (2) 58.7	2:57.5 (2) 57.7	3:51.5 (1) 54.0	4:45.0 (1) 53.5	5:42.1 (1) 57.1	6:41.4 (1) 59.3	7:38.5 (1) 57.1	8:36.4 (1) 57.9	9:35.5 (1) 59.1	10:34.8 (1) 59.3	11:30.1 (1) 55.3	12:26.8 (1) 56.7	13:26.0 (1) 59.2	56.2	
2	USA	UNITED STATES													14:40.80 AR
1:01.3 (3)	2:00.0 (3) 58.7	2:57.8 (3) 57.8	3:51.6 (2) 53.8	4:45.1 (2) 53.5	5:42.2 (2) 57.1	6:41.7 (2) 59.5	7:43.0 (2) 1:01.3	8:41.2 (2) 58.2	9:41.0 (2) 59.8	10:39.8 (2) 58.8	11:38.3 (2) 58.5	12:40.2 (2) 1:01.9	13:42.5 (2) 1:02.3	58.3	
3	ETH	ETHIOPIA													14:41.22 NR
1:01.1 (1)	1:59.7 (1) 58.6	2:57.4 (1) 57.7	3:52.0 (3) 54.6	4:45.4 (3) 53.4	5:42.7 (3) 57.3	6:45.6 (3) 1:02.9	7:46.2 (3) 1:00.6	8:47.3 (3) 1:01.1	9:49.8 (3) 1:02.5	10:48.7 (4) 58.9	11:46.0 (4) 57.3	12:47.3 (3) 1:01.3	13:47.0 (3) 59.7	54.2	
4	AUS	AUSTRALIA													14:46.04 NR
1:01.7 (5)	2:00.1 (4) 58.4	2:58.0 (4) 57.9	3:52.4 (4) 54.4	4:49.0 (4) 56.6	5:52.0 (4) 1:03.0	6:54.3 (4) 1:02.3	7:53.2 (4) 58.9	8:51.8 (4) 58.6	9:51.1 (4) 59.3	10:48.2 (3) 57.1	11:45.7 (3) 57.5	12:47.5 (4) 1:01.8	13:47.3 (4) 59.8	58.7	
5	ESP	SPAIN													15:00.69 SB
1:01.9 (6)	2:00.4 (6) 58.5	2:58.7 (6) 58.3	3:58.5 (6) 59.8	4:57.0 (6) 58.5	5:57.9 (6) 1:00.9	6:59.5 (5) 1:01.6	7:58.7 (5) 59.2	9:00.0 (5) 1:01.3	10:01.3 (5) 1:01.3	11:01.5 (5) 1:00.2	11:59.1 (5) 57.6	12:59.6 (5) 1:00.5	14:00.9 (5) 1:01.3	59.7	
6	POL	POLAND													15:05.70 SB
1:01.9 (7)	2:01.3 (7) 59.4	3:02.3 (7) 1:01.0	4:03.0 (7) 1:00.7	5:01.5 (7) 58.5	6:04.6 (7) 1:03.1	7:06.5 (7) 1:01.9	8:03.5 (7) 57.0	9:03.8 (7) 1:00.3	10:05.8 (7) 1:02.0	11:05.3 (6) 59.5	12:01.3 (6) 56.0	13:02.7 (6) 1:01.4	14:05.6 (6) 1:02.9	1:00.1	
7	QAT	QATAR													15:10.77 NR
1:01.5 (4)	2:00.2 (5) 58.7	2:58.3 (5) 58.1	3:56.5 (5) 58.2	4:54.8 (5) 58.3	5:57.0 (5) 1:02.2	7:00.3 (6) 1:03.3	8:02.5 (6) 1:02.2	9:03.1 (6) 1:00.6	10:05.7 (6) 1:02.6	11:07.5 (7) 1:01.8	12:04.7 (7) 57.2	13:05.0 (7) 1:00.3	14:08.0 (7) 1:03.0	1:02.7	

RESULTS



4 x 100 Metres (1 lap) Women - Final B

RECORDS	RESULT	TEAM	COUNTRY	VENUE	DATE
World Record WR	40.82	United States	USA	London (OP)	10 Aug 2012
Championship Record CR	42.29	United States	USA	Nassau	24 May 2014
World Leading WL	42.29	United States	USA	Nassau	24 May 2014
Area Record AR		National Record NR	National Record PB	Season Best SB	

Final

24 May 2014 20:56 START TIME 30° C TEMPERATURE 62 % HUMIDITY

PLACE	TEAM	BIB	LANE	REACTION	RESULT	Fn
1	UNITED STATES Tianna BARTOLETTA Alexandria ANDERSON Jeneba TARMOH LaKeisha LAWSON	USA	4	0.188	41.88 *WC CR	
2	JAMAICA Carrie RUSSELL Kerron STEWART Schillonie CALVERT Samantha HENRY-ROBINSON	JAM	5	0.158	42.28 *WC SB	
3	TRINIDAD AND TOBAGO Kamaria DURANT Michelle-Lee AHYE Reyare THOMAS Kai SELVON	TTO	3	0.162	42.66 *WC	
4	NIGERIA Gloria ASUMNU Blessing OKAGBARE Dominique DUNCAN Francesca OKWARA	NGR	8	0.171	42.67 *WC SB	
5	GREAT BRITAIN & N.I. Asha PHILIP Bianca WILLIAMS Jodie WILLIAMS Desiree HENRY	GBR	6	0.135	42.75 *WC SB	
6	GERMANY Yasmin KWADWO Inna WEIT Tatjana PINTO LOFAMAKANDA Verena SAILER	GER	1	0.141	43.38 *WC	
7	BRAZIL Vanusa DOS SANTOS Franciela KRASUCKI Evelyn DOS SANTOS Rosângela SANTOS	BRA	2	0.185	43.67 *WC	
8	FRANCE Éloyse LESUEUR Céline DISTEL-BONNET Émilie GAYDU Stella AKAKPO	FRA	7	0.159	43.76 *WC	

NOTE IAAF Rule *WC - Qualified for WORLD CHAMPIONSHIPS

INTERMEDIATE TIMES 300m CANADA 32.90

Final B

24 May 2014 20:47 START TIME 30° C TEMPERATURE 62 % HUMIDITY

PLACE	TEAM	BIB	LANE	REACTION	RESULT	Fn
1	CANADA	CAN	5	0.161	43.33 SB	

Timing by SEIKO

Data Processing by CANON

AT-4X1-W-f2----.RS6..v1

Issued at 20:55 on Sunday, 25 May 2014

1 2

Official IAAF Partners





RESULTS
4 x 100 Metres (1 lap) Women - Final B

		Khamica BINGHAM Kimberly HYACINTHE Crystal EMMANUEL Shai-Anne DAVIS					
2	BAHAMAS	V'Alonée ROBINSON Sheniqua FERGUSON Caché ARMBRISTER Anthonique STRACHAN	BAH	6	0.149	43.46	SB
3	SWITZERLAND	Michelle CUENI Marisa LAVANCHY Mujinga KAMBUNDJI Léa SPRUNGER	SUI	4	0.159	43.55	
4	PUERTO RICO	Beatriz CRUZ Celiangeli MORALES Genoiska CANCEL Carol RODRÍGUEZ	PUR	3	0.305	43.99	SB
5	PR OF CHINA	Yujia TAO Yayun ZHU Huijun LIN Qiqi YUAN	CHN	8	0.154	44.09	SB
6	POLAND	Anna KIELBASINSKA Weronika WEDLER Marta JESCHKE Angelika STEPIEN	POL	7	0.200	44.59	
7	BRITISH VIRGIN ISLANDS	Ashley KELLY Nelda HUGGINS Chantel MALONE Karene KING	IVB	1	0.174	45.06	
	DOMINICAN REPUBLIC	María Luisa RODRÍGUEZ Fany CHALAS Marleni MEJIA Margarita MANZUETA	DOM	2	0.160	DQ 170.7	

NOTE IAAF Rule 170.7 - Passing the baton outside the takeover zone

INTERMEDIATE TIMES 300m **CANADA** 32.90

ALL-TIME TOP LIST				SEASON TOP LIST			
RESULT	TEAM	VENUE	DATE	RESULT	TEAM	VENUE	DATE
40.82	UNITED STATES (USA)	London (OP)	10 Aug 12	41.88	UNITED STATES (USA)	Nassau	24 May 14
41.29	JAMAICA (JAM)	Moskva (Luzhniki)	18 Aug 13	42.28	JAMAICA (JAM)	Nassau	24 May 14
41.37	GERMAN DEMOCRATIC REPUBLIC (GDR)	Canberra	6 Oct 85	42.59	TRINIDAD AND TOBAGO (TTO)	Nassau	24 May 14
41.49	RUSSIA (RUS)	Stuttgart (Gottlieb-Daimler Stadium)	22 Aug 93	42.67	NIGERIA (NGR)	Nassau	24 May 14
41.78	FRANCE (FRA)	Paris Saint-Denis (Stade de France)	30 Aug 03	42.75	GREAT BRITAIN & N.I. (GBR)	Nassau	24 May 14
41.91	GERMANY (GER)	Tokyo	31 Aug 91	42.92	GERMANY (GER)	Nassau	24 May 14
41.92	BAHAMAS (BAH)	Sevilla	29 Aug 99	43.22	BRAZIL (BRA)	Nassau	24 May 14
42.01	USSR (URS)	Seoul (Olympic Stadium)	1 Oct 88	43.33	CANADA (CAN)	Nassau	24 May 14
42.04	UKRAINE (UKR)	London (OP)	10 Aug 12	43.35	FRANCE (FRA)	Nassau	24 May 14
42.23	PR OF CHINA (CHN)	Shanghai	23 Oct 97	43.41	SWITZERLAND (SUI)	Nassau	24 May 14

RESULTS



4 x 100 Metres (1 lap) Women - Final


RECORDS	RESULT	TEAM	COUNTRY	VENUE	DATE
World Record WR	40.82	United States	USA	London (OP)	10 Aug 2012
Championship Record CR	41.88	United States	USA	Nassau	24 May 2014
World Leading WL	41.88	United States	USA	Nassau	24 May 2014
Area Record AR		National Record NR	National Record PB	Season Best SB	

Final

24 May 2014 20:56 START TIME 30° C TEMPERATURE 62 % HUMIDITY

PLACE	TEAM	BIB	LANE	REACTION	RESULT	Fn	POINTS
1	UNITED STATES Tianna BARTOLETTA Alexandria ANDERSON Jeneba TARMOH LaKeisha LAWSON	USA	4	0.188	41.88	CR	8
2	JAMAICA Carrie RUSSELL Kerron STEWART Schillonie CALVERT Samantha HENRY-ROBINSON	JAM	5	0.158	42.28	SB	7
3	TRINIDAD AND TOBAGO Kamaria DURANT Michelle-Lee AHYE Reyare THOMAS Kai SELVON	TTO	3	0.162	42.66		6
4	NIGERIA Gloria ASUMNU Blessing OKAGBARE Dominique DUNCAN Francesca OKWARA	NGR	8	0.171	42.67	SB	5
5	GREAT BRITAIN & N.I. Asha PHILIP Bianca WILLIAMS Jodie WILLIAMS Desiree HENRY	GBR	6	0.135	42.75	SB	4
6	GERMANY Yasmin KWADWO Inna WEIT Tatjana PINTO LOFAMAKANDA Verena SAILER	GER	1	0.141	43.38		3
7	BRAZIL Vanusa DOS SANTOS Franciela KRASUCKI Evelyn DOS SANTOS Rosângela SANTOS	BRA	2	0.185	43.67		2
8	FRANCE Éloïse LESUEUR Céline DISTEL-BONNET Émilie GAYDU Stella AKAKPO	FRA	7	0.159	43.76		1


INTERMEDIATE TIMES	300m	UNITED STATES	31.70
---------------------------	------	---------------	-------



RESULTS
4 x 100 Metres (1 lap) Women - Final

ALL-TIME TOP LIST				SEASON TOP LIST			
RESULT	TEAM	VENUE	DATE	RESULT	TEAM	VENUE	DATE
40.82	UNITED STATES (USA)	London (OP)	10 Aug 12	41.88	UNITED STATES (USA)	Nassau	24 May 14
41.29	JAMAICA (JAM)	Moskva (Luzhniki)	18 Aug 13	42.28	JAMAICA (JAM)	Nassau	24 May 14
41.37	GERMAN DEMOCRATIC REPUBLIC (GDR)	Canberra	6 Oct 85	42.59	TRINIDAD AND TOBAGO (TTO)	Nassau	24 May 14
41.49	RUSSIA (RUS)	Stuttgart (Gottlieb-Daimler Stadium)	22 Aug 93	42.67	NIGERIA (NGR)	Nassau	24 May 14
41.78	FRANCE (FRA)	Paris Saint-Denis (Stade de France)	30 Aug 03	42.75	GREAT BRITAIN & N.I. (GBR)	Nassau	24 May 14
41.91	GERMANY (GER)	Tokyo	31 Aug 91	42.92	GERMANY (GER)	Nassau	24 May 14
41.92	BAHAMAS (BAH)	Sevilla	29 Aug 99	43.22	BRAZIL (BRA)	Nassau	24 May 14
42.01	USSR (URS)	Seoul (Olympic Stadium)	1 Oct 88	43.33	CANADA (CAN)	Nassau	24 May 14
42.04	UKRAINE (UKR)	London (OP)	10 Aug 12	43.35	FRANCE (FRA)	Nassau	24 May 14
42.23	PR OF CHINA (CHN)	Shanghai	23 Oct 97	43.41	SWITZERLAND (SUI)	Nassau	24 May 14





RESULTS



4 x 100 Metres (1 lap) Women - Final

RECORDS	RESULT	TEAM	COUNTRY	VENUE	DATE
World Record WR	40.82	United States	USA	London (OP)	10 Aug 2012
Championship Record CR	41.88	United States	USA	Nassau	24 May 2014
World Leading WL	41.88	United States	USA	Nassau	24 May 2014
Area Record AR		National Record NR	National Record PB	Season Best SB	

Final

24 May 2014 20:56 START TIME 30° C TEMPERATURE 62 % HUMIDITY

PLACE	TEAM	BIB	LANE	REACTION	RESULT	Fn	POINTS
1	UNITED STATES Tianna BARTOLETTA Alexandria ANDERSON Jeneba TARMOH LaKeisha LAWSON	USA	4	0.188	41.88 *WC CR		8
2	JAMAICA Carrie RUSSELL Kerron STEWART Schillonie CALVERT Samantha HENRY-ROBINSON	JAM	5	0.158	42.28 *WC SB		7
3	TRINIDAD AND TOBAGO Kamaria DURANT Michelle-Lee AHYE Reyare THOMAS Kai SELVON	TTO	3	0.162	42.66 *WC		6
4	NIGERIA Gloria ASUMNU Blessing OKAGBARE Dominique DUNCAN Francesca OKWARA	NGR	8	0.171	42.67 *WC SB		5
5	GREAT BRITAIN & N.I. Asha PHILIP Bianca WILLIAMS Jodie WILLIAMS Desiree HENRY	GBR	6	0.135	42.75 *WC SB		4
6	GERMANY Yasmin KWADWO Inna WEIT Tatjana PINTO LOFAMAKANDA Verena SAILER	GER	1	0.141	43.38 *WC		3
7	BRAZIL Vanusa DOS SANTOS Franciela KRASUCKI Evelyn DOS SANTOS Rosângela SANTOS	BRA	2	0.185	43.67 *WC		2
8	FRANCE Éloyse LESUEUR Céline DISTEL-BONNET Émilie GAYDU Stella AKAKPO	FRA	7	0.159	43.76 *WC		1

NOTE IAAF Rule *WC - Qualified for WORLD CHAMPIONSHIPS

INTERMEDIATE TIMES 300m UNITED STATES 31.70

Final B

24 May 2014 20:47 START TIME 30° C TEMPERATURE 62 % HUMIDITY

PLACE	TEAM	BIB	LANE	REACTION	RESULT	Fn	POINTS
1	CANADA	CAN	5	0.161	43.33 SB		

Timing by SEIKO

Data Processing by CANON

AT-4X1-W-f----.RS6..v1

Issued at 20:56 on Sunday, 25 May 2014

1 2

Official IAAF Partners





RESULTS
4 x 100 Metres (1 lap) Women - Final

		Khamica BINGHAM Kimberly HYACINTHE Crystal EMMANUEL Shai-Anne DAVIS					
2	BAHAMAS	V'Alonée ROBINSON Sheniqua FERGUSON Caché ARMBRISTER Anthonique STRACHAN	BAH	6	0.149	43.46	SB
3	SWITZERLAND	Michelle CUENI Marisa LAVANCHY Mujinga KAMBUNDJI Léa SPRUNGER	SUI	4	0.159	43.55	
4	PUERTO RICO	Beatriz CRUZ Celiangeli MORALES Genoiska CANCEL Carol RODRÍGUEZ	PUR	3	0.305	43.99	SB
5	PR OF CHINA	Yujia TAO Yayun ZHU Huijun LIN Qiqi YUAN	CHN	8	0.154	44.09	SB
6	POLAND	Anna KIELBASINSKA Weronika WEDLER Marta JESCHKE Angelika STEPIEN	POL	7	0.200	44.59	
7	BRITISH VIRGIN ISLANDS	Ashley KELLY Nelda HUGGINS Chantel MALONE Karene KING	IVB	1	0.174	45.06	
	DOMINICAN REPUBLIC	María Luisa RODRÍGUEZ Fany CHALAS Marleni MEJIA Margarita MANZUETA	DOM	2	0.160	DQ 170.7	

NOTE IAAF Rule 170.7 - Passing the baton outside the takeover zone

INTERMEDIATE TIMES 300m UNITED STATES 31.70

ALL-TIME TOP LIST				SEASON TOP LIST			
RESULT	TEAM	VENUE	DATE	RESULT	TEAM	VENUE	DATE
40.82	UNITED STATES (USA)	London (OP)	10 Aug 12	41.88	UNITED STATES (USA)	Nassau	24 May 14
41.29	JAMAICA (JAM)	Moskva (Luzhniki)	18 Aug 13	42.28	JAMAICA (JAM)	Nassau	24 May 14
41.37	GERMAN DEMOCRATIC REPUBLIC (GDR)	Canberra	6 Oct 85	42.59	TRINIDAD AND TOBAGO (TTO)	Nassau	24 May 14
41.49	RUSSIA (RUS)	Stuttgart (Gottlieb-Daimler Stadium)	22 Aug 93	42.67	NIGERIA (NGR)	Nassau	24 May 14
41.78	FRANCE (FRA)	Paris Saint-Denis (Stade de France)	30 Aug 03	42.75	GREAT BRITAIN & N.I. (GBR)	Nassau	24 May 14
41.91	GERMANY (GER)	Tokyo	31 Aug 91	42.92	GERMANY (GER)	Nassau	24 May 14
41.92	BAHAMAS (BAH)	Sevilla	29 Aug 99	43.22	BRAZIL (BRA)	Nassau	24 May 14
42.01	USSR (URS)	Seoul (Olympic Stadium)	1 Oct 88	43.33	CANADA (CAN)	Nassau	24 May 14
42.04	UKRAINE (UKR)	London (OP)	10 Aug 12	43.35	FRANCE (FRA)	Nassau	24 May 14
42.23	PR OF CHINA (CHN)	Shanghai	23 Oct 97	43.41	SWITZERLAND (SUI)	Nassau	24 May 14

RESULT PROGRESSION



4 x 100 Metres (1 lap) Women - Final


RECORDS	RESULT	TEAM	COUNTRY	VENUE	DATE
World Record WR	40.82	United States	USA	London (OP)	10 Aug 2012
Championship Record CR	41.88	United States	USA	Nassau	24 May 2014
World Leading WL	41.88	United States	USA	Nassau	24 May 2014
Area Record AR		National Record NR	National Record PB	Season Best SB	

24 May 2014

RANK	BIB	TEAM	PHASE	HEAT	LANE	PLACE	RESULT	POINTS
1		USA UNITED STATES	Final	1	4	1	41.88 CR	8
			Round 1	1	3	1	42.29 Q CR	
2		JAM JAMAICA	Final	1	5	2	42.28 SB	7
			Round 1	2	4	1	42.29 Q CR	
3		TTO TRINIDAD AND TOBAGO	Final	1	3	3	42.66	6
			Round 1	1	8	3	42.59 Q SB	
4		NGR NIGERIA	Final	1	8	4	42.67 SB	5
			Round 1	2	5	4	42.77 Q SB	
5		GBR GREAT BRITAIN & N.I.	Final	1	6	5	42.75 SB	4
			Round 1	3	6	6	43.20 Q	
6		GER GERMANY	Final	1	1	6	43.38	3
			Round 1	1	4	5	42.92 q SB	
7		BRA BRAZIL	Final	1	2	7	43.67	2
			Round 1	2	7	7	43.22 q SB	
8		FRA FRANCE	Final	1	7	8	43.76	1
			Round 1	3	3	8	43.35 Q SB	

NOTE IAAF Rule 170.7 - Passing the baton outside the takeover zone

ALL-TIME TOP LIST				SEASON TOP LIST			
RESULT	TEAM	VENUE	DATE	RESULT	TEAM	VENUE	DATE
40.82	UNITED STATES (USA)	London (OP)	10 Aug 12	41.88	UNITED STATES (USA)	Nassau	24 May 14
41.29	JAMAICA (JAM)	Moskva (Luzhniki)	18 Aug 13	42.28	JAMAICA (JAM)	Nassau	24 May 14
41.37	GERMAN DEMOCRATIC REPUBLIC (GDR)	Canberra	6 Oct 85	42.59	TRINIDAD AND TOBAGO (TTO)	Nassau	24 May 14
41.49	RUSSIA (RUS)	Stuttgart (Gottlieb-Daimler Stadium)	22 Aug 93	42.67	NIGERIA (NGR)	Nassau	24 May 14
41.78	FRANCE (FRA)	Paris Saint-Denis (Stade de France)	30 Aug 03	42.75	GREAT BRITAIN & N.I. (GBR)	Nassau	24 May 14
41.91	GERMANY (GER)	Tokyo	31 Aug 91	42.92	GERMANY (GER)	Nassau	24 May 14
41.92	BAHAMAS (BAH)	Sevilla	29 Aug 99	43.22	BRAZIL (BRA)	Nassau	24 May 14
42.01	USSR (URS)	Seoul (Olympic Stadium)	1 Oct 88	43.33	CANADA (CAN)	Nassau	24 May 14
42.04	UKRAINE (UKR)	London (OP)	10 Aug 12	43.35	FRANCE (FRA)	Nassau	24 May 14
42.23	PR OF CHINA (CHN)	Shanghai	23 Oct 97	43.41	SWITZERLAND (SUI)	Nassau	24 May 14



SUMMARY



4 x 100 Metres (1 lap) Women - Round 1

First 2 in each heat (Q) and the next 2 fastest (q) advance to the Final
The next 8 fastest advance to the Final B

RECORDS	RESULT	TEAM	COUNTRY	VENUE	DATE
World Record WR	40.82	United States	USA	London (OP)	10 Aug 2012
Championship Record CR	42.29	United States	USA	Nassau	24 May 2014
World Leading WL	42.29	United States	USA	Nassau	24 May 2014
Area Record AR		National Record NR	National Record PB	Season Best SB	

24 May 2014

RANK	PLACE	HEAT	LANE	BIB	TEAM	REACTION	RESULT
1	1	2	4	JAM	JAMAICA	0.182	42.29 Q CR
1	1	1	3	USA	UNITED STATES	0.171	42.29 Q CR
3	2	1	8	TTO	TRINIDAD AND TOBAGO	0.188	42.59 Q SB
4	2	2	5	NGR	NIGERIA	0.155	42.77 Q SB
5	3	1	4	GER	GERMANY	0.175	42.92 q SB
6	1	3	6	GBR	GREAT BRITAIN & N.I.	0.154	43.20 Q
7	3	2	7	BRA	BRAZIL	0.195	43.22 q SB
8	2	3	3	FRA	FRANCE	0.191	43.35 Q SB
9	4	1	6	SUI	SWITZERLAND	0.184	43.41 SB
10	3	3	7	BAH	BAHAMAS	0.152	43.54 SB
11	4	2	8	CAN	CANADA	0.206	43.69 SB
12	4	3	4	PUR	PUERTO RICO	0.182	44.04 SB
13	5	3	8	POL	POLAND	0.210	44.07 SB
14	5	2	3	CHN	PR OF CHINA	0.149	44.12 SB
15	5	1	5	DOM	DOMINICAN REPUBLIC	0.143	44.30 SB
16	6	2	6	IVB	BRITISH VIRGIN ISLANDS	0.186	44.53 SB
17	7	2	2	VEN	VENEZUELA	0.236	44.64 SB
18	6	3	5	JPN	JAPAN	0.148	44.66
19	6	1	7	AUS	AUSTRALIA	0.151	44.69

Final

Final B

ALL-TIME TOP LIST				SEASON TOP LIST			
RESULT	TEAM	VENUE	DATE	RESULT	TEAM	VENUE	DATE
40.82	UNITED STATES (USA)	London (OP)	10 Aug 12	42.29	UNITED STATES (USA)	Nassau	24 May 14
41.29	JAMAICA (JAM)	Moskva (Luzhniki)	18 Aug 13	42.29	JAMAICA (JAM)	Nassau	24 May 14
41.37	GERMAN DEMOCRATIC REPUBLIC (GDR)	Canberra	6 Oct 85	42.59	TRINIDAD AND TOBAGO (TTO)	Nassau	24 May 14
41.49	RUSSIA (RUS)	Stuttgart (Gottlieb-Daimler Stadium)	22 Aug 93	42.77	NIGERIA (NGR)	Nassau	24 May 14
41.78	FRANCE (FRA)	Paris Saint-Denis (Stade de France)	30 Aug 03	42.91	GREAT BRITAIN & N.I. (GBR)	Gainesville, FL	19 Apr 14
41.91	GERMANY (GER)	Tokyo	31 Aug 91	42.92	GERMANY (GER)	Nassau	24 May 14
41.92	BAHAMAS (BAH)	Sevilla	29 Aug 99	43.22	BRAZIL (BRA)	Nassau	24 May 14
42.01	USSR (URS)	Seoul (Olympic Stadium)	1 Oct 88	43.35	FRANCE (FRA)	Nassau	24 May 14
42.04	UKRAINE (UKR)	London (OP)	10 Aug 12	43.41	SWITZERLAND (SUI)	Nassau	24 May 14
42.23	PR OF CHINA (CHN)	Shanghai	23 Oct 97	43.54	BAHAMAS (BAH)	Nassau	24 May 14

RESULTS



4 x 100 Metres (1 lap) Women - Round 1

First 2 in each heat (Q) and the next 2 fastest (q) advance to the Final
The next 8 fastest advance to the Final B

RECORDS	RESULT	TEAM	COUNTRY	VENUE	DATE
World Record WR	40.82	United States	USA	London (OP)	10 Aug 2012
Championship Record CR	42.29	United States	USA	Nassau	24 May 2014
World Leading WL	42.29	United States	USA	Nassau	24 May 2014
Area Record AR		National Record NR	National Record PB	Season Best SB	

Heat 1


3

24 May 2014 17:55 START TIME

30° C TEMPERATURE 62 % HUMIDITY

PLACE	TEAM	BIB	LANE	REACTION	RESULT	Q	SB	CR	Fn
1	UNITED STATES Tianna BARTOLETTA Alexandria ANDERSON Jeneba TARMOH LaKeisha LAWSON	USA	3	0.171	42.29	Q		CR	
2	TRINIDAD AND TOBAGO Kamaria DURANT Michelle-Lee AHYE Reyare THOMAS Kai SELVON	TTO	8	0.188	42.59	Q		SB	
3	GERMANY Yasmin KWADWO Inna WEIT Tatjana PINTO LOFAMAKANDA Verena SAILER	GER	4	0.175	42.92	q		SB	
4	SWITZERLAND Michelle CUENI Marisa LAVANCHY Mujinga KAMBUNDJI Léa SPRUNGER	SUI	6	0.184	43.41			SB	
5	DOMINICAN REPUBLIC Lavonne IDLETTE Fany CHALAS Marleni MEJIA Margarita MANZUETA	DOM	5	0.143	44.30			SB	
6	AUSTRALIA Margaret GAYEN Ella NELSON Monica BRENNAN Elly GRAF	AUS	7	0.151	44.69				

INTERMEDIATE TIMES	300m	UNITED STATES	31.80
--------------------	------	---------------	-------



RESULTS
4 x 100 Metres (1 lap) Women - Round 1


Heat 2 **3**

24 May 2014 18:05 START TIME 30° C TEMPERATURE 62 % HUMIDITY

PLACE	TEAM	BIB	LANE	REACTION	RESULT	Q	CR	SF
1	JAMAICA Carrie RUSSELL Kerron STEWART Schillonie CALVERT Samantha HENRY-ROBINSON	JAM	4	0.182	42.29	Q	CR	
2	NIGERIA Gloria ASUMNU Blessing OKAGBARE Dominique DUNCAN Francesca OKWARA	NGR	5	0.155	42.77	Q	SB	
3	BRAZIL Vanusa DOS SANTOS Franciela KRASUCKI Evelyn DOS SANTOS Rosângela SANTOS	BRA	7	0.195	43.22	q	SB	
4	CANADA Khamica BINGHAM Kimberly HYACINTHE Crystal EMMANUEL Shai-Anne DAVIS	CAN	8	0.206	43.69		SB	
5	PR OF CHINA Yujia TAO Lingwei KONG Huijun LIN Qiqi YUAN	CHN	3	0.149	44.12		SB	
6	BRITISH VIRGIN ISLANDS Ashley KELLY Nelida HUGGINS Chantel MALONE Karene KING	IVB	6	0.186	44.53		SB	
7	VENEZUELA Wilmary ÁLVAREZ Andrea PURICA Nediam VARGAS Nercely SOTO	VEN	2	0.236	44.64		SB	

INTERMEDIATE TIMES	300m	JAMAICA	32.00
--------------------	------	---------	-------





RESULTS
4 x 100 Metres (1 lap) Women - Round 1

Heat 3 **3**

24 May 2014 18:13 START TIME 30° C TEMPERATURE 62 % HUMIDITY

PLACE	TEAM	BIB	LANE	REACTION	RESULT	Fn
1	GREAT BRITAIN & N.I. Asha PHILIP Anyika ONUORA Jodie WILLIAMS Desiree HENRY	GBR	6	0.154	43.20	Q
2	FRANCE Éloyse LESUEUR Céline DISTEL-BONNET Émilie GAYDU Stella AKAKPO	FRA	3	0.191	43.35	Q SB
3	BAHAMAS V'Alonée ROBINSON Sheniqua FERGUSON Tayla CARTER Anthonique STRACHAN	BAH	7	0.152	43.54	SB
4	PUERTO RICO Beatriz CRUZ Celiangeli MORALES Genoiska CANCEL Carol RODRÍGUEZ	PUR	4	0.182	44.04	SB
5	POLAND Anna KIELBASINSKA Weronika WEDLER Marta JESCHKE Ewelina PTAK	POL	8	0.210	44.07	SB
6	JAPAN Saori KITAKAZE Anna DOI Mayumi WATANABE Kana ICHIKAWA	JPN	5	0.148	44.66	

INTERMEDIATE TIMES	300m	GREAT BRITAIN & N.I.	32.80
---------------------------	------	----------------------	-------

ALL-TIME TOP LIST				SEASON TOP LIST			
RESULT	TEAM	VENUE	DATE	RESULT	TEAM	VENUE	DATE
40.82	UNITED STATES (USA)	London (OP)	10 Aug 12	42.29	UNITED STATES (USA)	Nassau	24 May 14
41.29	JAMAICA (JAM)	Moskva (Luzhniki)	18 Aug 13	42.29	JAMAICA (JAM)	Nassau	24 May 14
41.37	GERMAN DEMOCRATIC REPUBLIC (GDR)	Canberra	6 Oct 85	42.59	TRINIDAD AND TOBAGO (TTO)	Nassau	24 May 14
41.49	RUSSIA (RUS)	Stuttgart (Gottlieb-Daimler Stadium)	22 Aug 93	42.77	NIGERIA (NGR)	Nassau	24 May 14
41.78	FRANCE (FRA)	Paris Saint-Denis (Stade de France)	30 Aug 03	42.91	GREAT BRITAIN & N.I. (GBR)	Gainesville, FL	19 Apr 14
41.91	GERMANY (GER)	Tokyo	31 Aug 91	42.92	GERMANY (GER)	Nassau	24 May 14
41.92	BAHAMAS (BAH)	Sevilla	29 Aug 99	43.22	BRAZIL (BRA)	Nassau	24 May 14
42.01	USSR (URS)	Seoul (Olympic Stadium)	1 Oct 88	43.35	FRANCE (FRA)	Nassau	24 May 14
42.04	UKRAINE (UKR)	London (OP)	10 Aug 12	43.41	SWITZERLAND (SUI)	Nassau	24 May 14
42.23	PR OF CHINA (CHN)	Shanghai	23 Oct 97	43.54	BAHAMAS (BAH)	Nassau	24 May 14



RESULTS




4 x 200 Metres (2 laps) Women - Final

RECORDS	RESULT	TEAM	COUNTRY	VENUE	DATE
World Record WR	1:27.46	United States "Blue"	USA	Philadelphia, PA	29 Apr 2000
Championship Record CR	1:29.45	United States	USA	Nassau	25 May 2014
World Leading WL	1:29.45	United States	USA	Nassau	25 May 2014
Area Record AR		National Record NR	National Record PB	Season Best SB	

25 May 2014 20:12 START TIME 29° C TEMPERATURE 73 % HUMIDITY

PLACE	TEAM	BIB	LANE	REACTION	RESULT	Fn	POINTS
1	UNITED STATES Shalonda SOLOMON Tawanna MEADOWS Bianca KNIGHT Kimberlyn DUNCAN	USA	3	0.167	1:29.45	CR	8
2	GREAT BRITAIN & N.I. Desiree HENRY Anyika ONUORA Bianca WILLIAMS Asha PHILIP	GBR	6	0.164	1:29.61	NR	7
3	JAMAICA Simone FACEY Sheri-Ann BROOKS Anneisha MCLAUGHLIN Shelly-Ann FRASER-PRYCE	JAM	5	0.216	1:30.04	NR	6
4	BAHAMAS Sheniqua FERGUSON Anthonique STRACHAN Nivea SMITH Caché ARMBRISTER	BAH	8	0.238	1:31.31	NR	5
5	SWITZERLAND Mujinga KAMBUNDJI Léa SPRUNGER Joëlle GOLAY Fanette HUMAIR	SUI	7	0.165	1:31.75	NR	4
6	FRANCE Mathilde LAGUI Céline DISTEL-BONNET Émilie GAYDU Sarah GOUJON	FRA	4	0.269	1:32.23	SB	3
7	NIGERIA Dominique DUNCAN Francesca OKWARA Patience Okon GEORGE Regina GEORGE	NGR	2	0.226	1:33.71	NR	2
	TRINIDAD AND TOBAGO Michelle-Lee AHYE Reyare THOMAS Kai SELVON Kamaria DURANT	TTO	1	0.210	DNF		


INTERMEDIATE TIMES	Lap 1	GREAT BRITAIN & N.I.	45.20
--------------------	-------	----------------------	-------




RESULTS
4 x 200 Metres (2 laps) Women - Final

ALL-TIME TOP LIST				SEASON TOP LIST			
RESULT	TEAM	VENUE	DATE	RESULT	TEAM	VENUE	DATE
1:27.46	UNITED STATES (USA)	Philadelphia, PA	29 Apr 00	1:29.45	UNITED STATES (USA)	Nassau	25 May 14
1:28.15	GERMAN DEMOCRATIC REPUBLIC (GDR)	Jena	9 Aug 80	1:29.61	GREAT BRITAIN & N.I. (GBR)	Nassau	25 May 14
1:29.61	GREAT BRITAIN & N.I. (GBR)	Nassau	25 May 14	1:30.04	JAMAICA (JAM)	Nassau	25 May 14
1:30.04	JAMAICA (JAM)	Nassau	25 May 14	1:31.31	BAHAMAS (BAH)	Nassau	25 May 14
1:30.8	USSR (URS)	Moskva	29 Jul 79	1:31.75	SWITZERLAND (SUI)	Nassau	25 May 14
1:31.31	BAHAMAS (BAH)	Nassau	25 May 14	1:32.23	FRANCE (FRA)	Nassau	25 May 14
1:31.49	RUSSIA (RUS)	Portsmouth, GBR	5 Jun 93	1:33.71	NIGERIA (NGR)	Nassau	25 May 14
1:31.75	SWITZERLAND (SUI)	Nassau	25 May 14				
1:31.98	UKRAINE (UKR)	Portsmouth, GBR	5 Jun 93				
1:32.17	FRANCE (FRA)	Paris (Jean Bouin)	9 Jul 82				





RACE ANALYSIS



4 x 400 Metres (4 laps) Women - Final B

Final B

25 May 2014 18:09 START TIME

29° C TEMPERATURE 73 % HUMIDITY

PLACE	BIB	TEAM				RESULT		
		Lap 1		Lap 2		Lap 3		
1	AUS	AUSTRALIA				3:31.01		
	52.6 (1)	1:44.7 (1)	2:38.2 (1)		52.8			
		52.1	53.5					
2	BAH	BAHAMAS				3:31.71	SB	
	53.4 (3)	1:44.8 (2)	2:39.6 (3)		52.1			
		51.4	54.8					
3	CAN	CANADA				3:32.58	SB	
	54.1 (4)	1:46.6 (4)	2:39.2 (2)		53.3			
		52.5	52.6					
4	TTO	TRINIDAD AND TOBAGO				3:33.21		
	53.1 (2)	1:45.3 (3)	2:40.7 (4)		52.5			
		52.2	55.4					



RESULTS



4 x 400 Metres (4 laps) Women - Final B

RECORDS	RESULT	TEAM	COUNTRY	VENUE	DATE
World Record WR	3:15.17	USSR	URS	Seoul (Olympic Stadium)	1 Oct 1988
Championship Record CR	3:23.84	United States	USA	Nassau	24 May 2014
World Leading WL	3:23.84	United States	USA	Nassau	24 May 2014
Area Record AR		National Record NR	National Record PB	Season Best SB	

Final

25 May 2014 18:25 START TIME 29° C TEMPERATURE 73 % HUMIDITY

PLACE	TEAM	BIB	LANE	REACTION	RESULT	Fn
1	UNITED STATES Deedee TROTTER Sanya RICHARDS-ROSS Natasha HASTINGS Joanna ATKINS	USA	5	0.200	3:21.73 *WC	CR
2	JAMAICA Kaliесе SPENCER Novlene WILLIAMS-MILLS Anastasia LE-ROY Shericka JACKSON	JAM	4	0.198	3:23.26 *WC	SB
3	NIGERIA Folasade ABUGAN Regina GEORGE Omolara OMOTOSO Patience Okon GEORGE	NGR	6	0.332	3:23.41 *WC	SB
4	FRANCE Marie GAYOT Lénora GUION-FIRMIN Agnès RAHAROLAHY Floria GUEI	FRA	1	0.175	3:25.84 *WC	SB
5	POLAND Malgorzata HOLUB Patrycja WYCISZKIEWICZ Joanna LINKIEWICZ Justyna SWIETY	POL	2	0.186	3:27.37 *WC	SB
6	ITALY Chiara BAZZONI Maria Enrica SPACCA Elena Maria BONFANTI Libania GRENOT	ITA	7	0.225	3:27.44 *WC	SB
7	GREAT BRITAIN & N.I. Eilidh CHILD Shana COX Christine OHURUOGU Margaret ADEOYE	GBR	8	0.197	3:28.03 *WC	
8	BRAZIL Joelma SOUSA Liliane FERNANDES Jailma DE LIMA Geisa Aparecida COUTINHO	BRA	3	0.222	3:31.59 *WC	

NOTE IAAF Rule *WC - Qualified for WORLD CHAMPIONSHIPS

INTERMEDIATE TIMES	Lap	TEAM	TIME
	Lap 1	AUSTRALIA	52.60
	Lap 2	AUSTRALIA	1:44.70
	Lap 3	AUSTRALIA	2:38.20

Final B

25 May 2014 18:09 START TIME 29° C TEMPERATURE 73 % HUMIDITY



RESULTS
4 x 400 Metres (4 laps) Women - Final B

PLACE	TEAM	BIB	LANE	REACTION	RESULT	Fn
1	AUSTRALIA Anneliese RUBIE Morgan MITCHELL Jessica GULLI Lyndsay PEKIN	AUS	3		3:31.01	
2	BAHAMAS Lanece CLARKE Christine AMERTIL Shakeitha HENFIELD Miriam BYFIELD	BAH	5		3:31.71	SB
3	CANADA Jenna MARTIN Carline MUIR Sarah-Lynn WELLS Wendy Fawn DORR	CAN	4		3:32.58	SB
4	TRINIDAD AND TOBAGO Shawna FERMIN Alena BROOKS Magnolia HOWELL Romona MODESTE	TTO	6		3:33.21	

INTERMEDIATE TIMES	Lap	TEAM	TIME
	Lap 1	AUSTRALIA	52.60
	Lap 2	AUSTRALIA	1:44.70
	Lap 3	AUSTRALIA	2:38.20

ALL-TIME TOP LIST				SEASON TOP LIST			
RESULT	TEAM	VENUE	DATE	RESULT	TEAM	VENUE	DATE
3:15.17	USSR (URS)	Seoul (Olympic Stadium)	1 Oct 88	3:23.84	UNITED STATES (USA)	Nassau	24 May 14
3:15.51	UNITED STATES (USA)	Seoul (Olympic Stadium)	1 Oct 88	3:24.95	JAMAICA (JAM)	Nassau	24 May 14
3:15.92	GERMAN DEMOCRATIC REPUBLIC (GDR)	Erfurt	3 Jun 84	3:27.07	NIGERIA (NGR)	Nassau	24 May 14
3:18.38	RUSSIA (RUS)	Stuttgart (Gottlieb-Daimler Stadium)	22 Aug 93	3:27.30	GREAT BRITAIN & N.I. (GBR)	Nassau	24 May 14
3:18.71	JAMAICA (JAM)	Daegu	3 Sep 11	3:27.37	POLAND (POL)	Nassau	24 May 14
3:20.04	GREAT BRITAIN & N.I. (GBR)	Osaka (Nagai Stadium)	2 Sep 07	3:28.93	FRANCE (FRA)	Nassau	24 May 14
3:20.92	GERMANY (GER)	Athina	10 Aug 97	3:30.37	BRAZIL (BRA)	Nassau	24 May 14
3:21.04	NIGERIA (NGR)	Atlanta, GA	3 Aug 96	3:30.67	ITALY (ITA)	Nassau	24 May 14
3:21.21	CANADA (CAN)	Los Angeles, CA	11 Aug 84	3:30.91	TRINIDAD AND TOBAGO (TTO)	Nassau	24 May 14
3:21.85	BELARUS (BLR)	Beijing (National Stadium)	23 Aug 08	3:30.92	AUSTRALIA (AUS)	Nassau	24 May 14

RESULTS



4 x 400 Metres (4 laps) Women - Final


RECORDS	RESULT	TEAM	COUNTRY	VENUE	DATE
World Record WR	3:15.17	USSR	URS	Seoul (Olympic Stadium)	1 Oct 1988
Championship Record CR	3:21.73	United States	USA	Nassau	25 May 2014
World Leading WL	3:21.73	United States	USA	Nassau	25 May 2014
Area Record AR		National Record NR	National Record PB	Season Best SB	

Final

25 May 2014 18:25 START TIME 29° C TEMPERATURE 73 % HUMIDITY

PLACE	TEAM	BIB	LANE	REACTION	RESULT	Fn	POINTS
1	UNITED STATES Deedee TROTTER Sanya RICHARDS-ROSS Natasha HASTINGS Joanna ATKINS	USA	5	0.200	3:21.73	CR	8
2	JAMAICA Kaliесе SPENCER Novlene WILLIAMS-MILLS Anastasia LE-ROY Shericka JACKSON	JAM	4	0.198	3:23.26	SB	7
3	NIGERIA Folasade ABUGAN Regina GEORGE Omolara OMOTOSO Patience Okon GEORGE	NGR	6	0.332	3:23.41	SB	6
4	FRANCE Marie GAYOT Lénora GUION-FIRMIN Agnès RAHAROLAHY Floria GUEI	FRA	1	0.175	3:25.84	SB	5
5	POLAND Malgorzata HOLUB Patrycja WYCISZKIEWICZ Joanna LINKIEWICZ Justyna SWIETY	POL	2	0.186	3:27.37	SB	4
6	ITALY Chiara BAZZONI Maria Enrica SPACCA Elena Maria BONFANTI Libania GRENOT	ITA	7	0.225	3:27.44	SB	3
7	GREAT BRITAIN & N.I. Eilidh CHILD Shana COX Christine OHURUOGU Margaret ADEOYE	GBR	8	0.197	3:28.03		2
8	BRAZIL Joelma SOUSA Liliane FERNANDES Jailma DE LIMA Geisa Aparecida COUTINHO	BRA	3	0.222	3:31.59		1

INTERMEDIATE TIMES	Lap	TEAM	TIME
	Lap 1	UNITED STATES	50.70
	Lap 2	JAMAICA	1:40.90
	Lap 3	UNITED STATES	2:31.10



RESULTS
4 x 400 Metres (4 laps) Women - Final

ALL-TIME TOP LIST				SEASON TOP LIST			
RESULT	TEAM	VENUE	DATE	RESULT	TEAM	VENUE	DATE
3:15.17	USSR (URS)	Seoul (Olympic Stadium)	1 Oct 88	3:21.73	UNITED STATES (USA)	Nassau	25 May 14
3:15.51	UNITED STATES (USA)	Seoul (Olympic Stadium)	1 Oct 88	3:23.26	JAMAICA (JAM)	Nassau	25 May 14
3:15.92	GERMAN DEMOCRATIC REPUBLIC (GDR)	Erfurt	3 Jun 84	3:23.41	NIGERIA (NGR)	Nassau	25 May 14
3:18.38	RUSSIA (RUS)	Stuttgart (Gottlieb-Daimler Stadium)	22 Aug 93	3:25.84	FRANCE (FRA)	Nassau	25 May 14
3:18.71	JAMAICA (JAM)	Daegu	3 Sep 11	3:27.30	GREAT BRITAIN & N.I. (GBR)	Nassau	24 May 14
3:20.04	GREAT BRITAIN & N.I. (GBR)	Osaka (Nagai Stadium)	2 Sep 07	3:27.37	POLAND (POL)	Nassau	24 May 14
3:20.92	GERMANY (GER)	Athína	10 Aug 97	3:27.44	ITALY (ITA)	Nassau	25 May 14
3:21.04	NIGERIA (NGR)	Atlanta, GA	3 Aug 96	3:30.37	BRAZIL (BRA)	Nassau	24 May 14
3:21.21	CANADA (CAN)	Los Angeles, CA	11 Aug 84	3:30.91	TRINIDAD AND TOBAGO (TTO)	Nassau	24 May 14
3:21.85	BELARUS (BLR)	Beijing (National Stadium)	23 Aug 08	3:30.92	AUSTRALIA (AUS)	Nassau	24 May 14

RACE ANALYSIS




4 x 400 Metres (4 laps) Women - Final

Final

25 May 2014 18:25 START TIME

29° C TEMPERATURE 73 % HUMIDITY

PLACE	BIB	TEAM				RESULT
			Lap 1	Lap 2	Lap 3	
1	USA	UNITED STATES				3:21.73 CR
	50.7 (1)		1:41.1 (2) 50.4	2:31.1 (1) 50.0	50.6	
2	JAM	JAMAICA				3:23.26 SB
	51.2 (2)		1:40.9 (1) 49.7	2:32.1 (2) 51.2	51.1	
3	NGR	NIGERIA				3:23.41 SB
	52.3 (4)		1:41.7 (3) 49.4	2:32.6 (3) 50.9	50.8	
4	FRA	FRANCE				3:25.84 SB
	52.2 (3)		1:43.7 (4) 51.5	2:35.5 (4) 51.8	50.3	
5	POL	POLAND				3:27.37 SB
	52.8 (6)		1:44.2 (6) 51.4	2:36.3 (5) 52.1	51.0	
6	ITA	ITALY				3:27.44 SB
	52.8 (5)		1:44.6 (7) 51.8	2:37.2 (7) 52.6	50.2	
7	GBR	GREAT BRITAIN & N.I.				3:28.03
	52.9 (7)		1:43.9 (5) 51.0	2:36.9 (6) 53.0	51.1	
8	BRA	BRAZIL				3:31.59
	53.2 (8)		1:46.3 (8) 53.1	2:39.8 (8) 53.5	51.7	



RESULTS



4 x 400 Metres (4 laps) Women - Final

RECORDS	RESULT	TEAM	COUNTRY	VENUE	DATE
World Record WR	3:15.17	USSR	URS	Seoul (Olympic Stadium)	1 Oct 1988
Championship Record CR	3:21.73	United States	USA	Nassau	25 May 2014
World Leading WL	3:21.73	United States	USA	Nassau	25 May 2014
Area Record AR		National Record NR	National Record PB	Season Best SB	

Final

25 May 2014 18:25 START TIME 29° C TEMPERATURE 73 % HUMIDITY

PLACE	TEAM	BIB	LANE	REACTION	RESULT	Fn	POINTS
1	UNITED STATES Deedee TROTTER Sanya RICHARDS-ROSS Natasha HASTINGS Joanna ATKINS	USA	5	0.200	3:21.73 *WC	CR	8
2	JAMAICA Kaliесе SPENCER Novlene WILLIAMS-MILLS Anastasia LE-ROY Shericka JACKSON	JAM	4	0.198	3:23.26 *WC	SB	7
3	NIGERIA Folasade ABUGAN Regina GEORGE Omolara OMOTOSO Patience Okon GEORGE	NGR	6	0.332	3:23.41 *WC	SB	6
4	FRANCE Marie GAYOT Lénora GUION-FIRMIN Agnès RAHAROLAHY Floria GUEI	FRA	1	0.175	3:25.84 *WC	SB	5
5	POLAND Malgorzata HOLUB Patrycja WYCISZKIEWICZ Joanna LINKIEWICZ Justyna SWIETY	POL	2	0.186	3:27.37 *WC	SB	4
6	ITALY Chiara BAZZONI Maria Enrica SPACCA Elena Maria BONFANTI Libania GRENOT	ITA	7	0.225	3:27.44 *WC	SB	3
7	GREAT BRITAIN & N.I. Eilidh CHILD Shana COX Christine OHURUOGU Margaret ADEOYE	GBR	8	0.197	3:28.03 *WC		2
8	BRAZIL Joelma SOUSA Liliane FERNANDES Jailma DE LIMA Geisa Aparecida COUTINHO	BRA	3	0.222	3:31.59 *WC		1

NOTE IAAF Rule *WC - Qualified for WORLD CHAMPIONSHIPS

INTERMEDIATE TIMES	Lap	TEAM	TIME
	Lap 1	UNITED STATES	50.70
	Lap 2	JAMAICA	1:40.90
	Lap 3	UNITED STATES	2:31.10

Final B

25 May 2014 18:09 START TIME 29° C TEMPERATURE 73 % HUMIDITY



RESULTS
4 x 400 Metres (4 laps) Women - Final

PLACE	TEAM	BIB	LANE	REACTION	RESULT	Fn	POINTS
1	AUSTRALIA Anneliese RUBIE Morgan MITCHELL Jessica GULLI Lyndsay PEKIN	AUS	3		3:31.01		
2	BAHAMAS Lanece CLARKE Christine AMERTIL Shakeitha HENFIELD Miriam BYFIELD	BAH	5		3:31.71		SB
3	CANADA Jenna MARTIN Carline MUIR Sarah-Lynn WELLS Wendy Fawn DORR	CAN	4		3:32.58		SB
4	TRINIDAD AND TOBAGO Shawna FERMIN Alena BROOKS Magnolia HOWELL Romona MODESTE	TTO	6		3:33.21		

INTERMEDIATE TIMES	Lap	TEAM	TIME
	Lap 1	UNITED STATES	50.70
	Lap 2	JAMAICA	1:40.90
	Lap 3	UNITED STATES	2:31.10

ALL-TIME TOP LIST				SEASON TOP LIST			
RESULT	TEAM	VENUE	DATE	RESULT	TEAM	VENUE	DATE
3:15.17	USSR (URS)	Seoul (Olympic Stadium)	1 Oct 88	3:21.73	UNITED STATES (USA)	Nassau	25 May 14
3:15.51	UNITED STATES (USA)	Seoul (Olympic Stadium)	1 Oct 88	3:23.26	JAMAICA (JAM)	Nassau	25 May 14
3:15.92	GERMAN DEMOCRATIC REPUBLIC (GDR)	Erfurt	3 Jun 84	3:23.41	NIGERIA (NGR)	Nassau	25 May 14
3:18.38	RUSSIA (RUS)	Stuttgart (Gottlieb-Daimler Stadium)	22 Aug 93	3:25.84	FRANCE (FRA)	Nassau	25 May 14
3:18.71	JAMAICA (JAM)	Daegu	3 Sep 11	3:27.30	GREAT BRITAIN & N.I. (GBR)	Nassau	24 May 14
3:20.04	GREAT BRITAIN & N.I. (GBR)	Osaka (Nagai Stadium)	2 Sep 07	3:27.37	POLAND (POL)	Nassau	24 May 14
3:20.92	GERMANY (GER)	Athina	10 Aug 97	3:27.44	ITALY (ITA)	Nassau	25 May 14
3:21.04	NIGERIA (NGR)	Atlanta, GA	3 Aug 96	3:30.37	BRAZIL (BRA)	Nassau	24 May 14
3:21.21	CANADA (CAN)	Los Angeles, CA	11 Aug 84	3:30.91	TRINIDAD AND TOBAGO (TTO)	Nassau	24 May 14
3:21.85	BELARUS (BLR)	Beijing (National Stadium)	23 Aug 08	3:30.92	AUSTRALIA (AUS)	Nassau	24 May 14



RESULT PROGRESSION



4 x 400 Metres (4 laps) Women - Final

RECORDS	RESULT TEAM	COUNTRY	VENUE	DATE
World Record WR	3:15.17 USSR	URS	Seoul (Olympic Stadium)	1 Oct 1988
Championship Record CR	3:21.73 United States	USA	Nassau	25 May 2014
World Leading WL	3:21.73 United States	USA	Nassau	25 May 2014
Area Record AR	National Record NR	National Record PB	Season Best SB	

25 May 2014

RANK	BIB	TEAM	PHASE	HEAT	LANE	PLACE	RESULT	POINTS
1		USA UNITED STATES	Final	1	5	1	3:21.73 CR	8
			Round 1	2	5	1	3:23.84 Q CR	
2		JAM JAMAICA	Final	1	4	2	3:23.26 SB	7
			Round 1	2	3	2	3:24.95 Q SB	
3		NGR NIGERIA	Final	1	6	3	3:23.41 SB	6
			Round 1	1	4	3	3:27.07 Q CR	
4		FRA FRANCE	Final	1	1	4	3:25.84 SB	5
			Round 1	2	8	6	3:28.93 q SB	
5		POL POLAND	Final	1	2	5	3:27.37 SB	4
			Round 1	2	6	5	3:27.37 q SB	
6		ITA ITALY	Final	1	7	6	3:27.44 SB	3
			Round 1	1	3	8	3:30.67 Q SB	
7		GBR GREAT BRITAIN & N.I.	Final	1	8	7	3:28.03	2
			Round 1	2	4	4	3:27.30 Q SB	
8		BRA BRAZIL	Final	1	3	8	3:31.59	1
			Round 1	1	7	7	3:30.37 Q SB	

ALL-TIME TOP LIST				SEASON TOP LIST			
RESULT	TEAM	VENUE	DATE	RESULT	TEAM	VENUE	DATE
3:15.17	USSR (URS)	Seoul (Olympic Stadium)	1 Oct 88	3:21.73	UNITED STATES (USA)	Nassau	25 May 14
3:15.51	UNITED STATES (USA)	Seoul (Olympic Stadium)	1 Oct 88	3:23.26	JAMAICA (JAM)	Nassau	25 May 14
3:15.92	GERMAN DEMOCRATIC REPUBLIC (GDR)	Erfurt	3 Jun 84	3:23.41	NIGERIA (NGR)	Nassau	25 May 14
3:18.38	RUSSIA (RUS)	Stuttgart (Gottlieb-Daimler Stadium)	22 Aug 93	3:25.84	FRANCE (FRA)	Nassau	25 May 14
3:18.71	JAMAICA (JAM)	Daegu	3 Sep 11	3:27.30	GREAT BRITAIN & N.I. (GBR)	Nassau	24 May 14
3:20.04	GREAT BRITAIN & N.I. (GBR)	Osaka (Nagai Stadium)	2 Sep 07	3:27.37	POLAND (POL)	Nassau	24 May 14
3:20.92	GERMANY (GER)	Athina	10 Aug 97	3:27.44	ITALY (ITA)	Nassau	25 May 14
3:21.04	NIGERIA (NGR)	Atlanta, GA	3 Aug 96	3:30.37	BRAZIL (BRA)	Nassau	24 May 14
3:21.21	CANADA (CAN)	Los Angeles, CA	11 Aug 84	3:30.91	TRINIDAD AND TOBAGO (TTO)	Nassau	24 May 14
3:21.85	BELARUS (BLR)	Beijing (National Stadium)	23 Aug 08	3:30.92	AUSTRALIA (AUS)	Nassau	24 May 14

SUMMARY



4 x 400 Metres (4 laps) Women - Round 1

First 3 in each heat (Q) and the next 2 fastest (q) advance to the Final
The next 8 fastest advance to the Final B

RECORDS	RESULT	TEAM	COUNTRY	VENUE	DATE
World Record WR	3:15.17	USSR	URS	Seoul (Olympic Stadium)	1 Oct 1988
Championship Record CR	3:23.84	United States	USA	Nassau	24 May 2014
World Leading WL	3:23.84	United States	USA	Nassau	24 May 2014
Area Record AR		National Record NR		National Record PB	Season Best SB

24 May 2014

RANK	PLACE	HEAT	LANE	BIB	TEAM	REACTION	RESULT	
1	1	2	5	USA	UNITED STATES	0.188	3:23.84 Q	CR
2	2	2	3	JAM	JAMAICA	0.187	3:24.95 Q	SB
3	1	1	4	NGR	NIGERIA	0.369	3:27.07 Q	CR
4	3	2	4	GBR	GREAT BRITAIN & N.I.	0.266	3:27.30 Q	SB
5	4	2	6	POL	POLAND	0.173	3:27.37 q	SB
6	5	2	8	FRA	FRANCE	0.193	3:28.93 q	SB
7	2	1	7	BRA	BRAZIL	0.232	3:30.37 Q	SB
8	3	1	3	ITA	ITALY	0.206	3:30.67 Q	SB
Final								
9	4	1	8	TTO	TRINIDAD AND TOBAGO	0.204	3:30.91	SB
10	6	2	7	AUS	AUSTRALIA	0.186	3:30.92	SB
11	5	1	6	CAN	CANADA	0.285	3:34.60	SB
12	6	1	5	BAH	BAHAMAS	0.219	3:54.65	
			1	2	RUS	RUSSIA		DNS
Final B								

ALL-TIME TOP LIST				SEASON TOP LIST			
RESULT	TEAM	VENUE	DATE	RESULT	TEAM	VENUE	DATE
3:15.17	USSR (URS)	Seoul (Olympic Stadium)	1 Oct 88	3:23.84	UNITED STATES (USA)	Nassau	24 May 14
3:15.51	UNITED STATES (USA)	Seoul (Olympic Stadium)	1 Oct 88	3:24.95	JAMAICA (JAM)	Nassau	24 May 14
3:15.92	GERMAN DEMOCRATIC REPUBLIC (GDR)	Erfurt	3 Jun 84	3:27.07	NIGERIA (NGR)	Nassau	24 May 14
3:18.38	RUSSIA (RUS)	Stuttgart (Gottlieb-Daimler Stadium)	22 Aug 93	3:27.30	GREAT BRITAIN & N.I. (GBR)	Nassau	24 May 14
3:18.71	JAMAICA (JAM)	Daegu	3 Sep 11	3:27.37	POLAND (POL)	Nassau	24 May 14
3:20.04	GREAT BRITAIN & N.I. (GBR)	Osaka (Nagai Stadium)	2 Sep 07	3:28.93	FRANCE (FRA)	Nassau	24 May 14
3:20.92	GERMANY (GER)	Athina	10 Aug 97	3:30.37	BRAZIL (BRA)	Nassau	24 May 14
3:21.04	NIGERIA (NGR)	Atlanta, GA	3 Aug 96	3:30.67	ITALY (ITA)	Nassau	24 May 14
3:21.21	CANADA (CAN)	Los Angeles, CA	11 Aug 84	3:30.91	TRINIDAD AND TOBAGO (TTO)	Nassau	24 May 14
3:21.85	BELARUS (BLR)	Beijing (National Stadium)	23 Aug 08	3:30.92	AUSTRALIA (AUS)	Nassau	24 May 14

RESULTS



4 x 400 Metres (4 laps) Women - Round 1

First 3 in each heat (Q) and the next 2 fastest (q) advance to the Final
The next 8 fastest advance to the Final B

RECORDS	RESULT	TEAM	COUNTRY	VENUE	DATE
World Record WR	3:15.17	USSR	URS	Seoul (Olympic Stadium)	1 Oct 1988
Championship Record CR	3:23.84	United States	USA	Nassau	24 May 2014
World Leading WL	3:23.84	United States	USA	Nassau	24 May 2014
Area Record AR		National Record NR	National Record PB	Season Best SB	

Heat 1


2

24 May 2014 18:47 START TIME

30° C TEMPERATURE 62 % HUMIDITY

PLACE	TEAM	BIB	LANE	REACTION	RESULT	Q	SB	CR	Fn
1	NIGERIA Folasade ABUGAN Regina GEORGE Bukola ABOGUNLOKO Patience Okon GEORGE	NGR	4	0.369	3:27.07	Q		CR	
2	BRAZIL Joelma SOUSA Liliane FERNANDES Jailma DE LIMA Geisa Aparecida COUTINHO	BRA	7	0.232	3:30.37	Q	SB		
3	ITALY Chiara BAZZONI Maria Enrica SPACCA Elena Maria BONFANTI Libania GRENOT	ITA	3	0.206	3:30.67	Q	SB		
4	TRINIDAD AND TOBAGO Shawna FERMIN Domonique WILLIAMS Romona MODESTE Alena BROOKS	TTO	8	0.204	3:30.91		SB		
5	CANADA Carline MUIR Jenna MARTIN Wendy Fawn DORR Noelle MONTCALM	CAN	6	0.285	3:34.60		SB		
6	BAHAMAS Lanece CLARKE Shakeitha HENFIELD Christine AMERTIL Miriam BYFIELD	BAH	5	0.219	3:54.65				
	RUSSIA	RUS	2		DNS				

INTERMEDIATE TIMES	Lap	TEAM	TIME
	Lap 1	CANADA	52.40
	Lap 2		
	Lap 3		



RESULTS
4 x 400 Metres (4 laps) Women - Round 1

Heat 2 **2**

24 May 2014 19:00 START TIME 30° C TEMPERATURE 62 % HUMIDITY

PLACE	TEAM	BIB	LANE	REACTION	RESULT	Q	Fn
1	UNITED STATES Deedee TROTTER Sanya RICHARDS-ROSS Monica HARGROVE Jessica BEARD	USA	5	0.188	3:23.84	Q	CR
2	JAMAICA Christine DAY Anastasia LE-ROY Shericka JACKSON Kaliese SPENCER	JAM	3	0.187	3:24.95	Q	SB
3	GREAT BRITAIN & N.I. Eilidh CHILD Shana COX Emily DIAMOND Margaret ADEOYE	GBR	4	0.266	3:27.30	Q	SB
4	POLAND Malgorzata HOLUB Patrycja WYCISZKIEWICZ Agata BEDNAREK Justyna SWIETY	POL	6	0.173	3:27.37	q	SB
5	FRANCE Marie GAYOT Lénora GUION-FIRMIN Estelle PERROSSIER Floria GUEI	FRA	8	0.193	3:28.93	q	SB
6	AUSTRALIA Anneliese RUBIE Jessica GULLI Lyndsay PEKIN Morgan MITCHELL	AUS	7	0.186	3:30.92		SB

INTERMEDIATE TIMES	Lap	TEAM	TIME
	Lap 1	UNITED STATES	51.50
	Lap 2	UNITED STATES	1:41.50
	Lap 3	UNITED STATES	2:33.40

ALL-TIME TOP LIST				SEASON TOP LIST			
RESULT	TEAM	VENUE	DATE	RESULT	TEAM	VENUE	DATE
3:15.17	USSR (URS)	Seoul (Olympic Stadium)	1 Oct 88	3:23.84	UNITED STATES (USA)	Nassau	24 May 14
3:15.51	UNITED STATES (USA)	Seoul (Olympic Stadium)	1 Oct 88	3:24.95	JAMAICA (JAM)	Nassau	24 May 14
3:15.92	GERMAN DEMOCRATIC REPUBLIC (GDR)	Erfurt	3 Jun 84	3:27.07	NIGERIA (NGR)	Nassau	24 May 14
3:18.38	RUSSIA (RUS)	Stuttgart (Gottlieb-Daimler Stadium)	22 Aug 93	3:27.30	GREAT BRITAIN & N.I. (GBR)	Nassau	24 May 14
3:18.71	JAMAICA (JAM)	Daegu	3 Sep 11	3:27.37	POLAND (POL)	Nassau	24 May 14
3:20.04	GREAT BRITAIN & N.I. (GBR)	Osaka (Nagai Stadium)	2 Sep 07	3:28.93	FRANCE (FRA)	Nassau	24 May 14
3:20.92	GERMANY (GER)	Athína	10 Aug 97	3:30.37	BRAZIL (BRA)	Nassau	24 May 14
3:21.04	NIGERIA (NGR)	Atlanta, GA	3 Aug 96	3:30.67	ITALY (ITA)	Nassau	24 May 14
3:21.21	CANADA (CAN)	Los Angeles, CA	11 Aug 84	3:30.91	TRINIDAD AND TOBAGO (TTO)	Nassau	24 May 14
3:21.85	BELARUS (BLR)	Beijing (National Stadium)	23 Aug 08	3:30.92	AUSTRALIA (AUS)	Nassau	24 May 14



RESULTS




4 x 800 Metres (8 laps) Women - Final

RECORDS	RESULT	TEAM	COUNTRY	VENUE	DATE
World Record WR	7:50.17	USSR	URS	Moskva	5 Aug 1984
Championship Record CR	8:01.58	United States	USA	Nassau	25 May 2014
World Leading WL	8:01.58	United States	USA	Nassau	25 May 2014
Area Record AR		National Record NR	National Record PB	Season Best SB	

25 May 2014 19:18 START TIME 29° C TEMPERATURE 73 % HUMIDITY

PLACE	TEAM	BIB	LANE	REACTION	RESULT	Fn	POINTS
1	UNITED STATES Chanelle PRICE Geena LARA Ajee WILSON Brenda MARTINEZ	USA	6		8:01.58	CR	8
2	KENYA Agatha Jeruto KIMASWAI Sylvia Chematui CHESEBE Janeth Jepkosgei BUSIENEI Eunice Jepkoech SUM	KEN	4		8:04.28	AR	7
3	RUSSIA Irina MARACHEVA Elena KOBEBEVA Tatyana MYAZINA Svetlana ROGOZINA	RUS	8		8:08.19	SB	6
4	AUSTRALIA Brittany MCGOWAN Zoe BUCKMAN Selma KAJAN Melissa DUNCAN	AUS	1		8:13.26	AR	5
5	JAMAICA Yanique MALCOLM Simoya CAMPBELL Chrisann GORDON Natoya GOULE	JAM	3		8:17.22	NR	4
6	FRANCE Justine FEDRONIC Clarisse MOH Lisa BLAMEBLE Renelle LAMOTE	FRA	8		8:17.54	NR	3
7	ROMANIA Adelina Elena TANASIE Claudia BOBOCEA Florina PIERDEVARA Mihaela NUNU	ROU	5		8:23.12	SB	2
8	MEXICO Gabriela MEDINA Cristina GUEVARA Mariel ESPINOSA Arantza HERNÁNDEZ	MEX	7		8:24.45	NR	1
	TRINIDAD AND TOBAGO Jessica JAMES Shawna FERMIN Alena BROOKS Romona MODESTE	TTO	2		DNF		



RESULTS
4 x 800 Metres (8 laps) Women - Final

INTERMEDIATE TIMES	Lap	Team	Time
	Lap 1	UNITED STATES	58.80
	Lap 2	UNITED STATES	2:01.00
	Lap 3	UNITED STATES	3:01.10
	Lap 4	UNITED STATES	4:03.80
	Lap 5	UNITED STATES	5:03.10
	Lap 6	UNITED STATES	6:02.90
	Lap 7	UNITED STATES	7:00.30

ALL-TIME TOP LIST				SEASON TOP LIST			
RESULT	TEAM	VENUE	DATE	RESULT	TEAM	VENUE	DATE
7:50.17	USSR (URS)	Moskva	5 Aug 84	8:01.58	UNITED STATES (USA)	Nassau	25 May 14
7:54.10	GERMAN DEMOCRATIC REPUBLIC (GDR) -Marx-Stadt		6 Aug 76	8:04.28	KENYA (KEN)	Nassau	25 May 14
7:57.08	RUSSIA (RUS)	Portsmouth, GBR	5 Jun 93	8:08.19	RUSSIA (RUS)	Nassau	25 May 14
7:57.21	ROMANIA (ROU)	Portsmouth, GBR	5 Jun 93	8:13.26	AUSTRALIA (AUS)	Nassau	25 May 14
8:01.58	UNITED STATES (USA)	Nassau	25 May 14	8:17.22	JAMAICA (JAM)	Nassau	25 May 14
8:03.85	BELARUS (BLR)	Portsmouth, GBR	5 Jun 93	8:17.54	FRANCE (FRA)	Nassau	25 May 14
8:04.28	KENYA (KEN)	Nassau	25 May 14	8:23.12	ROMANIA (ROU)	Nassau	25 May 14
8:05.24	BULGARIA (BUL)	Sofia	30 Aug 75	8:24.45	MEXICO (MEX)	Nassau	25 May 14
8:06.28	UKRAINE (UKR)	Portsmouth, GBR	5 Jun 93				
8:13.26	AUSTRALIA (AUS)	Nassau	25 May 14				


RACE ANALYSIS



4 x 800 Metres (8 laps) Women - Final

25 May 2014 19:18 START TIME 29° C TEMPERATURE 73 % HUMIDITY

PLACE	BIB	TEAM						RESULT
Lap 1	Lap 2	Lap 3	Lap 4	Lap 5	Lap 6	Lap 7		
1	USA	UNITED STATES						8:01.58 CR
58.8 (1)	2:01.0 (1) 1:02.2	3:01.1 (1) 1:00.1	4:03.8 (1) 1:02.7	5:03.1 (1) 59.3	6:02.9 (1) 59.8	7:00.3 (1) 57.4	1:01.2	
2	KEN	KENYA						8:04.28 AR
59.6 (2)	2:03.8 (6) 1:04.2	3:01.5 (2) 57.7	4:05.5 (6) 1:04.0	5:03.3 (2) 57.8	6:05.1 (2) 1:01.8	7:04.0 (2) 58.9	1:00.2	
3	RUS	RUSSIA						8:08.19 SB
1:00.3 (7)	2:02.6 (3) 1:02.3	3:02.4 (6) 59.8	4:05.4 (5) 1:03.0	5:08.2 (6) 1:02.8	6:13.9 (5) 1:05.7	7:14.2 (5) 1:00.3	53.9	
4	AUS	AUSTRALIA						8:13.26 AR
1:00.3 (6)	2:03.1 (4) 1:02.8	3:01.7 (3) 58.6	4:05.2 (3) 1:03.5	5:04.1 (3) 58.9	6:07.4 (3) 1:03.3	7:07.1 (3) 59.7	1:06.1	
5	JAM	JAMAICA						8:17.22 NR
59.9 (3)	2:04.8 (7) 1:04.9	3:06.2 (7) 1:01.4	4:11.8 (7) 1:05.6	5:12.9 (7) 1:01.1	6:17.3 (7) 1:04.4	7:15.9 (7) 58.6	1:01.3	
6	FRA	FRANCE						8:17.54 NR
1:00.2 (5)	2:02.6 (2) 1:02.4	3:02.3 (5) 59.7	4:05.4 (4) 1:03.1	5:08.2 (5) 1:02.8	6:13.9 (4) 1:05.7	7:14.2 (4) 1:00.3	1:03.3	
7	ROU	ROMANIA						8:23.12 SB
1:01.2 (9)	2:09.2 (8) 1:08.0	3:12.0 (8) 1:02.8	4:17.0 (8) 1:05.0	5:15.4 (8) 58.4	6:19.4 (8) 1:04.0	7:19.7 (8) 1:00.3	1:03.4	
8	MEX	MEXICO						8:24.45 NR
1:00.1 (4)	2:03.2 (5) 1:03.1	3:01.8 (4) 58.6	4:04.0 (2) 1:02.2	5:04.8 (4) 1:00.8	6:14.5 (6) 1:09.7	7:15.8 (6) 1:01.3	1:08.6	
	TTO	TRINIDAD AND TOBAGO						DNF
1:00.7 (8)	2:11.4 (9) 1:10.7	3:18.0 (9) 1:06.6						



RESULTS



4 x 1500 Metres (15 laps) Women - Final

RECORDS	RESULT	TEAM	COUNTRY	VENUE	DATE
World Record WR	16:33.58	Kenya	KEN	Nassau	24 May 2014
Championship Record CR	16:33.58	Kenya	KEN	Nassau	24 May 2014
World Leading WL	16:33.58	Kenya	KEN	Nassau	24 May 2014
Area Record AR		National Record NR	National Record PB	Season Best SB	

24 May 2014 19:51 START TIME 30° C TEMPERATURE 62 % HUMIDITY

PLACE	TEAM	BIB	LANE	REACTION	RESULT	Fn	POINTS
1	KENYA Mercy CHERONO Faith Chepngetich KIPYEGON Irene JELAGAT Hellen Onsando OBIRI	KEN	3		16:33.58	WR	8
2	UNITED STATES Heather KAMPF Katie MACKEY Kate GRACE Brenda MARTINEZ	USA	2		16:55.33	AR	7
3	AUSTRALIA Zoe BUCKMAN Bridey DELANEY Brittany MCGOWAN Melissa DUNCAN	AUS	1		17:08.65	AR	6
4	ROMANIA Claudia BOBOCEA Florina PIERDEVARA Anca Maria BUNEA Lenuta Ptronela SIMIUC	ROU	4		17:51.48	NR	5

INTERMEDIATE TIMES	Lap	TEAM	TIME
	Lap 1	UNITED STATES	1:08.20
	Lap 2	UNITED STATES	2:17.60
	Lap 3	KENYA	3:21.80
	Lap 4	KENYA	4:25.10
	Lap 5	KENYA	5:33.50
	Lap 6	KENYA	6:38.90
	Lap 7	KENYA	7:43.30
	Lap 8	KENYA	8:46.20
	Lap 9	KENYA	9:51.60
	Lap 10	KENYA	11:00.30
	Lap 11	KENYA	12:09.80
	Lap 12	KENYA	13:09.10
	Lap 13	KENYA	14:13.90
	Lap 14	KENYA	15:24.50

ALL-TIME TOP LIST				SEASON TOP LIST			
RESULT	TEAM	VENUE	DATE	RESULT	TEAM	VENUE	DATE
16:33.58	KENYA (KEN)	Nassau	24 May 14	16:33.58	KENYA (KEN)	Nassau	24 May 14
16:55.33	UNITED STATES (USA)	Nassau	24 May 14	16:55.33	UNITED STATES (USA)	Nassau	24 May 14
17:08.65	AUSTRALIA (AUS)	Nassau	24 May 14	17:08.65	AUSTRALIA (AUS)	Nassau	24 May 14
17:19.09	IRELAND (IRL)	London (BP)	25 Jun 00	17:51.48	ROMANIA (ROU)	Nassau	24 May 14
17:33.64	RUSSIA (RUS)	Sochi	17 Aug 08				
17:34.58	GREAT BRITAIN & N.I. (GBR)	Grangemouth	17 Aug 06				
17:43.79	ITALY (ITA)	Rieti	3 Jun 95				
17:51.48	ROMANIA (ROU)	Nassau	24 May 14				
18:10.75	CANADA (CAN)	Philadelphia, PA	27 Apr 01				



RACE ANALYSIS



4 x 1500 Metres (15 laps) Women - Final

24 May 2014 19:51 START TIME 30° C TEMPERATURE 62 % HUMIDITY

PLACE	BIB	TEAM													RESULT	
Lap 1	Lap 2	Lap 3	Lap 4	Lap 5	Lap 6	Lap 7	Lap 8	Lap 9	Lap 10	Lap 11	Lap 12	Lap 13	Lap 14			
1		KEN	KENYA												16:33.58	WR
1:08.70 (3)	2:17.90 (3) 1:09.20	3:21.80 (1) 1:03.90	4:25.10 (1) 1:03.30	5:33.50 (1) 1:08.40	6:38.90 (1) 1:05.40	7:43.30 (1) 1:04.40	8:46.20 (1) 1:02.90	9:51.60 (1) 1:05.40	11:00.30 (1) 1:08.70	12:09.80 (1) 1:09.50	13:09.10 (1) 59.30	14:13.90 (1) 1:04.80	15:24.50 (1) 1:10.60	1:09.08		
2		USA	UNITED STATES												16:55.33	AR
1:08.20 (1)	2:17.60 (1) 1:09.40	3:22.80 (3) 1:05.20	4:28.60 (3) 1:05.80	5:38.80 (3) 1:10.20	6:48.60 (3) 1:09.80	7:57.40 (3) 1:08.80	9:01.40 (3) 1:04.00	10:11.60 (2) 1:10.20	11:21.00 (2) 1:09.40	12:28.40 (2) 1:07.40	13:33.00 (2) 1:04.60	14:39.70 (2) 1:06.70	15:48.20 (2) 1:08.50	1:07.13		
3		AUS	AUSTRALIA												17:08.65	AR
1:08.40 (2)	2:17.70 (2) 1:09.30	3:21.90 (2) 1:04.20	4:25.10 (2) 1:03.20	5:33.70 (2) 1:08.60	6:39.80 (2) 1:06.10	7:48.90 (2) 1:09.10	8:58.50 (2) 1:09.60	10:11.90 (3) 1:13.40	11:25.00 (3) 1:13.10	12:35.90 (3) 1:10.90	13:41.10 (3) 1:05.20	14:50.90 (3) 1:09.80	16:00.50 (3) 1:09.60	1:08.15		
4		ROU	ROMANIA												17:51.48	NR
1:08.80 (4)	2:18.20 (4) 1:09.40	3:25.80 (4) 1:07.60	4:33.50 (4) 1:07.70	5:41.20 (4) 1:07.70	6:52.10 (4) 1:10.90	8:01.90 (4) 1:09.80	9:08.60 (4) 1:06.70	10:22.50 (4) 1:13.90	11:39.00 (4) 1:16.50	12:54.30 (4) 1:15.30	14:03.50 (4) 1:09.20	15:18.50 (4) 1:15.00	16:36.30 (4) 1:17.80	1:15.18		

