



# UNIVERSITY OF HOUSTON WOMEN'S BASKETBALL

HOUSTON ATHLETICS COMMUNICATIONS: 3100 Cullen Blvd., Suite 2008, Houston, TX 77204 • WBB SID: Kyle Seay (kseay@central.uh.edu) O: (713) 743-9391 | C: (832) 657-5138 | F: (713) 743-9411 • www.UHCougars.com

## SCHEDULE/RESULTS

### NOVEMBER

14	UT ARLINGTON	W, 88-48
20	at New Mexico State	W, 82-62
23	at Louisiana Tech	W, 70-66
27	at Oral Roberts	W, 93-89

### DECEMBER

2	at TCU	L, 57-69
5	TEXAS A&M-CC	W, 72-62
7	UTSA	W, 71-59
18	(RV/21) Nebraska#	W, 79-70
19	(-/RV) Louisville#	W, 92-80
20	Marist#	L, 70-78
28	#18 GEORGETOWN	L, 37-77
30	at Houston Baptist	W, 93-63

### JANUARY

4	at Lamar	L, 60-69
6	TULSA*	W, 78-48
9	at SMU*	W, 77-73
13	SOUTHERN MISS*	W, 78-59
16	at UTEP*	W, 70-62
20	at UAB*	W, 74-65
23	MEMPHIS*	W, 81-68
27	at UCF*	W, 71-68
30	SMU*	W, 72-67

### FEBRUARY

6	at (-/RV) Tulane*	W, 85-70
10	RICE*	W, 71-51
13	EAST CAROLINA*	W, 77-60
17	at Tulsa*	W, 72-56
20	UTEP*	W, 77-61
24	at Marshall*	W, 72-54
27	at Rice*	W, 74-70

### MARCH

5	TULANE*	W, 90-84 (OT)
10	vs. UTEP^	W, 68-64
11	vs. Tulane^	L, 60-70
20	vs. West Virginia%	L, 73-79

\* - Conference USA game

# - Duel in the Desert (Las Vegas, Nev.)

^ - Conference USA Championship (El Paso, Texas)

% - NCAA Tournament (Waco, Texas)

All times Central Standard.

Home games, in bold, played on Guy V. Lewis Court at Hofheinz Pavilion.



## QUICK NOTES

- ▶ Houston wrapped up its 36th season of play, improving to 604-468 (.563) overall all-time. Houston also jumped to 307-149 (.673) at Hofheinz Pavilion and 117-114 (.506) in Conference USA play.
- ▶ The Cougars made their fifth NCAA Tournament appearance (1988, 1992, 2004, 2005, 2011) this season and the first since 2005. No. 8 seed Houston fell to ninth-seeded West Virginia by a score of 79-73 to drop to 1-5 all-time in NCAA play.
- ▶ Houston captured the C-USA regular season title with a victory over UTEP on Feb. 20, marking only the second regular season crown in any league in program history.
- ▶ The Cougars topped Tulane in an overtime thriller on March 5 to become only the second team in C-USA history to go a perfect 16-0 in league play.
- ▶ The Cougars posted the second-most wins in school history with a 26-6 record overall, trailing the 2003-04 squad's 28-4 mark.
- ▶ Houston returned to both the Associated Press Top 25 Poll and the ESPN/USA Today Division I Coaches' Poll for the first time this season since Dec. 28, 2004.
- ▶ Courtney Taylor was named the C-USA Player of the Year for the second-straight season, while also earning Defensive Player of the Year honors. Todd Buchanan was named the C-USA Coach of the Year, while Taylor, Brittney Scott and Porsche Landry also landed on the All-C-USA First Team.
- ▶ Courtney Taylor set the all-time Houston rebounding record (1,012) at UAB on Jan. 20. Taylor posted 20 double-doubles this season to push her career total to a school-record 60, which also ties for second in C-USA history. Taylor currently places fourth nationally in double-doubles and sixth in rebounds per game (11.4). Taylor's 1,165 career rebounds also rank second in C-USA history.
- ▶ Brittney Scott surpassed Houston great Chandi Jones as the all-time 3-point shooter at UAB on Jan. 20. Scott ended her career with 93-consecutive starts, which dated back to the beginning of the 2008-09 season.
- ▶ Porsche Landry surpassed both the 1,000-point and 300-assist milestone this season, becoming only the fourth player in Houston history to reach both achievements.



## HOUSTON COUGARS

Record: 26-6, 16-0  
 Ranking (AP/Coaches): RV/24  
 Coach: Todd Buchanan  
 Alma Mater: Murray State '95  
 Career Record/Yrs: 125-110/8  
 School Record/Yrs: 26-6/First  
 '09-10 Record: 17-15 (10-6 C-USA)  
 Last Game: March 20, 2011  
 L, West Virginia 79, Houston 73  
 SID: Kyle Seay  
 Web: www.UHCougars.com

### STATISTICAL LEADERS

Points	Brittney Scott	15.8 ppg
Rebounds	Courtney Taylor	11.1 rpg
Assists	Porsche Landry	4.0 apg
Steals	Leslee Mason	2.1 spg

## HOUSTON AT-A-GLANCE

### PROBABLE STARTERS

No.	Name	Position	Ht.	Class-Exp.	Points	Rebounds	Assists	Steals	Minutes
5	Brittany Mason	F	6-0	Sr.-3L	5.6	4.9	1.6	1.7	29.5
11	Brittney Scott	G	5-6	Sr.-3L	15.6	3.4	2.4	1.2	33.2
20	Porsche Landry	G	5-5	Jr.-2L	15.0	3.4	4.0	1.9	29.7
24	Courtney Taylor	F	6-0	Sr.-3L	15.7	11.4	1.6	2.1	31.9
33	Leslee Mason	F	6-0	Sr.-1L	11.0	9.1	1.5	2.2	29.9

### OFF THE BENCH

No.	Name	Position	Ht.	Class-Exp.	Points	Rebounds	Assists	Steals	Minutes
1	Zalika Dyson	C	6-2	Fr.-RS	1.1	1.9	0.2	0.2	7.4
4	Michelle White	G	5-8	Jr.-TR	0.3	0.4	0.1	0.0	2.3
10	Breana Williams	G	5-8	Fr.-HS	0.8	0.7	0.3	0.3	4.4
12	Megan Workman	G/F	6-0	So.-1L	0.7	0.7	0.0	0.2	3.7
22	Roxana Button	G	5-9	Jr.-2L	5.4	1.7	0.6	0.5	15.9
25	Mae Woods	C	6-4	Fr.-HS	1.3	1.0	0.1	0.1	5.9
34	Jasmine Johnson	G	5-6	Sr.-3L	5.1	2.6	0.9	0.6	17.8

Head Coach: Todd Buchanan (Murray State, 1995), First Season

Associate Head Coach: Wade Scott (Eastern New Mexico, 1993), Fifth Season

Assistant Coach/Recruiting Coordinator: Tari Cummings (Oklahoma State, 2003), Second Season

Assistant Coach: Ravon Justice (USAO, 2004), First Season

## ROSTER/TEAM INFORMATION

### NUMERICAL ROSTER

NO.	NAME	POS	HT	CL-EXP	HOMETOWN/PREVIOUS SCHOOL
1	Zalika Dyson	C	6-2	Fr.-RS	Albuquerque, N.M./Cibola HS
4	Michelle White	G	5-8	Jr.-TR	New Haven, Conn./Hillhouse HS/Trinity Valley CC
5	Brittany Mason	F	6-0	Sr.-3L	LaPorte, Texas/LaPorte HS
10	Breana Williams	G	5-8	Fr.-HS	Memphis, Tenn./Lausanne Collegiate School
11	Brittney Scott	G	5-6	Sr.-3L	Orange, Texas/West Orange Stark HS
12	Megan Workman	G/F	6-0	So.-1L	Bowie, Texas/Bowie HS
14	Lauren Flores	G	5-7	So.-TR	Houston, Texas/North Shore HS (Texas)
20	Porsche Landry	G	5-5	Jr.-2L	Houston, Texas/Madison HS
22	Roxana Button	G	5-9	Jr.-2L	Coppell, Texas/Coppell HS
24	Courtney Taylor	F	6-0	Sr.-3L	Crockett, Texas/Crockett HS
25	Mae Woods	C	6-4	Fr.-HS	Maple Ridge, British Columbia/Maple Ridge Secondary School
33	Lesslee Mason	F	6-0	Sr.-1L	Cincinnati, Ohio/Princeton HS (Ohio State)
34	Jasmine Johnson	G	5-6	Sr.-3L	Omaha, Neb./Omaha Central HS

### ALPHABETICAL ROSTER

NO.	NAME	POS	HT	CL-EXP	HOMETOWN/PREVIOUS SCHOOL
22	Roxana Button	G	5-9	Jr.-2L	Coppell, Texas/Coppell HS
1	Zalika Dyson	C	6-2	Fr.-RS	Albuquerque, N.M./Cibola HS
14	Lauren Flores	G	5-7	So.-TR	Houston, Texas/North Shore HS (Texas)
34	Jasmine Johnson	G	5-6	Sr.-3L	Omaha, Neb./Omaha Central HS
20	Porsche Landry	G	5-5	Jr.-2L	Houston, Texas/Madison HS
5	Brittany Mason	F	6-0	Sr.-3L	LaPorte, Texas/LaPorte HS
33	Lesslee Mason	F	6-0	Sr.-1L	Cincinnati, Ohio/Princeton HS (Ohio State)
3	Macy Morton	G	5-7	So.-SQ	Winnsboro, Texas/Winnsboro HS
2	Megan Morton	G	5-10	Sr.-3L	Winnsboro, Texas/Winnsboro HS
11	Brittney Scott	G	5-6	Sr.-3L	Orange, Texas/West Orange Stark HS
24	Courtney Taylor	F	6-0	Sr.-3L	Crockett, Texas/Crockett HS
4	Michelle White	G	5-8	Jr.-TR	New Haven, Conn./Hillhouse HS/Trinity Valley CC
10	Breana Williams	G	5-8	Fr.-HS	Memphis, Tenn./Lausanne Collegiate School
25	Mae Woods	C	6-4	Fr.-HS	Maple Ridge, British Columbia/Maple Ridge Secondary School
12	Megan Workman	G/F	6-0	So.-1L	Bowie, Texas/Bowie HS

### COACHING STAFF

**Head Coach:** Todd Buchanan (Murray State '95; Eighth Season)

**Associate Head Coach:** Wade Scott (Eastern New Mexico '93; Fifth Season)

**Assistant Coach/Recruiting Coordinator:** Tari Cummings (Oklahoma State '03; Second Season)

**Assistant Coach:** Ravon Justice (USAO '04; First Season)

### SUPPORT STAFF

**Director of Operations:** Rusty Laverentz (Missouri Western '96)

**Coordinator for Operations:** Tiffanie Gupton (Houston '08)

**Athletic Trainer:** Lauren LeBlanc

**Sports Performance Coach:** Kelly Spriggs

### PRONUNCIATION

Zalika Dyson	ZA-LEAK-A
Porsche Landry	PORSH
Breana Williams	BREE-AHNA
Tari Cummings	TAR-EE

### ROSTER BREAKDOWN

#### By Height:

Mae Woods	6-4
Zalika Dyson	6-2
Brittany Mason	6-0
Lesslee Mason	6-0
Courtney Taylor	6-0
Megan Workman	5-10
Roxana Button	5-9
Michelle White	5-8
Breana Williams	5-8
Lauren Flores	5-7
Jasmine Johnson	5-6
Brittney Scott	5-6
Porsche Landry	5-5

#### Returns:

Brittney Scott	17.3 ppg/4.1 rpg
Courtney Taylor	15.1 ppg/10.0 rpg
Porsche Landry	9.9 ppg/4.1 rpg
Lesslee Mason	8.2 ppg/9.0 rpg
Roxana Button	7.5 ppg/2.2 rpg
Jasmine Johnson	4.5 ppg/2.3 rpg
Brittany Mason	4.5 ppg/3.8 rpg
Zalika Dyson	1.6 ppg/1.6 rpg
Megan Workman	1.4 ppg/1.0 rpg

#### Newcomers:

Lauren Flores	So., G, 5-7
Michelle White	Jr., G, 5-8
Breana Williams	Fr., G, 5-8
Mae Woods	Fr., C, 6-4

#### By Position:

Guard	7
Guard/Forward	2
Forward	2
Center	2

#### By Class:

Freshmen	3
Sophomores	2
Juniors	3
Seniors	5

#### By State/Country:

Texas	7
British Columbia	1
Connecticut	1
Nebraska	1
New Mexico	1
Ohio	1
Tennessee	1

## 2010-11 ALL-CONFERENCE USA AWARDS

**All-C-USA First Team**

**Courtney Taylor, Sr., F, Houston**  
**Brittney Scott, Sr., G., Houston**  
**Porsche Landry, Jr., PG, Houston**

Brittany Carter, Jr., G, Memphis  
 Jessica Kuster, Fr., F, Rice

**All-C-USA Second Team**

Tynikki Crook, Sr., F, Marshall  
 Danielle Nunn, Sr., G, Tulane  
 D'Nay Daniels, Sr., G, UCF  
 Chelsie Wiley, Sr., G, UCF  
 Gloria Brown, Jr.-TF, F, UTEP

**All-C-USA Third Team**

Kim Gay, Sr., F, East Carolina  
 Morgan Mayse, Sr., F, Rice  
 Tanesha Washington, Sr., G, Southern Miss  
 Rachel Vigers, Jr., F, Southern Miss  
 Tiffany Aidoo, Sr., G/F, Tulane

**All-Freshman Team**

Jessica Kuster, F, Rice  
 Akil Simpson, F, SMU  
 Jamierra Faulkner, PG, Southern Miss  
 Karisma Chapman, F, UAB  
 Kelli Willingham, G, UTEP

**All-Defensive Team**

**\*Courtney Taylor, Sr., F, Houston**  
 Ramses Lonlack, Jr., G, Memphis  
 Jessica Kuster, Fr., F, Rice  
 Roshaunda Barnes, Sr., G, Tulane  
 Aisha Patrick, Jr., G, UCF

**Player of the Year**

**\*Courtney Taylor, Sr., F, Houston**

**Freshman of the Year**

Jessica Kuster, F, Rice

**Defensive Player of the Year**

**Courtney Taylor, Sr., F, Houston**

**Sixth Player of the Year**

Gloria Brown, Jr.-TF, F, UTEP

**Newcomer of the Year**

Gloria Brown, Jr.-TF, F, UTEP

**Coach of the Year**

**Todd Buchanan, Houston**

\*Denotes repeat winner

**TAYLOR REPEATS AS C-USA PLAYER OF THE YEAR**

Senior forward Courtney Taylor was named the Conference USA Player of the Year for the second-consecutive season on March 7. Taylor was also named the C-USA Defensive Player of the Year, becoming only the second Cougar in program history to earn the accolades (Nicole Oliver - 2002).

Taylor becomes the fourth player in C-USA history and only the second at Houston to earn multiple C-USA Player of the Year awards.

The Crockett, Texas, native garnered first-team accolades for the third-consecutive season, as well as being named to the All-Defensive Team for the third time in her storied career on Sunday. Taylor put together another outstanding campaign with 15.9 points and 11.5 rebounds per game. Taylor led the league in rebounds and defensive rebounds (8.5 rpg), while ranking third in scoring, fifth in field goal percentage (50.5) and offensive rebounds (3.0 rpg), seventh in blocked shots (1.5 bpg) and steals (2.2 spg) and eighth in free-throw percentage (75.2).

**BUCHANAN TABBED C-USA COACH OF THE YEAR**

Todd Buchanan was named the Conference USA Coach of the Year on March 7, becoming only the second coach in Houston history to earn the honor (Joe Curl - 2004), as well as the second first-year head coach to achieve the feat in the league's 16 years of existence.

Buchanan has led the Cougars to a magical season, becoming only the second team in C-USA history to a perfect 16-0 through the regular season. Houston went 26-6 overall, marking the second-most victories in program history.

The Cougars, who won a school-record 17-consecutive games, clinched the C-USA regular season title against UTEP on Feb. 20, marking only the second regular season crown in any league in program history. Houston also broke into the national rankings this season for the first time since Dec. 28, 2004.

**THREE COUGARS LAND ON ALL-USA FIRST TEAM**

The University of Houston women's basketball team placed three players on the All-Conference USA First Team, as Porsche Landry, Brittney Scott and Courtney Taylor all earned the honor.

This season's selections mark the 11th-consecutive year that a Cougar has earned First Team All-C-USA honors.

Only one other team in C-USA history has placed three-student athletes on the First Team, as three Cincinnati players achieved the feat during the 2002-03 season.

Taylor garnered first-team accolades for the third-consecutive season, as well as being named to the All-Defensive Team for the third time in her storied career. The Crockett, Texas, native put together another outstanding campaign with 15.9 points and 11.5 rebounds per game. Taylor led the league in rebounds and defensive rebounds (8.5 rpg), while ranking third in scoring, fifth in field goal percentage (50.5) and offensive rebounds (3.0 rpg), seventh in blocked shots (1.5 bpg) and steals (2.2 spg) and eighth in free-throw percentage (75.2).

Scott earned first-team honors for the first time in her career and all-conference accolades for the second-consecutive season after leading the league in scoring with 16.3 points per game. Scott was one of the most consistent players this season, scoring in double figures in 25 contests, including 13-straight games to end the regular season.

Landry earned her first all-conference honor after a breakout season that saw her rank fourth in the league with 14.9 points per game. Landry has flourished in first-year head coach Todd Buchanan's up-tempo style of play, averaging 5.1 more points per game than her

career average. Landry also ranked sixth in C-USA in free-throw percentage (76.7), eighth in assists (3.9 apg) and 12th in steals (1.9 spg).

**SWEET 16**

The Cougars accomplished a rare feat on March 5 in their overtime win over Tulane, becoming only the second team in Conference USA history to go a perfect 16-0 through league play.

Houston, which has won 19-consecutive regular season contests dating back to last season, is only the sixth team in both men's and women's basketball to go undefeated in Conference USA regular-season play.

The Cougars are the second Houston team to go undefeated in league play, as the men's basketball team went 16-0 in Southwest Conference play during the 1982-83 season en route to the NCAA Championship game.

**RECAPPING THE C-USA CHAMPIONSHIP**

The Cougars were able to hang on for a 68-64 victory over host-UTEP in the quarterfinals of the Conference USA Championship before suffering a 70-60 setback to Tulane in the semifinals, which snapped a school-record 17-game winning streak.

Houston triumphed over the Miners in a see-saw battle that saw 18 ties and 24 lead changes with neither team holding a lead of more than four points. Courtney Taylor knocked down both free-throws with 29.7 seconds remaining to put Houston ahead by two, and after Zalika Dyson altered Erica Warren's game-tying attempt with 9.0 seconds left to play, Jasmine Johnson drained two more free-throws to ice the contest.

The following day, Houston held a 59-58 lead with 4:20 remaining, but couldn't buy another bucket for the remainder of the contest as Tulane outscored the Cougars 12-1 down the stretch to seal the upset.

Porsche Landry led Houston with 20 points en route to becoming the school's 21st member of the 1,000-point club. Lesslee Mason recorded her second-consecutive double-double performance with 16 points and 10 rebounds for tournament averages of 17.5 points and 12.0 boards per contest.

**MEDIA POLICIES AND SERVICES**

**HOUSTON ATHLETICS COMMUNICATIONS**

Office Phone (713) 743-9404  
 Office Fax (713) 743-9411  
 Press Row Phone (713) 743-9414  
 Ticket Office 713-GO-COOGS  
 Web site www.UHCougars.com  
 Mailing Address Athletics/Alumni Center, Suite 2008  
 3100 Cullen Blvd.  
 Houston, TX 77204

Kyle Seay, Assistant Director/WBB Contact  
 Office Phone (713) 743-9391  
 Mobile Phone (832) 657-5138  
 E-mail kseay@central.uh.edu

**ATHLETICS COMMUNICATIONS OFFICE**

- ▶ The University of Houston Athletics Communications Office is located in the Ted Nance Suite (#2008) on the second floor of the Athletics/Alumni Center.
- ▶ The Athletics/Alumni Center is located at 3100 Cullen Boulevard between Cougar Field and Hofheinz Pavilion.

**CREDENTIALS**

- ▶ Credential requests should be made at least 24 hours prior to tip-off. Requests should be submitted on company letterhead. Credentials will only be mailed if specifically requested. Those not mailed, picked-up in person or delivered by an SID, will be left at the Hofheinz Pavilion will call window. The arena press entrance is located at the northwest corner of the facility.

**PRACTICES**

- ▶ All workouts are held at Hofheinz Pavilion. Media wishing to attend practice should contact the Houston Athletics Communications office, to check that day's schedule and player and coach availability.
- ▶ All game day and road practices are closed.

**INTERVIEWS**

- ▶ All interviews with UH coaches, student-athletes and administrators MUST be coordinated through the Houston Athletics Communications.
- ▶ Arrangements to speak with a member of the women's basketball program should be made with Seay (713.743.9391/kseay@central.uh.edu) at least one day prior to the desired interview date. Players and coaches are generally available following practice.
- ▶ The locker rooms, training room and weight room inside the UH Athletics/Alumni Center are off-limits to reporters.
- ▶ On game days, no UH players will be available until the postgame media session.
- ▶ Postgame interviews after home games will be conducted in the interview room which is located in the media room on the concourse level of Hofheinz Pavilions. For post game interviews following road games contact Seay.

**ACCESS TO COUGARS INFORMATION**

- ▶ **UHCougars.com** – The official web site of University of Houston athletics includes rosters, schedules, statistics, player profiles, press releases, game notes and more. The site is updated daily and also includes links to listen to UH athletics events live over the Internet.
- ▶ **E-Mail List** – Press releases, notes and statistics are e-mailed to a large contingent of media. To be added to the list please contact Kyle Seay (713.743.9391/kseay@central.uh.edu). Notes packets will be available at least 24 hours prior to each game, and in many instances much earlier.

**CONFERENCEUSA.COM**

- ▶ The league's official web site contains information on all 12 schools, including updated conference statistics, schedules and standings.

**NCAA TOURNAMENT HISTORY**

The Cougars will make their fifth NCAA Tournament appearance when they meet ninth-seeded West Virginia on Sunday.

Houston made its first appearance in the NCAA Tournament in 1988, falling to Ole Miss in Oxford by a score of 74-68.

The Cougars returned to the Big Dance four years later in 1992, dropping an 80-69 decision to host-UC-Santa Barbara.

Houston earned a No. 3 seed in 2004, and opened with a 62-47 rout of Wisconsin-Green Bay before falling to UC-Santa Barbara (56-52) on its home court in the second round.

The Cougars made their only back-to-back trip in 2005, as No. 10 Houston fell to No. 7 Boston College (65-43) in Chapel Hill, N.C.

**SCOTT NABS FIRST-CAREER C-USA POW ACCOLADE**

Senior guard Brittney Scott was named the Conference USA Player of the Week, the league office announced on March 8. The honor was the first of Scott's career and the ninth overall for the Cougars this season.

Scott poured in 28 points to go with five assists against no turnovers to help lead Houston to a thrilling overtime victory over Tulane on March 5.

Scott was 10-of-21 from the field, including a 4-of-9 effort from 3-point range, and a flawless 4-of-4 from the free-throw line in a season-high 42 minutes of play.

The Orange, Texas, native came up huge down the stretch, finding Courtney Taylor for the fastbreak layup to put the Cougars ahead by one with 3:56 remaining in regulation. With the contest tied, Scott drove in and drained a runner off the glass to put Houston up by a bucket with 41 seconds remaining.

In overtime, Scott buried her fourth trey of the game, which was the lone Houston field goal in the extra period, to put Houston up by four with 3:05 left to play. Scott then knocked down all four of her free-throws in the final 1:01 of overtime to ice the contest.

**TAYLOR COLLECTS FIFTH C-USA WEEKLY HONOR**

Senior forward Courtney Taylor was named the Conference USA Player of the Week for the fifth time this season on Feb. 28.

Taylor averaged 18.0 points, 9.0 rebounds, 3.5 blocks and 2.5 steals to lead the Cougars to road wins over Marshall and Rice. Taylor shot 61 percent (14-of-23) from the field, while going a perfect 3-of-3 from 3-point range and 5-of-6 from the free-throw line.

Taylor came up huge in Sunday's victory over Rice, posting 17 points and seven rebounds in the final 20 minutes en route to a season-high 24 points. Taylor also swatted five shots to go with three steals.

The Crockett, Texas, native also earned the honors this season on Nov. 15, Dec. 13, Jan. 17 and Feb. 7 for her performances against Tulane, Southern Miss, UTEP, UTSA and UT-Arlington.

Taylor's 10-career C-USA weekly honors ranks second all-time at Houston behind Chandi Jones' 11 awards compiled from 2000-04.

**MASON EARNS FIRST-CAREER LEAGUE HONOR**

Senior forward Lesslee Mason earned her first-career C-USA Player of the Week honor on Jan. 31 after posting 13.0 points, 10.5 rebounds and 4.0 blocks in Houston wins over UCF and SMU.

Against the Knights, Mason tallied 14 points and a season-high 14 rebounds, while swatting three shots. Mason knocked down both free-throws with 44.0 seconds remaining to cut the UCF lead to one, while grabbing a rebound on the defensive glass with less than 10 seconds remaining as the Cougars pushed the lead to three.

Mason tallied 12 points and seven rebounds while posting some late-game heroics as Houston pulled off a miracle comeback against SMU. Mason was 5-of-13 from the field and tied a career high with five blocks to go with three assists and three steals.

With Brittney Scott hitting back-to-back 3-pointers to tie the game at 67 with 15 seconds remaining, Mason stole the inbounds pass and dished to a driving Brittany Mason who was fouled and converted both free-throw attempts to give the Cougars the go-ahead points.

**LANDRY EARNS SECOND C-USA WEEKLY NOD**

Junior guard Porsche Landry was tabbed the Conference USA Player of the Week on Dec. 20 after leading the Cougars to wins over No. 21 Nebraska and Louisville at the Duel in the Desert Tournament.

Landry earned her second weekly honor this season after posting 21.0 points, 5.0 assists and 4.0 rebounds in the two contests.

Landry was also honored on Nov. 29 for her efforts in two road wins at Louisiana Tech and Oral Roberts. Landry tallied a team-high 20 points at Louisiana Tech, highlighted by a 3-of-4 effort from 3-point range.

The Houston native followed up with a career-high 31 points to go with five assists in a 93-89 victory over Oral Roberts on Nov. 27.

**RPI NUMBERS**

The Cougars fell two spots to No. 26 in the latest RPI rankings released by the NCAA. Houston has played 11 games against teams ranked in the top 100 this season, with wins over No. 27 Louisiana Tech, No. 36 Louisville, No. 59 UCF, No. 72 Tulane and No. 100 Nebraska. All five losses have come to teams inside the top 100 (No. 18 Georgetown, No. 50 Marist, No. 66 TCU, No. 72 Tulane and No. 84 Lamar).

**2010-11 SEASON BESTS**

PLAYER	POINTS	REBOUNDS	ASSISTS	BLOCKS	STEALS
1 - Zaliqa Dyson	8, Rice	9, Rice	1, 6x, at Tulsa	2, 4x, at UAB	1, 5x, East Carolina
4 - Michelle White	1, 2x, vs. Southern Miss	1, 2x, East Carolina	1, vs. Tulsa	-	-
5 - Brittany Mason	14, vs. SMU	12, vs. Tulane	7, at NMSU	2, 2x, Memphis	5, at Louisiana Tech
10 - Breana Williams	5, vs. Georgetown	5, vs. Georgetown	2, vs. Georgetown	-	2, vs. Georgetown
11 - Brittney Scott	29, vs. TAMU-CC	9, 2x, vs. SMU	6, at Oral Roberts	1, vs. UTEP	3, 4x, at UCF
12 - Megan Workman	3, 2x, vs. Tulsa	2, 2x, vs. Marist	-	-	1, 2x, Southern Miss
20 - Porsche Landry	31, at Oral Roberts	7, 3x, East Carolina	7, vs. TAMU-CC	2, vs. UTEP	5, vs. SMU
22 - Roxana Button	17, at NMSU	5, 2x, at Tulsa	2, 4x, at UTEP	1, at SMU	2, 3x, at SMU
24 - Courtney Taylor	24, 2x, at Rice	18, at Tulane	4, at Tulsa	5, at Rice	5, vs. UTSA
25 - Mae Woods	6, 2x, at Lamar	8, at HBU	1, 3x, East Carolina	2, East Carolina	1, 2x, East Carolina
33 - Lesslee Mason	20, Southern Miss	15, vs. UTEP	5, at Louisiana Tech	5, 2x, vs. SMU	6, vs. Tulsa
34 - Jasmine Johnson	15, vs. Louisville	5, vs. Tulane	5, vs. Tulane	2, vs. Tulane	4, at Lamar

**SCOUTING THE COUGARS...**

Category	UH	OPP.
Scoring	2384	2121
PPG	74.5	66.3
Scoring Margin	+8.2	-
Field Goals-Attempt	811-2033	771-2065
Field Goal Pct.	39.9	37.3
3PT FGs-Attempts	170-496	158-530
3PT FG Pct.	34.3	29.8
3PT FG MPG	5.3	4.9
Free Throw Pct.	69.4	65.3
Rebounds/RPG	1404/43.9	1373/42.9
Rebound Margin	+1.0	-
Assists/APG	405/12.7	364/11.4
Turnovers/TPG	529/16.5	609/19.0
TO Margin	+2.5	-
Assist/TO ratio	0.8	0.6
Steals/SPG	323/10.1	272/8.5
Blocks/BPG	153/4.8	135/4.2

**UH WOMEN'S HOOPS BEGINS NEW ERA**

The Houston women's basketball program ushers in a new era this season with the hiring of first-year head coach Todd Buchanan. The former Houston Baptist head coach is no stranger to the program however, having served as the top assistant at UH from 2000-05.

During his time with the Scarlet and White, the Cougars enjoyed the winningest five-year period in school history (109-47, .699) and made four trips to the postseason, including two NCAA Tournament appearances and a berth in the 2002 WNIT finals. Houston recorded the top-two win totals in school history (28 - 2003-04, 26 - 2001-02) and had two players drafted in the top-10 of the WNBA Draft.

Buchanan compiled an 80-68 record in five seasons at Houston Baptist, including a 55-11 record during his first two seasons before making the transition to Division I.

**TAYLOR SHATTERS ALL-TIME REBOUNDS RECORD**

Senior forward Courtney Taylor pulled down 14 rebounds against UAB on Jan. 20 to surpass Vickey Finch (1979-83) as Houston's all-time rebounds leader with her 1,012th-career board.

Taylor grabbed seven first-half rebounds in Houston's previous contest at UTEP to reach the 1,000-rebound mark, becoming only the second player in Houston history and sixth player all-time in Conference USA with 1,000 points and 1,000 rebounds.

**SCOTT PASSES HOUSTON GREAT AS ALL-TIME 3-POINT LEADER**

Courtney Taylor wasn't the only Cougar who set a new school record against UAB on Jan. 20, as fellow senior Brittney Scott drained 3-pointers on her first two attempts to set an all-time Houston mark. Scott passed Houston's all-time points leader Chandi Jones with her 189th-career trey.

**TAYLOR PICKED TO REPEAT AS C-USA PLAYER OF THE YEAR**

Senior Courtney Taylor was tabbed to repeat as Conference USA Player of the Year after earning the accolades last season for only the fifth time in program history. Taylor averaged 15.1 points and 10.0 rebounds per game a year ago and set the all-time UH record in career double-doubles.

Taylor was named to the all-conference first-team for the second straight season and marked the 10th consecutive year that a Cougar earned first-team accolades.

Fellow senior Brittney Scott also earned a spot on the C-USA pre-season team after earning second-team honors a year ago. Scott led the Cougars during the 2009-10 season in points (17.3 ppg), made free-throws (122), free-throw percentage (.813), made 3-pointers (84) and minutes (32.6 mpg).

**C-USA PRESEASON TEAM**

- Courtney Taylor\*, Houston, Sr., F
- Brittney Scott, Houston, Sr., G
- Tynikki Crook, Marshall, Sr., F/C
- Brittany Carter, Memphis, Jr., G
- Danielle Nunn, Tulane, Sr., G/F
- Jala Harris, UAB, So., G

\*Conference USA Player of the Year

**TAYLOR MISSES THREE GAMES DUE TO INJURY**

Senior forward Courtney Taylor missed three contests due to a knee injury before returning on Jan. 6 against Tulsa. Taylor was averaging a double-double with 15.8 points and 11.7 rebounds prior to the injury she sustained before the Georgetown contest.

The Cougars dropped two of the three games without the services of Taylor, averaging just 63.3 points against Georgetown, Houston Baptist and Lamar.

**CLIMBING THE CHARTS**

Seniors Courtney Taylor and Brittney Scott continue their assault on the Houston career charts this season. Taylor currently ranks first in rebounds (1,161) and defensive rebounds (822), second in offensive rebounds (342), third in career starts (111), made free-throws (376), free-throw attempts (556), blocked shots (142) and minutes played (3,509), fifth in made field goals (627), career points (1,667), steals (212) and field goal attempts (1,291).

Scott ranks first in made 3-pointers (222) and 3-point attempts (632), second in free-throw percentage (79.7), third in 3-point percentage (35.1), fifth in made free-throws (310), seventh in points (1,498) and ninth in made field goals (482).

**GREAT SCOTT!**

Senior guard Brittney Scott has been cool under pressure this season for the Cougars, coming up with big shots in several situations.

Scott drained her fourth trey of the contest in overtime against Tulane, while converting all four free-throw attempts over the last 1:01 in Houston's thrilling win over the Green Wave.

In the previous contest at Rice, Scott was 6-of-6 from the free-throw line over the final 4:24 to cap Houston's comeback over the Owls.

In Houston's miraculous comeback against SMU, Scott drilled back-to-back 3-pointers with under 30 seconds remaining to tie the contest. In the previous game at UCF, Scott converted both free-throws with 9.0 seconds left to play to push the Houston lead to three.

With UH leading Memphis by two, Scott sparked a defining 17-4 run with three 3-pointers en route to a 15-point second half. In the Cougar's road win over UTEP, Scott scored all 15 points in the second half, and rattled off 10 points in three minutes to push the once slim-UH lead to 15.

The Orange, Texas, native also came up huge in Houston's early road victories over Louisiana Tech and Oral Roberts. Scott drained both free-throws with 1.6 seconds remaining against the Lady Techsters to ice the contest, while scoring seven-straight points in the final two minutes to help Houston hold off a furious ORU rally.

**AROUND CONFERENCE USA**

	Conference		Overall	
	W	L	W	L
<b>+(RV/24) Houston</b>	<b>16</b>	<b>0</b>	<b>26</b>	<b>6</b>
^UCF	12	4	22	11
Rice	10	6	18	14
Tulane	9	7	23	11
East Carolina	9	7	16	15
Memphis	8	8	21	13
UTEP	7	9	16	14
UAB	7	9	16	15
SMU	7	9	14	16
Southern Miss	5	11	10	20
Marshall	5	11	9	21
Tulsa	1	15	5	20

*Through March 24, 2011*

*+C-USA Regular Season champion*

*^C-USA Tournament champion*

**RECENT RESULTS**

*Sat., March 12*  
UCF 85, Tulane 73

*Fri, March 11*  
**Tulane 70, Houston 60**  
UCF 81, Memphis 63

*Thurs., March 10*  
**Houston 68, UTEP 64**  
UCF 51, UAB 47  
Memphis 63, Rice 52  
Tulane 83, East Carolina 72

*Wed., March 9*  
UAB 56, Marshall 45  
Memphis 71, Southern Miss 63  
East Carolina 71, Tulsa 62  
UTEP 75, SMU 57

*Sat., March 5*  
**Houston 90, Tulane 84 (OT)**

*Thur., March 3*  
Marshall 70, Southern Miss 57  
UCF 70, Memphis 52  
Rice 73, SMU 63  
UTEP 65, Tulsa 62 OT  
East Carolina 56, UAB 55

*Sun., February 27*  
**Houston 74, Rice 70**  
East Carolina 48, Marshall 44  
UAB 59, Memphis 45  
UCF 72, Southern Miss 65  
Tulane 73, Tulsa 62  
SMU 70, UTEP 64

*Thur., February 24*  
**Houston 72, Marshall 54**  
East Carolina 65, Tulsa 55  
Memphis 73, SMU 63  
Tulane 82, Rice 77  
UCF 53, UAB 50  
UTEP 77, Southern Miss 49

**NATIONAL POLLS (TEAMS IN BOLD ARE UH OPPONENTS)**

**Associated Press Top-25**

• March 7, 2011

Rk.	Team	Record	Pts.
1.	Connecticut (37)	30-1	973
2.	Stanford (2)	27-2	929
3.	Baylor	28-2	887
4.	Tennessee	31-2	875
5.	Xavier	27-2	809
6.	Duke	29-3	774
7.	UCLA	26-3	716
8.	Texas A&M	25-4	715
9.	DePaul	27-5	651
10.	Notre Dame	25-6	644
11.	Miami (Fl.)	27-4	552
12.	Michigan State	26-5	503
13.	Green Bay	29-1	465
14.	North Carolina	25-8	449
15.	Florida State	23-7	412
16.	Maryland	23-7	390
17.	Kentucky	24-8	335
18.	Ohio State	22-9	262
19.	<b>Marist</b>	<b>30-2</b>	<b>250</b>
20.	Gonzaga	27-4	197
21.	Oklahoma	20-10	154
22.	<b>Houston</b>	<b>25-4</b>	<b>128</b>
23.	<b>Georgetown</b>	<b>22-10</b>	<b>114</b>
24.	Georgia Tech	23-10	102
25.	Marquette	23-8	78

**OTHERS RECEIVING VOTES**

Iowa 53, **Louisiana Tech 41**, Penn State 40, Iowa State 40, **West Virginia 33**, Texas Tech 31, BYU 13, Kansas State 13, Rutgers 11, Georgia 10, Temple 7, **Tulane 7**, Northern Iowa 4, Princeton 4, Bowling Green 3, **Louisville 1**.

**ESPN/USA Today Top-25**

• March 14, 2011

Rk.	Team	Record	Pts.
1.	Connecticut (30)	32-1	774
2.	Stanford (1)	29-2	736
3.	Baylor	31-2	711
4.	Tennessee	31-2	690
5.	Xavier	28-2	651
6.	Duke	29-3	611
7.	Notre Dame	26-7	569
8.	Texas A&M	27-5	567
9.	UCLA	27-4	535
10.	Miami (Fl.)	27-4	469
11.	Wisconsin-Green Bay	32-1	437
12.	DePaul	27-6	436
13.	Michigan State	26-5	396
14.	North Carolina	26-8	378
15.	Florida State	23-7	344
16.	Kentucky	24-8	304
17.	<b>Marist</b>	<b>30-2</b>	<b>253</b>
18.	Maryland	23-7	241
19.	Gonzaga	28-4	201
20.	Oklahoma	21-11	174
21.	<b>Georgetown</b>	<b>22-10</b>	<b>157</b>
22.	Ohio State	22-9	120
23.	Marquette	23-8	102
24.	<b>Houston</b>	<b>26-5</b>	<b>56</b>
25.	<b>West Virginia</b>	<b>23-9</b>	<b>38</b>

**OTHERS RECEIVING VOTES**

St. John's 24, Northern Iowa 19, Georgia Tech 17, Iowa 15, Rutgers 15, **Louisiana Tech 10**, Penn State 7, **Louisville 5**, Texas Tech 5, Iowa State 4, Syracuse 2, Gardner-Webb 1, Middle Tennessee 1.

**TAYLOR REACHES TOP OF DOUBLE-DOUBLE LIST**

Junior forward Courtney Taylor took over sole possession of the school record for double-doubles on Feb. 7, 2010 against Memphis with her 36th career double-double.

In 116 games in a Cougar uniform, Taylor has amassed 60 career double-doubles, which equals a double-double performance every other game. After tying the record with her 35th on Feb. 4, 2010 at Rice, she reached the pinnacle of the UH career double-double list with her 36th-career double-double performance only three days later in the win over Memphis. Against the Tigers, Taylor tallied 12 points and 10 rebounds to overtake former Cougar Sancho Lyttle for the top spot in the record book. Taylor currently ranks fifth in C-USA history in double-doubles, just two shy of fourth spot.

**HOUSTON CAREER DOUBLE-DOUBLES**

1.	<b>Courtney Taylor (2007-11)</b>	<b>60</b>
2.	Sancho Lyttle (2003-05)	35
3.	Darla Simpson (1988-92)	29
4.	Sonya Watkins (1982-86)	28
	Vickey Finch (1979-83)	28
6.	Jennifer Jones (1994-98)	23
7.	ShaRonda Lasseter (1997-01)	21
8.	Monica Lamb (1983-85)	20
9.	Pat Luckey (1993-96)	17
10.	<b>Lesslee Mason (2009-11)</b>	<b>16</b>
	Margo Graham (1991-93)	16

**TRUE STUDENT-ATHLETE**

Junior guard Roxana Button is a prime example of the term student-athlete, starring on the court as well as in the classroom. Button earned Capital One Academic All-District Second Team honors as well as C-USA All-Academic Team accolades for the second consecutive year. Button is also a two-time member of the C-USA Commissioner's Honor Roll and Commissioner's Medal recipient.

Button carries a 3.88 GPA in psychology with a minor in chemistry, and plans to attend medical school. The Coppell, Texas, native is currently averaging 5.4 points per game this season. Button ranks second all-time at UH in 3-point percentage (36.0), fifth in free-throw percentage (74.4) and sixth in made 3-pointers (87).

**ELITE COMPANY**

Both Courtney Taylor and Brittney Scott reached the 1,000-career point plateau last season, while Porsche Landry became the 21st member of the elite club in Saturday's loss against Tulane. Taylor achieved the feat in just her 74th-career game as a Cougar, scoring 16 points in a 63-62 UH victory at UAB on Jan. 24. The Crockett, Texas, native currently ranks eighth all-time at Houston with 1,328 points.

Scott tallied a game-high 29 points in the season-ending loss to Texas Tech on March 18 in the WNIT opener to reach 1,000 career points.

Landry posted a game-high 20 points on Saturday against Tulane to reach the 1,000-point mark, and is just one of four Cougars all-time with 1,000 points and 300 assists.

The 2010-11 season marks only the third time Houston has had three 1,000-point club members return to the starting lineup (1979-80, 1980-81).

**HOUSTON CAREER 1,000 POINT SCORERS**

1.	Chandi Jones (2000-04)	2,692
2.	Sharion Higgins (1976-81)	1,957
3.	Sonya Watkins (1982-86)	1,752
4.	<b>Courtney Taylor (2007-11)</b>	<b>1,684</b>
5.	Vickey Finch (1979-83)	1,670
6.	Kip Anderson (1977-81)	1,588
7.	<b>Brittney Scott (2007-11)</b>	<b>1,522</b>
8.	Jennifer Jones (1994-98)	1,498
9.	Pat Luckey (1993-96)	1,391
10.	Darla Simpson (1988-92)	1,282
11.	Sharonda Lasseter (1997-01)	1,259
12.	Cheryl Gardley (1977-80)	1,233
13.	Tye Jackson (2005-08)	1,197
14.	Cathy Bardwell (1975-78)	1,193
15.	Barbara Anderson (1984-88)	1,128
16.	Arlese Brown (1987-91)	1,119
17.	Toni Mooney (1980-84)	1,106
18.	Dejuena Carter (1983-87)	1,102
19.	Ann Moon (1977-81)	1,094
20.	Sancho Lyttle (2003-05)	1,092
21.	<b>Porsche Landry (2008-Present)</b>	<b>1,015</b>

**PRESS, RUN & HAVE FUN**

Fans will see a completely different style of play from the Cougars this season, as first-year head coach Todd Buchanan will implement his "Press, Run and Have Fun" gameplan. Buchanan wants his team to resemble the NBA's Phoenix Suns on offense with the defensive style of the Boston Celtics.

The up-tempo style of play has been evident this season, as the Cougars led Conference USA in scoring offense (75.3 ppg). Houston forced 19.3 turnovers and ranked third in the league with 10.6 steals per game, posting a +2.7 mark in turnover margin.

**DOUBLE THE FUN**

Since joining the program prior to the 2007-08 season, senior forward Courtney Taylor has been a consistent performer for the Cougars, racking up double-double after double-double. However, since last season, Taylor has not been alone in putting up impressive numbers in the scoring and rebounding column as Lesslee Mason has made an immediate impact since joining the Cougars from Ohio State last season.

The senior forward from Cincinnati, Ohio, produced double-doubles in six games last season, and has registered nine this year for 15 in her career at Houston. Mason has just missed a double-double on numerous occasions, finishing with at least eight points and eight rebounds 20 times.

Both players recorded a double-double in the same game for the seventh time in the C-USA Championship quarterfinal contest against UTEP, as Mason posted 19 points and 14 rebounds, while Taylor added 22 points and 10 boards.

**HOUSTON ACTIVE DOUBLE-DOUBLE PERFORMERS**

Rk. Name	2010-11	Career	
1.	Courtney Taylor	20	60
2.	Lesslee Mason	10	16
3.	Brittany Mason	0	1

**ROAD WARRIORS**

The Cougars have not missed a beat away from the friendly confines of Hofheinz Pavilion this season, winning 13 of their 15 away games, and going 15-4 overall on the road, including neutral site contests.

Houston won its first three road contests, all coming against teams that advanced to postseason play a year ago. The Cougars cruised past New Mexico State (82-62) and rallied back to top Louisiana Tech before finishing off the trip with a thrilling 93-89 win at Oral Roberts.

At the Duel in the Desert Tournament in Las Vegas, The Cougars kicked off play with a 79-70 upset win over No. 21 Nebraska, and followed with a 92-80 victory over Louisville.

Houston won all eight C-USA road contests, holding off a furious rally from the opposing squad in five of the eight games, while overcoming a 19-point deficit at Rice on Feb. 27. Houston's 13 road victories ranks as the second-highest total in both school and C-USA history.

Five of Houston's six wins over teams currently ranked in the top 100 of the latest RPI came away from home.

**THE NAME FITS**

Houston's starting point guard's first name describes her style of play perfectly, as Porsche Landry often resembles the speedy automobile on the court.

Landry has slashed defenses this season to the tune of 15.0 points per game, which ranks fourth in C-USA. The Houston native has flourished in first-year head coach Todd Buchanan's uptempo style of play, scoring 5.1 more points per game than her career average entering the season.

Landry rattled off a game-high 20 points in Houston's semifinal loss to Tulane on Saturday to become the 21st member of the school's 1000-point club. Landry is also only the fourth Cougar all-time with 1,000 points and 300 assists.

**GOING STREAKING**

The Cougars put together a school-record 17-game winning streak that finally came to a halt in the C-USA Championship semifinals. The streak, which started on Jan. 6 against Tulsa, lasted for over two months. The Cougars defeated Marshall on Feb. 24 to shatter the previous school record of 13-straight wins set by the 2003-04 squad en route to a program-record 28 wins.

**COUGARS BREAK INTO NATIONAL RANKINGS**

Houston garnered a No. 25 national ranking in the Feb. 27 Associated Press poll, marking the Cougars' first return to the AP poll since Dec. 20, 2004. The Cougars also broke into USA Today/ESPN Division I Coaches' Poll on Feb. 20th, marking the first time since Dec. 28, 2004.

Houston is the first C-USA team to break into the national rankings since UTEP achieved the feat during the 2007-08 season.

The Cougars have knocked off four teams who have been ranked or receiving votes this season, with all wins coming away from home. Houston defeated then-No. 21 Nebraska on Dec. 18 by a score of 79-70 at the Duel in the Desert Tournament in Las Vegas, Nev. Houston followed with a 92-80 rout of Louisville the following day, and topped Tulane on Feb. 6 with a 15-point victory. The Cougars posted a thrilling come-from-behind victory over Louisiana Tech on Nov. 23, who is currently receiving votes in both major polls.

**2010-11 SQUAD LOADED WITH EXPERIENCE**

The Cougars return a rare amount of experience this season with all five starters back and nine of last year's 10 letterwinners, who recorded 97.4 percent of the total offense. The roster features six seniors and nine total upperclassmen, while five newcomers also join the mix. The six seniors combined for 479 games played and 232 starts entering the season.

The backcourt features a veteran presence, led by preseason all-conference pick Brittney Scott. The senior led the Cougars last season with 17.3 points per game and posted 12 games of 20 or more points. Junior Porsche Landry is a lightning-quick floor general who chipped in 9.9 points and 4.1 assists per contest last season, while Roxana Button is a lethal scoring threat, ranking second all-time at UH with a 37 percent-mark from beyond the arc.

The frontcourt is just as talented and experienced, featuring three returning senior starters in Courtney Taylor, Brittany Mason and Lesslee Mason. The trio forms a stingy defense that combined for 701 rebounds and 87 blocks a season ago.

**WOMEN'S HOOPS INK FIVE FOR 2011-12 SEASON**

The University of Houston women's basketball head coach Todd Buchanan announced Thursday the signing of five prospects to national letters of intent to play for the 2011-12 season.

The five-player class consists of Voche' Martin (6-2, C, Duncanville, Texas, Duncanville HS), Danielle Parks (5-10, G, Houston, Texas, St. Pius X HS), Tahlia Pope (6-0, G, Wichita, Kan., Heights HS), Towanda Sutton (5-11, F, Philadelphia, Pa., Odessa JC) and LaTasha Tubbs (5-8, G, Amarillo, Texas, Howard College).

**HOW THEY RANK**

Houston rounded out the regular season placing at or near the top of several team and individual statistical categories in Conference USA. The Cougars led C-USA in scoring offense (75.3 ppg), scoring margin (+9.5), field goal percentage defense (37.3), rebounding (44.4 rpg) and defensive rebounding (29.0 rpg), while ranking second in blocked shots (4.9 bpg) and 3-point percentage (34.9) and third in turnover margin (+2.7), steals (10.6) and 3-point field goal percentage defense (30.1).

Courtney Taylor paced the league in rebounding (11.5 rpg) and defensive rebounds (8.5 rpg), while ranking third in scoring (15.9 ppg). Brittney Scott led the league in scoring (16.3 ppg) and ranked second in 3-point percentage (40.2) and 3-point field goals made per game (2.7). Porsche Landry came in fourth in scoring (14.9 ppg) and ranked eighth in assists per game (3.9), while Lesslee Mason also made a strong presence in the rankings, placing second in offensive rebounds (3.8 rpg), fourth in blocks per game (1.7) and fifth in rebounds per game (8.9).

**UH WOMEN'S HOOPS ON TWITTER AND FACEBOOK**

The Houston women's basketball program has joined the social media arena. Up-to-date information on the Cougars can be found on both Twitter (UHCougarWBB) and Facebook (Houston Cougar Women's Basketball). Fans can view the latest news, photos, videos and discuss the Cougars on Facebook, while receiving live updates during Houston contests on Twitter.

**SITUATIONAL RECORD**

Overall	26-6
vs. C-USA teams	16-0
vs. Non-Conference foes	10-6
At home	11-1
On the road	13-2
At neutral sites	2-3
In overtime	1-0
In double overtime	0-0
vs. Ranked Teams	1-2
In games decided by 3 points or less	1-0
In games decided by 4-5 points	6-0
In games decided by 6-10 points	5-4
In games decided by 11-19 points	9-1
In games decided by 20-plus points	5-1
Scoring first	20-3
Leading at half	21-1
Tied at half	0-0
Trailing at half	5-5
Leading with 10:00 remaining	23-1
Trailing with 10:00 remaining	3-5
Tied with 10:00 remaining	0-0
Leading with 5:00 remaining	21-1
Trailing with 5:00 remaining	4-4
Tied with 5:00 remaining	1-1
UH shoots 40% or better	16-0
UH shoots less than 40%	10-6
UH shoots better than opponent	21-1
Opponent shoots 40% or better	6-2
UH out-rebounds opponent	14-2
Opponent out-rebounds UH	11-3
UH shoots 70% or better from FT line	16-2
UH has more FT attempts	24-2
Opponent has more FT attempts	2-4
UH shoots 40% or better from 3-pt	9-2
UH has more turnovers than opponent	7-2
UH has less turnovers than opponent	18-4
UH scores 90-plus points	4-0
UH scores 80-89 points	4-0
UH scores 70-79 points	17-2
UH scores 60-69 points	1-2
UH scores 50-59 points	0-1
UH scores less than 50 points	0-1
Opponent scores 90-plus points	0-0
Opponent scores 80-89 points	3-0
Opponent scores 70-79 points	4-4
Opponent scores 60-69 points	12-2
Opponent scores 50-59 points	5-0
Opponent scores less than 50 points	2-0
UH bench scores more	6-0
Opponent bench scores more	12-3
UH scores more fast break points	15-0
Opponent scores more fast break points	3-3
UH scores more points in the paint	11-0
Opponent scores more points in the paint	8-3
UH scores more points off turnovers	18-0
Opponent scores more points off turnovers	3-3
UH has more second chance points	12-0
Opponent has more second chance points	8-3
<b>Houston Streaks...</b>	
Current streak	L2
Homecourt streak	W8
Road streak	W8
Neutral court streak	L2
Last 5 games	3-2
Last 10 games	8-2
<b>Houston By Month...</b>	
November	4-0
December	5-3
January	8-1
February	7-0
March	2-2
<b>Houston By Day Of The Week...</b>	
Sunday	11-1
Monday	0-1
Tuesday	2-2
Wednesday	0-0
Thursday	9-1
Friday	1-0
Saturday	4-0
<b>Houston By Time...</b>	
Day	15-4
Night	11-2



## TODD BUCHANAN

Head Coach

First Season at Houston

Murray State '95

125-110 (Eighth Season)

2010-11 C-USA Coach of the Year

Following a successful five-year run as the head coach at Houston Baptist that followed a stint as the top assistant on the Cougar sideline, Todd Buchanan was announced on April 20th as the new head coach of the University of Houston women's basketball team.

Buchanan became the sixth coach in Houston women's basketball history and brings with him a solid resume as a head coach and as a recruiter, a role in which he helped bring to UH a pair of players who went on to become WNBA top 10 draft picks.

Under his guidance, HBU won a Red River Athletic Conference regular-season championship, a pair of RRAC Tournament titles and finished in the top 25 twice, including a No. 6 ranking to end the 2005-06 campaign. The Huskies boasted numerous All-America and Academic All-America selections during his tenure.

Prior to his appointment as the head coach at HBU, Buchanan spent five seasons as an assistant coach and recruiting coordinator for the Cougars. His time at UH coincided with the best five-year run in UH women's basketball program history, averaging more than 21 victories a season, including a school-record 28-win campaign in 2003-04. The Cougars also reached the postseason four of the five seasons Buchanan was on staff.

Buchanan replaced Joe Curl who stepped down as head coach on March 23 after leading the program to the postseason for the eighth time in school history.

### HOUSTON BAPTIST

Named as the Huskies women's basketball head coach prior to the 2005-06 season, Buchanan led the HBU program for five seasons and compiled an 80-68 (.540) record. He led the program to a pair of trips to the NAIA National Tournament before leading the team through the transition to NCAA Division I.

In his first year, Buchanan guided the Huskies to a 28-4 season that included Red River Athletic Conference regular-season and postseason tournament championships. During the NAIA National Tournament, he led the team to a Sweet 16 appearance. At the conclusion of the season, HBU was ranked sixth in the national polls.

Following up his successful first campaign, Buchanan's 2006-07 HBU squad posted a 27-7 mark and again claimed the RRAC Tournament championship. Advancing to the NAIA National Tournament for a second straight season under Buchanan, the Huskies advanced to the field's final eight before finishing the season ranked 22nd nationally.

Houston Baptist began the unenviable transition from NAIA to NCAA Division I during Buchanan's third year at the school and, despite these challenges, Buchanan guided the Huskies to a 14-11 record during its first year of the transition.

Among the standouts coached by Buchanan at HBU were Jere' Adams, Sherill Hadrick, Velencia Kuykendall and Dominique Thomas, who were all named All-Americans. His teams were also

solid in the classroom as represented by Academic All-America selections in Kuykendall, Ashley Davis and Jessica Brantley.

### UNIVERSITY OF HOUSTON

Joining the coaching staff of former UH head coach Joe Curl, Buchanan spent five seasons on the Cougar sideline and helped lead the team to the postseason four times. Additionally with Buchanan's help, standouts Chandi Jones and Sancho Lyttle were recruited to Houston where they developed into top-10 draft picks in the WNBA.

In his first season in Houston during the 2000-01 campaign, the Cougars made the postseason for the first time in nine seasons as they won 19 games and appeared in the Women's National Invitational Tournament.

The following year, Houston set a then-school record with 26 wins and was again a part of the WNIT field where it won four consecutive games before falling 54-52 against Oregon in the championship game.

During the 2003-04 season, Buchanan and the Cougars reached new heights by compiling a school-record 28-4 record and claiming both the Conference USA regular-season and postseason

tournament championships. UH appeared in the NCAA Tournament for the first time since 1992, and Jones became the school's only First Team All-American. The program also earned its first NCAA Tournament win as the Cougars defeated Wisconsin-Green Bay, 62-47.

A second consecutive trip to the NCAA Tournament followed during the 2004-05 season, and Jones was later named C-USA Player of the Decade. Both Jones and Lyttle went on to play in the WNBA, and Lyttle was selected as an All-Star while playing for the Atlanta Dream in 2009.

### EARLY COACHING CAREER

Buchanan spent two seasons (1998-2000) as an assistant coach at East Carolina, after his first head coaching job at the University of Montevallo, where he coached from 1996-98.

Prior to Montevallo, Buchanan had coaching stops at Oral Roberts (1995-96) and at his alma mater of Murray State (1992-95). He has also coached at Lyon Country High School (Eddyville, Ky.), Murray High School (Murray Ky.) and Calloway County Middle and High School (Murray, Ky.).

### PERSONAL

Buchanan is a 1995 graduate of Murray State, where he earned his bachelor's degree in physical education with a minor in health.

Buchanan and his wife Michelle have a 2-year old son, Colton, and live in Pearland. His father, Tom, enjoyed a successful coaching career at both Texas and Kentucky after playing college basketball at Eastern New Mexico.

## THE TODD BUCHANAN FILE

**Date of Birth:** March 1, 1967

**Hometown:** Eddyville, Ky.

**Named UH Head Coach:** April 20, 2010

### EDUCATION

- Lyon County High School
- Murray State University, B.A. in physical education, 1995

### FAMILY

**Wife:** Michelle

**Children:** Son, Colton (2)

### COACHING EXPERIENCE

- 2010-pres. Houston, Head Coach
- 2005-10 Houston Baptist, Head Coach
- 2000-05 Houston, Associate Head Coach/Recruiting Coordinator
- 1998-00 East Carolina, Assistant Coach
- 1996-98 University of Montevallo, Head Coach
- 1995-96 Oral Roberts, Assistant Coach/Recruiting Coordinator
- 1992-95 Murray State, Assistant Coach

### BUCHANAN YEAR-BY-YEAR

Year	School	Record	Notable
1992-93	Murray State	6-19	-
1993-94	Murray State	6-20	-
1994-95	Murray State	5-21	-
1995-96	Oral Roberts	10-17	-
1996-97	Univ. of Montevallo*	12-17	First year head coach
1997-98	Univ. of Montevallo*	7-19	-
1998-99	East Carolina	16-13	CAA Tournament Finals
1999-00	East Carolina	15-14	-
2000-01	Houston	19-13	WNIT First Round
2001-02	Houston	26-8	WNIT Finalist
2002-03	Houston	15-13	-
2003-04	Houston	28-4	NCAA Second Round
			C-USA Regular Season & Tournament Champs
2004-05	Houston	21-9	NCAA First Round
2005-06	Houston Baptist*	28-4	RRAC Regular Season Champs RRAC Tournament Champs NAIA Sweet Sixteen
2006-07	Houston Baptist*	27-7	RRAC Tournament Champs NAIA Elite Eight
2007-08	Houston Baptist*	14-11	First year as Division I member
2008-09	Houston Baptist*	8-21	-
2009-10	Houston Baptist*	3-25	-
2010-11	Houston*	26-6	C-USA Regular Season Champions NCAA First Round C-USA Coach of the Year

\*Served as head coach





**1**  
**ZALIKA DYSON**  
 C • 6-2 • Freshman - RS  
 Albuquerque, N.M. (Cibola HS)

**SEASON NOTES**

- Looks to rebound from a season-ending knee injury a year ago.
- Scored one point with four rebounds and two blocks in Houston's season-opening win over UT Arlington.
- Tallied four points with four rebounds the following contest at New Mexico State.
- Pulled down four offensive rebounds in seven minutes at TCU.
- Knocked down first field goal in seven games against Marist on Dec. 20.
- Made first-career start against Georgetown, scoring one point and handing out one assist in eight minutes.
- Posted three points in five minutes at Houston Baptist.
- Tallied four points to go with three rebounds at Lamar.
- Grabbed four boards at UTEP on Jan. 16
- Posted three rebounds and two blocks in four minutes at UAB.
- Had a breakout performance in Houston's 71-51 win over Rice on Feb. 10, posting career highs of eight points and nine rebounds in only 12 minutes.
- Stepped up defensively in the C-USA quarterfinal contest against UTEP, altering the game-tying attempt on the Miners' final possession.

**GAME-BY-GAME STATISTICS**

Opponent	Date	GS	Min	TOTAL			3-PTS			REBOUNDS										Pts	Avg		
				FG	FGA	Pct	3FG	FGA	Pct	FT	FTA	Pct	Off	Def	Tot	Avg	PF	FO	A			TO	Blk
UT ARLINGTON	11/14	10	0	3	.000	0	0	.000	1	2	.500	1	3	4	4.0	2	0	1	0	2	0	1	1.0
at New Mexico State	11/20	11	1	2	.500	0	0	.000	2	2	1.000	1	3	4	4.0	0	0	0	0	0	0	4	2.5
at Louisiana Tech	11/23	8	0	0	.000	0	0	.000	0	0	.000	0	0	0	2.7	4	0	0	1	1	1	0	1.7
at Oral Roberts	11/27	7	0	1	.000	0	0	.000	0	0	.000	0	0	0	2.0	0	0	1	0	1	0	0	1.3
at TCU	12/2	7	0	2	.000	0	0	.000	1	2	.500	4	0	4	2.4	0	0	0	0	1	0	1	1.2
TEXAS A&M-CC	12/5	7	0	2	.000	0	0	.000	0	0	.000	1	1	2	2.3	2	0	0	2	0	0	0	1.0
UTSA	12/7	3	0	0	.000	0	0	.000	0	0	.000	0	0	0	2.0	1	0	0	1	0	0	0	0.9
vs. #21 Nebraska	12/18	11	0	2	.000	0	0	.000	2	2	1.000	1	2	3	2.0	0	0	1	0	2	0	2	1.0
vs. Louisville	12/19	6	0	1	.000	0	0	.000	0	0	.000	0	0	0	1.9	1	0	0	2	0	0	0	0.9
vs. Marist	12/20	8	1	1	1.000	0	0	.000	0	1	.000	0	2	2	1.9	1	0	0	0	0	0	2	1.0
#18 GEORGETOWN	12/28	*	8	0	.000	0	0	.000	1	2	.500	0	0	0	1.7	1	0	1	2	0	0	1	1.0
at Houston Baptist	12/30	5	1	1	1.000	0	0	.000	1	2	.500	0	0	0	1.6	1	0	1	0	0	1	3	1.2
at Lamar	1/4	9	2	4	.500	0	0	.000	0	0	.000	1	2	3	1.7	1	0	0	1	0	0	4	1.4
TULSA*	1/6	11	0	2	.000	0	0	.000	2	2	1.000	3	0	3	1.8	1	0	0	0	2	1	2	1.4
at SMU*	1/9	5	0	0	.000	0	0	.000	0	0	.000	0	0	0	1.7	2	0	0	0	0	0	0	1.3
SOUTHERN MISS*	1/13	3	0	1	.000	0	0	.000	0	0	.000	0	0	0	1.6	0	0	0	0	0	0	0	1.3
at UTEP*	1/16	8	1	3	.333	0	0	.000	0	0	.000	3	1	4	1.7	2	0	0	1	1	1	2	1.3
at UAB*	1/20	4	0	0	.000	0	0	.000	0	0	.000	0	3	3	1.8	0	0	0	0	2	0	0	1.2
MEMPHIS*	1/23	4	0	1	.000	0	0	.000	0	0	.000	0	0	0	1.7	0	0	0	0	0	0	0	1.2
at UCF*	1/27	4	0	1	.000	0	0	.000	0	0	.000	0	0	0	1.6	2	0	0	0	0	0	0	1.1
SMU*	1/30	5	0	0	.000	0	0	.000	0	0	.000	0	1	1	1.6	0	0	0	1	1	0	0	1.0
at Tulane*	2/6	9	0	0	.000	0	0	.000	0	0	.000	0	2	2	1.6	0	0	0	0	1	0	0	1.0
RICE*	2/10	12	3	3	1.000	0	0	.000	2	3	.667	4	5	9	1.9	0	0	0	0	1	0	8	1.3
EAST CAROLINA*	2/13	10	0	1	.000	0	0	.000	0	0	.000	2	2	4	2.0	1	0	0	1	0	1	0	1.3
at Tulsa*	2/17	12	0	2	.000	0	0	.000	1	2	.500	2	1	3	2.0	1	0	1	0	1	0	1	1.2
UTEP*	2/20	7	0	1	.000	0	0	.000	0	0	.000	0	1	1	2.0	0	0	0	0	1	0	0	1.2
at Marshall*	2/24	5	0	1	.000	0	0	.000	0	0	.000	0	2	2	2.0	0	0	0	0	1	0	0	1.1
at Rice*	2/27	5	0	0	.000	0	0	.000	0	0	.000	0	0	0	1.9	0	0	0	0	0	0	0	1.1
TULANE*	3/5	5	1	2	.500	0	0	.000	0	1	.000	1	1	2	1.9	1	0	0	0	0	0	2	1.1
vs. UTEP	3/10	7	0	1	.000	0	0	.000	0	0	.000	0	2	2	1.9	1	0	0	2	0	0	0	1.1
vs. Tulane	3/11	11	0	1	.000	0	0	.000	0	0	.000	2	0	2	1.9	1	0	0	0	1	0	0	1.1
vs. West Virginia	3/20	9	0	0	.000	0	0	.000	0	0	.000	0	1	1	1.9	1	0	0	1	1	0	0	1.0

**CAREER HIGHS**

- Points:** 8, vs. Rice (2/10/11)
- Rebounds:** 9, vs. Rice (2/10/11)
- Offensive Rebounds:** 4, 2x, vs. Rice (2/10/11)
- Defensive Rebounds:** 5, vs. Rice (2/10/11)
- Assists:** 1, 6x, vs. Tulsa (2/17/11)
- Steals:** 1, 5x, vs. East Carolina (2/13/11)
- Blocks:** 2, 4x, last at UAB (1/20/10)
- FG Made:** 3, vs. Rice (2/10/11)
- FG Attempted:** 4, vs. Texas State (11/28/09)
- 3-pt. FG Made:** n/a
- 3-pt. FG Attempted:** n/a
- FT Made:** 3, vs. Delaware (11/27/09)
- FT Attempted:** 4, vs. Delaware (11/27/09)
- Minutes Played:** 13, vs. Texas State (11/28/09)

**CAREER NOTES**

Dyson returns for her second season at Houston... played in only five games during the 2009-10 season before missing the remaining three months with a knee injury.

**CAREER STATISTICS**

Year	GP-GS	Min.-Avg.	FG-FGA	Pct.	3P-3PA	Pct.	FT-FTA	Pct.	O-D-T	Avg.	PF-FO	AS	TO	BK	ST	Pts.-Avg
2009-10	5-0	31-6.2	2-7	.286	0-0	.000	4-6	.667	5-3-8	1.6	6-0	0	1	2	0	8-1.6
2010-11	32-1	237-7.4	10-39	.256	0-0	.000	13-21	.619	26-35-61	1.9	27-0	6	15	20	5	33-1.0
<b>TOTALS</b>	<b>37-1</b>	<b>265-7.2</b>	<b>12-46</b>	<b>.261</b>	<b>0-0</b>	<b>.000</b>	<b>17-27</b>	<b>.630</b>	<b>31-38-69</b>	<b>1.9</b>	<b>33-0</b>	<b>6</b>	<b>16</b>	<b>22</b>	<b>5</b>	<b>41-1.1</b>



4

**MICHELLE WHITE**

G • 5-8 • Junior - TR

New Haven, Conn. (Trinity Valley CC)

**SEASON NOTES**

- Saw first action of the season against Marist on Dec. 20, playing two minutes.
- Played four minutes in Houston's win over Houston Baptist on Dec. 30.
- Scored first point as a Cougar from the free-throw line against Tulsa on Jan. 6.
- Added another point from the charity stripe against Southern Miss on Jan. 13.

**GAME-BY-GAME STATISTICS**

Opponent	Date	GS	Min	TOTAL			3-PTS			REBOUNDS																	
				FG	FGA	Pct	3FG	FGA	Pct	FT	FTA	Pct	Off	Def	Tot	Avg	PF	FO	A	TO	Blk	Stl	Pts	Avg			
vs. Marist	12/20		2	0	0	.000	0	0	.000	0	0	.000	0	0	.000	0	0	0	0.0	0	0	0	0	0	0	0	0.0
at Houston Baptist	12/30		4	0	0	.000	0	0	.000	0	0	.000	0	0	.000	0	0	0	0.0	1	0	0	1	0	0	0	0.0
TULSA*	1/6		5	0	0	.000	0	0	.000	1	2	.500	0	1	1	0.3	0	0	1	0	0	0	0	1	0	0.3	
SOUTHERN MISS*	1/13		2	0	1	.000	0	0	.000	1	2	.500	0	0	0	0.3	0	0	0	0	0	0	0	0	1	0.5	
MEMPHIS*	1/23		1	0	1	.000	0	0	.000	0	0	.000	0	1	1	0.4	1	0	0	2	0	0	0	0	0	0.4	
EAST CAROLINA*	2/13		1	0	0	.000	0	0	.000	0	0	.000	0	1	1	0.5	0	0	0	0	0	0	0	0	0	0.3	
at Tulsa*	2/17		1	0	1	.000	0	0	.000	0	0	.000	0	0	0	0.4	0	0	0	0	0	0	0	0	0	0.3	

**PRESEASON NOTES**

Versatile guard who can shoot from long range as well as drive to the basket... provides quality depth at the guard position... attended Barton Community College and Trinity Valley Community College as a freshman and sophomore.

**CAREER HIGHS**

**Points:** 1, vs. Tulsa (1/6/11)  
**Rebounds:** 1, 2x, vs. East Carolina (2/13/11)  
**Offensive Rebounds:** n/a  
**Defensive Rebounds:** 1, 3x, vs. East Carolina (2/13/11)  
**Assists:** 1, vs. Tulsa (1/6/11)  
**Steals:** n/a  
**Blocks:** n/a  
**FG Made:** n/a  
**FG Attempted:** 1, 3x, last at Tulsa (2/17/11)  
**3-pt. FG Made:** n/a  
**3-pt. FG Attempted:** n/a  
**FT Made:** 1, 2x, last vs. Southern Miss (1/13/11)  
**FT Attempted:** 2, 2x, last vs. Southern Miss (1/13/11)  
**Minutes Played:** 5, vs. Tulsa (1/6/11)

**CAREER STATISTICS**

Year	GP-GS	Min.-Avg.	FG-FGA	Pct.	3P-3PA	Pct.	FT-FTA	Pct.	O-D-T	Avg.	PF-FO	AS	TO	BK	ST	Pts.-Avg
2010-11	7-0	16-2.3	0-3	.000	0-0	.000	2-4	.500	0-3-3	0.4	2-0	1	3	0	0	2-0.3
<b>TOTALS</b>	<b>7-0</b>	<b>16-2.3</b>	<b>0-3</b>	<b>.000</b>	<b>0-0</b>	<b>.000</b>	<b>2-4</b>	<b>.500</b>	<b>0-3-3</b>	<b>0.4</b>	<b>2-0</b>	<b>1</b>	<b>3</b>	<b>0</b>	<b>0</b>	<b>2-0.3</b>



**5**  
**BRITTANY MASON**  
**F • 6-0 • Senior - 3L**  
**LaPorte, Texas (LaPorte HS)**

**SEASON NOTES**

- Entered the season with only one 3-pointer on three attempts, and has gone 13-of-48 from beyond the arc this season.
- Logged 35 minutes at New Mexico State, posting a season-high seven assists to go with six rebounds, three points and three steals.
- Posted two points, five rebounds, three assists and five steals in 27 minutes at Louisiana Tech.
- Tallied seven points and knocked down first 3-pointer of the year at TCU.
- Pulled down eight rebounds to go with six points and three steals against Texas A&M-Corpus Christi.
- Tallied 10 points with eight rebounds in Houston's win over Louisville.
- Drained a 3-pointer for the fourth-straight game against Marist, while tying season-high with eight rebounds.
- Played in 100th-career game at Lamar, posting four points, five rebounds, four steals and three assists.
- Tied a season high with eight rebounds to go with seven points against Southern Miss on Jan. 13.
- Led the team with four assists against UAB to go with five points and six boards.
- Posted nine points and two blocks in UH's win over Memphis on Jan. 23.
- Notched a career-high 14 points, six rebounds and a game-high four assists in Houston's come-from-behind victory over SMU. Knocked down two free-throws with 12.0 seconds remaining to give the Cougars the go-ahead points.
- Posted eight points, five boards, two assists and two steals in Houston's 85-70 victory at Tulane on Feb. 6.
- Recorded another strong performance in UH's 71-51 win over Rice on Feb. 10 with nine points and seven boards.
- Posted nine points and tied a career best with 12 rebounds in the regular season finale against Tulane on March 5.

**GAME-BY-GAME STATISTICS**

Opponent	Date	GS	Min	TOTAL			3-PTS			REBOUNDS											Pts	Avg		
				FG	FGA	Pct	3FG	FGA	Pct	FT	FTA	Pct	Off	Def	Tot	Avg	PF	FO	A	TO			Blk	Stl
UT ARLINGTON	11/14	*	28	1	5	.200	0	1	.000	0	0	.000	2	4	6	6.0	2	0	1	3	1	2	2	2.0
at New Mexico State	11/20	*	35	1	2	.500	0	0	.000	1	2	.500	1	5	6	6.0	4	0	7	2	0	3	3	2.5
at Louisiana Tech	11/23	*	27	1	5	.200	0	0	.000	0	0	.000	1	4	5	5.7	4	0	3	2	0	5	2	2.3
at Oral Roberts	11/27	*	35	2	5	.400	0	1	.000	0	0	.000	0	1	1	4.5	3	0	2	2	0	1	4	2.8
at TCU	12/2	*	25	3	5	.600	1	2	.500	0	0	.000	0	3	3	4.2	4	0	0	1	0	0	7	3.6
TEXAS A&M-CC	12/5	*	37	3	9	.333	0	2	.000	0	0	.000	3	5	8	4.8	1	0	1	5	0	3	6	4.0
UTSA	12/7	*	31	2	11	.182	1	3	.333	1	2	.500	2	2	4	4.7	3	0	0	2	1	2	6	4.3
vs. #21 Nebraska	12/18	*	34	3	11	.273	1	5	.200	0	0	.000	1	3	4	4.7	2	0	3	3	2	1	7	4.5
vs. Louisville	12/19	*	28	4	6	.667	1	2	.500	1	2	.500	2	6	8	5.0	4	0	2	4	0	2	10	5.2
vs. Marist	12/20	*	30	2	6	.333	1	1	1.000	1	2	.500	3	5	8	5.3	2	0	1	3	0	1	6	5.3
#18 GEORGETOWN	12/28	*	11	0	3	.000	0	1	.000	1	2	.500	2	2	4	5.2	4	0	0	1	0	1	1	4.9
at Houston Baptist	12/30	*	30	1	5	.200	0	1	.000	3	4	.750	3	3	6	5.3	4	0	3	1	0	3	5	4.9
at Lamar	1/4	*	33	1	6	.167	0	0	.000	2	2	1.000	4	1	5	5.2	3	0	3	3	1	4	4	4.8
TULSA*	1/6	*	23	2	4	.500	1	1	1.000	0	0	.000	1	5	6	5.3	2	0	2	3	0	1	5	4.9
at SMU*	1/9	*	23	1	4	.250	1	3	.333	1	2	.500	1	2	3	5.1	3	0	0	2	0	0	4	4.8
SOUTHERN MISS*	1/13	*	29	3	7	.429	0	1	.000	1	2	.500	6	2	8	5.3	3	0	2	4	1	2	7	4.9
at UTEP*	1/16	*	30	1	4	.250	0	1	.000	2	2	1.000	3	1	4	5.2	0	0	2	2	0	1	4	4.9
at UAB*	1/20	*	29	1	3	.333	0	0	.000	3	6	.500	5	1	6	5.3	3	0	4	1	1	0	5	4.9
MEMPHIS*	1/23	*	32	3	8	.375	0	1	.000	3	4	.750	1	2	3	5.2	3	0	0	4	2	1	9	5.1
at UCF*	1/27	*	34	2	3	.667	0	0	.000	2	3	.667	0	2	2	5.0	3	0	2	0	1	2	6	5.2
SMU*	1/30	*	36	5	13	.385	2	6	.333	2	4	.500	4	2	6	5.0	3	0	4	1	0	2	14	5.6
at Tulane*	2/6	*	27	3	8	.375	0	0	.000	2	2	1.000	2	3	5	5.0	5	1	2	1	0	2	8	5.7
RICE*	2/10	*	37	3	9	.333	1	2	.500	2	2	1.000	2	5	7	5.1	2	0	1	3	0	1	9	5.8
EAST CAROLINA*	2/13	*	32	3	7	.429	0	1	.000	0	0	.000	2	0	2	5.0	3	0	1	2	0	1	6	5.8
at Tulsa*	2/17	*	24	1	4	.250	0	0	.000	0	0	.000	1	2	3	4.9	3	0	0	4	0	0	2	5.7
UTEP*	2/20	*	32	1	4	.250	0	1	.000	0	0	.000	0	3	3	4.8	2	0	0	3	1	4	2	5.5
at Marshall*	2/24	*	28	2	8	.250	0	1	.000	2	4	.500	2	2	4	4.8	3	0	1	3	0	4	6	5.6
at Rice*	2/27	*	25	1	6	.167	0	2	.000	2	8	.250	2	5	7	4.9	3	0	0	3	0	1	4	5.5
TULANE*	3/5	*	39	3	8	.375	1	3	.333	2	4	.500	2	10	12	5.1	3	0	1	2	1	3	9	5.6
vs. UTEP	3/10	*	17	1	2	.500	0	1	.000	0	0	.000	0	1	1	5.0	5	1	0	1	0	0	2	5.5
vs. Tulane	3/11	*	33	4	9	.444	1	3	.333	0	1	.000	1	2	3	4.9	3	0	1	3	0	1	9	5.6
vs. West Virginia	3/20	*	33	1	7	.143	1	2	.500	0	0	.000	3	4	7	5.0	3	0	1	3	1	3	3	5.5

**CAREER HIGHS**

- Points:** 14, vs. SMU (1/30/11)
- Rebounds:** 12, 2x, vs. Tulane (3/5/11)
- Off. Rebounds:** 8, at Texas A&M-CC (12/28/09)
- Def. Rebounds:** 10, vs. Tulane (3/5/11)
- Assists:** 7, at New Mexico State (11/20/10)
- Steals:** 5, at Louisiana Tech (11/23/10)
- Blocks:** 3, vs. Tulane (2/12/09)
- FG Made:** 5, 3x, last vs. SMU (1/30/11)
- FG Attempted:** 13, vs. SMU (1/30/11)
- 3-pt. FG Made:** 2, vs. SMU (1/30/11)
- 3-pt. FG Att.:** 6, vs. SMU (1/30/11)
- FT Made:** 4, 3x, last vs. UAB (1/16/09)
- FT Attempted:** 8, 2x, last at Rice (2/27/11)
- Minutes Played:** 39, 3x, last vs. Tulane (3/5/11)

**CAREER NOTES**

Mason enters her fourth season at Houston... has played in 119 career games with 70 starts... holds career averages of 4.0 points and 4.3 rebounds per game... surpassed 500-rebound milestone against Tulane on March 5.

**CAREER STATISTICS**

Year	GP-GS	Min.-Avg.	FG-FGA	Pct.	3P-3PA	Pct.	FT-FTA	Pct.	O-D-T	Avg.	PF-FO	AS	TO	BK	ST	Pts.-Avg
2007-08	26-1	208-8.0	9-32	.281	0-0	.000	10-17	.588	22-38-60	2.3	28-1	10	21	9	7	28-1.1
2008-09	29-20	775-26.7	46-112	.411	1-2	.500	34-55	.618	72-102-174	6.0	65-2	41	57	23	35	124-4.3
2009-10	32-17	649-20.3	56-142	.394	0-1	.000	33-49	.673	45-77-122	3.8	84-3	24	38	14	34	145-4.5
2010-11	32-32	946-29.6	65-197	.330	13-48	.271	34-60	.567	62-98-160	5.0	95-2	50	77	13	57	177-5.5
<b>TOTALS</b>	<b>119-70</b>	<b>2578-21.7</b>	<b>176-483</b>	<b>.364</b>	<b>14-51</b>	<b>.275</b>	<b>111-181</b>	<b>.613</b>	<b>201-315-516</b>	<b>4.3</b>	<b>272-8</b>	<b>125</b>	<b>193</b>	<b>59</b>	<b>143</b>	<b>474-4.0</b>



**10**  
**BREANA WILLIAMS**  
**G • 5-8 • Freshman - HS**  
**Memphis, Tenn. (Lausanne Collegiate)**

**SEASON NOTES**

- Made collegiate debut in Houston's season-opening victory over UT Arlington, nailing a runner with under a minute remaining in the contest for first basket of career.
- Played one minute against Marist, knocking down a field goal and pulling down a rebound.
- Posted career highs of five points, five rebounds, two assists and two steals in 21 minutes of action against #18 Georgetown.
- Played big defensive minutes as Cougars battled early foul trouble in first half against UTEP in the C-USA quarterfinals.

**GAME-BY-GAME STATISTICS**

Opponent	Date	TOTAL			3-PTS			REBOUNDS																	
		GS	Min	FG	FGA	Pct	3FG	FGA	Pct	FT	FTA	Pct	Off	Def	Tot	Avg	PF	FO	A	TO	Blk	Stl	Pts	Avg	
UT ARLINGTON	11/14		6	1	1	1.000	0	0	.000	0	0	.000	0	0	1	1	1.0	0	0	1	0	0	0	2	2.0
at New Mexico State	11/20		1	0	0	.000	0	0	.000	0	0	.000	0	0	0	0	0.5	0	0	0	0	0	0	0	1.0
vs. Marist	12/20		1	1	2	.500	0	0	.000	0	0	.000	1	0	1	0.7	0	0	0	0	0	0	2	1.3	
#18 GEORGETOWN	12/28		21	1	6	.167	0	3	.000	3	9	.333	0	5	5	1.8	1	0	2	0	0	2	5	2.3	
at Houston Baptist	12/30		6	0	1	.000	0	0	.000	0	0	.000	0	0	0	1.4	1	0	0	1	0	0	0	1.8	
TULSA*	1/6		5	0	0	.000	0	0	.000	0	0	.000	0	0	0	1.2	0	0	0	1	0	0	0	1.5	
SOUTHERN MISS*	1/13		5	0	1	.000	0	1	.000	1	2	.500	0	0	0	1.0	0	0	0	1	0	1	1	1.4	
MEMPHIS*	1/23		1	0	0	.000	0	0	.000	0	2	.000	0	0	0	0.9	0	0	0	0	0	0	0	1.3	
EAST CAROLINA*	2/13		2	0	0	.000	0	0	.000	0	0	.000	0	0	0	0.8	0	0	0	0	0	0	0	1.1	
UTEP*	2/20		1	0	0	.000	0	0	.000	0	0	.000	0	0	0	0.7	0	0	0	0	0	0	0	1.0	
at Marshall*	2/24		1	0	0	.000	0	0	.000	0	0	.000	0	0	0	0.6	0	0	0	1	0	0	0	0.9	
vs. UTEP*	3/10		3	0	0	.000	0	0	.000	0	0	.000	1	0	1	0.7	1	0	0	0	0	0	0	0.8	

**PRESEASON NOTES**

Very gifted athletically who will provide quality depth at the guard position... starred at Lausanne Collegiate School in Memphis, Tenn... member of the school's 1,000-point club... averaged 16.2 points, seven assists, six steals and four rebounds over four seasons.

**CAREER HIGHS**

- Points: 5, vs. Georgetown (12/28/10)
- Rebounds: 5, vs. Georgetown (12/28/10)
- Offensive Rebounds: 1, vs. Marist (12/20/10)
- Defensive Rebounds: 5, vs. Georgetown (12/28/10)
- Assists: 2, vs. Georgetown (12/28/10)
- Steals: 2, vs. Georgetown (12/28/10)
- Blocks: n/a
- FG Made: 1, 3x, last vs. Georgetown (12/28/10)
- FG Attempted: 6, vs. Georgetown (12/28/10)
- 3-pt. FG Made: n/a
- 3-pt. FG Attempted: 3, vs. Georgetown (12/28/10)
- FT Made: 3, vs. Georgetown (12/28/10)
- FT Attempted: 9, vs. Georgetown (12/28/10)
- Minutes Played: 21, vs. Georgetown (12/28/10)

**CAREER STATISTICS**

Year	GP-GS	Min.-Avg.	FG-FGA	Pct.	3P-3PA	Pct.	FT-FTA	Pct.	O-D-T	Avg.	PF-FO	AS	TO	BK	ST	Pts.-Avg
2010-11	12-0	53-4.4	3-11	.273	0-4	.000	4-13	.308	2-6-8	0.8	3-0	3	4	0	3	10-0.8
<b>TOTALS</b>	<b>12-0</b>	<b>53-4.4</b>	<b>3-11</b>	<b>.273</b>	<b>0-4</b>	<b>.000</b>	<b>4-13</b>	<b>.308</b>	<b>2-6-8</b>	<b>0.8</b>	<b>3-0</b>	<b>3</b>	<b>4</b>	<b>0</b>	<b>3</b>	<b>10-0.8</b>



**11**  
**BRITTNEY SCOTT**  
**G • 5-6 • Senior - 3L**  
**Orange, Texas (West Orange Stark HS)**

**SEASON NOTES**

- Became the all-time 3-point shooter in Houston history with treys on her first two attempts at UAB on Jan. 20.
- Has knocked down at least one 3-pointer in 85 games, while scoring in double figures in 70 career games.
- Registered 12 points in Houston's road win over Louisiana Tech, including two free-throws with 1.6 seconds left to ice the contest.
- Handed out a season-high six assists to go with 18 points at Oral Roberts on Nov. 27. Tallied seven-consecutive points down the stretch to help UH hold off a late ORU rally.
- Led the Cougars with a season-high 29 points against Texas A&M-Corpus Christi. Drained a career-best seven 3-pointers on 11 attempts against the Islanders.
- Posted 16 points against both No. 21 Nebraska and Louisville in Las Vegas, going a combined 7-of-16 from 3-point range.
- Led Houston in scoring for fifth-consecutive game against Tulsa with 17 points and a career-high nine rebounds.
- Exploded for 15 second-half points to help lead Houston over UTEP on Jan. 16.
- Rattled off 15 of team-high 20 points in the second half to help Houston pull away in an 81-68 victory over Memphis. Drained three 3-pointers in just over four minutes against the Tigers to ignite a defining 17-4 run.
- Drained two free-throws with 9.0 seconds remaining to ice the game at UCF for the Cougars.
- Posted 14 points and tied a career high with nine boards in Houston's come-from-behind victory against SMU. Down by six with 38 seconds remaining, Scott drained back-to-back 3-pointers as Houston pulled off the miraculous comeback.
- Drained three-first half 3-pointers at Tulane on Feb. 6 for her 200th-career trey. Finished with 19 points against the Green Wave.
- Paced the Cougars with 20 points against East Carolina (2/13/11) off a 7-of-13 effort from the field.
- Led Houston with 23 points against UTEP as the Cougars clinched the C-USA regular season title on Feb. 20.
- Poured in a game-high 24 points against Marshall, highlighted by a 6-of-10 effort from 3-point range.
- Earned first-career C-USA Player of the Week award after posting 28 points with four 3-pointers, including a trey in overtime to lift Houston past Tulane in overtime.
- Went 2-of-21 (10 percent) from the field and 2-of-13 (15 percent) from 3-point range at the C-USA Championship.
- Led Houston in NCAA Tournament First Round against West Virginia with 24 points.

**GAME-BY-GAME STATISTICS**

Opponent	Date	GS	Min	TOTAL			3-PTS			REBOUNDS			PF	FO	A	TO	Blk	Stl	Pts	Avg				
				FG	FGA	Pct	3FG	FGA	Pct	FT	FTA	Pct									Off	Def	Tot	Avg
UT ARLINGTON	11/14	*	31	6	13	.462	4	7	.571	2	2	1.000	0	2	2	2.0	1	0	1	3	0	1	18	18.0
at New Mexico State	11/20	*	38	5	12	.417	2	4	.500	6	8	.750	1	2	3	2.5	1	0	4	4	0	1	18	18.0
at Louisiana Tech	11/23	*	40	3	12	.250	2	6	.333	4	4	1.000	0	3	3	2.7	1	0	3	1	0	2	12	16.0
at Oral Roberts	11/27	*	30	5	14	.357	3	8	.375	5	6	.833	0	3	3	2.8	3	0	6	5	0	2	18	16.5
at TCU	12/2	*	28	3	15	.200	2	10	.200	1	2	.500	2	3	5	3.2	2	0	4	1	0	0	9	15.0
TEXAS A&M-CC	12/5	*	38	10	18	.556	7	11	.636	2	2	1.000	0	2	2	3.0	2	0	3	8	0	3	29	17.3
UTSA	12/7	*	38	3	12	.250	0	3	.000	0	0	.000	1	5	6	3.4	2	0	4	0	1	0	6	15.7
vs. #21 Nebraska	12/18	*	34	6	15	.400	4	10	.400	0	0	.000	2	4	6	3.5	3	0	1	2	0	0	16	15.8
vs. Louisville	12/19	*	32	5	10	.500	3	6	.500	3	3	1.000	0	0	0	3.2	2	0	3	3	0	2	16	16.0
vs. Marist	12/20	*	31	6	15	.400	1	5	.200	6	7	.857	1	1	2	3.2	4	0	1	1	0	1	19	16.1
#18 GEORGETOWN	12/28	*	30	3	11	.273	2	7	.286	1	3	.333	1	1	2	3.1	0	0	1	4	0	2	9	15.5
at Houston Baptist	12/30	*	33	7	15	.467	4	6	.667	5	7	.714	2	3	5	3.3	4	0	4	4	0	3	23	16.1
at Lamar	1/4	*	37	7	17	.412	4	8	.500	1	2	.500	2	2	4	3.3	3	0	2	5	0	2	19	16.3
TULSA*	1/6	*	32	5	9	.556	1	2	.500	6	7	.857	2	7	9	3.7	3	0	1	3	0	3	17	16.4
at SMU*	1/9	*	30	3	9	.333	2	5	.400	4	4	1.000	0	2	2	3.6	3	0	1	1	0	0	12	16.1
SOUTHERN MISS*	1/13	*	30	3	13	.231	1	3	.333	2	4	.500	2	1	3	3.6	2	0	2	2	0	1	9	15.6
at UTEP*	1/16	*	25	4	8	.500	3	7	.429	4	6	.667	0	0	0	3.4	4	0	2	1	0	1	15	15.6
at UAB*	1/20	*	33	3	14	.214	2	8	.250	3	4	.750	1	1	2	3.3	2	0	1	3	0	0	11	15.3
MEMPHIS*	1/23	*	33	6	12	.500	4	8	.500	4	4	1.000	1	4	5	3.4	0	0	2	3	0	0	20	15.6
at UCF*	1/27	*	35	4	11	.364	1	7	.143	5	6	.833	0	0	0	3.2	1	0	3	1	0	3	14	15.5
SMU*	1/30	*	34	4	14	.286	3	7	.429	3	4	.750	5	4	9	3.5	2	0	1	4	0	0	14	15.4
at Tulane*	2/6	*	37	6	13	.462	3	7	.429	4	5	.800	1	1	2	3.4	2	0	3	9	0	2	19	15.6
RICE*	2/10	*	38	5	13	.385	1	3	.333	2	3	.667	0	3	3	3.4	1	0	2	1	0	1	13	15.5
EAST CAROLINA*	2/13	*	33	7	13	.538	3	7	.429	3	4	.750	1	4	5	3.5	2	0	3	3	0	1	20	15.7
at Tulsa*	2/17	*	30	3	14	.214	2	8	.250	2	2	1.000	1	3	4	3.5	0	0	3	3	0	2	10	15.4
UTEP*	2/20	*	35	8	18	.444	3	9	.333	4	4	1.000	1	3	4	3.5	1	0	1	1	1	0	23	15.7
at Marshall*	2/24	*	35	7	15	.467	6	10	.600	4	5	.800	1	5	6	3.6	0	0	3	2	0	1	24	16.0
at Rice*	2/27	*	33	3	10	.300	1	3	.333	6	8	.750	1	1	2	3.5	1	0	2	5	0	2	13	15.9
TULANE*	3/5	*	42	10	21	.476	4	9	.444	4	4	1.000	0	2	2	3.5	1	0	5	0	0	0	28	16.3
vs. UTEP	3/10	*	27	1	13	.076	1	9	.111	3	4	.750	0	1	1	3.4	3	0	0	2	0	0	6	16.0
vs. Tulane	3/11	*	28	1	8	.125	1	4	.250	0	0	.000	0	4	4	3.4	3	0	1	2	0	2	3	15.6
vs. West Virginia	3/20	*	32	6	15	.400	4	10	.400	8	9	.889	0	4	4	3.4	4	0	0	3	0	0	24	15.8

**CAREER NOTES**

Earned All-USA First Team honors this season after wrapping up the regular season as the league's leading scorer (16.3 ppg)... leads team in career games played (122)... has started 93 consecutive contents... tabbed as a preseason All-Conference USA pick after earning second-team honors last season... paced the Cougars during the 2009-10 season with 17.3 points per game... scored 29 points in the WNIT opener at Texas Tech to become the 20th member of the 1,000-point club... holds the all-time Houston 3-point record (226), while ranking second on the UH career charts in free-throw percentage (79.9), third in 3-point percentage (35.2), fifth in made free throws (318) and seventh in career points (1,522).

**CAREER HIGHS**

- Points:** 32, vs. North Texas (12/5/09)
- Rebounds:** 9, 2x, vs. SMU (1/30/11)
- Off. Rebounds:** 5, vs. SMU (1/30/11)
- Def. Rebounds:** 7, 2x, last vs. Tulsa (1/6/11)
- Assists:** 7, 3x, last at UAB (1/24/10)
- Steals:** 5, vs. Memphis (1/18/09)
- Blocks:** 3, at Rice (02/04/10)
- FG Made:** 11, 2x, last vs. North Texas (12/5/09)
- FG Attempted:** 23, at Texas A&M-CC (12/28/09)
- 3-pt. FG Made:** 7, vs. Texas A&M-CC (12/5/10)
- 3-pt. FG Att:** 12, at Texas A&M-CC (12/28/09)
- FT Made:** 13, vs. East Carolina (01/15/10)
- FT Attempted:** 14, vs. East Carolina (01/15/10)
- Minutes Played:** 43, vs. ECU (1/15/10)

**CAREER STATISTICS**

Year	GP-GS	Min.-Avg.	FG-FGA	Pct.	3P-3PA	Pct.	FT-FTA	Pct.	O-D-T	Avg.	PF-FO	AS	TO	BK	ST	Pts.-Avg
2007-08	29-0	293-10.1	28-98	.286	9-33	.273	24-32	.750	9-23-32	1.1	38-0	21	38	1	15	89-3.1
2008-09	29-29	881-30.4	129-324	.398	49-148	.331	65-83	.783	29-57-86	3.0	51-0	64	79	1	35	372-12.8
2009-10	32-32	1043-32.6	174-479	.363	84-244	.344	122-150	.813	30-102-132	4.1	70-1	70	77	5	39	554-17.3
2010-11	32-32	1062-33.2	158-422	.374	84-217	.387	107-133	.805	29-81-110	3.4	63-0	73	90	2	38	507-15.8
<b>TOTALS</b>	<b>122-93</b>	<b>3279-26.9</b>	<b>488-1317</b>	<b>.371</b>	<b>226-642</b>	<b>.352</b>	<b>318-398</b>	<b>.799</b>	<b>97-263-360</b>	<b>3.0</b>	<b>222-1</b>	<b>223</b>	<b>284</b>	<b>9</b>	<b>127</b>	<b>1522-12.5</b>



**12**  
**MEGAN WORKMAN**  
 G/F • 5-10 • Sophomore - 1L  
 Bowie, Texas (Bowie HS)

**SEASON NOTES**

- Saw action in Houston's season-opening win over UT Arlington, converting two free-throws and pulling down two offensive rebounds in nine minutes.
- Saw action against Louisville and Marist at the Duel in the Desert Tournament, scoring a point and pulling down two rebounds in only 1+ minute of action.
- Saw a season-high 10 minutes of action against Georgetown.
- Sank first 3-pointer of the season in Houston's win over Houston Baptist on Dec. 30.
- Drained a 3-pointer in Houston's win over Tulsa on Jan. 6.

**GAME-BY-GAME STATISTICS**

Opponent	Date	GS	Min	TOTAL			3-PTS			REBOUNDS														
				FG	FGA	Pct	3FG	FGA	Pct	FT	FTA	Pct	Off	Def	Tot	Avg	PF	FO	A	TO	Blk	Stl	Pts	Avg
UT ARLINGTON	11/14		9	0	2	.000	0	1	.000	2	2	1.000	2	0	2	2.0	3	0	0	0	0	0	2	2.0
at New Mexico State	11/20		1	0	0	.000	0	0	.000	0	0	.000	0	1	1	1.5	0	0	0	1	0	0	1.0	
vs. Louisville	12/19		0+	0	1	.000	0	0	.000	1	2	.500	0	0	0	1.1	0	0	0	0	0	1	1.0	
vs. Marist	12/20		1	0	1	.000	0	1	.000	0	0	.000	1	1	2	1.3	0	0	0	0	0	0	0.8	
#18 GEORGETOWN	12/28		10	0	1	.000	0	1	.000	0	0	.000	1	0	1	1.2	1	0	0	2	0	0	0.6	
at Houston Baptist	12/30		9	1	2	.500	1	2	.500	0	0	.000	0	1	1	1.2	1	0	0	0	1	3	1.0	
TULSA*	1/6		5	1	1	.1000	1	1	1.000	0	0	.000	1	0	1	1.1	1	0	0	1	0	3	1.3	
SOUTHERN MISS*	1/13		4	0	0	.000	0	0	.000	0	2	.000	0	1	1	1.1	1	0	0	0	1	0	1.1	
MEMPHIS*	1/23		1	0	0	.000	0	0	.000	0	0	.000	0	0	0	1.0	0	0	0	0	0	0	1.0	
EAST CAROLINA*	2/13		3	0	0	.000	0	0	.000	0	0	.000	0	0	0	0.9	0	0	0	0	0	0	0.9	
at Tulsa*	2/17		2	0	0	.000	0	0	.000	0	0	.000	0	0	0	0.8	0	0	0	0	0	0	0.8	
at UTEP*	2/20		1	0	0	.000	0	0	.000	0	0	.000	0	0	0	0.8	1	0	0	0	0	0	0.8	
at Marshall*	2/24		2	0	0	.000	0	0	.000	0	0	.000	0	0	0	0.7	1	0	0	0	0	0	0.7	

**CAREER HIGHS**

- Points: 9, vs. Texas State (11/28/09)
- Rebounds: 2, 2x, last vs. UT Arlington (11/14/10)
- Offensive Rebounds: 2, vs. UT Arlington (11/14/10)
- Defensive Rebounds: 1, 5x, last vs. Marist (12/20/10)
- Assists: n/a
- Steals: 2, vs. Rice (03/04/10)
- Blocks: n/a
- FG Made: 4, vs. Texas State (11/28/09)
- FG Attempted: 6, vs. Texas State (11/28/09)
- 3-pt. FG Made: 1, 3x, last vs. Tulsa (1/6/11)
- 3-pt. FG Attempted: 3, 3x, last v s. Rice (03/04/10)
- FT Made: 2, vs. UT Arlington (11/14/10)
- FT Attempted: 4, at Rice (02/04/10)
- Minutes Played: 10, vs. Georgetown (12/28/10)

**CAREER NOTES**

Workman returns for her second season at UH... played in 11 games as a reserve last season, totaling 45 minutes (4.1 mpg)... named to the C-USA Commissioner's Honor Roll.

**CAREER STATISTICS**

Year	GP-GS	Min.-Avg.	FG-FGA	Pct.	3P-3PA	Pct.	FT-FTA	Pct.	O-D-T	Avg.	PF-FO	AS	TO	BK	ST	Pts.-Avg
2009-10	11-0	45-4.1	6-17	.353	1-9	.111	2-7	.286	6-5-11	1.0	10-0	0	4	0	2	15-1.4
2010-11	13-0	48-3.7	2-8	.250	2-6	.333	3-6	.500	5-4-9	0.7	9-0	0	4	0	2	9-0.7
<b>TOTALS</b>	<b>24-0</b>	<b>93-3.9</b>	<b>8-25</b>	<b>.320</b>	<b>3-15</b>	<b>.200</b>	<b>5-13</b>	<b>.385</b>	<b>11-9-20</b>	<b>0.8</b>	<b>19-0</b>	<b>0</b>	<b>8</b>	<b>0</b>	<b>4</b>	<b>24-1.0</b>



**20**  
**PORSCHE LANDRY**  
 G • 5-5 • Junior - 2L  
 Houston, Texas (Madison HS)

**GAME-BY-GAME STATISTICS**

Opponent	Date	GS	Min	TOTAL			3-PTS			REBOUNDS										Pts	Avg			
				FGA	Pct	3FG	FGA	Pct	FT	FTA	Pct	Off	Def	Tot	Avg	PF	FO	A	TO			Blk	Stl	
UT ARLINGTON	11/14	*	31	7	16	.438	1	3	.333	0	0	.000	0	1	1	4.0	2	0	1	3	0	0	8	11.5
at New Mexico State	11/20	*	15	4	7	.571	0	1	.000	0	0	.000	0	1	1	4.0	2	0	1	3	0	0	8	11.5
at Louisiana Tech	11/23	*	34	7	17	.412	3	4	.750	3	6	.500	0	0	0	2.7	2	0	3	3	1	2	20	14.3
at Oral Roberts	11/27	*	37	10	14	.714	3	4	.750	8	9	.889	0	2	2	2.5	3	0	5	5	0	4	31	18.5
at TCU	12/2	*	33	5	19	.263	1	7	.143	2	3	.667	4	1	5	3.0	4	0	5	2	0	1	13	17.4
TEXAS A&M-CC	12/5	*	31	3	13	.231	1	4	.250	8	8	1.000	2	2	4	3.2	3	0	7	3	0	2	15	17.0
UTSA	12/7	*	32	7	15	.467	0	1	.000	4	4	1.000	1	3	4	3.3	2	0	5	3	1	3	18	17.1
vs. #21 Nebraska	12/18	*	24	7	11	.636	0	0	.000	7	10	.700	0	4	4	3.4	4	0	5	2	0	3	21	17.5
vs. Louisville	12/19	*	31	6	14	.429	1	2	.500	8	10	.800	0	4	4	3.5	3	0	5	2	0	2	21	17.8
vs. Marist	12/20	*	21	3	11	.273	0	1	.000	4	5	.800	0	2	2	3.3	4	0	1	0	0	0	10	17.2
#18 GEORGETOWN	12/28	*	20	1	4	.250	0	1	.000	0	1	.000	1	2	3	3.3	4	0	0	6	1	1	2	15.8
at Houston Baptist	12/30	*	17	7	14	.500	1	2	.500	2	2	1.000	2	0	2	3.2	3	0	4	4	0	2	17	15.9
at Lamar	1/4	*	28	3	11	.273	0	0	.000	2	2	1.000	1	0	1	3.0	5	1	5	6	0	0	8	15.3
TULSA*	1/6	*	27	5	12	.417	1	2	.500	2	3	.667	0	7	7	3.3	3	0	4	5	0	0	13	15.1
at SMU*	1/9	*	29	3	10	.300	0	1	.000	10	13	.769	1	2	3	3.3	3	0	5	7	0	2	16	15.2
SOUTHERN MISS*	1/13	*	32	3	13	.231	0	2	.000	4	6	.667	2	2	4	3.3	3	0	6	5	0	0	10	14.9
at UTEP*	1/16	*	31	4	8	.500	2	3	.667	2	2	1.000	0	1	1	3.2	2	0	4	4	0	4	12	14.7
at UAB*	1/20	*	32	9	14	.643	4	4	1.000	2	2	1.000	1	3	4	3.2	3	0	2	3	1	2	24	15.2
MEMPHIS*	1/23	*	23	5	10	.500	0	2	.000	0	0	.000	2	3	5	3.3	4	0	4	6	0	1	10	14.9
at UCF*	1/27	*	30	6	11	.545	0	1	.000	5	6	.833	0	1	1	3.2	5	1	3	6	1	1	17	15.1
at Tulane*	2/6	*	35	7	15	.467	0	2	.000	6	7	.857	1	4	5	3.2	5	1	5	4	0	4	20	15.3
RICE*	2/10	*	27	10	17	.588	0	1	.000	2	5	.400	1	2	3	3.2	2	0	1	2	0	2	22	15.6
EAST CAROLINA*	2/13	*	36	6	19	.316	2	5	.400	2	6	.333	2	5	7	3.4	3	0	5	3	0	1	16	15.6
at Tulsa*	2/17	*	29	4	6	.667	0	0	.000	1	1	1.000	1	5	6	3.5	1	0	3	5	0	3	9	15.4
UTEP*	2/20	*	30	4	10	.400	1	4	.250	1	2	.500	1	2	3	3.5	4	0	6	4	2	2	10	15.2
at Marshall*	2/24	*	35	6	11	.545	0	1	.000	3	4	.750	1	2	3	3.4	3	0	6	2	0	1	15	15.1
at Rice*	2/27	*	35	6	17	.353	0	0	.000	6	7	.857	1	3	4	3.5	5	1	3	3	0	1	18	15.3
TULANE*	3/5	*	29	2	15	.133	0	0	.000	1	2	.500	0	1	1	3.4	3	0	1	6	0	3	5	14.9
vs. UTEP*	3/10	*	39	5	11	.455	0	0	.000	3	4	.750	2	1	3	3.4	3	0	6	3	0	1	13	14.8
vs. Tulane*	3/11	*	34	9	20	.450	2	5	.400	0	2	.000	2	2	4	3.4	4	0	6	5	0	1	20	15.0
vs. West Virginia*	3/20	*	33	3	9	.333	1	2	.500	2	2	1.000	0	2	2	3.3	4	0	5	5	0	0	9	14.8

**SEASON NOTES**

- Entered season as a 29-percent 3-point shooter (24-of-84), but has shot 35 percent (22-of-63) from beyond the arc this year.
- Has scored in double figures in 24 of the 30 contests this season after double-digit performances in 14 and nine games, respectively, the last two seasons.
- Named C-USA Player of the Week on Nov. 29 for her road performances against Louisiana Tech and Oral Roberts.
- Sparked Houston's late rally at Louisiana Tech, nailing back-to-back 3-pointers en route to a team-high 20 points.
- Went off for a career-high 31 points to go with five assists and four steals at Oral Roberts. Was 10-of-14 from the field, including three treys, and 8-of-9 from the free-throw line against the Golden Eagles.
- Earned C-USA Player of the Week honors for the second time after posting 21.0 points, 5.0 assists and 4.0 rebounds during the first two games of the Duel in the Desert Tournament against No. 21 Nebraska and Louisville.
- Posted 15 points and tied a career high with seven assists in the season opener against UTA.
- Chipped in 15 points and tied a career high with seven assists against Texas A&M-Corpus Christi.
- Came off the bench to score 17 points with four assists at Houston Baptist after battling illness for much of the day.
- Rattled off back-to-back 3-pointers with less than five minutes to play to lead Houston to a road victory over UTEP on Jan. 16.
- Went off for 19 of her 24 points in the second half at UAB to lead Houston to a come-from-behind victory. Was a perfect 4-of-4 from 3-point range against the Blazers.
- Led the Cougars at UCF with 17 points off 6-of-11 shooting from the field.
- Paced Houston with 16 points and five steals as the Cougars pulled off a miraculous comeback against SMU on Jan. 30. With Houston up by three points, Landry stole the inbounds pass and drained both free-throws with seven seconds remaining to ice the contest.
- Went off for 20 of her game-high 22 points in the second half of Houston's 71-51 victory over Rice.
- Handed out 300th-career assist at Tulsa on Feb. 17.
- Became 21st member of 1,000 point club with game-high 20 points against Tulane on March 11 in C-USA semifinals.

**CAREER HIGHS**

- Points: 31, at Oral Roberts (11/27/10)
- Rebounds: 7, 4x, last vs. East Carolina (2/13/11)
- Off. Rebounds: 4, 2x, last at TCU (12/2/10)
- Def. Rebounds: 7, 2x, last vs. Tulsa (1/6/11)
- Assists: 9, 3x, last at Southern Miss (02/18/10)
- Steals: 5, 3x, last vs. SMU (1/30/11)
- Blocks: 2, vs. UTEP (2/20/11)
- FG Made: 10, 2x, vs. Rice (2/10/11)
- FG Attempted: 20, vs. Tulane (3/11/11)
- 3-pt. FG Made: 4, at UAB (1/20/10)
- 3-pt. FG Att.: 7, at TCU (12/2/10)
- FT Made: 10, at SMU (1/9/11)
- FT Attempted: 13, at SMU (1/9/11)
- Minutes Played: 39, at Texas A&M-CC (12/28/09)

**CAREER NOTES**

Named to All-C-USA First Team this season... has started in 88 of the 92 career games played... holds career averages of 11.0 points and 3.6 assists per game... became 21st member of Houston's 1,000-point club against Tulane on March 11, 2011... one of only four players all-time at Houston with 1,000 points and 300 assists in a career... currently ranks fifth in school history in assists (335) and seventh in 3-point percentage (31.8).

**LANDRY'S CAREER STATISTICS**

Year	GP-GS	Min.-Avg.	FG-FGA	Pct.	3P-3PA	Pct.	FT-FTA	Pct.	O-D-T	Avg.	PF-FO	AS	TO	BK	ST	Pts.-Avg
2008-09	29-28	697-24.0	92-209	.440	6-29	.207	44-67	.657	28-51-79	2.7	61-3	78	111	2	52	234-8.1
2009-10	31-29	871-28.1	118-291	.405	18-55	.327	53-82	.646	32-57-89	2.9	87-4	128	102	4	47	307-9.9
2010-11	32-31	955-29.8	171-407	.420	25-70	.357	107-141	.759	30-77-107	3.3	103-4	129	128	8	58	474-14.8
TOTALS	92-88	2523-27.4	381-907	.420	49-154	.318	204-290	.703	90-185-275	3.0	249-11	335	341	14	157	1015-11.0



**22**  
**ROXANA BUTTON**  
**G • 5-9 • Junior - 2L**  
**Coppell, Texas (Coppell HS)**

**SEASON NOTES**

- Named to Capital One Academic All-District Second Team for second-straight season on Feb 3.
- Also named to C-USA All-Academic Team for second-consecutive year.
- Played 25 minutes in Houston's season-opening win over UT Arlington, scoring 11 points, highlighted by an 8-of-10 performance from the free-throw line.
- Played key role in Houston's victory at New Mexico State, posting 17 points and four rebounds. Tied a career high with four treys on six attempts and sparked a key 24-6 run to end the first half with back-to-back 3-pointers against the Aggies.
- One of three Cougars to score in double figures at TCU with 12 points off a 3-of-9 effort from beyond the arc.
- Went 3-of-6 from the field for seven points against No. 21 Nebraska.
- Posted fourth double-digit scoring performance of the season with 10 points in 25 minutes of play at Houston Baptist.
- Tallied eight points and a season-high five rebounds at Lamar.
- Posted eight points off a 2-of-2 effort from 3-point range at SMU.
- Went a combined 6-of-7 from the field in back-to-back contests against UAB and Memphis.
- Scored nine first-half point at Tulsa on Feb. 17. Knocked down first 3-pointer in last five games and pulled down a season-high five rebounds.
- Broke six-game drought with 3-pointer against Tulane in C-USA semifinals.

**GAME-BY-GAME STATISTICS**

Opponent	Date	GS	Min	TOTAL			3-PTS			REBOUNDS			PF	FO	A	TO	Blk	Stl	Pts	Avg				
				FG	FGA	Pct	3FG	FGA	Pct	FT	FTA	Pct									Off	Def	Tot	Avg
UT ARLINGTON	11/14		25	1	7	.143	1	5	.200	8	10	.800	0	2	2	2.0	1	0	2	0	1	11	11.0	
at New Mexico State	11/20		31	6	10	.600	4	6	.667	1	4	.250	1	3	4	3.0	1	0	1	1	0	17	14.0	
at Louisiana Tech	11/23		14	1	3	.333	0	2	.000	0	0	.000	0	2	2	2.7	0	0	0	1	0	2	10.0	
at Oral Roberts	11/27		17	2	5	.400	1	3	.333	1	2	.500	0	1	1	2.3	0	0	1	1	0	6	9.0	
at TCU	12/2		21	4	11	.364	3	9	.333	1	2	.500	2	0	2	2.2	0	0	0	2	0	1	12	9.6
TEXAS A&M-CC	12/5		17	1	3	.333	0	1	.000	0	0	.000	0	1	1	2.0	2	0	1	3	0	2	8.3	
UTSA	12/7		17	2	5	.400	1	2	.500	2	2	1.000	0	4	4	2.3	1	0	1	0	0	1	7	8.1
vs. #21 Nebraska	12/18		17	3	6	.500	1	4	.250	0	1	.000	2	2	4	2.5	0	0	1	0	0	7	7.8	
vs. Louisville	12/19		19	1	4	.250	1	2	.500	1	2	.500	0	1	1	2.3	0	0	1	0	0	4	7.5	
vs. Marist	12/20		12	1	1	1.000	1	1	1.000	1	2	.500	0	2	2	2.3	0	0	2	0	0	4	7.2	
#18 GEORGETOWN	12/28		14	1	8	.125	1	5	.200	3	4	.750	0	0	0	2.1	1	0	0	1	0	0	6	7.1
at Houston Baptist	12/30	*	25	4	9	.444	0	4	.000	2	2	1.000	0	1	1	2.0	0	0	2	1	0	10	7.3	
at Lamar	1/4		25	2	6	.333	2	4	.500	2	2	1.000	2	3	5	2.2	3	0	1	1	0	8	7.4	
TULSA*	1/6		12	1	3	.333	1	2	.500	1	2	.500	0	0	0	2.1	0	0	0	2	0	1	4	7.1
at SMU*	1/9		19	2	3	.667	2	2	1.000	1	2	.500	0	1	1	2.0	0	0	0	1	1	2	7	7.1
SOUTHERN MISS*	1/13		20	2	8	.250	0	2	.000	4	4	1.000	2	1	3	2.1	2	0	0	0	0	1	8	7.2
at UTEP*	1/16		22	1	4	.250	1	3	.333	2	2	1.000	0	1	1	2.0	0	0	2	1	0	0	5	7.1
at UAB*	1/20		11	3	4	.750	0	1	.000	0	0	.000	0	0	0	1.9	0	0	1	0	0	6	7.0	
MEMPHIS*	1/23		14	3	3	1.000	2	2	1.000	1	2	.500	0	1	1	1.9	1	0	1	1	0	1	9	7.1
at UCF*	1/27		14	2	4	.500	1	2	.500	0	2	.000	1	2	3	2.0	0	0	0	1	0	5	7.0	
SMU*	1/30		9	0	4	.000	0	3	.000	0	0	.000	0	1	1	1.9	0	0	0	0	0	0	6.7	
at Tulane*	2/6		11	0	1	.000	0	1	.000	3	4	.750	0	1	1	1.9	1	0	0	2	0	0	3	6.5
RICE*	2/10		8	1	2	.500	0	1	.000	0	2	.000	0	1	1	1.8	2	0	0	1	0	0	2	6.4
EAST CAROLINA*	2/13		12	1	4	.250	0	0	.000	1	1	1.000	0	0	0	1.8	0	0	0	1	0	1	3	6.2
at Tulsa*	2/17		22	3	9	.333	1	4	.250	2	2	1.000	1	4	5	1.9	0	0	1	0	0	1	9	6.3
UTEP*	2/20		15	1	3	.333	0	0	.000	0	0	.000	0	2	2	1.9	2	0	1	1	0	1	2	6.1
at Marshall*	2/24		8	1	2	.500	0	1	.000	1	2	.500	0	0	0	1.8	3	0	0	2	0	0	3	6.0
at Rice*	2/27		13	0	0	.000	0	0	.000	2	3	.667	0	2	2	1.8	1	0	0	1	0	0	2	5.9
TULANE*	3/5		6	0	1	.000	0	1	.000	1	2	.500	0	1	1	1.8	0	0	0	0	0	0	1	5.7
vs. UTEP	3/10		10	0	1	.000	0	1	.000	0	0	.000	0	0	0	1.7	0	0	0	1	0	0	5.5	
vs. Tulane	3/11		10	1	3	.333	1	1	1.000	0	0	.000	0	0	0	1.7	0	0	0	0	0	3	5.4	
vs. West Virginia	3/20		10	0	0	.000	0	0	.000	0	0	.000	0	2	2	1.7	2	0	0	0	0	0	5.3	

**CAREER HIGHS**

- Points:** 21, vs. Texas State (11/28/09)
- Rebounds:** 6, vs. North Texas (12/5/10)
- Off. Rebounds:** 2, many times, last at Lamar (1/4/11)
- Def. Rebounds:** 5, at UTA (11/17/09)
- Assists:** 4, 3x, last vs. Delaware (11/27/09)
- Steals:** 3, 5x, last at North Texas (12/5/09)
- Blocks:** 1, 2x, last at SMU (1/9/11)
- FG Made:** 8, vs. SE Louisiana (11/14/08)
- FG Attempted:** 15, vs. Buffalo (12/21/08)
- 3-pt. FG Made:** 4, 2x, last at NMSU (11/20/10)
- 3-pt. FG Att:** 9, at TCU (12/2/10)
- FT Made:** 10, vs. Cal Poly (12/14/08)
- FT Attempted:** 13, vs. Cal Poly (12/14/08)
- Minutes Played:** 40, vs. Marshall (11/17/10)

**CAREER NOTES**

Button returns for her junior season at Houston... has played in all 93 games of career with 31 starts... earned numerous academic awards, including Capital One Academic All-District Second Team and C-USA All-Academic honors for two-straight seasons... currently ranks second all-time at Houston in 3-point field-goal percentage (36.0) and fifth in free-throw percentage (74.4)... holds career averages of 7.0 points and 2.0 rebounds per game.

**CAREER STATISTICS**

Year	GP-GS	Min.-Avg.	FG-FGA	Pct.	3P-3PA	Pct.	FT-FTA	Pct.	O-D-T	Avg.	PF-FO	AS	TO	BK	ST	Pts.-Avg
2008-09	29-13	670-23.1	76-208	.365	29-79	.367	63-79	.797	16-46-62	2.1	45-0	35	55	0	22	244-8.4
2009-10	32-17	780-24.4	79-207	.382	33-88	.375	50-65	.769	14-56-70	2.2	49-0	26	37	1	23	241-7.5
2010-11	32-1	502-15.7	51-137	.372	25-75	.333	41-63	.651	12-42-54	1.7	23-0	19	26	1	15	168-5.3
<b>TOTALS</b>	<b>93-31</b>	<b>1950-21.0</b>	<b>206-552</b>	<b>.373</b>	<b>87-242</b>	<b>.360</b>	<b>154-207</b>	<b>.744</b>	<b>41-144-185</b>	<b>2.0</b>	<b>115-0</b>	<b>80</b>	<b>118</b>	<b>2</b>	<b>60</b>	<b>653-7.0</b>





**24**  
**COURTNEY TAYLOR**  
**F • 6-0 • Senior - 3L**  
**Crockett, Texas (Crockett HS)**

**GAME-BY-GAME STATISTICS**

Opponent	Date	GS	Min	TOTAL			3-PTS			REBOUNDS			PF	FO	A	TO	Blk	Stl	Pts	Avg				
				FG	FGA	Pct	3FG	FGA	Pct	FT	FTA	Pct									Off	Def	Tot	Avg
UT ARLINGTON	11/14	*	23	6	10	.600	0	0	.000	6	8	.750	4	6	10	10.0	1	0	1	0	1	1	18	18.0
at New Mexico State	11/20	*	31	8	13	.615	0	0	.000	2	2	1.000	3	9	12	11.0	3	0	3	1	0	2	18	18.0
at Louisiana Tech	11/23	*	36	8	16	.500	0	1	.000	3	4	.750	0	11	11	11.0	1	0	2	2	1	3	19	18.3
at Oral Roberts	11/27	*	39	10	18	.556	0	2	.000	3	5	.600	6	11	17	12.5	4	0	1	1	4	2	23	19.5
at TCU	12/2	*	37	5	13	.385	0	2	.000	3	5	.600	4	10	14	12.8	2	0	1	3	0	4	13	18.2
TEXAS A&M-CC	12/5	*	23	3	7	.429	0	1	.000	3	6	.500	2	7	9	12.2	4	0	1	0	0	1	9	16.7
UTSA	12/7	*	37	10	16	.625	1	3	.333	3	4	.750	4	10	14	12.4	2	0	3	5	2	5	24	17.7
vs. #21 Nebraska	12/18	*	37	3	8	.375	0	2	.000	5	9	.556	5	7	12	12.3	0	0	2	1	2	2	11	17.2
vs. Louisville	12/19	*	35	5	9	.556	2	3	.667	1	2	.500	2	4	6	11.7	2	0	2	1	2	3	13	16.5
vs. Marist	12/20	*	35	3	12	.250	0	2	.000	4	8	.500	4	8	12	11.7	1	0	1	1	1	1	10	15.8
#18 GEORGETOWN	12/28	Did not play due to injury																						
at Houston Baptist	12/30	Did not play due to injury																						
at Lamar	1/4	Did not play due to injury																						
TULSA*	1/6	*	20	6	8	.750	0	0	.000	4	5	.800	3	5	8	11.4	0	0	2	1	0	1	16	15.8
at SMU*	1/9	*	38	6	13	.462	0	2	.000	6	7	.857	3	10	13	11.5	3	0	1	5	1	3	18	16.0
SOUTHERN MISS*	1/13	*	33	6	9	.667	0	1	.000	8	10	.800	2	10	12	11.5	2	0	3	1	1	2	20	16.3
at UTEP*	1/16	*	36	6	16	.375	0	0	.000	6	6	1.000	3	9	12	11.6	2	0	0	2	0	1	18	16.4
at UAB*	1/20	*	32	5	13	.385	0	1	.000	2	4	.500	3	11	14	11.7	3	0	1	2	3	2	12	16.1
MEMPHIS*	1/23	*	38	6	9	.667	0	1	.000	7	8	.875	2	7	9	11.6	1	0	6	3	2	4	19	16.3
at UCF*	1/27	*	36	3	9	.333	0	0	.000	4	4	1.000	2	10	12	11.6	2	0	0	2	2	2	10	15.9
SMU*	1/30	*	36	6	13	.462	0	1	.000	1	3	.333	5	9	14	11.7	2	0	2	1	1	2	13	15.8
at Tulane*	2/6	*	30	8	12	.667	0	0	.000	5	6	.833	4	14	18	12.1	3	0	2	3	2	3	21	16.1
RICE*	2/10	*	29	3	9	.333	1	1	1.000	2	2	1.000	2	6	8	11.9	2	0	0	0	0	2	9	15.7
EAST CAROLINA*	2/13	*	16	1	4	.250	0	1	.000	4	4	1.000	1	6	7	11.6	4	0	2	0	0	2	6	15.2
at Tulsa*	2/17	*	30	3	6	.500	0	0	.000	6	7	.857	2	10	12	11.6	2	0	4	1	3	1	12	15.1
UTEP*	2/20	*	25	5	13	.385	1	1	1.000	10	12	.833	4	7	11	11.6	4	0	1	1	3	2	18	15.3
at Marshall*	2/24	*	32	4	9	.444	1	1	1.000	3	4	.750	2	8	10	11.5	0	0	1	1	2	2	12	15.2
at Rice*	2/27	*	35	10	14	.714	2	2	1.000	2	2	1.000	1	7	8	11.4	3	0	2	1	5	3	24	15.6
TULANE*	3/5	*	39	8	12	.667	2	2	1.000	6	8	.750	5	9	14	11.5	2	0	0	2	1	1	24	15.9
vs. UTEP*	3/10	*	38	8	16	.500	1	3	.333	5	9	.556	2	8	10	11.4	2	0	1	3	2	1	22	16.1
vs. Tulane*	3/11	*	16	2	6	.333	0	1	.000	0	0	.000	2	7	9	11.4	5	1	1	2	2	0	4	15.7
vs. West Virginia*	3/20	*	26	6	13	.462	1	2	.500	4	6	.667	2	2	4	11.1	3	0	2	0	0	0	17	15.7

**CAREER NOTES**

Named C-USA Player of the Year for the second-consecutive season, while also being named the league's Defensive Player of the Year... also earned All-C-USA First Team honors for the third-straight season... a three-time C-USA All-Defensive Team member... averaged 15.1 points and 10.0 rebounds a year ago... holds the all-time UH double-doubles record with 60... only the second player at Houston, and sixth in C-USA history, to post 1,000 points and 1,000 rebounds in her career... set the all-time Houston rebounds record (1,012) at UAB on Jan. 20... currently ranks fifth in UH history with 1,684 points.

**SEASON NOTES**

- Tabbed to repeat as the Conference USA Player of the Year.
- Grabbed 1,012th-career rebound at UAB to set all-time Houston record.
- Named the C-USA Co-Player of the Week after posting 18 points and 10 rebounds in the season-opening win over UTA.
- Earned second C-USA Player of the Week nod on Dec. 13 after posting 24 points and 14 rebounds against UTSA.
- Earned third C-USA Player of the Week award after averaging 19.0 points and 12.0 rebounds in wins over Southern Miss and UTEP.
- Collected fourth C-USA Player of the Week award on Feb. 7 after posting 21 points and 18 rebounds at Tulane.
- Earned fifth weekly honor on Feb. 28 after averaging 18.0 points, 9.0 rebounds and 3.5 blocks against Marshall and Rice.
- Registered 50th-career double-double against Southern Miss on Jan. 13 with 20 points and 12 rebounds.
- Grabbed 1,000th-career rebound against UTEP on Jan. 16. Posted 18 points and 12 boards against the Miners.
- Tallied 19 points and 11 rebounds at Louisiana Tech. Scored nine of the final 12 points to lift Houston to the come-from-behind win against the Lady Techsters.
- Posted 23 points and a season-high 17 rebounds at Oral Roberts.
- Posted two double-doubles at the Duel in the Desert Tournament in Las Vegas.
- Missed the Georgetown, Houston Baptist and Lamar contests due to injury.
- Returned to the lineup against Tulsa, scoring 16 points with eight rebounds in only 20 minutes.
- Posted ninth double-double of the season with 18 points and 13 boards to help lead Houston past SMU on Jan. 9.
- Notched 13th double-double of the season with 10 points and 12 boards at UCF. Drained two free-throws with 24.0 seconds remaining to give the Cougars the go-ahead points.
- Tied for fourth in C-USA history with 54th-career double-double against SMU on Jan. 30 (13 points, 14 rebounds).
- Registered 16th double-double of the season at Tulsa with 12 points and 12 boards.
- Posted 18 points and 10 rebounds in the second half for totals of 21 points and 11 boards in Houston's C-USA regular season title-clinching win over UTEP.
- Moved into second place in C-USA history with 60th-career double-double against UTEP in the C-USA quarterfinals (22 points, 10 rebounds).
- Held to fourth-lowest output in career (4 points) and fouled out for only third time in career and first time since Dec. 28, 2008, in C-USA semifinals against Tulane.

**CAREER HIGHS**

- Points:** 31, vs. Tulsa (1/28/10)
- Rebounds:** 19, 2x, last vs. Tulane (2/27/10)
- Off. Rebounds:** 7, 2x, last vs. Cal Poly (12/14/08)
- Def. Rebounds:** 15, 2x, last vs. Tulane (2/27/10)
- Assists:** 6, vs. Memphis (1/23/11)
- Steals:** 9, vs. SMU (2/20/09)
- Blocks:** 6, vs. Texas Southern (12/5/09)
- FG Made:** 11, 2x, last vs. UTEP (1/10/10)
- FG Attempted:** 19, 3x, last vs. UTEP (2/14/09)
- 3-pt. FG Made:** 3, 2x, last at Southern Miss (2/15/10)
- 3-pt. FG Att.:** 3, 5x, last vs. UTSA (12/7/10)
- FT Made:** 10, vs. UTEP (2/20/11)
- FT Attempted:** 12, 2x, last vs. UTEP (2/20/11)
- Minutes Played:** 42, vs. ECU (1/15/10)

**CAREER STATISTICS**

Year	GP-GS	Min.-Avg.	FG-FGA	Pct.	3P-3PA	Pct.	FT-FTA	Pct.	O-D-T	Avg.	PF-FO	AS	TO	BK	ST	Pts.-Avg
2007-08	29-25	693-23.9	116-243	.477	1-7	.143	61-93	.656	86-163-249	8.6	58-1	32	31	17	29	294-10.1
2008-09	29-29	960-33.1	177-379	.467	10-24	.417	117-173	.676	85-208-293	10.1	77-1	54	57	49	66	481-16.6
2009-10	30-29	964-32.1	177-356	.497	15-46	.326	84-136	.618	89-212-301	10.0	56-0	45	67	33	59	453-15.1
2010-11	29-29	918-31.7	163-326	.500	12-36	.333	118-160	.738	84-238-322	11.1	65-1	48	46	43	58	456-15.7
<b>TOTALS</b>	<b>117-112</b>	<b>3535-30.2</b>	<b>633-1304</b>	<b>.485</b>	<b>39-113</b>	<b>.345</b>	<b>380-562</b>	<b>.676</b>	<b>344-822-1165</b>	<b>10.0</b>	<b>256-3</b>	<b>179</b>	<b>201</b>	<b>142</b>	<b>212</b>	<b>1684-14.4</b>



**25**  
**MAE WOODS**  
**C • 6-4 • Freshman - HS**  
**Maple Ridge, British Columbia**  
**(Maple Ridge Secondary School)**

**SEASON NOTES**

- Made collegiate debut in Houston's season-opening victory over UT Arlington, posting six points and two offensive rebounds in nine minutes of action.
- Logged nine minutes at New Mexico State, posting three points and two rebounds.
- Played seven minutes at Louisiana Tech, adding two points and two rebounds.
- Missed the Oral Roberts contest on Nov. 27 due to injury.
- Pulled down a season-best eight rebounds to go with two points in Houston's win at Houston Baptist on Dec. 30.
- Tied career high with six first-half points at Lamar on Jan. 4.
- Knocked down first field goal in last seven contests at Tulane on Feb. 6.
- Drained first-career 3-pointer against East Carolina on Feb. 13.

**GAME-BY-GAME STATISTICS**

Opponent	Date	GS	Min	TOTAL			3-PTS			REBOUNDS														
				FG	FGA	Pct	3FG	FGA	Pct	FT	FTA	Pct	Off	Def	Tot	Avg	PF	FO	A	TO	Blk	Stl	Pts	Avg
UT ARLINGTON	11/14		9	3	9	.333	0	0	.000	0	0	.000	2	0	2	2.0	5	1	1	1	0	0	6	6.0
at New Mexico State	11/20		9	1	2	.500	0	0	.000	1	3	.333	2	0	2	2.0	1	0	0	2	0	0	3	4.5
at Louisiana Tech	11/23		7	1	2	.500	0	0	.000	0	0	.000	1	1	2	2.0	0	0	0	0	0	0	2	3.7
at TCU	12/2		7	0	0	.000	0	0	.000	0	0	.000	0	0	0	1.5	0	0	0	0	0	0	0	2.8
TEXAS A&M-CC	12/5		6	1	2	.500	0	1	.000	0	0	.000	1	0	1	1.4	2	0	0	1	0	0	2	2.6
UTSA	12/7		3	0	0	.000	0	0	.000	0	0	.000	1	0	1	1.3	1	0	0	1	0	0	0	2.2
vs. #21 Nebraska	12/18		2	0	0	.000	0	0	.000	0	0	.000	0	0	0	1.0	1	0	0	1	0	0	0	1.9
vs. Louisville	12/19		3	0	1	.000	0	0	.000	0	0	.000	0	0	0	0.9	3	0	0	0	0	0	0	1.7
vs. Marist	12/20		3	0	1	.000	0	0	.000	1	2	.500	0	0	0	0.9	0	0	0	0	0	0	0	1.6
#18 GEORGETOWN	12/28		18	0	1	.000	0	0	.000	1	2	.500	0	2	2	1.0	2	0	0	1	1	0	1	1.5
at Houston Baptist	12/30		16	1	3	.333	0	0	.000	0	2	.000	0	8	8	1.6	1	0	0	4	0	0	2	1.5
at Lamar	1/4		8	2	3	.667	0	0	.000	2	2	1.000	0	1	1	1.6	2	0	1	2	0	0	6	1.9
TULSA*	1/6		12	1	4	.250	0	0	.000	0	0	.000	1	2	3	1.7	1	0	0	1	1	0	2	1.9
at SMU*	1/9		1	0	0	.000	0	0	.000	0	0	.000	0	0	0	1.6	1	0	0	0	0	0	0	1.8
SOUTHERN MISS*	1/13		4	0	0	.000	0	0	.000	0	0	.000	0	1	1	1.5	2	0	0	1	0	0	0	1.7
at UTEP*	1/16		2	0	0	.000	0	0	.000	0	0	.000	0	0	0	1.4	0	0	0	0	1	0	0	1.6
at UAB*	1/20		2	0	0	.000	0	0	.000	0	0	.000	0	0	0	1.4	0	0	0	0	0	0	0	1.5
MEMPHIS*	1/23		1	0	0	.000	0	0	.000	0	0	.000	0	0	0	1.3	1	0	0	1	0	0	0	1.4
at UCF*	1/27		2	0	1	.000	0	0	.000	0	0	.000	0	0	0	1.2	1	0	0	0	0	0	0	1.3
at Tulane*	2/6		6	1	2	.500	0	0	.000	0	0	.000	1	0	1	1.2	2	0	0	0	0	1	2	1.4
RICE*	2/10		7	0	1	.000	0	0	.000	0	0	.000	1	0	1	1.2	2	0	0	0	1	0	0	1.3
EAST CAROLINA*	2/13		9	1	2	.500	1	1	1.000	0	0	.000	0	1	1	1.2	2	0	1	1	2	1	3	1.4
at Tulsa*	2/17		6	1	1	1.000	0	0	.000	0	0	.000	0	0	0	1.1	2	0	0	1	0	0	2	1.4
UTEP*	2/20		5	0	1	.000	0	0	.000	0	0	.000	0	0	0	1.1	0	0	0	0	0	0	0	1.3
at Marshall*	2/24		3	0	0	.000	0	0	.000	0	0	.000	0	2	2	1.1	1	0	0	0	0	0	0	1.3
at Rice*	2/27		5	0	0	.000	0	0	.000	0	0	.000	0	1	1	1.1	0	0	0	0	0	0	0	1.2
vs. UTEP	3/10		4	1	2	.500	0	0	.000	0	0	.000	0	0	0	1.1	1	0	0	0	0	0	2	1.3
vs. Tulane	3/11		5	0	0	.000	0	0	.000	1	2	.500	0	0	0	1.0	1	0	0	1	1	0	1	1.3
vs. West Virginia	3/20		6	0	0	.000	0	0	.000	0	0	.000	1	0	1	1.0	2	0	0	0	0	0	0	1.2

**CAREER HIGHS**

- Points:** 6, 2x, last at Lamar (1/4/11)
- Rebounds:** 8, at Houston Baptist (12/30/10)
- Offensive Rebounds:** 2, 3x, last vs. Georgetown (12/28/10)
- Defensive Rebounds:** 8, at Houston Baptist (12/30/10)
- Assists:** 1, 3x, last vs. East Carolina (2/13/11)
- Steals:** 1, 2x, last vs. East Carolina (2/13/11)
- Blocks:** 2, vs. East Carolina (2/13/11)
- FG Made:** 3, vs. UT Arlington (11/14/10)
- FG Attempted:** 9, vs. UT Arlington (11/14/10)
- 3-pt. FG Made:** 1, vs. East Carolina (2/13/11)
- 3-pt. FG Attempted:** 1, vs. East Carolina (2/13/11)
- FT Made:** 2, at Lamar (1/4/11)
- FT Attempted:** 3, at NMSU (11/20/10)
- Minutes Played:** 18, vs. Georgetown (12/28/10)

**PRESEASON NOTES**

Brings instant size to the lineup... can also step out and shoot the three... has caught on very quickly for a freshman... attended Maple Ridge Secondary School in Maple Ridge, British Columbia... led team in points and rebounds as a junior and senior... shattered the single-season school record for blocks as a junior with 214, surpassing the previous mark of 52.

**CAREER STATISTICS**

Year	GP-GS	Min.-Avg.	FG-FGA	Pct.	3P-3PA	Pct.	FT-FTA	Pct.	O-D-T	Avg.	PF-FO	AS	TO	BK	ST	Pts.-Avg
2010-11	29-0	171-5.9	14-38	.368	1-2	.500	6-13	.462	11-19-30	1.0	37-1	3	19	7	2	35-1.2
TOTALS	29-0	171-5.9	14-38	.368	1-2	.500	6-13	.462	11-19-30	1.0	37-1	3	19	7	2	35-1.2



**33**  
**LESSLEE MASON**  
**F • 6-0 • Senior - 1L**  
**Cincinnati, Ohio (Ohio State)**

**SEASON NOTES**

- Posted double-double in Houston's season-opening win over UT Arlington with 12 points and 11 rebounds in only 20 minutes.
- Was very productive at Louisiana Tech, posting 13 points, seven rebounds, five assists, four steals and two blocks in 34 minutes.
- Registered second double-double of the season with 11 points and 10 boards at Oral Roberts. Swatted four shots while going 7-of-8 at the free-throw line against the Golden Eagles.
- Led the Cougar defense at TCU, pulling down 10 boards to go with five blocks and four steals.
- Posted nine points and 10 rebounds in Houston's win over No. 21 Nebraska.
- Notched third double-double of the season at Houston Baptist with 17 points and 13 boards. Also swiped five steals and swatted three shots.
- Dominated the Jan. 6 contest against Tulsa, posting nine points, 11 boards, six steals and five blocks.
- Registered fourth double-double of the season and 10th of her career with 16 points and 13 boards at SMU.
- Tied a career high with 20 points to go with eight boards against Southern Miss on Jan. 13.
- Posted fourth-consecutive double-digit scoring performance with 13 points at UAB.
- Named C-USA Player of the Week for first time in career on Jan. 31 after posting 13.0 points and 10.5 rebounds in come-from-behind victories over UCF and SMU.
- Notched double-double with 14 points and a season-high 14 rebounds at UCF.
- Posted late-game heroics against SMU, stealing the inbounds pass with 12.0 seconds remaining and dishing to Brittany Mason, who converted both free-throws to give Houston the go-ahead lead.
- Recorded double-double with 12 points and 11 boards in 23 minutes against East Carolina.
- Posted second-consecutive double-double and seventh of season with 18 points and 10 boards at Tulsa on Feb. 17.
- Recorded double-doubles in both C-USA Championship games against UTEP and Tulane. Led Cougars with averages of 17.5 points and 12.0 rebounds in El Paso.
- Converted 58 of last 73 (80 percent) free-throws over final 13 games.
- Posted third-straight double-double in NCAA Tournament First Round contest against West Virginia with 17 points and 10 rebounds. Finished with 10 double-doubles on the season.

**GAME-BY-GAME STATISTICS**

Opponent	Date	GS	Min	TOTAL			3-PTS			REBOUNDS			PF	FO	A	TO	Blk	Stl	Pts	Avg				
				FG	FGA	Pct	3FG	FGA	Pct	FT	FTA	Pct									Off	Def	Tot	Avg
<b>UT ARLINGTON</b>	11/14	*	20	3	9	.333	0	1	.000	6	6	1.000	2	9	11	11.0	3	0	0	2	1	3	12	12.0
at New Mexico State	11/20	*	26	3	11	.273	0	0	.000	5	6	.833	3	4	7	9.0	3	0	1	0	0	1	11	11.5
at Louisiana Tech	11/23	*	34	6	13	.462	0	0	.000	1	7	.143	5	2	7	8.3	3	0	5	1	2	4	13	12.0
at Oral Roberts	11/27	*	35	2	8	.250	0	0	.000	7	8	.875	4	6	10	8.8	3	0	1	3	4	2	11	11.8
at TCU	12/2	*	37	0	11	.000	0	0	.000	2	4	.500	4	6	10	9.0	2	0	0	2	5	4	2	9.8
<b>TEXAS A&amp;M-CC</b>	12/5	*	34	4	7	.571	0	0	.000	1	6	.167	3	7	10	9.2	2	0	4	2	4	2	9	9.7
<b>UTSA</b>	12/7	*	34	4	10	.400	0	0	.000	0	1	.000	3	6	9	9.1	3	0	0	2	2	2	8	9.4
vs. #21 Nebraska	12/18	*	27	3	7	.429	0	0	.000	3	4	.750	2	8	10	9.2	3	0	0	2	3	1	9	9.3
vs. Louisville	12/19	*	27	3	6	.500	0	0	.000	2	3	.667	3	2	5	8.8	4	0	2	1	1	1	8	9.2
vs. Marist	12/20	*	25	3	8	.375	0	2	.000	1	2	.500	2	4	6	8.5	4	0	1	3	1	2	7	9.0
<b>#18 GEORGETOWN</b>	12/28	*	28	0	3	.000	0	0	.000	4	10	.400	3	5	8	8.5	4	0	0	2	0	2	4	8.5
at Houston Baptist	12/30	*	25	7	14	.500	0	1	.000	3	5	.600	8	5	13	8.8	2	0	1	2	3	5	17	9.3
at Lamar	1/4	*	27	1	6	.167	0	0	.000	1	2	.500	3	5	8	8.8	5	1	3	5	0	1	3	8.8
<b>TULSA*</b>	1/6	*	26	4	12	.333	0	0	.000	1	2	.500	8	3	11	8.9	1	0	2	1	5	6	9	8.8
at SMU*	1/9	*	35	4	6	.667	1	1	1.000	7	10	.700	4	9	13	9.2	5	1	1	0	3	0	16	9.3
<b>SOUTHERN MISS*</b>	1/13	*	31	7	9	.778	0	0	.000	6	9	.667	4	4	8	9.1	1	0	3	2	0	3	20	9.9
at UTEP*	1/16	*	32	5	15	.333	0	0	.000	2	3	.667	3	4	7	9.0	4	0	2	2	0	3	12	10.1
at UAB*	1/20	*	38	4	9	.444	0	0	.000	5	12	.417	2	4	6	8.8	0	0	1	0	1	0	13	10.2
<b>MEMPHIS*</b>	1/23	*	32	3	9	.333	0	0	.000	2	2	1.000	2	5	7	8.7	3	0	4	1	2	0	8	10.1
at UCF*	1/27	*	35	6	13	.462	0	0	.000	2	2	1.000	3	11	14	9.0	3	0	2	2	3	0	14	10.3
<b>SMU*</b>	1/30	*	33	5	13	.385	0	0	.000	2	2	1.000	5	2	7	8.9	3	0	3	5	5	3	12	10.4
at Tulane*	2/6	*	21	5	12	.417	0	0	.000	2	4	.500	1	4	5	8.7	3	0	2	1	1	1	12	10.5
<b>RICE*</b>	2/10	*	25	3	8	.375	0	0	.000	0	0	.000	4	3	7	8.7	3	0	2	2	2	2	6	10.3
<b>EAST CAROLINA*</b>	2/13	*	23	4	11	.364	0	0	.000	4	5	.800	4	7	11	8.8	4	0	0	2	0	2	12	10.3
at Tulsa*	2/17	*	22	6	11	.545	0	0	.000	6	7	.857	6	4	10	8.8	3	0	2	5	0	1	18	10.6
<b>UTEP*</b>	2/20	*	31	1	7	.143	0	0	.000	6	8	.750	8	7	15	9.0	1	0	1	3	1	2	8	10.5
at Marshall*	2/24	*	30	3	11	.273	0	1	.000	2	3	.667	3	4	7	9.0	2	0	0	0	0	5	8	10.4
at Rice*	2/27	*	32	5	8	.625	0	0	.000	2	2	1.000	2	6	8	8.9	3	0	0	0	0	1	12	10.5
<b>TULANE*</b>	3/5	*	34	2	8	.250	0	0	.000	8	10	.800	5	3	8	8.9	1	0	3	3	2	2	12	10.6
vs. UTEP	3/10	*	34	3	6	.500	0	0	.000	13	14	.929	8	6	14	9.1	4	0	2	2	0	3	19	10.8
vs. Tulane	3/11	*	35	6	15	.400	0	2	.000	4	6	.667	4	6	10	9.1	3	0	1	1	0	2	16	11.0
vs. West Virginia	3/20	*	33	6	10	.600	0	0	.000	5	8	.625	3	7	10	9.1	2	0	1	2	3	1	17	11.2

**CAREER HIGHS**

- Points:** 20, 2x, last vs. Southern Miss (1/13/11)
- Rebounds:** 15, 2x, last vs. UTEP (2/20/11)
- Offensive Rebounds:** 8, 4x, last vs. UTEP (3/10/11)
- Defensive Rebounds:** 11, 2x, last at UCF (1/27/11)
- Assists:** 5, at Louisiana Tech (11/23/10)
- Steals:** 6, vs. Tulsa (1/6/11)
- Blocks:** 5, 3x, last vs. Tulsa (1/6/11)
- FG Made:** 8, at Texas A&M-CC (12/28/09)
- FG Attempted:** 15, 2x, last vs. Tulane (3/11/11)
- 3-pt. FG Made:** 1, 2x, last at SMU (1/9/11)
- 3-pt. FG Attempted:** 2, vs. Marist (12/20/10)
- FT Made:** 13, vs. UTEP (3/10/11)
- FT Attempted:** 14, vs. UTEP (3/10/11)
- Minutes Played:** 38, at Texas A&M-CC (12/28/09)

**CAREER NOTES**

Mason enters her senior season at Houston... spent first two years at Ohio State before sitting out the 2008-09 season due to NCAA transfer rules... started 30 of the 31 games as a Cougar last season... averaged 8.2 points and 9.0 rebounds... ranked sixth in UH history for a single season in defensive rebounds (171) and offensive rebounds (107) and ninth in total rebounds (278)... currently ranks third at Houston in career-rebounding average (9.0) and seventh in blocked shots average (1.5).

**CAREER STATISTICS**

Year	GP-GS	Min.-Avg.	FG-FGA	Pct.	3P-3PA	Pct.	FT-FTA	Pct.	O-D-T	Avg.	PF-FO	AS	TO	BK	ST	Pts.-Avg
2006-07	8-0	41-5.1	7-14	.500	0-0	.000	4-13	.308	3-9-12	1.5	3-0	7	2	0	1	18-2.3
2007-08	30-0	240-8.0	23-47	.489	0-0	.000	8-22	.364	20-36-56	1.9	23-0	19	17	3	8	54-1.8
2008-09	<i>Sat out after transferring from Ohio State</i>															
2009-10	31-30	864-27.9	96-218	.440	1-5	.200	61-132	.462	107-171-278	9.0	75-1	34	56	40	35	254-8.2
2010-11	32-32	961-30.0	121-306	.395	1-8	.125	115-173	.665	124-168-292	9.1	90-2	49	62	53	68	358-11.2
<b>TOTALS</b>	<b>101-62</b>	<b>2106-20.9</b>	<b>247-585</b>	<b>.422</b>	<b>2-13</b>	<b>.154</b>	<b>188-340</b>	<b>.553</b>	<b>254-384-638</b>	<b>6.3</b>	<b>191-3</b>	<b>109</b>	<b>137</b>	<b>96</b>	<b>112</b>	<b>684-6.8</b>



**34**  
**JASMINE JOHNSON**  
 G • 5-6 • Senior - 3L  
 Omaha, Neb. (Omaha Central HS)

**SEASON NOTES**

- Saw first action of the season at TCU, playing two minutes
- Snagged first bucket of the season against UTSA.
- Posted 30 combined points at the Duel in the Desert Tournament in Las Vegas.
- Tallied career-high 15 points in only 13 minutes to help lead the Cougars to victory over Louisville in Las Vegas.
- Made first start of the season at Houston Baptist, scoring nine points with three rebounds.
- Posted eight points, three rebounds and tied a career high with four steals at Lamar.
- Played in 100th-career game against Tulsa, posting six points.
- Tallied 11 points off the bench in Houston's win over East Carolina on Feb. 13. The double-digit scoring effort marked the first time in 15 games Johnson reached double figures.
- Posted another productive performance off the bench at Tulsa on Feb. 17, scoring nine points in 22 minutes of action.
- Tallied 11 points off a 4-of-6 effort from the field as Houston clinched the C-USA regular season title against UTEP on Feb. 20.
- Averaged 10.3 points and shot 11-of-21 (50.0 percent) from the field and 3-of-7 (42.9 percent) from 3-point range in three-game span against East Carolina, Tulsa and UTEP.
- Came off the bench to play a huge role in Houston's overtime win over Tulane on March 5. Tallied nine points to go with five rebounds, five assists, three steals and two blocks. Knocked down game-tying 3-pointer with 1:50 left in regulation.

**GAME-BY-GAME STATISTICS**

Opponent	Date	GS	Min	TOTAL			3-PTS			FT			REBOUNDS				PF	FO	A	TO	Blk	Stl	Pts	Avg
				FG	FGA	Pct	3FG	FGA	Pct	FT	FTA	Pct	Off	Def	Tot	Avg								
at TCU	12/2		2	0	0	.000	0	0	.000	0	0	.000	0	0	0	0.0	0	0	1	0	0	0	0.0	
TEXAS A&M-CC	12/5		3	0	0	.000	0	0	.000	0	0	.000	0	0	0	0.0	0	0	0	0	0	0	0.0	
UTSA	12/7		5	1	2	.500	0	1	.000	0	0	.000	0	0	0	0.0	0	0	0	0	0	2	0.7	
vs. #21 Nebraska	12/18		15	2	5	.400	1	2	.500	1	2	.500	1	2	3	1.0	1	0	0	0	0	6	1.9	
vs. Louisville	12/19		13	5	7	.714	1	1	1.000	4	4	1.000	0	1	1	1.0	1	0	1	2	0	15	4.6	
vs. Marist	12/20		30	4	6	.667	0	0	.000	1	1	1.000	2	1	3	1.2	3	0	2	1	0	9	5.3	
#18 GEORGETOWN	12/28		18	1	6	.167	0	2	.000	1	2	.500	1	2	3	1.4	0	0	0	6	0	1	3	5.0
at Houston Baptist	12/30	*	19	4	7	.571	1	2	.500	0	0	.000	2	1	3	1.6	4	0	0	3	0	1	9	5.5
at Lamar	1/4	*	33	4	8	.500	0	1	.000	0	0	.000	1	2	3	1.8	1	0	0	3	0	4	8	5.8
TULSA*	1/6		22	2	5	.400	0	0	.000	2	2	1.000	0	2	2	1.8	3	0	1	2	0	0	6	5.8
at SMU*	1/9		20	1	4	.250	0	1	.000	2	2	1.000	2	1	3	1.9	0	0	1	4	0	1	4	5.6
SOUTHERN MISS*	1/13		7	1	1	1.000	0	0	.000	0	0	.000	0	1	1	1.8	1	0	1	4	0	1	2	5.3
at UTEP*	1/16		10	1	5	.200	0	2	.000	0	0	.000	0	1	1	1.8	0	0	0	1	0	0	2	5.1
at UAB*	1/20		19	0	1	.000	0	1	.000	3	4	.750	0	1	1	1.7	1	0	2	1	0	2	3	4.9
MEMPHIS*	1/23		20	1	1	1.000	0	0	.000	4	4	1.000	1	3	4	1.9	1	0	2	2	0	0	6	5.0
at UCF*	1/27		10	2	3	.667	0	0	.000	1	3	.333	1	2	3	1.9	1	0	2	3	0	0	5	5.0
SMU*	1/30		12	1	3	.333	0	0	.000	1	2	.500	1	1	2	1.9	2	0	1	1	0	1	3	4.9
at Tulane*	2/6		24	0	3	.000	0	1	.000	0	0	.000	2	2	4	2.1	2	0	0	1	0	0	0	4.6
RICE*	2/10		17	1	5	.200	0	1	.000	0	0	.000	1	2	3	2.1	0	0	2	3	0	0	2	4.5
EAST CAROLINA*	2/13		23	4	8	.500	1	3	.333	2	2	1.000	2	2	4	2.2	0	0	0	0	0	0	11	4.8
at Tulsa*	2/17		22	3	7	.429	1	3	.333	2	2	1.000	1	2	3	2.2	2	0	0	0	1	0	9	5.0
UTEP*	2/20		18	4	6	.667	1	1	1.000	2	4	.500	1	2	3	2.3	0	0	1	4	0	0	11	5.3
at Marshall*	2/24		20	2	5	.400	0	2	.000	0	0	.000	2	0	2	2.3	2	0	1	0	0	1	4	5.2
at Rice*	2/27		17	0	3	.000	0	1	.000	1	2	.500	2	2	4	2.3	0	0	1	1	0	0	1	5.0
TULANE*	3/5		31	2	5	.400	1	2	.500	4	6	.667	2	3	5	2.4	2	0	5	3	2	3	9	5.2
vs. UTEP	3/10		21	1	4	.250	0	1	.000	2	2	1.000	0	4	4	2.5	4	0	1	2	0	0	4	5.2
vs. Tulane	3/11		28	1	7	.143	0	1	.000	2	4	.500	2	2	4	2.6	2	0	0	0	0	0	4	5.1
vs. West Virginia	3/20		18	0	2	.000	0	1	.000	3	4	.750	0	3	3	2.6	0	0	0	2	0	1	3	5.0

**CAREER HIGHS**

- Points:** 15, vs. Louisville (12/19/10)
- Rebounds:** 8, at Southern Miss (1/22/09)
- Off. Rebounds:** 3, 3x, last at Southern Miss (1/22/09)
- Def. Rebounds:** 5, at Southern Miss (1/22/09)
- Assists:** 7, 2x, last vs. UCF (3/6/09)
- Steals:** 4, 2x, last at Lamar (1/4/11)
- Blocks:** 2, 2x, vs. Tulane (3/5/11)
- FG Made:** 6, vs. SMU (2/9/08)
- FG Attempted:** 13, vs. UCF (3/6/09)
- 3-pt. FG Made:** 2, 3x, last at SMU (2/14/10)
- 3-pt. FG Att.:** 4, 2x, at SMU (2/14/10)
- FT Made:** 6, vs. North Texas (12/5/09)
- FT Attempted:** 8, vs. Cal Poly (12/14/08)
- Minutes Played:** 39, vs. UCF (3/6/09)

**CAREER NOTES**

Johnson returns for her senior season... has played in 117 career games with 20 career starts... holds career averages of 4.2 points and 2.2 rebounds per game... a 33-percent shooter (36-of-108) from beyond the arc.

**CAREER STATISTICS**

Year	GP-GS	Min.-Avg.	FG-FGA	Pct.	3P-3PA	Pct.	FT-FTA	Pct.	O-D-T	Avg.	PF-FO	AS	TO	BK	ST	Pts.-Avg
2007-08	30-9	325-10.8	28-84	.333	7-21	.333	28-37	.757	13-23-36	1.2	16-0	19	51	1	16	91-3.0
2008-09	28-6	548-19.6	41-123	.333	8-27	.296	27-44	.614	30-51-81	2.9	33-1	42	62	5	23	117-4.2
2009-10	32-3	584-18.3	45-128	.352	14-31	.452	41-58	.707	25-48-73	2.3	36-0	51	59	2	23	145-4.5
2010-11	28-2	499-17.8	48-119	.403	7-30	.233	38-52	.731	27-45-72	2.6	33-0	24	50	3	17	141-5.0
<b>TOTALS</b>	<b>117-20</b>	<b>1926-16.5</b>	<b>161-447</b>	<b>.360</b>	<b>36-108</b>	<b>.333</b>	<b>132-187</b>	<b>.706</b>	<b>93-165-258</b>	<b>2.2</b>	<b>116-1</b>	<b>136</b>	<b>223</b>	<b>11</b>	<b>79</b>	<b>490-4.2</b>

2010-11 OVERALL STATISTICS

2010-11 Houston Women's Basketball  
Houston Combined Team Statistics (as of Mar 17, 2011)  
All games

RECORD:	OVERALL	HOME	AWAY	NEUTRAL
ALL GAMES	26-5	11-1	13-2	2-2
CONFERENCE	16-0	8-0	8-0	0-0
NON-CONFERENCE	10-5	3-1	6-2	2-2

#	Player	Total		3-Point		F-Throws		Rebounds		pts		reb		blk		stl		pfc		avg		
		gp-gs	min	avg	fg-3pt	fg%	ft-3pt	ft%	off	def	tot	avg	pf	sh	a	to	blk	stl	pfc			
24	TAYLOR, Courtney	28-28	892	31.9	157-313	.502	11-34	.324	114-154	.748	82	236	318	11.4	82	1	46	46	43	56	438	15.7
11	SCOTT, Britney	31-31	1030	33.2	152-407	.373	80-207	.386	99-124	.796	29	77	106	3.4	55	0	73	87	2	38	483	15.6
20	LANIER, Porsche	31-30	922	29.7	168-398	.422	34-88	.383	105-139	.755	38	75	105	3.4	99	4	124	123	11	56	465	15.0
33	MASON, Lesslie	31-31	928	29.9	115-296	.389	1-8	.125	110-165	.667	121	161	282	9.1	88	2	48	60	50	67	341	11.0
05	MASON, Brittany	31-31	913	29.5	64-190	.337	12-46	.261	34-60	.567	58	94	153	4.9	92	2	49	74	12	54	174	5.6
22	BUTTON, Roxana	31-1	492	15.9	51-137	.372	25-75	.333	41-63	.651	12	40	52	1.7	21	0	19	26	1	15	168	5.4
34	JOHNSON, Jasmine	27-2	481	17.8	48-117	.410	7-29	.241	35-48	.729	27	42	69	2.6	33	0	24	48	3	16	138	5.1
32	HENDERSON, Alie	8-0	57	7.1	5-20	.250	0-0	.000	4-14	.286	9	9	18	2.3	16	0	0	5	3	0	14	1.8
25	WOODS, Mae	28-0	165	5.9	14-38	.368	1-2	.500	6-13	.462	10	19	29	1.0	35	1	3	19	7	2	35	1.3
01	DYSON, Zaika	31-1	228	7.4	10-39	.256	0-0	.000	13-21	.619	26	34	60	1.9	26	0	6	14	19	5	33	1.1
10	MILLIAMS, Bianca	12-0	53	4.4	3-11	.273	0-4	.000	4-13	.308	2	6	8	0.7	3	0	3	4	1	3	10	0.8
12	WORKMAN, Megan	13-0	48	3.7	2-8	.250	2-6	.333	3-6	.500	5	4	9	0.7	9	0	0	4	0	2	9	0.7
04	WHITE, Michele	7-0	16	2.3	8-3	.000	0-0	.000	2-4	.500	1	3	3	0.4	2	0	1	3	1	0	2	0.3
Team											63	93	156									
Total.....		31	6225		789-1977	.389	163-479	.348	570-824	.692	475	885	1368	44.1	545	10	396	513	148	316	2311	74.5
Opponents.....		31	6225		745-1996	.373	153-516	.297	399-613	.651	476	845	1321	42.6	635	-	353	592	132	263	2042	65.9

TEAM STATISTICS	HOU	OPP
SCORING	2311	2042
Points per game	74.5	65.9
Scoring margin	+8.7	-
FIELD GOALS-ATT	789-1977	745-1996
Field goal pct	.399	.373
3 POINT FG-ATT	163-479	153-516
3-point FG pct	.340	.297
3-pt FG made per game	5.3	4.9
FREE THROWS-ATT	570-824	399-613
Free throw pct	.692	.651
F-Throws made per game	18.4	12.9
REBOUNDS	1368	1321
Rebounds per game	44.1	42.6
Rebounding margin	+1.5	-
ASSISTS	396	353
Assists per game	12.8	11.4
TURNOVERS	513	592
Turnovers per game	16.5	19.1
Turnover margin	+2.5	-
Assist/turnover ratio	0.8	0.6
STEALS	318	263
Steals per game	10.3	8.5
BLOCKS	148	132
Blocks per game	4.8	4.3
ATTENDANCE	8541	17482
Home games-Avg/Game	12-712	15-1188
Neutral site-Avg/Game	-	4-216

Score by Periods	1st	2nd	OT	Total
Houston	1075	1219	17	2311
Opponents	924	1107	11	2042

Date	Opponent	Score	All
11/14/10	UT ARLINGTON	W 88-68	486
11/20/10	at New Mexico State	W 82-62	1039
11/25/10	at Louisiana Tech	W 70-66	1562
11/27/10	at Oral Roberts	W 93-69	890
12/2/10	at TCU	L 57-69	2651
12/5/10	TEXAS A&M-CORPUS CHR	W 72-62	521
12/7/10	UTSA	W 71-69	412
12/18/10	vs Nebraska	W 79-70	0
12/19/10	vs Louisville	W 92-80	0
12/20/10	vs Miami	L 70-76	0
12/28/10	GEORGETOWN	L 37-77	1634
12/30/10	at Houston Baptist	W 93-68	734
1/4/11	at Lamar	L 60-69	3221
1/6/11	TULSA	W 78-66	406
1/9/11	at SMU	W 77-73	446
1/13/11	SOUTHERN MISS	W 78-69	447
1/16/11	at UTEP	W 70-62	672
1/20/11	at UNB	W 74-65	395
1/23/11	MEMPHIS	W 81-68	482
1/27/11	at UCF	W 71-66	231
1/30/11	SMU	W 72-67	643
2/6/11	at Tulane	W 85-70	839
2/10/11	ROICE	W 71-61	627
2/13/11	EAST CAROLINA	W 77-60	1224
2/17/11	at Tulsa	W 72-66	217
2/20/11	UTEP	W 77-61	576
2/24/11	at Marshall	W 72-64	217
2/27/11	at Rice	W 74-70	645
3/5/11	TULANE	W 93-84	1106
3/10/11	at UTEP	W 88-64	2841
3/11/11	vs Tulane	L 60-70	862

\* - Conference USA game  
% - Conference USA Championship (El Paso, Texas)

2010-11 C-USA STATISTICS

2010-11 Houston Women's Basketball  
Houston Combined Team Statistics (as of Mar 05, 2011)  
Conference games

RECORD:	OVERALL	HOME	AWAY	NEUTRAL
ALL GAMES	16-0	8-0	8-0	0-0
CONFERENCE	16-0	8-0	8-0	0-0
NON-CONFERENCE	0-0	0-0	0-0	0-0

#	Player	gp-gs	min	avg	Total		3-Point		F-Throw		Rebounds				a	to	blk	stl	pts	avg			
					fg-fga	fg%	3fg-fga	3fg%	ft-fga	ft%	off	def	tot	avg							pf	dq	
11	SCOTT, Brittney	16-16	535	33.4	81-207	.391	40-103	.388	60-74	.811	17	41	58	3.6	25	0	35	42	1	17	262	16.4	
24	TAYLOR, Courtney	16-16	505	31.6	86-169	.509	7-14	.500	76-92	.826	44	138	182	11.4	35	0	27	26	26	33	255	15.9	
20	LANDRY, Porsche	16-16	495	30.9	84-201	.418	11-33	.333	54-73	.740	14	45	59	3.7	52	3	61	69	5	32	233	14.6	
33	MASON, Lesslee	16-16	480	30.0	67-162	.414	1-2	.500	57-81	.704	64	80	144	9.0	40	1	27	30	24	32	192	12.0	
05	MASON, Brittany	16-16	480	30.0	35-100	.350	6-23	.261	24-43	.558	34	47	81	5.1	44	1	22	38	7	25	100	6.3	
34	JOHNSON, Jasmine	16-0	294	18.4	25-65	.385	4-18	.222	24-33	.727	18	27	45	2.8	17	0	20	30	3	9	78	4.9	
22	BUTTON, Roxana	16-0	218	13.6	21-55	.382	8-25	.320	19-30	.633	5	18	23	1.4	12	0	6	14	1	8	69	4.3	
01	DYSON, Zalika	16-0	110	6.9	5-18	.278	0-0	.000	5-8	.625	15	19	34	2.1	10	0	1	3	11	3	15	0.9	
25	WOODS, Mae	14-0	65	4.6	4-12	.333	1-1	1.000	0-0	.000	3	7	10	0.7	15	0	1	5	5	2	9	0.6	
12	WORKMAN, Megan	7-0	18	2.6	1-1	1.000	1-1	1.000	0-2	.000	1	1	2	0.3	4	0	0	1	0	1	3	0.4	
04	WHITE, Michelle	5-0	10	2.0	0-3	.000	0-0	.000	2-4	.500	0	3	3	0.6	1	0	1	2	0	0	2	0.4	
10	WILLIAMS, Breana	6-0	15	2.5	0-1	.000	0-1	.000	1-4	.250	0	0	0	0.0	0	0	0	3	0	1	1	0.2	
Team											26	51	77										
Total.....		16	3225		409-994	.411	79-221	.357	322-444	.725	241	477	718	44.9	255	5	201	263	83	163	1219	76.2	
Opponents.....		16	3225		386-1064	.363	67-249	.269	177-285	.621	269	404	673	42.1	331	-	183	294	70	142	1016	63.5	

TEAM STATISTICS	HOU	OPP	Date	Opponent	Score	Att.
SCORING	1219	1016	* 1/6/11	TULSA	w 78-48	403
Points per game	76.2	63.5	* 01/09/11	at SMU	w 77-73	446
Scoring margin	+12.7	-	* 1/13/11	SOUTHERN MISS	w 78-59	447
FIELD GOALS-ATT	409-994	386-1064	* 01/16/11	at UTEP	w 70-62	672
Field goal pct	.411	.363	* 1/20/11	at UAB	w 74-65	395
3 POINT FG-ATT	79-221	67-249	* 1/23/11	MEMPHIS	w 81-68	462
3-point FG pct	.357	.269	* 1/27/11	at UCF	w 71-68	231
3-pt FG made per game	4.9	4.2	* 1/30/11	SMU	w 72-67	643
FREE THROWS-ATT	322-444	177-285	* 02/06/11	at Tulane Green Wave	w 85-70	859
Free throw pct	.725	.621	* 2/10/11	RICE	w 71-51	627
F-Throws made per game	20.1	11.1	* 2/13/11	EAST CAROLINA	w 77-60	1224
REBOUNDS	718	673	* 02/17/11	at Tulsa	w 72-56	217
Rebounds per game	44.9	42.1	* 2/20/11	UTEP	w 77-61	576
Rebounding margin	+2.8	-	* 2/24/11	at Marshall	w 72-54	217
ASSISTS	201	183	* 2/27/11	at Rice Owls	w 74-70	645
Assists per game	12.6	11.4	* 3/5/11	TULANE	Wot 90-84	1106
TURNOVERS	263	294	* - Conference game			
Turnovers per game	16.4	18.4				
Turnover margin	+1.9	-				
Assist/turnover ratio	0.8	0.6				
STEALS	163	142				
Steals per game	10.2	8.9				
BLOCKS	83	70				
Blocks per game	5.2	4.4				
ATTENDANCE	5488	3682				
Home games-Avg/Game	8-686	8-460				
Neutral site-Avg/Game	-	0-0				

Score by Periods	1st	2nd	OT	Totals
Houston	572	630	17	1219
Opponents	455	550	11	1016

## 2011 C-USA CHAMPIONSHIP STATISTICS

2010-11 Houston Women's Basketball  
Houston Combined Team Statistics (as of Mar 13, 2011)

RECORD:	OVERALL	HOME	AWAY	NEUTRAL
ALL GAMES	1-1	0-0	1-0	0-1
CONFERENCE	0-0	0-0	0-0	0-0
NON-CONFERENCE	1-1	0-0	1-0	0-1

#	Player	gp-gs	min	avg	Total		3-Point		F-Throw		Rebounds				pf	dq	a	to	blk	stl	pts	avg		
					fg-fga	fg%	3fg-fga	3fg%	ft-fta	ft%	off	def	tot	avg										
33	MASON, Lesslee	2-2	69	34.5	9-21	.429	0-2	.000	17-20	.850	12	12	24	12.0	7	0	3	3	0	5	35	17.5		
20	LANDRY, Porsche	2-2	73	36.5	14-31	.452	2-5	.400	3-6	.500	4	3	7	3.5	7	0	12	8	0	2	33	16.5		
24	TAYLOR, Courtney	2-2	54	27.0	10-22	.455	1-4	.250	5-9	.556	4	15	19	9.5	7	1	2	5	4	1	26	13.0		
05	MASON, Brittany	2-2	50	25.0	5-11	.455	1-4	.250	0-1	.000	1	3	4	2.0	8	1	1	4	0	1	11	5.5		
11	SCOTT, Brittney	2-2	55	27.5	2-21	.095	2-13	.154	3-4	.750	0	5	5	2.5	6	0	1	4	0	2	9	4.5		
34	JOHNSON, Jasmine	2-0	49	24.5	2-11	.182	0-2	.000	4-6	.667	2	6	8	4.0	6	0	1	2	0	0	8	4.0		
22	BUTTON, Roxana	2-0	20	10.0	1-4	.250	1-2	.500	0-0	.000	0	0	0	0.0	0	0	0	1	0	0	3	1.5		
25	WOODS, Mae	2-0	9	4.5	1-2	.500	0-0	.000	1-2	.500	0	0	0	0.0	2	0	0	1	1	0	3	1.5		
10	WILLIAMS, Breana	1-0	3	3.0	0-0	.000	0-0	.000	0-0	.000	1	0	1	1.0	1	0	0	0	0	0	0	0.0		
01	DYSON, Zalika	2-0	18	9.0	0-2	.000	0-0	.000	0-0	.000	2	2	4	2.0	2	0	0	2	1	0	0	0.0		
Team											3	6	9											
Total.....		2	400		44-125	.352	7-32	.219	33-48	.688	29	52	81	40.5	46	2	20	30	6	11	128	64.0		
Opponents.....		2	400		48-128	.375	6-27	.222	32-54	.593	38	62	100	50.0	40	-	17	31	7	12	134	67.0		

TEAM STATISTICS	HOU	OPP	Date	Opponent	Score	Att.
SCORING	128	134	% 3/10/11	at UTEP	w 68-64	2841
Points per game	64.0	67.0	03/11/11	vs Tulane	L 60-70	862
Scoring margin	-3.0	-	* - Conference USA game			
FIELD GOALS-ATT	44-125	48-128	% - Conference USA Championship (El Paso, Texas)			
Field goal pct	.352	.375				
3 POINT FG-ATT	7-32	6-27				
3-point FG pct	.219	.222				
3-pt FG made per game	3.5	3.0				
FREE THROWS-ATT	33-48	32-54				
Free throw pct	.688	.593				
F-Throws made per game	16.5	16.0				
REBOUNDS	81	100				
Rebounds per game	40.5	50.0				
Rebounding margin	-9.5	-				
ASSISTS	20	17				
Assists per game	10.0	8.5				
TURNOVERS	30	31				
Turnovers per game	15.0	15.5				
Turnover margin	+0.5	-				
Assist/turnover ratio	0.7	0.5				
STEALS	11	12				
Steals per game	5.5	6.0				
BLOCKS	6	7				
Blocks per game	3.0	3.5				
ATTENDANCE	0	3703				
Home games-Avg/Game	0-0	1-2841				
Neutral site-Avg/Game	-	1-862				

Score by Periods	1st	2nd	Totals
Houston	57	71	128
Opponents	67	67	134

LAST 10 GAMES

2010-11 Houston Women's Basketball  
Houston Combined Team Statistics (as of Mar 23, 2011)  
Last 10 Games

RECORD:	OVERALL	HOME	AWAY	NEUTRAL
ALL GAMES	8-2	4-0	4-0	0-2
CONFERENCE	7-0	4-0	3-0	0-0
NON-CONFERENCE	1-2	0-0	1-0	0-2

#	Player	gp-gs	min	Total			3-Point		F-Throw		Rebounds			pf	dq	a	to	blk	stl	pts	avg	
				avg	fg-fga	fg%	3fg-fga	3fg%	ft-fa	ft%	off	def	tot									avg
11	SCOTT, Brittney	10-10	333	33.3	51-140	.364	26-72	.361	36-43	.837	5	30	35	3.5	16	0	20	22	1	9	164	16.4
24	TAYLOR, Courtney	10-10	286	28.6	50-102	.490	9-14	.643	42-54	.778	23	70	93	9.3	27	1	14	11	18	14	151	15.1
20	LANDRY, Porsche	10-10	327	32.7	55-135	.407	6-18	.333	21-35	.600	11	25	36	3.6	32	1	42	38	2	15	137	13.7
33	MASON, Lesslee	10-10	299	29.9	39-95	.411	0-3	.000	50-63	.794	47	53	100	10.0	26	0	12	20	8	21	128	12.8
34	JOHNSON, Jasmine	10-0	215	21.5	18-52	.346	4-16	.250	18-26	.692	13	22	35	3.5	12	0	11	15	3	5	58	5.8
05	MASON, Brittany	10-10	300	30.0	20-64	.313	4-16	.250	8-19	.421	15	34	49	4.9	30	1	6	27	3	18	52	5.2
22	BUTTON, Roxana	10-0	114	11.4	8-25	.320	2-9	.222	7-12	.583	1	12	13	1.3	10	0	2	7	0	3	25	2.5
01	DYSON, Zalika	10-0	84	8.4	4-12	.333	0-0	.000	3-6	.500	11	15	26	2.6	6	0	1	4	6	1	11	1.1
25	WOODS, Mae	9-0	50	5.6	3-7	.429	1-1	1.000	1-2	.500	2	4	6	0.7	11	0	1	3	4	1	8	0.9
12	WORKMAN, Megan	4-0	8	2.0	0-0	.000	0-0	.000	0-0	.000	0	0	0	0.0	2	0	0	0	0	0	0	0.0
04	WHITE, Michelle	2-0	2	1.0	0-1	.000	0-0	.000	0-0	.000	0	1	1	0.5	0	0	0	0	0	0	0	0.0
10	WILLIAMS, Breana	4-0	7	1.8	0-0	.000	0-0	.000	0-0	.000	1	0	1	0.3	1	0	0	1	0	0	0	0.0
Team											14	30	44									
Total.....		10	2025		248-633	.392	52-149	.349	186-260	.715	143	296	439	43.9	173	3	109	148	45	87	734	73.4
Opponents.....		10	2025		242-655	.369	37-151	.245	128-204	.627	162	279	441	44.1	193	-	111	166	39	75	649	64.9

TEAM STATISTICS	HOU	OPP	Date	Opponent	Score	Att.
SCORING	734	649	* 2/10/11	RICE	w 71-51	627
Points per game	73.4	64.9	* 2/13/11	EAST CAROLINA	w 77-60	1224
Scoring margin	+8.5	-	* 2/17/11	at Tulsa	w 72-56	217
FIELD GOALS-ATT	248-633	242-655	* 2/20/11	UTEP	w 77-61	576
Field goal pct	.392	.369	* 2/24/11	at Marshall	w 72-54	217
3 POINT FG-ATT	52-149	37-151	* 2/27/11	at Rice	w 74-70	645
3-point FG pct	.349	.245	* 3/5/11	TULANE	Wot 90-84	1106
3-pt FG made per game	5.2	3.7	% 3/10/11	at UTEP	w 68-64	2841
FREE THROWS-ATT	186-260	128-204	% 3/11/11	vs Tulane	L 60-70	862
Free throw pct	.715	.627	3/20/11	vs West Virginia	L 73-79	0
F-Throws made per game	18.6	12.8	* - Conference USA game			
REBOUNDS	439	441	% - Conference USA Championship (El Paso, Texas)			
Rebounds per game	43.9	44.1				
Rebounding margin	-0.2	-				
ASSISTS	109	111				
Assists per game	10.9	11.1				
TURNOVERS	148	166				
Turnovers per game	14.8	16.6				
Turnover margin	+1.8	-				
Assist/turnover ratio	0.7	0.7				
STEALS	87	75				
Steals per game	8.7	7.5				
BLOCKS	45	39				
Blocks per game	4.5	3.9				
ATTENDANCE	3533	4782				
Home games-Avg/Game	4-883	4-980				
Neutral site-Avg/Game	-	2-431				

Score by Periods	1st	2nd	OT	Totals
Houston	327	390	17	734
Opponents	310	328	11	649



**VERSUS 2011 NCAA TOURNAMENT TEAMS**

**2010-11 Houston Women's Basketball  
Houston Combined Team Statistics (as of Mar 23, 2011)  
NCAA Tourny Teams**

RECORD:	OVERALL	HOME	AWAY	NEUTRAL
ALL GAMES	3-3	0-1	2-0	1-2
CONFERENCE	1-0	0-0	1-0	0-0
NON-CONFERENCE	2-3	0-1	1-0	1-2


#	Player	gp-gs	min	avg	Total		3-Point		F-Throw		Rebounds			pf	dq	a	to	blk	stl	pts	avg	
					fg-fga	fg%	3fg-fga	3fg%	ft-fa	ft%	off	def	tot									avg
11	SCOTT, Brittny	6-6	200	33.3	27-74	.365	13-41	.317	27-32	.844	2	9	11	1.8	12	0	11	13	0	10	94	15.7
24	TAYLOR, Courtney	5-5	168	33.6	25-59	.424	3-8	.375	16-24	.667	10	35	45	9.0	9	0	7	6	6	9	69	13.8
20	LANDRY, Porsche	6-6	169	28.2	26-66	.394	5-11	.455	22-30	.733	1	11	12	2.0	22	1	17	22	3	6	79	13.2
33	MASON, Lesslee	6-6	182	30.3	24-53	.453	0-2	.000	15-32	.469	19	31	50	8.3	20	0	11	11	10	10	63	10.5
34	JOHNSON, Jasmine	5-0	89	17.8	12-24	.500	1-4	.250	10-14	.714	4	9	13	2.6	5	0	5	14	0	3	35	7.0
05	MASON, Brittany	6-6	163	27.2	10-30	.333	3-6	.500	5-9	.556	11	23	34	5.7	20	0	9	13	2	14	28	4.7
22	BUTTON, Roxana	6-0	83	13.8	6-20	.300	4-12	.333	5-10	.500	1	9	10	1.7	3	0	3	3	0	2	21	3.5
10	WILLIAMS, Breana	2-0	22	11.0	2-8	.250	0-3	.000	3-9	.333	1	5	6	3.0	1	0	2	0	0	2	7	3.5
32	HENDERSON, Allie	3-0	29	9.7	4-9	.444	0-0	.000	1-6	.167	3	2	5	1.7	6	0	0	2	0	0	9	3.0
25	WOODS, Mae	6-0	39	6.5	1-6	.167	0-0	.000	2-4	.500	2	3	5	0.8	8	0	0	1	1	0	4	0.7
01	DYSON, Zalika	6-1	43	7.2	1-3	.333	0-0	.000	1-3	.333	0	3	3	0.5	10	0	1	6	2	1	3	0.5
12	WORKMAN, Megan	3-0	11	3.7	0-3	.000	0-2	.000	1-2	.500	2	1	3	1.0	1	0	0	2	0	0	1	0.3
04	WHITE, Michelle	1-0	2	2.0	0-0	.000	0-0	.000	0-0	.000	0	0	0	0.0	0	0	0	0	0	0	0	0.0
Team													13	18	31							
Total.....		6	1200		138-355	.389	29-89	.326	108-175	.617	69	159	228	38.0	117	1	66	93	24	57	413	68.8
Opponents.....		6	1200		148-389	.380	41-113	.363	111-151	.735	106	183	289	48.2	134	-	71	106	24	51	448	74.7

TEAM STATISTICS	HOU	OPP	Date	Opponent	Score	Att.
SCORING	413	448	11/23/10	at Louisiana Tech	w 70-66	1552
Points per game	68.8	74.7	12/19/10	vs Louisville	w 92-80	0
Scoring margin	-5.8	-	12/20/10	vs Marist	L 70-78	0
FIELD GOALS-ATT	138-355	148-389	12/28/10	GEORGETOWN	L 37-77	1634
Field goal pct	.389	.380	* 1/27/11	at UCF	w 71-68	231
3 POINT FG-ATT	29-89	41-113	3/20/11	vs West Virginia	L 73-79	0
3-point FG pct	.326	.363				
3-pt FG made per game	4.8	6.8				
FREE THROWS-ATT	108-175	111-151				
Free throw pct	.617	.735				
F-Throws made per game	18.0	18.5				
REBOUNDS	228	289				
Rebounds per game	38.0	48.2				
Rebounding margin	-10.2	-				
ASSISTS	66	71				
Assists per game	11.0	11.8				
TURNOVERS	93	106				
Turnovers per game	15.5	17.7				
Turnover margin	+2.2	-				
Assist/turnover ratio	0.7	0.7				
STEALS	57	51				
Steals per game	9.5	8.5				
BLOCKS	24	24				
Blocks per game	4.0	4.0				
ATTENDANCE	1634	1783				
Home games-Avg/Game	1-1634	2-892				
Neutral site-Avg/Game	-	3-0				

\* - Conference USA game  
% - Conference USA Championship (El Paso, Texas)

Score by Periods	1st	2nd	Totals
Houston	170	243	413
Opponents	213	235	448

GAME 1 • Nov. 14, 2010 • Hofheinz Pavilion • Houston, Texas

	UT Arlington	48
	Houston	88

**Houston** - Lesslee Mason and Courtney Taylor posted double-doubles to lead the University of Houston women's basketball team to an 88-48 season-opening rout of UT Arlington Sunday evening at Hofheinz Pavilion.

The Cougars got off to a slow start, going only 1-of-12 from the field in the opening seven minutes before Taylor recorded a 3-point play to put Houston ahead, 5-4.

Brittney Scott and Porsche Landry followed with 3-point buckets, while the Cougar defense held the Mavericks scoreless for over six minutes to push Houston out to a comfortable lead.

After UTA fought back to cut the double-digit deficit to five points, the Cougars put together a 22-4 run over the final 6:04 en route to a 43-20 halftime lead.

Five Cougars scored in double figures, led by seniors Taylor and Scott, who each tallied 18 points. Taylor notched her 41st-career double-double with a bucket at the 18:45 mark of the second half. The Crockett, Texas, native pulled down 10 rebounds and went 6-of-10 from the field and 6-of-8 from the free-throw line.

Scott went 6-of-13 from the field, including a game-high four 3-pointers on seven attempts. The Orange, Texas, native reached the double-digit mark in less than 15 minutes in the first half of play.

Mason, a senior from Cincinnati, Ohio, tallied her seventh-career double-double, despite only playing 20 minutes due to foul trouble. Mason posted 12 points and 11 rebounds and went a perfect 6-of-6 from the charity stripe. Mason was a major factor defensively in the first half, pulling down seven boards in only eight minutes of play.

Landry recorded a productive outing, posting 15 points, five assists, three steals and tying a career high with seven rebounds in 31 minutes.

Fellow junior Roxana Button rounded out the Cougars in double figures with 11 points on an 8-of-10 effort from the free-throw line.

The Cougars shot 36 percent (28-of-77) from the field, 33 percent (6-of-18) from 3-point range and 81 percent (26-of-32) from the charity stripe. Houston held the Mavericks to 27-percent shooting (15-of-55) and held a 59-37 margin in rebounding.

UT Arlington (0-2)												
Min	FG	3FG	FT	R	F	A	TO	B	S	TP		
Martin*	20	1-8	0-2	3-4	6	5	0	7	1	2	5	
Smith*	19	3-6	0-0	2-2	3	4	2	2	0	0	8	
Taylor*	37	2-9	1-5	2-2	5	1	0	4	0	1	7	
DeNure*	23	2-4	0-1	1-3	2	3	1	3	0	1	5	
Simmons*	31	7-17	3-9	3-6	2	1	1	4	0	1	20	
Green	8	0-1	0-0	0-0	0	1	2	0	1	0		
Walker	18	0-3	0-0	1-4	4	3	0	4	0	1	1	
Rodriguez	12	0-1	0-1	0-0	2	3	0	2	0	0	0	
Rhymes	16	0-3	0-0	2-2	4	3	2	0	1	0	2	
Nwanguma	16	0-3	0-0	0-0	4	2	0	2	2	1	0	
Team					5							
<b>Totals</b>	<b>200</b>	<b>15-55</b>	<b>4-18</b>	<b>14-23</b>	<b>37</b>	<b>25</b>	<b>7</b>	<b>30</b>	<b>4</b>	<b>8</b>	<b>48</b>	

Houston (1-0)												
Min	FG	3FG	FT	R	F	A	TO	B	S	TP		
Mason, B.*	28	1-5	0-1	0-0	6	2	1	3	1	2	2	
Taylor*	23	6-10	0-0	6-8	10	1	1	0	1	1	18	
Mason, L.*	20	3-9	0-1	6-6	11	3	0	2	1	3	12	
Scott*	31	6-13	4-7	2-2	2	1	1	3	0	1	18	
Landry*	31	7-16	1-3	0-0	7	1	5	7	0	3	15	
Dyson	10	0-3	0-0	1-2	4	2	1	0	2	0	1	
Williams	6	1-1	0-0	0-0	1	0	1	0	0	0	2	
Workman	9	0-2	0-1	2-2	2	3	0	0	0	0	2	
Button	25	1-7	1-5	8-10	2	1	2	0	0	1	11	
Woods	9	3-9	0-0	0-0	2	5	1	1	0	0	6	
Henderson	8	0-2	0-0	1-2	2	3	0	2	1	0	1	

Halftime: Houston 43, UTA 20 // FG%: Houston 36.4, UTA 27.3  
 3FG%: Houston 33.3, UTA 22.2 // FT%: Houston 81.3, UTA 60.9  
 Officials: Lori Porter, Jacob Tingle, Brian Paul  
 Technicals: None.  
 Att.: 486

GAME 2 • Nov. 20, 2010 • Pan American Center • Las Cruces, N.M.

	Houston	82
	New Mexico State	62

**LAS CRUCES, N.M.** - Four Cougars scored in double figures to lead Houston to an 82-62 victory over New Mexico State Saturday at Pan American Center in Las Cruces, N.M.

Houston relied on a 24-6 run over the final 7:12 of the first half to bust the game open with a 39-25 lead at the break. Roxana Button and Brittney Scott led the Cougars down the stretch with three starters on the bench due to foul trouble.

Down 19-15 at the 7:30 mark, Button nailed back-to-back 3-pointers to ignite the potent Houston offense. After Button converted a free-throw for her seventh-straight point, New Mexico native Zalika Dyson knocked down a jumper from the charity stripe.

With the Cougars up 24-19, Brittney Scott snapped a cold streak with a trey and followed with a jumper to put Houston up by 10. The Aggies tried to climb back with back-to-back jumpers, but Button drained another 3-pointer to end the threat.

Houston took its biggest lead of the first half when Scott found a wide-open Mae Woods under the basket at the buzzer for the easy layup. The Cougars charged out of the break with a 12-4 run to take a 51-29 lead, and never let the Aggies inch any closer than a 17-point margin.

For the second-straight contest, seniors Scott and Courtney Taylor both tallied a team-high 18 points. The second half belonged to Taylor, who scored 14 points on six field goals. The Crockett, Texas, native notched her 42nd-career double-double by pulling down 12 rebounds to go with three assists and two steals.

Scott began the game 0-for-6 from the field and 0-for-2 from the free-throw line before hitting five of her final six shots, including two treys, and six-straight free-throws. The Orange, Texas, product also handed out four assists in the win.

Button tied a career high with four treys on six attempts en route to a 17-point performance. Button went 6-of-10 from the field and pulled down four rebounds.

Senior Lesslee Mason also scored in double digits with 11 points, highlighted by a 5-of-6 performance from the charity stripe, while posting seven rebounds. Fellow senior Brittany Mason played a big part in Houston's swarming defense, pulling down six rebounds to go with three steals, while also handing out a career-high seven assists.

The Cougars shot 49 percent (29-of-59) from the field, 55 percent (6-of-11) from 3-point range and 67 percent (18-of-27) from the free-throw line.

Houston (2-0)												
Min	FG	3FG	FT	R	F	A	TO	B	S	TP		
Mason, B.*	35	1-2	0-0	1-2	6	4	7	2	0	3	3	
Taylor*	31	8-13	0-0	2-2	12	3	3	1	0	2	18	
Mason, L.*	26	3-11	0-0	5-6	7	3	1	0	0	1	11	
Scott*	38	5-12	2-4	6-8	3	1	4	4	0	1	18	
Landry*	15	4-7	0-1	0-0	1	2	1	3	0	0	8	
Dyson	11	1-2	0-0	2-2	4	0	0	0	0	0	4	
Williams	1	0-0	0-0	0-0	0	0	0	0	0	0	0	
Workman	1	0-0	0-0	0-0	1	0	0	1	0	0	0	
Button	31	6-10	4-6	1-4	4	1	1	1	0	0	17	
Woods	9	1-2	0-0	1-3	2	1	0	2	0	0	3	
Henderson	2	0-0	0-0	0-0	1	1	0	0	0	0	0	
Team					4							
<b>Totals</b>	<b>200</b>	<b>29-59</b>	<b>6-11</b>	<b>18-27</b>	<b>45</b>	<b>16</b>	<b>17</b>	<b>14</b>	<b>0</b>	<b>7</b>	<b>82</b>	

New Mexico State (2-2)												
Min	FG	3FG	FT	R	F	A	TO	B	S	TP		
McGhee*	3	0-0	0-0	0-0	0	2	0	0	1	0	0	
Wampler*	26	5-10	0-0	4-4	7	2	2	1	0	1	14	
Love*	26	7-18	1-5	3-3	2	1	0	3	0	3	18	
Spence*	28	6-14	2-4	0-2	5	0	4	2	1	0	14	
Corbett*	10	0-2	0-2	0-0	0	2	0	1	1	1	0	
Magazzeni	13	1-4	0-0	0-2	3	2	0	0	0	0	2	
Sanchez	20	0-1	0-1	1-3	5	1	0	1	2	0	1	
Soto	15	2-6	1-2	0-0	2	2	0	1	0	1	5	
Chenier	16	1-5	0-1	0-0	1	4	1	2	0	3	2	
Rutledge	7	0-3	0-0	0-0	2	0	1	1	0	0	0	
Fletcher	10	0-1	0-0	0-0	2	2	0	0	0	0	0	
Rosen	26	3-5	0-0	0-0	2	3	2	1	1	1	6	
Team					4							
<b>Totals</b>	<b>200</b>	<b>25-69</b>	<b>4-15</b>	<b>8-14</b>	<b>35</b>	<b>21</b>	<b>10</b>	<b>13</b>	<b>6</b>	<b>10</b>	<b>62</b>	

Halftime: Houston 39, NMSU 25 // FG%: Houston 49.2, NMSU 36.2  
 3FG%: Houston 54.5, NMSU 26.7 // FT%: Houston 66.7, NMSU 57.1  
 Officials: Eric Larson, Bob Scofield, Steve Belnap  
 Technicals: None.  
 Att.: 1059

GAME 3 • Nov. 23, 2010 • Thomas Assembly Center • Ruston, La.

	Houston	70
	Louisiana Tech	66

**RUSTON, La.** - The University of Houston women's basketball team overcame a 16-point deficit in the second half to topple Louisiana Tech by a score of 70-66, Tuesday night at Thomas Assembly Center in Ruston, La. The Cougars improved to 3-0 for only the second time in the past six seasons.

Houston trailed by 12 points with 9:04 remaining before putting together a 9-0 run over 1:21 to cut the deficit to three points. Porsche Landry sparked the run with back-to-back 3-pointers and Courtney Taylor followed with a 3-point play.

After trading baskets, neither team scored for three minutes until Taylor knocked down two free-throws to push the Cougars within a point. After the Lady Techsters ran the lead back out to three points, Taylor knocked down a field goal and followed with a steal and a layup with 1:02 remaining to give Houston its first lead since the 12:47 mark of the first half.

Trailing by two points, Louisiana Tech received the ball with 17.6 seconds remaining and the Cougar defense came up with the stop, allowing senior Brittney Scott to ice the contest with two free-throws with 1.6 seconds left. The Lady Techsters were held to only two points over the game's final 6:52.

Landry led the Cougars with a season-high 20 points off 7-of-17 shooting from the field and a 3-of-4 effort from beyond the arc. The junior from Houston also handed out three assists and posted two steals.

Taylor registered her third-straight double-double of the season and 43rd of her career with 19 points and 11 rebounds. The senior from Crockett, Texas, became the all-time leader at Houston with 609 defensive rebounds and jumped to eighth in UH history with 1,283 career points.

Senior Lesslee Mason was all over the court Tuesday, posting 13 points, seven rebounds, a career-high five assists and four steals. Mason kept the Cougars close in the first half, scoring nine of the opening 17 points.

Scott also scored in double-figures for the third-straight contest, posting 12 points to go with three boards, three assists and two steals.

The Cougars forced 21 Lady Techster turnovers on 19 steals, while handing out 16 assists to only 11 turnovers.

Houston shot 40 percent (27-of-68) from the field, 39 percent (5-of-13) from 3-point range and 52 percent (11-of-21) from the charity stripe.

Houston (3-0)												
Min	FG	3FG	FT	R	F	A	TO	B	S	TP		
Mason, B.*	27	1-5	0-0	0-0	5	4	3	2	0	5	2	
Taylor*	36	8-16	0-1	3-4	11	1	2	2	1	3	19	
Mason, L.*	34	6-13	0-0	1-7	7	3	5	1	2	4	13	
Scott*	40	3-12	2-6	4-4	3	1	3	1	0	2	12	
Landry*	34	7-17	3-4	3-6	0	2	3	3	1	2	20	
Dyson	8	0-0	0-0	0-0	0	4	0	1	1	1	0	
Button	14	1-3	0-2	0-0	2	0	0	1	0	2	2	
Woods	7	1-2	0-0	0-0	2	0	0	0	0	0	2	
Team					8							
<b>Totals</b>	<b>200</b>	<b>27-68</b>	<b>5-13</b>	<b>11-21</b>	<b>38</b>	<b>15</b>	<b>16</b>	<b>11</b>	<b>5</b>	<b>19</b>	<b>70</b>	

Louisiana Tech (2-2)												
Min	FG	3FG	FT	R	F	A	TO	B	S	TP		
Bramble-Davidson*22	3-8	0-0	0-0	11	4	1	1	1	1	0	6	
Wysinger-Mackey*36	2-8	0-0	3-4	10	3	3	3	1	2	7		
Jones*	31	3-11	2-6	3-4	2	1	1	2	1	1	11	
Bendolph*	33	2-10	1-5	0-0	7	3	6	7	0	1	5	
Johnson*	40	10-21	2-3	4-7	14	4	0	5	3	0	26	
Kempt	3	0-1	0-0	0-0	0	0	0	0	0	0	0	
Holloway	7	2-2	2-2	0-0	0	0	0	2	1	0	6	
Felton	17	2-4	1-2	0-0	1	0	0	2	0	0	5	
Anderson	11	0-1	0-0	0-0	4	2	0	0	0	0	0	
Team					3							
<b>Totals</b>	<b>200</b>	<b>24-66</b>	<b>8-18</b>	<b>10-15</b>	<b>52</b>	<b>17</b>	<b>13</b>	<b>21</b>	<b>6</b>	<b>4</b>	<b>66</b>	

Halftime: Louisiana Tech 36, Houston 28 // FG%: Houston 39.7, Louisiana Tech 36.4  
 3FG%: Houston 38.5, Louisiana Tech 44.4 // FT%: Houston 52.4, Louisiana Tech 66.7  
 Officials: Marc Merritt, Ron Harris, Marcus Clayton  
 Technicals: None.  
 Att.: 1552

GAME 4 • Nov. 27, 2010 • Mabee Center • Tulsa, Okla.

	Houston	93
	Oral Roberts	89

TULSA, Okla. - Porsche Landry rattled off a career-high 31 points as the University of Houston women's basketball team held on for a 93-89 victory over Oral Roberts Saturday at the Mabee Center. The Cougars improved to 4-0 with their third-straight road victory.

The Cougars survived an ORU flurry that saw the Golden Eagles (2-5) erase a 10-point deficit in just over three and a half minutes.

Trailing by two points midway through the second half, Houston put together a 12-2 run to take a 69-61 lead at the 10:06 mark, capped off by a circus shot for a 3-point play from Landry.

With the Cougars up by 10 at 7:47, the Golden Eagles struck back with a 7-0 run in 40 seconds to cut the lead down to three points. With just over four minutes remaining, ORU's Kevi Luper nailed a 3-pointer to even the contest at 85.

Brittney Scott broke the deadlock with a trey from the corner with 2:56 remaining, and followed with two made free-throws to give the Cougars a four-point lead with a 1:50 left to play.

After ORU cut the lead back down to one point with under 20 seconds remaining, Scott tallied her sixth and seventh-straight points with two more free-throws to give the Cougars a 92-89 edge. Landry then wrestled away the ensuing inbound pass and made one of the two free-throws to put the contest out of reach.

Landry led the Cougars by going 10-of-14 from the field, including three 3-pointers on four attempts, and 8-of-9 from the charity stripe. Landry also handed out five assists and swiped a team-high four steals.

Courtney Taylor notched her fourth-straight double-double with 23 points and a season-high 17 rebounds in 39 minutes. Taylor, who also posted four blocks and two steals, was 10-of-18 from the field and 3-of-5 from the free-throw line.

Fellow senior Lesslee Mason also registered a double-double with 11 points and 10 rebounds, while swatting four shots. Mason, who earned her eighth-career double-double performance, was 7-of-8 from the charity stripe.

Scott rounded out the double-digit scorers with 18 points to go with a team-high six assists. Scott was 5-of-14 from the field, including three treys, and 5-of-6 from the free-throw line.

The Cougars shot 48 percent (31-of-65) from the field, 39 percent (7-of-18) from 3-point range and 80 percent (24-of-30) from the free-throw line, including an 18-of-20 effort in the second half.

Houston (4-0)												
	Min	FG	3FG	FT	R	F	A	TO	B	S	TP	
Mason, B*	35	2-5	0-1	0-0	1	3	2	2	0	1	4	
Taylor*	39	10-18	0-2	3-5	17	4	1	1	4	2	23	
Mason, L*	35	2-8	0-0	7-8	10	3	1	3	4	2	11	
Scott*	30	5-14	3-8	5-6	3	3	6	5	0	2	18	
Landry*	37	10-14	3-4	8-9	2	3	5	5	0	4	31	
Dyson	7	0-1	0-0	0-0	0	0	1	0	1	0	0	
Button	17	2-5	1-3	1-2	1	0	1	1	0	0	6	
Team					3							
<b>Totals</b>	<b>200</b>	<b>31-65</b>	<b>7-18</b>	<b>24-30</b>	<b>37</b>	<b>16</b>	<b>17</b>	<b>17</b>	<b>9</b>	<b>11</b>	<b>93</b>	

Oral Roberts (2-5)												
	Min	FG	3FG	FT	R	F	A	TO	B	S	TP	
Jones*	31	3-9	3-6	0-0	0	3	2	2	0	2	9	
Buck*	22	0-3	0-0	0-2	4	3	0	2	0	0	0	
Luper*	36	11-26	3-6	5-8	6	2	1	2	0	4	30	
Pyle*	24	8-11	0-0	2-2	12	5	2	0	0	1	18	
Biggam*	35	7-15	4-8	4-4	9	3	10	6	0	2	22	
Cergol	6	0-2	0-1	0-0	0	0	1	3	0	0	0	
Key	12	1-2	1-2	0-0	2	0	0	2	0	1	3	
Allen	29	3-4	0-0	1-2	4	4	1	0	2	1	7	
Carver	5	0-2	0-0	0-0	1	0	0	0	0	0	0	
Team					5							
<b>Totals</b>	<b>200</b>	<b>33-74</b>	<b>11-23</b>	<b>12-18</b>	<b>43</b>	<b>20</b>	<b>15</b>	<b>19</b>	<b>2</b>	<b>11</b>	<b>89</b>	

Halftime: Oral Roberts 45, Houston 43 // FG%: Houston 47.7, Oral Roberts 44.6  
 3FG%: Houston 38.9, Oral Roberts 47.8 // FT%: Houston 80.0, Oral Roberts 66.7  
 Officials: Nick Marshall, Jeff Faulconer, Steve Wilkins  
 Technicals: None.  
 Att.: 890

GAME 5 • Dec. 2, 2010 • Daniel-Meyer Coliseum • Fort Worth, Texas

	Houston	57
	TCU	69

FORT WORTH, Texas - The University of Houston women's basketball team couldn't overcome a dismal shooting effort to suffer their first setback of the season to TCU by a score of 69-57 Thursday night at Daniel-Meyer Coliseum.

The Cougars (4-1) shot an icy 26 percent (20-of-76) from the field, including an 8-of-40 (20 percent) effort during the first half.

Senior Courtney Taylor registered her fifth-straight double-double with 13 points and 14 rebounds to lead the Cougars. The Crockett, Texas, native was 5-of-13 from the field and 3-of-5 from the free-throw line, while swiping four steals in 37 minutes.

Porsche Landry tallied 13 points to go with five rebounds and five assists, while Roxana Button also scored in double figures with 12 points.

Lesslee Mason led the defensive effort, pulling down 10 boards to go with five blocks and four steals, while Brittney Scott added nine points, five rebounds and four assists.

Trailing by a score of 23-15 with 2:47 remaining in the first half, the Cougars put together a 5-0 run to cut the deficit to three heading into the break.

Houston stormed out of the half with four consecutive 3-pointers to take a 32-25 lead. Landry ignited the run with her first trey of the contest, while Scott gave the Cougars their first lead with another long-range jumper at the 18:36 mark. Brittany Mason followed up with her first 3-pointer of the season on the ensuing possession, while Scott answered a TCU bucket with another dagger.

TCU's Emily Carter would answer, hitting back-to-back treys to spark a 25-9 run to give the Horned Frogs a 50-41 edge.

The Cougars would cut the deficit back down to two points at the 4:56 mark, but the Frogs struck again from long range with back-to-back 3-pointers to put the contest out of reach.

Houston won the rebounding battle by a 51-46 margin, including a 24-9 edge on the offensive glass. The Cougars committed only 12 turnovers while forcing 14 TCU turnovers on 10 steals.

Carter led the Frogs with 26 points, while Helena Sverrisdottir posted 14 points, nine rebounds and eight assists.

Houston (4-1)												
	Min	FG	3FG	FT	R	F	A	TO	B	S	TP	
Mason, B*	25	3-5	1-2	0-0	3	4	0	1	0	0	7	
Taylor*	37	5-13	0-2	3-5	14	2	1	3	0	4	13	
Mason, L*	37	0-11	0-0	2-4	10	2	0	2	5	4	2	
Scott*	28	3-15	2-10	1-2	5	2	4	1	0	0	9	
Landry*	33	5-19	1-7	2-3	5	4	5	2	0	1	13	
Dyson	7	0-2	0-0	1-2	4	0	0	0	1	0	1	
Button	21	4-11	3-9	1-2	2	0	0	2	0	1	12	
Woods	7	0-0	0-0	0-0	0	0	0	0	0	0	0	
Henderson	3	0-0	0-0	0-0	0	2	0	0	0	0	0	
Johnson	2	0-0	0-0	0-0	0	0	0	1	0	0	0	
Team					8							
<b>Totals</b>	<b>200</b>	<b>20-76</b>	<b>7-30</b>	<b>10-18</b>	<b>51</b>	<b>16</b>	<b>10</b>	<b>12</b>	<b>6</b>	<b>10</b>	<b>57</b>	

TCU (4-3)												
	Min	FG	3FG	FT	R	F	A	TO	B	S	TP	
Sverrisdottir*	33	5-11	1-3	3-3	9	2	8	0	2	3	14	
Crawford*	26	6-12	0-0	2-2	9	2	0	2	3	1	14	
Carter*	37	6-15	3-7	11-14	5	0	2	2	1	0	26	
Wynn*	21	0-4	0-2	2-2	5	2	0	2	1	3	2	
Garoutte*	18	2-6	0-0	0-1	2	2	1	1	0	0	4	
Thompson	17	0-1	0-1	0-0	4	1	3	0	0	0	0	
Henson	5	0-0	0-0	0-0	0	0	0	0	0	0	0	
Gross	16	2-3	0-0	0-0	3	4	0	2	1	0	4	
Garcia	5	0-0	0-0	0-0	1	0	1	0	0	0	0	
Rentschler	22	2-6	1-2	0-0	6	1	1	2	0	0	5	
Team					3							
<b>Totals</b>	<b>200</b>	<b>23-58</b>	<b>5-15</b>	<b>18-21</b>	<b>46</b>	<b>14</b>	<b>15</b>	<b>14</b>	<b>8</b>	<b>8</b>	<b>69</b>	

Halftime: TCU 23, Houston 20 // FG%: Houston 26.3, TCU 39.7  
 3FG%: Houston 23.3, TCU 33.3 // FT%: Houston 55.6, TCU 85.7  
 Officials: Clarke Stevens, Marianne Karp, Brian Hall  
 Technicals: Houston-TEAM  
 Att.: 2651

GAME 6 • Dec. 5, 2010 • Hofheinz Pavilion • Houston, Texas

	Texas A&M-Corpus Christi	62
	Houston	72

HOUSTON - Brittney Scott tallied 29 points with a career-high seven 3-pointers as the University of Houston women's basketball team held on for a 72-62 victory over Texas A&M-Corpus Christi Sunday afternoon at Hofheinz Pavilion.

The Cougars roared out of the gate, taking a 19-2 lead in the first four minutes off of a perfect 7-of-7 shooting effort from the field and a 3-of-3 mark from 3-point range.

Houston then went scoreless over the next 5:24, allowing the Islanders to cut the deficit to six points. After the Cougars clawed back to push the lead to 41-25, Corpus Christi rode a 7-0 run into the break to narrow the Houston lead to 41-32.

The Islanders (0-7) continued their assault to begin the second half, cutting the lead to three points on a 15-2 run. Scott halted the skid at the 15:39 mark with a trey to spark a 13-2 Cougar run to put Houston ahead 56-42.

Corpus Christi charged right back to get as close as six points with 6:03 remaining before Scott knocked down another huge long-range bomb to put the Cougars up by 11 with less than four minutes to play.

Scott was 10-of-18 from the field, 7-of-11 from 3-point range, and 2-of-2 from the free-throw line. The senior from Orange, Texas, also added three assists, three steals and two rebounds.

Fellow senior Lesslee Mason turned in another productive performance, posting nine points, 10 rebounds, four assists, four blocks and two steals. The Cincinnati, Ohio, product has posted double-digit rebounds in four of the Cougars' six contests, while swatting at least four shots in the past three games.

Junior guard Porsche Landry registered 15 points and a season-high seven assists, while leading the Cougars at the charity stripe with a perfect 8-of-8 effort.

Senior forward Courtney Taylor just missed her seventh-consecutive double-double with nine points and nine rebounds in 23 minutes, while fellow senior Brittany Mason added six points, eight rebounds and three steals.

The Cougars turned the ball over a season-high 24 times, while forcing 30 Islander turnovers on 13 steals. Corpus Christi edged Houston in rebounding by a 42-40 margin.

Lauren Smith paced the Islanders in scoring with 16 points, while Adrienne Scott tallied a double-double with 12 points and 11 rebounds.

Texas A&M-Corpus Christi (0-7)												
	Min	FG	3FG	FT	R	F	A	TO	B	S	TP	
Jeffery*	21	4-7	0-0	4-5	4	3	0	2	0	1	12	
Scott*	31	6-13	0-0	0-1	11	3	3	2	0	1	12	
Davis*	22	0-5	0-2	0-0	4	3	0	4	0	0	0	
Smith*	36	6-8	1-1	3-4	5	2	0	5	0	2	16	
Robinson*	7	0-1	0-0	0-0	1	0	4	0	0	0	0	
Darley	28	5-9	0-1	0-6	9	4	2	3	0	4	10	
Jammer	5	0-1	0-0	0-0	0	1	0	0	0	1	0	
Huff	7	1-2	0-1	0-0	1	1	0	2	0	1	2	
Vega-Vega	16	2-5	0-0	0-0	1	2	4	1	1	1	4	
Gregory	27	2-8	0-5	2-2	3	0	3	4	0	2	6	
Team					3							
<b>Totals</b>	<b>200</b>	<b>26-59</b>	<b>1-10</b>	<b>9-18</b>	<b>42</b>	<b>19</b>	<b>11</b>	<b>30</b>	<b>1</b>	<b>13</b>	<b>62</b>	

Houston (5-1)												
	Min	FG	3FG	FT	R	F	A	TO	B	S	TP	
Mason, B.*	37	3-9	0-2	0-0	8	1	1	5	0	3	6	
Taylor*	23	3-7	0-1	3-6	9	4	1	0	0	1	9	
Mason, L.*	34	4-7	0-0	1-6	10	2	4	2	4	2	9	
Scott*	38	10-18	7-11	2-2	2	2	3	8	0	3	29	
Landry*	31	3-13	1-4	8-8	4	3	7	3	0	2	15	
Dyson	7	0-2	0-0	0-0	2	2	0	2	0	0	0	
Button	17	1-3	0-1	0-0	1	2	1	3	0	2	2	
Woods	6	1-2	0-1	0-0	1	2	0	1	0	0	2	
Henderson	4	0-3	0-0	0-0	1	0	0	1	0	0	0	
Johnson	3	0-0	0-0	0-0	0	0	0	0	0	0	0	
Team					2							
<b>Totals</b>	<b>200</b>	<b>25-64</b>	<b>8-20</b>	<b>14-22</b>	<b>40</b>	<b>19</b>	<b>17</b>	<b>24</b>	<b>5</b>	<b>13</b>	<b>72</b>	

Halftime: Houston 41, TAMU-CC 32 // FG%: Houston 39.1, TAMU-CC 44.1  
 3FG%: Houston 40.0, TAMU-CC 10.0 // FT%: Houston 63.6, TAMU-CC 50.0  
 Officials: Ivory Bickham, Scotty Herman, Laurie Porter  
 Technicals: None.  
 Att.: 521

GAME 7 • Dec. 7, 2010 • Hofheinz Pavilion • Houston, Texas

	<b>UTSA</b>	<b>59</b>
	<b>Houston</b>	<b>71</b>

**HOUSTON** - Courtney Taylor registered 24 points and 14 rebounds to lead the University of Houston women's basketball team to a 71-59 victory over UTSA Tuesday night at Hofheinz Pavilion. The Cougars earned their seventh-straight home victory to improve to 6-1 on the season.

Taylor, a senior from Crockett, Texas, was 10-of-16 from the field, including her first 3-pointer of the season, and 3-of-4 from the free-throw line. Taylor also handed out three assists and swiped a season-high five steals.

Porsche Landry also carried the Cougars down the stretch, posting 12 of her 18 points in the second half, including eight in the final four minutes. Landry was 7-of-15 from the field and a perfect 4-of-4 from the charity stripe. The Houston product also handed out five assists, marking the fourth-straight game with at least five dimes.

Leslee Mason nearly missed a double-double, finishing with eight points and nine rebounds. Mason dominated the first half of play, scoring all eight points and pulling down seven boards in the opening frame.

Roxana Button added seven points and four rebounds, while Brittney Scott chipped in six points, six boards and four assists.

The Cougars fought from behind for most of the opening 12 minutes of the contest, as UTSA (3-5) drained seven first-half 3-pointers.

Down 20-13 at the 8:30 mark, Brittany Mason knocked down her second long-range bomb of the season to spark a 17-4 UH run resulting in a seven-point lead.

The Roadrunners battled back to cut the Houston lead to one nearly four minutes into the second half before the Cougars answered with an 18-5 run to jump ahead by 12.

Landry and Taylor helped Houston fend off a late UTSA rally, combining for all six of the Cougars' field goals in the last four minutes of play.

The Houston defense allowed the second-lowest point total of the season to the Roadrunners, while forcing 20 turnovers on 14 steals. The Cougars won the rebounding battle by a 47-36 margin and swatted seven shots.

UH shot 41 percent (29-of-71) from the field, including a 3-of-13 effort from 3-point range and 77 percent (10-of-13) from the foul line. Houston limited UTSA to 34-percent shooting (21-of-81) from the field, which is the second lowest mark of the season.

UTSA (3-5)												
	Min	FG	3FG	FT	R	F	A	TO	B	S	TP	
Franklin*	35	3-8	1-2	0-0	8	4	0	6	1	0	7	
Wright*	7	1-2	0-0	1-2	0	2	0	0	0	0	3	
Gregg*	40	6-18	4-10	2-2	5	1	2	2	0	1	18	
Gardner*	14	1-4	0-0	0-0	3	1	3	0	1	2		
Davis*	39	3-10	3-9	0-0	4	2	4	5	3	2	9	
Malone	27	3-8	1-2	2-2	9	2	6	2	0	0	9	
Watuurocha	8	1-1	0-0	0-0	1	1	1	0	0	0	2	
Thorman	5	1-2	0-0	0-0	1	1	0	0	0	0	2	
Cooper	25	2-8	0-0	3-3	4	3	1	2	1	2	2	
Team					4							
<b>Totals</b>	<b>200</b>	<b>21-61</b>	<b>9-23</b>	<b>8-9</b>	<b>36</b>	<b>19</b>	<b>15</b>	<b>20</b>	<b>5</b>	<b>6</b>	<b>59</b>	
Houston (6-1)												
	Min	FG	3FG	FT	R	F	A	TO	B	S	TP	
Mason, B.*	31	2-11	1-3	1-2	4	3	0	2	1	2	6	
Taylor*	37	10-16	1-3	3-4	14	2	3	5	2	5	24	
Mason, L.*	34	4-10	0-0	0-1	9	3	0	2	2	2	8	
Scott*	38	3-12	0-3	0-0	6	2	4	0	1	0	6	
Landry*	32	7-15	0-1	4-4	4	2	5	3	1	4	18	
Dyson	3	0-0	0-0	0-0	0	1	0	1	0	0	0	
Button	17	2-5	1-2	2-2	4	1	1	0	0	1	7	
Woods	3	0-0	0-0	0-0	1	1	0	1	0	0	0	
Johnson	5	1-2	0-1	0-0	0	0	0	0	0	0	2	
Team					5							
<b>Totals</b>	<b>200</b>	<b>29-71</b>	<b>3-13</b>	<b>10-13</b>	<b>47</b>	<b>15</b>	<b>13</b>	<b>14</b>	<b>7</b>	<b>14</b>	<b>71</b>	
Halftime: Houston 36, UTSA 30 // FG%: Houston 40.8, UTSA 34.4 3FG%: Houston 23.1, UTSA 39.1 // FT%: Houston 76.9, UTSA 88.9 Officials: Marc Merritt, Marlin Ramsey, Britton Sherry Technical: None. Att.: 412												

GAME 8 • Dec. 18, 2010 • Cox Pavilion • Las Vegas, Nev.

	<b>Houston</b>	<b>79</b>
	<b>#21 Nebraska</b>	<b>70</b>

**LAS VEGAS** - Porsche Landry scored 18 of her team-high 21 points in the second half as the University of Houston women's basketball team knocked off No. 21 Nebraska by a score of 79-70 Saturday afternoon to kick off play at the Dual in the Desert Tournament in Las Vegas, Nev.

The Cougars (7-1) held a 13-point lead at the half and endured two furious Nebraska runs down the stretch to hang on for their first victory over a ranked team this season.

Nebraska's Jordan Hooper stormed out of the break, scoring 12 points in just over four minutes as the Huskers put together a 14-3 run to cut the Houston lead to only three points.

Houston kicked the lead back out to 13 points after scoring nine consecutive points, but the Huskers answered with a 12-2 run to push the deficit back to three points with 8:16 remaining.

With the Cougars holding an eight-point lead, senior Jasmine Johnson sank her first 3-pointer of the year to push the Houston advantage back to double digits with only 4:12 left to play.

The Cougar defense held Nebraska scoreless for over four minutes until Dominique Kelley hit a jumper at the 2:58 mark, and Hooper was held to only two field goals over the final 15 minutes.

Landry scored the last six points for the Cougars over the final two minutes to put the contest out of reach. Landry was 7-of-11 from the field and 7-of-10 from the free-throw line, while posting five assists, four rebounds and three steals in only 24 minutes of play. The Houston native has handed out at least five assists in five-straight contests.

Brittney Scott added 16 points and six rebounds, shooting 6-of-15 from the field, including a 4-of-10 effort from 3-point range. Scott began the contest with a hot hand, hitting back-to-back treys to open the game en route to 11 points in the opening half.

Courtney Taylor registered her seventh double-double of the season and 47th of her career with 11 points and 12 rebounds. Leslee Mason chipped in with nine points, 10 rebounds and three blocks, marking the fifth contest this season with double-digit rebounds.

Roxana Button and Brittany Mason each added seven points apiece.

Houston (7-1)												
	Min	FG	3FG	FT	R	F	A	TO	B	S	TP	
Mason, B.*	33	3-11	1-5	0-0	4	2	3	3	2	1	7	
Taylor*	37	3-8	0-2	5-9	12	0	2	1	2	2	11	
Mason, L.*	27	3-7	0-0	3-4	10	3	0	2	3	1	9	
Scott*	34	6-15	4-10	0-0	6	3	1	2	0	0	16	
Landry*	24	7-11	0-0	7-10	4	4	5	2	0	3	21	
Dyson	11	0-2	0-0	2-2	3	0	1	0	2	0	2	
Button	17	3-6	1-4	0-1	4	0	1	0	0	0	7	
Woods	2	0-0	0-0	0-0	0	1	0	1	0	0	0	
Johnson	15	2-5	1-2	1-2	3	1	0	0	0	0	6	
Team					5							
<b>Totals</b>	<b>200</b>	<b>27-65</b>	<b>7-23</b>	<b>18-28</b>	<b>51</b>	<b>14</b>	<b>13</b>	<b>11</b>	<b>9</b>	<b>7</b>	<b>79</b>	
Nebraska (8-2)												
	Min	FG	3FG	FT	R	F	A	TO	B	S	TP	
Hooper*	35	11-25	6-9	0-1	13	2	2	2	0	0	28	
Redmon*	20	3-4	0-0	1-3	9	3	0	2	1	0	7	
Moore*	37	4-18	2-8	1-1	1	1	5	2	0	1	11	
Burke*	27	1-6	1-4	0-0	1	2	3	0	0	0	3	
Kelley*	33	4-16	0-2	6-7	9	3	0	3	0	0	14	
McCann-Smith	3	0-0	0-0	0-0	1	0	0	0	0	0	0	
Williams	10	1-3	0-1	0-0	2	1	0	0	0	0	2	
Periago	14	2-4	1-0	0-0	6	3	0	2	1	1	5	
Leick	18	0-3	0-3	0-0	1	3	1	1	0	0	0	
Maurer	3	0-0	0-0	0-0	1	0	0	0	0	0	0	
Team					8							
<b>Totals</b>	<b>200</b>	<b>26-79</b>	<b>10-29</b>	<b>8-12</b>	<b>51</b>	<b>19</b>	<b>11</b>	<b>13</b>	<b>2</b>	<b>2</b>	<b>70</b>	
Halftime: Houston 40, Nebraska 27 // FG%: Houston 41.5, Nebraska 32.9 3FG%: Houston 30.4, Nebraska 34.5 // FT%: Houston 64.3, Nebraska 66.7 Officials: Lisa Jones, Maj Forsberg, Richard Waters Technical: None. Att.: 946												

GAME 9 • Dec. 19, 2010 • Cox Pavilion • Las Vegas, Nev.

	<b>Houston</b>	<b>92</b>
	<b>Louisville</b>	<b>80</b>

**LAS VEGAS** - Five players scored in double figures as the University of Houston women's basketball team won their fourth-straight contest with a 92-80 victory over Louisville Sunday afternoon at the Duel in the Desert Tournament in Las Vegas, Nev.

Porsche Landry led the Cougars (8-1) with 21 points off 6-of-14 shooting from the field and an 8-of-10 effort from the free-throw line. Landry handed out five assists, marking the sixth-straight game with at least five dimes, while also pulling down four rebounds.

Jasmine Johnson made a huge impact spelling Landry at the point guard position, posting a career-high 15 points in only 13 minutes of action. Johnson, who had only scored eight points in four games this season, was 5-of-7 from the field and 4-of-4 from the charity stripe.

Brittney Scott rattled off 16 points, going 5-of-10 from the field, including a 3-of-6 effort from 3-point range, and 3-of-3 from the free-throw line. Scott also handed out three assists and swiped two steals in 32 minutes.

Courtney Taylor missed a double-double for only the second time this season with 13 points and six rebounds, while Brittany Mason posted a season-high 10 points to go with a team-high eight boards.

Leslee Mason chipped in with eight points and five rebounds, while Roxana Button and Allie Henderson each added four points apiece.

The Cougars jumped out to a 19-8 lead at the 13:55 mark of the first half behind back-to-back 3-point buckets from Button and Scott. The Cardinals quickly answered with a 14-2 run to take its first and only lead with 10:44 remaining in the opening half.

With the contest knotted at 32 points apiece with 6:50 remaining, the Cougars outscored Louisville by an 18-5 margin and held the Cardinals to only one field goal over the final 4:23 to hold a 50-37 lead at the break.

Louisville (8-5) could only climb to within 11 points in the second half before Houston answered back to keep a comfortable lead.

With the Cougars leading 63-50, Johnson converted an acrobatic layup and Taylor followed with a trey to push the margin back to 18 points. The Cardinals battled back to 14 points before Taylor buried another shot from downtown to end the threat.

Houston (8-1)												
	Min	FG	3FG	FT	R	F	A	TO	B	S	TP	
Mason, B.*	28	4-6	1-2	1-2	8	4	2	4	0	2	10	
Taylor*	35	5-9	2-3	1-2	6	2	2	1	2	3	13	
Mason, L.*	27	3-6	0-0	2-3	5	4	2	1	1	1	8	
Scott*	32	5-10	3-6	3-3	0	2	3	3	0	2	16	
Landry*	31	6-14	1-2	8-10	4	3	5	2	0	2	21	
Dyson	6	0-1	0-0	0-0	0	1	0	2	0	0	0	
Button	19	1-4	1-2	1-2	1	0	1	0	0	0	4	
Woods	3	0-1	0-0	0-0	0	3	0	0	0	0	0	
Johnson	13	5-7	1-1	4-4	1	1	1	2	0	1	15	
Henderson	6	2-3	0-0	0-1	3	2	0	0	0	0	4	
Workman	0+	0-1	0-0	1-2	0	0	0	0	0	0	1	
Team					6							
<b>Totals</b>	<b>200</b>	<b>31-62</b>	<b>9-16</b>	<b>21-29</b>	<b>34</b>	<b>22</b>	<b>16</b>	<b>15</b>	<b>3</b>	<b>11</b>	<b>92</b>	
Louisville (8-5)												
	Min	FG	3FG	FT	R	F	A	TO	B	S	TP	
Vails*	20	1-2	0-0	1-2	3	2	0	4	0	1	3	
Hines*	24	1-3	0-0	1-4	6	5	0	6	1	1	3	
Burke*	23	2-6	1-5	0-0	5	1	1	0	0	1	5	
Schimmel*	31	8-19	5-12	2-2	3	4	4	6	0	0	23	
Gibbs*	34	3-9	2-7	2-3	3	3	0	0	0	1	10	
Harper	3	0-1	0-0	0-0	1	3	1	0	0	0	0	
Slaughter	1	0-2	0-1	0-0	1	0	0	0	0	0	0	
Tay	30	2-6	1-2	4-5	6	1	3	1	1	1	9	
Taylor	2	0-0	0-0	0-0	0	1	0	0	0	0	0	
Reid	32	10-15	0-1	7-12	10	3	0	3	0	0	27	
Team					4							
<b>Totals</b>	<b>200</b>	<b>27-63</b>	<b>9-28</b>	<b>17-28</b>	<b>42</b>	<b>23</b>	<b>12</b>	<b>21</b>	<b>2</b>	<b>5</b>	<b>80</b>	
Halftime: Houston 50, Louisville 37 // FG%: Houston 50.0, Louisville 42.9 3FG%: Houston 56.3, Louisville 32.1 // FT%: Houston 72.4, Louisville 60.7 Officials: Chuck Gonzalez, Penny Davis, Richard Waters Technical: None. Att.: 958												

**GAME 10 - Dec. 20, 2010 - Cox Pavilion - Las Vegas, Nev.**

	Houston	70
	Marist	78

**LAS VEGAS** - The University of Houston women's basketball team whittled down a 17-point second-half deficit to three points, but couldn't come any closer, suffering a 78-70 setback to Marist in the championship game at the Duel in the Desert Tournament.

The Cougars shot only 29 percent (8-of-28) from the field in the opening half, while Marist (9-2) drained six first-half 3-pointers to take a 39-25 lead into the break.

Houston would get down by as many as 17 points at the 16:49 mark, and trailed 56-40 with 11:52 remaining before mounting a furious 15-2 run to cut the deficit to only three points.

Brittney Scott rattled off eight points during the four-minute run, while the Cougars held the Red Foxes without a field goal for over five minutes.

After Marist pushed the lead back out to eight points, Jasmine Johnson, Porsche Landry and Brittney Scott all pulled off acrobatic layups while being fouled as Houston climbed back to within four points with 2:24 remaining, but the Cougars wouldn't get any closer.

Scott led Houston with 19 points, going 6-of-15 from the field and 6-of-7 from the free-throw line.

Courtney Taylor posted her eighth double-double with 10 second-half points and 12 rebounds, while Landry also scored in double figures with 10 points.

Johnson provided a spark once again off the bench, scoring nine points off a 4-of-6 shooting effort and handing out two assists.

Lesslee Mason added seven points and six boards, while swiping a team-high two steals.

Erica Allenspach led Marist with 34 points and eight rebounds in 36 minutes. Allenspach was 11-of-18 from the field, including a 5-of-8 effort from downtown.

The Cougars and Red Foxes split the rebounding battle at 43 apiece, as Houston outrebounded Marist by a 23-16 margin in the second half.

Houston shot 44 percent in the second half for a 38-percent effort (24-of-64) for the game, while shooting only 23 percent (3-of-13) from beyond the arc and 63 percent (19-of-30) from the charity stripe.

Houston (8-2)												
	Min	FG	3FG	FT	R	F	A	TO	B	S	TP	
Mason, B*	30	2-6	1-1	1-2	8	2	1	3	0	1	6	
Taylor*	35	3-12	0-2	4-8	12	1	1	1	1	1	10	
Mason, L*	25	3-8	0-2	1-2	6	4	1	3	1	2	7	
Scott*	31	6-15	1-5	6-7	2	4	1	1	0	1	19	
Landry*	21	3-11	0-1	4-5	2	4	1	0	0	0	10	
Dyson	8	1-1	0-0	0-1	2	1	0	0	0	0	2	
Button	12	1-1	1-1	1-2	2	0	2	0	0	0	4	
Woods	3	0-1	0-0	1-2	0	0	0	0	0	0	1	
Johnson	30	4-6	0-0	1-1	3	3	2	1	0	0	9	
Henderson	1	0-0	0-0	0-0	0	0	0	0	0	0	0	
Workman	1	0-1	0-1	0-0	2	0	0	0	0	0	0	
Williams	1	1-2	0-0	0-0	1	0	0	0	0	0	2	
Team					3							
<b>Totals</b>	<b>200</b>	<b>24-64</b>	<b>3-13</b>	<b>19-30</b>	<b>43</b>	<b>19</b>	<b>9</b>	<b>9</b>	<b>2</b>	<b>5</b>	<b>70</b>	

Marist (9-2)												
	Min	FG	3FG	FT	R	F	A	TO	B	S	TP	
Oliver*	20	1-7	0-0	2-2	5	2	1	2	0	0	4	
Gang*	26	2-6	0-1	0-0	5	4	0	2	0	2	4	
Caron*	22	1-5	0-0	0-0	4	3	3	0	1	2	2	
Yarde*	23	3-10	0-3	3-6	5	4	1	2	0	1	9	
Allenspach*	36	11-18	5-8	7-8	8	2	2	1	0	1	34	
Feeley	0+	0-0	0-0	0-0	0	0	0	0	0	0	0	
Ockenden	17	3-6	2-4	0-0	3	1	2	0	0	1	8	
O'Connor	10	1-4	1-2	0-0	3	3	0	1	0	0	3	
Laterza	15	2-2	0-0	0-0	6	1	0	2	0	4	4	
Best	22	2-4	0-1	2-2	4	0	2	0	0	0	6	
Beynnon	9	2-3	0-1	0-0	0	0	1	1	0	1	4	
Garnett	0+	0-0	0-0	0-0	0	0	0	0	0	0	0	
Team					1							
<b>Totals</b>	<b>200</b>	<b>28-65</b>	<b>8-20</b>	<b>14-18</b>	<b>43</b>	<b>21</b>	<b>12</b>	<b>10</b>	<b>4</b>	<b>5</b>	<b>78</b>	

Halftime: Marist 39, Houston 25 // FG%: Marist 43.1, Houston 37.5  
 3FG%: Marist 40.0, Houston 23.1 // FT%: Marist 77.8, Houston 63.3  
 Officials: Chuck Gonzalez, Shelly Nakasone, Richard Waters  
 Technicals: None.

**GAME 11 - Dec. 28, 2010 - Hofheinz Pavilion - Houston, Texas**

	#18 Georgetown	77
	Houston	37

**HOUSTON** - The University of Houston women's basketball team was unable to overcome a tumultuous first half, falling to No. 18 Georgetown by a score of 77-37, Tuesday night at Hofheinz Pavilion. The Cougars dropped their second-straight contest to fall to 8-3 overall this season.

The Hoya defense stifled the Cougars from the start, as Houston missed its first 22 shots from the field before Brittney Scott found the back of the net with 2:54 remaining in the opening half. Georgetown (11-3) swatted seven first-half shots and forced 14 turnovers as the Cougars limped into the break down 37-11.

Houston went 8-of-25 from the field in the second half for a 9-of-49 (18 percent) total, and shot just 40 percent (16-of-40) from the free-throw line.

Scott led the Cougars with nine points off a 3-of-11 shooting effort from the field.

Lesslee Mason tallied four points and a game-high eight rebounds, while Breana Williams chipped in five points, five rebounds and two assists.

Roxana Button added six points, while Allie Henderson posted five points and two boards.

The Cougars were without the service of senior Courtney Taylor due to injury. Taylor has averaged a double-double (15.8 ppg, 11.7 rpg) through the first 10 contests.

Tia Magee and Sugar Rodgers led the Hoyas with 15 and 13 points, respectively.

Georgetown won the rebound battle by a 54-36 margin and forced 27 turnovers on 19 steals.

Georgetown (11-3)												
	Min	FG	3FG	FT	R	F	A	TO	B	S	TP	
Magee*	23	3-4	1-1	8-9	5	3	0	2	0	1	15	
Crawford*	16	0-4	0-0	6-6	6	2	1	2	1	3	6	
Wright*	25	3-10	1-4	2-4	4	4	2	3	0	2	9	
Rodgers*	25	5-14	2-6	1-1	6	3	2	5	1	2	13	
McNutt*	16	0-3	0-0	3-0	3	4	0	0	0	0	0	
White	16	1-3	0-0	6-6	7	2	0	3	2	1	7	
McBride	8	3-5	0-0	1-1	1	3	0	0	0	1	8	
Wilson	3	0-1	0-0	0-0	1	0	0	0	0	1	0	
Williams	22	3-3	0-0	3-4	1	4	5	4	1	4	9	
Powell	11	1-2	0-0	4-4	4	3	1	3	1	2	6	
Reese	4	1-2	0-0	2-0	2	0	0	0	0	0	2	
Roche	21	0-3	0-1	0-0	6	2	2	1	2	2	0	
Moore	10	1-2	0-0	0-0	0	3	0	0	0	0	2	
Team					8							
<b>Totals</b>	<b>200</b>	<b>21-56</b>	<b>4-15</b>	<b>31-35</b>	<b>54</b>	<b>33</b>	<b>13</b>	<b>23</b>	<b>8</b>	<b>19</b>	<b>77</b>	

Houston (8-3)												
	Min	FG	3FG	FT	R	F	A	TO	B	S	TP	
Mason, B.*	11	0-3	0-1	1-2	4	4	0	1	0	1	1	
Mason, L.*	28	0-3	0-0	4-10	8	4	0	2	0	2	4	
Dyson*	8	0-0	0-0	1-2	0	1	1	2	0	0	1	
Scott*	30	3-11	2-7	1-3	2	0	1	4	0	2	9	
Landry*	20	1-4	0-1	0-1	3	4	0	6	1	1	2	
Williams	21	1-6	0-3	3-9	5	1	2	0	0	2	5	
Workman	10	0-1	0-1	0-0	1	1	0	2	0	0	0	
Button	14	1-8	1-5	3-4	0	1	0	1	0	0	6	
Woods	18	0-1	0-0	1-2	2	2	0	1	1	0	1	
Henderson	22	2-6	0-0	1-5	2	4	0	2	0	0	5	
Johnson	18	1-6	0-2	1-2	3	0	0	6	0	1	3	
Team					5							
<b>Totals</b>	<b>200</b>	<b>9-49</b>	<b>3-20</b>	<b>16-40</b>	<b>36</b>	<b>22</b>	<b>4</b>	<b>27</b>	<b>2</b>	<b>9</b>	<b>37</b>	

Halftime: Georgetown 37, Houston 11 // FG%: Georgetown 37.5, Houston 18.4  
 3FG%: Georgetown 26.7, Houston 15.0 // FT%: Georgetown 88.6, Houston 40.0  
 Officials: Amy Bonner, Bobby Jarmon, Bill Larance  
 Technicals: None.

**GAME 12 - Dec. 30, 2010 - Sharp Gym - Houston, Texas**

	Houston	93
	Houston Baptist	63

**HOUSTON** - Four players scored in double figures as the University of Houston women's basketball team cruised to a 93-63 victory over Houston Baptist, Thursday evening at Sharp Gym. The Cougars snapped a two-game skid to improve to 9-3 this season.

Brittney Scott led all players with 23 points off 7-of-15 shooting from the field, including a 4-of-6 effort from 3-point range. Scott also pulled down five rebounds and handed out four assists to go with three steals.

Lesslee Mason was dominant in 25 minutes of action, posting her third double-double of the season with 17 points and 13 rebounds, including eight on the offensive end. The Cincinnati, Ohio, native also posted game highs of five steals and three blocks.

Porsche Landry rattled off 17 points with four assists despite battling illness for much of the day. Landry was 7-of-14 from the field and 2-of-2 from the free-throw line in 17 minutes of play.

Roxana Button rounded out the double-figure scorers with 10 points off a 4-of-9 effort from the field and 2-of-2 shooting from the charity stripe.

Houston Baptist (2-12) jumped out to a 4-0 lead, but the Cougars stormed back to take a lead they would never surrender at the 18:41 mark.

With Houston leading 17-12 midway through the opening half, the Cougars put together a 17-2 run to stretch the lead to 20 points. The Huskies fought back, holding Houston to only one field goal over the final 4:55 to cut the deficit to 15 points at the break.

The Cougars pushed the lead to 25 points after a 16-4 run early in the second half, but the Huskies tallied eight-consecutive points in less than a minute to bring the deficit back to 17 points.

Lesslee Mason ended the Houston Baptist run, converting a layup and stealing the ensuing possession to find Zalika Dyson open under the basket, which sparked a 19-6 Houston run as the Cougars stormed to a 75-45 lead.

Brittany Mason chipped in five points, six rebounds, three assists and three steals, while Jasmine Johnson added nine points and three boards.

The Cougar bench also enjoyed a productive night, as Allie Henderson posted four points and a career-high nine rebounds and Mae Woods added a bucket and a season-best eight boards.

Houston (9-3)												
	Min	FG	3FG	FT	R	F	A	TO	B	S	TP	
Mason, B.*	30	1-5	0-1	3-4	6	4	3	1	0	3	5	
Mason, L.*	25	7-14	0-1	3-5	13	2	1	2	3	5	17	
Scott*	33	7-15	4-6	5-7	5	4	4	4	0	3	23	
Button*	25	4-9	0-4	2-2	1	0	2	1	0	0	10	
Johnson*	19	4-7	1-2	0-0	3	4	0	3	0	1	9	
Dyson	5	1-1	0-0	1-2	0	1	1	0	0	1	3	
White	4	0-0	0-0	0-0	0	1	0	1	0	0	0	
Williams	6	0-1	0-0	0-0	0	1	0	1	0	0	0	
Workman	9	1-2	1-2	0-0	1	0	0	0	0	1	3	
Landry	17	7-14	1-2	2-2	8	2	4	4	0	2	17	
Woods	16	1-3	0-0	0-2	8	1	0	4	0	0	2	
Henderson	11	1-6	0-0	2-6	9	3	0	1	1	0	4	
Team					5							
<b>Totals</b>	<b>200</b>	<b>34-77</b>	<b>7-18</b>	<b>18-30</b>	<b>53</b>	<b>25</b>	<b>15</b>	<b>22</b>	<b>4</b>	<b>16</b>	<b>93</b>	

Houston Baptist (2-12)												
	Min	FG	3FG	FT	R	F	A	TO	B	S	TP	
Texada*	22	3-6	0-0	3-8	4	4	1	4	0	1	9	
Spriggs*	31	5-14	0-0	2-4	7	2	1	3	0	0	12	
Jackson*	40	5-10	0-1	9-12	8	2	5	7	1	4	19	
Barton*	20	1-3	0-0	2-2	3	1	0	2	0	1	4	
Green*	31	3-9	2-8	2-4	0	3	0	5	0	2	10	
Griciunaite	3	0-1	0-0	0-0	3	0	0					

**GAME 13 - Jan. 4, 2011 - Montagne Center - Beaumont, Texas**

	Houston	60
	Lamar	69

**BEAUMONT, Texas** - The University of Houston women's basketball team couldn't hang on to a 12-point second-half lead, falling to Lamar by a score of 69-60, Tuesday evening at Montagne Center in Beaumont, Texas. The Cougars wrapped up non-conference play with a 9-4 record.

Brittney Scott led all scorers with 19 points off 7-of-17 shooting, including a 4-of-8 effort from 3-point range.

With Houston up 35-31 three minutes into the second half, Roxana Button and Scott teamed up to bury back-to-back-to-back 3-pointers to open the lead to 12 points in just over a minute.

After a timeout with 14:50 remaining in the contest, Lamar (11-3) strung together a 10-0 run in less than two minutes to cut the deficit to only two points.

The Lady Cardinals took their first lead since midway through the first quarter with 7:55 remaining, but Houston managed to tie the game at 57 apiece with three minutes left before Lamar tallied 10 free-throws in the final 1:25 to put the contest out of reach.

Porsche Landry added eight points and five assists in the loss, while Button and Jasmine Johnson also chipped in with eight points.

Lesslee Mason posted three points, three assists and a team-high eight rebounds, while Brittany Mason registered four points, five boards, four steals and three assists.

Freshmen Mae Woods and Zalika Dyson each tied their career highs in the first half with six and four points, respectively.

Jenna Plumley led the Lady Cardinals with 17 points, while Trashanna Smith pulled down 14 boards.

The Cougars shot 36 percent (22-of-61) from the field, 46 percent (6-of-13) from downtown and 83 percent (10-of-12) from the free-throw line.

Houston turned the ball over 26 times, including 15 in the opening half, while forcing 25 turnovers on 11 steals. The Cougars edged Lamar in the rebounding battle by a 35-33 margin.

Houston (9-4)												
	Min	FG	3FG	FT	R	F	A	TO	B	S	TP	
B. Mason*	33	1-6	0-0	2-2	5	3	3	3	1	4	4	
L. Mason*	27	1-6	0-0	1-2	8	5	3	5	0	1	3	
Scott*	37	7-17	4-8	1-2	4	3	2	5	0	2	19	
Landry*	28	3-11	0-0	2-2	1	5	5	6	0	0	8	
Johnson*	33	4-8	0-1	0-0	3	1	0	3	0	4	8	
Dyson	9	2-4	0-0	0-0	3	1	0	1	0	0	4	
Button	25	2-6	2-4	2-2	5	3	1	1	0	0	8	
Woods	8	2-3	0-0	2-2	1	2	1	2	0	0	6	
Team					5							
<b>Totals</b>	<b>200</b>	<b>22-61</b>	<b>6-13</b>	<b>10-12</b>	<b>35</b>	<b>23</b>	<b>15</b>	<b>26</b>	<b>1</b>	<b>11</b>	<b>60</b>	
Lamar (11-3)												
	Min	FG	3FG	FT	R	F	A	TO	B	S	TP	
Whittaker*	32	5-10	0-2	6-6	5	4	1	6	1	0	16	
Smith*	34	3-3	0-0	3-7	14	3	3	6	3	1	9	
Loyd*	28	3-10	0-2	4-6	4	4	2	4	0	0	10	
Plumley*	37	5-10	3-7	4-4	2	0	3	5	0	2	17	
Green*	26	3-7	1-2	3-4	3	2	1	1	1	2	10	
Mock	10	0-0	0-0	0-0	1	0	0	0	0	0	0	
Bellatin	6	0-0	0-0	0-0	0	0	0	0	0	0	0	
Hays	5	0-0	0-0	0-0	0	0	0	1	0	0	0	
Heithoff	7	1-2	0-0	0-0	0	0	0	0	0	0	2	
Henderson	15	2-5	1-4	0-0	0	1	2	2	0	2	5	
Team					4							
<b>Totals</b>	<b>200</b>	<b>22-47</b>	<b>5-17</b>	<b>20-27</b>	<b>33</b>	<b>14</b>	<b>12</b>	<b>25</b>	<b>5</b>	<b>7</b>	<b>69</b>	
Halftime: Houston 33, Lamar 29 // FG%: Houston 36.1, Lamar 46.8 3FG%: Houston 46.2, Lamar 29.4 // FT%: Houston 83.3, Lamar 74.1 Officials: Mary Day, John Fletcher, Chaney Muench Technical: None. Att.: 3,221												

**GAME 14 - Jan. 6, 2011 - Hofheinz Pavilion - Houston, Texas**

	Tulsa	48
	Houston	78

**HOUSTON** - Courtney Taylor returned to the lineup to post 16 points and eight rebounds as the University of Houston women's basketball team rolled to a 78-48 victory over Tulsa in its Conference USA opener, Thursday night at Hofheinz Pavilion.

Taylor made her first appearance back after missing three contests due to injury, and exploded for all 16 of her points and seven of eight total rebounds in the opening half. The senior forward logged only 20 minutes, going 6-of-8 from the field and 4-of-5 from the free-throw line.

Senior guard Brittney Scott paced the Cougars (10-4, 1-0) in scoring for the fifth-consecutive game, rattling off 17 points and a career-high nine boards. Scott shot 5-of-9 from the field and 6-of-7 from the charity stripe in 32 minutes of play.

Junior guard Porsche Landry also scored in double figures with 13 points and tied a career best with seven rebounds. The Houston native also handed out a game-high four assists.

The Cougars stormed out of the gate and never looked back, taking an early 10-2 lead that would never be relinquished. Houston took its biggest lead of the first half into the break, up 44-19.

Scott nailed a jumper to cap a 9-2 Houston run to open the second half as the Cougars took their biggest lead of the contest at 32 points with 15:02 remaining.

The Golden Hurricane (4-5, 0-1) strung nine-consecutive points together to cut the lead to 19 points with less than eight minutes remaining, but wouldn't get any closer.

Senior forward Lesslee Mason led the defensive charge with career highs of six steals and five blocks. Mason just missed a double-double with nine points and 11 rebounds, marking the seventh game this season with double-digit boards.

The Cougar defense held Tulsa to the worst shooting effort of the season at 23 percent (16-of-69), while the Golden Hurricane tied for the fewest points scored against Houston this season.

Tulsa came into the contest leading C-USA in rebounding, but the Cougars dominated the glass by a 55-39 margin. Houston also swatted eight shots and forced 18 turnovers on 13 steals.

Tulsa (4-5, 0-1)												
	Min	FG	3FG	FT	R	F	A	TO	B	S	TP	
Lewis*	19	0-4	0-0	1-2	4	1	0	3	1	1	1	
McDaniel*	26	1-14	0-0	3-4	5	3	0	0	0	2	5	
Beer*	24	3-6	2-2	0-0	2	1	0	1	0	1	8	
Mayberry*	36	4-13	2-6	2-2	2	3	1	3	1	2	12	
Hall*	12	2-6	0-2	0-0	0	1	1	2	0	0	4	
Hooker	12	1-4	0-0	2-2	4	1	0	1	0	0	4	
DeWare	14	0-4	0-0	0-2	5	1	0	2	2	0	0	
Mason	19	1-7	0-0	0-0	6	1	0	2	0	1	2	
Green	2	0-0	0-0	0-0	0	0	0	0	0	0	0	
Kernis	25	1-4	0-1	3-5	5	5	3	4	0	3	5	
McQuin	1	0-1	0-0	0-0	0	0	0	0	0	0	0	
Scott	10	3-6	1-2	0-0	3	5	1	0	1	1	7	
Team					3							
<b>Totals</b>	<b>200</b>	<b>16-69</b>	<b>5-13</b>	<b>11-17</b>	<b>39</b>	<b>22</b>	<b>6</b>	<b>18</b>	<b>5</b>	<b>12</b>	<b>48</b>	
Houston (10-4, 1-0)												
	Min	FG	3FG	FT	R	F	A	TO	B	S	TP	
Mason, B.*	23	2-4	1-1	0-0	6	2	2	3	0	1	5	
Taylor*	20	6-8	0-0	4-5	8	0	2	1	0	1	16	
Mason, L.*	26	4-12	0-0	1-2	11	1	2	1	5	6	9	
Scott*	32	5-9	1-2	6-7	9	3	1	3	0	3	17	
Landry*	27	5-12	1-2	2-3	7	3	4	5	0	0	13	
Dyson	11	0-2	0-0	2-2	3	1	0	0	2	1	2	
White	5	0-0	0-0	1-2	1	0	1	0	0	0	1	
Williams	5	0-0	0-0	0-0	0	0	0	1	0	0	0	
Workman	5	1-1	1-1	0-0	1	1	0	1	0	0	3	
Button	12	1-3	1-2	1-2	0	0	0	2	0	1	4	
Woods	12	1-4	0-0	0-0	3	1	0	1	1	0	2	
Johnson	22	2-5	0-0	2-2	2	3	1	2	0	0	6	
Team					4							
<b>Totals</b>	<b>200</b>	<b>27-60</b>	<b>5-8</b>	<b>19-25</b>	<b>55</b>	<b>15</b>	<b>13</b>	<b>20</b>	<b>8</b>	<b>13</b>	<b>78</b>	
Halftime: Houston 44, Tulsa 19 // FG%: Houston 45.0, Tulsa 23.2 3FG%: Houston 62.5, Tulsa 38.5 // FT%: Houston 76.0, Tulsa 64.7 Officials: Scotty Hermann, Doug Williams, Marissa Monique Whaley Technical: None.												

**GAME 15 - Jan. 9, 2011 - Moody Coliseum - Dallas, Texas**

	Houston	77
	SMU	73

**DALLAS, Texas** - Courtney Taylor and Lesslee Mason posted double-doubles to lead the University of Houston to a 77-73 victory against SMU, Sunday afternoon at Moody Coliseum in Dallas, Texas. The Cougars improved to 11-4 overall and 2-0 in Conference USA play.

Houston led by 15 at the break, but the Mustangs (7-8, 0-2) were able to whittle the deficit down to three points late in the second half before the Cougars pulled away to remain unbeaten in league action.

With Houston leading by 14 points early in the second half, the Mustangs put together a 14-3 run and held the Cougars without a field goal for over 10 minutes to cut the margin to only three points with 10:25 remaining.

Taylor snapped the cold streak with a jumper to put Houston up by seven with 8:42 left to play, and would convert the team's next three field goals.

The Cougars held a six-point lead when Taylor stole the ball on the opposite end and tallied an old-fashioned three-point play to increase the lead to nine points.

The Mustangs weren't done however, once again cutting the lead to three with less than four minutes remaining before Lesslee Mason pulled down a tough offensive board and converted the putback to end the SMU threat.

Taylor led the Cougars with 18 points, including 14 in the second half, and pulled down 13 rebounds in 38 minutes. Taylor was 6-of-13 from the field and 6-of-7 from the free-throw line.

Lesslee Mason registered 16 points and 13 boards, while swatting three shots in 35 minutes. Mason posted a 4-of-6 effort from the field, including her second-career 3-pointer, and 7-of-10 shooting from the charity stripe.

Porsche Landry tallied 16 points and handed out five assists, while Brittney Scott also scored in double figures with 12 points.

Despite the wintry weather in the area, the Cougars were red hot in the opening half, shooting 54 percent (13-of-24) from the field, while the Mustangs were held to just 29-percent shooting (10-of-35). For the game, Houston shot 41 percent (20-of-49) from the field, 40 percent (6-of-15) from downtown and 78 percent (31-of-40) from the free-throw line.

The Cougars edged SMU in the rebounding battle by a 42-40 margin, while turning the ball over 20 times and forcing 14 SMU turnovers.

Houston (11-4, 2-0)												
	Min	FG	3FG	FT	R	F	A	TO	B	S	TP	
Mason, B.*	23	1-4	1-3	1-2	3	3	0	2	0	0	4	
Taylor*	38	6-13	0-2	6-7	13	3	1	5	1	3	18	
Mason, L.*	35	4-6	1-1	7-10	13	5	1	0	3	0	16	
Scott	30	3-9	2-5	4-4	2	3	1	1	0	0	12	
Landry*	29	3-10	0-1	10-13	3	3	5	7	0	2	16	
Dyson	5	0-0	0-0	0-0	0	0	0	0	0	0	0	
Button	19	2-3	2-2	1-2	1	0	0	1	1	2	7	
Woods	1	0-0	0-0	0-0	0	1	0	0	0	0	0	
Johnson	20	1-4	0-1	2-2	3	0	1	4	0	1	4	
Team					4							
<b>Totals</b>	<b>200</b>	<b>20-49</b>	<b>6-15</b>	<b>31-40</b>	<b>42</b>	<b>20</b>	<b>9</b>	<b>20</b>	<b>5</b>	<b>8</b>	<b>77</b>	
SMU (7-8, 0-2)												
	Min	FG	3FG	FT	R	F	A	TO	B	S	TP	
Wills*	24	4-11	0-0	1-3	7	4	1	1	1	0	9	
Simpson*	18	1-6	0-0	3-4	3	0	0	0	0	0	5	
Day*	30	4-10	0-4	1-3	9	3	0	6	0	2	9	
Mahnesmith*	33	4-13	1-7	2-2	2	4	1	1	0	4	11	
Christian*	26	6-15	2-5	0-0	3	2	1	2	0	0	14	
Brandenburg	3	0-0	0-0	0-0	0	1	0	1	0	0	0	
Elliott	22	3-5	0-0	2-6	7	3	1	2	0	3	8	
Filmore	28	6-9	2-4	2-2	3	4	8	0	0	3	16	
Johnson	5	0-2	0-1	0-0	1	1	0	0	0	1	0	
Shelton	11	0-0	0-0	1-3	4	0	0	1	1	0	1	
Team					1							
<b>Totals</b>	<b>200</b>	<b>28-71</b>	<b>5-21</b>	<b>12-23</b>	<b>40</b>	<b>25</b>	<b>12</b>	<b>14</b>	<b>2</b>	<b>13</b>	<b>73</b>	
Halftime: Houston 44, SMU 29 // FG%: Houston 40.8, SMU 39.4 3FG%: Houston 40.0, SMU 23.8 // FT%: Houston 77.5, SMU 52.2 Officials: Lisa Jones, Brian Hall, Laurie Porter Technical: None. Att.: 446												

**GAME 16 - Jan. 13, 2011 - Hofheinz Pavilion - Houston, Texas**

	Southern Miss	59
	Houston	78

**HOUSTON** - Courtney Taylor registered her 50th-career double-double with 20 points and 12 rebounds, while Lesslee Mason tied a career high with 20 points to help lead the University of Houston women's basketball team to a 78-59 win over Southern Miss, Thursday night at Hofheinz Pavilion.

The Cougars improved to 12-4 overall and remained undefeated in Conference USA play with a 3-0 record.

Taylor notched her 10th double-double of the season, going 6-of-9 from the field and 8-of-10 from the free-throw line. The Crockett, Texas, native also handed out three assists and swiped two steals.

Mason just missed another double-double performance with eight boards, including four on the offensive glass. Mason was 7-of-9 from the field and 6-of-9 from the charity stripe, while posting three assists a team-high three steals.

Porsche Landry also scored in double figures with 10 points and a game-high six assists in 32 minutes of action.

Brittney Scott added nine points to climb into 10th spot in Houston history with 1,265 career points.

Roxana Button posted eight points, while Brittany Mason tallied seven points and tied a season high with eight boards.

The Cougars ran out to a quick 12-2 lead in the first five minutes and would never trail in the contest. In 120 total minutes of play in Conference USA action this season, Houston has only trailed a total of 1:43.

Landry converted a layup in traffic with five seconds remaining in the first half to give the Cougars their biggest lead in the opening frame at 41-23 going into the break.

Southern Miss (6-10, 1-2) cut a once 24-point deficit down to 15 with 10:41 remaining, but wouldn't get any closer as Houston rattled off 10 consecutive points to push the lead back to 67-42.

Houston shot 40 percent (25-of-63) from the field, 10 percent (1-of-10) from 3-point land and 66 percent (27-of-41) from the free-throw line, while limiting the Lady Eagles to just 33-percent shooting.

**Southern Miss (6-10, 1-2)**

	Min	FG	3FG	FT	R	F	A	TO	B	S	TP
Washington*	26	6-22	0-3	2-6	14	5	0	6	0	1	14
Vigers*	36	9-15	0-0	6-8	7	3	0	5	1	3	24
Dunbar*	9	0-2	0-0	0-0	5	4	1	4	1	0	0
Faulkner*	38	4-11	0-2	1-2	6	4	4	2	2	5	9
Johnson*	17	0-6	0-2	0-0	1	2	0	4	0	0	0
Heard	3	0-1	0-0	0-0	0	2	0	2	0	0	0
Kelly	7	0-1	0-1	0-0	2	0	2	2	1	1	0
Bradford	19	1-5	0-1	2-3	4	0	1	0	0	0	4
Pierce	32	4-9	0-1	0-0	5	2	1	1	1	1	8
Urbanowska	13	0-0	0-0	0-0	5	2	0	1	0	0	0
Team					5						
<b>Totals</b>	<b>200</b>	<b>24-72</b>	<b>0-10</b>	<b>11-19</b>	<b>52</b>	<b>26</b>	<b>7</b>	<b>27</b>	<b>6</b>	<b>11</b>	<b>59</b>

**Houston (12-4, 3-0)**

	Min	FG	3FG	FT	R	F	A	TO	B	S	TP
Mason, B.*	29	3-7	0-1	1-2	8	3	2	4	1	2	7
Taylor*	33	6-9	0-1	8-10	12	2	3	1	1	2	20
Mason, L.*	31	7-9	0-0	6-9	8	1	3	2	0	3	20
Scott*	30	3-13	1-3	2-4	3	2	2	2	0	1	9
Landry*	32	3-13	0-2	4-6	4	3	6	5	0	0	10
Dyson	3	0-1	0-0	0-0	0	0	0	0	0	0	0
White	2	0-1	0-0	1-2	0	0	0	0	0	0	1
Williams	5	0-1	0-1	1-2	0	0	0	1	0	1	1
Workman	4	0-0	0-0	0-2	1	1	0	0	0	0	1
Button	20	2-8	0-2	4-4	3	2	0	0	0	1	8
Woods	4	0-0	0-0	0-0	1	2	0	1	0	0	0
Johnson	7	1-1	0-0	0-0	1	1	1	4	0	1	2
Team					6						
<b>Totals</b>	<b>200</b>	<b>25-63</b>	<b>1-10</b>	<b>27-41</b>	<b>47</b>	<b>17</b>	<b>17</b>	<b>20</b>	<b>2</b>	<b>12</b>	<b>78</b>

Halftime: Houston 41, Southern Miss 23 // FG%: Houston 39.7, Southern Miss 33.3  
 3FG%: Houston 10.0, Southern Miss 0.0 // FT%: Houston 65.9, Southern Miss 57.9  
 Officials: Bill Laranca, Darci Doll, Tommy Prosisie  
 Technicals: None.  
 Att.: 447

**GAME 17 - Jan. 16, 2011 - Don Haskins Center - El Paso, Texas**

	Houston	70
	UTEP	62

**EL PASO, Texas** - Porsche Landry drained back-to-back 3-pointers with under five minutes remaining to halt a furious UTEP rally and propel the University of Houston women's basketball team to a 70-62 victory, Sunday at Don Haskins Center in El Paso, Texas.

The Cougars improved to 13-4 overall and a perfect 4-0 in Conference USA action, joining Tulane as the only unbeaten teams remaining in the league.

Up by two points at the half, the Cougars charged out of the break to score eight-straight points to push the margin to 10. Landry stole a pass and fed Brittany Mason for the layup, and swiped the ball again on the ensuing possession, this time finding an open Lesslee Mason for an old-fashioned three-point play. Brittney Scott capped off the flurry with a trey to put the Cougars up 39-29.

Scott, who scored all 15 points in the second half, put Houston up by 15 at the 15:45 mark with another long-range bucket, marking her 10th point in only three minutes.

UTEP (10-6, 2-2) quickly answered with a 12-2 run to cut the deficit to five points in only three minutes of play.

The Cougars would stretch their lead back to nine on Scott's third trey of the half, but the Miners clawed back to make it a two-point game before Landry put Houston ahead for good with 4:27 remaining.

Courtney Taylor led all players with 18 points and 12 rebounds for her 11th double-double of the season and 51st of her career. Taylor snagged her 1,000th-career rebound in the first half to become one of only two Cougars all-time with 1,000 points and 1,000 rebounds.

Scott registered 15 second-half points off of 4-of-8 shooting from the field, including a 3-of-7 effort from downtown.

Lesslee Mason posted 12 points and seven boards, while Landry finished with 12 points, four assists and four steals.

The Cougars shot 37 percent (23-of-62) from the field, 38 percent (6-of-16) from beyond the arc and 86 percent (18-of-21) from the charity stripe.

Houston forced 23 UTEP turnovers on 11 steals, while only turning the ball over 14 times.

**Houston (13-4, 4-0)**

	Min	FG	3FG	FT	R	F	A	TO	B	S	TP
Mason, B.*	30	1-4	0-1	2-2	4	0	2	2	0	1	4
Taylor*	36	6-16	0-0	6-6	12	2	0	2	0	1	18
Mason, L.*	32	5-15	0-0	2-3	7	4	2	2	0	3	12
Scott*	25	4-8	3-7	4-6	0	4	2	1	0	1	15
Landry*	31	4-8	2-3	2-2	1	2	4	4	0	4	12
Dyson	8	1-3	0-0	0-0	4	2	0	1	1	1	2
Button	21	1-4	1-3	2-2	1	0	2	1	0	0	5
Woods	1	0-1	0-0	0-0	0	0	0	0	1	0	0
Johnson	12	1-5	0-2	0-0	1	0	0	1	0	0	2
Team					6						
<b>Totals</b>	<b>200</b>	<b>23-62</b>	<b>6-16</b>	<b>18-21</b>	<b>35</b>	<b>14</b>	<b>12</b>	<b>14</b>	<b>2</b>	<b>11</b>	<b>70</b>

**UTEP (10-6, 2-2)**

	Min	FG	3FG	FT	R	F	A	TO	B	S	TP
Steinberga*	27	3-8	0-0	2-5	7	4	1	3	1	0	8
Milian*	14	5-5	0-0	2-3	6	2	1	1	1	2	12
Smith*	19	1-2	0-0	0-0	0	1	1	1	0	1	2
Willingham*	38	2-9	2-7	3-5	2	2	3	4	0	0	9
Caldwell*	35	4-11	2-8	0-0	4	4	2	6	1	3	10
Brown	26	5-6	0-0	4-4	4	4	2	6	1	3	11
Eglite	3	0-0	0-0	0-0	0	0	0	0	0	0	0
Thornton	11	0-3	0-1	0-0	2	2	0	0	0	0	1
Vitola	2	0-0	0-0	0-0	0	0	0	0	0	0	0
Warren	25	3-6	1-1	0-0	2	2	0	2	0	1	7
Team					6						
<b>Totals</b>	<b>200</b>	<b>23-50</b>	<b>5-17</b>	<b>11-17</b>	<b>37</b>	<b>18</b>	<b>9</b>	<b>23</b>	<b>9</b>	<b>9</b>	<b>62</b>

Halftime: Houston 31, UTEP 29 // FG%: Houston 37.1, UTEP 46.0  
 3FG%: Houston 37.5, UTEP 29.4 // FT%: Houston 85.7, UTEP 64.7  
 Officials: Clarke Stevens, Kyle Bacon, Jack Jones  
 Technicals: None.  
 Att.: 672

**GAME 18 - Jan. 20, 2011 - Bartow Arena - Birmingham, Ala.**

	Houston	74
	UAB	65

**BIRMINGHAM, Ala.** - The University of Houston women's basketball team overcame an eight-point halftime deficit to top UAB by a score of 74-65, Thursday night at Bartow Arena in Birmingham, Ala. The Cougars improved to a perfect 5-0 in C-USA play, becoming the lone undefeated team in the league.

Houston (14-4, 5-0) put together a 26-4 run in the first 10 minutes of the second half to jump out to its biggest lead of 14 points.

Porsche Landry led the onslaught, posting 19 of her game-high 24 points in the second half. Landry tallied four-consecutive buckets to spark the run, including two from 3-point range, in less than two minutes. The Houston native was 9-of-14 from the field, including a perfect 4-of-4 mark from beyond the arc.

The Blazers (9-9, 1-4) were able to cut the deficit down to only five points with 2:17 remaining before the Cougars relied on free-throws to close out the contest.

Courtney Taylor grabbed her school-record 1,012th-career rebound and converted a layup on the opposite end at the 15:34 mark to cut the UAB halftime lead to only point. Taylor struck once again on the ensuing possession to give Houston the lead for good.

The Crockett, Texas, native was also a dominant force down the stretch, posting 10 of 12 points and 10 of 14 boards in the second half for her 52nd-career double-double.

Fellow senior Brittney Scott drained two 3-pointers in her first two attempts to set the all-time Houston 3-point record, surpassing Cougar great Chandi Jones. Scott tied the record at the 15:35 mark of the first half and followed with her record-breaking trey with 12:11 remaining in the opening half. Scott finished with 11 points, two rebounds and an assist.

Lesslee Mason rounded out the double-figure scorers with 13 points and six boards in 38 minutes.

Brittany Mason added five points, six rebounds and a team-high four assists, while Roxana Button chipped in six points.

Houston led by as many as 10 points with just over 10 minutes remaining in the first half, but went into the break trailing by eight after Amanda Peterson scored nine straight points over the final 1:47.

**Houston (14-4, 5-0)**

	Min	FG	3FG	FT	R	F	A	TO	B	S	TP
Mason, B.*	29	1-3	0-0	3-6	6	3	4	1	1	0	5
Taylor*	32	5-13	0-1	2-4	14	3	1	2	3	2	12
Mason, L.*	38	4-9	0-0	5-12	6	0	1	0	1	0	13
Scott*	33	3-14	2-8	3-4	2	2	1	3	0	0	11
Landry*	32	9-14	4-4	2-2	4	3	2	3	1	2	24
Dyson	4	0-0	0-0	0-0	3	0	0	0	2	0	0
Button	11	3-4	0-1	0-0	0	0	0	1	0	0	6
Woods	2	0-0	0-0	0-0	0	0	0	0	0	0	0
Johnson	19	0-1	0-1	3-4	1	2	1	1	0	2	3
Team					4						
<b>Totals</b>	<b>200</b>	<b>25-58</b>	<b>6-15</b>	<b>18-32</b>	<b>40</b>	<b>12</b>	<b>11</b>	<b>11</b>	<b>7</b>	<b>7</b>	<b>74</b>

**UAB (9-9, 1-4)**

	Min	FG	3FG	FT	R	F	A	TO	B	S	TP
Samuels*	24	3-7	0-0	1-2	7	2	0	1	0	0	7
Brown*	21	0-3	0-0	0-0	7	2	0	2	0	0	0
Pratt*	30	6-16	1-4	2-2	9	4	3	3	1	2	15
Peterson*	35	5-11	5-11	3-3	2	2	1	1	0	1	18
Watson*	23	0-3	0-0	0-0	3	4	5	4	0	0	0
Jones*	24	4-13	0-2	2-6	3	1	4	2	0	3	10
Randall*	5	0-0	0-0	0-0	0	1	0	1	0	0	0
Chapman*	30	4-12	1-3	0-0	10	4	0	2	2	2	9
Lowe*	8	3-6	0-2	0-0	2	1	0	1	0	0	6
Team					5						
<b>Totals</b>	<b>200</b>	<b>25-71</b>	<b>7-22</b>	<b>8-13</b>	<b>48</b>	<b>21</b>	<b>13</b>	<b>18</b>	<b>3</b>	<b>8</b>	<b>65</b>

Halftime: UAB 37, Houston 29 // FG%: Houston 43.1, UAB 35.2  
 3FG%: Houston 40.0, UAB 31.8 // FT%: Houston 56.3, UAB 61.5  
 Officials: Kelly Johnson, Dock Sisk, Mike Riggs  
 Technicals: None.  
 Att.: 395





**GAME 22 • Feb. 6, 2011 • Fogelman Arena • New Orleans, La.**

	Houston	<b>85</b>
	Tulane	<b>70</b>

**NEW ORLEANS, La.** - Courtney Taylor posted 21 points and 18 rebounds as the University of Houston women's basketball team topped Tulane by a score of 85-70, Sunday afternoon at Fogelman Arena in New Orleans, La. The Cougars improved to 18-4 overall and remained undefeated in Conference USA with a 9-0 mark.

Taylor was 8-of-12 from the field and 5-of-6 from the free-throw line with three steals, two assists and two blocks in 30 minutes of action. The Crockett, Texas, native registered her 15th double-double of the season and 55th of her career.

Porsche Landry led three other Cougars in double figures with 20 points, five rebounds, five assists and four steals. The Houston native shot 7-of-15 from the field and 6-of-7 from the charity stripe.

Brittney Scott tallied 19 points and three assists, going 6-of-13 from the field and accounting for all three of Houston's 3-point buckets. Scott helped carry the Cougars in the first half with 14 points off of 5-of-8 shooting from the field, including a 3-of-6 effort from long range.

Lesslee Mason came up huge for the Cougars down the stretch, scoring 10 of her 12 points in the second half after only playing seven of the first 20 minutes due to early foul trouble.

Brittany Mason just missed scoring in double figures for the second-straight game with eight points to go with five boards, two assists and two steals.

The Cougars shot a scorching 53 percent (16-of-30) from the field in the first half and held a 45-30 lead at the break.

Houston trailed 14-13 at the 12:35 mark of the first half before mounting a 17-6 run to go up by 10 with 6:50 remaining. The Green Wave cut the deficit down to seven before the Cougars ended the half on a 10-2 run, powered by six-consecutive points from Scott.

The Cougars held a 16-point lead when Brittany Mason went coast-to-coast for the layup with 13:28 left to play, but Tulane stormed back with a 19-7 run to cut the margin down to four with 6:09 remaining.

Houston answered with a pivotal 6-0 run to push the lead back to double digits and held the Green Wave to only one field goal for the remainder of the game to close out the contest.

The Cougars shot 46 percent (30-of-66) from the field, 27 percent (3-of-11) from 3-point range and 79 percent (22-of-28) from the charity stripe.

Houston (18-4, 9-0)												
	Min	FG	3FG	FT	R	F	A	TO	B	S	TP	
Mason, B.*	27	3-8	0-0	2-2	5	5	2	1	0	2	8	
Taylor*	30	8-12	0-0	5-6	18	3	2	3	2	3	21	
Mason, L.*	21	5-12	0-0	2-4	5	3	2	1	1	1	12	
Scott*	37	6-13	3-7	4-5	2	2	3	9	0	2	19	
Landry*	35	7-15	0-2	6-7	5	5	5	4	0	4	20	
Dyson	9	0-0	0-0	0-0	2	0	0	1	0	0	0	
Button	11	0-1	0-1	3-4	1	1	0	2	0	0	3	
Woods	6	1-2	0-0	0-0	1	2	0	0	0	1	2	
Johnson	24	0-3	0-1	0-0	4	2	0	1	0	0	0	
Team					2							
<b>Totals</b>	<b>200</b>	<b>30-66</b>	<b>3-11</b>	<b>22-28</b>	<b>45</b>	<b>23</b>	<b>14</b>	<b>21</b>	<b>4</b>	<b>13</b>	<b>85</b>	
Tulane (17-6, 6-4)												
	Min	FG	3FG	FT	R	F	A	TO	B	S	TP	
Nunn*	38	9-18	0-1	3-4	9	4	2	4	0	0	21	
Aidoo*	33	3-13	1-8	1-2	4	5	3	3	0	3	8	
Benzio*	29	3-4	0-0	2-4	11	2	0	2	4	2	8	
Barnes*	33	3-16	0-3	2-6	3	1	2	5	0	3	8	
Grayson*	26	3-8	1-1	2-3	6	5	6	4	1	1	9	
Snow	3	0-0	0-0	0-0	0	0	1	1	0	0	0	
Bibbins	13	0-3	0-0	0-0	2	2	0	0	0	1	0	
Lindsey	25	5-10	0-0	6-6	9	4	2	3	3	0	16	
Team					3							
<b>Totals</b>	<b>200</b>	<b>26-72</b>	<b>2-13</b>	<b>16-25</b>	<b>47</b>	<b>23</b>	<b>16</b>	<b>22</b>	<b>8</b>	<b>10</b>	<b>70</b>	
Halftime: Houston 45, Tulane 30 // FG%: Houston 45.5, Tulane 36.1 3FG%: Houston 27.3, Tulane 15.4 // FT%: Houston 78.6, Tulane 64.0 Officials: Nan Sisk, Bill Laranca, Jules Gallien Technical: None. Att.: 859												

**GAME 23 • Feb. 10, 2011 • Hofheinz Pavilion • Houston, Texas**

	Rice	<b>51</b>
	Houston	<b>71</b>

**HOUSTON** - Porsche Landry scored 20 of her game-high 22 points in the second half to help the University of Houston women's basketball team pull away for a 71-51 victory over Rice Thursday evening at Hofheinz Pavilion. The Cougars claimed their 10th-consecutive win to improve to 19-4 overall and 10-0 in Conference USA action.

Landry tied a career high with 10 field goals on 17 attempts, while posting three rebounds, two steals and an assist in 27 minutes of play.

Zalika Dyson had a breakout performance, recording career highs with eight points and nine rebounds in only 12 minutes of action. Dyson, a redshirt freshman from Albuquerque, N.M., came up huge for the Cougars down the stretch with all eight points and six boards coming in eight minutes in the second half. Dyson was a perfect 3-of-3 from the field and 2-of-3 from the free-throw line.

Brittney Scott rounded out the double-digit scorers with 13 points to go with two assists and a steal. Scott rattled off 10 points in the opening half to lead the Cougars into the break with a 10-point lead.

Courtney Taylor just missed a double-double performance with nine points and eight boards in 29 minutes of action.

Brittany Mason turned in another solid showing with nine points and seven rebounds, while Lesslee Mason added six points and seven boards.

The Cougars, who never trailed in the contest, held a 10-point advantage at the half before Rice quickly cut the deficit to six to begin the final 20 minutes of play.

Landry stopped the rally with a bucket, and after two missed free-throws, Dyson grabbed the offensive rebound and converted the putback. After another Houston jumper, Dyson posted another hard-fought layup to give the Cougars a 37-23 lead.

The Cougars held an eight-point lead (43-35) with 9:56 remaining before relying on a 22-8 run over a six-minute span to push the margin to 22 points.

Landry began the run with a long jumper and swiped the ball at halfcourt on the ensuing possession, converting the layup while being double-teamed.

Houston held a 55-41 lead when Taylor stole the ball on the baseline and lobbed it to a streaking Landry for the lay in. Dyson then followed with another tough rebound and putback to push the Cougar lead to 59-41.

Rice (14-10, 6-4)												
	Min	FG	3FG	FT	R	F	A	TO	B	S	TP	
Hypolite*	25	0-5	0-2	2-2	5	1	1	1	1	0	2	
Kuster*	37	7-13	0-0	4-7	14	0	0	1	4	0	18	
Mays*	33	7-15	0-1	2-5	6	2	0	2	0	3	16	
Smart*	31	0-4	0-3	0-0	0	4	7	3	0	2	0	
Goswitz*	25	2-7	1-5	0-0	5	4	1	2	0	0	5	
McKinney	5	0-0	0-0	0-0	0	2	0	0	0	0	0	
Elliott	10	0-3	0-1	0-0	1	1	0	0	0	1	0	
Cameron	18	0-1	0-1	0-0	0	1	0	1	0	0	0	
Ashford	2	0-1	0-1	0-0	1	1	0	1	0	0	0	
Taskila	14	5-11	0-0	0-0	3	2	0	2	0	1	10	
Team					4							
<b>Totals</b>	<b>200</b>	<b>21-60</b>	<b>1-4</b>	<b>8-14</b>	<b>39</b>	<b>18</b>	<b>9</b>	<b>15</b>	<b>5</b>	<b>7</b>	<b>51</b>	
Houston (19-4, 10-0)												
	Min	FG	3FG	FT	R	F	A	TO	B	S	TP	
Mason, B.*	37	3-9	1-2	2-2	7	2	1	3	0	1	9	
Taylor*	29	3-9	1-1	2-2	8	2	0	0	0	2	9	
Mason, L.*	25	3-8	0-0	0-0	7	3	2	2	2	2	6	
Scott*	38	5-13	1-3	2-3	3	1	2	1	0	1	13	
Landry*	27	10-17	0-1	2-5	3	2	1	2	0	2	22	
Dyson	12	3-3	0-0	2-3	9	0	0	1	0	0	8	
Button	8	1-2	0-1	0-2	1	2	0	1	0	0	2	
Woods	7	0-1	0-0	0-0	1	2	0	0	1	0	0	
Johnson	17	1-5	0-1	0-0	3	0	2	3	0	0	2	
Team					5							
<b>Totals</b>	<b>200</b>	<b>29-67</b>	<b>3-9</b>	<b>10-17</b>	<b>47</b>	<b>14</b>	<b>8</b>	<b>12</b>	<b>4</b>	<b>8</b>	<b>71</b>	
Halftime: Houston 29, Rice 19 // FG%: Houston 43.3, Rice 35.0 3FG%: Houston 33.3, Rice 7.1 // FT%: Houston 58.8, Rice 57.1 Officials: Jody Taylor, Nicole Ulery, Doug Williams Technical: None. Att.: 627												

**GAME 24 • Feb. 13, 2011 • Hofheinz Pavilion • Houston, Texas**

	East Carolina	<b>60</b>
	Houston	<b>77</b>

**HOUSTON** - Brittney Scott led a quartet of double-digit scorers as the University of Houston remained unbeaten in Conference USA play with a 77-60 victory over East Carolina Sunday afternoon at Hofheinz Pavilion. The Cougars claimed their 11th-consecutive victory in a nationally-televised contest on ESPN2 to move to 20-4 overall and 11-0 in league play.

Scott had the hot hand all afternoon, going 7-of-13 from the field, including a 3-of-7 effort from 3-point range, and 3-of-4 from the free-throw line, while also handing out three assists in 33 minutes of action.

Porsche Landry put together an all-around performance, posting 16 points, seven rebounds and five assists in 36 minutes. The Houston native was 6-of-19 from the field, including her first two 3-pointers in the last five contests.

Lesslee Mason registered her sixth double-double of the season with 12 points and 11 boards in only 23 minutes of action. Mason totaled six points in each half, while pulling down eight first-half rebounds.

Jasmine Johnson provided timely buckets off the bench, scoring 11 points to go with four rebounds. Johnson was 4-of-8 from the field, 1-of-3 from downtown and 2-of-2 from the charity stripe. The double-figure scoring effort was the senior's first in the last 15 games.

Courtney Taylor played only 16 minutes due to foul trouble, posting six points and seven rebounds, while fellow senior Brittany Mason added six points and two boards.

Both teams got off to slow starts, and Houston found itself trailing 11-9 after going 3-of-21 from the field in the first 10 minutes of the game.

The Cougars then mounted a 19-6 run fueled by three long-range buckets by Scott and Landry to jump out to a 10-point lead with three minutes remaining.

After the Pirates chipped into the lead, Houston put together a 9-2 scoring spree to push its advantage to 12 points before ECU nailed a 3-pointer at the buzzer for the nine-point advantage going into the break.

The Cougars opened the second half on a 10-1 run in the first four minutes for a 46-28 advantage, and never looked back.

With Houston leading 54-39 at the 10-minute mark, Mae Woods drained her first-career 3-pointer as the Cougars were able to coast to the finish.

East Carolina (11-13, 5-6)												
	Min	FG	3FG	FT	R	F	A	TO	B	S	TP	
Gay*	35	4-14	1-5	2-2	5	1	2	4	0	2	11	
Smith*	17	4-7	0-0	1-4	1	3	1	1	0	0	9	
Spivey*	33	3-7	3-5	0-0	4	2	2	2	0	0	9	
Clarke*	33	1-8	1-2	8-9	12	2	5	3	0	0	11	
Stewart*	26	1-5	0-3	1-2	4	2	2	0	0	0	3	
Smith	14	2-4	1-3	0-0	2	1	0	1	1	0	5	
Best	15	2-4	0-0	1-4	4	3	0	4	4	0	5	
Hodges	15	1-6	1-4	4-4	1	2	0	1	0	2	7	
Wilson	12	0-4	0-2	0-0	4	2	1	1	0	0	0	
Team					4							
<b>Totals</b>	<b>200</b>	<b>18-59</b>	<b>7-24</b>	<b>17-25</b>	<b>41</b>	<b>18</b>	<b>13</b>	<b>17</b>	<b>5</b>	<b>4</b>	<b>60</b>	
Houston (20-4, 11-0)												
	Min	FG	3FG	FT	R	F	A	TO	B	S	TP	
Mason, B.*	32	3-7	0-1	0-0	2	3	1	2	0	1	6	
Taylor*	16	1-4	0-1	4-4	7	4	2	0	0	2	6	
Mason, L.*	23	4-11	0-0	4-5	11	4	0	2	0	2	12	
Scott*	33	7-13	3-7	3-4	5	2	3	3	0	1	20	
Landry*	36	6-19	2-5	2-6	7	3	5	3	0	1	16	
Dyson	10	0-1	0-0	0-0	4	1	0	1	0	1	0	
White	1	0-0	0-0	0-0	1	0	0	0	0	0	0	
Williams	2	0-0	0-0	0-0	0	0	0	0	0	0	0	
Workman	3	0-0	0-0	0-0	0	0	0	0	0	0	0	
Button	12	1-4	0-0	1-1	0	0	0	1	0	1	3	
Woods	9	1-2	1-1	0-0	1	2	1	1	2	1	3	
Johnson	23	4-8	1-3	2-2	4	0	0	0	0	0	11	
Team					7							
<b>Totals</b>	<b>200</b>	<b>27-69</b>	<b>7-18</b>	<b>16-22</b>	<b>49</b>	<b>19</b>	<b>12</b>	<b>13</b>	<b>2</b>	<b>10</b>	<b>77</b>	
Halftime: Houston 36, East Carolina 27 // FG%: Houston 39.1, East Carolina 30.5 3FG%: Houston 38.9, East Carolina 29.2 // FT%: Houston 72.7, East Carolina 68.0 Officials: Ivory Bicklam, Darci Doll, James Clarke Stevens Technical: None. Att.: 1224												

**GAME 25 • Feb. 17, 2011 • Reynolds Center • Tulsa, Okla.**

	Houston	72
	Tulsa	56

**TULSA, Okla.** - Lesslee Mason and Courtney Taylor each posted double-doubles as the University of Houston women's basketball team cruised to a 72-56 victory over Tulsa Thursday evening at Reynolds Center. The Cougars (21-4, 12-0) claimed their 12th-straight win to clinch a share of the Conference USA regular season title.

Mason tallied 18 points and 10 rebounds in only 22 minutes of action, going 6-of-11 from the field and 6-of-7 from the free-throw line.

Taylor registered her 16th double-double of the season and 56th of her career with 12 points and 12 rebounds in 30 minutes. The Crockett, Texas, native was 6-of-7 from the charity stripe and handed out a game-high four assists.

Brittney Scott rounded out the double-figure scorers with 10 points to go with four rebounds, three assists and two steals.

Porsche Landry added nine points off a 4-of-6 effort from the field with six rebounds, three assists and three steals. Landry surpassed the 300-career assist mark, becoming only the seventh Cougar all-time to achieve the feat.

The Houston bench was productive once again, as Roxana Button and Jasmine Johnson combined for 18 points in the victory.

Button rattled off nine first-half points to go with a season-high five boards, while Johnson also posted nine points in 22 minutes.

Tulsa (5-15, 1-11) held its only lead at 5-4 three minutes into the contest before Houston put together a 14-3 run, capped off by Button's first 3-pointer in the last five games, as the Cougars ran out to a 10-point advantage.

Houston took a 36-22 lead into the break when Scott found a wide open Landry for the layup at the buzzer.

The Cougars led by 12 at the 16:46 mark of the second half before putting together an 18-4 run as Mae Woods converted a layup to give Houston its biggest lead of the contest at 58-32 with 10:12 remaining.

Houston held Tulsa to just 33-percent (22-of-67) shooting from the field and a nine-percent effort (1-of-11) from 3-point range. The Cougars limited Taleya Mayberry, the league's fifth-best scorer entering the contest, to just five points and no made field goals.

Houston (21-4, 12-0)												
Min	FG	3FG	FT	R	F	A	TO	B	S	TP		
Mason, B.*	24	1-4	0-0	0-0	3	3	0	4	0	0	2	
Taylor*	30	3-6	0-0	6-7	12	2	4	1	3	1	12	
Mason, L.*	22	6-11	0-0	6-7	10	3	2	5	0	1	18	
Scott*	30	3-14	2-8	2-2	4	0	3	3	0	2	10	
Landry*	29	4-6	0-0	1-1	6	1	3	5	0	3	9	
Dyson	12	0-2	0-0	1-2	3	1	1	0	1	0	1	
White	1	0-1	0-0	0-0	0	0	0	0	0	0	0	
Workman	2	0-0	0-0	0-0	0	0	0	0	0	0	0	
Button	22	3-9	1-4	2-2	5	0	1	0	0	1	9	
Woods	6	1-1	0-0	0-0	2	0	2	0	1	0	2	
Johnson	22	3-7	1-3	2-2	3	2	0	0	1	0	9	
Team					1							
<b>Totals</b>	<b>200</b>	<b>24-61</b>	<b>4-15</b>	<b>20-23</b>	<b>47</b>	<b>14</b>	<b>14</b>	<b>19</b>	<b>5</b>	<b>8</b>	<b>72</b>	

Tulsa (5-15, 1-11)												
Min	FG	3FG	FT	R	F	A	TO	B	S	TP		
DeWare*	30	4-8	0-0	0-0	4	3	3	1	0	0	8	
Scott*	24	2-9	1-1	0-0	3	4	3	2	0	1	5	
McDaniel*	27	4-8	0-0	0-2	12	4	0	4	0	1	8	
Beer*	35	3-9	0-4	0-0	7	1	2	3	0	3	6	
Mayberry*	38	0-10	0-6	5-6	2	1	2	4	0	2	5	
Lewis	13	2-9	0-0	0-0	3	3	1	1	0	0	4	
Mason	9	2-3	0-0	3-4	3	1	1	1	0	1	7	
Kermis	16	4-7	0-0	1-4	1	0	0	0	0	2	9	
McQuin	8	1-4	0-0	2-2	2	1	1	0	0	0	4	
Team					4							
<b>Totals</b>	<b>200</b>	<b>22-67</b>	<b>1-11</b>	<b>11-18</b>	<b>41</b>	<b>18</b>	<b>13</b>	<b>16</b>	<b>0</b>	<b>10</b>	<b>56</b>	

Halftime: Houston 36, Tulsa 22 // FG%: Houston 39.3, Tulsa 32.8  
 3FG%: Houston 26.7, Tulsa 9.1 // FT%: Houston 87.0, Tulsa 61.1  
 Officials: Scott Starkey, Robert Strong, Dawn Weaver  
 Technicals: None.  
 Att.: 217

**GAME 26 • Feb. 20, 2011 • Hofheinz Pavilion • Houston, Texas**

	UTEP	61
	Houston	77

**HOUSTON** - Four players scored in double figures as the University of Houston women's basketball team posted a 77-61 victory over UTEP Sunday afternoon at Hofheinz Pavilion to claim the Conference USA regular season title. The Cougars extended their winning streak to 13 games, which ties the school record set during the 2003-04 season.

Courtney Taylor powered the Cougars down the stretch, posting 18 points and 10 rebounds in 16 minutes of action in the second half. Taylor, who only played nine minutes in the opening half due to foul trouble, finished with 21 points and 11 rebounds for her 17th double-double of the season. The Crockett, Texas, product also set a career-high with 10 made free-throws on 12 attempts.

Brittney Scott led all players with 23 points off an 8-of-18 shooting effort from the field, including three 3-pointers. The Orange, Texas, native paced the Cougars in the first half with 10 points and added 13 more in the final 20 minutes.

Lesslee Mason just missed her third-consecutive double-double performance with eight points and a career-high 15 rebounds in 31 minutes of play. Mason tied a career best with eight offensive boards, while going 6-of-8 from the free-throw line.

Porsche Landry added 10 points, while handing out six assists and swatting a career-best two shots in 30 minutes of play.

Jasmine Johnson provided another spark off the bench, registering 11 points in 18 minutes, including nine in the first half, off a 4-of-6 effort from the field.

The Cougars survived a first-half 3-point barrage from the Miners to take a 39-32 lead into the break.

Houston jumped out to a 10-0 lead in the first two minutes before UTEP quickly rattled off an 11-0 run to take a 14-11 advantage.

The Miners (13-12, 5-8) drained their sixth long ball in the first 11 minutes to retake the lead at 20-19 before the Cougars mounted a 7-0 run behind five points from Johnson to take back the advantage for good at 26-20.

The Cougars led by three when Landry drained a trey as the shot clock expired, and Scott followed two possessions later with another long-range bomb to push the Houston advantage to 34-26.

Houston led by five midway through the second half before reeling off nine-consecutive points, highlighted by a trey from Taylor, to push the advantage to 52-38.

The Miners made one last push to close the deficit to nine with 10:15 remaining before Johnson knocked down a jumper to end the threat.


UTEP (13-12, 5-8)												
Min	FG	3FG	FT	R	F	A	TO	B	S	TP		
Thornton*	16	0-3	0-0	2-2	6	4	0	3	1	1	2	
Milian*	28	4-12	0-0	0-0	12	4	1	2	1	0	8	
Smith*	26	3-5	2-3	4-4	2	3	2	4	0	1	12	
Willingham*	31	3-13	3-5	0-0	1	0	3	4	0	2	9	
Caldwell*	37	5-14	2-8	2-2	4	2	2	2	0	2	14	
Brown	19	2-5	0-1	1-2	7	4	2	1	3	1	5	
Eglite	9	0-1	0-0	0-0	1	2	0	1	0	0	0	
Vitola	17	2-6	1-2	0-0	2	1	0	1	1	0	5	
Warren	17	3-7	0-2	0-2	3	1	0	2	1	1	6	
Team					2							
<b>Totals</b>	<b>200</b>	<b>22-66</b>	<b>8-21</b>	<b>9-12</b>	<b>40</b>	<b>21</b>	<b>10</b>	<b>20</b>	<b>7</b>	<b>8</b>	<b>61</b>	

Houston (22-4, 13-0)												
Min	FG	3FG	FT	R	F	A	TO	B	S	TP		
Mason, B.*	32	1-4	0-1	0-0	3	2	0	3	1	4	2	
Taylor*	25	5-13	1-1	10-12	11	4	1	1	3	2	21	
Mason, L.*	31	1-7	0-0	6-8	15	1	1	3	1	2	8	
Scott*	35	8-18	3-9	4-4	4	1	1	1	1	0	23	
Landry*	30	4-10	1-4	1-2	3	4	6	4	2	2	10	
Dyson	7	0-1	0-0	0-0	1	0	0	0	1	0	0	
Williams	1	0-0	0-0	0-0	0	0	0	0	0	0	0	
Workman	1	0-0	0-0	0-0	0	0	0	0	0	0	0	
Button	15	1-3	0-0	0-0	2	2	1	1	0	1	2	
Woods	5	0-1	0-0	0-0	0	0	0	0	0	0	0	
Johnson	18	4-6	1-1	2-4	3	0	1	4	0	0	11	
Team					6							
<b>Totals</b>	<b>200</b>	<b>24-63</b>	<b>6-16</b>	<b>23-30</b>	<b>48</b>	<b>15</b>	<b>11</b>	<b>17</b>	<b>9</b>	<b>11</b>	<b>77</b>	

Halftime: Houston 39, UTEP 32 // FG%: Houston 38.1, UTEP 33.3  
 3FG%: Houston 37.5, UTEP 38.1 // FT%: Houston 76.7, UTEP 75.0  
 Officials: Lisa Jones, Dawn Marsh, Marc Merritt  
 Technicals: None.  
 Att.: 576

**GAME 27 • Feb. 24, 2011 • Cam Henderson Center • Huntington, W.Va.**

	#25 Houston	72
	Marshall	54

**HUNTINGTON, W.Va.** - The University of Houston women's basketball team relied on the hot hand of Brittney Scott to claim its school-record 14th-consecutive victory in a 72-54 defeat of Marshall, Thursday evening at Cam Henderson Center in Huntington, W.Va. The Cougars improved to 23-4 overall and remained unbeaten in Conference USA with a 14-0 mark.

Scott posted a game-high 24 points, highlighted by a 6-of-10 effort from 3-point range, to go with six rebounds and three assists in 35 minutes of play. The Orange, Texas, native drained four treys in the second half, all coming at crucial points to give Houston distance over a pesky Thundering Herd squad.

Porsche Landry registered 15 points off a 6-of-11 performance from the field and handed out six assists against only two turnovers.

Courtney Taylor tallied her 18th double-double of the season with 12 points and 10 rebounds. The Crockett, Texas, product turned in another dominating performance in the second half, posting 10 points and seven boards in the final 20 minutes.

Lesslee Mason added eight points, seven rebounds and five steals, while Brittany Mason chipped in six points, four rebounds and four steals.

The two teams were knotted at nine points apiece after the first five minutes of play before the Cougars scored nine-straight points and held Marshall scoreless for almost five minutes to take a lead they would never relinquish.

Landry rattled off 10-consecutive points to give the Cougars their first double-digit lead at 30-19 with 3:09 remaining in the first half.

Houston took a 10-point lead into the break, and the Thundering Herd (8-19, 4-10) quickly cut into the deficit to begin the second half. Marshall trimmed the lead to six and five points, respectively, as Scott answered both threats with 3-point buckets.

Marshall scratched its way back to a six-point deficit when Scott nailed her third trey of the second half, and Brittany Mason followed with a steal and layup to give Houston a 45-34 advantage at the 16:01 mark.

After the Cougars stretched their lead to 17 points off a Roxana Button jumper, the Thundering Herd made one last run to cut the lead to 11 before Houston cranked out eight-straight points for a 64-45 advantage after Taylor knocked down a long-range bomb with 6:36 left to play.


The Cougars forced 19 turnovers and posted 14 steals compared to only 11 Houston miscues. The Cougars narrowly lost the rebound battle by a 43-41 margin.

Houston (23-4, 14-0)												
Min	FG	3FG	FT	R	F	A	TO	B	S	TP		
Mason, B.*	28	2-8	0-1	2-4	4	3	1	3	0	4	6	
Taylor*	32	4-9	1-1	3-4	10	0	1	1	2	2	12	
Mason, L.*	30	3-11	0-1	2-3	7	2	0	0	0	5	8	
Scott*	35	7-15	6-10	4-5	6	0	3	2	0	1	24	
Landry*	35	6-11	0-1	3-4	3	3	6	2	0	1	15	
Dyson	5	0-1	0-0	0-0	2	0	0	0	1	0	0	
Williams	1	0-0	0-0	0-0	0	0	0	1	0	0	0	
Workman	2	0-0	0-0	0-0	0	0	0	0	0	0	0	
Button	8	1-2	0-1	1-2	0	3	0	2	0	0	3	
Woods	3	0-0	0-0	0-0	2	1	0	0	0	0	0	
Johnson	20	2-5	0-2	0-0	2	2	1	0	0	1	4	
Team					5							
<b>Totals</b>	<b>200</b>	<b>25-62</b>	<b>7-17</b>	<b>15-22</b>	<b>41</b>	<b>15</b>	<b>12</b>	<b>11</b>	<b>3</b>	<b>14</b>	<b>72</b>	

Marshall (8-19, 4-10)												
Min	FG	3FG	FT	R	F	A	TO	B	S	TP		
Crook*	25	3-11	0-0	4-4	13	2	1	1	3	1	10	
Ruiz*	31	6-15	0-2	3-5	10	3	0	1	1	2	15	
Henriques*	29	2-9	1-4	1-3	6	0	2	2	0	1	6	
Mitchell*	29	3-9	0-1	1-5	1	2	4	7	0	2	7	
Elliott*	26	4-7	1-2	0-0	3	0	3	2	0	0	9	
Williams	10	1-2	0-0	0-0	0	2	0	3	0	1	2	
Barrett	15	1-3	1-1	0-0	3	2	1	2	0	0	3	
Stovall	18	1-4	0-0	0-0	2	2	0	0	0	0	2	
Johnson	16	0-1	0-0	0-0	1	2	0	0	0	0	0	
Team					4							

**GAME 28 - Feb. 27, 2011 - Tudor Fieldhouse - Houston, Texas**

	#25 Houston	74
	Rice	70

**HOUSTON** - The No. 25 University of Houston women's basketball team trailed by as many as 19 points in the first half before relying on a 21-7 run over the final nine minutes to top Rice by a score of 74-70 Sunday afternoon at Tudor Fieldhouse. The Cougars reeled off their 15th-straight victory to improve to 24-4 overall and 15-0 in Conference USA play.

Courtney Taylor led the way for Houston with 24 points and eight rebounds, including 17 points and seven boards in the final 20 minutes. Taylor was 10-of-14 from the field, including a 2-of-2 effort from 3-point range, while swatting five shots to go with three steals.

Rice (17-12, 9-6) jumped out to a 7-0 lead and held Houston without its first points for over five minutes to begin the contest. The Owls took their first double-digit lead at the 7:59 mark and built their biggest advantage at 39-20 with 1:12 remaining in the first half.

Porsche Landry converted an old fashioned 3-point play and Brittney Scott intercepted a Rice pass for the layup as Houston ended the first half on a 7-2 run to cut the margin to 14 points at the break.

After Rice's Brianna Hypolite opened the second half with a layup to push the deficit to 16, the Cougars clawed back with a 17-5 run in just over five minutes to cut the Rice advantage to four points with 14:38 remaining.

The Owls would battle back and push the deficit back to nine points with 9:27 left to play before Houston mounted a 21-7 run over the next 8:39 to secure the victory.

Taylor kick started the rally with a jumper to bring the Cougars within six, but Jessica Goswitz answered on the opposite end with a bucket to push the Owls back to an eight-point cushion.

Taylor then drained her second 3-pointer of the contest, and went coast-to-coast after coming down with the defensive rebound to knock down a jumper from the free-throw line to put Houston within three points at 63-60 with 7:19 left to play.

With the deficit still stuck at three points with 2:31 remaining, Taylor struck again with another jumper and Landry got the roll on a jumper on the following possession to give Houston its first lead of the game with 1:50 left to play.

The Cougars held Rice to only two points and were able to convert free-throws over the final 4:08 to remain perfect in the league.

Landry posted 18 points, four rebounds and three assists and went 6-of-7 from the free-throw line in 35 minutes of action.

**#25 Houston (24-4, 15-0)**


	Min	FG	3FG	FT	R	F	A	TO	B	S	TP
Mason, B.*	35	1-6	0-2	2-8	7	3	0	3	0	1	4
Taylor*	25	10-14	2-2	2-2	8	3	2	1	5	3	24
Mason, L.*	32	5-8	0-0	2-2	8	3	0	0	0	1	12
Scott*	33	3-10	1-3	6-8	2	1	2	5	0	2	13
Landry*	35	6-17	0-0	6-7	4	5	3	3	0	1	18
Dyson	5	0-0	0-0	0-0	0	0	0	0	0	0	0
Button	13	0-0	0-0	2-3	2	1	0	1	0	0	2
Woods	5	0-0	0-0	0-0	1	0	0	0	0	0	0
Johnson	17	0-3	0-1	1-2	4	0	1	1	0	0	1
Team					8						
<b>Totals</b>	<b>200</b>	<b>25-58</b>	<b>3-8</b>	<b>21-32</b>	<b>44</b>	<b>16</b>	<b>8</b>	<b>14</b>	<b>5</b>	<b>8</b>	<b>74</b>

**Rice (17-12, 9-6)**

	Min	FG	3FG	FT	R	F	A	TO	B	S	TP
Hypolite*	30	4-10	1-4	0-2	3	4	3	1	0	0	9
Mayse*	36	10-23	3-5	1-3	3	1	0	1	0	2	24
Kuster*	34	6-12	0-0	1-1	11	2	3	2	1	1	12
Smart*	24	0-3	0-2	1-2	6	4	8	6	0	1	1
Goswitz*	37	3-9	0-5	2-3	7	3	2	1	0	3	8
McKinney	14	2-3	0-0	3-4	1	2	1	1	1	1	7
Elliott	11	2-4	1-1	2-2	3	3	0	0	0	1	7
Carmon	14	0-3	0-2	2-2	2	0	0	0	0	0	2
Team					4						
<b>Totals</b>	<b>200</b>	<b>27-67</b>	<b>5-19</b>	<b>11-19</b>	<b>40</b>	<b>19</b>	<b>14</b>	<b>13</b>	<b>3</b>	<b>9</b>	<b>70</b>

Halftime: Rice 41, Houston 27 // FG%: Houston 43.1, Rice 40.3  
 3FG%: Houston 37.5, Rice 26.3 // FT%: Houston 65.6, Rice 57.9  
 Officials: Clarke Stevens, Darci Doll, Scotty Herrmann  
 Technicals: None.  
 Att.: 645

**GAME 29 - March 5, 2011 - Hofheinz Pavilion - Houston, Texas**

	Tulane	84
	#24 Houston	90

**HOUSTON** - Five seniors combined for 82 points to lead the No. 24 University of Houston women's basketball team to a thrilling 90-84 overtime win over Tulane Saturday afternoon at Hofheinz Pavilion. The Cougars became only the second team in Conference USA history to go a perfect 16-0 through the regular season.

Houston (25-4, 16-0) was led by Brittney Scott's game-high 28 points, while Courtney Taylor added 24 points and 14 rebounds in the two seniors' final home game.

Scott handed out five assists and was 10-of-21 from the field, 4-of-9 from 3-point range and 4-of-4 from the free-throw line in 42 minutes of action.

Taylor was 8-of-12 from the field, including two 3-point buckets, and 6-of-8 from the charity stripe en route to her 19th double-double of the season and 59th of her career.

With the Cougars trailing 67-66 with 3:56 remaining in regulation, Scott found Taylor for the fastbreak layup to give Houston its first lead in nearly six minutes.

Tulane's Olivia Grayson followed with the Green Wave's lone 3-pointer of the game to retake the lead with 2:38 left to play, and Danielle Dunn added a free-throw to push the lead to three with 2:12 remaining.

Jasmine Johnson then knocked down a huge 3-pointer to knot the game at 71 points apiece with 1:50 left in regulation. Scott followed with a runner off the glass to give Houston the lead with 41 seconds left, but Nunn drove down the court and converted the layup to force overtime.

With the Cougars leading Tulane by a point with 3:05 remaining in overtime, Scott drained her fourth trey of the contest for Houston's lone field goal in the extra period.

Houston then relied on 11 free-throws over the final 2:24 to claim the victory.

Brittany Mason sank the final free-throw with 14.3 seconds remaining as the 1,106 fans in attendance chanted "undefeated".

Lesslee Mason posted 12 points, eight rebounds, three assists, two blocks and two steals in 34 minutes of action. Mason was also 8-of-10 from the free-throw line.

Brittany Mason added nine points and tied a career high with 12 boards in 39 minutes of action.

Johnson came up huge for the Cougars off the bench, registering nine points with season highs of five rebounds, five assists and two blocks to go with three steals in 31 minutes of action.

**Tulane (20-9, 9-7)**


	Min	FG	3FG	FT	R	F	A	TO	B	S	TP
Nunn*	37	9-18	0-1	7-8	5	5	0	2	0	0	25
Bibbins*	37	7-12	0-0	0-0	5	3	0	1	2	1	14
Barnes*	41	8-20	0-3	0-0	7	3	3	4	1	4	16
Grayson*	37	6-10	1-2	1-3	5	2	7	7	1	2	14
Aidoo*	38	2-11	0-5	0-0	4	5	2	1	1	1	4
Kautsky	4	0-0	0-0	0-0	0	0	0	0	0	0	0
Snow	11	0-0	0-0	0-0	2	2	1	0	0	1	0
McDonald	1	0-0	0-0	0-0	0	0	0	0	0	0	0
Lindsey	7	1-1	0-0	0-0	2	3	0	0	0	0	2
Benzio	12	4-6	0-0	1-2	8	2	0	3	0	0	9
Team					7						
<b>Totals</b>	<b>200</b>	<b>37-78</b>	<b>1-11</b>	<b>9-13</b>	<b>45</b>	<b>25</b>	<b>13</b>	<b>18</b>	<b>5</b>	<b>9</b>	<b>84</b>

**#24 Houston (25-4, 16-0)**

	Min	FG	3FG	FT	R	F	A	TO	B	S	TP
Mason, B.*	39	3-8	1-3	2-4	12	3	1	2	1	3	9
Taylor*	39	8-12	2-2	6-8	14	2	0	2	1	1	24
Mason, L.*	34	2-8	0-0	8-10	8	1	3	3	2	2	12
Scott*	42	10-21	4-9	4-4	2	1	5	0	0	0	28
Landry*	29	2-15	0-0	1-2	1	3	1	6	0	3	5
Dyson	5	1-2	0-0	0-1	2	1	0	0	0	0	2
Button	6	0-1	0-1	1-2	1	1	0	0	0	0	1
Johnson	31	2-5	1-2	4-6	5	2	5	3	2	3	9
Team					1						
<b>Totals</b>	<b>200</b>	<b>28-72</b>	<b>8-17</b>	<b>26-37</b>	<b>46</b>	<b>13</b>	<b>15</b>	<b>16</b>	<b>6</b>	<b>12</b>	<b>90</b>

Halftime: Houston 44, Tulane 41 // FG%: Houston 38.9, Tulane 47.4  
 3FG%: Houston 47.1, Tulane 9.1 // FT%: Houston 70.3, Tulane 69.2  
 Officials: Kelly Johnson, Tommy Proisie, Brittny Sherry  
 Technicals: None.  
 Att.: 1106

**GAME 30 - March 10, 2011 - Memorial Gym - El Paso, Texas**

	UTEP	64
	#22 Houston	68

**EL PASO, Texas** - Courtney Taylor and Lesslee Mason each posted double-doubles to lead the 22nd-ranked University of Houston women's basketball team to a thrilling 68-64 victory over UTEP in the quarterfinals of the 2011 Buick Conference USA Championship, Thursday evening at Memorial Gymnasium.

Houston (26-4, 16-0) was able to triumph over the Miners (16-14, 7-9) in a contest that saw 18 ties and 24 lead changes, while neither team ever held a lead any higher than four points.

The Cougars received four clutch free-throws from Taylor and Jasmine Johnson in the final 29.7 seconds to break a tie game and send Houston to its school-record 17th-consecutive victory.

The Cougars limped into the locker room down 30-26 after UTEP ended the first half on a 5-0 run, capped off by a 3-pointer from Dietra Caldwell. Houston shot an icy 28 percent (8-of-29) from the field in the first half, including a 1-of-9 effort from 3-point range.

Houston stormed out of the break with a 10-3 run to take a 36-33 lead, as Taylor accounted for eight of the 10 points.

UTEP's Caldwell drained a huge trey to put the Miners back out front by a score of 43-41 with 8:43 left to play to the delight of an energized crowd, but Taylor followed with a tough bucket on the opposite end to pull back even. After a missed Taylor free-throw, Lesslee Mason grabbed the offensive board and dished to Brittney Scott, who snapped an 0-for-11 skid with a 3-pointer to give the Cougars a 46-43 lead.

After the Miners cut the margin back to one with two free-throws, Porsche Landry drove the lane and converted the layup as well as the ensuing free-throw to give Houston its biggest lead at 49-45 with 7:58 remaining.

UTEP wouldn't back down however, knotting the game back up at the 5:46 mark and taking a two-point lead with 3:30 remaining before Lesslee Mason stole a Miner pass and posted an old fashioned 3-point play.

Erica Warren, who scored 14 of her 18 points in the second half, got the roll on a jumper to tie the contest at 64 points apiece with 38.2 seconds left to play.

Taylor then drained two free-throws with 29.7 seconds remaining, and Warren just missed a game-tying jumper on the opposite end after having her shot altered by Houston's Zalika Dyson.

Lesslee Mason came down with the rebound and Johnson iced both shots from the freebie line to put the game out of reach with only 6.7 seconds remaining.

**UTEP (16-14, 7-9)**


	Min	FG	3FG	FT	R	F	A	TO	B	S	TP
Thornton*	32	3-7	0-0	0-1	8	3	0	1	0	1	6
Milian*	19	2-5	0-0	0-2	6	2	0	2	0	0	4
Smith*	22	0-2	0-2	2-4	0	2	2	1	0	0	2
Willingham*	35	1-9	0-4	2-2	2	4	5	3	0	0	4
Caldwell*	37	5-11	4-9	4-5	6	3	0	3	0	1	18
Brown	12	3-7	0-0	2-4	8	5	0	2	2	0	8
Eglite	5	0-0	0-0	0-0	1	1	0	1	0	1	0
Vitola	17	2-6	0-0	0-0	6	5	0	2	1	0	4
Warren	21	6-10	0-0	6-8	2	3	1	0	0	1	18
Team					3						
<b>Totals</b>	<b>200</b>	<b>22-57</b>	<b>4-15</b>	<b>16-26</b>	<b>42</b>	<b>28</b>	<b>8</b>	<b>16</b>	<b>3</b>	<b>4</b>	<b>64</b>

**#22 Houston (26-4, 16-0)**

	Min	FG	3FG	FT	R	F	A	TO	B	S	TP
Mason, B.*	17	1-2	0-1	0-0	1	5	0	1	0	0	2
Taylor*	38	8-16	1-3	5-9	10	2	1	3	2	1	22
Mason, L.*	34	3-6	0-0	13-14	14	4	2	2	2	0	19
Scott*	27	1-13	1-9	3-4	1	3	0	2	0	0	6
Landry*	39	5-11	0-0	3-4	3	6	3	0	1	13	
Dyson	7	0-1	0-0	0-0	2	1	0	2	0	0	0
Williams	3	0-0	0-0	0-0	1	1	0	0	0	0	0
Button	10	0-1	0-1	0-0	0	0	0	1	0	0	0
Woods	4	1-2	0-0	0-0	0	1	0	0	0	0	2
Johnson	21	1-4	0-1	2-2	4	4	1	2	0	0	4
Team					5						
<b>Totals</b>	<b>200</b>	<b>20-56</b>	<b>2-15</b>	<b>26-33</b>	<b>41</b>	<b>24</b>	<b>10</b>	<b>16</b>	<b>2</b>	<b>5</b>	<b>68</b>

Halftime: UTEP 30, Houston 26 // FG%: Houston 35.7, UTEP 38.6  
 3FG%: Houston 13.3, UTEP 26.7 // FT%: Houston 78.8, UTEP 61.5  
 Officials: Mary Day, Metta Roberts, Bill Larence  
 Technicals: UTEP - Team  
 Att.: 2841

**GAME 31 - March 11, 2011 - Don Haskins Center - El Paso, Texas**

	Tulane	70
	#22 Houston	60

EL PASO, Texas - The top-seeded University of Houston women's basketball team went cold over the final four minutes to fall to Tulane by a score of 70-60 in the 2011 Buick Conference USA Championship semifinals Friday afternoon at Don Haskins Arena. The Cougars (26-5, 16-0) had their school-record 17-game winning streak snapped and dropped their first contest in over two months.

Houston held a 59-58 lead with 4:20 remaining, but couldn't buy another bucket for the remainder of the contest as Tulane (22-9, 9-7) outscored the Cougars 12-1 down the stretch to seal the upset.

Porsche Landry provided the lone highlight of the day, becoming the 21st member of Houston's 1,000-point club with a 20-point effort. Landry was 9-of-20 from the field, including two 3-pointers, while handing out six assists in 34 minutes.

Lesslee Mason registered her second-consecutive double-double and ninth of the season with 16 points and 10 rebounds in 35 minutes of action.

The Cougars were without two-time C-USA Player of the Year Courtney Taylor for much of the contest due to foul trouble. Taylor was limited to just four points to go with nine rebounds in only 16 minutes, and recorded her first points of the game with 9:13 left in the second half.

Houston trailed at the half for the third time in the last four contests at 37-31 as both Taylor and Brittney Scott, who combined for 32.1 points per game entering the contest, were held scoreless.

Landry opened up the second half with a 3-point bucket to cut the deficit in half, and Scott connected on her lone triple of the afternoon to close to within two points at the 17:29 mark.

Landry reached her career milestone with a layup at the 15:45 mark, and after another Landry layup, Lesslee Mason converted a 3-point play for the game's first tie with 11:57 remaining.

Landry struck again on the ensuing possession to give Houston its first lead of the contest, and after Taylor got on the board for the first time at the 9:13 mark, Brittany Mason stroked a 3-pointer to give Houston its largest lead at two points with 8:56 left to play.

The lead would change hands five more times over the next four minutes before Houston's dry spell sunk the Cougars.

**Tulane (22-9, 9-7)**

Min	FG	3FG	FT	R	F	A	TO	B	S	TP
Aldoo*	28	5-10	2-7	1-1	2	3	0	2	0	13
Bibbins*	29	2-6	0-0	1-2	6	1	0	1	0	15
Barnes*	32	4-9	0-1	2-3	6	0	3	2	0	10
Nunn*	33	6-16	0-1	7-12	11	3	2	4	0	19
Grayson*	36	2-11	0-3	2-4	7	3	4	4	1	36
Kautsky	1	0-0	0-0	0-0	0	0	0	0	0	1
Snow	5	0-0	0-0	0-0	0	0	0	0	0	0
McDonald	0+	0-0	0-0	0-0	0	0	0	0	0	0
Lindsey	10	2-8	0-0	0-2	4	1	0	2	1	0
Blankenship	0+	0-0	0-0	0-0	0	0	0	0	0	0
Benzio	26	5-11	0-0	3-4	20	1	0	0	2	13
Team					2					
<b>Totals</b>	<b>200</b>	<b>26-71</b>	<b>2-12</b>	<b>16-28</b>	<b>58</b>	<b>12</b>	<b>9</b>	<b>15</b>	<b>4</b>	<b>8</b>

**#22 Houston (26-5, 16-0)**

Min	FG	3FG	FT	R	F	A	TO	B	S	TP
Mason, B.*	33	4-9	1-3	0-1	3	3	1	3	0	19
Taylor*	16	2-6	0-1	0-0	9	5	1	2	2	0
Mason, L.*	35	6-15	0-2	4-6	10	3	1	1	0	26
Scott*	28	1-8	1-4	0-0	4	3	1	2	0	2
Landry*	34	9-20	2-5	0-2	4	4	6	5	0	20
Dyson	11	0-1	0-0	0-0	2	1	0	0	1	0
Button	10	1-3	1-1	0-0	0	0	0	0	0	3
Woods	5	0-0	0-0	1-2	0	1	0	1	1	0
Johnson	28	1-7	0-1	2-4	4	2	0	0	0	4
Team					4					
<b>Totals</b>	<b>200</b>	<b>24-69</b>	<b>5-17</b>	<b>7-15</b>	<b>40</b>	<b>22</b>	<b>10</b>	<b>14</b>	<b>4</b>	<b>6</b>

Halftime: Tulane 37, Houston 31 // FG%: Houston 34.8, Tulane 36.6  
 3FG%: Houston 29.4, Tulane 16.7 // FT%: Houston 46.7, Tulane 57.1  
 Officials: Kelly Johnson, Metta Roberts, Brian Hall  
 Technicals: None  
 Att.: 862

**GAME 32 - March 20, 2011 - Ferrell Center - Waco, Texas**

	#9 West Virginia	79
	#8 Houston	73

WACO, Texas - The No. 24 University of Houston women's basketball team couldn't overcome a 15-point second half deficit, falling to No. 9 seed West Virginia by a score of 79-73, Sunday evening in the NCAA First Round at Ferrell Center in Waco, Texas.

Brittney Scott led Houston with 24 points off a 6-of-15 shooting effort from the field, including four treys, and an 8-of-9 performance from the free-throw line.

Lesslee Mason registered her 10th double-double of the season with 17 points and 10 rebounds. Mason, a senior from Cincinnati, Ohio, was 6-of-10 from the field and 5-of-8 from the charity stripe.

Courtney Taylor played only six minutes in the first half due to foul trouble and still managed to tally 17 points off 6-of-13 shooting from the field.

The Cougars controlled the tempo early, as Scott began her first NCAA Tournament contest with a 3-pointer on the opening possession. Scott then followed with a 3-point play to put Houston up 6-3 early on.

Landry found Lesslee Mason in a crowd under the basket for the layup to cap a 7-1 Houston run and put the Cougars up 15-10 for their largest lead of the game.

West Virginia (24-9) then put together an 18-2 run and held Houston without a field goal for over seven minutes as Taylor was forced to sit with two fouls.

The Mountaineers took a 12-point lead into the break after Brooke Hampton hit a desperation 3-pointer off the glass at the buzzer.

Taylor scored Houston's first six points of the second half and Lesslee Mason followed with an old fashioned 3-point play to push within seven points with 17:25 remaining, but the Mountaineers charged back out to their biggest margin of the game at 55-40 with 14:55 remaining off a Liz Repella 3-pointer.

The Cougars refused to lie down just as they've done all season, as Scott quickly drained a trey with 13:48 left to play. Brittany Mason then stole the ball on the ensuing possession and dished to Lesslee Mason who converted another 3-point play to cut the deficit to seven points.

Scott then followed with two free-throws to cap off a 10-0 Houston run and trim the Mountaineer lead to 55-50 with 12:27 remaining.

The Cougars found themselves down by 10 with 5:44 left to play, and made one final charge to get within one possession.

After Taylor missed two free-throws, the Crockett, Texas, native dug out the offensive board and kicked it to Scott who knocked down the trifecta.

Scott converted another jumper and Landry followed with her first field goal of the game to cut the lead to three with 4:05 remaining, but the Cougars wouldn't come any closer.

**#25 West Virginia (24-9)**

Min	FG	3FG	FT	R	F	A	TO	B	S	TP
Campbell*	23	2-9	1-3	2-2	8	0	0	0	0	7
Ali*	32	6-13	0-1	1-3	15	4	0	3	1	23
Bussie*	25	4-7	0-0	5-9	5	4	1	1	1	23
Miles*	23	2-9	0-0	0-0	3	4	3	1	0	4
Repella*	38	6-15	3-7	11-12	7	2	1	4	0	26
Palmer	0+	0-0	0-0	0-0	0	0	0	0	0	0
Hampton	4	1-1	1-1	0-0	0	0	0	1	0	3
House	31	4-9	0-2	1-2	3	0	6	2	0	9
Harlee	8	0-1	0-0	2-4	5	1	0	1	1	0
Dunning	10	1-1	0-0	0-0	1	1	0	3	0	1
Burton	6	0-4	0-0	0-0	2	3	0	0	0	1
Team					3					
<b>Totals</b>	<b>200</b>	<b>26-69</b>	<b>5-14</b>	<b>22-32</b>	<b>52</b>	<b>19</b>	<b>11</b>	<b>17</b>	<b>3</b>	<b>9</b>

**#24 Houston (26-6)**

Min	FG	3FG	FT	R	F	A	TO	B	S	TP
Mason, B.*	33	1-7	1-2	0-0	7	3	1	3	1	3
Taylor*	26	6-13	1-2	4-6	4	3	2	0	0	17
Mason, L.*	33	6-10	0-0	5-8	10	2	1	2	3	17
Scott*	32	6-15	4-10	8-9	4	4	0	3	0	24
Landry*	33	3-9	1-2	2-2	2	4	5	5	0	9
Dyson	9	0-0	0-0	0-0	1	1	0	1	1	0
Button	10	0-0	0-0	0-0	2	2	0	0	0	0
Woods	6	0-0	0-0	0-0	1	2	0	0	0	0
Johnson	18	0-2	0-0	3-4	3	0	0	2	0	3
Team					2					
<b>Totals</b>	<b>200</b>	<b>22-56</b>	<b>7-17</b>	<b>22-29</b>	<b>36</b>	<b>21</b>	<b>9</b>	<b>16</b>	<b>5</b>	<b>5</b>

Halftime: West Virginia 37, Houston 25 // FG%: Houston 39.3, West Virginia 37.7  
 3FG%: Houston 41.2, West Virginia 35.7 // FT%: Houston 75.9, West Virginia 68.8  
 Officials: Tina Napier, Brenda Pantoja, Eric Larson  
 Technicals: None  
 Att.: 8368

## CAREER RECORDS

### POINTS SCORED

1.	2,692	.....	Chandi Jones, 2000-04
2.	1,957	.....	Sharion Higgins, 1976-81
3.	1,752	.....	Sonya Watkins, 1982-86
4.	<b>1,684</b>	.....	<b>Courtney Taylor, 2007-11</b>
5.	1,670	.....	Vickey Finch, 1979-83
6.	1,588	.....	Kip Anderson, 1978-81
7.	<b>1,522</b>	.....	<b>Brittney Scott, 2007-11</b>
8.	1,498	.....	Jennifer Jones, 1994-98
9.	1,391	.....	Pat Luckey, 1993-96
10.	1,282	.....	Darla Simpson, 1988-92

### SCORING AVERAGE

1.	23.6	.....	Chandi Jones, 2000-04
2.	19.9	.....	Pat Luckey, 1993-96
3.	18.7	.....	Kip Anderson, 1978-81
4.	17.6	.....	Sancho Lyttle, 2003-05
5.	17.6	.....	Stacey Johnson, 1991-95
6.	16.4	.....	Tye Jackson, 2005-08
7.	15.5	.....	Sonya Watkins, 1982-86
8.	15.5	.....	Monica Lamb, 1983-85
9.	14.7	.....	Timicha Kirby, 1996-97
10.	14.5	.....	Jana Crosby, 1988-90

### FIELD GOALS MADE

1.	963	.....	Chandi Jones, 2000-04
2.	740	.....	Sonya Watkins, 1982-86
3.	654	.....	Vickey Finch, 1979-83
4.	<b>633</b>	.....	<b>Courtney Taylor, 2007-11</b>
5.	629	.....	Sharion Higgins, 1976-81
6.	578	.....	Pat Luckey, 1993-96
7.	547	.....	Darla Simpson, 1988-92
8.	519	.....	Kip Anderson, 1978-81
9.	<b>489</b>	.....	<b>Brittney Scott, 2007-11</b>
10.	470	.....	Ann Moon, 1977-81

### FIELD GOALS ATTEMPTED

1.	2,120	.....	Chandi Jones, 2000-04
2.	1,518	.....	Sharion Higgins, 1976-81
3.	<b>1,323</b>	.....	<b>Brittney Scott, 2007-11</b>
4.	1,307	.....	Vickey Finch, 1979-83
5.	<b>1,304</b>	.....	<b>Courtney Taylor, 2007-11</b>
6.	1,290	.....	Sonya Watkins, 1982-86
7.	1,287	.....	Tye Jackson, 2005-08
8.	1,245	.....	Pat Luckey, 1993-96
9.	1,205	.....	Darla Simpson, 1988-92
10.	1,140	.....	Ann Moon, 1977-81

### FIELD GOAL PCT. (Minimum 500 Att.)

1.	.624 (390-625)	.....	Monica Lamb, 1983-85
2.	.574 (740-1,290)	.....	Sonya Watkins, 1982-86
3.	.526 (375-713)	.....	Sharonda Lasseter, 1998-01
4.	.515 (444-861)	.....	Toni Mooney, 1980-84
5.	.502 (460-916)	.....	Sancho Lyttle, 2003-05
6.	.500 (654-1,307)	.....	Vickey Finch, 1979-83
7.	<b>.485 (633-1,304)</b>	.....	<b>Courtney Taylor, 2007-11</b>
8.	.484 (403-832)	.....	Jennifer Jones, 1994-97
9.	.470 (304-647)	.....	Sallie Routt, 1987-89
10.	.468 (252-538)	.....	Jan Hilliard, 1977-81

### 3-PT FIELD GOALS MADE

1.	<b>226</b>	.....	<b>Brittney Scott, 2007-11</b>
2.	188	.....	Chandi Jones, 2000-04
3.	161	.....	Jana Crosby, 1988-90
4.	145	.....	Angela Curl, 1998-03
5.	129	.....	Tye Jackson, 2005-08
6.	<b>87</b>	.....	<b>Roxana Button, 2008-present</b>
7.	82	.....	Jessica Shanklin, 1999-01
8.	80	.....	Sha'ratta Hawkins, 2005-07
9.	76	.....	Fleceia Comeaux, 1994-96
10.	76	.....	Tanda Rucker, 1994-96

### 3-PT FIELD GOALS ATTEMPTED

1.	<b>642</b>	.....	<b>Brittney Scott, 2007-11</b>
2.	548	.....	Chandi Jones, 2000-04
3.	544	.....	Angela Curl, 1998-03
4.	468	.....	Tye Jackson, 2005-08
5.	345	.....	Jana Crosby, 1988-90
6.	268	.....	Shondra Bush, 2001-03
7.	263	.....	Nicole Oliver, 2000-04
8.	255	.....	Sha'ratta Hawkins, 2005-07
9.	250	.....	Jessica Shanklin, 1999-01
10.	248	.....	Fleceia Comeaux, 1994-96

### 3-PT FIELD GOAL PCT. (Minimum 100 Att.)

1.	.467 (161-345)	.....	Jana Crosby, 1988-90
2.	<b>.360 (87-242)</b>	.....	<b>Roxana Button, 2008-Present</b>
3.	<b>.352 (226-642)</b>	.....	<b>Brittney Scott, 2007-11</b>
4.	.343 (188-548)	.....	Chandi Jones, 2000-04
5.	.328 (82-250)	.....	Jessica Shanklin, 1999-01
6.	<b>.318 (49-154)</b>	.....	<b>Porsche Landry, 2008-Present</b>
7.	.318 (34-107)	.....	Arlene Brown, 1987-91
8.	.314 (80-255)	.....	Sha'ratta Hawkins, 2005-07
9.	.306 (76-248)	.....	Fleceia Comeaux, 1994-96
10.	.304 (35-115)	.....	Kadi Creel, 2004-06

### FREE THROWS MADE

1.	667	.....	Kip Anderson, 1978-81
2.	578	.....	Chandi Jones, 2000-04
3.	<b>380</b>	.....	<b>Courtney Taylor, 2007-11</b>
4.	362	.....	Vickey Finch, 1979-83
5.	<b>318</b>	.....	<b>Brittney Scott, 2007-11</b>
6.	278	.....	Jennifer Jones, 1994-97
7.	272	.....	Tye Jackson, 2005-08
8.	272	.....	Sonya Watkins, 1982-86
9.	258	.....	Cynthia Jackson, 1989-93
10.	228	.....	Stacey Johnson, 1991-95

### FREE THROWS ATTEMPTED

1.	809	.....	Chandi Jones, 2000-04
2.	615	.....	Vickey Finch, 1979-83
3.	<b>562</b>	.....	<b>Courtney Taylor, 2007-11</b>
4.	456	.....	Sonya Watkins, 1982-86
5.	432	.....	Jennifer Jones, 1994-97
6.	<b>398</b>	.....	<b>Brittney Scott, 2007-11</b>
7.	384	.....	Tye Jackson, 2005-08
8.	384	.....	Sharonda Lasseter, 1998-01
9.	364	.....	Cynthia Jackson, 1989-93
10.	357	.....	Darla Simpson, 1988-92

### FREE THROWS PCT. (Minimum 150 Att.)

1.	.881 (170-193)	.....	Jana Crosby, 1988-90
2.	<b>.799 (318-398)</b>	.....	<b>Brittney Scott, 2007-11</b>
3.	.760 (215-283)	.....	Pat Luckey, 1993-96
4.	.750 (198-264)	.....	Kip Anderson, 1978-81
5.	<b>.744 (154-207)</b>	.....	<b>Roxana Button, 2008-Present</b>
6.	.732 (142-194)	.....	Lashawn Johnson, 1988-91
7.	.714 (578-809)	.....	Chandi Jones, 2000-04
8.	.713 (228-320)	.....	Stacey Johnson, 1991-95
9.	.709 (258-364)	.....	Cynthia Jackson, 1989-93
10.	.708 (272-384)	.....	Tye Jackson, 2005-08

### REBOUNDS

1.	<b>1,165</b>	.....	<b>Courtney Taylor, 2007-11</b>
2.	1,011	.....	Vickey Finch, 1979-83
3.	966	.....	Darla Simpson, 1988-92
4.	821	.....	Sonya Watkins, 1982-86
5.	714	.....	Chandi Jones, 2000-04
6.	694	.....	Kiemona Harris, 2001-05
7.	687	.....	Jennifer Jones, 1994-97
8.	661	.....	Sancho Lyttle, 2003-05
9.	637	.....	Nicole Oliver, 2000-04

## CAREER RECORDS

### REBOUNTING AVERAGE

1.	10.7	.....	Sancho Lyttle, 2003-05
2.	<b>10.0</b>	.....	<b>Courtney Taylor, 2007-11</b>
3.	<b>9.0</b>	.....	<b>Lesslee Mason, 2009-11</b>
4.	8.9	.....	Monica Lamb, 1983-85
5.	8.6	.....	Vickey Finch, 1979-83
6.	8.1	.....	Darla Simpson, 1988-92
7.	8.1	.....	Jennifer Jones, 1994-97
8.	7.8	.....	Margo Graham, 1991-93
9.	7.7	.....	Pat Luckey, 1993-96
10.	7.3	.....	Sonya Watkins, 1982-86

### OFFENSIVE REBOUNDS (Since 1988-89)

1.	359	.....	Darla Simpson, 1988-92
2.	<b>344</b>	.....	<b>Courtney Taylor, 2007-11</b>
3.	294	.....	Kiemona Harris, 2001-05
4.	288	.....	Jennifer Jones, 1994-97
5.	270	.....	Sancho Lyttle, 2003-05
6.	239	.....	Stephanie Edwards, 1989-93
7.	235	.....	Chandi Jones, 2000-04
8.	233	.....	Voccia Calhoun, 1988-92
9.	232	.....	Kellye Jones, 1988-92
10.	<b>231</b>	.....	<b>Lesslee Mason, 2009-11</b>

### DEFENSIVE REBOUNDS (Since 1988-89)

1.	<b>821</b>	.....	<b>Courtney Taylor, 2007-11</b>
2.	607	.....	Darla Simpson, 1988-92
3.	479	.....	Chandi Jones, 2000-04
4.	414	.....	Nicole Oliver, 2000-04
5.	400	.....	Kiemona Harris, 2001-05
6.	399	.....	Jennifer Jones, 1994-97
7.	398	.....	Kellye Jones, 1988-92
8.	391	.....	Sancho Lyttle, 2003-05
9.	363	.....	Pat Luckey, 1993-96
10.	344	.....	Karen Yee, 1987-90

### ASSISTS

1.	482	.....	Betty Darthard, 1980-84
2.	434	.....	Arlene Brown, 1987-91
3.	361	.....	Kip Anderson, 1978-81
4.	350	.....	Tye Jackson, 2005-08
5.	<b>335</b>	.....	<b>Porsche Landry, 2008-present</b>
6.	313	.....	Joann Overstreet, 2003-05
7.	309	.....	Tanda Rucker, 1994-96
8.	298	.....	Nicole Oliver, 2000-04
9.	297	.....	Barbara Anderson, 1984-88
10.	285	.....	Chandi Jones, 2000-04

### ASSISTS AVERAGE

1.	5.5	.....	Tanda Rucker, 1994-96
2.	5.1	.....	Joann Overstreet, 2003-05
3.	4.8	.....	Tye Jackson, 2005-08
4.	4.7	.....	Antoinette Isaac, 1992-94
5.	4.2	.....	Jessica Shanklin, 1999-01
6.	4.2	.....	Betty Darthard, 1980-84
7.	4.0	.....	Charlotte Reescano, 1984-86
8.	4.0	.....	Carla Fountain, 1986-88
9.	4.0	.....	Kip Anderson, 1978-81
10.	3.7	.....	Arlene Brown, 1987-91

### BLOCKED SHOTS

1.	249	.....	Darla Simpson, 1988-92
2.	190	.....	Monica Lamb, 1983-85
3.	<b>142</b>	.....	<b>Courtney Taylor, 2007-11</b>
4.	123	.....	Barbara Anderson, 1984-88
5.	122	.....	Toni Mooney, 1980-84
6.	95	.....	Kiemona Harris, 2001-05
7.	<b>93</b>	.....	<b>Lesslee Mason, 2009-11</b>
8.	91	.....	Missy Davis, 1986-88
9.	76	.....	Sharonda Lasseter, 1998-01
10.	73	.....	Rosheda Hopson, 1994-96

### BLOCKED SHOTS AVERAGE

1.	3.3	.....	Monica Lamb, 1983-85
2.	2.6	.....	Cobilyn Hill, 2007-08
3.	2.1	.....	Darla Simpson, 1988-92
4.	1.6	.....	Amanda Barksdale, 2002-04
	1.6	.....	Missy Davis, 1986-88
6.	<b>1.5</b>	.....	<b>Lesslee Mason, 2009-11</b>
7.	1.4	.....	Rosheda Hopson, 1994-96
8.	<b>1.2</b>	.....	<b>Courtney Taylor, 2007-11</b>
	1.2	.....	Valerie Muoneke, 2000-02
	1.2	.....	Carla Fountain, 1986-88
	1.2	.....	Toni Mooney, 1980-84

### STEALS

1.	348	.....	Betty Darthard, 1980-84
2.	330	.....	Chandi Jones, 2000-04
3.	322	.....	Nicole Oliver, 2000-04
4.	235	.....	Vickey Finch, 1979-83
5.	<b>212</b>	.....	<b>Courtney Taylor, 2007-11</b>
6.	210	.....	Kip Anderson, 1978-81
7.	209	.....	Barbara Anderson, 1984-88
8.	182	.....	Jackie Skinner, 1981-83
9.	176	.....	Cynthia Jackson, 1989-93
	176	.....	Arlene Brown, 1987-91

### GAMES PLAYED

1.	140	.....	Sharion Higgins, 1976-81
2.	132	.....	Kip Anderson, 1977-81
3.	130	.....	Janice Hilliard, 1977-81
4.	128	.....	Ann Moon, 1977-81
5.	124	.....	Nicole Oliver, 2000-04
6.	123	.....	Kiemona Harris, 2001-05
7.	<b>122</b>	.....	<b>Brittney Scott, 2007-11</b>
8.	119	.....	Darla Simpson, 1988-92
9.	118	.....	Kellye Jones, 1988-92
	118	.....	Arlene Brown, 1987-91
	118	.....	Vickey Finch, 1979-83

### GAMES STARTED

1.	120	.....	Nicole Oliver, 2000-04
2.	114	.....	Chandi Jones, 2000-04
3.	<b>112</b>	.....	<b>Courtney Taylor, 2007-11</b>
4.	<b>93</b>	.....	<b>Brittney Scott, 2007-11</b>
5.	92	.....	Betty Darthard, 1980-84
6.	91	.....	Angela Curl, 1998-03
7.	89	.....	Darla Simpson, 1988-92
8.	88	.....	Vickey Finch, 1979-83
9.	86	.....	Arlene Brown, 1987-91
	86	.....	Barbara Anderson, 1984-88

### MINUTES PLAYED

1.	4,019	.....	Chandi Jones, 2000-04
2.	3,954	.....	Nicole Oliver, 2000-04
3.	<b>3,535</b>	.....	<b>Courtney Taylor, 2007-11</b>
4.	<b>3,279</b>	.....	<b>Brittney Scott, 2007-11</b>
5.	3,117	.....	Darla Simpson, 1988-92
6.	2,861	.....	Kiemona Harris, 2001-05
7.	2,790	.....	Angela Curl, 1998-03
8.	2,776	.....	Arlene Brown, 1987-91
9.	2,537	.....	Tye Jackson, 2005-08
10.	2,447	.....	Barbara Anderson, 1984-88

### MINUTES AVERAGE

1.	35.3	.....	Chandi Jones, 2000-04
2.	35.2	.....	Joann Overstreet, 2003-05
3.	34.6	.....	Tye Jackson, 2005-08
4.	34.5	.....	Antoinette Isaac, 1992-94
5.	33.6	.....	Twiggy McIntyre, 2007-08
6.	33.3	.....	Stacey Johnson, 1991-95
7.	33.2	.....	Sha'ratta Hawkins, 2005-07
8.	32.3	.....	Lashinda Winters, 2002-03
9.	32.0	.....	Tanda Rucker, 1994-96
10.	31.9	.....	Nicole Oliver, 2000-04

## SINGLE-SEASON RECORDS

### POINTS SCORED

1.	912	Kip Anderson, 1980-81
2.	770	Chandi Jones, 2002-03
3.	766	Chandi Jones, 2001-02
4.	727	Chandi Jones, 2003-04
5.	675	Sharion Higgins, 1977-78
6.	624	Sonya Watkins, 1985-86
7.	598	Pat Luckey, 1995-96
8.	565	Sancho Lyttle, 2004-05
9.	<b>554</b>	<b>Brittney Scott, 2009-10</b>
10.	544	Sonya Watkins, 1984-85

### SCORING AVERAGE

1.	29.4	Kip Anderson, 1980-81
2.	27.5	Chandi Jones, 2002-03
3.	22.7	Chandi Jones, 2003-04
4.	22.5	Chandi Jones, 2001-02
5.	22.5	Tye Jackson, 2006-07
6.	21.5	Sonya Watkins, 1985-86
7.	21.5	Chandi Jones, 2000-01
8.	21.4	Pat Luckey, 1995-96
9.	20.6	Stacey Johnson, 1994-95
10.	19.0	Pat Luckey, 1993-94

### FIELD GOALS MADE

1.	307	Sharion Higgins, 1977-78
2.	277	Chandi Jones, 2001-02
3.	275	Chandi Jones, 2002-03
4.	267	Sonya Watkins, 1985-86
5.	255	Chandi Jones, 2003-04
6.	249	Pat Luckey, 1995-96
7.	239	Sonya Watkins, 1984-85
8.	233	Sancho Lyttle, 2004-05
9.	228	Monica Lamb, 1984-85
10.	227	Sancho Lyttle, 2003-04

### FIELD GOALS ATTEMPTED

1.	779	Sharion Higgins, 1977-78
2.	607	Chandi Jones, 2003-04
3.	604	Chandi Jones, 2001-02
4.	563	Chandi Jones, 2002-03
5.	562	Pat Luckey, 1995-96
6.	530	Ann Moon, 1977-78
7.	486	Tye Jackson, 2006-07
8.	484	Sancho Lyttle, 2004-05
9.	<b>479</b>	<b>Brittney Scott, 2009-10</b>
10.	468	Kip Anderson, 1978-79

### FIELD GOAL PCT. (Minimum 150 Att.)

1.	.663 (228-344)	Monica Lamb, 1984-85
2.	.597 (267-447)	Sonya Watkins, 1985-86
3.	.595 (116-195)	Nell Haskins, 1983-84
4.	.593 (153-258)	Sonya Watkins, 1983-84
5.	.589 (89-151)	Carla Fountain, 1986-87
6.	.577 (162-281)	Monica Lamb, 1983-84
7.	.572 (239-418)	Sonya Watkins, 1984-85
8.	.566 (116-205)	Nell Haskins, 1984-85
9.	.550 (166-302)	Vickey Finch, 1982-83
10.	.545 (171-314)	Vickey Finch, 1981-82

### 3-PT FIELD GOALS MADE

1.	89	Jana Crosby, 1988-89
2.	<b>84</b>	<b>Brittney Scott, 2010-11</b>
	<b>84</b>	<b>Brittney Scott, 2009-10</b>
4.	75	Twiggy McIntyre, 2007-08
5.	72	Jana Crosby, 1989-90
6.	71	Chandi Jones, 2003-04
7.	66	Sha'ratta Hawkins, 2005-06
8.	57	Jessica Shanklin, 2000-01
	57	Angela Curl, 1998-99
10.	54	Tye Jackson, 2006-07

### 3-PT FIELD GOALS ATTEMPTED

1.	<b>244</b>	<b>Brittney Scott, 2009-10</b>
2.	<b>217</b>	<b>Brittney Scott, 2010-11</b>
3.	201	Sha'ratta Hawkins, 2005-06
4.	196	Twiggy McIntyre, 2007-08
5.	194	Chandi Jones, 2003-04
6.	189	Jana Crosby, 1988-89
7.	186	Angela Curl, 1998-99
8.	173	Tye Jackson, 2006-07
9.	169	Jessica Shanklin, 2000-01
10.	164	Tye Jackson, 2005-06

### 3-PT FIELD GOAL PCT. (Minimum 60 Att.)

1.	.471 (89-189)	Jana Crosby, 1988-89
2.	.462 (72-156)	Jana Crosby, 1989-90
3.	<b>.387 (84-217)</b>	<b>Brittney Scott, 2010-11</b>
4.	.383 (75-196)	Twiggy McIntyre, 2007-08
5.	<b>.375 (33-88)</b>	<b>Roxana Button, 2009-10</b>
6.	.369 (52-141)	Chandi Jones, 2002-03
7.	<b>.367 (29-79)</b>	<b>Roxana Button, 2008-09</b>
8.	.366 (71-194)	Chandi Jones, 2003-04
9.	<b>.357 (25-70)</b>	<b>Porsche Landry, 2010-11</b>
10.	.353 (36-102)	Tanda Rucker, 1994-95

### FREE THROWS MADE

1.	168	Chandi Jones, 2002-03
2.	165	Chandi Jones, 2001-02
3.	146	Chandi Jones, 2003-04
4.	132	Jennifer Jones, 1996-97
5.	128	Stacey Johnson, 1994-95
6.	125	Lashawn Johnson, 1990-91
	125	Sallie Routt, 1988-89
8.	<b>122</b>	<b>Brittney Scott, 2009-10</b>
9.	121	Vickey Finch, 1981-82
10.	<b>118</b>	<b>Courtney Taylor, 2010-11</b>

### FREE THROWS ATTEMPTED

1.	240	Chandi Jones, 2001-02
2.	233	Chandi Jones, 2002-03
3.	199	Jennifer Jones, 1996-97
4.	198	Chandi Jones, 2003-04
5.	197	Sallie Routt, 1988-89
6.	194	Vickey Finch, 1981-82
7.	189	Tylenia Nichols, 1981-82
8.	184	Stacey Johnson, 1994-95
9.	176	Sharonda Lasseeter, 1998-99
10.	<b>173</b>	<b>Courtney Taylor, 2008-09</b>

### FREE THROWS PCT. (Minimum 60 Att.)

1.	.913 (84-92)	Jana Crosby, 1989-90
2.	.858 (103-120)	Twiggy McIntyre, 2007-08
3.	.851 (86-101)	Jana Crosby, 1988-89
4.	.827 (62-75)	Kip Anderson, 1980-81
5.	<b>.813 (122-150)</b>	<b>Brittney Scott, 2009-10</b>
	.813 (87-107)	Pat Luckey, 1995-96
	.813 (61-75)	Cynthia Jackson, 1992-93
8.	.810 (17-21)	Lavona Kuzniar, 1981-82
9.	<b>.805 (107-133)</b>	<b>Brittney Scott, 2010-11</b>
10.	<b>.797 (63-79)</b>	<b>Roxana Button, 2008-09</b>

### REBOUNDS

1.	362	Sancho Lyttle, 2004-05
2.	<b>322</b>	<b>Courtney Taylor, 2010-11</b>
3.	302	Valerie Muoneke, 2001-02
4.	<b>301</b>	<b>Courtney Taylor, 2009-10</b>
	299	Sancho Lyttle, 2003-04
6.	297	Darla Simpson, 1991-92
7.	294	Monica Lamb, 1984-85
8.	<b>293</b>	<b>Courtney Taylor, 2008-09</b>
9.	<b>292</b>	<b>Lesslee Mason, 2010-11</b>
10.	291	Sonya Watkins, 1984-85

# SINGLE-SEASON RECORDS

## REBOUNTING AVERAGE

1. 12.1 ..... Sancho Lyttle, 2004-05
2. **11.1** ..... *Courtney Taylor, 2010-11*
3. **10.1** ..... *Courtney Taylor, 2008-09*
4. **10.0** ..... *Courtney Taylor, 2009-10*
5. 9.9 ..... Darla Simpson, 1991-92
6. 9.9 ..... Ryan Meyers, 2006-07
7. 9.8 ..... Monica Lamb, 1984-85
8. 9.7 ..... Sonya Watkins, 1984-85
9. 9.6 ..... Vickey Finch, 1981-82
10. 9.5 ..... Sallie Routt, 1988-89

## OFFENSIVE REBOUNDS (Since 1988-89)

1. 142 ..... Sancho Lyttle, 2004-05
2. 128 ..... Sancho Lyttle, 2003-04
3. **124** ..... *Lesslee Mason, 2010-11*
4. 114 ..... Valerie Muoneke, 2001-02
- 109 ..... Darla Simpson, 1991-92
6. 108 ..... Sallie Routt, 1988-89
7. **107** ..... *Lesslee Mason, 2009-10*
8. 104 ..... Jennifer Jones, 1996-97
9. 103 ..... Kiemona Harris, 2004-05
10. 99 ..... Darla Simpson, 1990-91

## DEFENSIVE REBOUNDS (Since 1988-89)

1. **238** ..... *Courtney Taylor, 2010-11*
2. 220 ..... Sancho Lyttle, 2004-05
3. **212** ..... *Courtney Taylor, 2009-10*
4. **208** ..... *Courtney Taylor, 2008-09*
5. 188 ..... Valerie Muoneke, 2001-02
- 188 ..... Darla Simpson, 1991-92
7. **171** ..... *Lesslee Mason, 2009-10*
- 171 ..... Sancho Lyttle, 2003-04
9. 170 ..... Darla Simpson, 1989-90
10. 169 ..... Darla Simpson, 1990-91

## ASSISTS

1. 202 ..... Kip Anderson, 1980-81
2. 187 ..... Betty Darthard, 1983-84
3. 170 ..... Joann Overstreet, 2004-05
4. 163 ..... Jessica Shanklin, 2000-01
- 163 ..... Tanda Rucker, 1995-96
6. 159 ..... Kip Anderson, 1979-80
7. 146 ..... Tanda Rucker, 1994-95
8. 143 ..... Tye Jackson, 2007-08
- 143 ..... Joann Overstreet, 2003-04
10. 140 ..... Charlotte Reescano, 1984-85

## ASSISTS AVERAGE

1. 6.7 ..... Betty Darthard, 1983-84
2. 6.5 ..... Kip Anderson, 1980-81
3. 5.9 ..... Joann Overstreet, 2004-05
4. 5.8 ..... Tanda Rucker, 1995-96
5. 5.4 ..... Tye Jackson, 2005-06
6. 5.3 ..... Kip Anderson, 1979-80
7. 5.2 ..... Tanda Rucker, 1994-95
8. 5.1 ..... Jessica Shanklin, 2000-01
9. 5.0 ..... Charlotte Reescano, 1984-85
10. 4.9 ..... Tye Jackson, 2007-08

## BLOCKED SHOTS

1. 127 ..... Monica Lamb, 1984-85
2. 99 ..... Barbara Anderson, 1987-88
3. 84 ..... Darla Simpson, 1989-90
4. 79 ..... Darla Simpson, 1990-91
5. 67 ..... Coblyn Hill, 2007-08
6. 65 ..... Carla Fountain, 1987-88
7. 63 ..... Cobilyn Hill, 2008-09
- 63 ..... Monica Lamb, 1983-84
9. 58 ..... Valerie Muoneke, 2001-02
10. 54 ..... Chantell Reynolds, 1993-94

## BLOCKED SHOTS AVERAGE

1. 4.2 ..... Monica Lamb, 1984-85
2. 3.4 ..... Barbara Anderson, 1987-88
3. 2.9 ..... Darla Simpson, 1989-90
4. 2.5 ..... Darla Simpson, 1990-91
5. 2.3 ..... Cobilyn Hill, 2008-09
- 2.3 ..... Monica Lamb, 1983-84
7. 2.2 ..... Coblyn Hill, 2007-08
- 2.2 ..... Chantell Reynolds, 1993-94
- 2.2 ..... Carla Fountain, 1987-88
10. **1.7** ..... *Lesslee Mason, 2010-11*
- 1.7** ..... *Courtney Taylor, 2008-09*
- 1.7 ..... Valerie Muoneke, 2001-02

## STEALS

1. 125 ..... Kip Anderson, 1980-81
2. 114 ..... Betty Darthard, 1981-82
3. 102 ..... Joann Overstreet, 2004-05
4. 100 ..... Stacey Johnson, 1994-95
5. 99 ..... Barbara Anderson, 1986-87
6. 98 ..... Chandi Jones, 2003-04
7. 94 ..... Chandi Jones, 2002-03
8. 93 ..... Sancho Lyttle, 2004-05
9. 92 ..... Chandi Jones, 2001-02
- 92 ..... Jackie Skinner, 1981-82

## STEALS AVERAGE

1. 4.5 ..... Stacey Johnson, 1994-95
2. 4.0 ..... Antoinette Isaac, 1993-94
- 4.0 ..... Kip Anderson, 1980-81
4. 3.9 ..... Betty Darthard, 1981-82
5. 3.5 ..... Joann Overstreet, 2004-05
- 3.5 ..... Barbara Anderson, 1986-87
7. 3.4 ..... Chandi Jones, 2002-03
8. 3.2 ..... Jackie Skinner, 1982-83
- 3.2 ..... Jackie Skinner, 1981-82
10. 3.1 ..... Charlotte Reescano, 1985-86

## GAMES PLAYED

1. 41 ..... Jan Hilliard, 1977-78
- 41 ..... Sharon Higgins, 1977-78
3. 40 ..... Ann Moon, 1977-78
4. 34 ..... Chandi Jones, 2001-02
- 34 ..... Valerie Muoneke, 2001-02
- 34 ..... Angela Curl, 2001-02
7. 33 ..... Nicole Oliver, 2001-02
- 33 ..... Kiemona Harris, 2001-02
9. 32 ..... 29 Players Tied

## MINUTES PLAYED

1. 1,221 ..... Chandi Jones, 2001-02
2. 1,140 ..... Chandi Jones, 2003-04
3. 1,093 ..... Joann Overstreet, 2003-04
4. 1,067 ..... Nicole Oliver, 2001-02
5. **1,062** ..... *Brittney Scott, 2010-11*
6. 1,053 ..... Joann Overstreet, 2004-05
7. **1,043** ..... *Brittney Scott, 2009-10*
- 1,043 ..... Twiggly McIntyre, 2007-08
9. 1,034 ..... Nicole Oliver, 2003-04
10. 1,028 ..... Jessica Shanklin, 2000-01

## MINUTES AVERAGE

1. 37.0 ..... Tye Jackson, 2006-07
2. 36.3 ..... Joann Overstreet, 2004-05
3. 35.9 ..... Chandi Jones, 2001-02
4. 35.6 ..... Chandi Jones, 2003-04
5. 35.4 ..... Sha'ratta Hawkins, 2005-06
6. 35.3 ..... Antoinette Isaac, 1993-94
7. 35.1 ..... Chandi Jones, 2002-03
8. 34.9 ..... Tye Jackson, 2005-06
9. 34.2 ..... Joann Overstreet, 2003-04
10. 34.0 ..... Antoinette Isaac, 1992-93



