



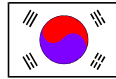
P-3 VOLLEYBALL • Match players ranking

World League 2010
Pool A-Intercontinental Round



Match: 31 **Date:** 13.06.2010 **Spectators:** 2'900
City: Incheon
Hall: Samsan World Gymnasium
Match duration: **Start:** 14:10 **End:** 15:39 **Total:** 1:29

| Teams | Sets | 1 | 2 | 3 | 4 | 5 | Total |
|---------------------|----------|------|------|------|---|---|-------|
| KOR | 0 | 22 | 21 | 22 | | | 65 |
| BUL | 3 | 25 | 25 | 25 | | | 75 |
| Set duration | | 0:28 | 0:27 | 0:26 | | | 1:21 |



KOR • Korea



Spike

Succ. %
Limit: 15.00%

| Rk | No | Name | Spikes | Faults | Shots | Total Attempts | Note |
|-------------------|----|----------------|--------|--------|-------|----------------|-------|
| 1 | 8 | KIM Hak-Min | 13 | 5 | 10 | 28 | 46.43 |
| 2 | 16 | PARK Jun-Bum | 8 | 7 | 6 | 21 | 38.10 |
| - | 9 | KANG Dong-Jin | 4 | 1 | 4 | 9 | |
| - | 15 | HA Hyun-Yong | 5 | 1 | 2 | 8 | |
| - | 4 | MOON Sung-Min | 2 | 1 | 4 | 7 | |
| - | 18 | SHIN Yung-Suk | 2 | 1 | 1 | 4 | |
| - | 1 | SHIN Young-Soo | 1 | 1 | 1 | 3 | |
| - | 10 | KO Hee-Jin | - | 2 | - | 2 | |
| - | 2 | HAN Sun-Soo | - | - | 1 | 1 | |
| - | 6 | CHOI Tae-Woong | - | - | 1 | 1 | |
| - | 5 | YEO Oh-Hyun | - | - | - | - | |
| - | 19 | LEE Kang-Joo | - | - | - | - | |
| Others | | | - | - | - | - | |
| Total Team | | | 35 | 19 | 30 | 84 | 41.67 |



Block

Avg. by set

| Rk | No | Name | Kill Blocks | Faults | Rebounds | Total Attempts | Note |
|-------------------|----|----------------|-------------|--------|----------|----------------|------|
| 1 | 18 | SHIN Yung-Suk | 3 | 1 | 2 | 6 | 1.00 |
| 2 | 15 | HA Hyun-Yong | 2 | 1 | 4 | 7 | 0.67 |
| - | 1 | SHIN Young-Soo | - | - | - | - | |
| - | 4 | MOON Sung-Min | - | - | - | - | |
| - | 5 | YEO Oh-Hyun | - | - | - | - | |
| - | 9 | KANG Dong-Jin | - | - | 1 | 1 | |
| - | 10 | KO Hee-Jin | - | - | 1 | 1 | |
| - | 19 | LEE Kang-Joo | - | - | - | - | |
| - | 8 | KIM Hak-Min | - | 3 | 3 | 6 | |
| - | 2 | HAN Sun-Soo | - | 2 | 1 | 3 | |
| - | 6 | CHOI Tae-Woong | - | 1 | - | 1 | |
| - | 16 | PARK Jun-Bum | - | 3 | - | 3 | |
| Others | | | - | - | - | - | |
| Total Team | | | 5 | 11 | 12 | 28 | 1.67 |





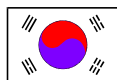
P-3 VOLLEYBALL • Match players ranking




World League 2010
Pool A-Intercontinental Round

Match: 31 Date: 13.06.2010 Spectators: 2'900
City: Incheon
Hall: Samsan World Gymnasium
Match duration: Start: 14:10 End: 15:39 Total: 1:29

| Teams | Sets | 1 | 2 | 3 | 4 | 5 | Total |
|--------------|------|------|------|------|---|---|-------|
| KOR | 0 | 22 | 21 | 22 | | | 65 |
| BUL | 3 | 25 | 25 | 25 | | | 75 |
| Set duration | | 0:28 | 0:27 | 0:26 | | | 1:21 |



KOR • Korea



Serve

Avg. by set

| Rk | No | Name | Aces | Faults | Serve Hits | Total Attempts | Note |
|-------------------|----|----------------|------|--------|------------|----------------|------|
| 1 | 15 | HA Hyun-Yong | 2 | - | 10 | 12 | 0.67 |
| 2 | 2 | HAN Sun-Soo | 1 | - | 13 | 14 | 0.33 |
| 2 | 9 | KANG Dong-Jin | 1 | 1 | 3 | 5 | 0.33 |
| 2 | 8 | KIM Hak-Min | 1 | 4 | 7 | 12 | 0.33 |
| - | 5 | YEO Oh-Hyun | - | - | - | - | |
| - | 6 | CHOI Tae-Woong | - | - | 1 | 1 | |
| - | 10 | KO Hee-Jin | - | - | 1 | 1 | |
| - | 19 | LEE Kang-Joo | - | - | - | - | |
| - | 18 | SHIN Yung-Suk | - | 1 | 10 | 11 | |
| - | 4 | MOON Sung-Min | - | 1 | 2 | 3 | |
| - | 1 | SHIN Young-Soo | - | 1 | 1 | 2 | |
| - | 16 | PARK Jun-Bum | - | 4 | 2 | 6 | |
| Others | | | - | - | - | - | |
| Total Team | | | 5 | 12 | 50 | 67 | 1.67 |

Team

| | | | | | |
|-------------------------------|----|----|--|----|--|
| Opponent errors & Team faults | 20 | 17 | | 37 | |
|-------------------------------|----|----|--|----|--|



Dig

Avg. by set

| Rk | No | Name | Digs | Faults | Receptions | Total Attempts | Note |
|-------------------|----|----------------|------|--------|------------|----------------|------|
| 1 | 16 | PARK Jun-Bum | 3 | - | 1 | 4 | 1.00 |
| 1 | 19 | LEE Kang-Joo | 3 | 1 | 1 | 5 | 1.00 |
| 3 | 8 | KIM Hak-Min | 2 | 2 | 5 | 9 | 0.67 |
| 3 | 2 | HAN Sun-Soo | 2 | 2 | 4 | 8 | 0.67 |
| 3 | 5 | YEO Oh-Hyun | 2 | 6 | 4 | 12 | 0.67 |
| 6 | 1 | SHIN Young-Soo | 1 | - | - | 1 | 0.33 |
| 6 | 4 | MOON Sung-Min | 1 | - | 1 | 2 | 0.33 |
| 6 | 18 | SHIN Yung-Suk | 1 | - | 2 | 3 | 0.33 |
| 6 | 9 | KANG Dong-Jin | 1 | 1 | 1 | 3 | 0.33 |
| - | 6 | CHOI Tae-Woong | - | - | - | - | |
| - | 10 | KO Hee-Jin | - | - | - | - | |
| - | 15 | HA Hyun-Yong | - | - | 3 | 3 | |
| Others | | | - | - | - | - | |
| Total Team | | | 16 | 12 | 22 | 50 | 5.33 |





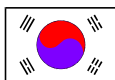
P-3 VOLLEYBALL • Match players ranking

World League 2010
Pool A-Intercontinental Round



Match: 31 **Date:** 13.06.2010 **Spectators:** 2'900
City: Incheon
Hall: Samsan World Gymnasium
Match duration: **Start:** 14:10 **End:** 15:39 **Total:** 1:29

| Teams | Sets | 1 | 2 | 3 | 4 | 5 | Total |
|---------------------|----------|------|------|------|---|---|-------|
| KOR | 0 | 22 | 21 | 22 | | | 65 |
| BUL | 3 | 25 | 25 | 25 | | | 75 |
| Set duration | | 0:28 | 0:27 | 0:26 | | | 1:21 |



KOR • Korea



Set

Avg. by set

| Rk | No | Name | Running Sets | Faults | Still Sets | Total Attempts | Note |
|-------------------|----|----------------|--------------|--------|------------|----------------|------|
| 1 | 2 | HAN Sun-Soo | 14 | - | 43 | 57 | 4.67 |
| 2 | 6 | CHOI Tae-Woong | 6 | - | 7 | 13 | 2.00 |
| 3 | 18 | SHIN Yung-Suk | 1 | - | 1 | 2 | 0.33 |
| - | 1 | SHIN Young-Soo | - | - | 1 | 1 | |
| - | 5 | YEO Oh-Hyun | - | - | 4 | 4 | |
| - | 8 | KIM Hak-Min | - | - | 3 | 3 | |
| - | 9 | KANG Dong-Jin | - | - | 1 | 1 | |
| - | 10 | KO Hee-Jin | - | - | - | - | |
| - | 15 | HA Hyun-Yong | - | - | 4 | 4 | |
| - | 16 | PARK Jun-Bum | - | - | - | - | |
| - | 19 | LEE Kang-Joo | - | - | 1 | 1 | |
| - | 4 | MOON Sung-Min | - | 1 | - | 1 | |
| Others | | | - | - | - | - | |
| Total Team | | | 21 | 1 | 65 | 87 | 7.00 |



Reception


Eff. %
Limit: 25.00%

| Rk | No | Name | Excellents | Faults | Serve Receptions | Total Attempts | Note |
|-------------------|----|----------------|------------|--------|------------------|----------------|-------|
| 1 | 5 | YEO Oh-Hyun | 13 | - | 4 | 17 | 76.47 |
| - | 16 | PARK Jun-Bum | 6 | - | 8 | 14 | |
| - | 9 | KANG Dong-Jin | 6 | 1 | 6 | 13 | |
| - | 8 | KIM Hak-Min | 1 | 1 | 4 | 6 | |
| - | 4 | MOON Sung-Min | 1 | - | 1 | 2 | |
| - | 19 | LEE Kang-Joo | 2 | - | - | 2 | |
| - | 1 | SHIN Young-Soo | 1 | 1 | - | 2 | |
| - | 2 | HAN Sun-Soo | - | - | 1 | 1 | |
| - | 6 | CHOI Tae-Woong | - | - | - | - | |
| - | 10 | KO Hee-Jin | - | - | - | - | |
| - | 15 | HA Hyun-Yong | - | - | - | - | |
| - | 18 | SHIN Yung-Suk | - | - | - | - | |
| Others | | | - | - | - | - | |
| Total Team | | | 30 | 3 | 24 | 57 | 47.37 |



Match: 31 **Date:** 13.06.2010 **Spectators:** 2'900
City: Incheon
Hall: Samsan World Gymnasium
Match duration: **Start:** 14:10 **End:** 15:39 **Total:** 1:29

| Teams | Sets | 1 | 2 | 3 | 4 | 5 | Total |
|---------------------|----------|------|------|------|---|---|-------|
| KOR | 0 | 22 | 21 | 22 | | | 65 |
| BUL | 3 | 25 | 25 | 25 | | | 75 |
| Set duration | | 0:28 | 0:27 | 0:26 | | | 1:21 |



BUL • Bulgaria



Spike

Succ. %
Limit: 15.00%

| Rk | No | Name | Spikes | Faults | Shots | Total Attempts | Note |
|-------------------|----|------------------|--------|--------|-------|----------------|-------|
| 1 | 11 | Nikolov Vladimir | 13 | 1 | 6 | 20 | 65.00 |
| 2 | 15 | Aleksiev Todor | 9 | 3 | 6 | 18 | 50.00 |
| 3 | 6 | Kaziyski Matey | 4 | 1 | 7 | 12 | 33.33 |
| - | 12 | Yosifov Viktor | 3 | 1 | 3 | 7 | |
| - | 14 | Todorov Teodor | 4 | 2 | - | 6 | |
| - | 9 | Ananiev Metodi | 2 | - | 3 | 5 | |
| - | 18 | Nikolov Nikolay | 3 | - | 2 | 5 | |
| - | 3 | Zhekov Andrey | 1 | - | 1 | 2 | |
| - | 1 | Bratov Georgi | - | - | - | - | |
| - | 4 | Ivanov Vladislav | - | - | - | - | |
| - | 13 | Salparov Teodor | - | - | - | - | |
| - | 19 | Sokolov Tsvetan | - | - | - | - | |
| Others | | | - | - | - | - | |
| Total Team | | | 39 | 8 | 28 | 75 | 52.00 |




Block

Avg. by set

| Rk | No | Name | Kill Blocks | Faults | Rebounds | Total Attempts | Note |
|-------------------|----|------------------|-------------|--------|----------|----------------|------|
| 1 | 12 | Yosifov Viktor | 3 | 2 | 3 | 8 | 1.00 |
| 1 | 18 | Nikolov Nikolay | 3 | 3 | 2 | 8 | 1.00 |
| 3 | 9 | Ananiev Metodi | 1 | - | - | 1 | 0.33 |
| 3 | 6 | Kaziyski Matey | 1 | 2 | 3 | 6 | 0.33 |
| 3 | 15 | Aleksiev Todor | 1 | 4 | 5 | 10 | 0.33 |
| 3 | 11 | Nikolov Vladimir | 1 | 4 | 3 | 8 | 0.33 |
| 3 | 3 | Zhekov Andrey | 1 | 4 | 1 | 6 | 0.33 |
| - | 1 | Bratov Georgi | - | - | - | - | |
| - | 4 | Ivanov Vladislav | - | - | - | - | |
| - | 13 | Salparov Teodor | - | - | - | - | |
| - | 19 | Sokolov Tsvetan | - | - | - | - | |
| - | 14 | Todorov Teodor | - | 1 | - | 1 | |
| Others | | | - | - | - | - | |
| Total Team | | | 11 | 20 | 17 | 48 | 3.67 |

Match: 31 **Date:** 13.06.2010 **Spectators:** 2'900
City: Incheon
Hall: Samsan World Gymnasium
Match duration: **Start:** 14:10 **End:** 15:39 **Total:** 1:29

| Teams | Sets | 1 | 2 | 3 | 4 | 5 | Total |
|---------------------|----------|------|------|------|---|---|-------|
| KOR | 0 | 22 | 21 | 22 | | | 65 |
| BUL | 3 | 25 | 25 | 25 | | | 75 |
| Set duration | | 0:28 | 0:27 | 0:26 | | | 1:21 |



BUL • Bulgaria



Serve

Avg. by set

| Rk | No | Name | Aces | Faults | Serve Hits | Total Attempts | Note |
|-------------------|----|------------------|------|--------|------------|----------------|------|
| 1 | 3 | Zhekov Andrey | 2 | 4 | 7 | 13 | 0.67 |
| 2 | 11 | Nikolov Vladimir | 1 | 1 | 9 | 11 | 0.33 |
| 2 | 15 | Aleksiev Todor | 1 | 3 | 9 | 13 | 0.33 |
| - | 1 | Bratov Georgi | - | - | - | - | |
| - | 4 | Ivanov Vladislav | - | - | - | - | |
| - | 13 | Salparov Teodor | - | - | - | - | |
| - | 19 | Sokolov Tsvetan | - | - | - | - | |
| - | 6 | Kaziyski Matey | - | 1 | 9 | 10 | |
| - | 18 | Nikolov Nikolay | - | 2 | 9 | 11 | |
| - | 14 | Todorov Teodor | - | 1 | 4 | 5 | |
| - | 9 | Ananiev Metodi | - | 1 | 3 | 4 | |
| - | 12 | Yosifov Viktor | - | 2 | 4 | 6 | |
| Others | | | - | - | - | - | |
| Total Team | | | 4 | 15 | 54 | 73 | 1.33 |

Team

| | | | | | |
|-------------------------------|----|---|--|----|--|
| Opponent errors & Team faults | 21 | 6 | | 27 | |
|-------------------------------|----|---|--|----|--|



Dig

Avg. by set

| Rk | No | Name | Digs | Faults | Receptions | Total Attempts | Note |
|-------------------|----|------------------|------|--------|------------|----------------|------|
| 1 | 3 | Zhekov Andrey | 2 | - | 5 | 7 | 0.67 |
| 1 | 13 | Salparov Teodor | 2 | 3 | 6 | 11 | 0.67 |
| 3 | 11 | Nikolov Vladimir | 1 | 2 | 5 | 8 | 0.33 |
| - | 1 | Bratov Georgi | - | - | - | - | |
| - | 9 | Ananiev Metodi | - | - | 2 | 2 | |
| - | 14 | Todorov Teodor | - | - | - | - | |
| - | 19 | Sokolov Tsvetan | - | - | - | - | |
| - | 6 | Kaziyski Matey | - | 1 | 4 | 5 | |
| - | 18 | Nikolov Nikolay | - | 1 | 2 | 3 | |
| - | 4 | Ivanov Vladislav | - | 1 | 1 | 2 | |
| - | 15 | Aleksiev Todor | - | 1 | 1 | 2 | |
| - | 12 | Yosifov Viktor | - | 1 | - | 1 | |
| Others | | | - | - | - | - | |
| Total Team | | | 5 | 10 | 26 | 41 | 1.67 |



P-3 VOLLEYBALL • Match players ranking

World League 2010
Pool A-Intercontinental Round



Match: 31 **Date:** 13.06.2010 **Spectators:** 2'900
City: Incheon
Hall: Samsan World Gymnasium
Match duration: **Start:** 14:10 **End:** 15:39 **Total:** 1:29

| Teams | Sets | 1 | 2 | 3 | 4 | 5 | Total |
|---------------------|------|------|------|------|---|---|-------|
| KOR | 0 | 22 | 21 | 22 | | | 65 |
| BUL | 3 | 25 | 25 | 25 | | | 75 |
| Set duration | | 0:28 | 0:27 | 0:26 | | | 1:21 |



BUL • Bulgaria



Set

Avg. by set

| Rk | No | Name | Running Sets | Faults | Still Sets | Total Attempts | Note |
|-------------------|----|------------------|--------------|--------|------------|----------------|------|
| 1 | 3 | Zhekov Andrey | 18 | - | 43 | 61 | 6.00 |
| 2 | 4 | Ivanov Vladislav | 1 | - | - | 1 | 0.33 |
| - | 1 | Bratov Georgi | - | - | - | - | |
| - | 9 | Ananiev Metodi | - | - | - | - | |
| - | 12 | Yosifov Viktor | - | - | - | - | |
| - | 13 | Salparov Teodor | - | - | 4 | 4 | |
| - | 14 | Todorov Teodor | - | - | - | - | |
| - | 15 | Aleksiev Todor | - | - | 4 | 4 | |
| - | 18 | Nikolov Nikolay | - | - | - | - | |
| - | 19 | Sokolov Tsvetan | - | - | - | - | |
| - | 11 | Nikolov Vladimir | - | 1 | 3 | 4 | |
| - | 6 | Kaziyski Matey | - | 1 | 1 | 2 | |
| Others | | | - | - | - | - | |
| Total Team | | | 19 | 2 | 55 | 76 | 6.33 |



Reception

Eff. %
Limit: 25.00%

| Rk | No | Name | Excellents | Faults | Serve Receptions | Total Attempts | Note |
|-------------------|----|------------------|------------|--------|------------------|----------------|-------|
| 1 | 13 | Salparov Teodor | 7 | 1 | 6 | 14 | 42.86 |
| 2 | 6 | Kaziyski Matey | 6 | 1 | 11 | 18 | 27.78 |
| - | 15 | Aleksiev Todor | 5 | 1 | 5 | 11 | |
| - | 9 | Ananiev Metodi | 2 | 1 | 4 | 7 | |
| - | 4 | Ivanov Vladislav | 1 | - | 3 | 4 | |
| - | 1 | Bratov Georgi | - | - | - | - | |
| - | 3 | Zhekov Andrey | - | - | - | - | |
| - | 11 | Nikolov Vladimir | - | - | - | - | |
| - | 12 | Yosifov Viktor | - | - | - | - | |
| - | 14 | Todorov Teodor | - | - | - | - | |
| - | 18 | Nikolov Nikolay | - | - | - | - | |
| - | 19 | Sokolov Tsvetan | - | - | - | - | |
| Others | | | - | - | - | - | |
| Total Team | | | 21 | 4 | 29 | 54 | 31.48 |

