

B



R



E

H



Jocs de la
XXVa Olimpíada
Barcelona 1992

Els resultats

Juegos de la
XXV Olimpíada
Barcelona 1992

Los resultados

Jeux de la
XXV^e Olympiade
Barcelona 1992

Les résultats

Games of the
XXV Olympiad
Barcelona 1992

The results

Il·lustració de la coberta / Ilustración de la cubierta**Illustration de la couverture / Cover illustration:**

quadre original d'Antoni Clavé / cuadro original de Antoni Clavé
tableau original d'Antoni Clavé / original picture by Antoni Clavé

**Sistema d'informació i tractament informàtic per aquesta edició
Sistema de información y tratamiento informático para esta edición
Système d'information et traitement informatique par cette édition
Information system and computer processing for this edition:**

Eritel, S.A.

Fotomecànica / Fotomecánica**Photomécanique / Photomechanics:**

Cromoarte

Fotocomposició / Fotocomposición**Photocomposition / Photocomposition:**

Thema, Equipo Editorial

Impressió, relligat i estoig / Impresión, encuadernación y estuche**Impression, brochure et creation / Printing, binding and slipcase:**

Cayfosa Indústria Gràfica

Paper / Papel**Papier / Paper:**

Ikonorex Special Matt 150 g fabricat per Zanders
i distribuït a Espanya per Torraspapel, S.A.
Ikonorex Special Matt 150 g fabricado por Zanders
y distribuido en España por Torraspapel, S.A.
Ikonorex Special Matt 150 g fabriqué par Zanders
et distribué en Espagne par Torraspapel, S.A.
Ikonorex Special Matt 150 g manufactured by Zanders
and distributed in Spain by Torraspapel, S.A.

Edició / Edition**Edition / Publishey by:**

COOB'92. S.A.

© 1992 COOB'92, S.A.

Plaça de la Font Màgica, s/n

08038 Barcelona

ISBN:

84-7868-283-X

Dipòsit legal / Depósito legal**Dépôt legal / DL:**

B-18779-93

Sumari	Sumario	Sommaire	Contents	
Introducció	Introducción	Introduction	Foreword	12
Sigles dels esports	Siglas de los deportes	Abréviations des sports	Initials	14
Altres abreviatures	Otras abreviaturas	Autres abréviations	Other abbreviations	14
Sigles dels CON	Siglas de los CON	Abréviations pour les CON	NOC initials	15
Records del món	Récords del mundo	Records du monde	World records	18
Records olímpics	Récords olímpicos	Records olympiques	Olympic records	20
Nombre de medalles per CON	Número de medallas por CON	Le tableau d'honneur par CNO	The medal list by NOC	24
AR Tir amb arc	Tiro con arco	Tir à l'arc	Archery	
Homes	Hombres	Hommes	Men	
Individual	Individual	Individuel	Individual	30
Equips	Equipos	Équipes	Team	32
Dones	Mujeres	Dames	Women	
Individual	Individual	Individuel	Individual	33
Equips	Equipos	Équipes	Team	34
AT Atletisme	Atletismo	Athlétisme	Athletics	
Homes	Hombres	Hommes	Men	
100 m llisos	100 m lisos	100 m	100 m	38
200 m llisos	200 m lisos	200 m	200 m	39
400 m llisos	400 m lisos	400 m	400 m	40
800 m llisos	800 m lisos	800 m	800 m	42
1.500m llisos	1.500 m lisos	1 500 m	1,500 m	43
5.000 m llisos	5.000 m lisos	5 000 m	5,000 m	44
10.000 m llisos	10.000 m lisos	10 000 m	10,000 m	45
110m tanques	110 m vallas	110 m haies	110 m hurdles	45
400 m tanques	400 m vallas	400 m haies	400 m hurdles	46
3.000 m obstacles	3.000 m obstáculos	3 000 m steeple	3,000 m steeplechase	47
Salt d'alçada	Salto de altura	Saut en hauteur	High jump	48
Salt de perxa	Salto de pértiga	Saut a la perche	Pole vault	48
Salt de llargada	Salto de longitud	Saut en longueur	Long jump	49
Triple salt	Triple salto	Triple saut	Triple jump	50
Llançament de pes	Lanzamiento de peso	Poids	Shot put	50
Llançament de disc	Lanzamiento de disco	Disque	Discus	51
Llançament de martell	Lanzamiento de martillo	Marteau	Hammer	51
Llançament de javelina	Lanzamiento de jabalina	Javelot	Javelin	52
Relleus 4 X 100 m	Relevos 4 X 100 m	Relais 4 X 100 m	4 X 100 m relay	53
Relleus 4 X 400 m	Relevos 4 X 400 m	Relais 4 X 400 m	4 X 400 m relay	55
Decatló	Decatlón	Decathlon	Decathlon	56
20 km marxa	20 km marcha	20 km marche	20 km walk	62
50 km marxa	50 km marcha	50 km marche	50 km walk	63
Marató	Maratón	Marathon	Marathon	64
Dones	Mujeres	Dames	Women	
100 m llisos	100 m lisos	100 m	100 m	65
200 m llisos	200 m lisos	200 m	200 m	66
400 m llisos	400 m lisos	400 m	400 m	67
800 m llisos	800 m lisos	800 m	800 m	68
1.500m llisos	1.500m lisos	1500m	1,500 m	68
3.000 m llisos	3.000 m lisos	3000m	3,000 m	69
10.000 m llisos	10.000 m lisos	10 000 m	10,000 m	70
100 m tanques	100 m vallas	100 m haies	100 m hurdles	71
400 m tanques	400 m vallas	400 m haies	400 m hurdles	72
Salt d'alçada	Salto de altura	Saut en hauteur	High jump	72
Salt de llargada	Salto de longitud	Saut en longueur	Long jump	73
Llançament de pes	Lanzamiento de peso	Poids	Shot put	74
Llançament de disc	Lanzamiento de disco	Disque	Discus	74
Llançament de javelina	Lanzamiento de jabalina	Javelot	Javelin	75
Relleus 4 X 100 m	Relevos 4 X 100 m	Relais 4 X 100 m	4 X 100 m relay	75
Relleus 4 X 400 m	Relevos 4 X 400 m	Relais 4 X 400 m	4 X 400 m relay	76
Heptatló	Heptatlón	Heptathlon	Heptathlon	77
10 km marxa	10 km marcha	10 km marche	10 km walk	81
Marató	Maratón	Marathon	Marathon	82

BA	Beisbol Homes	Béisbol Hombres	Baseball Hommes	Baseball Men	84
BB	Basquetbol Homes	Baloncesto Hombres	Basket-ball Hommes	Basketball Men	102
	Dones	Mujeres	Dames	Women	114
BM	Badminton Homes Individuals Dobles	Badminton Hombres Individuales Dobles	Badminton Hommes Simples Doubles	Badminton Men Singles Doubles	122 123
	Dones Individuals Dobles	Mujeres Individuales Dobles	Dames Simples Doubles	Women Singles Doubles	124 125
BO	Boxa Homes Minimosca Mosca Gall Ploma Wèlter Superwèlter Mitjà Semipesant Pesant Superpesant	Boxeo Hombres Minimosca Mosca Gallo Pluma Wèlter Superwèlter Medio Semipesado Pesado Superpesado	Boxe Hommes Mi-mouche Mouche Coq Plume Mi-moyen Super mi-moyen Moyen Mi-lourd Lourd Super-lourd	Boxing Men Light flyweight Flyweight Bantamweight Featherweight Welterweight Light middleweight Middleweight Light heavyweight Heavyweight Super heavyweight	128 128 129 129 130 130 131 131 132 132
CA	Piragüisme <i>Aigües tranquil·les</i> Homes K-1 500 m K-2 500 m K-1 1.000m K-2 1.000m K-4 1.000m C-1 500 m C-2 500 m C-1 1.000m C-2 1.000m	Piragüismo <i>Agua tranquilas</i> Hombres K-1 500 m K-2 500 m K-1 1.000 m K-2 1.000 m K-4 1.000 m C-1 500 m C-2 500 m C-1 1.000 m C-2 1.000 m	Canoë-Kayak <i>Eaux calmes</i> Hommes K-1 500 m K-2 500 m K-1 1 000 m K-2 1 000 m K-4 1 000 m C-1 500 m C-2 500 m C-1 1 000 m C-2 1 000 m	Canoeing <i>Flat water</i> Men K-1 500 m K-2 500 m K-1 1,000m K-2 1,000m K-4 1,000m C-1 500 m C-2 500 m C-1 1,000m C-2 1,000m	134 135 138 139 140 141 143 144 145
	Dones K-1 500 m K-2 500 m K-4 500 m	Mujeres K-1 500 m K-2 500 m K-4 500 m	Dames K-1 500 m K-2 500 m K-4 500 m	Women K-1 500 m K-2 500 m K-4 500 m	146 147 148
	<i>Eslàlom</i> Homes K-1 C-1 C-2	<i>Slàlom</i> Hombres K-1 C-1 C-2	<i>Slalom</i> Hommes K-1 C-1 C-2	<i>Slalom</i> Men K-1 C-1 C-2	150 150 151
	Dones K-1	Mujeres K-1	Dames K-1	Women K-1	152
CY	Ciclisme Homes Pista - Quilòmetre contrarellotge Pista - Velocitat Pista - Persecució individual Pista - Persecució per equips Pista - Cursa de puntuació Carretera - Cursa en línia	Ciclismo Hombres Pista - Kilómetro contra reloj Pista - Velocidad Pista - Persecución individual Pista - Persecución por equipos Pista - Carrera de puntuación Carretera - Carrera en línea	Cyclisme Hommes Piste - Kilomètre contre la montre Piste - Vitesse Piste - Poursuite individuelle Piste - Poursuite par équipes Piste - Course indiv. par points Route - Course indiv. sur route	Cycling Men Track - Kilometre time trial Track - Sprint Track - Individual pursuit Track - Team pursuit Track - Individual points race Road - Individual road race	154 154 156 158 159 160

	Carretera - 100 km contrarellotge per equips	Carretera - 100 km contra relox por equipos	Route - 100 km contre la montre par équipes	Road - 100 km team time trial	161
	Dones Pista - Velocitat Pista - Persecució individual Carretera - Cursa en línia	Mujeres Pista - Velocidad Pista - Persecución individual Carretera - Carrera en línea	Dames Piste - Vitesse Piste - Poursuite individuelle Route - Course indiv. surroute	Women Track - Sprint Track - Individual pursuit Road - Individual road race	163 164 165
EQ	Hípica Proves obertes Concurs complet Concurs complet per equips Doma individual Doma per equips Salt d'obstacles individual Salt d'obstacles per equips	Hípica Pruebas abiertas Concurso completo Concurso completo por equipos Doma individual Doma por equipos Salto de obstáculos individual Salto de obstáculos por equipos	Sports équestres Epreuves ouvertes Concours complet Concours complet par équipes Dressage individuel Dressage par équipes Saut d'obstacles individuel Saut d'obstacles par équipes	Equestrian sports Events Three-day event Team three-day event Individual dressage Team dressage Individual jumping Team jumping	168 172 172 173 174 176
FB	Futbol Homes	Fútbol Hombres	Football Hommes	Football Men	180
FE	Esgrima Homes Florete individual Espasa individual Sabre individual Florete per equips Espasa per equips Sabre per equips	Esgrima Hombres Florete individual Espada individual Sable individual Florete por equipos Espada por equipos Sable por equipos	Esgrime Hommes Fleuret individuel Epée individuel Sabre individuel Fleuret par équipes Epée par équipes Sabre par équipes	Fencing Men Individual foil Individual epee Individual sabre Team foil Team epee Team sabre	190 194 198 201 203 204
	Dones Florete individual Florete per equips	Mujeres Florete individual Florete por equipos	Dames Fleuret individuel Fleuret par équipes	Women Individual foil Team foil	206 209
GY	Gimnàstica Homes Concurs I (equips) Concurs II (individual) Concurs III (finals per aparells)	Gimnasia Hombres Concurso I (equipos) Concurso II (individual) Concurso III (finales por aparatos)	Gymnastique Hommes Concours I (équipes) Concours II (individuel) Concours III (finales aux engins)	Gymnastics Men Competition I (team) Competition II (individual) Competition III (apparatus finals)	212 219 220
	Dones Concurs I (equips) Concurs II (individual) Concurs III (finals per aparells) Gimnàstica rítmica	Mujeres Concurso I (equipos) Concurso II (individual) Concurso III (finales por aparatos) Gimnasia rítmica	Dames Concours I (équipes) Concours II (individuel) Concours III (finales aux engins) Gymnastique rythmique	Women Competition I (team) Competition II (individual) Competition III (apparatus finals) Rhythmic gymnastics	221 226 227 228
HB	Handbol Homes	Balonmano Hombres	Handball Hommes	Handball Men	230
	Dones	Mujeres	Dames	Women	249
HO	Hoquei Homes	Hockey Hombres	Hockey Hommes	Hockey Men	260
	Dones	Mujeres	Dames	Women	274
JU	Judo Homes Superlleuger (-60 kg) Semilleuger (-65 kg) Lleuger (-71 kg) Semimitjà (-78 kg) Mitjà (-86 kg) Semipesant (-95 kg) Pesant (+95 kg)	Judo Hombres Superligero (-60 kg) Semiliger (-65 kg) Liger (-71 kg) Semimedio (-78 kg) Medio (-86 kg) Semipesado (-95 kg) Pesado (+95 kg)	Judo Hommes Super-léger (-60 kg) Mi-léger (-65 kg) Léger (-71 kg) Mi-moyen (-78 kg) Moyen (-86 kg) Mi-lourd (-95 kg) Lourd (+95 kg)	Judo Men Extra lightweight (-60 kg) Half-lightweight (-65 kg) Lightweight (-71 kg) Half-middleweight (-78 kg) Middleweight (-86 kg) Half-middleweight (-95 kg) Heavyweight (+95 kg)	285 287 289 291 293 295 297

	Dones	Mujeres	Dames	Women	
	Superlleuger (-48 kg)	Superligero (-48 kg)	Super-léger (-48 kg)	Extra lightweight (-48 kg)	299
	Semilleuger (-52 kg)	Semiligero (-52 kg)	Mi-léger (-52 kg)	Half-lightweight (-52 kg)	301
	Lleuger(-56kg)	Ligero (-56 kg)	Léger (-56 kg)	Lightweight (-56 kg)	303
	Semimitjà (-61 kg)	Semimedio (-61 kg)	Mi-moyen (-61 kg)	Half-middleweight(-61 kg)	305
	Mitjà (-66 kg)	Medio (-66 kg)	Moyen (-66 kg)	Middleweight (-66 kg)	307
	Semipesant (-72 kg)	Semipesado (-72 kg)	Mi-lourd (-72 kg)	Half-middleweight(-72kg)	309
	Pesant (+72 kg)	Pesado (+72 kg)	Lourd (+72 kg)	Heavyweight (+72 kg)	311
MP	Pentatló modern	Pentatlón moderno	Pentathlon moderne	Modern pentathlon	
	Homes	Hombres	Hommes	Men	314
RO	Rem	Rem	Rem	Rem	
	Homes	Hombres	Hombres	Men	
	Esquif	Skiff	Un rameur	Single sculls	322
	Doble scull	Doble scull	Deux en couple	Double sculls	323
	Dos sense timoner	Dos sin timonel	Deux en pointe sans barreur	Coxswainless pair oars	324
	Dos amb timoner	Dos con timonel	Deux en pointe avec barreur	Pair oars with coxswain	325
	Quatre scull	Cuatro scull	Quatre en couple sans barreur	Quadruple sculls	326
	Quatre sense timoner	Cuatro sin timonel	Quatre en pointe sans barreur	Coxswainless four oars	327
	Quatre amb timoner	Cuatro con timonel	Quatre en pointe avec barreur	Four oars with coxswain	328
	Vuit amb timoner	Ocho con timonel	Huit en pointe avec barreur	Eight oars with coxswain	329
	Dones	Mujeres	Dames	Women	
	Esquif	Skiff	Une rameuse	Single sculls	331
	Doble scull	Doble scull	Deux en couple	Double sculls	332
	Dues sense timonera	Dos sin timonel	Deux en pointe sans barreuse	Coxswainless pair oars	332
	Quatre scull	Cuatro scull	Quatre en couple sans barreuse	Quadruple sculls	333
	Quatre sense timonera	Cuatro sin timonel	Quatre en pointe sans barreuse	Coxswainless four oars	334
	Vuit amb timonera	Ocho con timonel	Huit en pointe avec barreuse	Eight oars with coxswain	335
SH	Tir olímpic	Tiro olímpico	Tir olympique	Shooting	
	Homes	Hombres	Hombres	Men	
	Pistola de tir rapid	Pistola de tiro rápido	Pistolet vitesse olympique	Rapid fire pistol	338
	Pistola lliure	Pistola libre	Pistolet libre	Free pistol	339
	Pistola d'aire comprimit	Pistola de aire comprimido	Pistolet à air comprimé	Air pistol	340
	Blanc mòbil	Blanco móvil	Carabine cible mobile	Running target	341
	Carrabina d'aire comprimit	Carabina de aire comprimido	Carabine à air comprimé	Air rifle	341
	Carrabina 3 X 40	Carabina 3 X 40	Carabine (3 X 40)	SB free rifle 3 X 40	342
	Matx angles	Match ingles	Carabine match anglais	SB free rifle prone	343
	Pistola esportiva	Pistola deportiva	Pistolet sport	Sport pistol	345
	Dones	Mujeres	Dames	Women	
	Pistola d'aire comprimit	Pistola de aire comprimido	Pistolet à air comprimé	Air pistol	346
	Carrabina d'aire comprimit	Carabina de aire comprimido	Carabine à air comprimé	Air rifle	347
	Carrabina 3 X 20	Carabina 3 X 20	Carabine (3 X 20)	SB standard rifle 3 X 20	348
	Proves obertes	Pruebas abiertas	Épreuves mixtes	Open events	
	Skeet	Skeet	Skeet	Skeet	349
	Fossa olímpica	Foso olímpico	Fosse	Trap	350
SW	Natació	Natación	Natation	Natación	
	Homes	Hombres	Hombres	Men	
	50 m lliure	50 m libre	50 m nage libre	50 m freestyle	355
	100 m lliure	100 m libre	100 m nage libre	100 m freestyle	356
	200 m lliure	200 m libre	200 m nage libre	200 m freestyle	357
	400 m lliure	400 m libre	400 m nage libre	400 m freestyle	358
	1.500m lliure	1.500m libre	1 500 m nage libre	1,500 m freestyle	358
	100 m esquena	100 m espalda	100 m dos	100 m backstroke	359
	200 m esquena	200 m espalda	200 m dos	200 m backstroke	360
	100 m braça	100 m braza	100 m brasse	100 m breaststroke	361
	200 m braça	200 m braza	200 m brasse	200 m breaststroke	362
	100 m papallona	100 m mariposa	100 m papillon	100 m butterfly	363
	200 m papallona	200 m mariposa	200 m papillon	200 m butterfly	364
	200 m estils	200 m estilos	200 m quatre nages	200 m medley	365

400 m estils	400 m estilos	400 m quatre nages	400 m medley	366
Relleus 4 X 100 m lliure	Relevos 4 X 100 m libre	Relais 4 X 100 m nage libre	4 X 100 m freestyle relay	367
Relleus 4 X 200 m lliure	Relevos 4 X 200 m libre	Relais 4 X 200 m nage libre	4 X 200 m freestyle relay	368
Relleus 4 X 100 m estils	Relevos 4 X 100 m estilos	Relais 4 X 100 m quatre nages	4 X 100 m medley relay	369
Dones	Mujeres	Dames	Women	
50 m lliure	50 m libre	50 m nage libre	50 m freestyle	370
100 m lliure	100 m libre	100 m nage libre	100 m freestyle	370
200 m lliure	200 m libre	200 m nage libre	200 m freestyle	371
400 m lliure	400 m libre	400 m nage libre	400 m freestyle	372
800 m lliure	800 m libre	800 m nage libre	800 m freestyle	373
100 m esquena	100 m espalda	100 m dos	100 m backstroke	373
200 m esquena	200 m espalda	200 m dos	200 m backstroke	374
100 m braça	100 m braza	100 m brasse	100 m breaststroke	375
200 m braça	200 m braza	200 m brasse	200 m breaststroke	376
100 m papallona	100 m mariposa	100 m papillon	100 m butterfly	377
200 m papallona	200 m mariposa	200 m papillon	200 m butterfly	378
200 m estils	200 m estilos	200 m quatre nages	200 m medley	378
400 m estils	400 m estilos	400 m quatre nages	400 m medley	379
Relleus 4 X 100 m lliure	Relevos 4 X 100 m libre	Relais 4 X 100 m nage libre	4 X 100 m freestyle relay	380
Relleus 4 X 100 m estils	Relevos 4 X 100 m estilos	Relais 4 X 100 m quatre nages	4 X 100 m medley relay	380
Salts	Salts	Plongeon	Diving	
Homes	Hombres	Hommes	Men	
Trampolí	Trampolín	Tremplin	Springboard	382
Palanca	Palanca	Haut vol	Platform	382
Dones	Mujeres	Dames	Women	
Trampolí	Trampolín	Tremplin	Springboard	383
Palanca	Palanca	Haut vol	Platform	383
Sincronitzada	Sincronizada	Synchronisée	Synchronized	
Dones	Mujeres	Dames	Women	
Solo	Solo	Solo	Solo	384
Duo	Duo	Duo	Duet	385
Waterpolo	Waterpolo	Water-polo	Waterpolo	
Homes	Hombres	Hommes	Men	386
TE Tennis	Tenis	Tennis	Tennis	
Homes	Hombres	Hommes	Men	
Individuals	Individuates	Simple	Singles	402
Dobles	Dobles	Dobles	Doubles	403
Dones	Mujeres	Dames	Women	
Individuals	Individuates	Simple	Singles	404
Dobles	Dobles	Dobles	Doubles	405
TT Tennis de taula	Tenis de mesa	Tennis de table	Table tennis	
Homes	Hombres	Hommes	Men	
Individuals	Individuates	Simple	Singles	408
Dobles	Dobles	Dobles	Doubles	409
Dones	Mujeres	Dames	Women	
Individuals	Individuates	Simple	Singles	410
Dobles	Dobles	Dobles	Doubles	412
VB Voleibol	Voleibol	Volley-ball	Volleyball	
Homes	Hombres	Hommes	Men	416
Dones	Mujeres	Dames	Women	431

WL	Halterofilia	Halterofilia	Haltérophilie	Weightlifting	
	Homes	Hombres	Homes	Men	
	52 kg	52kg	52 kg	52 kg	440
	56 kg	56 kg	56 kg	56 kg	440
	60 kg	60 kg	60 kg	60 kg	441
	67,5 kg	67,5 kg	67,5 kg	67.5 kg	441
	75 kg	75 kg	75 kg	75 kg	442
	82,5 kg	82,5 kg	82,5 kg	82.5 kg	442
	90 kg	90 kg	90 kg	90 kg	443
	100 kg	100 kg	100 kg	100 kg	443
110 kg	110 kg	110 kg	110 kg	444	
Més de 110 kg	Más de 110 kg	Plus del 10 kg	Over 110 kg	444	
WR	Lluita - Grecoromana	Lucha - Grecorromana	Lutte - Gréco-romaine	Wrestling - Greco-Roman	
	Homes	Hombres	Hombres	Men	
	Fins a 48 kg	Hasta 48 kg	Jusqu'à 48 kg	Up to 48 kg	446
	Fins a 52 kg	Hasta 52 kg	Jusqu'à 52 kg	Up to 52 kg	447
	Fins a 57 kg	Hasta 57 kg	Jusqu'à 57 kg	Up to 57 kg	448
	Fins a 62 kg	Hasta 62 kg	Jusqu'à 62 kg	Up to 62 kg	450
	Fins a 68 kg	Hasta 68 kg	Jusqu'à 68 kg	Up to 68 kg	452
	Fins a 74 kg	Hasta 74 kg	Jusqu'à 74 kg	Up to 74 kg	453
	Fins a 82 kg	Hasta 82 kg	Jusqu'à 82 kg	Up to 82 kg	455
	Fins a 90 kg	Hasta 90 kg	Jusqu'à 90 kg	Up to 90 kg	456
	Fins a 100 kg	Hasta 100 kg	Jusqu'à 100 kg	Up to 100 kg	458
	Fins a 130 kg	Hasta 130 kg	Jusqu'à 130 kg	Up to 130 kg	459
	Lluita - Lliure	Lluita - Lliure	Lucha - Libre	Lutte - Libre	Wrestling - Freestyle
Homes		Hombres	Hombres	Men	
Fins a 48 kg		Hasta 48 kg	Jusqu'à 48 kg	Up to 48 kg	460
Fins a 52 kg		Hasta 52 kg	Jusqu'à 52 kg	Up to 52 kg	462
Fins a 57 kg		Hasta 57 kg	Jusqu'à 57 kg	Up to 57 kg	463
Fins a 62 kg		Hasta 62 kg	Jusqu'à 62 kg	Up to 62 kg	465
Fins a 68 kg		Hasta 68 kg	Jusqu'à 68 kg	Up to 68 kg	467
Fins a 74 kg		Hasta 74 kg	Jusqu'à 74 kg	Up to 74 kg	468
Fins a 82 kg		Hasta 82 kg	Jusqu'à 82 kg	Up to 82 kg	470
Fins a 90 kg		Hasta 90 kg	Jusqu'à 90 kg	Up to 90 kg	471
Fins a 100 kg		Hasta 100 kg	Jusqu'à 130 kg	Up to 100 kg	473
Fins a 130 kg		Hasta 130 kg	Jusqu'à 130 kg	Up to 130 kg	474
YA		Vela	Vela	Voile	Yachting
	Homes	Hombres	Hombres	Men	
	Lechner A-390	Lechner A-390	Lechner A-390	Lechner A-390	478
	470	470	470	470	480
	Finn	Finn	Finn	Finn	483
	Dones	Mujeres	Dames	Women	
	Lechner A-390	Lechner A-390	Lechner A-390	Lechner A-390	485
	470	470	470	470	486
	Europa	Europa	Europe	Europe	487
	Proves obertes	Pruebas abiertas	Épreuves ouvertes	Open events	
Soling	Soling	Soling	Soling	489	
Flying Dutchman	Flying Dutchman	Flying Dutchman	Flying Dutchman	491	
Star	Star	Star	Star	493	
Tornado	Tornado	Tornado	Tornado	495	
PE	Pilota basca	Pelota vasca	Pelote basque	Basque pelota	
	Homes	Hombres	Hombres	Men	
	Mà per parelles (trinquet)	Mano por parejas (trinquete)	Main nue double (trinquet)	Hand doubles (trinquet)	498
	Paleta de goma	Paleta de goma	Paleta pelote gomme	Palette-rubber	499
	Paleta de cuir	Paleta de cuero	Paleta pelote cuir	Palette-leather	500
	Paleta	Paleta	Paleta	Palette	501
	Pala curta	Pala corta	Pala corta	Pala corta	502
	Mà individual	Mano individual	Main nue individuel	Hand singles	503
Mà per parelles (frontó curt)	Mano por parejas (frontón corto)	Main nue double (fronton court)	Hand doubles (short fronton)	504	

	Cistella Frontennis	Cesta punta Frontenis	Cesta punta Frontenis	Cesta punta Frontenis	505 506
	Dones Frontennis	Mujeres Frontenis	Dames Frontenis	Women Frontenis	507
RH	Hoquei sobre patins Homes	Hockey sobre patines Hombres	Rink-hockey Hommes	Roller hockey Men	510
TK	Taekwondo Homes	Taekwondo Hombres	Taekwondo Hommes	Taekwondo Men	
	Minimosca	Minimosca	Mi-mouche	Finweight	528
	Mosca	Mosca	Mouche	Flyweight	528
	Gall	Gallo	Coq	Bantamweight	528
	Ploma	Pluma	Plume	Featherweight	528
	Lleuger	Ligero	Léger	Lightweight	529
	Superlleuger	Superligero	Mi-moyen	Welterweight	529
	Mitjà	Medio	Moyen	Middleweight	529
	Pesant	Pesado	Lourd	Heavyweight	529
	Dones	Mujeres	Dames	Women	
	Minimosca	Minimosca	Mi-mouche	Finweight	530
	Mosca	Mosca	Mouche	Flyweight	530
	Gall	Gallo	Coq	Bantamweight	530
	Ploma	Pluma	Plume	Featherweight	530
	Lleuger	Ligero	Léger	Lightweight	531
	Superlleuger	Superligero	Mi-moyen	Welterweight	531
	Mitjà	Medio	Moyen	Middleweight	531
	Pesant	Pesado	Lourd	Heavyweight	531

Aquest volum que el lector té a les mans és el compendi global dels resultats de totes les proves del programa de competició dels Jocs Olímpics de Barcelona (25 esports del programa oficial i 3 de demostració), amb les seves fases corresponents.

Nota editorial

La informació de les taules ha estat extreta de l'AMIC (Accés Multiple a la Informació i a la Comunicació), sistema d'informació per a la Família Olímpica, que va ser operatiu durant els setze dies dels Jocs.

Els esports apareixen per l'ordre alfabètic de les sigles que els representen, que són les d'ús més comú en el Moviment Olímpic. Les abreviatures que apareixen a les taules de resultats (la gran majoria en anglès) han estat traduïdes als quatre idiomes oficials dels Jocs (català, castellà, francès i anglès) en la pàgina que encapçala cada esport.

A més, i com a informació complementària, en les pàgines següents es relacionen tots els comitès olímpics nacionals (CON) que van concórrer a Barcelona'92 (ordenats per les sigles que els representen), els records del món, els records olímpics i les medalles d'or, plata i bronze obtingudes per cada CON i per cada esport.

Finalment, juntament amb aquest volum, el lector trobarà una carpeta amb dos disquets que contenen les biografies de tots els medallistes de Barcelona'92, la informació del qual també ha estat extreta del sistema AMIC.

Desitgem que aquest volum sigui un bon colofó a l'èxit esportiu que van significar els Jocs Olímpics de Barcelona i que sigui una eina útil per a totes les persones i els col·lectius interessats en el món de l'esport i l'olimpisme.

Le volume que vous avez entre les mains comprend les résultats de toutes les épreuves des vingt-cinq sports du programme olympique et des trois sports de démonstration des Jeux de Barcelone 1992. Les différentes phases des compétitions y sont aussi détaillées.

Note de l'éditeur

Toutes les informations contenues dans les tableaux ont été extraites de l'AMIC (Accès multiple à l'information et à la communication), le système d'information mis à la disposition de la famille olympique pendant les seize jours des Jeux.

Les sports sont présentés suivant l'ordre alphabétique des abréviations qui leur sont communément données dans le mouvement olympique. Vous trouverez à la première page du chapitre consacré à chaque sport une explication dans les quatre langues officielles des Jeux (le catalan, l'espagnol, le français et l'anglais) des abréviations qui se trouvent à l'intérieur des tableaux.

La liste des comités nationaux olympiques (CNO) ayant engagé des athlètes est dressée dans les pages qui suivent selon l'ordre alphabétique de leurs abréviations. Cette liste est suivie de celles des records du monde, des records olympiques et des médailles d'or, d'argent et de bronze obtenues par chaque CNO et dans chaque sport.

Enfin, nous avons joint à ce volume deux disquettes contenant les biographies de tous les athlètes qui ont obtenu une médaille. Les informations qui y sont données ont elles aussi été extraites de l'AMIC.

Nous espérons que ce volume, qui constitue un excellent reflet de la haute qualité des prestations sportives réalisées lors des jeux Olympiques de Barcelone, sera un instrument utile pour tous ceux qui s'intéressent au sport et à l'olimpisme.

Nota editorial

Este volumen que el lector tiene en sus manos es el compendio global de los resultados de todas las pruebas del programa de competición de los Juegos Olímpicos de Barcelona (25 deportes del programa oficial y 3 de demostración), con sus fases correspondientes.

La información de las tablas ha sido extraída del AMIC (Acceso Múltiple a la Información y a la Comunicación), sistema de información para la Familia Olímpica, que estuvo operativo durante los dieciséis días de los Juegos.

Los deportes siguen el orden alfabético de las siglas que los representan, que son las de uso más común dentro del Movimiento Olímpico. Las abreviaturas que aparecen en las tablas de resultados (la gran mayoría en inglés) han sido traducidas a los cuatro idiomas oficiales de los Juegos (catalán, español, francés e inglés) en la página que encabeza cada deporte.

Además, y como información complementaria, en las páginas siguientes se relacionan todos los comités olímpicos nacionales (CON) que concurren a Barcelona'92 (ordenados por las siglas que los representan), los récords del mundo, los récords olímpicos y las medallas de oro, plata y bronce obtenidas por cada CON y deporte.

Finalmente, junto con este volumen el lector encontrará una carpeta con dos disquetes que contienen las biografías de todos los medallistas de Barcelona'92, cuya información también ha sido extraída del sistema AMIC.

Deseamos que este volumen sea un buen colofón al éxito deportivo que representaron los Juegos Olímpicos de Barcelona y que constituya una herramienta útil a todas las personas y a los colectivos interesados en el mundo del deporte y el olimpismo.

Publisher's note

The volume you have in your hands is a compendium of the results of all the events on the competition programme of the Barcelona Olympic Games (25 official and 3 demonstration sports) in all their phases.

The information in the tables has been taken from the AMIC (Multiple Access to Information and Communication), the Olympic Family information system which was in operation for the sixteen days of the Games.

The sports appear in the alphabetical order of the initials which stand for them, the ones most commonly used in the Olympic Movement. The abbreviations in the results tables (most of them in English) have been glossed in the four official languages of the Games (Catalan, Spanish, French and English) on the head page for each sport.

By way of complementary information, the following pages list all the National Olympic Committees (NOC) which competed in Barcelona (ordered by their official initials), the world and Olympic records and the gold, silver and bronze medals won by each NOC and in each sport.

Lastly, together with this volume the reader will find a folder with two diskettes containing the biographies of all the medal winners from Barcelona'92. This information was also taken from the AMIC system.

We hope this volume will provide an appropriate footnote to the success of the Barcelona Olympic Games and a useful tool for everyone interested in the world of sport and the Olympics.

Sigles dels esports

AR	Tir amb arc
AT	Atletisme
BA	Beisbol
BB	Basquetbol
BM	Badminton
BO	Boxa
CA	Piragüisme
CY	Ciclisme
EQ	Hípica
FB	Futbol
FE	Esgrima
GY	Gimnàstica
HB	Handbol
HO	Hoquei
JU	Judo
MP	Pentatló modern
RO	Rem
SH	Tir olímpic
SW	Natació
DV	Salts
SS	Natació sincronitzada
WP	Waterpolo
TE	Tennis
TT	Tennis de taula
VB	Voleibol
WL	Halterofília
WR	Lluita
YA	Vela

Esports de demostració

PE	Pilota basca
RH	Hoquei sobre patins
TK	Taekwondo

Altres abreviatures

CON	Comitè olímpic nacional
min	minuts
s	segons
m	metres
P	punts
kg	quilograms
M	masculí
F	femení
W	femení
=	marca igualada
Elim.	eliminatòries
1/8	vuitens de final
1/4	quarts de final
SF	semifinal
Fin.	final

Siglasde los deportes

AR	Tiro con arco
AT	Atletismo
BA	Béisbol
BB	Baloncesto
BM	Badminton
BO	Boxeo
CA	Piragüismo
CY	Ciclismo
EQ	Hípica
FB	Futbol
FE	Esgrima
GY	Gimnasia
HB	Balonmano
HO	Hockey
JU	Judo
MP	Pentatlón moderno
RO	Remo
SH	Tiro olímpico
SW	Natación
DV	Saltos
SS	Natación sincronizada
WP	Waterpolo
TE	Tenis
TT	Tenis de mesa
VB	Voleibol
WL	Halterofilia
WR	Lucha
YA	Vela

Deportes de demostración

PE	Pelota vasca
RH	Hockey sobre patines
TK	Taekwondo

Otras abreviaturas

CON	Comité olímpico nacional
min	minutos
s	segundos
m	metros
P	puntos
kg	kilogramos
M	masculino
F	femenino
W	femenino
=	marca igualada
Elim.	eliminatórias
1/8	octavos de final
1/4	cuartos de final
SF	semifinal
Fin.	final

Abréviations des sports

AR	Tir à l'arc
AT	Athlétisme
BA	Baseball
BB	Basket-ball
BM	Badminton
BO	Boxe
CA	Canoë-Kayak
CY	Cyclisme
EQ	Sports équestres
FB	Football
FE	Escrime
GY	Gymnastique
HB	Handball
HO	Hockey
JU	Judo
MP	Pentathlon moderne
RO	Aviron
SH	Tir olympique
SW	Natation
DV	Plongeon
SS	Natation synchronisée
WP	Water-polo
TE	Tennis
TT	Tennis de table
VB	Volley-ball
WL	Haltérophilie
WR	Lutte
YA	Voile

Sports de démonstration

PE	Pelote basque
RH	Rink-hockey
TK	Taekwondo

Autres abréviations

CNO	Comité national olympique
min	minutes
s	secondes
m	mètres
P	points
kg	kilogrammes
M	masculin
F	féminin
W	féminin
=	performance égalée
Elim.	éliminatoire
1/8	huitième de finale
1/4	quart de finale
SF	demi-finale
Fin.	finale

Initials by sports

AR	Archery
AT	Athletics
BA	Baseball
BB	Basketball
BM	Badminton
BO	Boxing
CA	Canoeing
CY	Cycling
EQ	Equestrian
FB	Football
FE	Fencing
GY	Gymnastics
HB	Handball
HO	Hockey
JU	Judo
MP	Modern pentathlon
RO	Rowing
SH	Shooting
SW	Swimming
DV	Diving
SS	Synchronized swimming
WP	Water polo
TE	Tennis
TT	Table tennis
VB	Volleyball
WL	Weightlifting
WR	Wrestling
YA	Yachting

Demonstration sports

PE	Basque pelota
RH	Roller hockey
TK	Taekwondo

Other abbreviations

NOC	National Olympic Committee
min	minutes
s	seconds
m	metres
P	points
kg	kilograms
M	men's
F	women's
W	women
=	equal record
Elim.	eliminating rounds
1/8	eighths
1/4	quarter finals
SF	semi-final
Fin.	final

Sigles dels CON

Siglas de los CON

Abréviations pour les CNO

NOC initials

AFG	Afganistan
AHO	Antilles Neerlandeses
ALB	Albània
ALG	Algèria
AND	Andorra
ANG	Angola
ANT	Antigua
ARG	Argentina
ARU	Aruba
ASA	Samoa Nord-americana
AUS	Austràlia
AUT	Austria
BAH	Bahames
BAN	Bangla Desh
BAR	Barbados
BEL	Bèlgica
BEN	Benin
BER	Bermudes
BHU	Bhutan
BIZ	Belize
BOL	Bolivia
BOT	Botswana
BRA	Brasil
BRN	Bahrain
BRU	Brunei
BSH	Bòsnia-Herzegovina
BUL	Bulgària
BUR	Burkina Faso
CAF	República Centrafricana
CAN	Canada
CAY	Illes Caiman
CGO	República Popular del Congo
CHA	Txad
CHI	Xile
CHN	República Popular de la Xina
CIV	Costa d'Ivori
CMR	Camerun
COK	Illes Cook
COL	Colòmbia
CRC	Costa Rica
CRO	Croàcia
CUB	Cuba
CYP	Xipre
DEN	Dinamarca
DJI	Djibouti
DOM	República Dominicana
ECU	Equador
EGY	República Àrab d'Egipte
ESA	El Salvador
ESP	Espanya
EST	Estònia
ETH	Etiòpia
EUN	Equip Unificat
FJ	Fiji
FIN	Finlandia
FRA	Franca
GAB	Gabon
GAM	Gàmbia
GBR	Gran Bretanya
GEQ	Guinea Equatorial
GER	Alemanya

AFG	Afganistán
AHO	Antillas Neerlandesas
ALB	Albania
ALG	Argelia
AND	Andorra
ANG	Angola
ANT	Antigua
ARG	Argentina
ARU	Aruba
ASA	Samoa Norteamericana
AUS	Australia
AUT	Austria
BAH	Bahamas
BAN	Bangladesh
BAR	Barbados
BEL	Bélgica
BEN	Benín
BER	Bermudas
BHU	Bután
BIZ	Belice
BOL	Bolivia
BOT	Botswana
BRA	Brasil
BRN	Bahréin
BRU	Brunei
BSH	Bosnia-Herzegovina
BUL	Bulgaria
BUR	Burkina Faso
CAF	República Centroafricana
CAN	Canada
CAY	Islas Caimán
CGO	República Popular del Congo
CHA	Chad
CHI	Chile
CHN	República Popular de China
CIV	Costa de Marfil
CMR	Camerún
COK	Islas Cook
COL	Colombia
CRC	Costa Rica
CRO	Croacia
CUB	Cuba
CYP	Chipre
DEN	Dinamarca
DJI	Djibouti
DOM	República Dominicana
ECU	Ecuador
EGY	República Àrabe de Egipto
ESA	El Salvador
ESP	España
EST	Estonia
ETH	Etiopía
EUN	Equipo Unificado
FJ	Fiji
FIN	Finlandia
FRA	Francia
GAB	Gabón
GAM	Gambia
GBR	Gran Bretaña
GEQ	Guinea Ecuatorial
GER	Alemania

AFG	Afghanistan
AHO	Antilles néerlandaises
ALB	Albanie
ALG	Algérie
AND	Andorre
ANG	Angola
ANT	Antigua
ARG	Argentine
ARU	Aruba
ASA	Samoa américaines
AUS	Australie
AUT	Autriche
BAH	Bahamas
BAN	Bangladesh
BAR	La Barbade
BEL	Belgique
BEN	Bénin
BER	Bermudes
BHU	Bhoutan
BIZ	Belize
BOL	Bolivia
BOT	Botswana
BRA	Bresil
BRN	Bahréïn
BRU	Brunei
BSH	Bosnie-Herzégovine
BUL	Bulgarie
BUR	Burkina Faso
CAF	Centrafrique
CAN	Canada
CAY	Îles Caimans
CGO	République du Congo
CHA	Tchad
CHI	Chili
CHN	République populaire de Chine
CIV	Côte-d'Ivoire
CMR	Cameroun
COK	Îles Cook
COL	Colombie
CRC	Costa Rica
CRO	Croatie
CUB	Cuba
CYP	Chypre
DEN	Danemark
DJI	Djibouti
DOM	République dominicaine
ECU	Équateur
EGY	République arabe d'Égypte
ESA	El Salvador
ESP	Espagne
EST	Estonie
ETH	Éthiopie
EUN	Équipe unifiée
FJ	Fidji
FIN	Finlande
FRA	France
GAB	Gabon
GAM	Gambie
GBR	Grande-Bretagne
GEQ	Guinée équatoriale
GER	Allemagne

AFG	Afghanistan
AHO	Netherlands Antilles
ALB	Albania
ALG	Algeria
AND	Andorra
ANG	Angola
ANT	Antigua
ARG	Argentina
ARU	Aruba
ASA	American Samoa
AUS	Australia
AUT	Austria
BAH	Bahamas
BAN	Bangladesh
BAR	Barbados
BEL	Belgium
BEN	Benin
BER	Bermuda
BHU	Bhutan
BIZ	Belize
BOL	Bolivia
BOT	Botswana
BRA	Brazil
BRN	Bahrain
BRU	Brunei
BSH	Bosnia-Herzegovina
BUL	Bulgaria
BUR	Burkina Faso
CAF	Central Africa
CAN	Canada
CAY	Cayman Island
CGO	People's Republic of Congo
CHA	Chad
CHI	Chile
CHN	People's Republic of China
CIV	Côte-d'Ivoire
CMR	Cameroon
COK	Cook Islands
COL	Colombia
CRC	Costa Rica
CRO	Croatia
CUB	Cuba
CYP	Cyprus
DEN	Denmark
DJI	Djibouti
DOM	Dominican Republic
ECU	Ecuador
EGY	Arab Republic of Egypt
ESA	El Salvador
ESP	Spain
EST	Estonia
ETH	Ethiopia
EUN	Unified Team
FJ	Fiji
FIN	Finland
FRA	France
GAB	Gabon
GAM	Gambia
GBR	Great Britain
GEQ	Equatorial Guinea
GER	Germany

Sigles dels CON

GHA	Ghana
GRE	Grecia
GRN	Grenada
GUA	Guatemala
GUI	Guinea
GUM	Guam
GUY	Guyana
HAI	Haiti
HKG	Hong Kong
HON	Honduras
HUN	Hongria
INA	Indonesia
IND	India
IOP	Participants Olímpics Independents*
IRI	República Islàmica d'Iran
IRL	Irlanda
IRQ	Iraq
ISL	Islandia
ISR	Israel
ISV	Illes Verges
ITA	Itàlia
IVB	Illes Verges Britàniques
JAM	Jamaica
JOR	Jordània
JPN	Japó
KEN	Kenya
KOR	Corea
KSA	Aràbia Saudita
KUW	Kuwait
LAO	Laos
LAT	Letònia
LBA	Libia
LBR	Libèria
LES	Lesotho
LIB	Liban
LIE	Liechtenstein
LTU	Lituania
LUX	Luxemburg
MAD	Madagascar
MAR	Marroc
MAS	Malàisia
MAW	Malawi
MDV	Maldives
MEX	Mèxic
MGL	Mongolia
MLI	Mali
MLT	Malta
MON	Mònaco
MOZ	Moçambic
MRI	Illa Maurici
MTN	Mauritània
MYA	Unió de Myanmar
NAM	Namibia
NCA	Nicaragua
NED	Països Baixos
NEP	Nepal
NGR	Nigèria
NIG	Niger
NOR	Noruega
NZL	Nova Zelanda
OMA	Oman

Siglas de los CON

GHA	Ghana
GRE	Grecia
GRN	Granada
GUA	Guatemala
GUI	Guinea
GUM	Guam
GUY	Guyana
HAI	Haiti
HKG	Hong Kong
HON	Honduras
HUN	Hungria
INA	Indonesia
IND	India
IOP	Participantes Olímpicos Independientes*
IRI	Republica Islàmica de Irán
IRL	Irlanda
IRQ	Irak
ISL	Islandia
ISR	Israel
ISV	Islas Vírgenes
ITA	Italia
IVB	Islas Vírgenes Británicas
JAM	Jamaica
JOR	Jordania
JPN	Japón
KEN	Kenya
KOR	Corea
KSA	Arabia Saudita
KUW	Kuwait
LAO	Laos
LAT	Letonia
LBA	Libia
LBR	Liberia
LES	Lesotho
LIB	Libano
LIE	Liechtenstein
LTU	Lituania
LUX	Luxemburgo
MAD	Madagascar
MAR	Marruecos
MAS	Malasia
MAW	Malawi
MDV	Maldivas
MEX	Mexico
MGL	Mongolia
MLI	Mali
MLT	Malta
MON	Mónaco
MOZ	Mozambique
MRI	Isla Mauricio
MTN	Mauritania
MYA	Union de Myanmar
NAM	Namibia
NCA	Nicaragua
NED	Países Bajos
NEP	Nepal
NGR	Nigeria
NIG	Niger
NOR	Noruega
NZL	Nueva Zelanda
OMA	Oman

Abréviations pour les CNO

GHA	Ghana
GRE	Grèce
GRN	Grenade
GUA	Guatemala
GUI	Guinée
GUM	Guam
GUY	Guyane
HAI	Haiti
HKG	Hong-Kong
HON	Honduras
HUN	Hongrie
INA	Indonésie
IND	Inde
IOP	Participants olympiques indépendants*
IRI	République islamique d'Iran
IRL	Irlande
IRQ	Irak
ISL	Islande
ISR	Israel
ISV	Îles Vierges
ITA	Italie
IVB	Îles Vierges britanniques
JAM	Jamaïque
JOR	Jordanie
JPN	Japon
KEN	Kenya
KOR	Corée
KSA	Arabic saoudite
KUW	Koweït
LAO	Laos
LAT	Lettonie
LBA	Libye
LBR	Liberia
LES	Lesotho
LIB	Liban
LIE	Liechtenstein
LTU	Lituanie
LUX	Luxembourg
MAD	Madagascar
MAR	Maroc
MAS	Malaisie
MAW	Malawi
MDV	Maldives
MEX	Mexique
MGL	Mongolie
MLI	Mali
MLT	Malte
MON	Monaco
MOZ	Mozambique
MRI	Île Maurice
MTN	Mauritanie
MYA	Union de Myanmar
NAM	Namibie
NCA	Nicaragua
NED	Pays-Bas
NEP	Nepal
NGR	Nigeria
NIG	Niger
NOR	Norvège
NZL	Nouvelle-Zélande
OMA	Oman

NOC initials

GHA	Ghana
GRE	Greece
GRN	Grenada
GUA	Guatemala
GUI	Guinea
GUM	Guam
GUY	Guyana
HAI	Haiti
HKG	Hong Kong
HON	Honduras
HUN	Hungary
INA	Indonesia
IND	India
IOP	Independent Olympic Participants*
IRI	Islamic Republic of Iran
IRL	Ireland
IRQ	Iraq
ISL	Iceland
ISR	Israel
ISV	Virgin Islands
ITA	Italy
IVB	British Virgin Islands
JAM	Jamaica
JOR	Jordan
JPN	Japan
KEN	Kenya
KOR	Korea
KSA	Saudi Arabia
KUW	Kuwait
LAO	Laos
LAT	Latvia
LBA	Libya
LBR	Liberia
LES	Lesotho
LIB	Lebanon
LIE	Liechtenstein
LTU	Lithuania
LUX	Luxembourg
MAD	Madagascar
MAR	Morocco
MAS	Malaysia
MAW	Malawi
MDV	Maldives
MEX	Mexico
MGL	Mongolia
MLI	Mali
MLT	Malta
MON	Monaco
MOZ	Mozambique
MRI	Mauritius
MTN	Mauritania
MYA	Union of Myanmar
NAM	Namibia
NCA	Nicaragua
NED	Netherlands
NEP	Nepal
NGR	Nigeria
NIG	Niger
NOR	Norway
NZL	New Zealand
OMA	Oman

Sigles dels CON

PAK	Pakistan
PAN	Panama
PAR	Paraguai
PER	Peru
PHI	Filipines
PNG	Papua Nova Guinea
POL	Polonia
POR	Portugal
PRK	República Dem. Pop. de Corea
PUR	Puerto Rico
QAT	Qatar
ROM	Romania
RSA	Sud-àfrica
RWA	Rwanda
SAM	Samoa Occidental
SEN	Senegal
SEY	Seychelles
SIN	Singapur
SLE	Sierra Leone
SLO	Eslovenia
SMR	San Marino
SOL	Illes Salomó
SOM	Somàlia
SRI	Sri Lanka
SUD	Sudan
SUI	Suïssa
SUR	Surinam
SWE	Suècia
SWZ	Swazilàndia
SYR	Síria
TAN	Tanzania
TCH	República Federativa Txeca i Eslovaca
TGA	Tonga
THA	Tailàndia
TOG	Togo
TPE	Xina Taipei
TRI	Trinitat i Tobago
TUN	Túnia
TUR	Turquia
UAE	Unió dels Emirats Àrabs
UGA	Uganda
URU	Uruguai
USA	Estats Units d'America
VAN	Vanuatu
VEN	Veneçuela
VIE	Vietnam
VIN	Saint Vincent i les Grenadines
YEM	Iemen
ZAI	Zaire
ZAM	Zàmbia
ZIM	Zimbabue

* Esportistes que van participar a títol individual

Siglas de los CON

PAK	Paquistán
PAN	Panama
PAR	Paraguay
PER	Peru
PHI	Filipinas
PNG	Papua Nueva Guinea
POL	Polonia
POR	Portugal
PRK	República Dem. Popular de Corea
PUR	Puerto Rico
QAT	Qatar
ROM	Rumania
RSA	Suráfrica
RWA	Ruanda
SAM	Samoa Occidental
SEN	Senegal
SEY	Seychelles
SIN	Singapur
SLE	Sierra Leona
SLO	Eslovenia
SMR	San Marino
SOL	Islas Salomon
SOM	Somalia
SRI	Sri Lanka
SUD	Sudan
SUI	Suiza
SUR	Surinam
SWE	Suecia
SWZ	Swazilandia
SYR	Síria
TAN	Tanzania
TCH	República Federativa Checa y Eslovaca
TGA	Tonga
THA	Tailandia
TOG	Togo
TPE	China Taipei
TRI	Trinidad y Tobago
TUN	Túnez
TUR	Turquía
UAE	Union de Emiratos Árabes
UGA	Uganda
URU	Uruguay
USA	Estatdos Unidos de America
VAN	Vanuatu
VEN	Venezuela
VIE	Vietnam
VIN	San Vicente y las Granadinas
YEM	Yemen
ZAI	Zaire
ZAM	Zambia
ZIM	Zimbabue

* Deportistas participates a título individual

Abréviations pour les CNO

PAK	Pakistan
PAN	Panama
PAR	Paraguay
PER	Pérou
PHI	Philippines
PNG	Papouasie-Nouvelle-Guinée
POL	Pologne
POR	Portugal
PRK	République dém. et pop. de Corée
PUR	Porto Rico
QAT	Qatar
ROM	Roumanie
RSA	Afrique du Sud
RWA	Rwanda
SAM	Samoa occidentales
SEN	Senegal
SEY	Seychelles
SIN	Singapour
SLE	Sierra Leone
SLO	Slovénie
SMR	Saint-Marin
SOL	Îles Salomon
SOM	Somalie
SRI	Sri Lanka
SUD	Soudan
SUI	Suisse
SUR	Surinam
SWE	Suède
SWZ	Swaziland
SYR	Syrie
TAN	Tanzanie
TCH	République féd. tchèque et slovaque
TGA	Tonga
THA	Taïlande
TOG	Togo
TPE	Chinese Taipei
TRI	Trinidad et Tobago
TUN	Tunisie
TUR	Turquie
UAE	Émirats arabes unis
UGA	Ouganda
URU	Uruguay
USA	États-Unis d'Amérique
VAN	Vanuatu
VEN	Venezuela
VIE	Vietnam
VIN	Saint Vincent et les Grenadines
YEM	Yemen
ZAI	Zaire
ZAM	Zambie
ZIM	Zimbabwe

* Athletes ayant participé à titre individuel

NOC initials

PAK	Pakistan
PAN	Panama
PAR	Paraguay
PER	Peru
PHI	Philippines
PNG	Papua New Guinea
POL	Poland
POR	Portugal
PRK	Democratic People's Republic of Korea
PUR	Puerto Rico
QAT	Qatar
ROM	Romania
RSA	South Africa
RWA	Rwanda
SAM	Western Samoa
SEN	Senegal
SEY	Seychelles
SIN	Singapore
SLE	Sierra Leone
SLO	Slovenia
SMR	San Marino
SOL	Salomon Islands
SOM	Somalia
SRI	Sri Lanka
SUD	Sudan
SUI	Switzerland
SUR	Surinam
SWE	Sweden
SWZ	Swaziland
SYR	Syria
TAN	Tanzania
TCH	Czech and Slovak Federative Republic
TGA	Tonga
THA	Thailand
TOG	Togo
TPE	Chinese Taipei
TRI	Trinidad and Tobago
TUN	Tunisia
TUR	Turkey
UAE	United Arab Emirates
UGA	Uganda
URU	Uruguay
USA	United States of America
VAN	Vanuatu
VEN	Venezuela
VIE	Vietnam
VIN	Saint Vincent and the Grenadines
YEM	Yemen
ZAI	Zaire
ZAM	Zambia
ZIM	Zimbabwe

* Athletes competing individually



Tir amb arc Tiro con arco
Tir à l'arc Archery

Prova/Prueba Épreuve/Event	Nom/Nombre Nom/Name	CON/CON CNO/NOC	Nou rècord/Nuevo record Nouveau record/New record	Antic rècord/Antiguo record Ancien record/Previous record	Any/Año Année/Year	Fase/Fase Phase/Phase
Individual 70 m F/Individual 70 m F/ Individual 70 m F/Individual 70 m W	Cho, Youn-Jeong	KOR	338 p			Elim.
Individual 50 m F/Individual 50 m F/ Individual 50 m F/Individual 50 m W	Cho, Youn-Jeong	KOR	338 p			Elim.
Individual sèrie FITA F/Individual serie FITA F Individual série FITA F/Individual FITA round W	Cho, Youn-Jeong	KOR	1.375 p	*		Elim.
Per equips sèrie FITA F/Por equipos serie FITA F Par équipes serie FITA F/Team FITA round W		KOR	4.094 p			Elim.
Individual Elim. i final F/Individual Elim. y final F Individuel Elim. et finale F/Individual Elim. and final W	Cho, Youn-Jeong	KOR	552 p	*		Fin.
Matx individual F/Match individual F Match individuel F/Individual match W	Kim, Soo-Nyung	KOR	114p			1/8
Individual Elim. i final M/Individual Elim. y final M Individuel Elim. et finale M/Individual Elim. and final M	Chung, Jae-Hun	KOR	542 p	*		Fin.
Matx individual M/Match individual M Match individuel M/Individual match M	Chung, Jae-Hun	KOR	111 p			1/8
Per equips Elim. i final M/Por equipos Elim. y final M Par équipes Elim. et finale M/Team elim. and final M		FIN	949 p	*		Fin.
Matx per equips F/Match por equipos F Match par équipes F/Team match W		KOR	246 p			Fin.
Per equips Elim. i final F/Por equipos Elim. y final F Par équipes Elim. et finale F/Team elim. and final W		KOR	966 p	*		Fin.

* Els records anteriors no són comparables amb els actuals a causa d'un canvi en el sistema de competició.
* Los records anteriores no son comparables con los actuales debido a un cambio en el sistema de competición.
* Comparaison avec les precedents records impossible en raison de la modification du système de compétition.
* Previous records cannot be compared with present ones as the competition system has been changed.



Atletisme Atletismo
Athlétisme Athletics

Prova/Prueba Épreuve/Event	Nom/Nombre Nom/Name	CON/CON CNO/NOC	Nou rècord/Nuevo record Nouveau record/New record	Antic rècord/Antiguo record Ancien record/Previous record	Any/Año Année/Year	Fase/Fase Phase/Phase
400 m tanques M/400 m vallas M 400 m haies M/400 m hurdles M	Young, Kevin Curtis	USA	46,78 s	47,02 s	1983	Fin.
Relleus 4 x 100 m M/Relevos 4 x 100 m M Relais 4 x 100 m M/4 x 100 m relay M		USA	37,40 s	37,50 s	1991	Fin.
Relleus 4 x 400 m M/Relevos 4 x 400 m M Relais 4 x 400 m M/4 x 400 m relay M		USA	2 min 55,74 s	2 min 56,16s	1968	Fin.



Ciclisme Ciclismo
Cyclisme Cycling

Prova/Prueba Épreuve/Event	Nom/Nombre Nom/Name	CON/CON CNO/NOC	Nou rècord/Nuevo record Nouveau record/New record	Antic rècord/Antiguo record Ancien record/Previous record	Any/Año Année/Year	Fase/Fase Phase/Phase
Persecució individual M/Persecución Individual M Poursuite individuelle M/Individual pursuit M	Kingsland, Mark Lyle	AUS	4 min 31,033 s	4 min 31,160 s	1987	Elim.
Persecució individual M/Persecución Individual M Poursuite individuelle M/Individual pursuit M	Boardman, C. Miles	GBR	4 min 27,357 s	4 min 31,033 s	1992	Elim.
Persecució individual M/Persecución Individual M Poursuite individuelle M/Individual pursuit M	Boardman, C. Miles	GBR	4 min 24,496 s	4 min 27,357 s	1992	Elim.
Persecució per equips M/Persecución por equipos M Poursuite par équipes M/Team pursuit M		ITA	4 min 15,103 s	4 min 16,100 s	1988	Elim.
Persecució per equips M/Persecución por equipos M Poursuite par équipes M/Team pursuit M		AUS	4 min 11,245 s	4 min 15,103 s	1992	Elim.
Persecució per equips M/Persecución por equipos M Poursuite par équipes M/Team pursuit M		GER	4 min 08,791 s	4 min 11,245 s	1992	Fin.

Records del món
Records du monde

Records del mundo
World records



Tir olímpic
Tir olympique

Tiro olímpico
Shooting

Prova/Prueba Épreuve/Event	Nom/Nombre Nom/Name	CON/CON CNO/NOC	Nou rècord/Nuevo record Nouveau record/New record	Antic rècord/Antiguo record Ancien record/Previous record	Any/Año Année/Year	Fase/Fase Phase/Phase
Skeet/Skeet Skeet/ Skeet	Zhang, Shan	CHN	200 p =	200 p	1991	Fin.



Natació
Natation

Natación
Swimming

Prova/Prueba Épreuve/Event	Nom/Nombre Nom/Name	CON/CON CNO/NOC	Nou rècord/Nuevo record Nouveau record/New record	Antic rècord/Antiguo record Ancien record/Previous record	Any/Año Année/Year	Fase/Fase Phase/Phase
Relleus 4 x 200 m lliure M/Relevos 4 x 200 m libre M		EUN	7 min 11,95 s	7 min 12,51 s	1988	Fin.
Relais 4 x 200 m nage libre M/4 x 200 m freestyle relay M						
Relleus 4 x 100 m lliure F/Relevos 4 x 100 m libre F		USA	3 min 39,46 s	3 min 40,57 s	1988	Fin.
Relais 4 x 100 m nage libre F/4 x 100 m freestyle relay W						
400 m lliure M/400 m libre M/400 m libre M	Sadovi, Evgeni	EUN	3 min 45,00 s	3 min 46,47 s	1992	Fin.
400 m nage libre M/400 m freestyle M						
200 m braça M/200 m braza M	Barrowman, Mike	USA	2 min 10,16 s	2 min 10,60 s	1991	Fin.
200 m brasse M/200 m breaststroke M						
200 m estils individual F/200 m estils individual F	Lin, Li	CHN	2 min 11,65 s	2 min 11,73 s	1981	Fin.
200 m quatre nages F/200 m medley W						
Relleus 4 x 100 estils F/Relevos 4 x 100 estils F		USA	4 min 02,54 s	4 min 03,69 s	1984	Fin.
Relais 4 x 100 quatre nages F/4 x 100 medley relay W						
Relleus 4 x 100 estils M/Relevos 4 x 100 estils M		USA	3 min 36,93 s =	3 min 36,93 s	1988	Fin.
Relais 4 x 100 quatre nages M/4 x 100 medley relay M						
50 m lliure F/50 m libre F	Yang, Wenyi	CHN	24,79 s	24,98 s	1988	Fin.
50 m nage libre F/50 m freestyle W						
100 m esquena M/100 m espalda M	Rouse, Jeff Norman	USA	53,86 s	53,93 s	1991	4x100
100 m dos M/100 m backstroke M						
1.500 m lliure M/1.500 m libre M	Perkins, Kieren John	AUS	14 min 43,48 s	14 min 48,40 s	1992	Fin.
1.500 m nage libre M/1500 m freestyle M						



Halterofília
Haltérophilie

Halterofilia
Weightlifting

Prova/Prueba Épreuve/Event	Nom/Nombre Nom/Name	CON/CON CNO/NOC	Nou rècord/Nuevo record Nouveau record/New record	Antic rècord/Antiguo record Ancien record/Previous record	Any/Año Année/Year	Fase/Fase Phase/Phase
90 kg - Dos temps/90 kg - Dos tiempos	Kakhiatvili, Kakhi	EUN	235,0 kg =	235,0 kg	1988	Fin.
90 kg - Epaulé et jeté/90 kg - Clean and jerk						



Tir amb arc Tiro con arco
Tir à l'arc Archery

Prova/Prueba Épreuve/Event	Nom/Nombre Nom/Name	CON/CON CNO/NOC	Nou rècord/Nuevo récord Nouveau record/New record	Antic rècord/Antiguo récord Ancien record/Previous record	Any/Año Année/Year	Fase/Fase Phase/Phase
Individual 60 m F/Individual 60 m F Individuel 60 m F/Individuel 60 m W	Cho, Youn-Jeong	KOR	345 p	*		Fin.
Per equips - sèrie FITA M/Par equipos - serie FITA M Par équipes - série FITA M/Team FITA round M		KOR	3.938 p	*		Fin.
Individual 30 m F/Individual 30 m F Individuel 30 m F/Individuel 30 m W	Kim, Soo-Nyung	KOR	357 p			Fin.
Matx per equips M/Match por equipos M Match par équipes M/Team match M		USA	243 p	*		Fin.

* Els records anteriors no són comparables amb els actuals a causa d'un canvi en el sistema de competició.
* Los récords anteriores no son comparables con los actuales debido a un cambio en el sistema de competición.
* Comparaison avec les precedents records impossible en raison de la modification du système de compétition.
* Previous records cannot be compared with present ones as the competition system has changed.



Atletisme Atletismo
Athlétisme Athletics

Prova/Prueba Épreuve/Event	Nom/Nombre Nom/Name	CON/CON CNO/NOC	Nou rècord/Nuevo récord Nouveau record/New record	Antic rècord/Antiguo récord Ancien record/Previous record	Any/Año Année/Year	Fase/Fase Phase/Phase
200 m llisos M/200 m llisos M 200 m M/200 m M	Marsh, Mike	USA	19,73 s	19,72 s	1988	SF
400 m llisos M/400 m llisos M 400 m M/400 m M	Watts, Quincy	USA	43,71 s	43,86 s	1968	SF
400 m llisos M/400 m llisos M 400 m M/400 m M	Watts, Quincy	USA	43,50 s	43,71 s	1992	Fin.
Triple salt/Triple salto Triple saut/Triple jump	Conley, Mike	USA	17,63 m	17,61 m	1988	Fin.
Llançament de javelina/Lanzamiento de jabalina Javelot/Javelin	Zelezny, Jan	TCH	89,66 m	85,90 m	1988	Fin.

20



Ciclisme Ciclismo
Cyclisme Cycling

Prova/Prueba Épreuve/Event	Nom/Nombre Nom/Name	CON/CON CNO/NOC	Nou rècord/Nuevo récord Nouveau record/New record	Antic rècord/Antiguo récord Ancien record/Previous record	Any/Año Année/Year	Fase/Fase Phase/Phase
Km contrarellotge M/Km contra reloj M Km contre la montre M/Km time trial M	Moreno Periñan, J. M.	ESP	1 min 03,342 s	1 min 03,910 s	1968	Fin.
Velocitat M/Velocidad M Vitesse M/Sprint M	Harnett, Curtis M	CAN	10,368 s	10,395 s	1988	Elim.
Velocitat M/Velocidad M Vitesse M/Sprint M	Neiwand, Garry Malcolm	AUS	10,330 s	10,368 s	1992	Elim.
Velocitat M/Velocidad M Vitesse M/Sprint M	Fiedler, Jens	GER	10,252 s	10,330 s	1992	Elim.
Velocitat F/Velocidad F Vitesse F/Sprint W	Ballanger, Felicia	FRA	11,508 s	11,527 s	1988	Elim.
Velocitat F/Velocidad F Vitesse F/Sprint W	Haringa, Ingrid	NED	11,419 s	11,508 s	1992	Elim.
Persecució individual F/Persecución individual F Poursuite individuelle F/Individual pursuit W	Sacasa Cruz, Olga Maria	NCA	4 min 32,671 s			Elim.
Persecució individual F/Persecución individual F Poursuite individuelle F/Individual pursuit W	Hashimoto, Seiko	JPN	3 min 51,674 s	4 min 32,671 s	1992	Elim.
Persecució individual F/Persecución individual F Poursuite individuelle F/Individual pursuit W	Van Moorsel, Leontien	NED	3 min 46,956 s	3 min 51,674 s	1992	Elim.
Persecució individual F/Persecución individual F Poursuite individuelle F/Individual pursuit W	Watt, Kathryn Anne	AUS	3 min 41,886 s	3 min 46,956 s	1992	Elim.
Persecució individual F/Persecución individual F Poursuite individuelle F/Individual pursuit W	Rossner, Petra	GER	3 min 41,509 s	3 min 41,886 s	1992	1/4

* No hi ha rècord anterior ja que és la primera vegada que es disputa aquesta prova en uns Jocs Olímpics.
* No hay récord anterior ya que es la primera vez que se disputa esta prueba en unos Juegos Olímpicos.
* Pas de précédent record puisque c'était la première fois que cette épreuve était au programme olympique.
* There is no previous record as this was the first time the event was on the Olympic programme.



Tir olímpic Tiro olímpico
Tir olympique Shooting

Prova/Prueba Épreuve/Event	Nom/Nombre Nom/Name	CON/CON CNO/NOC	Nou rècord/Nuevo récord Nouveau record/New record	Antic rècord/Antiguo récord Ancien record/Previous record	Any/Año Année/Year	Fase/Fase Phase/Phase
Carrabina d'aire F/Carabina de aire F Carabine à air comprimé F/Air rifle W	Letxeva, Vesela N.	BUL	396 p	*		Elim.
Carrabina d'aire F/Carabina de aire F Carabine à air comprimé F/Air rifle W	Yeo, Kab-Soon	KOR	396 p =	396 p	1992	Elim.
Carrabina d'aire - final F/Carabina de aire - final F Carabine à air comprimé - finale F/Air rifle - final W	Yeo, Kab-Soon	KOR	498,2 p			Fin.
Carrabina d'aire M/Carabina de aire M Carabine à air comprimé M/Air rifle M	Fedkin, Iuri	EUN	593 p	*		Elim.
Carrabina d'aire - final M/Carabina de aire - final M Carabine à air comprimé - finale M/Air rifle - final M	Fedkin, Iuri	EUN	695,3 p			Fin.
Pistola esportiva F/Pistola deportiva F Pistolet sport F/Sport pistol W	Logvinenko, Marina	EUN	587 p	*		Elim.
Pistola esportiva - final F/Pistola deportiva - final F Pistolet sport - finale F/Sport pistol - final W	Logvinenko, Marina	EUN	684,0 p	*		Fin.
Pistola d'aire M/Pistola de aire M Pistolet à air comprimé M/Air pistol M	Babii, Sorin	ROM	586 p	*		Elim.
Pistola d'aire - final M/Pistola de aire - final M Pistolet à air comprimé - finale M/Air pistol - final M	Wang, Yifu	CHN	684,8 p	*		Fin.
Skeet - final/Skeet - final Skeet - finale/Skeet - final	Zhang, Shan	CHN	223,0 p	222,0 p	1988	Fin.
Matx angles M/Match ingles M Match anglais M/SB free rifle, prone M	Bichler, Hubert	GER	598 p	*		Elim.
Matx angles - final M/Match ingles - final M Match anglais - finale M/SB free rifle, prone - final M	Lee, Eun-Chul	KOR	702,5 p			Fin.
Carrabina 3 x 20 F/Carabina 3 x 20 F Carabine (3 x 20) F/SB standard rifle 3 x 20 W	Meili, Launi K.	USA	587 p	*		Elim.
Carrabina 3 x 20 - final F/Carabina 3 x 20 - final F Carabine (3 x 20) - finale F/SB standard rifle 3 x 20 - final W	Meili, Launi K.	USA	684,3 p	*		Fin.
Pistola de tir ràpid M/Pistola de tiro ràpid M Pistolet vitesse olympique M/Rapid fire pistol M	Schumann, Ralf	GER	594 p	*		Elim.
Pistola de tir ràpid - final M/Pistola de tiro ràpid - final M Pistolet vitesse olympique - finale M/Rapid fire pistol - final M	Schumann, Ralf	GER	885,0 p	*		Fin.
Carrabina 3 x 40 M/Carabina 3 x 40 M Carabine (3 x 40) M/SB free rifle 3 x 40 M	Hirvi, Juha Petter	FIN	1.172 p			Elim.
Carrabina 3 x 40 - final M/Carabina 3 x 40 - final M Carabine (3 x 40) - finale M/SB free rifle 3 x 40 - final M	Petikiane, Gratchia	EUN	1.267,4 p	*		Fin.
Blanc mòbil M/Blanco mòvil M Carabine cible mobile M/Running target M	Jakosits, Michael Georg	GER	580 p			Elim.
Blanc mòbil - final M/Blanco mòvil - final M Carabine cible mobile - finale M/Running target - final M	Jakosits, Michael Georg	GER	673,0 p	*		Fin.
Pistola d'aire F/Pistola de aire F Pistolet à air comprimé F/Air pistol W	Sekaric, Jasna	IOP	389 p			Elim.
Pistola d'aire - final F/Pistola de aire - final F Pistolet à air comprimé - finale F/Air pistol - final W	Logvinenko, Marina	EUN	486,4 p	*		Fin.
Pistola d'aire - final F/Pistola de aire - final F Pistolet à air comprimé - finale F/Air pistol - final W	Sekaric, Jasna	IOP	486,4 p =	486,4 p	1992	Fin.
Fossa olímpica/Foso olímpico Fosse/Trap	Kubec, Pavel	TCH	196 p			Elim.
Fossa olímpica - final/Foso olímpico - final Fosse - finale/Trap - final	Hrdlicka, Petr	TCH	219,0 p	*		Fin.
Fossa olímpica - final/Foso olímpico - final Fosse - finale/Trap - final	Watanabe, Kazumi	JPN	219,0 p =	219,0 p	1992	Fin.

* Els rècords anteriors no són comparables amb els actuals a causa d'un canvi en el sistema de competició.
* Los récords anteriores no son comparables con los actuales debido a un cambio en el sistema de competición.
* Comparaison avec les précédents records impossible en raison de la modification du système de compétition.
* Previous records cannot be compared with present ones as the competition system has changed.



Natació
 Natation

Natación
 Swimming













Prova/Prueba Épreuve/Event	Nom/Nombre Nom/Name	CON/CON CNO/NOC	Nou rècord/Nuevo récord Nouveau record/New record	Antic rècord/Antiguo récord Ancien record/Previous record	Any/Año Année/Year	Fase/Fase Phase/Phase
200 m lliure M/200 m libre M 200 m nage libre M/200 m freestyle M	Sadovi, Evgeni	EUN	1 min 46,74 s	1 min 47,25 s	1988	Him.
200 m lliure M/200 m libre M 200 m nage libre M/200 m freestyle M	Sadovi, Evgeni	EUN	1 min 46,70 s	1 min 46,74 s	1992	Fin.
100 m braça M/100 m braza M 100 m brasse M/100 m breaststroke M	Diebel, Nelson W.	USA	1 min 01,50s	1 min 01,65 s	1984	Fin.
400 m estils M/400 m estilos M 400 m quatre nages M/400 m medley M	Danyi, Tamás	HUN	4 min 14,23 s	4 min 14,75 s	1988	Fin.
200 m esquena M/200 m espalda M 200 m dos M/200 m backstroke M	López-Zubero, Martín	ESP	1 min 58,47 s	1 min 58,99 s	1984	Fin.
100 m esquena M/100 m espalda M 100 m dos M/100 m backstroke M	Tewksbury, Mark	CAN	53,98 s	54,51 s	1988	Fin.
200 m braça M/200 m braza M 200 m brasse M/200 m breaststroke M	Barrowman, Mike	USA	2 min 11,48 s	2 min 13,34 s	1984	Him.
50 m lliure M/50 m libre M 50 m nage libre M/50 m freestyle M	Popov, Aleksandr	EUN	21,91 s	22,14 s	1988	Fin.
200 m papallona M/200 m mariposa M 200 m papillon M/200 m butterfly M	Stewart, Mel	USA	1 min 56,26 s	1 min 56,94 s	1988	Fin.
100 m lliure F/100 m libre F 100 m nage libre F/100 m freestyle W	Thompson, Jennifer B	USA	54,69 s	54,79 s	1980	Elim.
100 m lliure F/100 m libre F 100 m nage libre F/100 m freestyle W	Zhuang, Yong	CHN	54,64 s	54,69 s	1992	Fin.
200 m braça F/200 m braza F 200 m brasse F/200 m breaststroke W	Iwasaki, Kyoko	JPN	2 min 26,65 s	2 min 26,71 s	1988	Fin.
100 m lliure F/100 m libre F 100 m nage libre F/100 m freestyle W	Zhuang, Yong	CHN	54,51 s	54,64 s	1980	4x100
100 m esquena F/100 m espalda F 100 m dos F/100 m backstroke W	Egerszegui, Krisztina	HUN	1 min 00,85 s	1 min 00,86 s	1980	Elim.
100 m esquena F/100 m espalda F 100 m dos F/100 m backstroke W	Egerszegui, Krisztina	HUN	1 min 00,68 s	1 min 00,85 s	1992	Fin.
100 m papallona F/100 m mariposa F 100 m papillon F/100 m butterfly W	Qian, Hong	CHN	58,62 s	59,00 s	1988	Fin.
200 m esquena F/200 m espalda F 200 m dos F/200 m backstroke W	Egerszegui, Krisztina	HUN	2 min 07,34 s	2 min 09,29 s	1991	Elim.
200 m esquena F/200 m espalda F 200 m dos F/200 m backstroke W	Egerszegui, Krisztina	HUN	2 min 07,06 s	2 min 07,34 s	1992	Fin.



Halterofília Halterofília
Haltérophilie Weightlifting

Prova/Prueba Épreuve/Event	Nom/Nombre Nom/Name	CON/CON CNO/NOC	Nou rècord/Nuevo récord Nouveau record/New record	Antic rècord/Antiguo récord Ancien record/Previous record	Any/Año Année/Year	Fase/Fase Phase/Phase
52 kg - Dos temps/52 kg - Dos tiempos 52 kg - Epaulé et jeté/52 kg - Clean and jerk	Ivanov, Ivan Ivanov	BUL	150,0 kg =	150,0 kg	1988	Fin.
56 kg - Arrencada/56 kg - Arrancada 56 kg - Arraché/56 kg - Snatch	Liu, Shoubin	CHN	130,0 kg	127,5 kg	1988	Fin.
56 kg - Arrencada/56 kg - Arrancada 56 kg - Arraché/56 kg - Snatch	Chun, Byung-Kwan	KOR	130,0 kg =	130,0 kg	1992	Fin.
56 kg - Arrencada/56 kg - Arrancada 56 kg - Arraché/56 kg - Snatch	Chun, Byung-Kwan	KOR	132,5 kg	130,0 kg	1992	Fin.
67,5 kg - Arrencada/67,5 kg - Arrancada 67,5 kg - Arraché/67,5 kg - Snatch	Militossian, Israel	EUN	155,0 kg =	155,0 kg	1988	Fin.
90 kg - Total/90 kg - Total 90 kg - Total/90 kg - Total	Sirtsov, Serguei	EUN	412,5 kg =	412,5 kg	1988	Fin.
90 kg - Total/90 kg - Total 90 kg - Total/90 kg - Total	Kakhiatvili, Kakhi	EUN	412,5 kg =	412,5 kg	1988	Fin.
90 kg - Arrencada/90 kg - Arrancada 90 kg - Arraché/90 kg - Snatch	Sirtsov, Serguei	EUN	190,0 kg	187,5 kg	1988	Fin.
100 kg - Arrencada/100 kg - Arrancada 100 kg - Arraché/100 kg - Snatch	Tregubov, Viktor	EUN	190,0 kg =	190,0 kg	1988	Fin.

Nombre de medallas per CON
 Número de medallas por CON
 Le tableau d'honneur par CNO
 The medal list by NOC

	 AR	 AT	 BA	 BB	 BM	 BO	 CA	 CY	 EQ	 FB	 FE	 GY
	O P B	O P B	O P B	O P B	O P B	O P B	O P B	O P B	O P B	O P B	O P B	O P B
EUN	2	7 11 3		1		1 1	1 1				1 2 2	10 5 5
USA		12 8 10		1 1		1 1 1	1 2	2	2			1 2 3
GER		4 1 5				2 1 1	7 2 2	4 2	3 2 2		2 1	1 2
CHN	1	1 1 2		1	1 4						1	2 4 2
CUB		2 1 4	1			7 2					1 1	
ESP	1	2 1 1				1		1		1		1
KOR	2 2	1			2 1 1	2						1
HUN						3	1 3 2				1 2	1 1
FRA	1	1					1 3	1 1	1		2 3	
AUS		2					1 1 1	1 4	2			
ITA		1					1 1	2 1			2 1	
CAN		1 1 1				1 1		1				
GBR	2	2 4				1	1	1				
ROM		1				1					1	2 1 2
TCH		2					1 1					
PRK						1 1						1
JPN		2	1									1 2
BUL		1 1				1 1	2 1					
POL		1				1	1 2			1	1	
NED		1				1 1		2 2	1 2			
KEN		2 4 2										
NOR							1 1					
TUR												
INA					2 2 1							
BRA												
GRE		1										
SWE		1					2 1					
NZL			1			1		1	1 1			
FIN	1	1				1 1						
DEN					1	1	1	1				
MAR		1 1				1						
IRL						1 1						
ETH		1 2										
ALG		1				1						
EST								1				
LTU		1		1								
SUI												
JAM		3 1										
NGR		1 1				2						
LAT							1	1				
AUT									1			
NAM		2										
RSA		1										
BEL								1				
CRO				1								
IOP												
IRI												
ISR												
TPE			1									
MEX		1										
PER												
SLO												
MGL						1						
ARG												
BAH			1									
COL			1									
PHI						1						
GHA										1		
MAS					1							
PAK												
PUR						1						
QAT			1									
SUR												
THA						1						

O=Or/Oro/Or/Gold P=Plata/Plata/Argent/Silver B=Bronze/Bronce/Bronze/Bronze


HB		HO		JU		MP		RO		SH		sw		TE		TT		VB		WL		WR		YA		TOTAL							
O	P	B	O	P	B	O	P	B	O	P	B	O	P	B	O	P	B	O	P	B	O	P	B	O	P	B	O	P	B	O	P	B	
1	1					2	2		1	1			1	5	2	1				6	5	3					45	38	29	EUN			
							1								2	1				2							37	34	37	USA			
			1	1					4	3	3		2	1							1	1					33	21	28	GER			
						1	2				1		2	2							3	2	1				16	22	16	CHN			
						1	1	3												1							14	6	11	CUB			
			1											1	1						2	1					13	7	2	ESP			
						1	1	2													5						12	5	12	KOR			
						1	2	1		1																	11	12	7	HUN			
			1				2	1	4																		8	5	16	FRA			
						1																					7	9	11	AUS			
																											6	5	8	ITA			
																											6	5	7	CAN			
						1	2	2																			5	3	12	GBR			
																											4	6	8	ROM			
																											4	2	1	TCH			
																											4		5	PRK			
																											3	8	11	JPN			
																											3	7	6	BUL			
																											3	6	10	POL			
																											2	6	7	NED			
																											2	4	2	KEN			
																											2	4	1	NOR			
																											2	2	2	TUR			
																											2	2	1	INA			
																											2	1		BRA			
																											2			GRE			
																											1	7	4	SWE			
																											1	4	5	NZL			
																											1	2	2	FIN			
																											1	1	4	DEN			
																											1	1	1	MAR			
																											1	1		IRL			
																											1		2	ETH			
																											1	1	1	ALG			
																											1	1	1	EST			
																											1	1	1	LTU			
																											1			SUI			
																											3	1		JAM			
																											3	1		NGR			
																											2	1		LAT			
																											2			AUT			
																											2			NAM			
																											2			RSA			
																											1	2		BEL			
																											1	2		CRO			
																											1	2		IOP			
																											1	2		IRI			
																											1	1		ISR			
																											1			TPE			
																											1			MEX			
																											1			PER			
																											2			SLO			
																											2			MGL			
																											1			ARG			
																											1			BAH			
																											1			COL			
																											1			PHI			
																											1			GHA			
																											1			MAS			
																											1			PAK			
																											1			PUR			
																											1			QAT			
																											1			SUR			
																											1			THA			

Els resultats

Los resultados

Les résultats

The results



AR

Tir amb arc

Tiro con arco

Tir à l'arc

Archery



	Català	Español	Français	English
Class.	Classificació	Clasificación	Classement	Classification
COMPETITOR	Competidor/a	Competidor/a	Concurrent/e	Competitor
Ctry.	Pais	Pais	Pays	Country
Dorsal	Dorsal	Dorsal	Dossard	Dorsal
Finals	Finals	Finales	Finales	Final
HITS	Impactes	Impactos	Impacts	Hits
m	Metres	Metros	Metres	Metres
Name	Nom	Nombre	Nom	Name
NOR	Nou rècord olímpic	Nuevo record olímpico	Nouveau record olympique	New Olympic Record
Number/No.	Número	Número	Numéro	Number
POSITION/P	Posició	Posición	Position	Position
Q	Qualificat/da	Calificado/a	Qualifié/e	Qualified
Qualifying	Ronda de classificació	Clasificatoria	De qualification	Qualifying
round	Ronda	Ronda	Série	Round
Team	Equip	Equipo	Équipe	Team
Total	Total	Total	Total	Total



Tir amb arc
Homes
Individual

Tiro con arco
Hombres
Individual

Tir à l'arc
Hommes
Individual

Archery
Men
Individual

Qualifying round

Class. Number	Name Ctry.	90m 70m	50m 30m	HITS	10 9	Total	
1 0085	CHUNG, JAE-HUN KOR	311 338	325 355	144	71 45	1329	Q
2 0035	CHIKAREV, VADIM EUN	318 330	319 356	144	62 53	1323	Q
3 0086	HAN, SEUNG-HOON KOR	304 334	328 352	144	61 54	1318	Q
4 0036	ECHEEV, VLADIMIR EUN	314 336	316 350	144	61 50	1316	Q
5 0001	FAIRWEATHER, SIMON JOHN AUS	308 319	336 352	144	62 53	1315	Q
6 0041	LIPPONEN, JARI MATTI FIN	313 329	324 346	144	55 59	1312	Q
7 0102	GROV, BERTIL MARTINUS NOR	299 328	329 355	144	62 50	1311	Q
8 0069	SETIJAWAN, HENDRA INA	307 329	326 347	144	54 60	1309	Q
9 0083	YAMAMOTO, HIROSHI JPN	307 323	326 352	144	59 50	1308	Q
10 0026	NIELSEN, GAMMELGAARD DEN	300 333	318 355	144	57 55	1306	Q
11 0072	RAM, LIMBA IND	293 337	325 351	143	61 54	1306	Q
12 0131	BARRS, JACK L USA	302 322	329 351	144	55 56	1304	Q
13 0091	ANCHONDO GARCIA, JOSE ANDRES MEX	303 322	327 350	144	53 63	1302	Q
14 0045	FLUTE, SEBASTIEN FRA	311 328	318 344	144	46 68	1301	Q
15 0002	GREENHAM, GRANT BRIAN AUS	303 319	332 344	144	48 61	1298	Q
16 0028	TOFT, HENRIK KROMANN DEN	295 333	319 347	144	55 51	1294	Q
17 0004	VERMEIREN, PAUL BEL	299 324	329 342	144	52 59	1294	Q
18 0032	VAZQUEZ MEGIDO, ANTONIO ESP	295 335	315 346	144	55 51	1291	Q
19 0089	LIM, HEE-SIK KOR	297 328	325 341	144	48 59	1291	Q
20 0053	TERRY, SIMON DUNCAN GBR	305 321	322 343	144	41 67	1291	Q
21 0042	POIKOLAINEN, TOMI JAAKKO FIN	298 328	311 353	144	61 42	1290	Q
22 0016	ROUSSEAU, CLAUDE CAN	297 324	320 345	144	55 45	1286	Q
23 0050	HALLARD, STEVEN LESLIE GBR	289 327	322 347	144	50 55	1285	Q
24 0039	ZABRODSKI, STANISLAV EUN	295 325	317 348	144	48 53	1285	Q
25 0017	FU, SHENGJUN CHN	284 332	326 342	144	49 55	1284	Q
26 0057	MARZOCH, FRANK GER	308 327	302 346	144	49 55	1283	Q
27 0076	RIVOLTA, ALESSANDRO ITA	292 319	321 348	144	56 47	1280	Q
28 0100	VERSTEGEN, ERWIN NED	298 318	317 346	144	48 54	1279	Q
29 0012	KRIEGER, VITOR AUGUSTO BRA	293 325	314 345	144	45 60	1277	Q
30 0133	JOHNSON, RICHARD A. USA	293 313	319 351	144	48 49	1276	Q
31 0044	FELIPE, BRUNO FRA	293 308	321 351	143	48 57	1273	Q

Class. Number	Name Ctry.	90m 70m	50m 30m	HITS	10 9	Total	
32 0075	PARENTI, ANDREA ITA	293 321	309 345	144	41 59	1268	Q
33 0116	MEDVED, SAMO SLO	281 318	319 348	144	49 50	1266	
34 0101	VOGELS, HENK NED	287 314	320 345	144	44 61	1266	
35 0013	IVANOV, IVAN IOTOV BUL	271 320	322 349	144	52 42	1262	
36 0104	GILEWSKI, JACEK POL	280 316	316 349	144	48 51	1261	
37 0094	ROJAS MEJIA, RICARDO MEX	281 320	315 345	144	48 42	1261	
38 0059	ROSICKE, MARC INGO GER	288 316	321 335	144	41 55	1260	
39 0074	DI BUO', ILARIO ITA	287 322	311 340	144	38 55	1260	
40 0134	MCKINNEY, RICHARD USA	272 316	322 350	143	54 44	1260	
41 0052	PRIESTMAN, RICHARD JOHN GBR	285 312	319 341	144	41 57	1257	
42 0031	MENENDEZ VALLIN, ALFONSO ESP	284 311	320 342	144	40 53	1257	
43 0056	LIPPOLDT, ANDREAS GER	285 301	327 343	142	46 59	1256	
44 0106	KWIECIEN, KONRAD POL	279 325	310 341	144	43 59	1255	
45 0030	HOLGADO ROMERO, JUAN CARLOS ESP	280 318	316 341	144	39 57	1255	
46 0128	ERSU, KEREM TUR	287 311	314 342	144	42 52	1254	
47 0082	OKU, NAOTO JPN	285 324	307 337	144	38 56	1253	
48 0003	HUNTER-RUSSELL, SCOTT AUS	285 310	320 337	143	49 46	1252	
49 0011	DUTRA E MELLO EMILIO, RENATO BRA	275 317	311 348	144	42 47	1251	
50 0127	ERBAY, VEDAT TUR	276 310	318 346	144	36 59	1250	
51 0018	HAO, WEI CHN	285 318	307 339	144	47 41	1249	
52 0033	KIVILO, RAUL EST	262 320	321 342	144	47 53	1245	
53 0071	LALREMSANGA, CHHANGTE IND	280 316	314 333	144	40 52	1243	
54 0107	NAPLOSZEK, SLAWOMIR POL	279 319	303 342	144	40 51	1243	
55 0096	CAMPS, BERNY NED	285 309	309 339	144	40 44	1242	
56 0048	TAUPIN BOURGEONNIER, MICHAEL FRA	272 316	301 343	144	41 44	1232	
57 0040	FALCK, ISMO KALEVI FIN	276 302	306 347	144	39 43	1231	
58 0019	LIANG, QIANG CHN	280 305	311 335	144	38 49	1231	
59 0125	EDIZ, OZCAN TUR	274 311	313 331	144	32 55	1229	
60 0014	CADIEUX, SYLVAIN CAN	283 309	304 331	144	35 47	1227	
61 0081	NISHIKAWA, KIYOKAZU JPN	271 311	314 329	144	38 48	1225	
62 0073	LYNCH, NOEL IRL	242 320	317 346	143	40 54	1225	



Tir amb arc
Homes
Individual

Tiro con arco
Hombres
Individual

Tir à l'arc
Hommes
Individuel

Archery
Men
Individual

Class. Number	Name Ctry.	90m 70m	50m 30m	HITS	10 9	Total
63	JUBZANG, JUBZANG	271	306	144	37	1221
0005	BHU	308	336		45	
64	RYTTER, JAN CHRISTIAN	265	304	143	38	1217
0027	DEN	307	341		52	
65	HAMOR, MARTIN	272	300	144	34	1215
0121	TCH	310	333		40	
66	DAMOR, DHULCHAND	273	291	144	41	1212
0070	IND	310	338		48	
67	BUSTANI BARRIENTOS, OMAR	253	300	140	34	1192
0093	MEX	306	333		50	
68	TODD, MALCOLM GEOFFREY	273	267	144	32	1188
0115	RSA	308	340		48	
69	FUNG, YICK	264	288	144	30	1188
0062	HKG	301	335		48	

Class. Number	Name Ctry.	90m 70m	50m 30m	HITS	10 9	Total
70	ROBITAILLE, JEANNOT	266	294	144	29	1188
0015	CAN	288	340		46	
71	TENZIN, KARMA	229	296	143	27	1162
0007	BHU	302	335		44	
72	CABRAL, LUIS FRANCIS MENDIOLA	235	296	144	30	1147
0061	GUM	287	329		39	
73	TURA, PAOLO	234	278	144	22	1130
0117	SMR	288	330		39	
74	SIMONIS, SIMON	238	270	144	21	1117
0025	CYP	286	323		35	
75	TSHERING, PEMA	210	266	141	17	1069
0009	BHU	284	309		35	

Dorsal	Name	Ctry.	90m	50m	HITS	10	Total
85	CHUNG, JAE-HUN	KOR	85				
75	PARENTI, ANDREA	ITA	110	106		85	
28	TOFT, HENRIK	DEN	4		BEL	111	102
4	VERMEIREN, PAUL	BEL	101	97			
83	YAMAMOTO, H.	JPN	39		EUN		
39	ZABRODSKI, S.	EUN	108	106		69	INA
17	FU, SHENGJUN	CHN	69		INA	104	102
69	SETIJAWAN, H.	INA	106	96			
1	FAIRWEATHER, S.	AUS	100		NED		
100	VERSTEGEN, M.	NED	107	98		131	USA
42	POIKOLAINEN, T.	FIN	131		USA	106	104
131	BARRS, JAY	USA	106	100			
91	ANCHONDO, JOSE	MEX	53		GBR		
53	TERRY, SIMON	GBR	105	94		53	GBR
12	KRIEGER, VITOR	BRA	36		EUN	104	102
36	ECHEEV, VLADIMIR	EUN	106	95			
86	HAN, SEUNG-HOON	KOR	86		KOR		
133	JOHNSON, RICHARD	USA	107	106		45	FRA
89	LIM, HEE-SIK	KOR	45		FRA	106	97
45	FLUTE, SEBASTIEN	FRA	107	102			
72	RAM, LIMBA	IND	16		CAN		
16	ROUSSEAU, CLAUDE	CAN	102	100		41	FIN
76	RIVOLTA, A.	ITA	41		FIN	102	99
41	LIPPONEN, JARI	FIN	110	101			
102	GROV, BERTIL	NOR	102		NOR		
57	MARZOCH, FRANK	GER	106	94		102	NOR
50	HALLARD, STEVEN	GBR	50		GBR	104	99
26	NIELSEN, G.	DEN	103	98			
2	GREENHAM, G.	AUS	2		AUS		
32	VAZQUEZ, ANTONIO	ESP	100	96		35	EUN
44	FELIPE, BRUNO	FRA	35		EUN	102	94
35	CHIKAREV, VADIM	EUN	103	102			

102	NOR		
3-4	POSITION	53	GBR
		109	103



Tir amb arc
Homes
Equips

Tiro con arco
Hombres
Equipos

Tir à l'arc
Hommes
Équipes

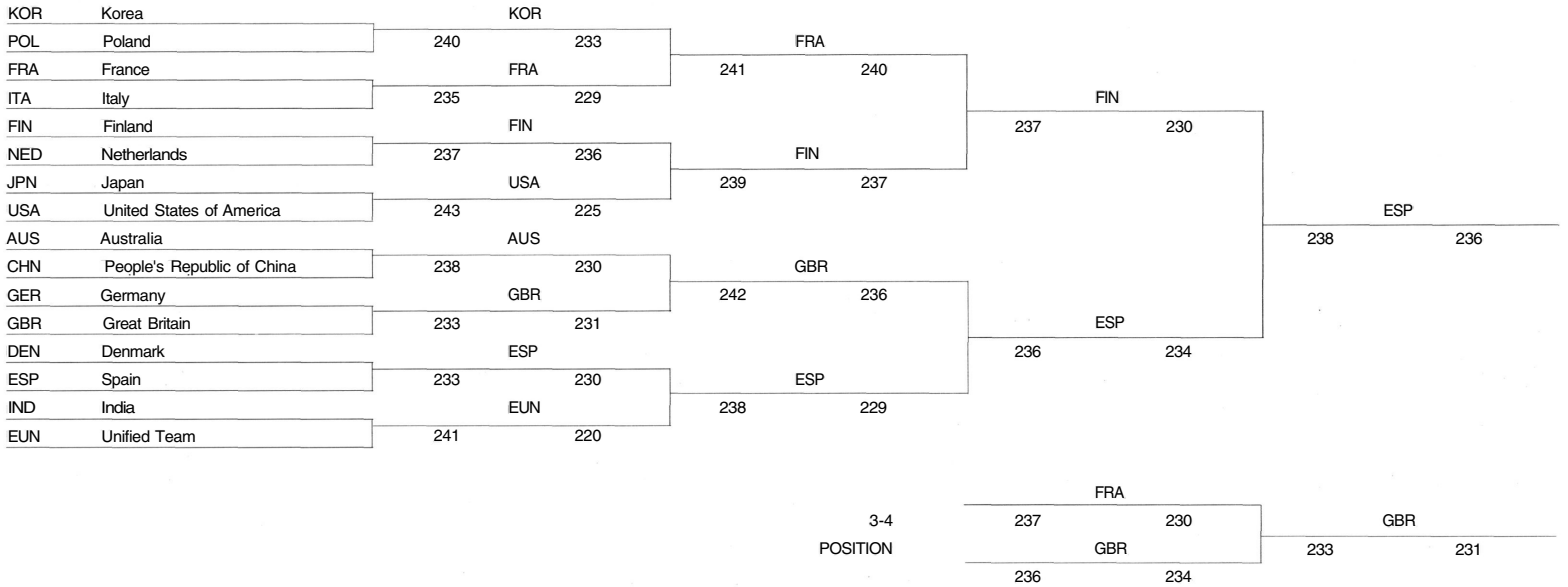
Archery
Men
Team

Qualifying round

Class.	Team	90m	50m	HITS	10	Total		
		70m	30m		9			
1	KOR Korea	912	978	432	180	3938	NOR	Q
		1000	1048		158			
2	EUN Unified Team	927	952	432	171	3924		Q
		991	1054		156			
3	AUS Australia	896	988	431	159	3865		Q
		948	1033		160			
4	USA United States of America	867	970	431	157	3840		Q
		951	1052		149			
5	FIN Finland	887	941	432	155	3833		Q
		959	1046		144			
6	GBR Great Britain	879	963	432	132	3833		Q
		960	1031		179			
7	DEN Denmark	860	941	431	150	3817		Q
		973	1043		158			
8	ITA Italy	872	941	432	135	3808		Q
		962	1033		161			
9	FRA France	876	940	431	135	3806		Q
		952	1038		169			
10	ESP Spain	859	951	432	134	3803		Q
		964	1029		161			

Class.	Team	90m	50m	HITS	10	Total		
		70m	30m		9			
11	GER Germany	881	950	430	136	3799		Q
		944	1024		169			
12	NED Netherlands	870	946	432	132	3787		Q
		941	1030		159			
13	JPN Japan	863	947	432	135	3786		Q
		958	1018		154			
14	CHN People's Republic of China	849	944	432	134	3764		Q
		955	1016		145			
15	IND India	846	930	431	142	3761		Q
		963	1022		154			
16	POL Poland	838	929	432	131	3759		Q
		960	1032		161			
17	MEX Mexico	837	942	428	135	3755		
		948	1028		155			
18	TUR Turkey	837	945	432	110	3733		
		932	1019		166			
19	CAN Canada	846	918	432	119	3701		
		921	1016		138			
20	BHU Bhutan	710	868	428	81	3452		
		894	980		124			

Team



**Tir amb arc**Dones
Individual**Tiro con arco**Mujeres
Individual**Tir à l'arc**Dames
Individual**Archery**Women
Individual

Qualifying round

Class. Number	Name Ctry.	70m 60m	50m 30m	HITS	10 9	Total	
1	CHO, YOUN-JEONG	338	338	144	88	1375	Q
0084	KOR	345	354		50		
2	KIM, SOO-NYUNG	330	336	144	79	1364	Q
0087	KOR	341	357		55		
3	LEE, EUN-KYUNG	331	333	144	80	1355	Q
0088	KOR	339	352		46		
4	VALEEVA, NATALIA	320	332	144	75	1346	Q
0038	EUN	341	353		46		
5	PARKER, DENISE	328	325	144	60	1333	Q
0136	USA	331	349		65		
6	KVRIVICHVILI, KHATOUNA	321	329	144	66	1326	Q
0037	EUN	331	345		54		
7	WILLIAMSON, ALISON	318	325	144	65	1323	Q
0054	GBR	331	349		50		
8	LAI, FANG-MEI	320	328	144	56	1323	Q
0122	TPE	330	345		63		
9	BONAL, SEVERINE	313	326	144	64	1321	Q
0043	FRA	334	348		53		
10	NOWICKA, JOANNA	311	329	144	56	1315	Q
0108	POL	334	341		66		
11	MA, XIANGJUN	316	319	144	56	1313	Q
0020	CHN	328	350		57		
12	NASARIDZE CAKIR, NATALIA	313	324	144	49	1307	Q
0129	TUR	331	339		64		
13	ARJANNIKOVA, LIODMILA	318	315	144	59	1306	Q
0034	EUN	325	348		45		
14	KIM, JONG HWA	303	323	144	59	1305	Q
0111	PRK	334	345		53		
15	TESTA, MARIA RACHELE	317	311	144	58	1304	Q
0077	ITA	328	348		48		
16	KOVACS, JUDIT	310	327	144	52	1304	Q
0064	HUN	320	347		61		
17	WANG, HONG	314	304	144	55	1302	Q
0021	CHN	337	347		52		
18	LIN, YI-YIN	310	316	144	48	1302	Q
0123	TPE	331	345		65		
19	WANG, XIAOZHU	294	328	144	53	1295	Q
0022	CHN	331	342		58		
20	O'DONNELL, JENNIFER LYNN	306	320	144	44	1295	Q
0135	USA	322	347		64		
21	SJOWALL, JENNY	313	314	144	48	1293	Q
0120	SWE	324	342		59		
22	SOUSA, ANA	297	321	144	51	1288	Q
0110	POR	334	336		55		
23	HIBON, NATHALIE	301	315	144	42	1285	Q
0047	FRA	330	339		67		
24	LI, MYONG GUM	309	306	144	40	1281	Q
0112	PRK	325	341		67		
25	VERSTEGEN,CHRISTEL	295	308	144	49	1275	Q
0099	NED	327	345		50		
26	DJERF, LISELOTTE	308	303	144	41	1275	Q
0118	SWE	321	343		60		
27	VAN ROZENDAAL, JACQUELINE	303	311	144	42	1271	Q
0098	NED	315	342		59		
28	OKTEM, ZEHRA	295	311	144	40	1271	Q
0130	TUR	328	337		60		
29	BLOCK, SHERRY LYNN	314	309	144	40	1271	Q
0132	USA	307	341		55		
30	PANDIANGAN, PURNAMA	294	308	144	46	1270	Q
0068	INA	327	341		50		
31	KOROTKIN, EDYTA	297	309	144	48	1270	Q
0105	POL	322	342		56		

Class. Number	Name Ctry.	70m 60m	50m 30m	HITS	10 9	Total	
32	OTGON, JARGAL	304	305	144	45	1270	Q
0095	MGL	317	344		54		
33	LANTANG, NURFITRIYANA	306	312	144	45	1270	
0067	INA	316	336		53		
34	PERSSON, KRISTINA	300	313	144	42	1266	
0119	SWE	310	343		56		
35	SZENDEI, MARINA	292	304	144	43	1265	
0065	HUN	327	342		50		
36	EDENS, JO	304	312	144	38	1264	
0049	GBR	314	334		59		
37	JOHNSTONE, FAYE BARBARA L.	302	295	144	46	1261	
0103	NZL	323	341		49		
38	GOERGEN-PHILIPP, JEANNETTE	286	314	144	44	1261	
0090	LUX	316	345		54		
39	EKSI, ELIF	282	319	144	37	1258	
0126	TUR	316	341		66		
40	GELANTEH, RUSENA	299	296	144	44	1257	
0066	INA	318	344		45		
41	GABILLARD, CHRISTINE	290	304	144	44	1254	
0046	FRA	320	340		47		
41	FERNANDEZ SUAREZ, TERESA	283	306	144	44	1254	
0029	ESP	323	342		47		
43	HANSCHEN, ASTRID	297	304	144	39	1245	
0055	GER	306	338		49		
44	PFOHL, CORNELIA	288	299	143	36	1239	
0058	GER	319	333		53		
45	BRETON GOMEZ, GONZALA	298	293	144	35	1230	
0092	MEX	310	329		46		
46	HARRIS, SYLVIA	281	297	144	32	1230	
0051	GBR	322	330		56		
47	NAKAGOMI, KEIKO	290	290	144	34	1229	
0080	JPN	317	332		51		
48	FUJITA, REIKO	285	303	144	23	1228	
0078	JPN	317	323		64		
49	IKEDA, YUKIKO	288	294	144	39	1223	
0079	JPN	301	340		43		
50	OKRZESIK, IWONA	282	293	144	35	1223	
0109	POL	310	338		49		
51	LIU, PI-YU	290	301	144	30	1222	
0124	TPE	306	325		53		
52	SIN, SONG HUI	301	302	144	27	1215	
0113	PRK	303	309		48		
53	WAGNER, MARION	279	286	144	36	1207	
0060	GER	310	332		42		
54	KISS, TIMEA	281	294	144	33	1207	
0063	HUN	300	332		42		
55	ECHAVARRIA DUEÑAS, MARIA V.	284	272	144	30	1201	
0023	COL	319	326		44		
56	SCHENK, RITA	267	293	142	31	1184	
0114	RSA	292	332		46		
57	OBREGON JIMENEZ, PATRICIA	247	289	142	22	1164	
0024	CRC	295	333		45		
58	TSHOMO, KARMA	259	277	144	24	1160	
0010	BHU	298	326		40		
59	VANDYCK,ADRIANA	273	265	144	30	1154	
0097	NED	297	319		36		
60	TSHERING, PEM	254	269	144	20	1129	
0008	BHU	292	314		40		
61	LHAMU, NAMGYAL	224	258	140	17	1047	
0006	BHU	252	313		31		

AT

Atletisme

Atletismo

Athlétisme

Athletics



	Catala	Espanol	Français	English
AB/A	Abandó	Abandono	Abandon	Abandoned
Competitor	Competidor/a	Competidor/a	Concurrent/e	Competitor
COUNTRY/CTRY.	País	País	Pays	Country
DISCUS/DISC.	Llançament de disc	Lanzamiento de disco	Disque	Discus
DQ	Desqualificat/da	Descalificado/a	Disqualifié/e	Disqualified
FINAL	Final	Final	Finale	Final
GROUP	Grup	Grupo	Groupe	Group
HEAT	Sèrie	Serie	Série	Heat
HIGH JUMP	Salt d'alçada	Salto de altura	Saut en hauteur	High jump
HURDLES/HURDL	Tanques	Vallas	Haies	Hurdles
INTERMEDIATE TIME/S	Temps de pas	Tiempo/s parcial/es	Temps intermédiaire/s	Intermediate time/s
JAVELIN	Llançament de javelina	Lanzamiento de jabalina	Javelot	Javelin
km	Kilòmetres	Kilómetros	Kilometres	Kilometres
LONG JUMP	Salt de llargada	Salto de longitud	Saut en longueur	Long jump
m	Metres	Metros	Metres	Meters
No.	Número	Número	Numéro	Number
NP/N	No presentat/da	No presentado/a	Ne s'est pas présenté/e	Not Present
OR	Rècord olímpic	Record Olímpico	Record olympique	Olympic Record
POINTS/Points	Punts	Puntos	Points	Points
POLE VAULT	Salt de perxa	Salto de pértiga	Saut à la perche	Pole vault
POS./pos.	Posició	Posición	Position	Position
Q	Qualificat/da	Calificado/a	Qualifié/e	Qualified
q	Qualificat/da per temps	Calificado/a por tiempo	Qualifié/e au temps	Qualified by time
QUALIFYING	Qualificació	Calificación	Qualification	Qualifying
RESULT	Resultat	Resultado	Resultat	Result
RK	Rànquing	Clasificación	Classement	Ranking
ROUND	Ronda	Ronda	Tour	Round
SEMI-FINAL	Semifinal	Semifinal	Demi-finale	Semi-final
SHOT PUT	Llançament de pes	Lanzamiento de peso	Poids	Shot put
Time	Temps	Tiempo	Temps	Time
TOT. PTS.	Total punts	Total puntos	Total points	Total points
TOTAL	Total	Total	Total	Total
WR	Rècord mundial	Record mundial	Record du monde	World Record
-	Intent renunciat	Intento renunciado	Essai non tenté	No attempt
O	Intent vàlid	Intento válido	Essai valable	Valid attempt
X	Intent nul	Intento nulo	Essai manqué	Failed attempt



Atletismo
Hombres
100 m lisos

Atletismo
Hombres
100 m lisos

Athlétisme
Hommes
100 m

Athletics
Men
100 m

ROUND 1
HEAT 1

POS. No.	COMPETITOR	CTRY.	RESULT	
1	1675 BURRELL, LEROY RUSSEL	USA	10.21	Q
2	1078 INOUE, SATORU	JPN	10.48	Q
3	311 ZIRIGNON, JEAN OLIVIER	CIV	10.55	Q
4	678 JANNEH, ABDOULIE	GAM	10.71	
5	1310 ILLIASSOU, HASSANE	NIG	10.73	
6	166 JUMA, KHALID JUMA E.	BRN	10.80	
7	910 ZELAYA GARCIA, J. EMILSO	HON	11.02	
8	903 ROUMAIN, CLAUDE	HAI	11.07	

ROUND 1
HEAT 2

POS. No.	COMPETITOR	CTRY.	RESULT	
1	1738 MITCHELL, DENNIS A.	USA	10.21	Q
2	557 SAVIN, VITALY	EUN	10.29	Q
3	316 NCHINDA, SAMUEL	CMR	10.41	Q
4	776 ENVELA MAHUA, GUSTAVO	GEQ	10.65	
5	1346 AGUILAR MEJIA, FLORENCIO	PAN	10.89	
6	1525 CANTI, DOMINIQUE FABIEN	SMR	11.14	
	675 TAYOT, CHARLES	GAB	AB	
	70 BERGER, ANDREAS	AUT	DQ	

ROUND 1
HEAT 3

POS. No.	COMPETITOR	CTRY.	RESULT	
1	695 CHRISTIE, LINFORD	GBR	10.48	Q
2	152 OLIVEIRA SILVA, ARNALDO	BRA	10.55	Q
3	662 SANGOUMA, DANIEL	FRA	10.63	Q
4	1643 BOLDON, ATO	TRI	10.77	
5	1342 ARIF HUSSAIN	PAK	10.83	
6	1824 MUYABA, FABIAN	ZIM	10.84	
7	111 DANGBO, PASCAL	BEN	11.03	
8	326 DALEY COLPHON, HENRY	CRC	11.11	

ROUND 1
HEAT 4

POS. No.	COMPETITOR	CTRY.	RESULT	
1	1272 FREDERICKS, FRANK	NAM	10.29	Q
2	681 ADAM, MARCUS	GBR	10.57	Q
3	231 MAHORN, ATLEE ANTHONY	CAN	10.64	Q
4	1640 LAWSON, BOEVI YOULOU	TOG	10.69	
5	1536 DISSANAYAKE, S. S.	SRI	10.87	
6	891 SIMEON, GABRIEL	GRN	11.10	
7	1542 SAKAK, ADAM HASSAN	SUD	11.12	
8	1584 STEWART, ROBINSON DAVID	SWZ	11.20	

ROUND 1
HEAT 5

POS. No.	COMPETITOR	CTRY.	RESULT	
1	1064 STEWART, RAYMOND D.	JAM	10.61	Q
2	109 STEVENS, PATRICKS	BEL	10.63	Q
3	874 MYLES-MILLS, JOHN	GHA	10.64	Q
4	977 HODGE, NEVILLE GOMEZ	ISV	10.71	
5	96 ATKINS, HENRICO	BAR	10.83	
6	92 AMBIA, GOLAM	BAN	11.06	
7	583 QORO, GABRIELI	FUJ	11.14	
8	320 SHERWIN, MARK DENNIS	COK	11.53	

ROUND 1
HEAT 6

POS. No.	COMPETITOR	CTRY.	RESULT	
1	1299 EZINWA, DAVIDSON	NGR	10.31	Q
2	226 JOHNSON, B. SINCLAIR	CAN	10.55	Q
3	864 AKOGYIRAM, ERIC	GHA	10.60	Q
4	454 TRAPERIO HIDALGO, J. J.	ESP	10.64	
5	1661 OTIM, JOEL	UGA	10.94	
6	892 DIAKITE, SORYBA	GUI	11.10	
7	1267 NOUROUDINE, OULD M.	MTN	11.22	
8	1224 SHAGEEF, AHMED	MDV	11.36	

ROUND 1
HEAT 7

POS. No.	COMPETITOR	CTRY.	RESULT	
1	1294 ADENIKEN, OLAPADE	NGR	10.36	Q
2	1436 AL-RAHEEM.T.	QAT	10.43	Q
3	1547 BURKART, STEFAN	SUI	10.67	Q
4	1636 WATANASIN, VISUT	THA	10.72	
5	157 SILVA, ANDRE DOMINGOS	BRA	10.78	
6	203 NGBOGO, VALENTIN	CAF	10.79	
7	1357 MANANA, BERNARD	PNG	11.35	
8	1164 SACPRASEUTH, SITHIXAY	LAO	12.02	

ROUND 1
HEAT 8

POS. No.	COMPETITOR	CTRY.	RESULT	
1	1302 IMOH, CHIDI	NGR	10.47	Q
2	1451 COJOCARU, DANIEL	ROM	10.57	Q
3	1519 TURAY, SANUSI	SLE	10.58	Q
4	1135 ONDIEK, KENNEDY	KEN	10.60	
5	253 STREETE-THOMPSON, K.	CAY	10.78	
6	257 N KOUA, DAVID	CGO	10.96	
7	118 GILL, EMERY PAUL	BIZ	11.51	
8	1340 AL-MOAMARI, A.	OMA	11.58	

ROUND 1
HEAT 9

POS. No.	COMPETITOR	CTRY.	RESULT	
1	646 MORINIERE, MAX	FRA	10.36	Q
2	247 SURIN, BRUNY	CAN	10.37	Q
3	876 TUFFOUR, EMMANUEL	GHA	10.45	Q
4	1096 SUGIMOTO, TATSUO	JPN	10.56	
5	905 KU, WAI-MING	HKG	10.74	
6	1612 KOULA, TOLUTAU	TGA	10.85	
7	18 FERRAZ, AFONSO PEDRO G.	ANG	11.32	
8	1791 WAMILEE, FLETCHER W.	VAN	11.41	

ROUND 1
HEAT 10

POS. No.	COMPETITOR	CTRY.	RESULT	
1	138 DA SILVA, ROBSON C.	BRA	10.24	Q
2	1783 WITHERSPOON, MARK	USA	10.27	Q
3	504 GALKIN, PAVEL	EUN	10.43	Q
4	376 ZISIMIDES, YIANNIS	CYP	10.51	q
5	1074 AOTO, SHINJI	JPN	10.54	q
6	1502 SECK, CHARLES LOUIS	SEN	10.57	
7	1253 DIARRA, OUSMANE	MLI	10.87	
8	1181 SHEBE, BOTHLOKO	LES	10.94	
	194 TRAORE ZEBBA, PATRICE	BUR	AB	

ROUND 2
HEAT 1

POS. No.	COMPETITOR	CTRY.	RESULT	
1	1783 WITHERSPOON, MARK	USA	10.19	Q
2	138 DA SILVA, ROBSON C.	BRA	10.29	Q
3	1436 MANSOOR AL-RAHEEM, T.	QAT	10.32	Q
4	646 MORINIERE, MAX	FRA	10.34	Q
5	681 ADAM, MARCUS	GBR	10.35	
6	504 GALKIN, PAVEL	EUN	10.37	
7	864 AKOGYIRAM, ERIC	GHA	10.68	
8	231 MAHORN, ATLEE ANTHONY	CAN	10.77	

ROUND 2
HEAT 2

POS. No.	COMPETITOR	CTRY.	RESULT	
1	1272 FREDERICKS, FRANK	NAM	10.13	Q
2	247 SURIN, BRUNY	CAN	10.24	Q
3	557 SAVIN, VITALY	EUN	10.33	Q
4	1299 EZINWA, DAVIDSON	NGR	10.38	Q
5	874 MYLES-MILLS, JOHN	GHA	10.41	
6	1547 BURKART, STEFAN	SUI	10.57	
7	316 NCHINDA, SAMUEL	CMR	10.58	
8	109 STEVENS, PATRICK	BEL	10.69	

ROUND 2
HEAT 3

POS. No.	COMPETITOR	CTRY.	RESULT	
1	1738 MITCHELL, DENNIS A.	USA	10.22	Q
2	1294 ADENIKEN, OLAPADE	NGR	10.22	Q
3	876 TUFFOUR, EMMANUEL	GHA	10.31	Q
4	1064 STEWART, RAYMOND D.	JAM	10.36	Q
5	1078 INOUE, SATORU	JPN	10.50	
6	1451 COJOCARU, DANIEL	ROM	10.57	
7	662 SANGOUMA, DANIEL	FRA	10.64	
8	376 ZISIMIDES, YIANNIS	CYP	10.65	

ROUND 2
HEAT 4

POS. No.	COMPETITOR	CTRY.	RESULT	
1	695 CHRISTIE, LINFORD	GBR	10.07	Q
2	1675 BURRELL, LEROY RUSSEL	USA	10.08	Q
3	1302 IMOH, CHIDI	NGR	10.21	Q
4	226 JOHNSON, BENJAMIN S.	CAN	10.30	Q
5	1519 TURAY, SANUSI	SLE	10.40	
6	152 OLIVEIRA SILVA, ARNALDO	BRA	10.47	
7	1074 AOTO, SHINJI	JPN	10.53	
8	311 ZIRIGNON, JEAN OLIVIER	CIV	10.54	

SEMI-FINAL
HEAT 1

POS. No.	COMPETITOR	CTRY.	RESULT	
1	1675 BURRELL, LEROY RUSSEL	USA	9.97	Q
2	695 CHRISTIE, LINFORD	GBR	10.00	Q
3	1738 MITCHELL, DENNIS A.	USA	10.10	Q
4	1299 EZINWA, DAVIDSON	NGR	10.23	Q
5	1302 IMOH, CHIDI	NGR	10.30	
6	138 DA SILVA, ROBSON C.	BRA	10.32	
7	557 SAVIN, VITALY	EUN	10.33	
8	226 JOHNSON, BENJAMIN S.	CAN	10.70	



Atletisme
Homes
100 m lisos

Atletismo
Hombres
100 m lisos

Athlétisme
Hommes
100 m

Athletics
Men
100 m

SEMI-FINAL
HEAT 2

POS. No.	COMPETITOR	CTRY.	RESULT	
1	1272 FREDERICKS, FRANK	NAM	10.17	Q
2	247 SURIN, BRUNY	CAN	10.21	Q
3	1294 ADENIKEN, OLAPADE	NGR	10.28	Q
4	1064 STEWART, RAYMOND D.	JAM	10.33	Q
5	1436 MANSOOR AL-RAHEEM, T.	QAT	10.34	
6	876 TUFFOUR, EMMANUEL	GHA	10.34	
7	646 MORINIERE, MAX	FRA	10.42	
	1783 WITHERSPOON, MARK	USA	AB	

FINAL

POS. No.	COMPETITOR	CTRY.	RESULT	
1	695 CHRISTIE, LINFORD	GBR	9.96	
2	1272 FREDERICKS, FRANK	NAM	10.02	
3	1738 MITCHELL, DENNIS A.	USA	10.04	
4	247 SURIN, BRUNY	CAN	10.09	
5	1675 BURRELL, LEROY RUSSEL	USA	10.10	
6	1294 ADENIKEN, OLAPADE	NGR	10.12	
7	1064 STEWART, RAYMOND D.	JAM	10.22	
8	1299 EZINWA, DAVIDSON	NGR	10.26	



Atletisme
Homes
200 m lisos

Atletismo
Hombres
200 m lisos

Athlétisme
Hommes
200 m

Athletics
Men
200 m

ROUND 1
HEAT 1

POS. No.	COMPETITOR	CTRY.	RESULT	
1	1272 FREDERICKS, FRANK	NAM	20.74	Q
2	70 BERGER, ANDREAS	AUT	21.02	Q
3	1429 GUILBE ALOMAR, EDGARDO	PUR	21.75	Q
4	975 DICKERSON, WENDELL D.	ISV	21.78	
5	1181 SHEBE, BOTHLOKO	LES	21.96	
6	579 BAIBAI, APISAI DRIU	FIJ	22.07	
7	256 MAKANGA, MEDARD	CGO	22.18	

ROUND 1
HEAT 2

POS. No.	COMPETITOR	CTRY.	RESULT	
1	1720 JOHNSON, MICHAEL D.	USA	20.80	Q
2	109 STEVENS, PATRICK	BEL	20.93	Q
3	144 DE MENEZES, SERGIO M.	BRA	21.17	Q
4	1660 OGOLA, FRANCIS	UGA	21.29	q
5	423 GOMEZ CAMPUZANO, M. A.	ESP	21.46	q
6	316 NCHINDA, SAMUEL	CMR	21.50	
7	1536 DISSANAYAKE, SRIYANTHA S.	SRI	21.61	

ROUND 1
HEAT 3

POS. No.	COMPETITOR	CTRY.	RESULT	
1	1303 KAYODE, OLUYEMI	NGR	20.42	Q
2	231 MAHORN, ATLEE ANTHONY	CAN	21.01	Q
3	1640 LAWSON, BOEVI YOU LOU	TOG	21.05	Q
4	305 LAGAZANE, OUATTARA	CIV	21.13	q
5	1120 KIPKEMBOI, SIMEON	KEN	21.57	
6	1826 JOVKOVIC, DEJAN	IOP	21.77	
7	895 SY SAVANE, AMADOU	GUI	21.86	
8	910 ZELAYA GARCIA, JAIME E.	HON	22.05	

ROUND 1
HEAT 4

POS. No.	COMPETITOR	CTRY.	RESULT	
1	1668 BATES, MICHAEL	USA	20.91	Q
2	657 QUENEHERVE, GILLES	FRA	20.99	Q
3	1135 ONDIEK, KENNEDY	KEN	21.04	Q
4	1615 BOONRAT, SEKSARN	THA	21.39	Q
5	1796 COOMBS, ESWORT	VIN	22.07	
6	1165 SILIPHONE, BOUNHOM	LAO	23.64	
	657 QUENEHERVE, GILLES	FRA	DQ	
	18 FERRAZ, AFONSO	ANG	NP	

ROUND 1
HEAT 5

POS. No.	COMPETITOR	CTRY.	RESULT	
1	1451 COJOCARU, DANIEL	ROM	21.20	Q
2	695 CHRISTIE, LINFORD	GBR	21.23	Q
3	1547 BURKART, STEFAN	SUI	21.33	Q
4	1477 NZIMANDE, TSHAKILE	RSA	21.43	q
5	1613 MAFI, MATEAKI F.	TGA	22.05	
6	679 MRIKONG, LAMIN	GAM	22.33	
7	328 FOSTER HUTCHINSON, R.	CRC	22.47	
8	1338 AL-KHALDI, ABDULLA SALIM	OMA	22.48	

ROUND 1
HEAT 6

POS. No.	COMPETITOR	CTRY.	RESULT	
1	681 ADAM, MARCUS	GBR	20.62	Q
2	173 ANTONOV, NIKOLAI	BUL	20.94	Q
3	867 BOATENG, SAMUEL NELSON	GHA	21.03	Q
4	96 ATKINS, HENRICO	BAR	21.28	q
5	1643 BOLDON, ATO	TRI	21.65	
6	93 CHOUDHURY, S.	BAN	21.88	
7	1359 SELOT, KAMINIEL	PNG	22.36	
8	1311 KIMBA, BOUREIMA	NIG	22.49	

ROUND 1
HEAT 7

POS. No.	COMPETITOR	CTRY.	RESULT	
1	1294 ADENIKEN, OLAPADE	NGR	20.79	Q
2	1071 WRIGHT JR., CLIVE	JAM	20.98	Q
3	510 IVANOV, EDVIN	EUN	21.10	Q
4	376 ZISIMIDES, YIANNIS	CYP	21.51	
5	1524 CANTI, ALDO	SMR	21.69	
6	891 SIMEON, GABRIEL	GRN	22.09	
7	22 HUGHES, KENMORE H.	ANT	22.18	

ROUND 1
HEAT 8

POS. No.	COMPETITOR	CTRY.	RESULT	
1	31 CAPOBIANCO, DEAN	AUS	20.86	Q
2	1567 ERIKSSON, TORBJORN	SWE	21.08	Q
3	1503 TAMBA, IBRAHIM	SEN	21.25	Q
4	1435 AL-KUWARI, SAAD MUFTAH	QAT	21.87	
5	1542 SAKAK, ADAM HASSAN	SUD	21.96	
6	1584 STEWART, ROBINSON DAVID	SWZ	21.97	
	672 TROUBAL, JEAN CHARLES	FRA	AB	
	778 MATALA, JUAN	GEQ	DQ	

ROUND 1
HEAT 9

POS. No.	COMPETITOR	CTRY.	RESULT	
1	750 REGIS, JOHN PAUL LYNDON	GBR	20.63	Q
2	160 TELLES DE SOUZA, SIDNEY	BRA	20.72	Q
3	876 TUFFOUR, EMMANUEL	GHA	21.07	Q
4	1511 DOVE-EDWIN, HORACE	SLE	21.38	q
5	166 JUMA, KHALID JUMA	BRN	21.55	
6	193 PALE, HAROUNA	BUR	21.65	
7	1264 DIENG, BOUBOUT	MTN	22.75	

ROUND 1
HEAT 10

POS. No.	COMPETITOR	CTRY.	RESULT	
1	1734 MARSH, MIKE	USA	20.38	Q
2	1645 DE SILVA, NEIL	TRI	20.89	Q
3	239 OGIUVIE, PETER	CAN	21.11	Q
4	1253 DIARRA, OUSMANE	MLI	21.73	
5	1342 ARIF, HUSSAIN	PAK	21.75	
6	906 PAT, KWOK-WAI	HKG	22.45	
7	1224 SHAGEEF, AHMED	MDV	22.54	

ROUND 1
HEAT 11

POS. No.	COMPETITOR	CTRY.	RESULT	
1	138 DA SILVA, ROBSON CAETANO	BRA	20.62	Q
2	1334 TAYLOR, CAMERON	NZL	20.91	Q
3	77 POSTINGER, CHRISTOPH	AUT	21.02	Q
4	250 WILSON, ANTHONY	CAN	21.21	q
5	203 NGBOGO, VALENTIN	CAF	21.51	
6	903 ROUMAIN, CLAUDE	HAI	22.51	
	1791 WAMILEE, FLETCHER WAMBO	VAN	NP	

ROUND 2
HEAT 1

POS. No.	COMPETITOR	CTRY.	RESULT	
1	681 ADAM, MARCUS	GBR	20.43	Q
2	1720 JOHNSON, MICHAEL D.	USA	20.55	Q
3	1645 DE SILVA, NEIL	TRI	20.66	Q
4	231 MAHORN, ATLEE ANTHONY	CAN	20.78	
5	77 POSTINGER, CHRISTOPH	AUT	20.83	
6	144 DE MENEZES, SERGIO M.	BRA	21.00	
7	1511 DOVE-EDWIN, HORACE	SLE	21.80	
	1429 GUILBE ALOMAR, EDGARDO	PUR	NP	



Atletisme
Homes
200 m llisos

Atletismo
Hombres
200 m llisos

Athlétisme
Hommes
200 m

Athletics
Men
200 m

ROUND 2
HEAT 2

POS. No.	COMPETITOR	CTRY.	RESULT	
1	138 DA SILVA, ROBSON CAETANO	BRA	20.35	Q
2	1294 ADENIKEN, OLAPADE	NGR	20.47	Q
3	1071 WRIGHT JR., CLIVE	JAM	20.70	Q
4	510 IVANOV, EDVIN	EUN	20.78	
5	1334 TAYLOR, CAMERON	NZL	20.83	
6	867 BOATENG, SAMUEL NELSON	GHA	21.04	
7	305 LAGAZANE, OUATTARA	CIV	21.39	
8	1660 OGOLA, FRANCIS	UGA	21.41	

ROUND 2
HEAT 3

POS. No.	COMPETITOR	CTRY.	RESULT	
1	1668 BATES, MICHAEL	USA	20.22	Q
2	1303 KAYODE, OLUYEMI	NGR	20.22	Q
3	695 CHRISTIE, LINFORD	GBR	20.52	Q
4	31 CAPOBIANCO, DEAN	AUS	20.61	
5	239 OGILVIE, PETER	CAN	20.77	
6	70 BERGER, ANDREAS	AUT	21.02	
7	1615 BOONRAT, SEKSARN	THA	21.30	
	1477 NZIMANDE, TSHAKILE	RSA	NP	

ROUND 2
HEAT 4

POS. No.	COMPETITOR	CTRY.	RESULT	
1	1734 MARSH, MIKE	USA	20.08	Q
2	160 TELLES DE SOUZA, SIDNEY	BRA	20.69	Q
3	1567 ERIKSSON, TORBJORN	SWE	20.81	Q
4	1135 ONDIEK, KENNEDY	KEN	20.86	
5	657 QUENEHERVE, GILLES	FRA	20.96	
6	1451 COJOCARU, DANIEL	ROM	20.96	
7	1503 TAMBA, IBRAHIM	SEN	21.28	
8	423 GOMEZ CAMPUZANO, M.A.	ESP	21.32	
9	1547 BURKART, STEFAN	SUI	21.52	

ROUND 2
HEAT 5

POS. No.	COMPETITOR	CTRY.	RESULT	
1	1272 FREDERICKS, FRANK	NAM	20.02	Q
2	750 REGIS, JOHN PAUL L	GBR	20.16	Q
3	173 ANTONOV, NIKOLAI	BUL	20.50	Q
4	876 TUFFOUR, EMMANUEL	GHA	20.58	q
5	109 STEVENS, PATRICK	BEL	20.67	
6	96 ATKINS, HENRICO	BAR	21.19	
7	250 WILSON, ANTHONY	CAN	21.22	
8	1640 LAWSON, BOEVI YOULOU	TOG	21.47	

SEMIFINAL
HEAT 1

POS. No.	COMPETITOR	CTRY.	RESULT	
1	1734 MARSH, MIKE	USA	19.73	Q OR
2	750 REGIS, JOHN PAUL L.	GBR	20.09	Q
3	138 DA SILVA, ROBSON C.	BRA	20.15	Q
4	1303 KAYODE, OLUYEMI	NGR	20.23	Q
5	695 CHRISTIE, LINFORD	GBR	20.38	
6	173 ANTONOV, NIKOLAI	BUL	20.55	
7	1071 WRIGHT JR., CLIVE	JAM	20.82	
8	1567 ERIKSSON, TORBJORN	SWE	20.85	

SEMIFINAL
HEAT 2

POS. No.	COMPETITOR	CTRY.	RESULT	
1	1272 FREDERICKS, FRANK	NAM	20.14	Q
2	1668 BATES, MICHAEL	USA	20.39	Q
3	1294 ADENIKEN, OLAPADE	NGR	20.39	Q
4	681 ADAM, MARCUS	GBR	20.63	Q
5	876 TUFFOUR, EMMANUEL	GHA	20.78	
6	1720 JOHNSON, MICHAEL D.	USA	20.78	
7	160 TELLES DE SOUZA, SIDNEY	BRA	20.88	
	1645 DE SILVA, NEIL	TRI	DQ	

FINAL

POS. No.	COMPETITOR	CTRY.	RESULT	
1	1734 MARSH, MIKE	USA	20.01	
2	1272 FREDERICKS, FRANK	NAM	20.13	
3	1668 BATES, MICHAEL	USA	20.38	
4	138 DA SILVA, ROBSON C.	BRA	20.45	

POS. No.	COMPETITOR	CTRY.	RESULT	
5	1294 ADENIKEN, OLAPADE	NGR	20.50	
6	750 REGIS, JOHN PAUL LYNDON	GBR	20.55	
7	1303 KAYODE, OLUYEMI	NGR	20.67	
8	681 ADAM, MARCUS	GBR	20.80	

40



Atletisme
Homes
400 m llisos

Atletismo
Hombres
400 m llisos

Athlétisme
Hommes
400 m

Athletics
Men
400 m

ROUND 1
HEAT 1

POS. No.	COMPETITOR	CTRY.	RESULT	
1	749 REDMOND, DEREK	GBR	45.03	Q
2	346 HERNANDEZ PRENDES, R.	CUB	45.07	Q
3	866 AMEGATCHER, SOLOMON	GHA	45.42	Q
4	1038 BLAKE DENNIS, ANTHONY	JAM	45.92	q
5	1626 SAKULCHUN, AKTAWAT	THA	46.78	
6	261 ALI, FAUDET	CHA	47.10	
7	1258 NHARIMUE JAIME, R	MOZ	48.89	

ROUND 1
HEAT 2

POS. No.	COMPETITOR	CTRY.	RESULT	
1	115 DOUGLAS TROY, H	BER	46.02	Q
2	1644 DANIEL, ALVIN	TRI	46.09	Q
3	847 SCHONLEBE, THOMAS	GER	46.26	Q
4	104 STRAUGHN, SEIBERT	BAR	46.54	
5	888 FELIX, DELON	GRN	47.39	
6	1339 AL-MALKI, MOHAMED A. R.	OMA	48.00	
7	328 FOSTER HUTCHINSON, R.	CRC	48.80	
8	1166 SINEBANDITH, VANXAY	LAO	51.71	

ROUND 1
HEAT 3

POS. No.	COMPETITOR	CTRY.	RESULT	
1	1779 WATTS, QUINCY	USA	45.38	Q
2	1478 PHIRI, BOBANG	RSA	45.57	Q
3	824 LIEDER, RICO	GER	45.86	Q
4	1660 OGOLA, FRANCIS	UGA	45.87	q
5	154 ROCHA TENORIO, EDIELSON	BRA	46.31	q
6	1638 AKOTO, KOSSI	TOG	46.97	
7	197 BIGUET, MARTIAL	CAF	47.82	

ROUND 1
HEAT 4

POS. No.	COMPETITOR	CTRY.	RESULT	
1	1115 KEMBOI, SIMON	KEN	45.84	Q
2	937 BRANKOVIC, SLOBODAN	IOP	46.34	Q
3	1056 MORRIS, DEVON	JAM	46.45	Q
4	1646 DELICE, PATRICK	TRI	46.58	
5	1356 BABO, SUBUL	PNG	47.17	
6	256 MAKANGA, MEDARD	CGO	48.17	
7	22 HUGHES, KENMORE H.	ANT	48.56	
8	1220 AMIR, MOHAMED	MDV	50.35	

ROUND 1
HEAT 5

POS. No.	COMPETITOR	CTRY.	RESULT	
1	1692 EVERETT, DANNY JOE	USA	45.68	Q
2	714 GRINDLEY, DAVID ALLAN	GBR	45.79	Q
3	1017 NUTI, ANDREA	ITA	46.12	Q
4	1297 EGBUNIKE, NNOCENT	NGR	46.51	
5	521 KOSOV, DMITRI	EUN	47.28	
6	1505 ADAM, JOSEPH	SEY	47.68	
7	1786 FIRIAM, BAPTISTE	VAN	48.98	
8	779 NGACHE LUEMBE, E.	GEQ	50.83	

ROUND 1
HEAT 6

POS. No.	COMPETITOR	CTRY.	RESULT	
1	1126 KITUR, SAMSON	KEN	45.41	Q
2	1099 TAKANO, SUSUMU	JPN	45.96	Q
3	926 MOLNAR, TAMAS	HUN	46.21	Q
4	1067 WALLACE, ANTHONY WAYNE	JAM	46.88	
5	134 NTEREKE, CAMERA	BOT	47.32	
6	120 JOSEPH, MICHAEL ANGELO	BIZ	50.90	
	984 WINTER, DESI	ISV	AB	
	679 MRIKONG, LAMIN	GAM	DQ	



Atletismo
Hombres
400 m lisos

Atletismo
Hombres
400 m lisos

Athlétisme
Hommes
400m

Athletics
Men
400m

ROUND 1

HEAT 7

POS. No.	COMPETITOR	CTRY.	RESULT	
1	1648 MORRIS, IAN	TRI	45.65	Q
2	1212 LAHLOU, BENYOUNES	MAR	45.73	Q
3	1125 KITUR, DAVID	KEN	46.22	Q
4	47 GARNER, MARK	AUS	46.26	q
5	579 BAIBAI, APISAI DRIU	FIJ	47.81	
6	1176 MOHOANYANE, HENRY M.	LES	48.39	
7	94 HASAN, MEHDI	BAN	48.62	
	1801 WILLIAMS, MICHAEL	VIN	NP	

ROUND 1

HEAT 8

POS. No.	COMPETITOR	CTRY.	RESULT	
1	1730 LEWIS, STEVE	USA	45.14	Q
2	1295 BADA, SUNDAY	NGR	45.38	Q
3	160 TELLES DE SOUZA, SIDNEY	BRA	45.92	Q
4	407 CORNET PAMIES, G.	ESP	46.13	q
5	872 HESSE, TIMOTHY	GHA	46.67	
6	235 MCLEAN, MICHAEL	CAN	47.75	
7	1265 FALL, SAMBA	MTN	50.91	

ROUND 1

HEAT 9

POS. No.	COMPETITOR	CTRY.	RESULT	
1	1442 MUFTAH, IBRAHIM ISMAIL	QAT	45.21	Q
2	690 BLACK, ROGER	GBR	45.94	Q
3	1814 LEMBA, CEPHAS	ZAM	45.94	Q
4	1034 VACCARI, MARCO	ITA	46.37	
5	1102 WATANABE, TAKAHIRO	JPN	46.45	
6	1518 SILLAH, FODAY	SLE	47.00	
7	14 CAPINDIA, JOAO F.	ANG	47.44	
8	1540 LUGIRY, STEPHEN LADO	SUD	48.94	

ROUND 2

HEAT 1

POS. No.	COMPETITOR	CTRY.	RESULT	
1	1730 LEWIS, STEVE	USA	44.54	Q
2	346 HERNANDEZ PRENDES, R.	CUB	44.84	Q
3	690 BLACK, ROGER	GBR	45.28	Q
4	1115 KEMBOI, SIMON	KEN	45.40	Q
5	847 SCHONLEBE, THOMAS	GER	45.46	
6	937 BRANKOVIC, SLOBODAN	IOP	45.90	
7	1017 NUTI, ANDREA	ITA	45.96	
8	47 GARNER, MARK	AUS	46.85	

ROUND 2

HEAT 2

POS. No.	COMPETITOR	CTRY.	RESULT	
1	749 REDMOND, DEREK	GBR	45.02	Q
2	1099 TAKANO, SUSUMU	JPN	45.27	Q
3	115 DOUGLAS, TROY	BER	45.67	Q
4	1692 EVERETT, DANNY	USA	45.76	Q
5	1125 KITUR, DAVID	KEN	46.15	
6	154 ROCHA TENORIO, EDIELSON	BRA	46.34	
7	1644 DANIEL, ALVIN	TRI	46.44	
8	926 MOLNAR, TAMAS	HUN	46.80	

ROUND 2

HEAT 3

POS. No.	COMPETITOR	CTRY.	RESULT	
1	1648 MORRIS, IAN	TRI	44.78	Q
2	714 GRINDLEY, DAVID	GBR	44.91	Q
3	1442 ISMAIL, IBRAHIM	QAT	45.18	Q
4	1295 BADA, SUNDAY	NGR	45.34	Q
5	1056 MORRIS, DEVON	JAM	45.67	
6	407 CORNET PAMIES, G.	ESP	46.27	
	866 AMEGATCHER, SOLOMON	GHA	AB	
	1814 LEMBA, CEPHAS	ZAM	AB	

ROUND 2

HEAT 4

POS. No.	COMPETITOR	CTRY.	RESULT	
1	1126 KITUR, SAMSON	KEN	44.66	Q
2	1779 WATTS, QUINCY	USA	45.06	Q
3	1478 PHIRI, BOBANG	RSA	45.27	Q
4	1212 LAHLOU, BENYOUNES	MAR	45.38	Q
5	160 TELLES DE SOUZA, SIDNEY	BRA	45.55	
6	824 LIEDER, RICO	GER	45.86	
7	1660 OGOLA, FRANCIS	UGA	46.21	
8	1038 BLAKE, DENNIS	JAM	46.49	

SEMIFINAL

HEAT 1

POS. No.	COMPETITOR	CTRY.	RESULT	
1	1730 LEWIS, STEVE	USA	44.50	Q
2	346 HERNANDEZ PRENDES, R.	CUB	44.72	Q
3	1442 ISMAIL, IBRAHIM	QAT	45.01	Q
4	1099 TAKANO, SUSUMU	JPN	45.09	Q
5	1295 BADA, SUNDAY	NGR	45.36	
6	115 DOUGLAS, TROY	BER	45.59	
7	1115 KEMBOI, SIMON	KEN	45.93	
	749 REDMOND, DEREK	GBR	AB	

SEMIFINAL

HEAT 2

POS. No.	COMPETITOR	CTRY.	RESULT	
1	1779 WATTS, QUINCY	USA	43.71	Q OR
2	1126 KITUR, SAMSON	KEN	44.18	Q
3	1648 MORRIS, IAN	TRI	44.21	Q
4	714 GRINDLEY, DAVID	GBR	44.47	Q
5	690 BLACK, ROGER	GBR	44.72	
6	1212 LAHLOU, BENYOUNES	MAR	45.49	
7	1478 PHIRI, BOBANG	RSA	45.59	
8	1692 EVERETT, DANNY	USA	56.61	

FINAL

POS. No.	COMPETITOR	CTRY.	RESULT	
1	1779 WATTS, QUINCY	USA	43.50	OR
2	1730 LEWIS, STEVE	USA	44.21	
3	1126 KITUR, SAMSON	KEN	44.24	
4	1648 MORRIS, IAN	TRI	44.25	
5	346 HERNANDEZ PRENDES, R.	CUB	44.52	
6	714 GRINDLEY, DAVID	GBR	44.75	
7	1442 ISMAIL, IBRAHIM	QAT	45.10	
8	1099 TAKANO, SUSUMU	JPN	45.18	



Atletismo
Hombres
800 m lisos

Atletismo
Hombres
800 m lisos

Athlétisme
Hommes
800 m

Athletics
Men
800 m

ROUND 1
HEAT 1

POS. No.	COMPETITOR	CTRY.	RESULT	
1 1380	PIEKARSKI, PIOTR	POL	1:48.51	Q
2 1874	EVERETT, MARK	USA	1:48.65	Q
3 1153	LEE, JIN-IL	KOR	1:48.68	
4 1207	HAIDA, MAHJOUB	MAR	1:48.72	
5 807	HAAS, JORG	GER	1:50.42	
6 260	SAMBA, SYMPHORIEN	CGO	1:51.75	
7 1657	SALEH, MOHAMED	UAE	1:53.91	
8 1806	KAFILA, ILUNGA	ZAI	1:57.73	

INTERMEDIATE TIME

No.	COMPETITOR	CTRY.	RESULT
400 m 1874	EVERET, MARK	USA	54.48

ROUND 1
HEAT 4

POS. No.	COMPETITOR	CTRY.	RESULT	
1 1141	TANUI, WILLIAM	KEN	1:47.02	Q
2 875	OSEI, KENNEDY	GHA	1:47.17	Q
3 1580	DLAMINI, SIPHO	SWZ	1:48.70	
4 397	ARCONADA RAMOS, JOSE	ESP	1:49.23	
5 896	SY SAVANE, MOHAMED	GUI	1:51.80	
112	IDRISSOU, TAMIMOU	BEN	DQ	
1997	D'URSO, GIUSEPPE	ITA	NP	

INTERMEDIATE TIME

No.	COMPETITOR	CTRY.	RESULT
400 m 1141	TANUI, WILLIAM	KEN	53.14

ROUND 1
HEAT 7

POS. No.	COMPETITOR	CTRY.	RESULT	
1 136	BARBOSA, JOSE LUIS	BRA	1:46.16	Q
2 3	ABDENOUZ, REDA	ALG	1:46.82	Q
3 1445	YOUSUF, MOH.ISMAIL	QAT	1:49.32	
4 942	POPOVIC, SLOBODAN	IOP	1:49.69	
5 1385	ABRANTES, ANTONIO	POR	1:50.89	
6 900	HECTOR, DESMOND	GUY	1:51.43	
121	PALACIO, JOHN MAURICE	BIZ	DQ	

INTERMEDIATE TIME

No.	COMPETITOR	CTRY.	RESULT
400m 136	BARBOSA, JOSE LUIS	BRA	51.25

SEMI-FINAL
HEAT 2

POS. No.	COMPETITOR	CTRY.	RESULT	
1 754	ROBB, CURTIS	GBR	1:45.25	Q
2 136	BARBOSA, JOSE LUIS	BRA	1:45.32	Q
3 3	ABDENOUZ, REDA	ALG	1:46.06	
4 875	OSEI, KENNEDY	GHA	1:46.20	
5 1288	VAN HELDEN, ROBIN	NED	1:46.98	
6 424	GONZALEZ FANEGA, L. J.	ESP	1:47.09	
7 1314	DOUGLAS, ATLE THOROLD	NOR	1:48.63	
8 1113	ERENG, PAUL	KEN	1:49.90	

INTERMEDIATE TIME

No.	COMPETITOR	CTRY.	RESULT
400 m 136	BARBOSA, JOSE LUIS	BRA	50.70

ROUND 1
HEAT 2

POS. No.	COMPETITOR	CTRY.	RESULT	
1 741	MCKEAN, TOM	GBR	1:47.85	Q
2 1314	DOUGLAS, ATLE THOROLD	NOR	1:48.08	Q
3 248	WILLIAMS, FREDERICK	CAN	1:48.20	
4 623	CORNETTE, FREDERIC	FRA	1:48.22	
5 1797	LINLEY, EVERSLEY	VIN	1:52.49	
6 1263	CHERIF BABA, AIDARA	MTN	1:56.41	
7 1182	KAWAS, BASSAM	LIB	1:58.71	
8 1223	RIYAZ, HUSSAIN	MDV	2:00.93	

INTERMEDIATE TIME

No.	COMPETITOR	CTRY.	RESULT
400 m 741	MCKEAN, TOM	GBR	53.33

ROUND 1
HEAT 5

POS. No.	COMPETITOR	CTRY.	RESULT	
1 754	ROBB, CURTIS	GBR	1:46.16	Q
2 1065	TERRELONGE, CLIVE	JAM	1:46.64	Q
3 424	GONZALEZ FANEGA, L. J.	ESP	1:46.65	
4 1113	ERENG, PAUL	KEN	1:46.65	
5 19	NTYAMBA, JOAO BAPTISTA	ANG	1:48.54	
6 200	MAIDJIDA, ZACHARIA	CAF	1:50.41	
7 774	BUALE, EMILIANO	GEQ	1:58.95	
1851	NJIE, BABA	GAM	NP	

INTERMEDIATE TIME

No.	COMPETITOR	CTRY.	RESULT
400 m 1065	TERRELONGE, CLIVE	JAM	51.93

ROUND 1
HEAT 8

POS. No.	COMPETITOR	CTRY.	RESULT	
1 720	HEARD, STEVE	GBR	1:46.42	Q
2 1283	KOERS, MARKO	NED	1:46.88	Q
3 531	MAKAREVICH, ANATOLY	EUN	1:47.30	q
4 1745	PARRILLA, JOSE A.	USA	1:48.17	
5 1509	AMARA, PRINCE	SLE	1:51.76	
6 103	ROBERTS, STEVON	BAR	1:52.30	
7 1868	MOHAMED, ANWAR	YEM	1:52.71	
8 1216	MUNTHALI, FRANCIS	MAW	1:56.69	

INTERMEDIATE TIME

No.	COMPETITOR	CTRY.	RESULT
400 m 720	HEARD, STEVE	GBR	53.46

SEMI-FINAL
HEAT 3

POS. No.	COMPETITOR	CTRY.	RESULT	
1 1141	TANUI, WILLIAM	KEN	1:46.59	Q
2 1874	EVERETT, MARK	USA	1:46.94	Q
3 1500	NIANG, BABACAR	SEN	1:46.95	
4 741	MCKEAN, TOM	GBR	1:48.77	
5 1320	RODAL, VEBJORN	NOR	1:49.53	
6 1065	TERRELONGE, CLIVE	JAM	1:51.03	
7 1283	KOERS, MARKO	NED	1:52.23	
1380	PIEKARSKI, PIOTR	POL	DQ	

INTERMEDIATE TIME

No.	COMPETITOR	CTRY.	RESULT
400 m 1141	TANUI, WILLIAM	KEN	53.66

ROUND 1
HEAT 3

POS. No.	COMPETITOR	CTRY.	RESULT	
1 1701	GRAY, JOHNNY	USA	1:46.62	Q
2 412	DE TERESA COLINA, TOMAS	ESP	1:46.78	Q
3 1500	NIANG, BABACAR	SEN	1:46.79	
4 1560	ASINGA, TOMMY	SUR	1:47.23	
5 1320	RODAL, VEBJORN	NOR	1:48.00	
6 263	TERAP ADOUM	CHA	1:54.43	
7 1786	FIRIAM, BAPTISTE	VAN	1:57.96	

INTERMEDIATE TIME

No.	COMPETITOR	CTRY.	RESULT
400 m 1701	GRAY, JOHNNY	USA	52.80

ROUND 1
HEAT 6

POS. No.	COMPETITOR	CTRY.	RESULT	
1 1122	KIPROTICH, NIXON	KEN	1:47.45	Q
2 991	BENVENUTI, ANDREA	ITA	1:47.58	Q
3 135	THEE, MBIGANYI	BOT	1:48.04	
4 1288	VAN HELDEN, ROBIN	NED	1:48.05	
5 23	JONES, DALE ANTHONY	ANT	1:50.43	
6 1821	KOMELA, MELFORD	ZIM	1:50.50	
7 1336	AL-ANBARI, ABDULLA M. K.	OMA	1:50.72	
8 1163	KHAMAR, KHAMBIENG	LAO	2:02.45	

INTERMEDIATE TIME

No.	COMPETITOR	CTRY.	RESULT
400 m 1122	KIPROTICH, NIXON	KEN	53.46

SEMI-FINAL
HEAT 1

POS. No.	COMPETITOR	CTRY.	RESULT	
1 1701	GRAY, JOHNNY	USA	1:45.66	Q
2 991	BENVENUTI, ANDREA	ITA	1:45.80	Q
3 1122	KIPROTICH, NIXON	KEN	1:46.02	
4 412	DE TERESA COLINA, TOMAS	ESP	1:46.08	
5 135	THEE, MBIGANYI	BOT	1:46.13	
6 720	HEARD, STEVE	GBR	1:46.19	
7 531	MAKAREVICH, ANATOLY	EUN	1:46.69	
8 1560	ASINGA, TOMMY	SUR	1:46.78	

INTERMEDIATE TIME

No.	COMPETITOR	CTRY.	RESULT
400 m 1701	GRAY, JOHNNY	USA	51.10

FINAL

POS. No.	COMPETITOR	CTRY.	RESULT
1 1141	TANUI, WILLIAM	KEN	1:43.66
2 1122	KIPROTICH, NIXON	KEN	1:43.70
3 1701	GRAY, JOHNNY	USA	1:43.97
4 136	BARBOSA, JOSE LUIS	BRA	1:45.06
5 991	BENVENUTI, ANDREA	ITA	1:45.23
6 754	ROBB, CURTIS	GBR	1:45.57
7 3	ABDENOUZ, REDA	ALG	1:48.34
1874	EVERETT, MARK	USA	AB

INTERMEDIATE TIME

No.	COMPETITOR	CTRY.	RESULT
400 m 1701	GRAY, JOHNNY	USA	49.99



Atletisme
Hombres
1.500 m lisos

Atletismo
Hombres
1.500 m lisos

Athlétisme
Hommes
1 500 m

Athletics
Men
1,500 m

ROUND 1
HEAT 1

POS. No.	COMPETITOR	CTRY.	RESULT	
1	404 CACHO RUIZ, FERMIN	ESP	3:37.04	Q
2	1820 HANNECK, PHILLIMON	ZIM	3:37.65	Q
3	1765 SPIVEY, JIM	USA	3:38.01	Q
4	1205 EL-BASIR, RACHID	MAR	3:38.01	Q
5	1106 BIRIR, JONAH	KEN	3:38.29	Q
6	552 RAKIPOV, AZAT	EUN	3:38.64	
7	147 MARTINS DE OLIVEIRA, E.	BRA	3:38.68	
8	1148 KIM, BONG-YOO	KOR	3:40.73	
9	697 CRABB, STEPHEN	GBR	3:41.00	
10	1655 AL NAHDI, MOHAMED	UAE	3:48.08	
11	200 MAIDJIDA, ZACHARIA	CAF	3:55.72	
12	1163 KHAMIAR, KHAMBIENG	LAO	4:04.82	
13	1790 NALAU, ANCEL N.	VAN	4:13.88	

INTERMEDIATE TIMES

No.	COMPETITOR	CTRY.	RESULT
400 m	147 MARTINS DE OLIVEIRA, E.	BRA	1:00.07
800 m	147 MARTINS DE OLIVEIRA, E.	BRA	1:57.94
1200 m	147 MARTINS DE OLIVEIRA, E.	BRA	2:57.07

ROUND 1
HEAT 4

POS. No.	COMPETITOR	CTRY.	RESULT	
1	1117 KIBET, DAVID	KEN	3:36.32	Q
2	1443 SULAIMAN, MOHAMED A.	QAT	3:36.72	Q
3	812 HEROLD, JENS-PETER	GER	3:36.76	Q
4	959 O'SULLIVAN, MARCUS	IRL	3:37.07	Q
5	740 MCKAY, KEVIN	GBR	3:37.39	Q
6	442 PANCORBO CHICA, MANUEL	ESP	3:37.62	q
7	382 DJAMA EGUEH, HOUSSEIN	DJI	3:44.13	
8	1580 DLAMINI, SIPHO	SWZ	3:46.33	
9	475 HAILU, ZEWDIE	ETH	3:47.79	
10	1812 MUTOKE, KALEKA	ZAI	3:53.71	
11	775 ELONGA, BERNARDO	GEQ	4:25.78	
1288	VAN HELDEN, ROBIN	NED	AB	

INTERMEDIATE TIMES

No.	COMPETITOR	CTRY.	RESULT
400 m	1443 SULAIMAN, MOHAMED A.	QAT	59.68
800 m	1443 SULAIMAN, MOHAMED A.	QAT	1:57.57
1200 m	1443 SULAIMAN, MOHAMED A.	QAT	2:54.52

FINAL

POS. No.	COMPETITOR	CTRY.	RESULT
1	404 CACHO RUIZ, FERMIN	ESP	3:40.12
2	1205 EL-BASIR, RACHID	MAR	3:40.62
3	1443 SULAIMAN, MOHAMED A.	QAT	3:40.69
4	1112 CHESIRE, JOSEPH	KEN	3:41.12
5	1106 BIRIR, JONAH	KEN	3:41.27
6	812 HEROLD, JENS-PETER	GER	3:41.53
7	10 MORCELI, NOUREDDINE	ALG	3:41.70
8	1765 SPIVEY, JIM	USA	3:41.74
9	223 HOOD, GRAHAM	CAN	3:42.55
10	1117 KIBET, DAVID	KEN	3:42.62
11	442 PANCORBO CHICA, MANUEL	ESP	3:43.51
12	552 RAKIPOV, AZAT	EUN	3:44.66

ROUND 1
HEAT 2

POS. No.	COMPETITOR	CTRY.	RESULT	
1	10 MORCELI, NOUREDDINE	ALG	3:37.98	Q
2	1710 HOLMAN, STEVE	USA	3:38.38	Q
3	1419 SILVA, MARIO	POR	3:38.57	Q
4	1652 OZTUERK, ZEKI	TUR	3:38.68	Q
5	771 YATES, MATT	GBR	3:38.73	Q
6	801 FUHLBRUGGE, HAUKE	GER	3:38.92	
7	19 NTYAMBA, JOAO BAPTISTA	ANG	3:39.54	
8	469 MEGERSA, METIKU	ETH	3:41.54	
9	1345 NADIR, KHAN	PAK	3:44.96	
10	1554 HACKSTEINER, MARKUS	SUI	3:45.27	
11	1804 NASHER, AWAD	YEM	3:51.89	
12	112 IDRISOU, TAMIMOU	BEN	3:56.45	
13	1489 MUNYESHYAKA, ALPHONSE	RWA	3:58.75	

INTERMEDIATE TIMES

No.	COMPETITOR	CTRY.	RESULT
400 m	1652 OZTUERK, ZEKI	TUR	59.30
800 m	771 YATES, MATT	GBR	1:59.23
1200 m	771 YATES, MATT	GBR	2:57.21

SEMI-FINAL
HEAT 1

POS. No.	COMPETITOR	CTRY.	RESULT	
1	10 MORCELI, NOUREDDINE	ALG	3:39.22	Q
2	1205 EL-BASIR, RACHID	MAR	3:39.26	Q
3	1112 CHESIRE, JOSEPH	KEN	3:39.43	Q
4	442 PANCORBO CHICA, MANUEL	ESP	3:39.52	Q
5	812 HEROLD, JENS-PETER	GER	3:39.55	Q
6	1002 DI NAPOLI, GENNARO	ITA	3:39.56	
7	335 ZORKO, BRANKO	CRO	3:39.71	
8	851 STENZEL, RUDIGER	GER	3:40.23	
9	1710 HOLMAN, STEVE	USA	3:40.49	
10	740 MCKAY, KEVIN	GBR	3:40.80	
11	1652 OZTUERK, ZEKI	TUR	3:41.98	
12	147 MARTINS DE OLIVEIRA, E.	BRA	3:42.53	
13	1851 NJIE, BABA	GAM	4:13.52	

INTERMEDIATE TIMES

No.	COMPETITOR	CTRY.	RESULT
400 m	1002 DI NAPOLI, GENNARO	ITA	59.25
800 m	147 MARTINS DE OLIVEIRA, E.	BRA	2:01.72
1200 m	147 MARTINS DE OLIVEIRA, E.	BRA	3:00.02

ROUND 1
HEAT 3

POS. No.	COMPETITOR	CTRY.	RESULT	
1	1112 CHESIRE, JOSEPH	KEN	3:44.06	Q
2	223 HOOD, GRAHAM	CAN	3:44.44	Q
3	335 ZORKO, BRANKO	CRO	3:44.47	Q
4	1002 DI NAPOLI, GENNARO	ITA	3:44.55	Q
5	851 STENZEL, RUDIGER	GER	3:44.70	Q
6	1708 HERRINGTON, TERRANCE	USA	3:44.80	
7	425 GONZALEZ SANCHEZ, J. L	ESP	3:46.75	
8	132 GASEITSWE, BOBBY	BOT	3:48.33	
9	896 SY SAVANE, MOHAMED	GUI	3:51.96	
10	20 APPLETON, REUBEN R.	ANT	4:02.99	
11	1182 KAWAS, BASSAM	LIB	4:17.40	
119	GRAY, IAN	BIZ	AB	
1198	AOUITA, SAID	MAR	NP	

INTERMEDIATE TIMES

No.	COMPETITOR	CTRY.	RESULT
400 m	851 STENZEL, RUDIGER	GER	1:00.81
800 m	851 STENZEL, RUDIGER	GER	2:05.66
1200 m	851 STENZEL, RUDIGER	GER	3:05.57

SEMI-FINAL
HEAT 2

POS. No.	COMPETITOR	CTRY.	RESULT	
1	1443 SULAIMAN, MOHAMED A.	QAT	3:34.77	Q
2	404 CACHO RUIZ, FERMIN	ESP	3:34.93	Q
3	1106 BIRIR, JONAH	KEN	3:35.41	Q
4	1765 SPIVEY, JIM	USA	3:35.55	Q
5	1117 KIBET, DAVID	KEN	3:35.82	Q
6	223 HOOD, GRAHAM	CAN	3:36.12	q
7	552 RAKIPOV, AZAT	EUN	3:36.16	q
8	959 O'SULLIVAN, MARCUS	IRL	3:37.16	
9	1419 SILVA, MARIO	POR	3:38.09	
10	1820 HANNECK, PHILLIMON	ZIM	3:38.09	
11	801 FUHLBRUGGE, HAUKE	GER	3:38.45	
12	771 YATES, MATT	GBR	3:40.53	

INTERMEDIATE TIMES

No.	COMPETITOR	CTRY.	RESULT
400 m	771 YATES, MATT	GBR	57.21
800 m	771 YATES, MATT	GBR	1:57.46
1200 m	1443 SULAIMAN, MOHAMED A.	QAT	2:55.03



Atletismo
Hombres
5.000 m lisos

Atletismo
Hombres
5.000 m lisos

Athlétisme
Hommes
5000 m

Athletics
Men
5,000 m

SEMI-FINAL
HEAT 1

POS. No.	COMPETITOR	CTRY.	RESULT	
1	669 THIEBAULT, PASCAL	FRA	13:31.16	Q
2	462 BAYISA, FITA	ETH	13:31.24	Q
3	396 ANTON RODRIGO, ABEL	ESP	13:31.48	Q
4	1136 ONDIEKI, YOBES	KEN	13:31.88	
5	693 BUCKNER, JACK RICHARD	GBR	13:37.14	
6	949 DOHERTY, JOHN	IRL	13:41.27	
7	613 ULMALA, RISTO	FIN	13:52.52	
8	1649 KALBOUSSI, MAHMOUD	TUN	13:55.01	
9	1327 JOHNSTON, ROBERT IAN	NZL	13:57.87	
10	232 MATTHIAS, BRENDAN A.	CAN	14:01.57	
11	1817 SIAMUSIYE, GODFREY M.	ZAM	14:08.83	
12	4 BELAOUT, AISSA	ALG	15:02.76	
13	1789 KEIRUAN, TAWAI	VAN	15:27.46	
14	264 YOUSOUF, YESKI MOLI	CHA	15:29.25	
	907 BELISLE GOMEZ, A.	HON	NP	

INTERMEDIATE TIMES

	1000 m	2000 m	3000 m	4000 m
No.	232	232	232	949
Time	2:45.50	5:26.46	8:09.81	11:00.82

SEMI-FINAL
HEAT 2

POS. No.	COMPETITOR	CTRY.	RESULT	
1	463 BIKILA, WORKU	ETH	13:32.93	Q
2	1108 BITOK, PAUL	KEN	13:36.81	Q
3	1203 BOUTAYEB, M. BRAHIM	MAR	13:37.27	Q
4	958 O'MARA, FRANK	IRL	13:38.79	
5	1757 REINA, REUBEN R.	USA	13:40.50	
6	1565 DANIELSON, JONNY	SWE	13:43.91	
7	1417 SANTOS, RAIMUNDO	POR	13:48.06	
8	945 SADJADI HAZAVEH, S.	IRI	14:04.54	
9	325 VASQUEZCORREDOR, H.	COL	14:06.80	
10	330 MOLINA NUEZ, JOSE LUIS	CRC	14:09.22	
11	98 GARNES, LEO	BAR	15:21.95	
12	983 WILLIAMS, MARLON SELWYN	ISV	15:26.49	
	178 IGNATOV, EVGENI IGNATOV	BUL	AB	
	1803 JOAIM, HUSEIN SALEH M.	YEM	NP	
	28 SILIO ALAGUIBE, ANTONIO F.	ARG	NP	

INTERMEDIATE TIMES

	1000 m	2000 m	3000 m	4000 m
No.	1565	463	463	463
Time	2:43.17	5:28.73	8:14.45	10:55.83

SEMI-FINAL
HEAT 3

POS. No.	COMPETITOR	CTRY.	RESULT	
1	782 BAUMANN, DIETER	GER	13:20.82	Q
2	699 DENMARK, ROB	GBR	13:22.41	Q
3	1208 ISSANGAR, MOHAMED	MAR	13:22.98	Q
4	1124 KIRUI, DOMINIC	KEN	13:24.21	
5	1390 CASTRO, DOMINGOS	POR	13:24.57	
6	451 SERRANO SANCHEZ, A.	ESP	13:42.94	
7	1818 CHIMUSASA, TENDAI	ZIM	13:50.16	
8	935 PRASAD, BAHADUR	IND	13:50.71	
9	1583 SIMELANE, ISAAC	SWZ	14:00.44	
10	951 DONOVAN, PAUL	IRL	14:03.79	
11	1234 FRAGOSO GALINDO, I.	MEX	14:16.14	
12	163 AL DOSERI, ABDULLAH.	BRN	14:23.07	
13	383 MOUSAAAWALEH, S.	DJI	14:28.77	
14	1178 NAMANE, TELLO	LES	14:33.04	
	1774 TRAUTMANN, JOHN L.	USA	AB	
	1808 KALOMBO, MWENZE	ZAI	NP	

INTERMEDIATE TIMES

	1000 m	2000 m	3000 m	4000 m
No.	1124	1124	1124	1124
Time	2:42.78	5:23.01	8:04.38	10:47.37

SEMI-FINAL
HEAT 4

POS. No.	COMPETITOR	CTRY.	RESULT	
1	988 ANTIBO, SALVATORE	ITA	13:33.71	Q
2	1725 KENNEDY, R. OWEN, JR.	USA	13:35.76	Q
3	1291 VERSTEEG, MARCEL	NED	13:35.95	Q
4	1592 SAMBU, ANREW	TAN	13:36.99	q
5	716 HAMER, IAN	GBR	13:40.20	
6	461 ABEBE, ADDIS	ETH	13:40.76	
7	416 FIZ, MARTIN	ESP	13:42.20	
8	567 TIKHONOV, ANDREI	EUN	13:44.67	
9	131 DITETSO, ZACHARIAH	BOT	13:54.88	
10	1408 MONTEIRO, CARLOS	POR	14:00.53	
11	1487 MUGABO, SERAPHIN	RWA	14:25.97	
12	201 NDISSIPOU, ERNEST	CAF	14:40.12	
13	1072 AL HASINI, AWWAD	JOR	14:55.58	
14	125 CALIZAYA HUACA, P.	BOL	15:02.02	
	585 SINGH, DAVENDRA P.	FIJ	NP	
	107 ROUSSEAU, VINCENT	BEL	NP	

INTERMEDIATE TIMES

	1000 m	2000 m	3000 m	4000 m
No.	416	716	1725	988
Time	2:40.82	5:26.36	8:13.22	11:01.95

FINAL

POS. No.	COMPETITOR	CTRY.	RESULT	
1	782 BAUMANN, DIETER	GER	13:12.52	
2	1108 BITOK, PAUL	KEN	13:12.71	
3	462 BAYISA, FITA	ETH	13:13.03	
4	1203 BOUTAYEB, M. BRAHIM	MAR	13:13.27	
5	1136 ONDIEKI, YOBES	KEN	13:17.50	
6	463 BIKILA, WORKU	ETH	13:23.52	
7	699 DENMARK, ROB	GBR	13:27.76	
8	396 ANTON RODRIGO, ABEL	ESP	13:27.80	
9	1208 ISSANGAR, MOHAMED	MAR	13:28.97	
10	1592 SAMBU, ANDREW	TAN	13:37.20	
11	1390 CASTRO, DOMINGOS	POR	13:38.08	
12	1725 KENNEDY, R. OWEN, JR.	USA	13:39.72	
13	669 THIEBAULT, PASCAL	FRA	13:43.39	
14	1124 KIRUI, DOMINIC	KEN	13:45.16	
15	1291 VERSTEEG, MARCEL	NED	13:48.32	
16	988 ANTIBO, SALVATORE	ITA	14:02.47	

INTERMEDIATE TIMES

	1000 m	2000 m	3000 m	4000 m
No.	1124	1124	1136	463
Time	2:36.35	5:16.48	7:55.03	10:38.35



Atletisme
Homes
10.000 m llisos

Atletismo
Hombres
10.000 m llisos

Athlétisme
Hommes
10000 m

Athletics
Men
10,000 m

ROUND 1
HEAT 1

POS. No.	COMPETITOR	CTRY.	RESULT	
1	1128 KOECH, WILLIAM	KEN	28:06.86	Q
2	1249 SILVA MARTINEZ, GERMAN	MEX	28:13.72	Q
3	708 EVANS, PAUL WILLIAM	GBR	28:15.70	Q
4	461 ABEBE, ADDIS	ETH	28:15.76	Q
5	1110 CHELIMO, RICHARD	KEN	28:16.39	Q
6	1214 SKAH, KHALID	MAR	28:18.48	Q
7	988 ANTIBO, SALVATORE	ITA	28:18.48	Q
8	1315 HALVORSEN, JOHN	NOR	28:21.57	q
9	923 KALDY, ZOLTAN	HUN	28:21.96	q
10	1242 QUINTANILLA LOREDO, A.	MEX	28:23.76	q
11	1101 URATA, HARUO	JPN	28:24.08	q
12	564 STRIZHAKOV, OLEG	EUN	28:35.97	
13	1750 PLASENCIA, STEVE	USA	28:45.59	
14	799 FRANKE, STEPHANE	GER	28:52.83	
15	410 DE LA TORRE ALLARIZ, C.	ESP	28:55.47	
16	950 DOLLMAN, SEAN	IRL	28:55.77	
17	249 WILLIAMS, PAUL GREGORY	CAN	29:01.67	
18	1818 CHIMUSASA, TENDAI	ZIM	29:17.26	
19	1350 CASTILLO IZARRA, JOSE	PER	30:04.60	
20	333 VARGAS GUERRERO, M.	CRC	30:13.06	
21	1180 RAMA, PATRICK	LES	30:21.69	
22	1072 AL HASINI, AWWAD	JOR	30:43.19	
	650 PANTEL, THIERRY	FRA	AB	
	613 ULMALA, RISTO	FIN	AB	
	422 GOMEZ CABRAL, A.	ESP	AB	
	163 AL DOSERI, ABDULLA H.S.	BRN	AB	
	1390 CASTRO, DOMINGOS	POR	AB	
	1268 SID'AHMED, MOHAMEDOU	MTN	AB	

INTERMEDIATE TIMES

	1000 m	2000 m	3000 m	4000 m	5000 m
No.	333	1350	1249	988	1249
Time	2:51.29	5:45.35	8:36.96	11:24.82	14:14.86
	6000 m	7000 m	8000 m	9000 m	
No.	1249	1249	988	1128	
Time	17:02.94	19:54.76	22:36.30	25:27.46	

ROUND 1
HEAT 2

POS. No.	COMPETITOR	CTRY.	RESULT	
1	462 BAYISA, FITA	ETH	28:23.55	Q
2	1140 TANUI, MOSES KIPTARBET	KEN	28:24.07	Q
3	746 NERURKAR, RICHARD DAVID	GBR	28:24.35	Q
4	1202 BOUTAYEB, HAMMOU	MAR	28:25.73	Q
5	1782 WILLIAMS, TODD	USA	28:26.32	Q
6	1227 BARRIOS FLORES, ARTURO	MEX	28:28.26	Q
7	1486 YAWA, XOLILE	RSA	28:28.78	Q
8	28 SILIO ALAGUIBE, ANTONIO F.	ARG	28:31.02	q
9	645 MARTINS BORDELO, A.	FRA	28:35.13	q
10	990 BENNICI, FRANCESCO	ITA	28:45.62	
11	393 ADAN ARIAS, JOSE CARLOS	ESP	28:50.38	
12	1492 NTAWULIKURA, MATHIAS	MWA	28:51.79	
13	1756 RAMIREZ, AARON	USA	29:00.12	
14	1090 OSAKI, SAKAE	JPN	29:20.01	
15	1392 COUTO, FERNANDO	POR	29:20.06	
16	797 EICH, LOTHAR CARSTEN	GER	29:22.19	
17	947 BERKELEY, NOEL	IRL	29:23.58	
18	107 ROUSSEAU, VINCENT	BEL	29:25.68	
19	737 MARTIN, EAMONN	GBR	29:35.65	
20	1583 SIMELANE, ISAAC	SWZ	29:48.49	
21	1217 MWATHIWA, JOHN	AMW	29:54.26	
22	325 VASQUEZ CORREDOR, H.	COL	30:07.55	
23	1861 PUNINA, EDDY	ECU	30:19.76	
24	125 CALIZAYA HUACA, P.	BOL	30:27.01	
25	381 DAHER GADID, OMAR	DJI	30:32.89	
26	1867 AL-ESTASHI, KHALID	YEM	30:49.58	
27	983 WILLIAMS, MARLON SELWYN	ISV	31:22.13	
28	582 PRASAD, BINESHWAR	FJI	31:46.19	

INTERMEDIATE TIMES

	1000 m	2000 m	3000 m	4000 m	5000 m
No.	1392	393	393	1140	797
Time	2:53.09	5:46.36	8:40.10	11:32.07	14:28.00
	6000 m	7000 m	8000 m	9000 m	
No.	1140	1140	1486	1227	
Time	17:12.48	20:00.29	22:54.77	25:45.61	

FINAL

POS. No.	COMPETITOR	CTRY.	RESULT
1	1214 SKAH, KHALID	MAR	27:46.70
2	1110 CHELIMO, RICHARD	KEN	27:47.72
3	461 ABEBE, ADDIS	ETH	28:00.07
4	988 ANTIBO, SALVATORE	ITA	28:11.39
5	1227 BARRIOS FLORES, ARTURO	MEX	28:17.79
6	1249 SILVA MARTINEZ, GERMAN	MEX	28:20.19
7	1128 KOECH, WILLIAM	KEN	28:25.18
8	1140 TANUI, MOSES KIPTARBET	KEN	28:27.11
9	462 BAYISA, FITA	ETH	28:27.68
10	1782 WILLIAMS, TODD	USA	28:29.38
11	708 EVANS, PAUL WILLIAM	GBR	28:29.83
12	923 KALDY, ZOLTAN	HUN	28:34.21
13	1486 YAWA, XOLILE	RSA	28:37.18
14	1101 URATA, HARUO	JPN	28:37.61
15	645 MARTINS BORDELO, A.	FRA	28:47.66
16	1242 QUINTANILLA LOREDO, A.	MEX	28:48.05
17	746 NERURKAR, RICHARD DAVID	GBR	28:48.48
18	28 SILIO ALAGUIBE, A. FABIAN	ARG	28:55.20
19	1315 HALVORSEN, JOHN	NOR	29:53.91
	1202 BOUTAYEB, HAMMOU	MAR	AB

INTERMEDIATE TIMES

	1000 m	2000 m	3000 m	4000 m	5000 m
No.	988	1249	1128	1110	1110
Time	2:50.88	5:40.75	8:26.94	11:09.58	13:53.66
	6000 m	7000 m	8000 m	9000 m	
No.	1110	1110	1214	1110	
Time	16:40.86	19:23.91	22:11.30	25:03.21	

45



Atletisme
Homes
110 m tanques

Atletismo
Hombres
110 m vallas

Athlétisme
Hommes
110 m haies

Athletics
Men
110 m hurdles

ROUND 1
HEAT 1

POS. No.	COMPETITOR	CTRY.	RESULT	
1	724 JACKSON, COLIN	GBR	13.10	Q
2	371 VALLE, EMILIO	CUB	13.47	Q
3	494 SHISHKIN, VLADIMIR	EUN	13.58	Q
4	1019 OTTOZ, LAURENT	ITA	13.71	Q
5	652 PHILIBERT, DAN	FRA	13.72	q
6	1039 BUCKNOR, RICHARD	JAM	13.91	q
7	1215 MAJID, NURHERMAN	MAS	14.34	
8	581 MILLER, ALBERT	FJI	14.88	

ROUND 1
HEAT 2

POS. No.	COMPETITOR	CTRY.	RESULT	
1	1686 DEES, TONY	USA	13.38	Q
2	542 USOV, SERGEY	EUN	13.71	Q
3	1449 BOROI, GEORGE	ROM	13.82	Q
4	591 HAAPAKOSKI, ANTTI	FIN	13.84	Q
5	670 TOURRET, PHILIPPE	FRA	13.91	q
6	1051 KNIGHT, ANTHONY	JAM	14.12	
7	1261 LEFOU, JUDEX	MRI	14.45	

ROUND 1
HEAT 3

POS. No.	COMPETITOR	CTRY.	RESULT	
1	1748 PIERCE, JACK	USA	13.47	Q
2	763 TEAPE, HUGHIE	GBR	13.68	Q
3	281 LI, TONG	CHN	13.69	Q
4	1171 KAZANOV, IGORS	LAT	13.88	Q
5	589 BRYGGARE, ARTO	FIN	13.92	
6	1465 OAIDA, MIRCEA	ROM	14.04	
7	155 SANTOS BONFIM, JOILTO	BRA	14.06	
8	162 ABDAN, KHALID ABDULLA S.	BRN	15.41	



Atletisme
Homes
110 m tanques

Atletismo
Hombres
110 m vallas

Athlétisme
Hommes
110 m haies

Athletics
Men
110 m hurdles

ROUND 1
HEAT 4

POS. No.	COMPETITOR	CTRY.	RESULT	
1	234 MCKOY, MARK	CAN	13.26	Q
2	80 ROTT, HERWIG	AUT	13.41	Q
3	1670 BLAKE, ARTHUR	USA	13.45	Q
4	953 KEARNS, THOMAS JOSEPH	IRL	13.63	Q
5	822 KOSZEWSKI, DIETMAR	GER	13.64	q
6	1081 IWASAKI, TOSHIHIKO	JPN	13.78	q
7	1585 ABEID, KHEIRELDIN	SYR	14.23	
8	1 SHARPE, JAMES	AHO	14.49	

ROUND 1
HEAT 5

POS. No.	COMPETITOR	CTRY.	RESULT	
1	726 JARRETT, TONY	GBR	13.31	Q
2	849 SCHWARTHOFF, FLORIAN	GER	13.61	Q
3	449 SALA MOLERA, CARLOS	ESP	13.62	Q
4	527 KURACH, VADIM	EUN	13.86	Q
5	668 THIBAUT, SEBASTIEN	FRA	13.94	
6	1599 KOVAC, IGOR	TCH	14.12	
7	1513 GRANT, BENJAMIN	SLE	14.27	
8	1160 AL-KHEDER, ZEIAD	KUW	14.51	

ROUND 2
HEAT 1

POS. No.	COMPETITOR	CTRY.	RESULT	
1	234 MCKOY, MARK	CAN	13.27	Q
2	849 SCHWARTHOFF, FLORIAN	GER	13.31	Q
3	371 VALLE, EMILIO	CUB	13.42	Q
4	1670 BLAKE, ARTHUR	USA	13.50	Q
5	763 TEAPE, HUGHIE	GBR	13.50	q
6	1019 OTTOZ, LAURENT	ITA	13.76	q
7	1081 IWASAKI, TOSHIHIKO	JPN	13.88	
8	527 KURACH, VADIM	EUN	14.23	

ROUND 2
HEAT 2

POS. No.	COMPETITOR	CTRY.	RESULT	
1	1748 PIERCE, JACK	USA	13.17	Q
2	724 JACKSON, COLIN	GBR	13.57	Q
3	80 ROTT, HERWIG	AUT	13.68	Q
4	1171 KAZANOV, IGORS	LAT	13.76	Q
5	449 SALA MOLERA, CARLOS	ESP	13.80	
6	494 SHISHKIN, VLADIMIR	EUN	13.81	
7	591 HAAPAKOSKI, ANTTI	FIN	14.00	
8	670 TOURET, PHILIPPE	FRA	14.09	
9	1039 BUCKNOR, RICHARD	JAM	14.22	

ROUND 2
HEAT 3

POS. No.	COMPETITOR	CTRY.	RESULT	
1	1686 DEES, TONY	USA	13.31	Q
2	726 JARRETT, TONY	GBR	13.43	Q
3	542 USOV, SERGEY	EUN	13.61	Q
4	281 LI, TONG	CHN	13.74	Q
5	652 PHILIBERT, DAN	FRA	13.74	q
6	822 KOSZEWSKI, DIETMAR	GER	13.78	q
7	953 KEARNS, THOMAS JOSEPH	IRL	13.87	
8	1449 BOROI, GEORGE	ROM	14.07	

SEMI-FINAL
HEAT 1

POS. No.	COMPETITOR	CTRY.	RESULT	
1	1748 PIERCE, JACK	USA	13.21	Q
2	849 SCHWARTHOFF, FLORIAN	GER	13.23	Q
3	726 JARRETT, TONY	GBR	13.29	Q
4	763 TEAPE, HUGHIE	GBR	13.60	Q
5	542 USOV, SERGEY	EUN	13.67	
6	1171 KAZANOV, IGORS	LAT	13.77	
7	822 KOSZEWSKI, DIETMAR	GER	14.06	
8	80 ROTT, HERWIG	AUT	NP	

SEMI-FINAL
HEAT 2

POS. No.	COMPETITOR	CTRY.	RESULT	
1	234 MCKOY, MARK	CAN	13.12	Q
2	724 JACKSON, COLIN	GBR	13.19	Q
3	1686 DEES, TONY	USA	13.31	Q
4	371 VALLE, EMILIO	CUB	13.45	Q
5	281 LI, TONG	CHN	13.62	
6	652 PHILIBERT, DAN	FRA	13.77	
7	1019 OTTOZ, LAURENT	ITA	13.77	
8	1670 BLAKE, ARTHUR	USA	DQ	

FINAL

POS. No.	COMPETITOR	CTRY.	RESULT	
1	234 MCKOY, MARK	CAN	13.12	
2	1686 DEES, TONY	USA	13.24	
3	1748 PIERCE, JACK	USA	13.26	
4	726 JARRETT, TONY	GBR	13.26	
5	849 SCHWARTHOFF, FLORIAN	GER	13.29	
6	371 VALLE, EMILIO	CUB	13.41	
7	724 JACKSON, COLIN	GBR	13.46	
8	763 TEAPE, HUGHIE	GBR	14.00	

46



Atletisme
Homes
400 m tanques

Atletismo
Hombres
400 m vallas

Athlétisme
Hommes
400 m haies

Athletics
Men
400 m hurdles

ROUND 1
HEAT 1

POS. No.	COMPETITOR	CTRY.	RESULT	
1	1785 YOUNG, KEVIN	USA	48.76	Q
2	619 CARISTAN, STEPHANE	FRA	49.16	Q
3	1145 YEGO, GIDEON	KEN	49.23	
4	879 KALOGIANNIS, ATHANASSIOS	GRE	49.52	
5	971 BAZAROV, ALEKSEY	ISR	50.33	
6	198 BRUNET, JACQUES HENRI	CAF	52.59	
7	1656 SABT, ABDULLA	UAE	56.20	

ROUND 1
HEAT 2

POS. No.	COMPETITOR	CTRY.	RESULT	
1	1815 MATETE, SAMUEL	ZAM	49.89	Q
2	811 HENSE, OLAF	GER	49.97	Q
3	1425 CORDERO CLASE, DOMINGO	PUR	50.19	
4	1105 YAMAZAKI, KAZUHIKO	JPN	50.30	
5	576 ZADOINOV, VADIM	EUN	51.21	
6	1358 NEUENDORF, BAOBO	PNG	53.30	
7	895 SY SAVANE, AMADOU	GUI	54.26	

ROUND 1
HEAT 3

POS. No.	COMPETITOR	CTRY.	RESULT	
1	1116 KETER, ERICK	KEN	48.28	Q
2	626 DIAGANA, STEPHANE	FRA	48.41	Q
3	573 TVERDOKHLEB, OLEG	EUN	48.68	q
4	224 JACKSON, MARK BENJAMIN	CAN	49.18	
5	1415 RODRIGUES, PEDRO	POR	49.46	
6	1344 GHULAM, ABBAS	PAK	50.57	
7	580 DAUNAKAMAKAMA, A. W.	FUJ	53.90	

ROUND 1
HEAT 4

POS. No.	COMPETITOR	CTRY.	RESULT	
1	1740 NEAL, MCCLINTON	USA	49.13	Q
2	821 KOHRBRUCK, CARSTEN	GER	49.37	Q
3	1495 DIA-BA, AMAADOU	SEN	49.47	
4	1482 VORSTER, ANDRIES	RSA	49.75	
5	137 CHIAMULERA, PEDRO P.	BRA	AB	
6	1586 ABOU HAMED, ZEID	SYR	NP	
7	1650 KHAYATI, FADHEL	TUN	NP	

ROUND 1
HEAT 5

POS. No.	COMPETITOR	CTRY.	RESULT	
1	1573 NYLANDER, SVEN	SWE	49.49	Q
2	1746 PATRICK, DAVID	USA	49.56	Q
3	1600 KUČEJ, JOZEF	TCH	50.28	
4	1194 RAKOTOMBELONTSOA, H.	MAD	51.54	
5	1611 KOKOHU, PAAKI T.	TGA	56.99	
6	755 ROBERTSON, MAX	GBR	AB	
7	1066 THOMPSON, MARK A.	JAM	DQ	

ROUND 1
HEAT 6

POS. No.	COMPETITOR	CTRY.	RESULT	
1	684 AKABUSI, KRISS	GBR	48.98	Q
2	151 NUNES DE ARAUJO, E.	BRA	49.10	Q
3	1015 MORI, FABRIZIO	ITA	49.16	
4	49 HOLLINGSWORTH, SIMON	AUS	49.74	
5	1384 WOZNIAK, PAWEL	POL	50.30	
6	1619 KENCHAN, CHANOND	THA	50.60	
7	898 BENTLEY, RICHARD	GUM	57.04	



Atletisme
Homes
400 m tanques

Atletismo
Hombres
400 m vallas

Athlétisme
Hommes
400 m haies

Athletics
Men
400 m hurdles

ROUND 1
HEAT 7

POS. No.	COMPETITOR	CTRY.	RESULT	
1	1046 GRAHAM, WINTHROP	JAM	48.51	Q
2	1577 WALLENLIND, NIKLAS	SWE	48.71	Q
3	1119 KINYOR, BARNABAS AGUI	KEN	48.90	q
4	1091 SAITO, YOSHIHIKO	JPN	49.01	
5	183 MARKOV, ASSEN	BUL	50.21	
6	1507 FANNY, GIOVANNY	SEY	52.63	
7	327 FOSTER HUTCHINSON, A.	CRC	52.93	

SEMI-FINAL
HEAT 1

POS. No.	COMPETITOR	CTRY.	RESULT	
1	684 AKABUSI, KRISS	GBR	48.01	Q
2	626 DIAGANA, STEPHANE	FRA	48.28	Q
3	1577 WALLENLIND, NIKLAS	SWE	48.35	Q
4	1746 PATRICK, DAVID	USA	48.47	Q
5	1740 NEAL, MCCLINTON	USA	48.71	
6	1116 KETER, ERICK	KEN	49.01	
7	821 KOHRBRUCK, CARSTEN	GER	49.41	
8	151 NUNES DE ARAUJO, E.	BRA	49.66	

SEMI-FINAL
HEAT 2

POS. No.	COMPETITOR	CTRY.	RESULT	
1	1046 GRAHAM, WINTHROP	JAM	47.62	Q
2	1785 YOUNG, KEVIN	USA	47.63	Q
3	573 TVERDOKHLEB, OLEG	EUN	49.11	Q
4	619 CARISTAN, STEPHANE	FRA	49.50	Q
5	1119 KINYOR, BARNABAS AGUI	KEN	49.52	
6	1573 NYLANDER, SVEN	SWE	49.64	
	1815 MATETE, SAMUEL	ZAM	DQ	
	811 HENSE, OLAF	GER	NP	

FINAL

POS. No.	COMPETITOR	CTRY.	RESULT	
1	1785 YOUNG, KEVIN	USA	46.78	WR
2	1046 GRAHAM, WINTHROP	JAM	47.66	
3	684 AKABUSI, KRISS	GBR	47.82	
4	626 DIAGANA, STEPHANE	FRA	48.13	

POS. No.	COMPETITOR	CTRY.	RESULT	
5	1577 WALLENLIND, NIKLAS	SWE	48.63	
6	573 TVERDOKHLEB, OLEG	EUN	48.63	
7	619 CARISTAN, STEPHANE	FRA	48.86	
8	1746 PATRICK, DAVID	USA	49.26	



Atletisme
Homes
3.000 m obstacles

Atletismo
Hombres
3.000 m obstáculos

Athlétisme
Hommes
3 000 m steeple

Athletics
Men
3,000 m steeplechase

ROUND 1
HEAT 1

POS. No.	COMPETITOR	CTRY.	RESULT	
1	1133 MUTWOL, WILLIAM	KEN	8:26.23	Q
2	1688 DIEMER, BRIAN	USA	8:28.88	Q
3	765 WALKER, COLIN	GBR	8:29.34	Q
4	787 BRAND, STEFFEN	GER	8:30.03	Q
5	506 GOLIAS, VLADIMIR	EUN	8:32.49	Q
6	617 BRUSSEAU, THIERRY	FRA	8:33.10	Q
7	594 HAUTALA, VILLE	FIN	8:34.10	
8	1830 BUCHLEITNER, MICHAEL	AUT	8:40.46	
9	215 FELL, GRAEME	CAN	8:50.87	
10	585 SINGH, DAVENDRA P.	FJ	9:07.49	
	1213 SAHERE, ABDELAZIZ	MAR	NP	

ROUND 1
HEAT 2

POS. No.	COMPETITOR	CTRY.	RESULT	
1	1107 BIRIR, MATHEW	KEN	8:23.22	Q
2	146 LOPES DO CARMO, C.	BRA	8:26.31	Q
3	1828 VAN DUCK, WILLIAM	BEL	8:27.23	Q
4	6 BRAHMI, AZZEDDINE	ALG	8:28.01	Q
5	694 BUCKNER, TOM	GBR	8:28.36	Q
6	1210 KHATTABI, ELARBI	MAR	8:28.50	Q
7	1733 LOPEZ, DANIEL	USA	8:29.01	
8	829 MELZER, HAGEN	GER	8:31.89	
9	1157 AL-DOSSARY, MOHAMMED	KSA	8:36.73	
10	518 KONOVALOV, IVAN	EUN	8:58.04	
11	1352 BEGEO, HECTOR	PHI	9:14.48	

ROUND 1
HEAT 3

POS. No.	COMPETITOR	CTRY.	RESULT	
1	1138 SANG, PATRICK	KEN	8:27.01	Q
2	717 HANLON, TOM	GBR	8:27.46	Q
3	1662 VERA REBOLLO, RICARDO	URU	8:27.71	Q
4	1682 CROGHAN, MARK	USA	8:28.15	Q
5	1009 LAMBRUSCHINI, A.	ITA	8:29.64	Q
6	643 MAHMOUD, JOSEPH	FRA	8:30.54	Q
7	1476 NIEWOUDT, WHADDON	RSA	8:30.61	q
8	1402 JUNQUEIRA, JOAO	POR	8:32.68	q
9	945 SADJADI HAZAVEH, S.	IRI	8:36.87	
10	25 CASCABELO FERREYRA, M.	ARG	8:38.89	
11	1439 HASSAN, JAMAL ABDI	QAT	8:54.98	

INTERMEDIATE TIMES

No.	COMPETITOR	CTRY.	RESULT
1000 m	787 BRAND, STEFFEN	GER	2:53.64
2000 m	765 WALKER, COLIN	GBR	5:37.17

INTERMEDIATE TIMES

No.	COMPETITOR	CTRY.	RESULT
1000 m	1828 VAN DUCK, WILLIAM	BEL	2:52.36
2000 m	1107 BIRIR, MATHEW	KEN	5:42.82

INTERMEDIATE TIMES

No.	COMPETITOR	CTRY.	RESULT
1000 m	717 HANLON, TOM	GBR	2:50.24
2000 m	717 HANLON, TOM	GBR	5:39.00

SEMI-FINAL
HEAT 1

POS. No.	COMPETITOR	CTRY.	RESULT	
1	1107 BIRIR, MATHEW	KEN	8:25.55	Q
2	787 BRAND, STEFFEN	GER	8:26.12	Q
3	1138 SANG, PATRICK	KEN	8:26.46	Q
4	1828 VAN DUCK, WILLIAM	BEL	8:26.70	Q
5	717 HANLON, TOM	GBR	8:26.91	Q
6	1662 VERA REBOLLO, RICARDO	URU	8:27.46	
7	1682 CROGHAN, MARK	USA	8:30.15	
8	694 BUCKNER, TOM	GBR	8:32.89	
9	594 HAUTALA, VILLE	FIN	8:33.69	
10	1402 JUNQUEIRA, JOAO	POR	8:39.17	
11	1733 LOPEZ, DANIEL	USA	8:41.28	
12	643 MAHMOUD, JOSEPH	FRA	8:52.00	

SEMI-FINAL
HEAT 2

POS. No.	COMPETITOR	CTRY.	RESULT	
1	1133 MUTWOL, WILLIAM	KEN	8:19.83	Q
2	146 LOPES DO CARMO, C.	BRA	8:20.46	Q
3	1688 DIEMER, BRIAN	USA	8:23.30	Q
4	1009 LAMBRUSCHINI, A.	ITA	8:23.56	Q
5	6 BRAHMI, AZZEDDINE	ALG	8:25.85	Q
6	1210 KHATTABI, ELARBI	MAR	8:27.00	q
7	506 GOLIAS, VLADIMIR	EUN	8:30.26	
8	765 WALKER, COLIN	GBR	8:34.82	
9	1157 AL-DOSSARY, MOHAMMED	KSA	8:36.38	
10	1476 NIEWOUDT, WHADDON	RSA	8:37.99	
11	829 MELZER, HAGEN	GER	8:38.07	
12	617 BRUSSEAU, THIERRY	FRA	8:42.48	

FINAL

POS. No.	COMPETITOR	CTRY.	RESULT	
1	1107 BIRIR, MATHEW	KEN	8:08.84	
2	1138 SANG, PATRICK	KEN	8:09.55	
3	1133 MUTWOL, WILLIAM	KEN	8:10.74	
4	1009 LAMBRUSCHINI, A.	ITA	8:15.52	
5	787 BRAND, STEFFEN	GER	8:16.60	
6	717 HANLON, TOM	GBR	8:18.14	
7	1688 DIEMER, BRIAN	USA	8:18.77	
8	6 BRAHMI, AZZEDDINE	ALG	8:20.71	
9	1828 VAN DUCK, WILLIAM	BEL	8:22.51	
10	1210 KHATTABI, ELARBI	MAR	8:23.82	
11	146 LOPES DO CARMO, C.	BRA	8:25.92	
12	1662 VERA REBOLLO, RICARDO	URU	8:26.35	

INTERMEDIATE TIMES

No.	COMPETITOR	CTRY.	RESULT
1000 m	1402 JUNQUEIRA, JOAO	POR	2:58.25
2000 m	787 BRAND, STEFFEN	GER	5:47.03

INTERMEDIATE TIMES

No.	COMPETITOR	CTRY.	RESULT
1000 m	1210 KHATTABI, ELARBI	MAR	2:41.33
2000 m	1210 KHATTABI, ELARBI	MAR	5:29.08

INTERMEDIATE TIMES

No.	COMPETITOR	CTRY.	RESULT
1000 m	1133 MUTWOL, WILLIAM	KEN	2:44.86
2000 m	1133 MUTWOL, WILLIAM	KEN	5:31.86



Atletisme
Homes
Salt d'alçada

Atletismo
Hombres
Salto de altura

Athlétisme
Hommes
Saut en hauteur

Athletics
Men
High jump

QUALIFYING
HEAT 1

POS. No.	COMPETITOR	CTRY.	200	205	210	215	220	223	226	229	RESULT
1	367 SOTOMAYOR, J.	CUB	-	-			O		O		2.26 q
2	1460 MATEI, SORIN	ROM	-	-	-	XO	O	XO	O		2.26 q
3	1679 CONWAY, HOLLIS	USA	-	-	-	O	O	O	XO		2.26 q
4	174 DAKOV, GUEORGUI	BUL	-	-	-	O	XO	XO			2.26 q
5	1377 PARTYKA, ARTUR	POL	-	-	O	-	O	-	XXO		2.26 q
6	44 FORSYTHE, T.	AUS	-	-	-		XO	O	XXO		2.26 q
7	1317 HOEN, STEINAR	NOR	-	-	-	O	O	XO	XXX		2.23
8	91 THOMPSON, IAN	BAH	-	-	-	XO	O	XXO	XXX		2.23
9	1749 PLAB, DARRIN	USA	-	-	-	XXO	XO	XXO	XXX		2.30
10	1154 LEE, JIN-TACK	KOR	-	-	-		O	-	XXX		2.20
11	558 SERGIYENKO, Y.	EUN	-	-	O	XO	XO	XXX			2.20
12	785 BEYER, W.	GER	-	-	-	O	XXO	XXX			2.20
13	291 XU, YANG	CHN	O	XO	O		XXO	XXX			2.20
14	441 ORTIZ, ARTURO	ESP	-	-	-		-	XXX			2.15
14	830 MOGENBURG, D.	GER	-	-	-	O	XXX				2.15
16	713 GRANT, DALTON	GBR	-	-	-	XO	XXX				2.15
16	944 ZORIC, STEVAN	IOP				XO	XXX				2.15
18	1262 NAIKO, KHEMRAZ	MRI			O	XXX					2.10
18	881 MICHALOPOULOS	GRE	-	-	O	-	XXX				2.10
18	946 SHAYAN, HOSSEIN	IRI	-	-	O	XXX					2.10
21	1037 SCATLIFFE, KARL	IVB	O	O	XO	XXX					2.10
22	674 ONWANLELE, H.	GAB		O	XXX						2.05

QUALIFYING
HEAT 2

POS. No.	COMPETITOR	CTRY.	200	205	210	215	220	223	226	229	RESULT
1	341 DRAKE, MARINO	CUB	-	-	-	O		XXO	XO	XO	2.29 Q
2	760 SMITH, STEPHEN	GBR	-	-	-	O		O	XXO	XXO	2.29 Q
3	1665 AUSTIN, CHARLES	USA	-	-	-	-	O		O	X-	2.26
3	1574 SJOEBERG, PATRIK	SWE	-	-	-	-	-	O	O	X-	2.26
3	943 TOPIC, DRAGUTIN	IOP	-	-	-	-	O	-	O		2.26
6	850 SONN, RALF	GER	-	-	-	O	XO	O	O		2.26
7	401 BECQUER, GUSTAVO	ESP	-	-	-	XO	XO	-	O		2.26
8	88 KEMP, TROY	BAH	-	-	-	-	O	-	XO	X-	2.26
9	751 REILLY, BRENDAN	GBR	-	-	O	O	XO	XXO	XXX		2.23
10	883 PAPAPOSTAS, L	GRE	-	-	-	-	O		XXX		2.20
10	1321 SARNBLOM, HAKON	NOR	-	-	O	O	O	-	XXX		2.20
12	543 PAKLIN, IGOR	EUN	-	-	-	-	XO	-	XXX		2.20
12	68 THOMSON, L.	AUS	-	-	O	-	XO		XXX		2.20
14	252 ZALIAUSKAS, ALEX	CAN	-	-	O	XXO	XXX				2.15
14	33 ANDERSON, DAVID	AUS	-	-	O	XO	XXX				2.15
16	1506 BEAUCHAMP, DANNY	SEY	O	O	O	XXX					2.10
16	11 MOUSLI, YACINE	ALG	-	-	O	XXX					2.10
16	1437 AL-SHEEB, A.	QAT	-	O	O	XXX					2.10
19	1146 CHO, HYUN-UK	KOR	-		XO	XXX					2.10
20	1073 GOR, F.	JOR	O	XO	A						2.05
	116 SAUNDERS, C.	BER			-	XXX					0.00

FINAL

POS. No.	COMPETITOR	CTRY.	215	220	224	228	231	234	237	239	RESULT
1	367 SOTOMAYOR, J.	CUB	-	-	XO	-	O	O	XX-	X	2.34
2	1574 SJOEBERG, P.	SWE			O		O	XO	XXX		2.34
3	1377 PARTYKA, ARTUR	POL	O		XO		O	XO	XXX		2.34
3	44 FORSYTHE, T.	AUS		O	O		XO	XO	XXX		2.34
3	1679 CONWAY, HOLLIS	USA		O	-	XO		XO	XXX		2.34
6	850 SONN, RALF	GER		O	O	O	O	XX-	X		2.31
7	88 KEMP, TROY	BAH		O	-	XO	O	XXX			2.31

POS. No.	COMPETITOR	CTRY.	215	220	224	228	231	234	237	239	RESULT
8	341 DRAKE, MARINO	CUB	-	O	-	O	XXX				2.28
8	1665 AUSTIN, CHARLES	USA	-	O	-	O		X-	XX		2.28
8	943 TOPIC, DRAGUTIN	IOP	-	O	-	O	XX-	X			2.28
11	401 BECQUER, G.A.	ESP	-	O	XO	O	XXX				2.28
12	760 SMITH, STEPHEN	GBR	O		O		XX-	X			2.24
13	1460 MATEI, SORIN	ROM	-	-	XO		XXX				2.24
14	174 DAKOV, GUEORGUI	BUL	O	O	XXO	XXX					2.24

48



Atletisme
Homes
Salt de perxa

Atletismo
Hombres
Salto de pértiga

Athlétisme
Hommes
Saut à la perche

Athletics
Men
Pole vault

QUALIFYING
HEAT 1

POS. No.	COMPETITOR	CTRY.	480	500	520	530	540	550	555	560	RESULT
1	489 BUBKA, SERGEY	EUN	-	-	-	-	-	-	-	O	5.60 Q
2	1769 TARPENNING, K.	USA	-	-	-	-	XO	XO	-	XO	5.60 Q
3	448 RUIZ, ALBERTO	ESP	-	-	O	-	O	XO	XO	XXX	5.55
4	1777 VOLZ, DAVID	USA	-	-	-	-	O	XO	XXO	XXX	5.55
5	634 GALFIONE, JEAN	FRA	-	-	-	-	O	O	-	XXX	5.50
6	624 D'ENCAUSSE, P.	FRA	-	-	-	-	XO	O	-	XXX	5.50
6	600 LEHTONEN, JANI	FIN	-	-	-	-	XO	O	-	XXX	5.50
8	1835 NIKOV, H.	BUL	-	-	-	O	-	XO	-	XXX	5.50
9	456 BURKREJEV, V.	EST	-	-	-	-	O	XXO	XXX		5.50
10	432 MARTI, DANIEL	ESP	-	-	O	-	XO	XXX			5.40
11	1579 WIDEN, PETER	SWE	-	-	-	XXO	XXO	XXX			5.40
12	1260 GARDENNE, K.	MRI		O	O	XXX					5.20
12	251 WOOD, DOUGLAS	CAN	-	-	O	-	XXX				5.20
14	705 EDWARDS, M.	GBR	-	-	XO	XXX					5.20
	1325 GIBBONS, P.	NZL	-	XXX							0.00
	1149 KIM, CHUL-KYUN	KOR	-	-	XXX						0.00
	72 FEHRINGER, H.	AUT	A								AB

QUALIFYING
HEAT 2

POS. No.	COMPETITOR	CTRY.	480	500	520	530	540	550	555	560	RESULT
1	566 TARASSOV, MAXIM	EUN	-	-	-	-	O	-	O		5.60 Q
2	972 KRASNOV, EVGENY	ISR	-	-	-	-	XO	O	XO	O	5.60 Q
3	1672 BRIGHT, TIMOTHY	USA	-	-	-	-	O	O	-	XO	5.60 Q
4	569 TRANDENKOV, I.	EUN	-	-	-	-		XO		XXO	5.60 Q
5	418 GARCIA, JAVIER	ESP	-	-	-		O	XO	XO	X-	5.55 q
6	605 PELTONIEMI, A.	FIN	-	-	-		XO	XO	XO	X-	5.55 q
6	913 BAGYULA, ISTVAN	HUN	-	-	O	O	XO	XO	XO	XXX	5.55 q
8	622 COLLET, P.	FRA	-	-	-		XO	XXO	X-		5.55 q
9	1426 DIAZ, EDGAR	PUR	-		XXO	-		XXO	XXX		5.50
10	1020 PEGORARO, A.	ITA	-	-	-	-	XXO	XXX			5.40
11	35 ARKELL, SIMON	AUS	-	-	-	O	-	XXX			5.30
12	882 PALLAKIS, C.	GRE	-	XO	O	XXO	XXX				5.30
13	375 STEPHANI, P.	CYP	-	O	XO	XXX					5.20
14	1353 LASQUETE, E.	PHI	XXO	O	XXX						5.00
15	1398 FERNANDES, NUNO	POR	XXO	XO	XXX						5.00
	1173 OBIZAJEVS, A.	LAT	-	-				XXX			0.00
	266 RIETHER, THOMAS	CHI	-	XXX							0.00
	1092 SANO, HIROYUKI	JPN	-	-	XXX						0.00



Atletisme
Homes
Salt de perxa

Atletismo
Hombres
Salto de pértiga

Athlétisme
Hommes
Saut à la perche

Athletics
Men
Pole vault

FINAL

POS. No.	COMPETITOR	CTRY.	520	530	540	550	555	560	565	570	575	580	585	590	RESULT
1	566 TARASSOV, MAXIM	EUN	-	-				O	-		O	-	XXX		5.80
2	569 TRANDENKOV, I.	EUN	-	-	-	O		-	-	O	-	XXO	-	XXX	5.80
3	418 GARCIA, JAVIER	ESP	-	-	O	-		O	-	O	XO	XXX			5.75
4	1769 TARPENNING, K.	USA	-	-	-	-		O	-	-	XXO	XXX			5.75
5	1777 VOLZ, DAVID	USA	-	-	-	XO	-	O	-	O	-	XXX			5.65
6	605 PELTONIEMI, A.	FIN	-	-	XXO	-		XO	-	X	XX				5.60

POS. No.	COMPETITOR	CTRY.	520	530	540	550	555	560	565	570	575	580	585	590	RESULT
7	622 COLLET, P.	FRA	-	-	-			O	-	-	XXX				5.55
8	972 KRASNOV, E.	ISR	-	-	XO	XXX									5.40
9	913 BAGYULA, ISTVAN	HUN	XXO	O	XXX										5.30
10	448 RUIZ, ALBERTO	ESP	-	XXO	-	XXX									5.30
	489 BUBKA, SERGEY	EUN	-	-	-	-	-	-	-	-	-	XX	X		0.00
	1672 BRIGHT, TIMOTHY	USA	-	-	-	-	-	-	-	-	XXX				0.00



Atletisme
Homes
Salt de llargada

Atletismo
Hombres
Salto de longitud

Athlétisme
Hommes
Saut en longueur

Athletics
Men
Long jump

QUALIFYING
HEAT 1

POS. No.	COMPETITOR	CTRY.	1	2	3	RESULT
1	1752 POWELL, MIKE	USA	8.14			8.14 Q
2	349 JEFFERSON, J.	CUB	7.96	7.97	8.09	8.09 Q
3	40 CULBERT, DAVID	AUS	8.00	7.59	X	8.00 q
4	273 CHEN, ZUNRONG	CHN	7.93	X	7.90	7.93 q
5	1702 GREENE, JOE	USA	7.69	X	7.90	7.90 q
6	87 HEPBURN, C.	BAH	X	7.89	7.81	7.89
7	886 VASDEKIS, S.	GRE	7.67	7.82	7.71	7.82
8	1086 MORINAGA, M.	JPN	7.74	7.78	7.79	7.79
9	177 GUEORGIEV, G.	BUL	7.37	X	7.75	7.75
10	225 JAMES, IAN	CAN	X	7.74	X	7.74
11	1596 GOMBALA, MILAN	TCH	7.54	X	7.69	7.69
12	1512 GANDA, THOMAS	SLE	7.67	7.40	7.43	7.67
13	889 LICORISH, E.	GRN	7.57	7.60	7.54	7.60
14	637 HELAN, SERGE	FRA	7.60	X	7.48	7.60
15	823 KRAUSE, K.	GER	X	X	7.54	7.50
16	930 SZALMA, LASZLO	HUN	7.47	7.40	7.36	7.47
17	1427 FRANCIS, M.	PUR	X	X	7.46	7.47
18	1127 KOECH, BENJAMIN	KEN	7.43	7.44	7.32	7.44
19	253 STREETE-THOMPS.	CAY	7.39	X	X	7.39
20	391 IANUZZELLI, A.	ESA	X	7.31	X	7.31
21	1541 MOSA, KHALID	SUD	7.03	7.02	6.54	7.03
22	1823 MDHLONGWA, N.	ZIM	6.96	6.95	6.96	6.96
23	511 IVANOV, VADIM	EUN	X	X	5.97	5.97
	1003 EVANGELISTI, G.	ITA	X	X	X	0.00
	427 HERNANDEZ, A.	ESP	X	X	X	0.00
	892 DIAKITE, SORYBA	GUI	X	A		AB
	18 FERRAZ, AFONSO	ANG	N			NP

QUALIFYING
HEAT 2

POS. No.	COMPETITOR	CTRY.	1	2	3	RESULT
1	1729 LEWIS, CARL	USA	8.68			8.68 Q
2	277 HUANG, GENG	CHN	7.90	8.22		8.22 Q
3	880 KOUKODIMOS, K.	GRE	8.22			8.22 Q
4	481 BAGRIANOV, D.	EUN	7.95	8.09		8.09 Q
5	361 PEDROSO, IVAN	CUB	7.83	8.07	8.00	8.07 Q
6	1469 TUDOR, BOGDAN	ROM	7.51	7.60	8.07	8.07 Q
7	1520 BILAC, BORUT	SLO	X	8.00	X	8.00
8	806 HAAF, DIETMAR	GER	X	7.74	7.85	7.85
9	901 MASON, MARK	GUY	7.42	7.83	X	7.83
10	440 OLIVAN, JESUS	ESP	X	7.78	X	7.78
11	642 LESTAGE, FRANCK	FRA	7.72	7.65	7.66	7.72
12	709 FORSYTHE, MARK	GBR	7.71	X	X	7.71
13	1433 WILLIAMS, ELMER	PUR	7.63	7.56	7.70	7.70
14	195 ZIO, FRANCK	BUR	7.47	7.63	7.70	7.70
15	912 ALMASI, CSABA	HUN	X	X	7.69	7.69
16	217 FLOREAL, EDRICK	CAN	7.62	7.54	7.62	7.62
17	1366 GOLANOWSKI, R.	POL	X	X	7.61	7.61
18	1137 SABULEI, JAMES	KEN	7.50	7.37	7.38	7.50
19	1506 BEAUCHAMP, D.	SEY	X	X	7.44	7.44
20	1437 AL-SHEEB, A.	QAT	X	7.27	X	7.27
21	583 QORO, GABRIELI	FUJ	7.22	X	5.19	7.22
22	122 SHAW, ELSTON	BIZ	6.29	6.38	6.57	6.57
23	9 KLOUCHI, A.	ALG	5.33	X	X	5.33
	1582 MDLULI, SYDNEY	SWZ	X	X	X	0.00
	1499 MBENGUE, BADARA	SEN	N			NP
	1653 AL HADHRAMI, M.	UAE	N			NP

FINAL

POS. No.	COMPETITOR	CTRY.	1	2	3	4	5	6	RESULT
1	1729 LEWIS, CARL	USA	8.67	8.33	X	X	8.50	8.50	8.67
2	1752 POWELL, MIKE	USA	7.95	8.22	8.33	X	8.53	8.64	8.64
3	1702 GREENE, JOE	USA	X	X	7.88	8.34	8.14	X	8.34
4	361 PEDROSO, IVAN	CUB	7.79	8.11	8.01	7.98	8.11	7.51	8.11
5	349 JEFFERSON, J.	CUB	7.30	7.69	8.08	7.93	8.00	X	8.08
6	880 KOUKODIMOS, K.	GRE	7.30	7.99	7.92	8.04	7.88	7.50	8.04

POS. No.	COMPETITOR	CTRY.	1	2	3	4	5	6	RESULT
7	481 BAGRIANOV, D.	EUN	7.79	5.74	X	7.98	7.88	7.84	7.98
8	277 HUANG, GENG	CHN	7.33	7.58	7.87	7.79	7.55	7.65	7.87
9	1520 BILAC, BORUT	SLO	X	7.60	7.76				7.76
10	273 CHEN, ZUNRONG	CHN	7.71	7.47	7.75				7.75
11	40 CULBERT, DAVID	AUS	7.36	7.30	7.73				7.73
12	1469 TUDOR, BOGDAN	ROM	7.26	7.37	7.61				7.61



Atletisme
Homes
Triple salt

Atletismo
Hombres
Triple salto

Athlétisme
Hommes
Triple saut

Athletics
Men
Triple jump

QUALIFYING
HEAT 1

POS.	No.	COMPETITOR	CTRY.	1	2	3	RESULT	
1	90	RUTHERFORD, F.	BAH	X	16.96	17.28	17.28	Q
2	575	VOLOSHIN, LEONID	EUN	17.21			17.21	Q
3	1762	SIMPKINS, C.	USA	16.41	16.59	17.05	17.05	Q
4	523	KOVALENKO, A.	EUN	X	16.93	X	16.93	q
5	1362	BEDENICZUK, E.	POL	X	16.92	X	16.92	q
6	1193	RABENALA, T.	MAD	16.45	16.58	16.84	16.84	
7	661	SAINTE-ROSE, G.	FRA	16.25	16.50	16.17	16.50	
8	637	HELAN, SERGE	FRA	16.27	16.23	16.47	16.47	
9	184	MARKOV, CHRISTO	BUL	X	X	16.46	16.46	
10	8	KHAIDA, LOTFI	ALG	16.31	16.30	X	16.31	
11	1770	TILLMAN, JOHN	USA	16.22	X	X	16.22	
12	437	MORENO, SANTIAGO	ESP	15.71	16.04	16.04	16.04	
13	1103	YAMASHITA, N.	JPN	X	15.51	15.97	15.97	
14	1823	MDHLONGWA, N.	ZIM	X	X	15.96	15.96	
15	99	HAYNES, ALVIN	BAR	X	15.93	15.64	15.93	
16	704	EDWARDS, J.	GBR	X	15.76	15.06	15.76	
17	270	CHEN, YANPING	CHN	15.66	15.48	X	15.66	
18	1569	HENRIKSSON, TORD	SWE	14.48	15.30	15.66	15.66	
19	159	TEIXEIRA, JORGE	BRA	15.64	15.50	X	15.64	
20	16	DIAS, ANTONIO	ANG	15.48	15.41	15.38	15.48	
21	1343	BANARAS, KHAN	PAK	X	X	15.37	15.37	
	238	O GILVIE, ORAL	CAN	X	X	X	00.00	
	177	GUEORGIEV, GALIN	BUL	X	X	A	AB	
	868	DODOO, FRANCIS	GHA	X	A		AB	

FINAL

POS.	No.	COMPETITOR	CTRY.	1	2	3	4	5	6	RESULT
1	1678	CONLEY, MICHAEL	USA	16.82	17.63	17.19	17.54	X	18.17	18.17 OR
2	1762	SIMPKINS, C.	USA	16.87	16.66	X	16.74	17.29	17.60	17.60
3	90	RUTHERFORD, F.	BAH	16.75	17.36	17.36	17.16	16.33	X	17.36
4	575	VOLOSHIN, L.	EUN	17.32	17.24	X	X	17.32	16.82	17.32
5	117	WELLMAN, BRIAN	BER	16.98	17.24	16.99	X	X	X	17.24
6	362	QUESADA, Y.	CUB	17.15	16.75	17.05	X	17.04	17.18	17.18

QUALIFYING
HEAT 2

POS.	No.	COMPETITOR	CTRY.	1	2	3	RESULT	
1	618	CAMARA, PIERRE	FRA	X	16.58	17.34	17.34	Q
2	1678	CONLEY, MICHAEL	USA	17.23			17.23	Q
3	362	QUESADA, YOELVIS	CUB	16.93	16.90	17.21	17.21	Q
4	117	WELLMAN, BRIAN	BER	16.26	16.69	17.16	17.16	Q
5	300	ZOU, SIXIN	CHN	17.07			17.07	Q
6	1169	BRUZIKS, MARIS	LAT	16.94	X	X	16.94	
7	561	SOKOV, VASILY	EUN	16.91	13.52	X	16.91	
8	1860	JAROS, RALF	GER	16.89	X	X	16.89	
9	1602	MIKULAS, MILAN	TCH	X	X	16.82	16.82	
10	1161	AL-YOHA, MARSOQ	KUW	16.44	16.75	X	16.75	
11	89	LAWRENCE, W.	BAH	14.57	16.53	16.70	16.70	
12	682	AGYEONG, F.	GBR	X	16.55	X	16.55	
13	1508	NIOZE, PAUL	SEY	16.32	15.86	15.66	16.32	
14	973	NAHUM, ROGEL	ISR	16.13	16.23	-	16.23	
15	712	GOLLEY, JULIAN	GBR	16.16	16.18	X	16.18	
16	1582	MDLULI, SYDNEY	SWZ	15.78	16.07	16.18	16.18	
17	158	SOUZA, ANISIO	BRA	16.03	X	X	16.03	
18	1852	ELLIOT, N.	BAH	X	X	15.85	15.85	
19	1367	GRABARCZYK, A.	POL	X	15.79	15.52	15.79	
20	374	HADJIANDREOU, M.	CYP	15.64	15.32		15.64	
21	908	FLORES, LUIS	HON	15.08	13.88	14.52	15.08	
22	188	RAEV, NIKOLAI	BUL	X	14.67		14.67	
23	122	SHAW, ELSTON	BIZ	X	13.13	13.56	13.56	

POS.	No.	COMPETITOR	CTRY.	1	2	3	4	5	6	RESULT
7	523	KOVALENKO, A.	EUN	16.84	16.92	X	16.78	17.06	X	17.06
8	300	ZOU, SIXIN	CHN	X	17.00	X	X	A		17.00
9	561	SOKOV, VASILY	EUN	16.86	15.84	X				16.86
10	1169	BRUZIKS, MARIS	LAT	16.56	X	16.80				16.80
11	618	CAMARA, PIERRE	FRA	16.52	X	14.48				16.52
12	1362	BEDENICZUK, E.	POL	16.23	X	16.15				16.23

50



Atletisme
Homes
Llançament de pes

Atletismo
Hombres
Lanzamiento de peso

Athlétisme
Hommes
Poids

Athletics
Men
Shot put

QUALIFYING
HEAT 1

POS.	No.	COMPETITOR	CTRY.	1	2	3	RESULT	
1	1553	GUNTHOR, WERNER	SUI	20.50			20.50	Q
2	1036	ZERBINI, LUCIANO	ITA	20.25			20.25	Q
3	941	PERIC, DRAGAN	IOP	X	18.35	20.24	20.24	Q
4	530	LYKHO, V.	EUN	X	20.24		20.24	Q
5	1768	STULCE, MICHAEL	USA	20.18			20.18	Q
6	1666	BACKES, R.	USA	19.71	19.35	X	19.71	
7	267	WEIL, GERT	CHI	18.51	19.04	19.41	19.41	
8	706	EDWARDS, PAUL	GBR	18.57	19.03	18.80	19.03	
9	1572	LARSSON, KENT	SWE	18.46	X	18.56	18.56	
10	784	BEYER, UDO	GER	18.47	X	X	18.47	
11	948	COSTELLO, VICTOR	IRL	15.99	17.15	X	17.15	
12	171	SARACEVIK, Z.	BSH	X	15.12	16.38	16.38	
	814	KONYA, KALMAN	GER	N			NP	

QUALIFYING
HEAT 2

POS.	No.	COMPETITOR	CTRY.	1	2	3	RESULT	
1	1689	DOEHRING, JAMES	USA	19.77	20.53		20.53	Q
2	515	KLIMENKO, A.	EUN	19.33	20.16		20.16	Q
3	987	ANDREI, A.	ITA	19.51	19.51	20.14	20.14	Q
4	855	TIMMERMANN, ULF	GER	19.62	19.73	19.93	19.93	Q
5	71	BODENMULLER, K.	AUT	19.56	19.86		19.86	Q
6	1576	TALLHEM, SOREN	SWE	18.41	19.18	19.65	19.65	q
7	967	GUDMUNDSSON, P.	ISL	18.46	18.76	19.15	19.15	
8	537	NEMTCHININOV, A.	EUN	18.91	18.98	X	18.98	
9	1456	GUSET, GHEORGHE	ROM	18.41	X	18.96	18.96	
10	604	PALJAKKA, ANTERO	FIN	18.42	X	X	18.42	
11	1158	ALKHALIDI, K.	KSA	17.56	17.72	17.50	17.72	
12	961	QUIRKE, PAUL	IRL	16.71	17.01	16.99	17.01	
13	1441	MUBARAK, B.	QAT	16.91	16.98	X	16.98	
14	212	DAJIA, PETER	CAN	X	X	16.81	16.81	



Atletisme
Homes
Llançament de pes

Atletismo
Hombres
Lanzamiento de peso

Athlétisme
Hommes
Poids

Athletics
Men
Shot put

FINAL

POS. No.	COMPETITOR	CTRY.	1	2	3	4	5	6	RESULT
1	1768 STULCE, MICHAEL	USA	21.49	21.58	X 21.11	21.70	X	21.70	21.70
2	1689 DOEHRING, JAMES	USA	19.89	20.96	X 20.17	X 20.03		20.96	20.96
3	530 LYKHO, V.	EUN	20.93	20.94	20.79	X 19.99	20.35	20.94	20.94
4	1553 GUNTHER, WERNER	SUI	19.74	20.01	20.27	20.85	X 20.91	20.91	20.91
5	855 TIMMERMANN, ULF	GER	20.12	20.03	19.82	20.49	20.10	20.38	20.49
6	71 BODENMULLER, K.	AUT	20.13	20.19	20.48	20.39	19.81	19.92	20.48

POS. No.	COMPETITOR	CTRY.	1	2	3	4	5	6	RESULT
7	941 PERIC, DRAGAN	IOP	X 19.90	19.59	20.07	X 20.32		20.32	20.32
8	515 KLIMENKO, A.	EUN	X 20.23	X	X	X 20.14		20.23	20.23
9	1036 ZERBINI, LUCIANO	ITA	19.88	19.75	19.54			19.88	19.88
10	1666 BACKES, R.	USA	19.75	X	X			19.75	19.75
11	987 ANDREI, A.	ITA	19.46	19.53	19.62			19.62	19.62
12	1576 TALLHEM, SOREN	SWE	18.31	19.32	X			19.32	19.32



Atletisme
Homes
Llançament de disc

Atletismo
Hombres
Lanzamiento de disco

Athlétisme
Hommes
Disque

Athletics
Men
Discus

QUALIFYING
HEAT 1

POS. No.	COMPETITOR	CTRY.	1	2	3	RESULT
1	1455 GRASU, COSTEL	ROM	61.30	X	63.06	63.06 Q
2	920 HORVATH, ATTILA	HUN	62.26	59.98	58.30	62.26
3	524 KOVTSUN, D.	EUN	60.88	61.62	61.14	61.62
4	433 MARTINEZ, DAVID	ESP	61.22	X	X	61.22
5	1853 MARTINEZ, J.	CUB	56.00	60.34	59.70	60.34
6	493 CHEVCHENKO, D.	EUN	57.20	60.22	X	60.22
7	842 RIEDEL, LARS	GER	57.54	X	59.98	59.98
8	1185 KIDYKAS, V.	LTU	X	59.10	59.96	59.96
9	1347 JIMENEZ-GAONA	PAR	56.98	X	59.78	59.78
10	1674 BUNCIC, MIKE	USA	X	57.84	59.12	59.12
11	1594 BUGAR, IMRICH	TCH	53.88	58.70	56.84	58.70
12	180 KOLEV, NIKOLAI	BUL	50.94	58.12	X	58.12
13	1671 BLUTREICH, B.	USA	57.08	54.44	55.40	57.08
14	768 WILLIAMS, SIMON	GBR	X	53.12	52.96	53.12
15	170 MUSTAPIC, D.	BSH	X	47.88	48.80	48.80
16	392 RODRIGUEZ, H.	ESA	43.22	X	40.76	43.22

QUALIFYING
HEAT 2

POS. No.	COMPETITOR	CTRY.	1	2	3	RESULT
1	1191 UBARTAS, ROMAS	LTU	66.08			66.08 Q
2	848 SCHULT, JURGEN	GER	61.04	63.46		63.46 Q
3	62 REITERER, W.	AUS	60.64	X	62.20	62.20 q
4	1778 WASHINGTON, A.	USA	58.18	57.86	62.18	62.18 q
5	359 MOYA, ROBERTO	CUB	X	62.06	61.44	62.06 q
6	968 HAFSTEINSSON, V.	ISL	60.20	58.64	58.08	60.20 q
7	1318 JENSEN, OLAV	NOR	60.00	59.74	X	60.00
8	293 YU, WENGE	CHN	58.92	X	59.42	59.42
9	917 FICSOR, JOZSEF	HUN	56.30	58.84	X	58.84
10	228 LAZDINS, R.	CAN	X	55.60	58.26	58.26
11	963 SWEENEY, N.	IRL	57.68	57.26	56.22	57.68
12	199 CONJUNGO, M.	CAF	57.46	X	54.40	57.46
13	578 ZINCHENKO, V.	EUN	56.94	56.64	56.46	56.94
14	1550 ERB, CHRISTIAN	SUI	X	55.16	54.38	55.16
15	1158 ALKHALIDI, K.	KSA	X	X	47.96	47.96
1036	ZERBINI, L.	ITA	X	X	X	00.00

51

FINAL

POS. No.	COMPETITOR	CTRY.	1	2	3	4	5	6	RESULT
1	1191 UBARTAS, ROMAS	LTU	60.90	62.64	64.36	X 65.12	X	65.12	65.12
2	848 SCHULT, JURGEN	GER	64.26	63.54	63.84	63.38	64.94	63.08	64.94
3	359 MOYA, ROBERTO	CUB	64.12	X	X 62.72	X 62.02		64.12	64.12
4	1455 GRASU, COSTEL	ROM	59.90	60.50	62.18	62.86	62.40	X	62.86
5	920 HORVATH, ATTILA	HUN	62.50	62.72	62.82	X 62.56	62.06	62.82	62.82
6	1853 MARTINEZ, J.	CUB	61.72	61.30	61.86	62.64	62.10	X	62.64

POS. No.	COMPETITOR	CTRY.	1	2	3	4	5	6	RESULT
7	524 KOVTSUN, D.	EUN	X 60.04	60.58	X 60.66	62.04		62.04	62.04
8	493 CHEVCHENKO, D.	EUN	61.78	60.92	X	X	X	X	61.78
9	433 MARTINEZ, DAVID	ESP	59.74	59.54	60.16				60.16
10	62 REITERER, W.	AUS	60.12	58.92	X				60.12
11	968 HAFSTEINSSON, V.	ISL	60.06	X 58.90					60.06
12	1778 WASHINGTON, A.	USA	59.96	X 58.76					59.96



Atletisme
Homes
Llançament de martell

Atletismo
Hombres
Lanzamiento de martillo

Athlétisme
Hommes
Marteau

Athletics
Men
Hammer

QUALIFYING
HEAT 1

POS. No.	COMPETITOR	CTRY.	1	2	3	RESULT
1	1731 LOGAN, JUD	USA	78.40			78.40 Q
2	460 TAMM, JURI	EST	71.76	75.24	78.16	78.16 Q
3	478 ASTAPKOVITCH, I.	EUN	76.50			76.50 Q
4	1027 SGRULLETTI, E.	ITA	75.40	75.40	X	75.40
5	75 LINDNER, JOHANN	AUT	75.28	75.24	74.02	75.28
6	860 WEIS, HEINRICH	GER	74.86	74.64	X	74.86
7	654 PIOLANTI, R.	FRA	X	73.22	71.98	73.22

POS. No.	COMPETITOR	CTRY.	1	2	3	RESULT
8	639 KUHN, FREDERICK	FRA	71.20	71.76	71.64	71.76
9	26 CHARADIA, ANDRES	ARG	70.82	70.64	X	70.82
10	1192 VILUCKIS, B.	LTU	70.54	X	70.54	70.54
11	185 MINEV, PLAMEN	BUL	68.78	X	69.90	69.90
12	719 HEAD, PAUL	GBR	X	69.58	65.64	69.58
13	1606 SEDLACEK, PAVEL	TCH	67.76	64.98	67.34	67.76



Atletisme
Homes
Llançament de martell

Atletismo
Hombres
Lanzamiento de martillo

Athlétisme
Hommes
Marteau

Athletics
Men
Hammer

QUALIFYING
HEAT 2

POS. No.	COMPETITOR	CTRY.	1	2	3	RESULT	
1	539 NIKOULINE, IGOR	EUN	74.20	79.08		79.08	Q
2	476 ABDUVALIEV, A.	EUN	78.82			78.82	Q
3	1685 DEAL, LANCE	USA	X	75.58	77.00	77.00	Q
4	919 GECSEK, TIBOR	HUN	76.48			76.48	Q
5	629 EPALLE, C.	FRA	76.24			76.24	Q
6	38 CARLIN, SEAN	AUS	74.48	74.38	75.90	75.90	q
7	268 BI, ZHONG	CHN	70.66	X	74.30	74.30	
8	885 SARITZOGLU, S.	GRE	X	73.06	74.16	74.16	
9	792 DETHLOFF, CLAUS	GER	73.12	73.64	73.36	73.64	
10	1568 GUSTAFSSON, TORE	SWE	73.52	X	71.92	73.52	
11	191 TANEV, IVAN	BUL	70.20	71.16	72.62	72.62	
12	1698 FLAX, KENNETH	USA	69.04	X	69.36	69.36	
13	1159 AL-BAKHEET, W.	KUW	X	X	63.94	63.94	
14	164 ALAMEERI, R.	BRN	X	X	56.08	56.08	

FINAL

POS. No.	COMPETITOR	CTRY.	1	2	3	4	5	6	RESULT
1	476 ABDUVALIEV, A.	EUN	78.56	80.18	80.34	82.54	79.12	82.24	82.54
2	478 ASTAPKOVICH, I.	EUN	80.02	X	81.80	78.08	81.70	81.96	81.96
3	539 NIKULIN, IGOR	EUN	78.46	78.56	X	78.32	80.44	81.38	81.38
4	919 GECSEK, TIBOR	HUN	77.78	75.78	X	75.54	X	76.58	77.78
5	460 TAMM, JUURI	EST	76.36	77.00	X	76.80	75.82	77.52	77.52
6	860 WEIS, HEINRICH	GER	76.72	X	76.90	X	75.32	76.28	76.90
7	1685 DEAL, LANCE	USA	X	76.84	74.92	X	75.06	76.42	76.84
8	38 CARLIN, SEAN	AUS	75.08	76.16	75.10				76.16
9	75 LINDNER, JOHANN	AUT	75.14	73.36	74.26				75.14
10	629 EPALLE, C.	FRA	74.24	74.84	74.74				74.84
11	1027 SGRULLETTI, E.	ITA	72.98	72.34	X				72.98
1731	LOGAN, JUD	USA	D						DQ



Atletisme
Homes
Llançament de javelina

Atletismo
Hombres
Lanzamiento de jabalina

Athlétisme
Hommes
Javelot

Athletics
Men
Javelin

QUALIFYING
HEAT 1

POS. No.	COMPETITOR	CTRY.	1	2	3	RESULT	
1	1609 ZELEZNY, JAN	TCH	83.96			83.96	Q
2	1754 PUKSTYS, TOM	USA	74.30	81.16		81.16	Q
3	1329 LOVEGROVE, G.	NZL	76.28	X	81.04	81.04	Q
4	599 LAUKKANEN, JUHA	FIN	X	77.14	79.78	79.78	q
5	721 HILL, MICHAEL	GBR	76.30	76.76	79.66	79.66	q
6	966 EINARSSON, S.	ISL	76.06	77.02	79.50	79.50	q
7	577 ZAITSEV, VICTOR	EUN	75.24	X	79.12	79.12	
8	1563 BODEN, PATRIK	SWE	75.78	X	77.70	77.70	
9	334 MUSTAPIC, IVAN	CRO	75.66	77.50	X	77.50	
10	452 SOTELO, JULIAN	ESP	X	75.34	72.98	75.34	
11	1683 CROUSER, BRIAN	USA	71.42	74.98	X	74.98	
12	294 ZHANG, LIANBIAO	CHN	70.84	73.86	73.68	73.86	
13	688 BEVAN, NIGEL	GBR	X	73.78	X	73.78	
14	955 MCHUGH, TERRY	IRL	70.76	73.26	71.64	73.26	
15	216 FERADAY, S.	CAN	70.94	X	X	70.94	
16	167 NESAI, Y.	BRN	55.24	53.80	52.30	55.24	

QUALIFYING
HEAT 2

POS. No.	COMPETITOR	CTRY.	1	2	3	RESULT	
1	808 HADWICH, VOLKER	GER	81.10			81.10	Q
2	686 BACKLEY, STEVE	GBR	79.36	80.76		80.76	Q
3	608 RATY, SEPPO	FIN	78.96	80.24		80.24	Q
4	560 SHEVCHUK, A.	EUN	80.22			80.22	Q
4	597 KINNUNEN, KIMMO	FIN	80.22			80.22	Q
6	1667 BARNETT, M.	USA	77.08	79.14	75.34	79.14	q
7	969 VILHJALMSSOM, E.	ISL	76.18	76.82	78.70	78.70	
8	1854 WENNLUND, D.	SWE	76.28	77.70	77.88	77.88	
9	544 PALIUNIN, D.	EUN	X	75.70	76.40	76.40	
10	1174 STROBINDERS, M.	LAT	73.76	X	76.32	76.32	
11	1564 BORGLUND, PETER	SWE	71.38	74.72	72.70	74.72	
12	1863 YOSHIDA, MASAMI	JPN	71.66	73.68	73.88	73.88	
13	970 BAVIKIM, VADIM	ISR	73.88	X	73.24	73.88	
14	1151 KIM, KI-HOON	KOR	72.68	69.30	68.26	72.68	
15	1348 KENNEDY, NERY	PAR	65.00	55.10	59.34	65.00	
1162	MABROUK, GHANIM	KUW	X	X	X	00.00	

FINAL

POS. No.	COMPETITOR	CTRY.	1	2	3	4	5	6	RESULT
1	1609 ZELEZNY, JAN	TCH	89.66	X	X	88.18	86.28	X	89.66OR
2	608 RATY, SEPPO	FIN	78.50	86.60	81.44	83.22	X	X	86.60
3	686 BACKLEY, STEVE	GBR	82.44	82.02	79.46	83.38	78.32	79.86	83.38
4	597 KINNUNEN, KIMMO	FIN	X	82.62	X	X	X	X	82.62
5	966 EINARSSON, S.	ISL	79.52	75.02	77.96	X	X	80.34	80.34
6	599 LAUKKANEN, JUHA	FIN	77.44	X	74.56	76.92	79.20	78.46	79.20

POS. No.	COMPETITOR	CTRY.	1	2	3	4	5	6	RESULT
7	1667 BARNETT, M.	USA	78.64	78.58	X	77.70	74.12	X	78.64
8	560 SHEVCHUK, A.	EUN	77.00	X	77.74	X	X	73.42	77.74
9	1329 LOVEGROVE, G.	NZL	74.46	77.08	76.78				77.08
10	1754 PUKSTYS, TOM	USA	76.72	X	72.12				76.72
11	721 HILL, MICHAEL	GBR	75.50	X	72.02				75.50
12	808 HADWICH, VOLKER	GER	75.28	72.98	70.12				75.28



Atletisme
Hombres
Relleus 4x100 m

Atletismo
Hombres
Relevos 4 x 100 m

Athlétisme
Hommes
Relais 4x 100 m

Athletics
Men
4 x 100 m relay

ROUND 1
HEAT 1

POS.	CTRY.	No.	COMPETITOR	RESULT
1	CUBA	366	SIMON GOMEZ, ANDRES	38.81 Q
		350	LAMELA LOACES, JOEL	
		348	ISASI GONZALEZ, JOEL	
		336	AGUILERA RUIZ, JORGE LUIS	
2	UNITED STATES OF AMERICA	1734	MARSH, MIKE	38.95 Q
		1675	BURRELL, LEROY	
		1738	MITCHELL, DENNIS	
		1718	JETT, JAMES	
3	JAPAN	1074	AOTO, SHINJI	39.16 Q
		1098	SUZUKI, HISATSUGU	
		1078	INOUE, SATORU	
		1096	SUGIMOTO, TATSUO	
4	MEXICO	1245	ROJAS TREJO, GENARO	39.77
		1241	NAVA ALCANTARA, EDUARDO	
		1232	ESCALANTE WONG, RAYMUNDO	
		1229	CARDENAS ROBLES, MANUEL A.	
5	TOGO	1637	AHOLOU, KOUAMI	39.77
		1640	LAWSON, BOEVI YOULOU	
		1639	AMEGNIGAN, KOKOU FRANCK	
		1638	AKOTO, KOSSI	
6	CÔTE-D'IVOIRE	309	WAOTTA, FRANCK	40.02
		311	ZIRIGNON, JEAN OLIVIER	
		301	BOGUI, GILLES	
		305	LAGAZANE, OUATTARA	
8	BELIZE	118	GILL, EMERY PAUL	DQ
		122	SHAW, ELSTON ALBERT	
		120	JOSEPH, MICHAEL ANGELO	
		121	PALACIO, JOHN MAURICE	

ROUND 1
HEAT 2

POS.	CTRY.	No.	COMPETITOR	RESULT
1	FRANCE	646	MORINIERE, MAX	39.49 Q
		662	SANGOUMA, DANIEL	
		657	QUENEHERVE, GILLES	
		644	MARIE-ROSE, BRUNO	
2	UNIFIED TEAM	504	GALKIN, PAVEL	40.07 Q
		510	IVANOV, EDVIN	
		503	FEDORIV, ANDREY	
		557	SAVIN, VITALY	
3	SIERRA LEONE	1850	KEITA, FRANCIS	40.11 Q
		1514	GUY-WILLIAMS, DENTON GAVIN	
		1517	PARKINSON, PAUL	
		1519	TURAY, SANUSI	
4	SENEGAL	1502	SECK, CHARLES LOUIS	40.13
		1498	MBAYE, MBAGNICK AMADOU	
		1497	LOUM, SEYDOU	
		1496	LOUM, OUMAR	
5	PORTUGAL	1394	CUNHA, LUIS	40.30
		1395	CURVELO, PEDRO	
		1388	BARROSO, LUIS	
		1386	AGOSTINHO, PEDRO	
PEOPLE'S REPUBLIC OF CONGO	256	MAKANGA, MEDARD	DQ	
	255	DZONG, MICHAEL		
	254	BINIAKOUNOU, ARMAND		
	257	N KOUA, DAVID		

ROUND 1
HEAT 3

POS.	CTRY.	No.	COMPETITOR	RESULT
1	CANADA	226	JOHNSON, BEN	39.34 Q
		218	GILBERT, GLENROY	
		239	OGILVIE, PETER	
		247	SURIN, BRUNY	
2	GREAT BRITAIN	726	JARRETT, TONY	39.73 Q
		728	JOHN, JASON	
		681	ADAM, MARCUS	
		695	CHRISTIE, LINFORD	
3	AUSTRIA	77	POSTINGER, CHRISTOPH	39.86 Q
		79	RENNER, THOMAS	
		70	BERGER, ANDREAS	
		78	RATZENBERGER, FRANZ	
4	GHANA	874	MYLES-MILLS, JOHN	40.11
		864	AKOYIRAM, ERIC	
		876	TUFFOUR, EMMANUEL	
		867	BOATENG, SAMUEL NELSON	
5	VIRGIN ISLANDS	980	PEMBERTON, DERRY	40.48
		977	HODGE, NEVILLE GOMEZ	
		981	PETERS, MITCHELL LLEWELLYN	
		975	DICKERSON, WENDELL DOUGLAS	
6	GAMBIA	677	JALLOW, DAWDA	40.98
		680	SARR, MOMODOU	
		678	JANNEH, ABDOULIE	
		679	MRIKONG, LAMIN	

ROUND 1
HEAT 4

POS.	CTRY.	No.	COMPETITOR	RESULT
1	NIGERIA	1300	EZINWA, OSMOND	38.98 Q
		1302	IMOH, CHIDI	
		1294	ADENIKEN, OLAPADE	
		299	EZINWA, DAVIDSON	
2	SPAIN	398	ARQUES FERRER, JOSE JAVIER	39.60 Q
		453	TALAVERA RUBIO, ENRIQUE	
		454	TRAPERO HIDALGO, JUAN JESUS	
		429	LOPEZ ALPAEZ, SERGIO	
3	THAILAND	1622	NALOM, KRIENGKRAI	39.91 Q
		1615	BOONRAT, SEKSARN	
		1625	PIYAPAN, NITI	
		1636	WATANASIN, VISUT	
4	SAN MARINO	1528	SELVA, NICOLA	42.08
		1527	MOLINARI, MANLIO	
		1525	CANTI, DOMINIQUE FABIEN	
		524	CANTI, ALDO	
5	BANGLADESH	92	AMBA, GOLAM	42.18
		94	HASAN, MEHDI	
		93	CHOUHDURY, SHAHANUDDIN	
		95	JALAL, SHAH	
JAMAICA	1047	GREEN, MICHAEL	AB	
	1054	MIGHTY, RUDOLPH		
	1067	WALLACE, ANTHONYWAYNE		
	1064	STEWART, RAYMOND		



Atletisme
Homes
Relleus 4x100 m

Atletismo
Hombres
Relevos 4 x 100 m

Athlétisme
Hommes
Relais 4 x 100 m

Athletics
Men
4 x 100 m relay

SEMI-FINAL
HEAT 1

POS.	CTRY.	No.	COMPETITOR	RESULT
1	UNITED STATES OF AMERICA	1734	MARSH, MIKE	38.14 Q
		1675	BURRELL, LEROY	
		1738	MITCHELL, DENNIS	
		1729	LEWIS, CARL	
2	CUBA	366	SIMON GOMEZ, ANDRES	38.49 Q
		350	LAMELA LOACES, JOEL	
		348	ISASI GONZALEZ, JOEL	
		336	AGUILERA RUIZ, JORGE LUIS	
3	UNIFIED TEAM	504	GALKIN, PAVEL	38.69 Q
		510	IVANOV, EDVIN	
		503	FEDORIV, ANDREY	
		557	SAVIN, VITALY	
4	JAPAN	1074	AOTO, SHINJI	38.81 Q
		1098	SUZUKI, HISATSUGU	
		1078	INOUE, SATORU	
		1096	SUGIMOTO, TATSUO	
5	FRANCE	646	MORINIERE, MAX	39.02
		662	SANGOUMA, DANIEL	
		657	QUENEHERVE, GILLES	
		644	MARIE-ROSE, BRUNO	
6	GHANA	874	MYLES-MILLS, JOHN	39.28
		864	AKOGYIRAM, ERIC	
		876	TUFFOUR, EMMANUEL	
		867	BOATENG, SAMUEL NELSON	
7	SIERRA LEONE	1850	KEITA, FRANCIS	40.46
		1514	GUY-WILLIAMS, DENTON GAVIN	
		1517	PARKINSON, PAUL	
		1519	TURAY, SANUSI	
8	MEXICO	1245	ROJAS TREJO, GENARO	DQ
		1241	NAVA ALCANTARA, EDUARDO	
		1232	ESCALANTE WONG, RAYMUNDO	
		1229	CARDENAS ROBLES, MANUEL A.	

SEMI-FINAL
HEAT 2

POS.	CTRY.	No.	COMPETITOR	RESULT
1	NIGERIA	1303	KAYODE, OLUYEMI	38.21 Q
		1302	IMOH, CHIDI	
		1294	ADENIKEN, OLAPADE	
		1299	EZINWA, DAVIDSON	
2	GREAT BRITAIN	726	JARRETT, TONY	38.64 Q
		750	REGIS, JOHN	
		681	ADAM, MARCUS	
		695	CHRISTIE, LINFORD	
3	AUSTRIA	77	POSTINGER, CHRISTOPH	39.34 Q
		79	RENNER, THOMAS	
		70	BERGER, ANDREAS	
		78	RATZENBERGER, FRANZ	
4	CÔTE-D'IVOIRE	309	WAOTTA, FRANCK	39.46 Q
		311	ZIRIGNON, JEAN OLIVIER	
		301	BOGUI, GILLES	
		305	LAGAZANE, OUATTARA	
5	SPAIN	398	ARQUES FERRER, JOSE JAVIER	39.62
		453	TALAVERA RUBIO, ENRIQUE	
		454	TRAPERO HIDALGO, JUAN JESUS	
		429	LOPEZ ALPAEZ, SERGIO	
6	THAILAND	1622	NALOM, KRIENGGKRAI	39.73
		1615	BOONRAT, SEKSARN	
		1625	PIYAPAN, NITI	
		1636	WATANASIN, VISUT	
7	TOGO	1637	AHOLOU, KOUAMI	39.84
		1640	LAWSON, BOEVI YOULOU	
		1639	AMEGNIGAN, KOKOU FRANCK	
		1638	AKOTO, KOSSI	
CANADA	226	JOHNSON, BEN	AB	
	218	GILBERT, GLENROY		
	231	MAHORN, ATLEE ANTHONY		
	247	SURIN, BRUNY		

FINAL

POS.	CTRY.	No.	COMPETITOR	RESULT
1	UNITED STATES OF AMERICA	1734	MARSH, MIKE	37.40 WR
		1675	BURRELL, LEROY	
		1738	MITCHELL, DENNIS	
		1729	LEWIS, CARL	
2	NIGERIA	1303	KAYODE, OLUYEMI	37.98
		1302	IMOH, CHIDI	
		1294	ADENIKEN, OLAPADE	
		1299	EZINWA, DAVIDSON	
3	CUBA	366	SIMON GOMEZ, ANDRES	38.00
		350	LAMELA LOACES, JOEL	
		348	ISASI GONZALEZ, JOEL	
		336	AGUILERA RUIZ, JORGE LUIS	
4	GREAT BRITAIN	681	ADAM, MARCUS	38.08
		726	JARRETT, TONY	
		750	REGIS, JOHN	
		695	CHRISTIE, LINFORD	

POS.	CTRY.	No.	COMPETITOR	RESULT
5	UNIFIED TEAM	504	GALKIN, PAVEL	38.17
		510	IVANOV, EDVIN	
		503	FEDORIV, ANDREY	
		557	SAVIN, VITALY	
6	JAPAN	1074	AOTO, SHINJI	38.77
		1098	SUZUKI, HISATSUGU	
		1078	INOUE, SATORU	
		1096	SUGIMOTO, TATSUO	
7	AUSTRIA	77	POSTINGER, CHRISTOPH	39.30
		79	RENNER, THOMAS	
		70	BERGER, ANDREAS	
		78	RATZENBERGER, FRANZ	
8	CÔTE-D'IVOIRE	309	WAOTTA, FRANCK	39.31
		311	ZIRIGNON, JEAN OLIVIER	
		301	BOGUI, GILLES	
		305	LAGAZANE, OUATTARA	



Atletismo
Homes
Relleus 4 x 400 m

Atletismo
Hombres
Relevos 4 x 400 m

Athlétisme
Hommes
Relais 4 x 400 m

Athletics
Men
4 x 400 m relay

ROUND 1
HEAT 1

POS.	CTRY.	No.	COMPETITOR	RESULT
1	TRINIDAD AND TOBAGO	1646	DELICE, PATRICK	3:01.05 Q
		1644	DANIEL, ALVIN	
		1645	DE SILVA, NEIL	
		1648	MORRIS, IAN	
2	GREAT BRITAIN	753	RICHARDSON, MARK A.	3:01.20 Q
		684	AKABUSI, KRISS	
		690	BLACK, ROGER	
		729	LADEJO, DUAINÉ	
3	JAPAN	1082	KAN, MASAYOSHI	3:01.35
		1099	TAKANO, SUSUMU	
		1091	SAITO, YOSHIHIKO	
		1102	WATANABE, TAKAHIRO	
4	FRANCE	659	RAPNOUIL, JEAN LOUIS	3:04.25
		658	QUENTREC, YANN	
		619	CARISTAN, STEPHANE	
		626	DIAGANA, STEPHANE	
5	CANADA	224	JACKSON, MARK BENJAMIN	3:04.69
		250	WILSON, ANTHONY	
		220	GRAHAM, MARK	
		248	WILLIAMS, FREDERICK	
6	THAILAND	1620	KOONJARTONG, ATHIAPORN	3:08.00
		1634	THONGLEK, YUTHANA	
		1621	KUMSUP, SARAPONG	
		1626	SAKULCHUN, AKTAWAT	
7	PORTUGAL	1407	MENDES, JOSE	3:10.11
		1415	RODRIGUES, PEDRO	
		1418	SILVA, ALVARO	
		1395	CURVELO, PEDRO	
8	ZAIRE	1806	KAFILA, ILUNGA	3:21.91
		1805	BATUNGILE, LUASA	
		1812	MUTOKE, KALEKA	
		1809	KIBAMBE, SHINTU	

ROUND 1
HEAT 2

POS.	CTRY.	No.	COMPETITOR	RESULT
1	CUBA	356	MARTINEZ DESPAIGNE, L.	2:59.13 Q
		347	HERRERA ORTIZ, HECTOR	
		369	TELLEZ, NORBERTO	
		346	HERNANDEZ PRENDES, R.	
2	UNITED STATES OF AMERICA	1705	HALL, DARNELL	2:59.14 Q
		1720	JOHNSON, MICHAEL D.	
		715	JENKINS, CHARLES L.	
		779	WATTS, QUINCY	
3	KENYA	1125	KITUR, DAVID	2:59.63
		126	KITUR, SAMSON	
		1120	KIPKEMBOI, SIMEON	
		1115	KEMBOI, SIMON	
4	NIGERIA	1298	EKPEYONG, UDEME	3:00.39
		1304	OKOLI, EMMANUEL	
		1296	BOSSO, HASSAN	
		1295	BADA, SUNDAY	
5	UNIFIED TEAM	521	KOSOV, DMITRY	3:05.59
		514	KLIGER, DMITRY	
		507	GOLOVASTOV, DMITRY	
		573	TVERDOKHLEB, OLEG	
6	MEXICO	1232	ESCALANTE WONG, RA.	3:05.75
		241	NAVA ALCANTARA, E.	
		250	TOLEDO CUESTA, LUIS KARIN	
		237	GUTIERREZ VALLIN, JUAN J.	
7	ST. VINCENT AND THE GRENADINES	1798	O'GARRO, LENFORD	3:10.21
		1801	WILLIAMS, MICHAEL	
		1797	LINLEY, EVERSLEY	
		1796	COOMBS, ESWORT	
	BARBADOS	104	STRAUGHN, SEIBERT	DQ
		100	JORDAN, ROGER	
		97	CHASE, EDSEL	
		103	ROBERTS, STEVON	

ROUND 1
HEAT 3

POS.	CTRY.	No.	COMPETITOR	RESULT
1	BRAZIL	151	NUNES DE ARAUJO, E.	3:01.38 Q
		154	ROCHA TENORIO, EDIELSON	
		144	DE MENEZES, SERGIO MATIAS	
		160	TELLES DE SOUZA, SIDNEY	
2	ITALY	985	AIMAR, ALESSANDRO	3:02.09 Q
		1034	VACCARI, MARCO	
		1008	GROSSI, FABIO	
		1017	NUTI, ANDREA	
3	MOROCCO	1209	KASBANE, ABDELALI	3:02.28
		1206	GOURIGUER, ABDELGHANI	
		1199	BEL CAID, BOUCHAIB	
		1212	LAHLOU, BENYOUNES	
4	SPAIN	450	SANCHEZ MUOZ, ANTONIO	3:04.60
		407	CORNET PAMIES, CAYETANO	
		438	MORENO SANCHEZ, MANUEL	
		411	DE LAS HERAS LAZARO, A.V.	

POS.	CTRY.	No.	COMPETITOR	RESULT
5	QATAR	1440	JUMAH, SAMI S.	3:07.26
		1434	A-RAHMAN, MASOUD KHAMIS	
		1442	ISMAIL, IBRAHIM	
		1438	ALI, FAREH IBRAHIM	
6	PAPUA NEW GUINEA	1358	NEUENDORF, BAOBO	3:13.35
		1359	SELOT, KAMINIEL	
		1357	MANANA, BERNARD	
		1356	BABO, SUBUL	
	GERMANY	836	PFERSICH, RALPH	AB
		824	LIEDER, RICO	
		857	VAHINGER, JORG	
		847	SCHONLEBE, THOMAS	
	JAMAICA	1038	BLAKE, DENNIS	DQ
		1056	MORRIS, DEVON	
		1043	DAVIS, HOWARD	
		1057	O'CONNOR, PATRICK EARL	



Atletisme
Homes
Relleus 4 x 400 m

Atletismo
Hombres
Relevos 4 x 400 m

Athlétisme
Hommes
Relais 4 x 400 m

Athletics
Men
4 x 400 m relay

FINAL

POS.	CTRY.	No.	COMPETITOR	RESULT
1	UNITED STATES OF AMERICA	1775	VALMON, ANDREW	2:55.74 WR
		1779	WATTS, QUINCY	
		1720	JOHNSON, MICHAEL D.	
		1730	LEWIS, STEVE	
2	CUBA	356	MARTINEZ DESPAIGNE, L	2:59.51
		347	HERRERA ORTIZ, HECTOR	
		369	TELLEZ, NORBERTO	
		346	HERNANDEZ PRENDES, R.	
3	GREAT BRITAIN	690	BLACK, ROGER	2:59.73
		714	GRINDLEY, DAVID	
		684	AKABUSI, KRISS	
		750	REGIS, JOHN	
4	BRAZIL	138	DA SILVA, ROBSON C.	3:01.61
		154	ROCHATENORIO, EDIELSON	
		144	DE MENEZES, SERGIO MATIAS	
		160	TELLES DE SOUZA, SIDNEY	

POS.	CTRY.	No.	COMPETITOR	RESULT
5	NIGERIA	1298	EKPEYONG, UDEME	3:01.71
		1304	OKOLI, EMMANUEL	
		1296	BOSSO, HASSAN	
		1295	BADA, SUNDAY	
6	ITALY	985	AIMAR, ALESSANDRO	3:02.18
		1034	VACCARI, MARCO	
		1008	GROSSI, FABIO	
		1017	NUTI, ANDREA	
7	TRINIDAD AND TOBAGO	1644	DANIEL, ALVIN	3:03.31
		1646	DELICE, PATRICK	
		1645	DE SILVA, NEIL	
		1648	MORRIS, IAN	
	KENYA	1126	KITUR, SAMSON	AB
		1131	MATILU, ABEDNEGO	
		1120	KIPKEMBOI, SIMEON	
		1115	KEMBOI, SIMON	



Atletisme
Homes
Decatlo

Atletismo
Hombres
Decatlón

Athlétisme
Hommes
Decathlon

Athletics
Men
Decathlon

100 m
HEAT 1

POS.	No.	COMPETITOR	CTRY.	RESULT	POINTS
1	656	PLAZIAT, CHRISTIAN	FRA	10.70	929
2	1610	ZMELIK, ROBERT	TCH	10.78	910
3	64	SMITH, DEAN BRYAN	AUS	10.97	867
4	246	SMITH, MICHAEL C.	CAN	11.02	856
5	458	NAZAROV, ANDREI	EST	11.03	854
6	459	NOOL, ERKI	EST	11.08	843
7	443	PENALVER ASENSIO, A.	ESP	11.09	841
8	1719	JOHNSON, DAVE	USA	11.16	825
9	1332	POELMAN, SIMON R.	NZL	12.22	608

100 m
HEAT 2

POS.	No.	COMPETITOR	CTRY.	RESULT	POINTS
1	831	MULLER, FRANK	GER	10.95	872
2	928	SZABO, DEZSO	HUN	11.09	841
3	513	KHIAMIALIAINEN, E.	EUN	11.10	838
4	1566	EKBERG, STEN	SWE	11.11	836
5	927	MUNKACSY, SANDOR	HUN	11.13	832
6	139	DA SILVA FERREIRA, F.	BRA	11.21	814
7	596	KESKITALO, PETRI JUHANI	FIN	11.24	808
8	616	BLONDEL, ALAIN	FRA	11.31	793
9	1739	MUZZIO, ROBERT S.	USA	11.36	782

100 m
HEAT 3

POS.	No.	COMPETITOR	CTRY.	RESULT	POINTS
1	1832	KELLERMAYR, HERNOT	AUT	10.49	977
2	826	MEIER, PAUL	GER	10.75	917
3	791	DAUTH, THORSTEN	GER	10.80	906
4	403	BURRELL BUSTOS, A.	ESP	10.95	872
5	505	GANIEV, RAMIL	EUN	10.97	867
6	1278	DEWIT, ROBERT	NED	11.09	841
7	1732	LONG, ARIC S.	USA	11.25	806
8	551	RADCHENKO, VIKTOR	EUN	11.30	795
9	1551	GAHWILER, BEAT	SUI	11.56	740

100 m
HEAT 4

POS.	No.	COMPETITOR	CTRY.	RESULT	POINTS
1	689	BIGHAM, DAVID	GBR	11.14	830
2	1614	VI, HOMELO	TGA	11.14	830
3	581	MILLER, ALBERT	FUJ	11.40	774
4	1651	KASAPOGLU, ALPER	TUR	11.40	774
5	402	BENET MARTIN, F. J.	ESP	11.41	771
6	647	MOTTI, WILLIAM	FRA	11.42	769
7	1837	MOMBERGER, ERICH	PNG	11.55	742
8	1654	AL MATROOSHI, IBRAHIM	UAE	11.63	725
9	909	FLORES MARADIAGA, J.A.	HON	11.75	701



Atletisme
Homes
Decatló

Atletismo
Hombres
Decatlón

Athlétisme
Hommes
Decathlon

Athletics
Men
Decathlon

LONG JUMP
GROUP 1

POS. No.	COMPETITOR	CTRY.	1	2	3	RESULT	POINTS
1	1610 ZMELIK, ROBERT	TCH	7.66	7.87	X	7.87	1027
2	459 NOOL, ERKI	EST	X	7.32	7.79	7.79	1007
3	443 PEÑALVER ASENSIO, A.	ESP	7.15	7.54	X	7.54	945
4	826 MEIER, PAUL	GER	7.54	X	5.31	7.54	945
5	64 SMITH, DEAN BRYAN	AUS	X	7.43	7.29	7.43	918
6	1719 JOHNSON, DAVE	USA	X	7.33	5.66	7.33	893
7	596 KESKITALO, PETRI J.	FIN	X	X	7.33	7.33	893
8	616 BLONDEL, ALAIN	FRA	7.15	X	7.31	7.31	888
9	831 MULLER, FRANK	GER	6.93	7.25	7.20	7.25	874
10	656 PLAZIAT, CHRISTIAN	FRA	X	7.19	7.21	7.21	864
11	1732 LONG, ARIC S.	USA	X	7.00	7.21	7.21	864
12	513 KHIAMIALIAINEN, E.	EUN	X	7.14	7.15	7.15	850
13	458 NAZAROV, ANDREI	EST	6.87	X	7.13	7.13	845
14	1551 GAHWILER, BEAT	SUI	X	6.93	7.07	7.07	830
15	1566 EKBERG, STEN	SWE	6.95	6.99	7.02	7.02	818
16	139 DA SILVA FERREIRA, F.	BRA	X	7.00	X	7.00	814
17	246 SMITH, MICHAEL C.	CAN	X	6.75	6.83	6.83	774
1332	POELMAN, SIMON R.	NZL		X	-	AB	

SHOT PUT
GROUP 1

POS. No.	COMPETITOR	CTRY.	1	2	3	RESULT	POINTS
1	443 PEÑALVER ASENSIO, A.	ESP	16.26	16.38	16.50	16.50	882
2	1739 MUZZIO, ROBERT S.	USA	16.02	15.77	15.51	16.02	852
3	1278 DE WIT, ROBERT	NED	13.51	14.78	15.48	15.48	819
4	647 MOTTI, WILLIAM	FRA	15.44	14.85	X	15.44	817
5	596 KESKITALO, PETRI J.	FIN	14.94	X	15.41	15.41	815
6	791 DAUTH, THORSTEN	GER	15.29	X	14.80	15.29	808
7	1719 JOHNSON, DAVE	USA	X	X	15.28	15.28	807
8	246 SMITH, MICHAEL C.	CAN	14.56	X	15.03	15.03	792
9	656 PLAZIAT, CHRISTIAN	FRA	14.88	14.67	X	14.88	782
10	513 KHIAMIALIAINEN, E.	EUN	14.05	14.78	14.78	14.78	776
11	139 DA SILVA FERREIRA, F.	BRA	14.14	X	14.71	14.71	772
12	1610 ZMELIK, ROBERT	TCH	13.22	14.29	14.53	14.53	761
13	1566 EKBERG, STEN	SWE	14.03	14.32	X	14.32	748
14	1732 LONG, ARIC S.	USA	X	X	14.00	14.00	728
15	64 SMITH, DEAN BRYAN	AUS	13.67	12.51	13.64	13.67	708
16	831 MULLER, FRANK	GER	13.55	X	13.40	13.55	701
17	1551 GAHWILER, BEAT	SUI	12.92	X	12.52	12.92	662
1332	POELMAN, SIMON R.	NZL	N			NP	

HIGH JUMP
GROUP 1

POS. No.	COMPETITOR	CTRY.	185	188	191	194	197	200	203	206	209	212	215	218	221	RESULT	POINTS
1	1732 LONG, ARIC	USA	-	-	-	-	-	O	XO	O	O	XO	XXO	XXO	XXX	2.18	973
2	647 MOTTI, WILLIAM	FRA	-	-	-	O	-	O	-	O	XO	O	XXX			2.12	915
3	458 NAZAROV, ANDREY	EST	-	-	-	-	O	-	XO	XO	XXO	XXX				2.09	887
4	443 PEÑALVER, A.	ESP				O	-	O	-	O	XXX					2.06	859
5	1610 ZMELIK, ROBERT	TCH				-	O	O	XO	XXO	XXX					2.06	859
6	139 DA SILVA, FILHO	BRA	-		XO	-	XO	XO	-	XXO	XXX					2.06	859
7	1566 EKBERG, STEN	SWE				-	O	-	XO	XXX						2.03	831
8	1739 MUZZIO, ROBERT	USA	O		O	O	O	O	XXX							2.00	803
9	513 KHIAMIALIAINEN	EUN				-	-	XO	-	-	XX-					2.00	803
9	246 SMITH, MIKE	CAN	-			O	O	XO	XXX							2.00	803
11	1719 JOHNSON, DAVID	USA	-	-	O	O	XO	XXO	XXX							2.00	803
12	928 SZABO, DEZSO	HUN			O	-	O	XXX								1.97	776
12	831 MULLER, FRANK	GER		O	-	O	O	XXX								1.97	776
14	656 PLAZIAT, C.	FRA			O	-	XO	XXX								1.97	776
15	459 NOOL, ERKI	EST		O	XO	XO	XXO	XXX								1.97	776
16	927 MUNKACSY, S.	HUN		O	XXO	XXX										1.91	723
596	KESKITALO, P.	FIN	-	-	-	XXX										0.00	

LONG JUMP
GROUP 2

POS. No.	COMPETITOR	CTRY.	1	2	3	RESULT	POINTS
1	403 BURRELL BUSTOS, A.	ESP	7.56	7.30	7.32	7.56	950
2	1832 KELLERMAYR, HERNOT	AUT	X	X	7.53	7.53	942
3	505 GANIEV, RAMIL	EUN	X	7.21	7.49	7.49	932
4	928 SZABO, DEZSO	HUN	X	7.42	7.37	7.42	915
5	551 RADCHENKO, VIKTOR	EUN	7.33	7.05	7.32	7.33	893
6	791 DAUTH, THORSTEN	GER	7.22	7.04	7.30	7.30	886
7	927 MUNKACSY, SANDOR	HUN	7.28	7.11	X	7.28	881
8	689 BIGHAM, DAVID	GBR	X	7.22	7.26	7.26	876
9	1651 KASAPOGLU, ALPER	TUR	7.15	X	X	7.15	850
10	647 MOTTI, WILLIAM	FRA	7.13	6.88	-	7.13	845
11	1278 DE WIT, ROBERT	NED	6.87	7.02	6.75	7.02	818
12	402 BENET MARTIN, F.J.	ESP	6.82	6.77	6.94	6.94	799
13	1739 MUZZIO, ROBERT S.	USA	6.74	6.94	6.75	6.94	799
14	1614 VI, HOMELO	TGA	6.72	6.84	6.91	6.91	792
15	581 MILLER, ALBERT	FJ	X	6.31	6.50	6.50	697
16	1654 AL MATROOSHI, I.	UAE	6.06	6.07	6.37	6.37	668
17	1837 MOMBERGER, ERICH	PNG	6.33	6.17	6.27	6.33	659
18	909 FLORES MARADIAGA, J.	HON	5.93	6.18	5.95	6.18	626

SHOT PUT
GROUP 2

POS. No.	COMPETITOR	CTRY.	1	2	3	RESULT	POINTS
1	826 MEIER, PAUL	GER	14.77	15.34	14.85	15.34	811
2	551 RADCHENKO, VIKTOR	EUN	14.89	X	15.21	15.21	803
3	1832 KELLERMAYR, HERNOT	AUT	X	14.56	X	14.56	763
4	403 BURRELL BUSTOS, A.	ESP	14.41	X	X	14.41	753
5	505 GANIEV, RAMIL	EUN	X	14.35	X	14.35	750
6	928 SZABO, DEZSO	HUN	13.73	-	-	13.73	712
7	1837 MOMBERGER, ERICH	PNG	13.41	13.07	13.57	13.57	702
8	616 BLONDEL, ALAIN	FRA	X	13.56	13.30	13.56	701
9	1651 KASAPOGLU, ALPER	TUR	13.12	13.40	13.08	13.40	692
10	581 MILLER, ALBERT	FJ	12.81	13.07	13.21	13.21	680
11	458 NAZAROV, ANDREI	EST	X	12.89	13.11	13.11	674
12	402 BENET MARTIN, F. J.	ESP	12.80	12.99	X	12.99	667
13	927 MUNKACSY, SANDOR	HUN	12.56	12.37	12.55	12.56	640
14	689 BIGHAM, DAVID	GBR	X	12.07	12.56	12.56	640
15	459 NOOL, ERKI	EST	11.73	12.14	11.88	12.14	615
16	1614 VI, HOMELO	TGA	11.55	11.36	11.97	11.97	605
17	909 FLORES MARADIAGA, J.	HON	9.54	X	X	9.54	458
18	1654 AL MATROOSHI, I.	UAE	7.86	7.53	8.62	8.62	403



Atletismo
Hombres
Decatlón

Atletismo
Hombres
Decatlón

Athlétisme
Hommes
Decathlon

Athletics
Men
Decathlon

HIGH JUMP
GROUP 2

POS. No.	COMPETITOR	CTRY.	170	173	176	179	182	185	188	191	194	197	200	203	206	209	212	215	218	RESULT	POINTS
1	826 MEIER,PAUL	GER	-	-	-	-	-	-	-	-	O		O	O	O	XXO	XO	O	XXX	2.15	944
2	505 GANIEV,RAMIL	EUN	-	-	-	-	-	-	-	-	O		O	XO	O	XXO	XXO	XXX		2.12	915
3	403 BURRELL,ALVARO	ESP	-	-	-	-	-	O	-	-	O	O	XO	O	XXX					2.03	831
4	616 BLONDEL,ALAIN	FRA	-	-	-	-	-	-	-	O	O	O	O	XXO	XXX					2.03	831
5	1278 DEWIT,R.	NED	-	-	-	-	-	O	O	O	XXO	O	XXO	XXX						2.00	803
6	791 DAUTH,THORSTEN	GER	-	-	-	-	-	O	-	O	XO	O	XXX							1.97	776
7	551 RADCHENKO,V.	EUN	-	-	-	-	-	O	O	O	XO	XXO	XXX							1.97	776
8	689 BIGHAM, DAVID	GBR	-	-	-	-	O	-	O	O	O	XXX								1.94	749
9	1651 KASAPOGLU,A.	TUR	-	-	-	-	-	O	O	O	XXX									1.91	723
9	1832 KELLERMAYR,G.	AUT	-	-	-	-	O	-	O	O	XXX									1.91	723
11	1654 AL MATROOSHI,I.	UAE	O	O	O	O	O	O	XXO	O	XXX									1.91	723
12	402 BENET,F.	ESP	-	-	-	O	-	O	O	XO	XXX									1.91	723
13	64 SMITH,DEAN	AUS	O	-	-	O	O	XO	O	XO	XXX									1.91	723
14	1837 MOMBERGER,E.	PNG	-	O	O	-	O	O	XO	XXX										1.88	696
15	1551 GAHWILER,BEAT	SUI	-	-	-	O	O	XO	XXO	XXX										1.88	696
16	581 MILLER,ALBERT	FJ	-	-	O	-	XXO	XXX												1.82	644
17	1614 VI.HOMELO	TGA	-	O	O	XXO	XXO	XXX												1.82	644
18	909 FLORES,JORGE	HON	O	XXX																1.70	544

400 m
HEAT 1

POS. No.	COMPETITOR	CTRY.	RESULT	POINTS
1	403 BURRELL, ALVARO	ESP	48.14	902
2	791 DAUTH, THORSTEN	GER	48.33	893
3	1610 ZMELIK, ROBERT	TCH	48.65	878
4	1719 JOHNSON, DAVE	USA	49.76	826
5	246 SMITH, MIKE	CAN	50.04	813
	656 PLAZIAT, CHRISTIAN	FRA	NP	
	513 KHIAMIALIAINEN, E.	EUN	NP	

400 m
HEAT 2

POS. No.	COMPETITOR	CTRY.	RESULT	POINTS
1	689 BIGHAM, DAVID	GBR	47.73	922
2	831 MULLER, FRANK	GER	47.98	910
3	928 SZABO, DEZSO	HUN	48.24	898
4	927 MUNKACSY, SANDOR	HUN	48.69	876
5	1566 EKBERG, STEN	SWE	48.91	866
6	458 NAZAROV, ANDREY	EST	49.03	860
7	616 BLONDEL, ALAIN	FRA	49.19	852

400 m
HEAT 3

POS. No.	COMPETITOR	CTRY.	RESULT	POINTS
1	826 MEIER, PAUL	GER	48.33	893
2	1278 DEWIT, ROBERT	NED	49.24	850
3	443 PEÑALVER, ANTONIO	ESP	49.66	830
4	1732 LONG, ARIC S.	USA	49.93	818
5	1739 MUZZIO, ROBERT S.	USA	50.00	815
6	64 SMITH, DEAN	AUS	50.06	812
7	1551 GAHWILER, BEAT	SUI	50.08	811

400 m
HEAT 4

POS. No.	COMPETITOR	CTRY.	RESULT	POINTS
1	505 GANIEV, RAMIL	EUN	49.30	847
2	459 NOOL, ERKI	EST	49.76	826
3	647 MOTTI, WILLIAM	FRA	50.44	794
4	1654 AL MATROOSHI, I.	UAE	51.40	751
5	1614 VI, HOMELO	TGA	51.45	749
6	909 FLORES, JORGE A.	HON	54.81	606
	596 KESKITALO, PETRI J.	FIN	NP	

400 m
HEAT 5

POS. No.	COMPETITOR	CTRY.	RESULT	POINTS
1	1832 KELLERMAYR, GERNOT	AUT	47.91	913
2	139 DA SILVA FERREIRA, F.	BRA	49.55	835
3	402 BENET, FRANCISCO J.	ESP	49.60	833
4	551 RADCHENKO, VIKTOR	EUN	50.62	786
5	581 MILLER, ALBERT	FJ	50.76	780
6	1651 KASAPOGLU, ALPER	TUR	51.54	745
7	1837 MOMBERGER, ERICH	PNG	51.78	734



Atletisme
Homes
Decatló

Atletismo
Hombres
Decatlón

Athlétisme
Hommes
Decathlon

Athletics
Men
Decathlon

110 m HURDLES
HEAT 1

POS. No.	COMPETITOR	CTRY.	RESULT	POINTS
1	1610 ZMELIK, ROBERT	TCH	13.95	981
2	616 BLONDEL, ALAIN	FRA	14.50	911
3	831 MULLER, FRANK	GER	14.51	910
4	443 PEÑALVER, ANTONIO	ESP	14.58	901
5	458 NAZAROV, ANDREY	EST	14.60	899
6	1719 JOHNSON, DAVE	USA	14.76	879
7	826 MEIER, PAUL	GER	15.22	823

110 m HURDLES
HEAT 3

POS. No.	COMPETITOR	CTRY.	RESULT	POINTS
1	1832 KELLERMAYR, GERNOT	AUT	14.64	894
2	1739 MUZZIO, ROBERT S.	USA	14.75	880
3	551 RADCHENKO, VIKTOR	EUN	14.78	876
4	505 GANIEV, RAMIL	EUN	14.78	876
5	1278 DE WIT, ROBERT	NED	14.89	863
6	1551 GAHWILER, BEAT	SUI	15.17	829
7	64 SMITH, DEAN	AUS	15.29	815
	1732 LONG, ARIC S.	USA	DQ	
	246 SMITH, MIKE	CAN	NP	

DISCUS
GROUP 1

POS. No.	COMPETITOR	CTRY.	1	2	3	RESULT	POINTS
1	1739 MUZZIO, ROBERT S.	USA	47.72	46.94	50.74	50.74	886
2	647 MOTTI, WILLIAM	FRA	50.58	42.34	49.34	50.58	882
3	443 PEÑALVER, ANTONIO	ESP	46.46	46.42	49.68	49.68	864
4	1719 JOHNSON, DAVE	USA	43.68	49.12	46.80	49.12	852
5	1732 LONG, ARIC S.	USA	X	45.76	X	45.76	783
6	1610 ZMELIK, ROBERT	TCH	41.46	45.00	43.84	45.00	767
7	551 RADCHENKO, VIKTOR	EUN	X	41.54	44.84	44.84	764
8	458 NAZAROV, ANDREY	EST	44.58	X	X	44.58	758
9	1551 GAHWILER, BEAT	SUI	41.68	43.26	X	43.26	731
10	64 SMITH, DEAN	AUS	X	42.54	41.00	42.54	716
11	927 MUNKACSY, SANDOR	HUN	X	40.84	41.22	41.22	689
12	928 SZABO, DEZSO	HUN	38.50	39.22	X	39.22	649
13	616 BLONDEL, ALAIN	FRA	X	37.78	X	37.78	620
14	459 NOOL, ERKI	EST	X	X	35.46	35.46	573
	139 DA SILVA FERREIRA, F.	BRA	X	X	X	00.00	

POLE VAULT
GROUP 1

POS. No.	COMPETITOR	CTRY.	430	440	450	460	470	480	490	500	510	520	530	540	RESULT	POINTS
1	928 SZABO, DEZSO	HUN		-	-	-		O		O	-	O	XXO	XXX	5.30	1004
2	1719 JOHNSON, DAVID	USA		-	-	-	XO	-	O	O	O	XXX			5.10	941
3	616 BLONDEL, ALAIN	FRA		-	-	-	O	-	XO	-	XXO	-	XXX		5.10	941
4	1610 ZMELIK, ROBERT	TCH		-	-	O		XO	O	XO	XXO	XXX			5.10	941
5	459 NOOL, ERKI	EST		-	-	-		O		O	-	XXX			5.00	910
6	551 RADCHENKO, V.	EUN		-	-	-	O	-	O	XXX					4.90	880
6	443 PEÑALVER, A.	ESP	O	-	O	-	O	O	O	XXX					4.90	880
8	1739 MUZZIO, ROBERT	USA	-	-	O	-	O	XXO	XO	XXX					4.90	880
9	458 NAZAROV, ANDREY	EST	-	O	-	XXO	XXO	XXO	XXX						4.80	84
10	647 MOTTI, WILLIAM	FRA	O	-	O	-	O	XXX							4.70	819
11	1551 GAHWILER, BEAT	SUI	-	O	-	O	XXX								4.60	790
12	64 SMITH, DEAN	AUS	O	O	O	XXX									4.50	760
13	927 MUNKACSY, S.	HUN	-	O	-	XXX									4.40	731
	139 DA SILVA, FILHO	BRA		N											NP	
	1732 LONG, ARIC	USA		N											NP	

110 m HURDLES
HEAT 2

POS. No.	COMPETITOR	CTRY.	RESULT	POINTS
1	139 DA SILVA FERREIRA, F.	BRA	14.70	886
2	791 DAUTH, THORSTEN	GER	14.76	879
3	927 MUNKACSY, SANDOR	HUN	14.81	873
4	402 BENET, FRANCISCO J.	ESP	14.86	867
5	928 SZABO, DEZSO	HUN	14.86	867
6	689 BIGHAM, DAVID	GBR	14.94	857
7	1566 EKBERG, STEN	SWE	14.97	853
8	403 BURRELL, ALVARO	ESP	15.18	828

110 m HURDLES
HEAT 4

POS. No.	COMPETITOR	CTRY.	RESULT	POINTS
1	647 MOTTI, WILLIAM	FRA	15.02	847
2	581 MILLER, ALBERT	FUJ	15.08	840
3	1651 KASAPOGLU, ALPER	TUR	15.42	799
4	1614 VI, HOMELO	TGA	15.70	767
5	459 NOOL, ERKI	EST	15.95	738
6	1654 AL MATROOSHI, IBRAHIM	UAE	15.98	735
7	909 FLORES, JORGE A.	HON	16.20	710
8	1837 MOMBERGER, ERICH	PNG	16.68	658

DISCUS
GROUP 2

POS. No.	COMPETITOR	CTRY.	1	2	3	RESULT	POINTS
1	1278 DEWIT, ROBERT	NED	46.48	48.32	48.34	48.34	836
2	1566 EKBERG, STEN	SWE	X	45.76	X	45.76	783
3	505 GANIEV, RAMIL	EUN	43.28	44.74	45.08	45.08	768
4	1832 KELLERMAYR, GERNOT	AUT	45.06	X	44.90	45.06	768
5	791 DAUTH, THORSTEN	GER	44.70	X	41.08	44.70	761
6	403 BURRELL, ALVARO	ESP	41.46	43.52	41.76	43.52	736
7	831 MULLER, FRANK	GER	X	42.56	38.46	42.56	717
8	826 MEIER, PAUL	GER	38.70	X	42.14	42.14	708
9	1614 VI, HOMELO	TGA	37.46	39.52	40.68	40.68	678
10	402 BENET, FRANCISCO J.	ESP	40.10	39.84	X	40.10	667
11	581 MILLER, ALBERT	FUJ	39.90	39.48	39.02	39.90	663
12	1651 KASAPOGLU, ALPER	TUR	39.80	39.78	37.92	39.80	660
13	1837 MOMBERGER, ERICH	PNG	X	38.94	39.52	39.52	655
14	689 BIGHAM, DAVID	GBR	X	37.42	36.82	37.42	612
15	909 FLORES, JORGE A.	HON	X	30.26	X	30.26	470
16	1654 AL MATROOSHI, I.	UAE	X	22.78	24.58	24.58	359



Atletisme
Homes
Decatló

Atletismo
Hombres
Decatlón

Athlétisme
Hommes
Décathlon

Athletics
Men
Decathlon

POLE VAULT
GROUP 2

POS. No.	COMPETITOR	CTRY.	360	370	380	390	400	410	420	430	440	450	460	470	480	490	500	RESULT	POINTS
1	505 GANIEV, RAMIL	EUN	-				-			-		O		O	-	XO	XXX	4.90	880
2	1566 EKBERG, STEN	SWE	-							O		O	XO	O	XO	XXO	XXX	4.90	880
3	1832 KELLERMAYR, G.	AUT	-						O			O	XO	O	O	XXX		4.80	849
4	1278 DE WIT, R.	NED	-	-	-	-	-	-	-	-	-	O	O	O	XO	XXX		4.80	849
5	826 MEIER, PAUL	GER	-	-	-	-	-	-	-	O		O		XXX				4.60	790
6	831 MULLER, FRANK	GER	-	-	-	-	-	-	-	XO		XO		XXX				4.60	790
7	403 BURRELL, ALVARO	ESP	-	-	-	O	-	-	O		O	XXX						4.50	760
7	1651 KASAPOGLU, A.	TUR	-	-	-	-	-	-	O		O	XXX						4.50	760
7	689 BIGHAM, DAVID	GBR	-	-	-	O	-	O	-	O	O	XXX						4.50	760
10	791 DAUTH, THORSTEN	GER	-	-	O	-	O	XO	O	O	XO	O	XXX					4.50	760
11	402 BENET, F.	ESP	-	-	-	-	-	-	O		XO	XXO	XXX					4.50	760
12	1837 MOMBERGER, E.	PNG	-	-	-	-	O	O	XXO	XXX								4.20	673
13	1654 AL MATROOSHI, I.	UAE	O	O	XXO	O	XO	XO	XXX									4.10	645
14	1614 VI, HOMELO	TGA		-	XO	-	XO	XXX										4.00	617
15	909 FLORES, JORGE	HON	XO	X-	O	XXO	XXX											4.00	617
16	581 MILLER, ALBERT	FJ			O	-	XXX											3.80	562

JAVELIN
GROUP 1

POS. No.	COMPETITOR	CTRY.	1	2	3	RESULT	POINTS
1	64 SMITH, DEAN	AUS	X	60.52	54.10	60.52	746
2	1551 GAHWILER, BEAT	SUI	52.92	49.66	58.82	58.82	720
3	581 MILLER, ALBERT	FJ	57.80	56.52	X	57.80	705
4	927 MUNKACSY, SANDOR	HUN	48.16	50.12	52.90	52.90	632
5	1614 VI, HOMELO	TGA	52.32	49.66	X	52.32	623
6	1837 MOMBERGER, ERICH	PNG	52.24	X	48.08	52.24	622
7	1654 AL MATROOSHI, I.	UAE	41.54	46.06	44.34	46.06	531
8	909 FLORES, JORGE A.	HON	40.94	38.74	42.46	42.46	478

JAVELIN
GROUP 2

POS. No.	COMPETITOR	CTRY.	1	2	3	RESULT	POINTS
1	647 MOTTI, WILLIAM	FRA	67.50	65.34	66.12	67.50	851
2	551 RADCHENKO, VIKTOR	EUN	X	62.42	62.56	62.56	776
3	831 MULLER, FRANK	GER	58.62	60.90	61.84	61.84	766
4	1739 MUZZIO, ROBERT S.	USA	55.82	61.64	60.32	61.64	763
5	689 BIGHAM, DAVID	GBR	55.14	60.52	X	60.52	746
6	402 BENET, FRANCISCO J.	ESP	59.02	59.68	56.72	59.68	733
7	443 PEÑALVER, ANTONIO	ESP	58.64	X	57.74	58.64	717
8	826 MEIER, PAUL	GER	53.18	51.78	55.44	55.44	669
9	458 NAZAROV, ANDREY	EST	X	54.56	54.10	54.56	656
10	791 DAUTH, THORSTEN	GER	52.94	X	X	52.94	632
11	1651 KASAPOGLU, ALPER	TUR	45.06	X	47.90	47.90	558
12	403 BURRELL, ALVARO	ESP	41.58	44.56	45.66	45.66	525

JAVELIN
GROUP 3

POS. No.	COMPETITOR	CTRY.	1	2	3	RESULT	POINTS
1	1719 JOHNSON, DAVE	USA	49.78	62.86	X	62.86	781
2	1566 EKBERG, STEN	SWE	58.92	62.22	60.04	62.22	771
3	1278 DE WIT, ROBERT	NED	61.36	60.30	59.48	61.36	758
4	928 SZABO, DEZSO	HUN	59.14	-		59.14	725
5	1610 ZMELIK, ROBERT	TCH	58.42	56.20	59.06	59.06	724

POS. No.	COMPETITOR	CTRY.	1	2	3	RESULT	POINTS
6	616 BLONDEL, ALAIN	FRA	58.00	57.92	57.32	58.00	708
7	505 GANIEV, RAMIL	EUN	52.48	54.70	53.08	54.70	658
8	1832 KELLERMAYR, GERNOT	AUT	53.22	53.74	X	53.74	644
	459 NOOL, ERKI	EST	X	X	X	00.00	

1,500 m
HEAT 1

POS. No.	COMPETITOR	CTRY.	RESULT	POINTS
1	1551 GAHWILER, BEAT	SUI	4:12.07	867
2	927 MUNKACSY, SANDOR	HUN	4:18.62	821
3	403 BURRELL, ALVARO	ESP	4:22.42	795
4	616 BLONDEL, ALAIN	FRA	4:23.82	786
5	458 NAZAROV, ANDREY	EST	4:26.19	770
6	689 BIGHAM, DAVID	GBR	4:27.42	762
7	402 BENET, FRANCISCOJ.	ESP	4:42.58	664
8	1651 KASAPOGLU, ALPER	TUR	4:45.77	644
9	1837 MOMBERGER, ERICH	PNG	4:46.64	639
10	64 SMITH, DEAN	AUS	4:46.83	638
11	581 MILLER, ALBERT	FJ	4:48.81	626

POS. No.	COMPETITOR	CTRY.	RESULT	POINTS
12	1654 AL MATROOSHI, IBRAHIM	UAE	4:55.76	584
13	1909 FLORES, JORGE A.	HON	5:04.10	536
14	1614 VI, HOMELO	TGA	5:17.57	463
	459 NOOL, ERKI	EST	NP	

INTERMEDIATE TIMES

	No.	COMPETITOR	CTRY.	RESULT
400 m	403	BURELL, ALVARO	ESP	1:06.42
800 m	403	BURELL, ALVARO	ESP	2:18.60
1200 m	1551	GAHWILER, BEAT	SUI	3:25.74



Atletisme
Hombres
Decatló

Atletismo
Hombres
Decatlón

Athlétisme
Hommes
Decathlon

Athletics
Men
Decathlon

1,500 m
HEAT 2

POS.	No.	COMPETITOR	CTRY.	RESULT	POINTS
1	928	SZABO, DEZSO	HUN	4:19.96	812
2	1610	ZMELIK, ROBERT	TCH	4:27.21	763
3	1566	EKBERG, STEM	SWE	4:29.11	750
4	831	MULLER, FRANK	GER	4:29.19	750
5	1739	MUZZIO, ROBERT S.	USA	4:31.52	735
6	551	RADCHENKO, VIKTOR	EUN	4:33.49	722
7	1719	JOHNSON, DAVE	USA	4:36.63	702
8	443	PEÑALVER, ANTONIO	ESP	4:38.02	693
9	826	MEIER, PAUL	GER	4:38.21	692
10	1278	DE WIT, ROBERT	NED	4:41.39	672

POS	No.	COMPETITOR	CTRY.	RESULT	POINTS
11	505	GANIEV, RAMIL	EUN	4:42.20	667
12	791	DAUTH, THORSTEN	GER	4:44.91	650
13	647	MOTTI, WILLIAM	FRA	4:48.89	625
14	1832	KELLERMAYR, GERNOT	AUT	4:52.56	603

INTERMEDIATE TIMES

	No.	COMPETITOR	CTRY.	RESULT
400 m	928	SZABO, DEZSO	HUN	1:08.46
800 m	928	SZABO, DEZSO	HUN	2:22.24
1200 m	928	SZABO, DEZSO	HUN	3:33.23

RESULTS

POS.	No.	COMPETITOR	CTRY.	100 m	LONG JUMP	SHOT PUT	HIGH JUMP	400 m	110 m HURDL.	DISC.	POLE VAULT	JAVELIN	1,500 m	TOT. PTS.
1	1610	ZMELIK, ROBERT	TCH	10.78	7.87	14.53	206	48.65	13.95	45.00	510	59.06	4:27.21	
				Points 910	1027	761	859	878	981	767	941	724	763	8611
2	443	PEÑALVER, A.	ESP	11.09	7.54	16.50	206	49.66	14.58	49.68	490	58.64	4:38.02	
				Points 841	945	882	859	830	901	864	880	717	693	8412
3	1719	JOHNSON, DAVID	USA	11.16	7.33	15.28	200	49.76	14.76	49.12	510	62.86	4:36.63	
				Points 825	893	807	803	826	879	852	941	781	702	8309
4	928	SZABO, DEZSO	HUN	11.09	7.42	13.73	197	48.24	14.86	39.22	530	59.14	4:19.96	
				Points 841	915	712	776	898	867	649	1004	725	812	8199
5	1739	MUZZIO, ROBERT	USA	11.36	6.94	16.02	200	50.00	14.75	50.74	490	61.64	4:31.52	
				Points 782	799	852	803	815	880	886	880	763	735	8195
6	826	MEIER, PAUL	GER	10.75	7.54	15.34	215	48.33	15.22	42.14	460	55.44	4:38.21	
				Points 917	945	811	944	893	823	708	790	669	692	8192
7	647	MOTTI, WILLIAM	FRA	11.42	7.13	15.44	212	50.44	15.02	50.58	470	67.50	4:48.89	
				Points 769	845	817	915	794	847	882	819	851	625	8164
8	505	GANIEV, RAMIL	EUN	10.97	7.49	14.35	212	49.30	14.78	45.08	490	54.70	4:42.20	
				Points 867	932	750	915	847	876	768	880	658	667	8160
9	1566	EKBERG, STEN	SWE	11.11	7.02	14.32	203	48.91	14.97	45.76	490	62.22	4:29.11	
				Points 836	818	748	831	866	853	783	880	771	750	8136
10	1278	DE WIT, R.	NED	11.09	7.02	15.48	200	49.24	14.89	48.34	480	61.36	4:41.39	
				Points 841	818	819	803	850	863	836	849	758	672	8109
11	1832	KELLERMAYR, G.	AUT	10.49	7.53	14.56	191	47.91	14.64	45.06	480	53.74	4:52.56	
				Points 977	942	763	723	913	894	768	849	644	603	8076
12	551	RADCHENKO, V.	EUN	11.30	7.33	15.21	197	50.62	14.78	44.84	490	62.56	4:33.49	
				Points 795	893	803	776	786	876	764	880	776	722	8071
13	831	MULLER, FRANK	GER	10.95	7.25	13.55	197	47.98	14.51	42.56	460	61.84	4:29.19	
				Points 872	874	701	776	910	910	717	790	766	750	8066
14	458	NAZAROV, ANDREY	EST	11.03	7.13	13.11	209	49.03	14.6	44.58	480	54.56	4:26.19	
				Points 854	845	674	887	860	899	758	849	656	770	8052
15	616	BLONDEL, ALAIN	FRA	11.31	7.31	13.56	203	49.19	14.50	37.78	510	58.00	4:23.82	
				Points 793	888	701	831	852	911	620	941	708	786	8031
16	403	BURRELL, ALVARO	ESP	10.95	7.56	14.41	203	48.14	15.18	43.52	450	45.66	4:22.42	
				Points 872	950	753	831	902	828	736	760	525	795	7952
17	791	DAUTH, THORSTEN	GER	10.80	7.30	15.29	197	48.33	14.76	44.70	450	52.94	4:44.91	
				Points 906	886	808	776	893	879	761	760	632	650	7951
18	689	BIGHAM, DAVID	GBR	11.14	7.26	12.56	194	47.73	14.94	37.42	450	60.52	4:27.42	
				Points 830	876	640	749	922	857	612	760	746	762	7754
19	64	SMITH, DEAN	AUS	10.97	7.43	13.67	191	50.06	15.29	42.54	450	60.52	4:46.83	
				Points 867	918	708	723	812	815	716	760	746	638	7703
20	927	MUNKACSY, S.	HUN	11.13	7.28	12.56	191	48.69	14.81	41.22	440	52.90	4:18.62	
				Points 832	881	640	723	876	873	689	731	632	821	7698
21	1551	GAHWILER, BEAT	SUI	11.56	7.07	12.92	188	50.08	15.17	43.26	460	58.82	4:12.07	
				Points 740	830	662	696	811	829	731	790	720	867	7676
22	402	BENET, F.	ESP	11.41	6.94	12.99	191	49.60	14.86	40.10	450	59.68	4:42.58	
				Points 771	799	667	723	833	867	667	760	733	664	7484
23	1651	KASAPOGLU, A.	TUR	11.40	7.15	13.40	191	51.54	15.42	39.80	450	47.90	4:45.77	
				Points 774	850	692	723	745	799	660	760	558	644	7205
24	581	MILLER, ALBERT	FIJ	11.40	6.50	13.21	182	50.76	15.08	39.90	380	57.80	4:48.81	
				Points 774	697	680	644	780	840	663	562	705	626	6971



Atletisme
Homes
Decatló

Atletismo
Hombres
Decatlón

Athlétisme
Hommes
Decathlon

Athletics
Men
Decathlon

POS.	No.	COMPETITOR	CTRY.	100 m	LONG JUMP	SHOT PUT	HIGH JUMP	400 m	110 m HURDL.	DISC.	POLE VAULT	JAVELIN	1,500 m	TOT. PTS.
25	1837	MOMBERGER, E.	PNG	11.55	6.33	13.57	188	51.78	16.68	39.52	420	52.24	4:46.64	
				Points 742	659	702	696	734	658	655	673	622	639	6780
26	1614	VI, HOMELO	TGA	11.14	6.91	11.97	182	51.45	15.70	40.68	400	52.32	5:17.57	
				Points 830	792	605	644	749	767	678	617	623	463	6768
27	1654	AL MATROOSHI, I.	UAE	11.63	6.37	8.62	191	51.40	15.98	24.58	410	46.06	4:55.76	
				Points 725	668	403	723	751	735	359	645	531	584	6124
28	909	FLORES, JORGE	HON	11.75	6.18	9.54	170	54.81	16.20	30.26	400	42.46	5:04.10	
				Points 701	626	458	544	606	710	470	617	478	536	5746
	459	NOOL, ERKI	EST	11.08	7.79	12.14	197	49.76	15.95	35.46	500	00.00	NP	
				Points 843	1007	615	776	826	738	573	910	0		AB
	139	DA SILVA, FILHO	BRA	11.21	7.00	14.71	206	49.55	14.70	00.00	NP			
				Points 814	814	772	859	835	886	0				AB
	1732	LONG, ARIC	USA	11.25	7.21	14.00	218	49.93	DQ	45.76	NP			
				Points 806	864	728	973	818		783				AB
	246	SMITH, MIKE	CAN	11.02	6.83	15.03	200	50.04	NP					
				Points 856	774	792	803	813						AB
	656	PLAZIAT, C.	FRA	10.70	7.21	14.88	197	NP						
				Points 929	864	782	776							AB
	513	KHIAMIJAINEN	EUN	11.10	7.15	14.78	200	NP						
				Points 838	850	776	803							AB
	596	KESKITALO, P.	FIN	11.24	7.33	15.41	0							
				Points 808	893	815	0							AB
	1332	POELMAN, SIMON	NZL	12.22	AB	NP								
				Points 608										AB



Atletisme
Homes
20 km marxa

Atletismo
Hombres
20 km marcha

Athlétisme
Hommes
20 km marche

Athletics
Men
20 km walk

RESULTS

POS.	No.	COMPETITOR	CTRY.	5 km (pos.)	10 km (pos.)	15 km (pos.)	FINAL
1	445	PLAZA, DANIEL	ESP	19:50 (1)	40:06 (1)	01:00:31 (1)	01:21:45
2	229	LEBLANC, G.	CAN	19:50 (7)	40:07 (7)	01:00:31 (2)	01:22:25
3	1000	DE BENEDICTIS	ITA	19:50 (1)	40:12 (8)	01:01:00 (5)	01:23:11
4	999	DAMILANO, M.	ITA	19:50 (1)	40:06 (1)	01:00:42 (4)	01:23:39
5	269	CHEN, SHAOGUO	CHN	19:52 (13)	40:34 (10)	01:01:11 (6)	01:24:06
6	954	MCDONALD, JAMES	IRL	20:53 (32)	42:02 (21)	01:03:13 (11)	01:25:16
7	1235	GARCIA, DANIEL	MEX	19:54 (15)	41:04 (13)	01:02:44 (10)	01:25:35
8	932	URBANIK, SANDOR	HUN	19:50 (1)	40:47 (12)	01:02:37 (0)	01:26:08
9	323	MORENO, HECTOR	COL	20:40 (27)	42:06 (22)	01:03:47 (14)	01:26:23
10	446	PRIETO, MIGUEL	ESP	19:52 (13)	41:07 (14)	01:03:14 (12)	01:26:38
11	813	IHLY, ROBERT	GER	19:50 (1)	40:42 (11)	01:02:37 (8)	01:26:56
12	497	SHCHENNIKOV, M.	EUN	19:50 (1)	40:23 (9)	01:02:01 (7)	01:27:17
13	477	ANDREYEV, V.	EUN	20:06 (18)	41:22 (16)	01:03:45 (13)	01:28:25
14	205	BERRETT, TIM	CAN	20:43 (30)	42:37 (25)	01:05:06 (21)	01:28:25
15	1571	JOHANSSON, S.	SWE	19:51 (12)	41:11 (15)	01:04:04 (15)	01:28:37
16	734	MADDOCKS, C.	GBR	20:42 (28)	42:31 (24)	01:05:15 (22)	01:28:45
17	1593	BLAZEK, PAVOL	TCH	20:21 (24)	41:50 (19)	01:04:17 (16)	01:29:23
18	989	ARENA, WALTER	ITA	20:09 (19)	41:59 (20)	01:04:45 (19)	01:29:34
19	1598	KOLLAR, IGOR	TCH	20:18 (22)	42:10 (23)	01:05:01 (20)	01:29:38
20	833	NOACK, AXEL	GER	20:04 (17)	41:41 (18)	01:04:32 (18)	01:29:55
21	1247	SANCHEZ, JOEL	MEX	19:54 (16)	41:27 (17)	01:04:23 (17)	01:30:12
22	32	A'HERN, NICHOLAS	AUS	20:21 (24)	42:43 (26)	01:06:10 (23)	01:31:39
23	748	PENN, ANDREW	GBR	22:02 (39)	44:29 (33)	01:06:52 (25)	01:31:40
24	756	RUSH, MARTIN	GBR	21:58 (37)	45:16 (36)	01:07:57 (28)	01:31:56
25	467	HASEN, SHEMISU	ETH	22:01 (38)	44:52 (35)	01:08:13 (31)	01:32:39
26	1187	MESKAUSKAS, V.	LTU	20:56 (33)	43:34 (30)	01:07:49 (27)	01:33:24
27	161	VIEIRA, SERGIO	BRA	20:45 (31)	43:01 (28)	01:06:10 (23)	01:33:32
28	1608	ZAHONCIK, JAN	TCH	21:08 (34)	44:11 (32)	01:07:57 (29)	01:33:37
29	1228	CANTO, ERNESTO	MEX	20:10 (20)	42:43 (27)	01:07:45 (26)	01:33:51
30	1714	JAMES, ALLEN	USA	22:11 (40)	44:31 (34)	01:09:07 (32)	01:35:12
31	51	JACHNO, ANDREW	AUS	21:14 (35)	43:23 (29)	01:07:58 (30)	01:36:49
32	149	MOREIRA, MARCELO	BRA	20:14 (21)	43:44 (31)	01:10:16 (33)	01:40:11
	387	PEREZ, JEFFERSON	ECU				AB
	280	LI, MINGCAI	CHN	19:50 (7)	40:06 (3)		AB
	145	KAMMLER, ADEMAR	BRA	21:19 (36)			AB
	571	TROCHIN, OLEG	EUN	20:42 (28)			AB
	1374	KORZENIOWSKI, R.	POL	19:50 (7)	40:06 (3)		AB
	434	MASSANA, V.	ESP	19:50 (7)	40:06 (3)	01:00:32 (3)	DQ
	1167	SOPRASEUT, S.	LAO				DQ
	1420	URBANO, JOSE	POR	20:19 (23)			DQ
	957	O'LEARY, BOBBY	IRL	20:26 (26)			DQ
	671	TOUTAIN, THIERRY	FRA	19:50 (7)	40:06 (3)		DQ



Atletisme
Homes
50 km marxa

Atletismo
Hombres
50 km marcha

Athlétisme
Hommes
50 km marche

Athletics
Men
50 km walk

FINAL

POS.	No.	COMPETITOR	CTRY.	5 km (pos.)	10 km (pos.)	15 km (pos.)	20 km (pos.)	25 km (pos.)	30 km (pos.)	35 km (pos.)	40 km (pos.)	45 km (pos.)	FINAL
1	546	PERLOV, ANDREY	EUN	11:49 (9)	47:12 (1)	01:10:20 (2)	1:33:27 (3)	01:56:00 (3)	02:18:30 (2)	02:40:38 (3)	03:03:05 (2)	03:25:58 (1)	3:50:13
2	1240	MERCENARIO, C.	MEX	11:40 (2)	47:13 (6)	01:10:21 (6)	01:33:29 (11)	01:55:54 (2)	02:18:30 (2)	02:40:38 (2)	03:03:05 (2)	03:26:40 (4)	3:52:09
3	859	WEIGEL, RONALD	GER	11:52 (15)	47:14 (7)	01:10:30 (14)	01:33:29 (5)	01:56:02 (5)	02:18:32 (7)	02:41:34 (6)	03:04:46 (5)	03:28:31 (5)	3:53:45
4	562	SPITSYN, VALERY	EUN	11:40 (2)	47:14 (7)	01:10:21 (6)	01:33:29 (5)	01:56:03 (8)	02:18:39 (8)	02:41:29 (5)	03:05:11 (6)	03:29:41 (6)	3:54:39
5	1603	MRAZEK, ROMAN	TCH	11:52 (15)	47:21 (20)	01:11:02 (19)	01:34:04 (15)	01:58:19 (17)	02:22:01 (17)	02:45:23 (13)	03:08:20 (12)	03:31:24 (8)	3:55:21
6	802	GAUDER, H.	GER	11:49 (9)	47:15 (12)	01:10:23 (12)	01:42:54 (40)	01:57:49 (16)	02:21:16 (15)	02:44:13 (10)	03:07:43 (10)	03:32:09 (11)	3:56:47
7	598	KONONEN, V.	FIN	11:49 (9)	47:13 (2)	01:10:22 (9)	01:33:15 (2)	01:55:31 (1)	02:17:48 (1)	02:40:40 (4)	03:05:20 (7)	03:32:25 (12)	3:57:21
8	1244	RODRIGUEZ, M.	MEX	11:49 (12)	47:14 (7)	01:10:20 (2)	01:33:29 (10)	01:56:00 (3)	02:18:31 (5)	02:44:40 (12)	03:06:15 (9)	03:31:52 (10)	3:58:26
9	431	MARIN, JOSE	ESP	11:45 (8)	47:14 (7)	01:10:24 (13)	01:33:30 (12)	01:56:16 (11)	02:18:59 (10)	02:42:35 (7)	03:06:07 (8)	03:30:58 (7)	3:58:41
10	417	GARCIA, JESUS	ESP	11:44 (4)	47:13 (2)	01:10:21 (6)	01:33:30 (12)	01:56:03 (8)	02:19:10 (11)	02:43:23 (9)	03:08:09 (11)	03:32:53 (1)	3:58:43
11	1571	JOHANSSON, S.	SWE	25:01 (36)	49:29 (37)	01:13:49 (34)	01:37:54 (30)	02:01:56 (29)	02:25:37 (24)	02:48:59 (21)	03:12:06 (17)	03:35:21 (17)	3:58:56
12	1001	DEGAETANO, G.	ITA	24:26 (31)	47:20 (18)	01:13:00 (28)	01:36:55 (28)	02:00:25 (22)	02:24:02 (19)	02:47:24 (15)	03:11:05 (14)	03:34:22 (15)	3:59:13
13	4023	QUIRICONI, M.	ITA	24:21 (29)	48:47 (29)	01:13:01 (31)	01:36:55 (25)	02:00:25 (22)	02:24:02 (19)	02:47:24 (15)	03:11:05 (14)	03:34:28 (16)	4:00:28
14	400	BARROSO, JAIME	ESP	11:54 (19)	47:16 (16)	01:10:30 (14)	01:33:29 (5)	01:56:02 (5)	02:19:58 (12)	02:43:21 (8)	03:08:41 (13)	03:34:05 (14)	4:02:08
15	653	PILLER, RENE	FRA	24:20 (28)	48:47 (29)	01:13:00 (28)	01:36:55 (25)	02:00:25 (22)	02:24:04 (22)	02:47:46 (17)	03:02:00 (1)	03:26:24 (2)	4:02:40
16	640	LEMERCIER, A.	FRA	24:30 (33)	49:03 (33)	01:13:40 (33)	01:38:04 (31)	02:02:09 (30)	02:25:56 (27)	02:49:11 (23)	03:12:57 (18)	03:37:59 (18)	4:06:31
17	632	FESSELIER, M.	FRA	24:50 (35)	48:47 (29)	01:13:00 (28)	01:36:55 (25)	02:00:53 (26)	02:25:04 (23)	02:49:09 (22)	03:14:01 (19)	03:39:32 (19)	4:07:30
18	1077	IMAMURA, FUMIO	JPN	24:16 (25)	48:20 (24)	01:12:34 (24)	01:36:33 (22)	02:00:56 (27)	02:25:47 (26)	02:50:54 (25)	03:15:54 (22)	03:40:52 (22)	4:07:45
19	36	BAKER, SIMON	AUS	11:52 (15)	47:26 (21)	01:11:10 (21)	01:34:04 (15)	01:56:54 (14)	02:20:04 (13)	02:44:20 (11)	03:11:12 (16)	03:40:43 (20)	4:08:11
20	1549	CHARRIERE, P.	SUI	25:10 (37)	50:01 (38)	01:14:34 (37)	01:39:02 (33)	02:03:36 (34)	02:28:00 (33)	02:52:27 (28)	03:17:17 (24)	03:42:18 (24)	4:08:32
21	744	MORTON, LESLIE	GBR	24:02 (22)	47:57 (23)	01:11:52 (22)	01:35:54 (20)	02:00:05 (20)	02:24:03 (21)	02:48:55 (20)	03:14:38 (21)	03:41:17 (23)	4:09:34
22	1095	SONOHARA, T.	JPN	11:44 (4)	47:15 (12)	01:10:22 (9)	01:33:44 (14)	01:57:10 (15)	02:21:14 (14)	02:46:32 (14)	03:14:03 (20)	03:31:35 (9)	4:13:22
23	1761	SCHUELER, CARL	USA	25:15 (40)	48:49 (32)	01:13:14 (32)	01:37:45 (29)	02:02:29 (32)	02:27:28 (32)	02:52:54 (29)	03:19:05 (25)	03:45:17 (25)	4:13:38
24	1084	KOSAKA, T.	JPN	24:15 (24)	48:20 (24)	01:12:34 (24)	01:36:27 (21)	02:00:48 (25)	02:25:47 (25)	02:50:53 (24)	03:28:45 (32)	03:45:26 (26)	4:14:24
25	1420	URBANO, JOSE	POR	25:34 (42)	50:16 (41)	01:14:14 (35)	01:38:24 (32)	02:02:27 (31)	02:26:33 (31)	02:51:14 (26)	03:17:05 (23)	03:47:04 (27)	4:16:31
26	84	WOGERBAUER, S.	AUT	24:21 (29)	48:45 (28)	01:12:34 (24)	01:36:33 (22)	02:00:10 (21)	02:26:26 (29)	02:52:25 (27)	03:20:57 (27)	03:48:40 (28)	4:17:25
27	1607	SZIKORA, PAVOL	TCH	11:56 (20)	47:15 (12)	01:10:51 (17)	01:35:12 (19)	02:00:04 (19)	02:26:12 (28)	02:53:32 (30)	03:21:25 (29)	03:49:09 (29)	4:17:49
28	1405	MAGALHAES, J.	POR	25:32 (41)	50:26 (42)	01:15:35 (41)	01:40:30 (38)	02:04:59 (35)	02:29:29 (34)	03:01:24 (34)	03:21:15 (28)	03:50:00 (30)	4:20:12
29	1593	BLAZEK, PAVOL	TCH	11:44 (4)	47:15 (12)	01:10:22 (9)	01:42:44 (39)	01:56:49 (13)	02:21:27 (16)	02:48:10 (18)	03:19:58 (26)	03:40:43 (20)	4:22:33
30	691	BLAGG, PAUL	GBR	25:11 (39)	50:02 (40)	01:15:06 (40)	01:40:06 (36)	02:05:17 (36)	02:31:03 (36)	02:57:42 (31)	03:25:29 (30)	03:53:30 (31)	4:23:10
31	1286	VAN BEEK, H.	NED	24:27 (32)	49:04 (34)	01:14:21 (36)	01:39:43 (35)	02:05:44 (37)	02:31:44 (37)	02:57:43 (32)	03:38:46 (33)	03:55:42 (32)	4:24:18
32	1742	NELSON, HERMAN	USA	24:39 (34)	49:26 (36)	01:14:35 (39)	01:40:29 (37)	02:06:12 (38)	02:32:41 (38)	02:59:34 (33)	03:27:30 (31)	03:56:10 (33)	4:25:49
	1021	PERRICELLI, G.	ITA	11:51 (14)	47:20 (19)	01:11:07 (20)	01:34:45 (18)	01:58:26 (18)	02:22:27 (18)	02:48:13 (19)			AB
	1544	BERTOLDI, ALDO	SUI	25:10 (38)	50:01 (38)	01:14:34 (37)	01:39:02 (33)	02:03:33 (33)	02:29:45 (35)	03:02:08 (35)			AB
	1694	EVONIUK, MARCO	USA	24:13 (23)	48:29 (27)	01:12:32 (23)	01:36:33 (22)	02:00:58 (28)	02:26:26 (29)				AB
	105	DEJONCKHEERE, G.	BEL	24:19 (27)	48:24 (26)	01:12:41 (27)							DQ
	205	BERRETT, TIM	CAN	24:00 (21)	47:36 (22)	01:10:57 (18)	01:34:33 (17)						DQ
	1414	PINTO, JOSE	POR	24:18 (26)	49:22 (35)	01:16:52 (42)							DQ
	1246	SANCHEZ, G.	MEX	11:49 (12)	47:13 (2)	01:10:20 (2)	01:33:27 (4)	01:56:16 (12)	02:18:57 (9)				DQ
	1374	KORZENIOWSKI, R.	POL	11:53 (18)	47:16 (17)	01:10:30 (14)	01:33:29 (5)	01:56:02 (5)	02:18:31 (5)	02:40:35 (1)	03:03:10 (4)	03:26:39 (3)	DQ
	549	POTASHEV, A.	EUN	11:39 (1)	47:14 (7)	01:10:19 (1)	01:33:14 (1)						DQ
	229	LEBLANC, G.	CAN	11:44 (7)	47:13 (2)	01:10:20 (2)	01:33:29 (5)	01:56:03 (8)	02:18:30 (2)				DQ
	280	LI, MINGCAI	CHN										NP



Atletismo
Hombres
Maratón

Atletismo
Hombres
Maratón

Athlétisme
Hommes
Marathon

Athletics
Men
Marathon

FINAL

POS. No.	COMPETITOR	CTRY.	RESULT
1	1147 HWANG, YOUNG-CHO	KOR	02:13:23
2	1087 MORISHITA, KOICHI	JPN	02:13:45
3	800 FREIGANG, STEPHAN TIMO	GER	02:14:00
4	1088 NAKAYAMA, TAKEYUKI	JPN	02:14:02
5	992 BETTIOL, SALVATORE	ITA	02:14:15
6	1211 KOKAICH, SALAH	MAR	02:14:25
7	1369 HURUK, JAN	POL	02:14:32
8	1100 TANIGUCHI, HIROMI	JPN	02:14:42
9	419 GARCIA CORRALES, DIEGO	ESP	02:14:56
10	1150 KIM, JAE-YONG	KOR	02:15:01
11	593 HANNINEN, HARRI JOHANNES	FIN	02:15:19
12	1764 SPENCE, STEVEN ANTHONY	USA	02:15:21
13	1695 EYESTONE, ED	USA	02:15:23
14	1132 MERANDE, BONIFACE	KEN	02:15:46
15	1290 VAN VLAANDEREN, BERT	NED	02:15:47
16	1335 WILSON, REX ALBERT	NZL	02:15:51
17	1724 KEMPAINEN, ROBERT	USA	02:15:53
18	421 GAVELA RODRIGUEZ, R.	ESP	02:16:23
19	1595 DAVID, KAREL	TCH	02:16:34
20	1361 BEBLO, LESZEK	POL	02:16:38
21	1379 PERSZKE, WIESLAW	POL	02:16:38
22	568 TOLSTIKOV, IAKOV	EUN	02:17:04
23	468 MEGERE, TENA	ETH	02:17:07
24	141 DE SOUZA SILVA, OSMIRO	BRA	02:17:16
25	1475 MOKIBE, ABEL	RSA	02:17:24
26	41 DE CASTELLA, ROB	AUS	02:17:44
27	1831 BRACE, ED	GBR	02:17:49
28	1152 KIM, WAN-KI	KOR	02:18:32
29	1243 RICO RANGEL, JOSE ISIDRO	MEX	02:18:52
30	384 SALAH HOUSSAIN, AHMED	DJI	02:19:04
31	620 CHAUVÉLIER, DOMINIQUE	FRA	02:19:09
32	436 MONTIEL GOMEZ, JOSE E.	ESP	02:19:15
33	1177 MOQHALI, THABISO PAUL	LES	02:19:28
34	1590 IKANGAA, JUMA	TAN	02:19:34
35	1324 FROUDE, DEREK OWEN	NZL	02:19:37
36	1142 WAKIIHURI, DOUGLAS	KEN	02:19:38
37	1114 HUSSEIN, IBRAHIM	KEN	02:19:49
38	916 BORKA, GYULA	HUN	02:20:46
39	732 LONG, DAVE	GBR	02:20:51
40	1523 VINDIS, MIRKO	SLO	02:21:03

POS. No.	COMPETITOR	CTRY.	RESULT
41	698 DAVIES-HALE, PAUL	GBR	02:21:15
42	1581 GIMINDAZA, ELPHAS S.	SWZ	02:21:15
43	390 VERA, ROLANDO	ECU	02:21:30
44	1004 FAUSTINI, ALESSIO	ITA	02:21:37
45	665 SOARES, LUIS	FRA	02:21:57
46	314 KUETE, PAUL	CMR	02:22:43
47	81 SCHMUCK, HELMUT	AUT	02:23:38
48	57 MONEGHETTI, STEPHEN	AUS	02:23:42
49	794 DOBLER, KONRAD W.	GER	02:23:44
50	1808 KALOMBO, MWENZE	ZAI	02:23:47
51	964 TREACY, JOHN	IRL	02:24:11
52	1355 SUIZO, HERMAN	PHI	02:25:18
53	30 REYNIERSE, KIMBALL PETER	ARU	02:25:31
54	1663 ZAMORA VILLALBA, N.E.	URU	02:25:32
55	1545 BOLTZ, DANIEL	SUI	02:25:50
56	153 ROCHA DA SILVA, JOSEILDO	BRA	02:26:00
57	126 CAMACHO, JUAN RODRIGO	BOL	02:26:01
58	1822 MATAFI, CEPHAS	ZIM	02:26:17
59	12 SALMI, MOHAMED	ALG	02:26:56
60	1493 SEHIRWA, ILDEPHONSE	RWA	02:27:44
61	1865 GITAW, ZEREHUNE	ETH	02:28:25
62	265 OJEDA PAREDES, JAIME E.	CHI	02:28:39
63	1219 TAMBALA, SMARTEX G.	MAW	02:29:02
64	673 ZILLIOX, PASCAL	FRA	02:30:02
65	10329 LOPEZ ROGER, LUIS	CRC	02:30:26
66	1526 MACINA, GIAN LUIGI	SMR	02:30:45
67	1312 MONZO, ABDU	NIG	02:31:15
68	1184 WILLE, ROLAND	LIE	02:31:32
69	1273 KAYELE, TUIHALENI FRANK	NAM	02:31:41
70	1292 ROKAYA, HARI	NEP	02:32:26
71	1538 KARUNARATNE, KURUPPU A.	SRI	02:32:26
72	952 HUGHES, THOMAS JOSEPH	IRL	02:32:55
73	1275 AGUIRRE VILLAVICENCIO, W.	NCA	02:34:18
74	196 AMADI, FERDINAND	CAF	02:35:39
75	1175 MOHAMED, KHAMIS TAHER	LBA	02:35:46
76	902 LAMOTHE, ANNE DIEVDONNE	HAI	02:36:11
77	1270 KAN, MYINT	MYA	02:37:39
78	974 DALLAS, CALVIN	ISV	02:38:11
79	165 ALI, SAAD MUBARAK ALI	BRN	02:39:19
80	1423 RYU, OKHYON	PRK	02:40:51

POS. No.	COMPETITOR	CTRY	RESULT
81	1197 RAZAHASOA, ALAIN CLERK	MAD	02:41:41
82	1658 LOPEYOK, MICHAEL	UGA	02:42:54
83	133 KELEKETU, BENJAMIN	BOT	02:45:57
84	1587 ALHARIRI, MOUSSA	SYR	02:47:06
85	1793 LUU-VAN, HUNG	VIE	02:56:42
86	1221 HALEEN, HUSSAIN	MDV	03:04:16
87	1251 TUUL, PYAMBUU	MGL	04:00:44
	962 RONAN, ANDREW	IRL	AB
	1274 SWARTBOOI, LUCKETZ	NAM	AB
	1481 TAU, JAN	RSA	AB
	230 MAHER, PETER KEVIN	CAN	AB
	340 CUBA CARRERO, IGNACIO A.	CUB	AB
	1389 CASTRO, DIONISIO	POR	AB
	1279 DIRKS, TONNIE	NED	AB
	1480 SINQE, ZITHULELE	RSA	AB
	582 PRASAD, BINESHWAR	FJI	AB
	1413 PINTO, ANTONIO	POR	AB
	1230 CERON PIZARRO, DIONICIO	MEX	AB
	1412 PINHEIRO, JOAQUIM	POR	AB
	1589 BURA, JOHN	TAN	AB
	994 BORDIN, GELINDO	ITA	AB
	1428 GONZALEZ RIVERA, JORGE L.	PUR	AB
	907 BELISLE GOMEZ, A.	HON	AB
	931 SZUCS, CSABA	HUN	AB
	1266 MOHAMED OULD, KHALIFA	MTN	AB
	470 MEKONNEN, ABEBE	ETH	AB
	1591 NAALI, ROBERT	TAN	AB
	142 DOS SANTOS, DIAMANTINO	BRA	AB
	380 ABDILLAH TALAN, OMAR	DJI	AB
	322 GRISALES, CARLOS MARIO	COL	AB
	1236 GARCIA MELCHOR, S.	MEX	NP
	490 BUKHANOV, VLADIMIR	EUN	NP

INTERMEDIATE TIMES

	5 km	10 km	15 km	20 km	25 km
No.	1147	1147	1595	1211	992
Time	16:03	31:59	48:18	01:04:00	01:19:22
	30 km	35 km	40 km		
No.	1152	1147	1147		
Time	01:34:42	01:50:02	02:06:33		



Atletisme
Dones
100 m llisos

Atletismo
Mujeres
100 m lisos

Athlétisme
Dames
100 m

Athletics
Women
100 m

ROUND 1
HEAT 1

POS. No.	COMPETITOR	CTRY.	RESULT	
1	1058 OTTEY, MERLENE	JAM	11.26	Q
2	592 HANHIJOKI, SISCO	FIN	11.44	Q
3	635 GIRARD, PATRICIA	FRA	11.51	Q
4	275 GAO, HAN	CHN	11.68	Q
5	406 CASTRO SALVADOR, C.	ESP	11.72	q
6	1795 TRUONG HOANG, MYLINH	VIE	12.11	
7	1799 PRESCOD, GAIL MICHELLE	VIN	12.41	

ROUND 1
HEAT 2

POS. No.	COMPETITOR	CTRY.	RESULT	
1	550 PRIVALOVA, IRINA	EUN	11.42	Q
2	52 JOHNSON, KERRY	AUS	11.62	Q
3	289 XIAO, YEHUA	CHN	11.69	Q
4	1044 DUHANEY, DAHLIA	JAM	11.73	Q
5	210 CLARKE, KAREN ALICIA	CAN	11.79	
6	1494 DIA, NDEYE BINETA	SEN	11.83	
7	1534 DARSHA, K.V.DAMAYANTHI	SRI	11.88	
8	1222 RISHTHA, AMINATH	MDV	13.66	

ROUND 1
HEAT 3

POS. No.	COMPETITOR	CTRY.	RESULT	
1	1042 CUTHBERT, JULIET	JAM	11.14	Q
2	187 NOUNEVA, ANELIA D.	BUL	11.34	Q
3	1483 VORSTER, ELINDA	RSA	11.45	Q
4	46 GAINSFORD MELINDA	AUS	11.57	Q
5	664 SIDIBE, ODI AH	FRA	11.62	q
6	1630 SRIPET, RATJAI	THA	11.99	
7	313 KENGENE, MONIQUE	CMR	12.12	
8	586 TAVAGA, VACISEVA	FUJ	12.47	

ROUND 1
HEAT 4

POS. No.	COMPETITOR	CTRY.	RESULT	
1	1687 DEVERS, GAIL	USA	11.23	Q
2	85 DAVIS, PAULINE ELAINE	BAH	11.48	Q
3	701 DOUGLAS, STEPHANIE	GBR	11.65	Q
4	1430 MAYBERRY-WILKINSON, M.	PUR	11.67	Q
5	224 SAMUEL, HEATHER B.	ANT	11.76	
6	1819 DUBE, GAILY	ZIM	12.08	
7	113 KUETEY, LAURE	BEN	13.11	
8	15 DE JESUS, ANTONIA M.	ANG	NP	

ROUND 1
HEAT 5

POS. No.	COMPETITOR	CTRY.	RESULT	
1	1772 TORRENCE, GWEN	USA	11.28	Q
2	1307 OPARA, CHRISTY T.	NGR	11.39	Q
3	337 ALHEN DOLL, LILIANA	CUB	11.49	Q
4	837 PHILIPP, ANDREA	GER	11.73	Q
5	1196 RAVANIRIANA, LALAO R.	MAD	11.74	
6	2302 FOUFOUE, ZIGA	CIV	11.77	
7	1816 MWANAMWAMBWANGOZI, N.	ZAM	12.13	
8	1811 MABALA, MUYEBG	ZAI	12.76	

ROUND 1
HEAT 6

POS. No.	COMPETITOR	CTRY.	RESULT	
1	1664 ASHFORD, EVELYN	USA	11.23	Q
2	1306 ONYALI, MARY	NGR	11.37	Q
3	1642 WANG, HUEI-CHEN	TPE	11.43	Q
4	1401 JARDIM, LUCRECIA	POR	11.58	Q
5	287 TIAN, YUMEI	CHN	11.68	q
6	114 DOUGLAS, DAWNNETTE A.	BER	12.05	
7	332 STEWART LEE, ZOILA ROSA	CRC	12.12	
8	1255 CARUANA, DEIRDRE SUSAN	MLT	12.59	

ROUND 1
HEAT 7

POS. No.	COMPETITOR	CTRY.	RESULT	
1	1309 UTONDU, BEATRICE	NGR	11.30	Q
2	485 BOGOSLOVSKAYA, OLGA	EUN	11.45	Q
3	1280 FIERE-COOMAN, NELLI	NED	11.47	Q
4	615 BILY, LAURENCE	FRA	11.57	Q
5	82 TROGER, SABINE	AUT	11.69	q
6	1485 WINKLER, MARCEL	RSA	12.01	
7	893 KONATE, AMINATA	GUI	12.33	
773	ANSUE, MAGDALENA	GEQ	DQ	

ROUND 2
HEAT 1

POS. No.	COMPETITOR	CTRY.	RESULT	
1	1664 ASHFORD, EVELYN	USA	11.13	Q
2	1309 UTONDU, BEATRICE	NGR	11.31	Q
3	592 HANHIJOKI, SISCO	FIN	11.50	Q
4	635 GIRARD, PATRICIA	FRA	11.54	Q
5	52 JOHNSON, KERRY	AUS	11.59	
6	1044 DUHANEY, DAHLIA	JAM	11.61	
7	1401 JARDIM, LUCRECIA	POR	11.66	
8	287 TIAN, YUMEI	CHN	11.78	

ROUND 2
HEAT 2

POS. No.	COMPETITOR	CTRY.	RESULT	
1	1042 CUTHBERT, JULIET	JAM	11.12	Q
2	187 NUNEVA, ANELIA D.	BUL	11.17	Q
3	1306 ONYALI, MARY	NGR	11.28	Q
4	1483 VORSTER, ELINDA	RSA	11.44	Q
5	1280 FIERE-COOMAN, NELLI	NED	11.55	
6	8615 BILY, LAURENCE	FRA	11.64	
7	1430 MAYBERRY-WILKINSON, M.	PUR	11.69	
8	406 CASTRO SALVADOR, C.	ESP	11.79	

ROUND 2
HEAT 3

POS. No.	COMPETITOR	CTRY.	RESULT	
1	1058 OTTEY, MERLENE	JAM	11.15	Q
2	1772 TORRENCE, GWEN	USA	11.17	Q
3	85 DAVIS, PAULINE ELAINE	BAH	11.31	Q
4	485 BOGOSLOVSKAYA, OLGA	EUN	11.43	Q
5	664 SIDIBE, ODI AH	FRA	11.63	
6	837 PHILIPP, ANDREA	GER	11.67	
7	289 XIAO, YEHUA	CHN	11.73	
8	8701 DOUGLAS, STEPHANIE	GBR	11.77	

ROUND 2
HEAT 4

POS. No.	COMPETITOR	CTRY.	RESULT	
1	550 PRIVALOVA, IRINA	EUN	10.98	Q
2	1687 DEVERS, GAIL	USA	11.17	Q
3	337 ALLEN DOLL, LILIANA	CUB	11.33	Q
4	1307 OPARA THOMPSON, C.	NGR	11.42	Q
5	1642 WANG, HUEI-CHEN	TPE	11.57	
6	46 GAINSFORD, MELINDA	AUS	11.67	
7	275 GAO, HAN	CHN	11.76	
8	82 TROGER, SABINE	AUT	11.76	

SEMI-FINAL
HEAT 1

POS. No.	COMPETITOR	CTRY.	RESULT	
1	1772 TORRENCE, GWEN	USA	11.02	Q
2	1058 OTTEY, MERLENE	JAM	11.07	Q
3	550 PRIVALOVA, IRINA	EUN	11.08	Q
4	1306 ONYALI, MARY	NGR	11.30	Q
5	85 DAVIS, PAULINE ELAINE	BAH	11.34	
6	1307 OPARA THOMPSON, C.	NGR	11.47	
7	592 HANHIJOKI, SISCO	FIN	11.65	
8	635 GIRARD, PATRICIA	FRA	11.70	

SEMI-FINAL
HEAT 2

POS. No.	COMPETITOR	CTRY.	RESULT	
1	1042 CUTHBERT, JULIET	JAM	10.98	Q
2	1687 DEVERS, GAIL	USA	11.12	Q
3	187 NUNEVA, ANELIA D.	BUL	11.24	Q
4	337 ALLEN DOLL, LILIANA	CUB	11.28	Q
5	1664 ASHFORD, EVELYN	USA	11.29	
6	1483 VORSTER, ELINDA	RSA	11.44	
7	485 BOGOSLOVSKAYA, OLGA	EUN	11.45	
8	1309 UTONDU, BEATRICE	NGR	11.53	

FINAL

POS. No.	COMPETITOR	CTRY.	RESULT	
1	1687 DEVERS, GAIL	USA	10.82	
2	1042 CUTHBERT, JULIET	JAM	10.83	
3	550 PRIVALOVA, IRINA	EUN	10.84	
4	1772 TORRENCE, GWEN	USA	10.86	
5	1058 OTTEY, MERLENE	JAM	10.88	
6	187 NUNEVA, ANELIA D.	BUL	11.10	
7	1306 ONYALI, MARY	NGR	11.15	
8	337 ALLEN DOLL, LILIANA	CUB	11.19	



Atletismo
Dones
200 m llisos

Atletismo
Mujeres
200 m llisos

Athlétisme
Dames
200 m

Athletics
Women
200 m

ROUND 1
HEAT 1

POS. No.	COMPETITOR	CTRY.	RESULT	
1	1306 ONYALI, MARY	NGR	23.06	Q
2	550 PRIVALOVA, IRINA	EUN	23.22	Q
3	1401 JARDIM, LUCRECIA	POR	23.26	Q
4	1534 DARSHA, K.V.DAMAYANTHI	SRI	23.82	Q
5	58 MOORE, MELISSA	AUS	23.86	
6	307 MUTANDA, OLGA	CIV	24.19	
7	586 TAVAGA, VACISEVA	FJ	25.07	
	1485 WINKLER, MARCEL	RSA	NP	

ROUND 1
HEAT 2

POS. No.	COMPETITOR	CTRY.	RESULT	
1	1058 OTTEY, MERLENE	JAM	22.95	Q
2	761 STOUTE, JENNIFER	GBR	23.15	Q
3	592 HANHIJOKI, SISKI	FIN	23.27	Q
4	1642 WANG, HUEI-CHEN	TPE	23.37	Q
5	853 THOMAS, ANDREA	GER	23.52	q
6	1795 TRUONG HOANG, MY LINH	VIE	24.45	
7	332 STEWART LEE, ZOILA	CRC	24.64	

ROUND 1
HEAT 3

POS. No.	COMPETITOR	CTRY.	RESULT	
1	1042 CUTHBERT, JULIET	JAM	22.99	Q
2	1483 VORSTER, ELINDA	RSA	23.14	Q
3	85 DAVIS, PAULINE	BAH	23.47	Q
4	24 SAMUEL, HEATHER	ANT	24.09	Q
5	649 NESTORET, MAGUY	FRA	24.15	
6	1816 MWANAMWAMBWA, N.	ZAM	24.59	
7	1617 CHOMMUAK, NEDNAPA	THA	24.76	
8	1255 CARUANA, DEIRDRE S.	MLT	25.28	

ROUND 1
HEAT 4

POS. No.	COMPETITOR	CTRY.	RESULT	
1	820 KNOLL, SILKE BEATE	GER	22.83	Q
2	1697 FINN, MICHELLE	USA	23.00	Q
3	1277 DE LANGE, KARIN	NED	23.53	Q
4	725 JACOBS, SIMMONE	GBR	23.90	Q
5	925 KOZARY, AGNES	HUN	24.50	
6	102 PHILLIP, PRISCA	BAR	24.56	
	894 SOW, OUMOU	GUI	AB	
	1494 DIA, NDEYE BINETA	SEN	NP	

ROUND 1
HEAT 5

POS. No.	COMPETITOR	CTRY.	RESULT	
1	532 MALCHUGINA, GALINA	EUN	23.08	Q
2	805 GUNTHER, SABINE	GER	23.41	Q
3	82 TROGER, SABINE	AUT	23.72	Q
4	979 MORRIS, RUTH	ISV	24.17	Q
5	114 DOUGLAS, DAWNNETTE	BER	25.03	
6	1254 KANOUTE, MANDA	MLI	26.03	
	272 CHEN, ZHAOJING	CHN	DQ	

ROUND 1
HEAT 6

POS. No.	COMPETITOR	CTRY.	RESULT	
1	1704 GUIDRY, CARLETTE	USA	22.82	Q
2	46 GAINSFORD, MELINDA	AUS	23.18	Q
3	187 NUNEVA, ANELIA	BUL	23.32	Q
4	210 CLARKE, KAREN	CAN	23.57	Q
5	638 JEAN-CHARLES, VALERIE	FRA	23.69	q
6	1819 DUBE, GAILY	ZIM	24.15	
7	1516 MANSARAY, MELROSE	SLE	24.67	
	130 SOLIZ INTURIAS, JAQUELINE	BOL	DQ	

ROUND 1
HEAT 7

POS. No.	COMPETITOR	CTRY.	RESULT	
1	1772 TORRENCE, GWEN	USA	22.66	Q
2	1050 JACKSON SMALL, GRACE	JAM	22.72	Q
3	570 TRANDENKOVA, MARINA	EUN	22.79	Q
4	1196 RAVAONIRIANA, LALAO	MAD	23.58	Q
5	1466 OANTA, IOLANDA	ROM	23.83	q
6	317 NKOMA, GEORGETTE E.	CMR	23.85	q
7	777 MANGUE, RUTH	GEQ	27.65	

ROUND 2
HEAT 1

POS. No.	COMPETITOR	CTRY.	RESULT	
1	1042 CUTHBERT, JULIET	JAM	22.01	Q
2	1697 FINN, MICHELLE	USA	22.42	Q
3	85 DAVIS, PAULINE	BAH	22.44	Q
4	820 KNOLL, SILKE BEATE	GER	22.46	Q
5	570 TRANDENKOVA, MARINA	EUN	22.50	
6	1642 WANG, HUEI-CHEN	TPE	22.93	
7	725 JACOBS, SIMMONE	GBR	23.61	
8	638 JEAN-CHARLES, VALERIE	FRA	23.64	

ROUND 2
HEAT 2

POS. No.	COMPETITOR	CTRY.	RESULT	
1	1772 TORRENCE, GWEN	USA	22.21	Q
2	1050 JACKSON SMALL, GRACE	JAM	22.59	Q
3	1483 VORSTER, ELINDA	RSA	22.99	Q
4	592 HANHIJOKI, SISKI	FIN	23.09	Q
5	1401 JARDIM, LUCRECIA	POR	23.09	
6	1196 RAVAONIRIANA, LALAO	MAD	23.63	
7	1534 DARSHA, K.V.DAMAYANTHI	SRI	23.89	
8	317 NKOMA, GEORGETTE EMILIE	CMR	24.06	

ROUND 2
HEAT 3

POS. No.	COMPETITOR	CTRY.	RESULT	
1	532 MALCHUGINA, GALINA	EUN	22.22	Q
2	1704 GUIDRY, CARLETTE	USA	22.26	Q
3	187 NUNEVA, ANELIA	BUL	22.62	Q
4	761 STOUTE, JENNIFER	GBR	22.73	Q
5	805 GUNTHER, SABINE	GER	23.10	
6	1466 OANTA, IOLANDA	ROM	23.75	
7	210 CLARKE, KAREN	CAN	23.80	
8	24 SAMUEL, HEATHER	ANT	24.12	

ROUND 2
HEAT 4

POS. No.	COMPETITOR	CTRY.	RESULT	
1	1058 OTTEY, MERLENE	JAM	21.94	Q
2	550 PRIVALOVA, IRINA	EUN	22.45	Q
3	1306 ONYALI, MARY	NGR	22.60	Q
4	46 GAINSFORD MELINDA	AUS	23.03	Q
5	853 THOMAS, ANDREA	GER	23.19	
6	1277 DE LANGE, KARIN	NED	23.41	
7	82 TROGER, SABINE	AUT	23.41	
8	979 MORRIS, RUTH	ISV	24.26	

SEMI-FINAL
HEAT 1

POS. No.	COMPETITOR	CTRY.	RESULT	
1	1058 OTTEY, MERLENE	JAM	22.12	Q
2	1704 GUIDRY, CARLETTE	USA	22.31	Q
3	532 MALCHUGINA, GALINA	EUN	22.44	Q
4	1050 JACKSON SMALL, GRACE	JAM	22.58	Q
5	820 KNOLL, SILKE BEATE	GER	22.60	
6	85 DAVIS, PAULINE	BAH	22.61	
7	1483 VORSTER, ELINDA	RSA	23.08	
8	592 HANHIJOKI, SISKI	FIN	23.26	

SEMI-FINAL
HEAT 2

POS. No.	COMPETITOR	CTRY.	RESULT	
1	1772 TORRENCE, GWEN	USA	21.72	Q
2	1042 CUTHBERT, JULIET	JAM	21.75	Q
3	550 PRIVALOVA, IRINA	EUN	22.08	Q
4	1697 FINN, MICHELLE	USA	22.39	Q
5	1306 ONYALI, MARY	NGR	22.60	
6	761 STOUTE, JENNIFER	GBR	23.01	
7	46 GAINSFORD, MELINDA	AUS	23.03	
	187 NUNEVA, ANELIA	BUL	NP	

FINAL

POS. No.	COMPETITOR	CTRY.	RESULT	
1	1772 TORRENCE, GWEN	USA	21.81	
2	1042 CUTHBERT, JULIET	JAM	22.02	
3	1058 OTTEY, MERLENE	JAM	22.09	
4	550 PRIVALOVA, IRINA	EUN	22.19	
5	1704 GUIDRY, CARLETTE	USA	22.30	
6	1050 JACKSON SMALL, GRACE	JAM	22.58	
7	1697 FINN, MICHELLE	USA	22.61	
8	532 MALCHUGINA, GALINA	EUN	22.63	



Atletismo
Dones
400 m llisos

Atletismo
Mujeres
400 m lisos

Athlétisme
Dames
400 m

Athletics
Women
400 m

ROUND 1
HEAT 1

POS. No.	COMPETITOR	CTRY.	RESULT	
1	1723 KAISER, NATASHA	USA	51.41	Q
2	324 RESTREPO GAVIRIA, XIMENA	COL	52.34	Q
3	435 MERINO GARCIA, JULIA	ESP	52.90	Q
4	1040 CAMPBELL, JULIET JEAN	JAM	53.69	Q
5	979 MORRIS, RUTH LEONA	ISV	54.37	q
6	102 PHILLIP, PRISCA	BAR	55.09	
7	1252 DAO, FANTA	MLI	1:01.97	

ROUND 1
HEAT 2

POS. No.	COMPETITOR	CTRY.	RESULT	
1	1060 RICHARDS, SANDI ANGELA	JAM	52.56	Q
2	1737 MILES, JEARL	USA	52.79	Q
3	700 DOUGLAS, SANDRA MARIE	GBR	52.91	Q
4	1537 ILEPERUMA, JAYAMINI	SRI	54.14	Q
5	21 GILGEOUS, CHARMAINEANN M.	ANT	55.48	
6	890 ROSS, SHERMAIN	GRN	55.49	

ROUND 1
HEAT 3

POS. No.	COMPETITOR	CTRY.	RESULT	
1	625 DEVASSOIGNE, ELSA	FRA	52.07	Q
2	488 BRYZGUINA, OLGA	EUN	52.44	Q
3	54 LOCK, MICHELLE	AUS	52.49	Q
4	718 HANSON, LORRAINE	GBR	52.66	Q
5	1259 PAULINO, A. DA GLORIA	MOZ	52.93	q
6	332 STEWART LEE, ZOILA ROSA	CRC	53.72	q
7	1788 KAPALU, MARY ESTELL	VAN	55.75	

ROUND 1
HEAT 4

POS. No.	COMPETITOR	CTRY.	RESULT	
1	243 RICHARDSON-BRISCOE, J.	CAN	51.99	Q
2	536 NAZAROVA, OLGA	EUN	52.09	Q
3	321 CARABALI VILLEGAS, N.	COL	52.18	Q
4	846 RUCKER, ANJA	GER	52.24	Q
5	1504 TANDIAN, AISSATA	SEN	52.29	q
6	318 TANEFO, SUSIE	CMR	53.37	q
7	130 SOLIZ INTURIAS, J. M.	BOL	56.78	

ROUND 1
HEAT 5

POS. No.	COMPETITOR	CTRY.	RESULT	
1	759 SMITH, PHYLLIS	GBR	53.59	Q
2	651 PEREC, MARIE-JOSE	FRA	53.64	Q
3	45 FREEMAN CATHY	AUS	53.70	Q
4	1430 MAYBERRY-WILKINSON, M.	PUR	53.75	Q
5	918 FORGACS, JUDIT	HUN	54.87	q
6	1816 MWANAMWAMBWA N.	ZAM	54.88	
7	1516 MANSARAY, MELROSE	SLE	55.67	

ROUND 1
HEAT 6

POS. No.	COMPETITOR	CTRY.	RESULT	
1	1767 STEVENS, ROCHELLE	USA	52.42	Q
2	61 POETSCHKA, RENEE	AUS	52.85	Q
3	555 ROUZINA, YELENA	EUN	52.94	Q
4	1068 WILLIAMS, CLAUDINE VENICE	JAM	52.97	Q
5	304 KONE, ALIMATA	CIV	53.76	q
6	1623 PHIMPHO, NOODANG	THA	54.28	q
7	777 MANGUE, RUTH	GEQ	1:03.32	

ROUND 2
HEAT 1

POS. No.	COMPETITOR	CTRY.	RESULT	
1	324 RESTREPO GAVIRIA, XIMENA	COL	50.63	Q
2	488 BRYZGINA, OLGA	EUN	50.68	Q
3	1723 KAISER, NATASHA	USA	50.71	Q
4	700 DOUGLAS, SANDRA	GBR	51.41	Q
5	45 FREEMAN CATHY	AUS	51.52	
6	1504 TANDIAN, AISSATOU	SEN	52.39	
7	1537 ILEPERUMA, JAYAMINI	SRI	53.55	
8	918 FORGACS, JUDIT	HUN	54.24	

ROUND 2
HEAT 2

POS. No.	COMPETITOR	CTRY.	RESULT	
1	243 RICHARDSON-BRISCOE, JILL	CAN	50.95	Q
2	1737 MILES, JEARL	USA	51.27	Q
3	536 NAZAROVA, OLGA	EUN	51.30	Q
4	54 LOCK, MICHELLE	AUS	51.71	Q
5	846 RUCKER, ANJA	GER	52.05	
6	1040 CAMPBELL, JULIET	JAM	52.12	
7	1259 PAULINO, A. DA GLORIA	MOZ	52.34	
8	979 MORRIS, RUTH	ISV	54.92	

ROUND 2
HEAT 3

POS. No.	COMPETITOR	CTRY.	RESULT	
1	759 SMITH, PHYLLIS	GBR	51.32	Q
2	625 DEVASSOIGNE, ELSA	FRA	51.75	Q
3	61 POETSCHKA, RENEE	AUS	52.05	Q
4	555 RUZINA, YELENA	EUN	52.23	Q
5	435 MERINO GARCIA, JULIA	ESP	52.43	
6	1068 WILLIAMS, CLAUDINE	JAM	52.84	
7	318 TANEFO, SUSIE	CMR	53.78	
8	1623 PHIMPHO, NOODANG	THA	54.90	

ROUND 2
HEAT 4

POS. No.	COMPETITOR	CTRY.	RESULT	
1	1767 STEVENS, ROCHELLE	USA	50.70	Q
2	1060 RICHARDS, SANDIE	JAM	50.76	Q
3	651 PEREC, MARIE-JOSE	FRA	50.89	Q
4	321 CARABALI, NORFALIA	COL	51.65	Q
5	1430 MAYBERRY-WILKINSON, M.	PUR	53.37	
6	718 HANSON, LORRAINE	GBR	53.60	
7	332 STEWART LEE, ZOILA	CRC	53.60	
8	304 KONE, ALIMATA	CIV	53.80	

SEMI-FINAL
HEAT 1

POS. No.	COMPETITOR	CTRY.	RESULT	
1	651 PEREC, MARIE-JOSE	FRA	49.48	Q
2	324 RESTREPO GAVIRIA, XIMENA	COL	49.76	Q
3	488 BRYZGINA, OLGA	EUN	49.76	Q
4	759 SMITH, PHYLLIS	GBR	50.40	Q
5	1737 MILES, JEARL	USA	50.57	
6	1723 KAISER, NATASHA	USA	50.60	
7	54 LOCK, MICHELLE	AUS	50.78	
8	555 RUZINA, YELENA	EUN	51.30	

SEMI-FINAL
HEAT 2

POS. No.	COMPETITOR	CTRY.	RESULT	
1	243 RICHARDSON-BRISCOE, JILL	CAN	50.02	Q
2	536 NAZAROVA, OLGA	EUN	50.31	Q
3	1060 RICHARDS, SANDIE	JAM	50.35	Q
4	1767 STEVENS, ROCHELLE	USA	50.37	Q
5	321 CARABALI, NORFALIA	COL	51.75	
6	700 DOUGLAS, SANDRA	GBR	51.96	
7	61 POETSCHKA, RENEE	AUS	52.09	
8	625 DEVASSOIGNE, ELSA	FRA	52.85	

FINAL

POS. No.	COMPETITOR	CTRY.	RESULT
1	651 PEREC, MARIE-JOSE	FRA	48.83
2	488 BRYZGINA, OLGA	EUN	49.05
3	324 RESTREPO GAVIRIA, XIMENA	COL	49.64
4	536 NAZAROVA, OLGA	EUN	49.69
5	243 RICHARDSON-BRISCOE, JILL	CAN	49.93
6	1767 STEVENS, ROCHELLE	USA	50.11
7	1060 RICHARDS, SANDIE	JAM	50.19
8	759 SMITH, PHYLLIS	GBR	50.87



Atletisme
Dones
800 m llisos

Atletismo
Mujeres
800 m lisos

Athlétisme
Dames
800 m

Athletics
Women
800 m

ROUND 1
HEAT 1

POS.	No.	COMPETITOR	CTRY.	RESULT	
1	804	GRAU, SIGRUN	GER	2:00.31	Q
2	540	NURUTDINOVA, LILIA	EUN	2:00.37	Q
3	703	EDWARDS, DI	GBR	2:00.39	
4	936	WILSON, SHINY	IND	2:01.90	
5	1282	JONGMANS, STELLA	NED	2:02.26	
6	202	NGANAYE, BRIGITTE	CAF	2:15.70	
	262	BAGUEPENG GANGUE, R.	CHA	DQ	

INTERMEDIATE TIME

No.	COMPETITOR	CTRY.	RESULT
400 m 804	GRAU, SIGRUN	GER	59.04

ROUND 1
HEAT 2

POS.	No.	COMPETITOR	CTRY.	RESULT	
1	1677	CLARK, JOETTA	USA	1:59.62	Q
2	1289	VAN LANGEN, ELLEN	NED	1:59.86	Q
3	1416	SACRAMENTO, CARLA	POR	2:00.57	
4	858	WACHTEL, CHRISTINE	GER	2:01.39	
5	711	FRYER, PAULA	GBR	2:02.72	
6	1627	SANG-NGEUN, SUKANYA	THA	2:09.94	
7	1787	GARAE, ANDREA ROSE	VAN	2:28.61	

INTERMEDIATE TIME

No.	COMPETITOR	CTRY.	RESULT
400 m 858	WACHTEL, CHRISTINE	GER	1:00.24

ROUND 1
HEAT 3

POS.	No.	COMPETITOR	CTRY.	RESULT	
1	1459	KOVACS, ELLA	ROM	1:59.88	Q
2	1561	VRIESDE, LETITIA ALMA	SUR	1:59.93	Q
3	1716	JENKINS, JULIE	USA	1:59.96	
4	862	ZWIENER, SABINE BEATE	GER	2:00.87	
5	1031	TRABALDO, FABIA	ITA	2:01.44	
6	1535	DHAMMIKA MENIKE, M.D.S.	SRI	2:03.85	
7	1218	SINGANO, PRISCA	MAW	2:20.84	

INTERMEDIATE TIME

No.	COMPETITOR	CTRY.	RESULT
400 m 1716	JENKINS, JULIE	USA	1:00.29

ROUND 1
HEAT 4

POS.	No.	COMPETITOR	CTRY.	RESULT	
1	502	EVSEEVA, INNA	EUN	1:58.58	Q
2	363	QUIROT MORET, ANA FIDELIA	CUB	1:59.06	Q
3	211	CROOKS, CHARMINE A.	CAN	1:59.52	
4	687	BAKER, LORRAINE	GBR	2:00.50	
5	1467	SALAGEAN, LEONTINA	ROM	2:02.65	
6	466	HAILEMARIAM, ZEWDIE	ETH	2:11.60	
	1256	GALEA, CAROL	MLT	DQ	

INTERMEDIATE TIME

No.	COMPETITOR	CTRY.	RESULT
400 m 502	EVSEEVA, INNA	EUN	58.37

ROUND 1
HEAT 5

POS.	No.	COMPETITOR	CTRY.	RESULT	
1	508	GOURINA, LIOUBOV	EUN	2:00.27	Q
2	1257	MUTOLA, MARIA DE LURDES	MOZ	2:00.83	Q
3	1755	RAINEY, MEREDITH L.	USA	2:01.33	
4	627	DORSILE, VIVIANE	FRA	2:01.54	
5	395	ANDRES BARACOETXEA, A.	ESP	2:02.67	
6	1143	WAMUYU WACHIURI, G.	KEN	2:03.01	
7	1659	NAKIYINGI, EDITH	UGA	2:03.55	
8	1179	PITSO, MANTOKOANE A.	LES	2:29.77	

INTERMEDIATE TIME

No.	COMPETITOR	CTRY.	RESULT
400 m 508	GOURINA, LIOUBOV	EUN	59.92

SEMI-FINAL
HEAT 1

POS.	No.	COMPETITOR	CTRY.	RESULT	
1	540	NURUTDINOVA, LILIA	EUN	1:58.04	Q
2	1257	MUTOLA, MARIA DE LURDES	MOZ	1:58.16	Q
3	502	YEVSEYEVA, INNA	EUN	1:58.20	Q
4	1677	CLARK, JOETTA	USA	1:58.22	Q
5	1561	VRIESDE, LETITIA	SUR	1:58.28	
6	211	CROOKS, CHARMINE	CAN	1:58.55	
7	687	BAKER, LORRAINE	GBR	2:02.17	
8	862	ZWIENER, SABINE	GER	2:02.64	

INTERMEDIATE TIME

No.	COMPETITOR	CTRY.	RESULT
400 m 540	NURUTDINOVA, LILIA	EUN	57.52

SEMI-FINAL
HEAT 2

POS.	No.	COMPETITOR	CTRY.	RESULT	
1	508	GURINA, LYUBOV	EUN	2:00.64	Q
2	1289	VAN LANGEN, ELLEN	NED	2:00.68	Q
3	363	QUIROT MORET, ANA FIDELIA	CUB	2:00.86	Q
4	1459	KOVACS, ELLA	ROM	2:00.89	Q
5	804	GRAU, SIGRUN	GER	2:00.91	
6	1416	SACRAMENTO, CARLA	POR	2:02.85	
7	703	EDWARDS, DIANE	GBR	2:04.32	
8	1716	JENKINS, JULIE	USA	2:06.53	

INTERMEDIATE TIME

No.	COMPETITOR	CTRY.	RESULT
400 m 508	GURINA, LYUBOV	EUN	59.90

FINAL

POS.	No.	COMPETITOR	CTRY.	RESULT	
1	1289	VAN LANGEN, ELLEN	NED	1:55.54	
2	540	NURUTDINOVA, LILIA	EUN	1:55.99	
3	363	QUIROT MORET, ANA F.	CUB	1:56.80	
4	502	YEVSEYEVA, INNA	EUN	1:57.20	
5	1257	MUTOLA, MARIA DE LURDES	MOZ	1:57.49	
6	1459	KOVACS, ELLA	ROM	1:57.95	
7	1677	CLARK, JOETTA	USA	1:58.06	
8	508	GURINA, LYUBOV	EUN	1:58.13	

INTERMEDIATE TIME

No.	COMPETITOR	CTRY.	RESULT
400 m 540	NURUTDINOVA, LILIA	EUN	55.73



Atletisme
Dones
1.500 m llisos

Atletismo
Mujeres
1.500 m lisos

Athlétisme
Dames
1 500 m

Athletics
Women
1,500 m

ROUND 1
HEAT 1

POS.	No.	COMPETITOR	CTRY.	RESULT	
1	5	BOULMERKA, HASSIBA	ALG	4:09.91	Q
2	500	DOROVSKIKH, TATIANA	EUN	4:09.94	Q
3	245	SCHNURR, PAULA	CAN	4:09.99	Q
4	1453	FIDATOV, ELENA	ROM	4:10.00	Q
5	1416	SACRAMENTO, CARLA	POR	4:10.01	Q
6	282	LIU, LI	CHN	4:10.08	Q
7	628	DUROS, MARIE PIERRE	FRA	4:10.14	
8	747	NEWMAN, MAXINE	GBR	4:15.16	

POS.	No.	COMPETITOR	CTRY.	RESULT	
9	1556	MEIER, SIMONE	SUI	4:15.64	
10	1139	SIRMA, SUSAN	KEN	4:17.73	
11	1706	HAMILTON, SUZY	USA	4:22.36	
12	1491	NIYONSABA, LAURENCE	RWA	4:24.87	
13	1800	SAMUEL, BIGNA ALINDA	VIN	4:33.41	
14	1179	PITSO, MANTOKOANE A.	LES	4:39.96	
15	1360	TURARE, ROSEMARY	PNG	5:10.52	

INTERMEDIATE TIMES

No.	COMPETITOR	CTRY.	RESULT
400 m 747	NEWMAN, MAXINE	GBR	1:06.80
800 m 747	NEWMAN, MAXINE	GBR	2:15.59
1200 m 5	BOULMERKA, HASSIBA	ALG	3:23.83



Atletisme
Dones
1.500 m llisos

Atletismo
Mujeres
1.500 m lisos

Athlétisme
Dames
1 500 m

Athletics
Women
1,500 m

ROUND 1
HEAT 2

POS. No.	COMPETITOR	CTRY.	RESULT	
1	455 ZUÑIGA DOMINGUEZ, MAITE	ESP	4:07.82	Q
2	1461 MELINTE, DOINA OFELIA	ROM	4:08.58	Q
3	1382 RYDZ, MALGORZATA	POL	4:09.47	Q
4	553 ROGACHEVA, LYUDMILA	EUN	4:09.54	Q
5	1561 VRIESDE, LETITIA	SUR	4:10.63	Q
6	207 BOWKER, DEBORAH DAWN	CAN	4:11.27	Q
7	1713 JACOBS, REGINA	USA	4:13.87	q
8	1535 DHAMMIKA MENIKE, M.D.S.	SRI	4:26.22	
9	1256 GALEA,CAROL	MLT	4:33.41	
10	262 BAGUEPENG GANGUE, R.	CHA	5:06.31	
	1031 TRABALDO, FABIA	ITA	AB	
	818 KIESSLING, ELLEN	GER	AB	
	1562 AKRAKA, MARIA	SWE	AB	
	767 WILLIAMS, ANN MARGARET	GBR	DQ	
	612 TIKKANEN, PAIVI	FIN	NP	

INTERMEDIATE TIMES

No.	COMPETITOR	CTRY.	RESULT
400 m	1031 TRABALDO, FABIA	ITA	1:10.39
800 m	1031 TRABALDO, FABIA	ITA	2:17.28
1200 m	1031 TRABALDO, FABIA	ITA	3:21.99

SEMI-FINAL
HEAT 2

POS. No.	COMPETITOR	CTRY.	RESULT	
1	500 DOROVSKIKH, TATIANA	EUN	4:03.79	Q
2	1382 RYDZ, MALGORZATA	POL	4:03.83	Q
3	286 QU, YUNXIA	CHN	4:03.86	Q
4	547 PODKOPAYEVA, YEKATERINA	EUN	4:03.93	Q
5	455 ZUÑIGA DOMINGUEZ, MAITE	ESP	4:04.00	Q
6	1751 PLUMER, PATTI SUE	USA	4:04.23	q
7	1461 MELINTE, DOINA	ROM	4:04.42	q
8	245 SCHNURR, PAULA	CAN	4:04.80	
9	1416 SACRAMENTO, CARLA	POR	4:05.54	
10	1031 TRABALDO, FABIA	ITA	4:06.05	
11	960 O'SULLIVAN, SONIA	IRL	4:06.24	
12	1829 KIESL, THERESIA	AUT	4:07.46	
13	207 BOWKER, DEBORAH	CAN	4:12.50	

INTERMEDIATE TIMES

No.	COMPETITOR	CTRY.	RESULT
400 m	1751 PLUMER, PATTI SUE	USA	1:05.37
800 m	1751 PLUMER, PATTI SUE	USA	2:11.81
1200 m	1751 PLUMER, PATTI SUE	USA	3:18.16

ROUND 1
HEAT 3

POS. No.	COMPETITOR	CTRY.	RESULT	
1	286 QU, YUNXIA	CHN	4:07.40	Q
2	547 PODKOPAEVA, EKATERINA	EUN	4:07.55	Q
3	1257 MUTOLA, MARIA DE LURDES	MOZ	4:07.59	Q
4	1447 BECLEA, VIOLETA	ROM	4:07.60	Q
5	960 O'SULLIVAN, SONIA	IRL	4:07.70	Q
6	209 CHALMERS, ANGELA F.	CAN	4:07.75	Q
7	1829 KIESL, MARIA	AUT	4:07.81	q
8	764 WADE, KIRSTY MARGARET	GBR	4:08.30	q
9	1364 BRZEZISKA, ANNA	POL	4:08.35	q
10	1751 PLUMER, PATTI SUE	USA	4:09.47	q
11	473 URGIE, GETENESH	ETH	4:18.09	
12	1269 HTWE, KHIN KHIN	MYA	4:18.81	
13	202 NGANAYE, BRIGITTE	CAF	4:33.57	
14	17 ELIAS, ANA ISABEL	ANG	4:33.66	
	385 CAIZALITIN, JANETH	ECU	NP	

INTERMEDIATE TIMES

No.	COMPETITOR	CTRY.	RESULT
400 m	209 CHALMERS, ANGELA F.	CAN	1:07.84
800 m	209 CHALMERS, ANGELA F.	CAN	2:16.11
1200 m	209 CHALMERS, ANGELA F.	CAN	3:21.85

FINAL

POS. No.	COMPETITOR	CTRY.	RESULT
1	5 BOULMERKA, HASSIBA	ALG	3:55.30
2	553 ROGACHEVA, LYUDMILA	EUN	3:56.91
3	286 QU, YUNXIA	CHN	3:57.08
4	500 DOROVSKIKH, TATIANA	EUN	3:57.92
5	282 LIU, LI	CHN	4:00.20
6	455 ZUIGA DOMINGUEZ, MAITE	ESP	4:00.59
7	1382 RYDZ, MALGORZATA	POL	4:01.91
8	547 PODKOPAYEVA, YEKATERINA	EUN	4:02.03
9	1257 MUTOLA, MARIA DE LURDES	MOZ	4:02.60
10	1751 PLUMER, PATTI SUE	USA	4:03.42
11	1453 FIDATOV, ELENA	ROM	4:06.44
	1461 MELINTE, DOINA	ROM	AB

INTERMEDIATE TIMES

No.	COMPETITOR	CTRY.	RESULT
400 m	553 ROGACHEVA, LYUDMILA	EUN	1:00.66
800 m	553 ROGACHEVA, LYUDMILA	EUN	2:05.02
1200 m	553 ROGACHEVA, LYUDMILA	EUN	3:09.88



Atletisme
Dones
3.000 m llisos

Atletismo
Mujeres
3.000 m lisos

Athlétisme
Dames
3000 m

Athletics
Women
3,000 m

ROUND 1
HEAT 1

POS. No.	COMPETITOR	CTRY.	RESULT	
1	519 KOPYTOVA, ELENA	EUN	8:47.21	Q
2	1458 KESZEG, MARGARETA	ROM	8:47.24	Q
3	1751 PLUMER, PATTI SUE	USA	8:47.58	Q
4	772 YORK, LISA	GBR	8:47.71	
5	236 MEAGHER, ROBYN	CAN	8:49.72	
6	377 KARLSHOJ, GITTE	DEN	8:54.05	
7	414 ESTEVEZ BARREIRO, ESTELA	ESP	8:55.70	
8	1134 NGOTHO, JANE	KEN	9:00.96	

INTERMEDIATE TIMES

No.	COMPETITOR	CTRY.	RESULT
1000 m	377 KARLSHOJ, GITTE	DEN	2:57.53
2000 m	1134 NGOTHO, JANE	KEN	5:59.17



Atletismo
Dones
3.000 m llisos

Atletismo
Mujeres
3.000 m lisos

Athlétisme
Dames
3000 m

Athletics
Women
3,000 m

ROUND 1
HEAT 2

POS. No.	COMPETITOR	CTRY.	RESULT	
1	628 DUROS, MARIE PIERRE	FRA	8:42.32	Q
2	500 DOROVSKIKH, TATIANA	EUN	8:42.45	Q
3	209 CHALMERS, ANGELA F.	CAN	8:42.85	Q
4	770 WYETH, ALISON	GBR	8:43.93	
5	995 BRUNET, ROBERTA	ITA	8:44.21	
6	1766 STEELY, SHELLY	USA	8:44.22	
7	1121 KIPLAGAT, ESTHER	KEN	8:44.97	
8	956 MCKIERNAN, CATHERINA	IRL	8:57.91	
9	1855 RIBEIRO, FERNANDA	POR	9:07.69	
10	1490 NABERAHO, INMACULLE	RWA	10:02.62	
11	1360 TURARE, ROSEMARY	PNG	11:15.18	

INTERMEDIATE TIMES

No.	COMPETITOR	CTRY.	RESULT
1000 m	770 WYETH, ALISON	GBR	2:54.36
2000 m	770 WYETH, ALISON	GBR	5:52.49

ROUND 1
HEAT 3

POS. No.	COMPETITOR	CTRY.	RESULT	
1	960 O'SULLIVAN, SONIA	IRL	8:50.08	Q
2	745 MURRAY, YVONNE	GBR	8:51.16	Q
3	554 ROMANOVA, ELENA	EUN	8:51.18	Q
4	1747 PETERS, ANNETTE RENEE	USA	8:52.77	
5	636 GRAZIANI KOULLOU, ZHORA	FRA	8:55.21	
6	612 TIKKANEN, PAIVI M.	FIN	8:59.60	
7	66 STANTON, KRISHNA LEE	AUS	9:00.62	
8	1129 KONGA, PAULINE	KEN	9:02.79	
9	240 PELLIS, LEAH MARLEE	CAN	9:13.19	
10	1269 HTWE, KHIN KHIN	MYA	9:31.70	
11	385 CAIZALITIN, JANETH	ECU	9:32.39	
12	168 BURIC, MIRSDA	BSH	10:03.34	

INTERMEDIATE TIMES

No.	COMPETITOR	CTRY.	RESULT
1000 m	1747 PETERS, ANNETTE RENEE	USA	3:02.89
2000 m	1747 PETERS, ANNETTE RENEE	USA	6:01.08

POS. No.	COMPETITOR	CTRY.	RESULT	
1	554 ROMANOVA, ELENA	EUN	8:46.04	
2	500 DOROVSKIKH, TATIANA	EUN	8:46.85	
3	209 CHALMERS, ANGELA F.	CAN	8:47.22	
4	960 O'SULLIVAN, SONIA	IRL	8:47.41	
5	1751 PLUMER, PATTI SUE	USA	8:48.29	
6	519 KOPYTOVA, ELENA	EUN	8:49.55	
7	1766 STEELY, SHELLY	USA	8:52.67	
8	745 MURRAY, YVONNE	GBR	8:55.85	
9	770 WYETH, ALISON	GBR	9:00.23	
10	995 BRUNET, ROBERTA	ITA	9:01.26	
11	1458 KESZEG, MARGARETA	ROM	9:03.16	
	628 DUROS, MARIE PIERRE	FRA	AB	

INTERMEDIATE TIMES

No.	COMPETITOR	CTRY.	RESULT
1000 m	770 WYETH, ALISON	GBR	3:06.71
2000 m	770 WYETH, ALISON	GBR	6:01.52



Atletismo
Dones
10.000m llisos

Atletismo
Mujeres
10.000 m lisos

Athlétisme
Dames
10000 m

Athletics
Women
10,000 m

ROUND 1
HEAT 1

POS. No.	COMPETITOR	CTRY.	RESULT	
1	1118 KIMAIYO, HELEN	KEN	31:58.63	Q
2	297 ZHONG, HUANDI	CHN	32:04.46	Q
3	739 MCCOLGAN, LIZ	GBR	32:07.25	Q
4	838 PIPPIG, UTA	GER	32:07.28	Q
5	1285 TOONSTRA,CHRISTIE	NED	32:07.42	Q
6	1085 MAKI, IZUMI	JPN	32:07.91	Q
7	1760 ST. HILAIRE, JUDI	USA	32:13.99	Q
8	471 MOREDATIGIST	ETH	32:14.42	Q
9	1399 FERREIRA, CONCEICAO	POR	32:15.05	
10	1016 MUNEROTTO, ROSANNA	ITA	32:17.01	
11	244 ROUILLARD, CAROLE	CAN	32:53.83	
12	1488 MUKAMURENZI, M.	RWA	33:00.66	
13	1680 COOGAN, GWYN	USA	33:13.13	
14	648 MURCIA, ROSARIO	FRA	33:16.96	
15	379 RASMUSSEN, DORTHE	DEN	33:22.43	
16	533 MATVEEVA, LYUDMILA	EUN	33:23.02	
17	389 TENORIO, MARTHA	ECU	34:29.03	
18	1097 SUZUKI, HIROMI	JPN	34:29.64	
19	140 DE OLIVEIRA FURTADO, C.	BRA	34:48.21	
20	1360 TURARE, ROSEMARY	PNG	42:02.79	
	487 BONDARENKO, OLGA	EUN	AB	
	1827 COLLARD, VERONIQUE	BEL	AB	
	1172 Klapote, ANITA	LAT	AB	
	612 TIKKANEN, PAIVI	FIN	AB	
	976 GUTIERREZ WITTMANN, A.	ISV	NP	

INTERMEDIATE TIMES

	1000 m	2000 m	3000 m	4000 m	5000 m
No.	648	648	1016	1016	1118
Time	3:17.88	6:27.54	9:40.38	12:51.40	16:07.44
	6000 m	7000 m	8000 m	9000 m	
No.	1118	1118	1118	1118	
Time	19:24.38	22:39.74	25:52.87	28:59.24	

ROUND 1
HEAT 2

POS. No.	COMPETITOR	CTRY.	RESULT	
1	472 TULU, DERARTU	ETH	31:55.67	Q
2	1474 MEYER, ELANA	RSA	32:05.45	Q
3	1717 JENNINGS, LYNN	USA	32:18.06	Q
4	722 HUNTER, JILL	GBR	32:18.34	Q
5	288 WANG, XIUTING	CHN	32:31.91	Q
6	1396 DIAS, ALBERTINA	POR	32:31.95	Q
7	1130 LORUPE,TECLA	KEN	32:34.07	Q
8	1406 MARQUES, FERNANDA	POR	32:38.16	Q
9	108 SLEGGERS, LIEVE	BEL	32:40.59	q
10	1076 IGARASHI, MIKI	JPN	32:45.47	q
11	48 HOBSON, SUSAN	AUS	32:53.61	
12	663 SERGENT-PALLUY, A.	FRA	32:57.29	
13	839 PRESSLER, KERSTIN	GER	33:17.88	
14	1111 CHEROMEI, LYDIA	KEN	33:34.05	
15	938 CIRIC, SUZANA	IOP	33:42.26	
16	1248 SERVIN ORTIZ, MARIA L.	MEX	33:42.74	
17	1331 MORTON, LESLEY	NZL	33:51.06	
18	222 HARVEY, LISA	CAN	33:55.93	
19	372 AVRAAM, ANDRI	CYP	34:06.66	
20	27 GONZALEZ, GRISelda	ARG	34:09.42	
21	474 YESHAK,LUCHIA	ETH	34:12.16	
22	766 WALLACE, ANDREA	GBR	34:29.47	
	574 VYAZOVA, YELENA	EUN	AB	
	856 ULLRICH, KATHRIN	GER	AB	
	127 CORTEZ TANCARA, S.	BOL	NP	

INTERMEDIATE TIMES

	1000 m	2000 m	3000 m	4000 m	5000 m
No.	1717	722	722	722	722
Time	3:15.63	6:26.56	9:35.70	12:47.28	15:59.85
	6000 m	7000 m	8000 m	9000 m	
No.	722	722	722	1474	
Time	19:12.86	22:25.23	25:43.58	28:59.97	

FINAL

POS. No.	COMPETITOR	CTRY.	RESULT	
1	472 TULU, DERARTU	ETH	31:06.02	
2	1474 MEYER, ELANA	RSA	31:11.75	
3	1717 JENNINGS, LYNN	USA	31:19.89	
4	297 ZHONG, HUANDI	CHN	31:21.08	
5	739 MCCOLGAN, LIZ	GBR	31:26.11	
6	288 WANG, XIUTING	CHN	31:28.06	
7	838 PIPPIG, UTA	GER	31:36.45	
8	1760 ST. HILAIRE, JUDI	USA	31:38.04	
9	1118 KIMAIYO, HELEN	KEN	31:38.91	
10	722 HUNTER, JILL	GBR	31:46.49	
11	1285 TOONSTRA,CHRISTIE	NED	31:47.38	
12	1085 MAKI, IZUMI	JPN	31:55.06	
13	1396 DIAS, ALBERTINA	POR	32:03.93	
14	1076 IGARASHI, MIKI	JPN	32:09.58	
15	108 SLEGGERS, LIEVE	BEL	32:14.17	
16	1016 MUNEROTTO, ROSANNA	ITA	32:37.91	
17	1130 LORUPE,TECLA	KEN	32:53.09	
18	471 MOREDA TIGIST	ETH	34:05.56	
	1406 MARQUES, FERNANDA	POR	AB	
	1399 FERREIRA, CONCEICAO	POR	AB	

INTERMEDIATE TIMES

	1000 m	2000 m	3000 m	4000 m	5000 m
No.	739	739	739	739	739
Time	3:02.91	6:07.98	9:15.37	12:25.73	15:35.91
	6000 m	7000 m	8000 m	9000 m	
No.	739	1474	1474	1474	
Time	18:45.60	21:48.57	24:58.91	28:08.35	



Atletisme
Dones
100 m tanques

Atletismo
Mujeres
100 m vallas

Athlétisme
Dames
100 m haies

Athletics
Women
100 m hurdles

ROUND 1
HEAT 1

POS. No.	COMPETITOR	CTRY.	RESULT
1 535	NAROZHILENKO, LIUDMILA	EUN	13.04 Q
2 1464	NASTASE, LILIANA	ROM	13.23 Q
3 621	CINELU, CECILE	FRA	13.40 Q
4 1522	BUKOVEC, BRIGITTA	SLO	13.45 Q
5 430	MARDOMINGO, MARIA JOSE	ESP	13.58
6 457	KALJURAND, ANU	EST	13.81
7 1510	BARBER, EUNICE	SLE	15.01
7	KETTAB-AZZIZI, YASMINA	ALG	NP

ROUND 1
HEAT 2

POS. No.	COMPETITOR	CTRY.	RESULT
1 1045	FREEMAN, MICHELE	JAM	12.90 Q
2 834	PATZW AHL, KRISTIN	GER	13.11 Q
3 1687	DEVERS, GAIL	USA	13.19 Q
4 517	KOLOVANOVA, NATALIA	EUN	13.20 Q
5 299	ZHU, YUQING	CHN	13.22 q
6 758	SKEETE, LESLEY-ANN	GBR	13.42
7 1794	NGUYEN-THI, THU HANG	VIE	15.16

ROUND 1
HEAT 3

POS. No.	COMPETITOR	CTRY.	RESULT
1 176	DONKOVA, YORDANKA L.	BUL	12.96 Q
2 354	LOPEZ PEDROSO, ALIUSKA Y.	CUB	13.08 Q
3 480	AZIABINA, MARINA	EUN	13.10 Q
4 683	AGYEPONG, JACQUELINE	GBR	13.25 Q
5 1061	ROSE, DIONNE MARIE	JAM	13.29 q
6 204	ANDERSON, KATIE	CAN	13.33 q
7 630	EWANJE-EPEE, MONIQUE	FRA	13.73
8 319	THOBI, LOUISETTE RENEE	CMR	14.37

ROUND 1
HEAT 4

POS. No.	COMPETITOR	CTRY.	RESULT
1 1735	MARTIN, LA VONNA	USA	12.82 Q
2 1062	RUSSELL, GILLIAN CLAIRE	JAM	13.07 Q
3 106	DETHIER, SYLVIA	BEL	13.19 Q
4 295	ZHANG, YU	CHN	13.26 Q
5 1195	RAMALALANIRINA, NICOLE	MAD	13.40
6 1539	KULAWANSA, M.A.SRIYANI	SRI	13.55
816	JUNG, KAREN	GER	DQ
1543	BAUMANN, JULIE	SUI	NP

ROUND 1
HEAT 5

POS. No.	COMPETITOR	CTRY.	RESULT
1 1771	TOLBERT, LYNDA	USA	12.96 Q
2 655	PIQUEREAU, ANNE	FRA	13.11 Q
3 845	ROTH, GABRIELE	GER	13.12 Q
4 884	PATOULIDOU, PARASKEVI	GRE	13.14 Q
5 1836	ADAMS, ODALYS	CUB	13.28 q
6 743	MORLEY-BROWN, KAY	GBR	13.44
7 904	CHAN, SAU YING	HKG	13.88
8 940	PAVLOVSKA, ELIZABETA	IOP	14.26

ROUND 2
HEAT 1

POS. No.	COMPETITOR	CTRY.	RESULT
1 1735	MARTIN, LA VONNA	USA	12.82 Q
2 354	LOPEZ, ALIUSKA	CUB	13.01 Q
3 1062	RUSSELL, GILLIAN	JAM	13.23 Q
4 6480	AZYABINA, MARINA	EUN	13.26 Q
5 1522	BUKOVEC, BRIGITTA	SLO	13.28 q
6 295	ZHANG, YU	CHN	13.28 q
7 204	ANDERSON, KATIE	CAN	13.31
8 106	DETHIER, SYLVIA	BEL	13.32

ROUND 2
HEAT 2

POS. No.	COMPETITOR	CTRY.	RESULT
1 176	DONKOVA, YORDANKA	BUL	12.84 Q
2 1771	TOLBERT, LYNDA	USA	12.96 Q
3 884	PATOULIDOU, PARASKEVI	GRE	13.05 Q
4 8517	KOLOVANOVA, NATALIA	EUN	13.06 Q
5 621	CINELU, CECILE	FRA	13.07 q
6 834	PATZW AHL, KRISTIN	GER	13.16 q
7 1061	ROSE, DIONNE	JAM	13.17 q
8 21464	NASTASE, LILIANA	ROM	13.33

ROUND 2
HEAT 3

POS. No.	COMPETITOR	CTRY.	RESULT
1 1687	DEVERS, GAIL	USA	12.76 Q
2 535	NAROZHILENKO, LIUDMILA	EUN	13.06 Q
3 655	PIQUEREAU, ANNE	FRA	13.17 Q
4 1836	ADAMS, ODALYS	CUB	13.26 Q
5 845	ROTH, GABRIELE	GER	13.28 q
6 8299	ZHU, YUQING	CHN	13.31
7 683	AGYEPONG, JACQUELINE	GBR	13.36
8 1045	FREEMAN, MICHELE	JAM	15.84

SEMI-FINAL
HEAT 1

POS. No.	COMPETITOR	CTRY.	RESULT
1 1771	TOLBERT, LYNDA	USA	13.10 Q
2 1687	DEVERS, GAIL	USA	13.14 Q
3 517	KOLOVANOVA, NATALIA	EUN	13.15 Q
4 354	LOPEZ, ALIUSKA	CUB	13.16 Q
5 655	PIQUEREAU, ANNE	FRA	13.32
6 71062	RUSSELL, GILLIAN	JAM	13.35
7 295	ZHANG, YU	CHN	13.39
8 8834	PATZW AHL, KRISTIN	GER	13.44
9 1522	BUKOVEC, BRIGITTA	SLO	13.68

SEMI-FINAL
HEAT 2

POS. No.	COMPETITOR	CTRY.	RESULT
1 1735	MARTIN, LA VONNA	USA	12.81 Q
2 176	DONKOVA, YORDANKA	BUL	12.87 Q
3 884	PATOULIDOU, PARASKEVI	GRE	12.88 Q
4 1836	ADAMS, ODALYS	CUB	13.14 Q
5 480	AZYABINA, MARINA	EUN	13.22
6 845	ROTH, GABRIELE	GER	13.22
7 1061	ROSE, DIONNE	JAM	13.22
8 621	CINELU, CECILE	FRA	13.24
535	NAROZHILENKO, LIUDMILA	EUN	NP

FINAL

POS. No.	COMPETITOR	CTRY.	RESULT
1 884	PATOULIDOU, PARASKEVI	GRE	12.64
2 1735	MARTIN, LA VONNA	USA	12.69
3 176	DONKOVA, YORDANKA	BUL	12.70
4 1771	TOLBERT, LYNDA	USA	12.75
5 1687	DEVERS, GAIL	USA	12.75
6 354	LOPEZ, ALIUSKA	CUB	12.87
7 517	KOLOVANOVA, NATALIA	EUN	13.01
8 1836	ADAMS, ODALYS	CUB	13.57



Atletisme
Dones
Salt d'alçada

Atletismo
Mujeres
Salto de altura

Athlétisme
Dames
Saut en hauteur

Athletics
Women
High jump

FINAL

POS. No.	COMPETITOR	CTRY.	178	183	188	191	194	197	200	202	206	RESULT
1	810 HENKEL, HEIKE	GER	-		O			XXO	O	O	XXX	2.02
2	1446 ASTAFEI, GALINA	ROM	O	O	O	O	O	O	O	XXX		2.00
3	1834 QUINTERO, J.	CUB	O		O	O	XO	XO	XX-	X		1.97
4	181 KOSTADINOVA, S.	BUL	-		O	O	O	XXX				1.94
5	74 KIRCHMANN, S.	AUT	-	O	O	XO	O	XXX				1.94
6	339 COSTA, SILVIA	CUB	-	O	O	XO	XXX					1.94
7	1093 SATO, MEGUMI	JPN	O	O	XO	O	XXX					1.91
8	50 INVERARITY, A.	AUS	-	O	XXO	O	XXX					1.91

POS. No.	COMPETITOR	CTRY.	178	183	188	191	194	197	200	202	206	RESULT
9	736 MARTI, DEBORA	GBR	O	O	O	XXO	XXX					1.91
10	1370 JANCEWICZ, D.	POL		O	O	XXX						1.88
11	817 KAHLER, BIRGIT	GER	O	O	XO	XXX						1.88
11	1712 HUGHES, TANYA	USA	O	O	XO	XXX						1.88
13	572 TURCHAK, OLGA	EUN	O	O	XXX							1.83
13	1170 GOTOVSKA, V.	LAT	O	O	XXX							1.83
15	1521 BILAC, BRITTA	SLO	XO	O	XXX							1.83
16	559 SHEVCHIK, T.	EUN	-	XO	XXX							1.83



Atletisme
Dones
Salt de llargada

Atletismo
Mujeres
Salto de longitud

Athlétisme
Dames
Saut en longueur

Athletics
Women
Long jump

QUALIFYING
HEAT 1

POS. No.	COMPETITOR	CTRY.	1	2	3	RESULT
1	796 DRECHSLER, H.	GER	7.08			7.08 Q
2	1452 DULGHERU, M.	ROM	6.63	6.83		6.83 Q
3	978 HYACINTH, FLORA	ISV	6.71	6.44	6.56	6.71
4	1681 COUCH, SHARON	USA	6.49	6.44	6.64	6.64
5	1691 ECHOLS, SHEILA	USA	X	6.55	6.55	6.55
6	1373 KARCZMAREK, A.	POL	6.48	6.55	6.48	6.55
7	76 NINOVA, L	AUT	5.97	6.53	6.51	6.53
8	292 YANG, JUAN	CHN	6.49	X	6.42	6.49
9	840 RADTKE, HELGA	GER	X	6.42	X	6.42
10	1033 UCCHEDDU, V.	ITA	6.40	6.32	X	6.40
11	939 MALESEV, TAMARA	IOP	6.35	5.97	5.82	6.35
12	1061 ROSE, DIONNE	JAM	6.19	X	6.22	6.22
13	1421 LI, YONG-AE	PRK	6.17	6.13	6.17	6.17
14	1510 BARBER, EUNICE	SLE	5.55	X	5.55	5.55
922	INANCSI, RITA	HUN	X	X	X	0.00
483	BEREZHAYAYA, L.	EUN	X	A		AB
738	MAY, FIONA	GBR	X	A		AB
1811	MABALA, MUYEBG	ZAI	N			NP

QUALIFYING
HEAT 2

POS. No.	COMPETITOR	CTRY.	1	2	3	RESULT
1	534 MUCHAILOVA, I.	EUN	6.67	5.96	6.86	6.86 Q
2	525 KRAVETS, INESSA	EUN	6.70	6.79		6.79 Q
3	1722 JOYNER-KERSEE	USA	6.75			6.75 Q
4	854 TIEDTKE, SUSEN	GER	6.74	X	5.11	6.74 q
5	1186 MEDVEDEVA, N.	LTU	6.71	6.68	6.46	6.71 q
6	378 NIELSEN, R.P.	DEN	6.63	X	X	6.63 q
7	609 ROPO-JUNNILA, R.	FIN	6.26	6.52	6.48	6.52
8	1457 ILCU, MARIETA	ROM	6.46	X	6.45	6.46
9	283 LIU, SHUZHEN	CHN	X	6.44	6.32	6.44
10	1471 BOTHA, KAREN	RSA	6.43	6.38	6.40	6.43
11	996 CAPIROTTI, A.	ITA	X	6.43	X	6.43
12	86 EDWARDS, J.	BAH	X	5.91	6.41	6.41
13	723 IDOWU, OLUYINKA	GBR	X	X	6.29	6.29
14	769 WISE, JOANNE	GBR	X	X	5.87	5.87
15	1349 TOLEDO, NATALIA	PAR	5.73	5.48	X	5.73
16	110 AGBESSI, SONIA	BEN	5.64	X	X	5.64
65	STAINES, NICOLE	AUS	X	X	X	0.00
1048	GUTHRIE, DIANE	JAM	X	X	X	0.00

73

FINAL

POS. No.	COMPETITOR	CTRY.	1	2	3	4	5	6	RESULT
1	796 DRECHSLER, H.	GER	6.34	6.99	6.85	7.14	6.97	X	7.14
2	525 KRAVETS, INESSA	EUN	7.12	6.99	6.94	6.91	6.88	7	7.12
3	1722 JOYNER-KERSEE	USA	7.07	X	6.91	7	5.17	6.90	7.07
4	1186 MEDVEDEVA, N.	LTU	X	X	6.66	6.76	6.73	6.63	6.76
5	1452 DULGHERU, M.	ROM	6.51	6.54	6.71	6.52	6.31	6.36	6.71
6	534 MUCHAILOVA, I.	EUN	6.51	6.56	6.68	6.67	X	6.43	6.68

POS. No.	COMPETITOR	CTRY.	1	2	3	4	5	6	RESULT
7	1681 COUCH, SHARON	USA	6.26	6.52	6.66	6.15	6.11	6.17	6.66
8	1691 ECHOLS, SHEILA	USA	6.51	6.62	6.14	X	X	6.44	6.62
9	854 TIEDTKE, SUSEN	GER	6.48	X	6.60				6.60
10	978 HYACINTH, FLORA	ISV	6.24	6.36	6.52				6.52
11	1373 KARCZMAREK, A.	POL	6.41	6.38	6.35				6.41
12	378 NIELSEN, R.P.	DEN	5.93	6.06	5.95				6.06



Atletisme
Dones
Llançament de pes

Atletismo
Mujeres
Lanzamiento de peso

Athlétisme
Dames
Poids

Athletics
Women
Shot put

QUALIFYING
HEAT 1

POS. No.	COMPETITOR	CTRY.	1	2	3	RESULT
1	529 LISOVSKAIYA, N.	EUN	19.58			19.58 Q
2	186 MITKOVA, SVETLA	BUL	19.21			19.21 Q
3	298 ZHOU, TIANHUA	CHN	17.98	18.63		18.63 Q
4	852 STORP, S.	GER	18.49	18.58		18.58 Q
5	1744 PAGEL, RAMONA	USA	16.53	18.02	17.89	18.02 q
6	545 PAVLYCH, VITA	EUN	X	X	17.39	17.39 q
7	685 AUGEE, MYRTLE	GBR	X	15.92	16.53	16.53
8	1690 DUKES, PAMELA	USA	X	16.46	15.46	16.46
9	242 REED, GEORGETTE	CAN	15.14	15.15	15.33	15.33

FINAL

POS. No.	COMPETITOR	CTRY.	1	2	3	4	5	6	RESULT
1	526 KRIVELEVA, S.	EUN	20.34	20.09	X	19.99	20.89	21.06	21.06
2	278 HUANG, ZHIHONG	CHN	20.25	20.19	20.47	X	20.11	20.44	20.47
3	832 NEIMKE, KATHRIN	GER	19.61	18.56	19.56	19.22	X	19.78	19.78
4	351 LAZA, BELSY	CUB	18.78	19.70	X	X	18.69	18.75	19.70
5	298 ZHOU, TIANHUA	CHN	19.11	18.66	18.64	19.26	18.34	18.57	19.26
6	186 MITKOVA, SVETLA	BUL	19.23	X	X	19.09	19.21	19.19	19.23

QUALIFYING
HEAT 2

POS. No.	COMPETITOR	CTRY.	1	2	3	RESULT
1	526 KRIVELEVA, S.	EUN	19.98			19.98 Q
2	832 NEIMKE, KATHRIN	GER	19.13			19.13 Q
3	278 HUANG, ZHIHONG	CHN	18.93			18.93 Q
4	351 LAZA, BELSY	CUB	18.33	18.36	18.72	18.72 Q
5	1365 DANILCZYK, K.	POL	17.51	18.04	18.30	18.30 q
6	296 ZHEN, WENHUA	CHN	18.07	X	18.17	18.17 q
7	447 RAMOS, M.	ESP	X	16.82	16.64	16.82
8	373 EVANGELIDOU, E.	CYP	14.42	14.38	14.69	14.69
1684	DASSE, BONNIE	USA	D			DQ

POS. No.	COMPETITOR	CTRY.	1	2	3	4	5	6	RESULT
7	852 STORP, S.	GER	17.58	19.1	19.08	X	18.96	18.43	19.10
8	545 PAVLYCH, VITA	EUN	18.69	X	X	X	18.61	X	18.69
9	529 LISOVSKAIYA, N.	EUN	18.60	X	X				18.60
10	1365 DANILCZYK, K.	POL	17.61	17.89	18.29				18.29
11	1744 PAGEL, RAMONA	USA	18.24	18.04	17.21				18.24
12	296 ZHEN, WENHUA	CHN	17.56	17.81	X				17.81



Atletisme
Dones
Llançament de disc

Atletismo
Mujeres
Lanzamiento de disco

Athlétisme
Dames
Disque

Athletics
Women
Discus

QUALIFYING
HEAT 1

POS. No.	COMPETITOR	CTRY.	1	2	3	RESULT
1	520 KOROTKEVICH, L.	EUN	67.92			67.92 Q
2	355 MARTEN, MARITZA	CUB	65.02			65.02 Q
3	39 COSTIAN, DANIELA	AUS	X	64.10		64.10 Q
4	179 KHRISTOVA, T.	BUL	64.06			64.06 Q
5	1454 GRADINARU, N.	ROM	58.24	X	60.62	60.62
6	809 HELLMANN, M.	GER	59.00	X	60.52	60.52
7	343 ECHEVARRIA, B.	CUB	X	60.22	X	60.22
8	285 QIU, QIAOPING	CHN	59.32	58.14	58.88	59.32
9	1601 MALATOVA, V.	TCH	56.46	57.84	59.04	59.04
10	1168 BERTULSONE, ILGA	LAT	58.92	58.62	X	58.92
11	1753 PRICE-SMITH, C.	USA	58.66	X	X	58.66
12	1313 BERGMANN, METTE	NOR	X	58.32	X	58.32
13	1700 GARRETT, CARLA	USA	55.24	X	58.06	58.06
14	742 MCKERNAN, J.	GBR	51.94	X	X	51.94

FINAL

POS. No.	COMPETITOR	CTRY.	1	2	3	4	5	6	RESULT
1	355 MARTEN, MARITZA	CUB	65.66	X	X	66.90	70.06	66.36	70.06
2	179 KHRISTOVA, T.	BUL	65.14	67.78	65.32	X	X	X	67.78
3	39 COSTIAN, D.	AUS	64.40	64.08	64.24	64.92	66.24	65.94	66.24
4	520 KOROTKEVICH, L.	EUN	60.94	X	65.52	X	64.30	X	65.52
5	492 BUROVA, OLGA	EUN	64.02	X	62.80	61.84	X	63.32	64.02
6	364 RAMOS, HILDA	CUB	62.16	X	62.72	59.28	X	63.80	63.80

QUALIFYING
HEAT 2

POS. No.	COMPETITOR	CTRY.	1	2	3	RESULT
1	190 SIMOVA, STEFANIA	BUL	65.60			65.60 Q
2	492 BUROVA, OLGA	EUN	64.78			64.78 Q
3	861 WYLUDDA, ILKE	GER	64.26			64.26 Q
4	793 DIETZSCH, FRANKA	GER	63.60			63.60 Q
5	364 RAMOS, HILDA	CUB	62.82			62.82 Q
6	284 MIN, CHUNFENG	CHN	61.82	61.96	62.48	62.48 Q
7	509 YATCHENKO, I.	EUN	58.38	61.60	60.38	61.60 Q
8	1011 MAFFEIS, AGNESE	ITA	60.88	X	59.10	60.88 Q
9	1468 TIRNECI, MANUELA	ROM	X	59.44	56.24	59.44
10	1448 BOIT, CRISTINA	ROM	X	56.68	X	56.68
11	1741 NEER, PENNY	USA	55.44	54.40	55.08	55.44
12	399 BARREIRO, A.	ESP	53.14	X	X	53.14
13	83 WEBER, URSULA	AUT	X	51.62	X	51.62
14	1404 MACHADO, TERESA	POR	49.58	X	X	49.58

POS. No.	COMPETITOR	CTRY.	1	2	3	4	5	6	RESULT
7	509 YATCHENKO, I.	EUN	60.76	62.40	63.74	X	X	X	63.74
8	190 SIMOVA, S.	BUL	X	63.42	63.08	60.20	62.38	60.98	63.42
9	861 WYLUDDA, ILKE	GER	62.16	61.04	X				62.16
10	1011 MAFFEIS, AGNESE	ITA	61.22	60.80	X				61.22
11	284 MIN, CHUNFENG	CHN	59.06	60.82	X				60.82
12	793 DIETZSCH, F.	GER	60.24	X	X				60.24



Atletisme
Dones
Llançament de javelina

Atletismo
Mujeres
Lanzamiento de jabalina

Athlétisme
Dames
Javelot

Athletics
Women
Javelin

QUALIFYING
HEAT 1

POS. No.	COMPETITOR	CTRY.	1	2	3	RESULT
1	1316 HATTESTAD, ELSA	NOR	67.20			67.20 Q
2	1736 MAYHEW, DONNA	USA	58.76	58.02	61.24	61.24
3	934 ZSIGMOND, KINGA	HUN	58.18	55.60	60.74	60.74
4	757 SANDERSON, TESSA	GBR	60.70	X	53.20	60.70
5	827 MEIER, PETRA	GER	60.58	59.42	57.40	60.58
6	56 MCPAUL, LOUISE	AUS	58.00	59.24	60.56	60.56
7	345 GARCIA, DULCE	CUB	60.44	X	57.02	60.44
8	290 XU, DEMEI	CHN	X	X	59.98	59.98
9	1333 SMITH, KIRSTEN	NZL	X	53.82	59.34	59.34
10	522 KOSTYUCHENKOVA	EUN	X	57.96	X	57.96
11	887 VEROULI, ANNA	GRE	55.82	56.96	56.60	56.96
12	1533 AMERASEKERA, V.	SRI	X	48.00	44.70	48.00
	587 ALAFRANTTI, P.	FIN	X	X	X	00.00

QUALIFYING
HEAT 2

POS. No.	COMPETITOR	CTRY.	1	2	3	RESULT
1	495 SHIKOLENKO, N.	EUN	67.36			67.36 Q
2	798 FORKEL, KAREN	GER	62.28	61.48	65.44	65.44 Q
3	841 RENK, SILKE	GER	65.38			65.38 Q
4	606 RANTANEN, HELI	FIN	63.98			63.98 Q
5	565 SVEZHENTSEVA, E.	EUN	54.66	60.44	57.76	60.44 Q
6	353 LOPEZ, ISEL	CUB	X	X	60.42	60.42
7	276 ZIAOYAN	CHN	59.70	56.58	58.38	59.70
8	189 SELENSKA, A.	BUL	59.40	57.86	57.78	59.40
9	1189 NEKROSAITE, T.	LTU	58.28	X	X	58.28
10	1378 PATLA, GENOWEFA	POL	58.18	X	55.14	58.18
11	1156 LEE, YOUNG	KOR	55.10	X	54.54	55.10
12	1669 BERRY, PAULA	USA	48.70	X	49.00	49.00

FINAL

POS. No.	COMPETITOR	CTRY.	1	2	3	4	5	6	RESULT
1	841 RENK, SILKE	GER	67.24	62.08	65.34	65.62	65.62	68.34	68.34
2	495 SHIKOLENKO, N.	EUN	68.26	67.42	X	X	X	X	68.26
3	798 FORKEL, KAREN	GER	65.02	X	62.76	65.84	66.86	66.80	66.86
4	757 SANDERSON, TESSA	GBR	63.58	X	62.60	X	X	59.80	63.58
5	1316 HATTESTAD, ELSA	NOR	59.52	58.52	63.54	X	59.70	X	63.54
6	606 RANTANEN, HELI	FIN	62.34	59.62	X	58.02	61.36	58.76	62.34

POS. No.	COMPETITOR	CTRY.	1	2	3	4	5	6	RESULT
7	827 MEIER, PETRA	GER	X	58.36	58.34	X	57.54	59.02	59.02
8	345 GARCIA, DULCE	CUB	54.56	58.00	58.26	X	X	X	58.26
9	565 SVEZHENTSEVA, E.	EUN	56.50	57.32	53.82				57.32
10	934 ZSIGMOND, KINGA	HUN	56.54	54.78	55.16				56.54
11	56 MCPAUL, LOUISE	AUS	54.92	56.00	X				56.00
12	1736 MAYHEW, DONNA	USA	X	55.68	54.36				55.68



Atletisme
Dones
Relleus 4 x 100 m

Atletismo
Mujeres
Relevos 4 x 100 m

Athlétisme
Dames
Relais 4 x 100 m

Athletics
Women
4 x 100 m relay

ROUND 1
HEAT 1

RK	COUNTRY	No.	COMPETITOR	RESULT
1	UNIFIED TEAM	485	BOGOSLOVSKAYA, OLGA	42.42 Q
		532	MALCHUGINA, GALINA	
		570	TRANDENKOVA, MARINA	
		550	PRIVALOVA, IRINA	
2	UNITED STATES OF AMERICA	1664	ASHFORD, EVELYN	42.50 Q
		1721	JONES, ESTHER	
		1704	GUIDRY, CARLETTE	
		1697	FINN, MICHELLE	
3	GERMANY	837	PHILIPP, ANDREA	43.32 Q
		820	KNOLL, SILKE BEATE	
		853	THOMAS, ANDREA	
		805	GUNTHER, SABINE	
4	AUSTRALIA	58	MOORE, MELISSA	43.49
		46	GAINSFORD, MELINDA	
		63	SAMBELL, KATHY	
		52	JOHNSON KERRY	
5	PEOPLE'S REPUBLIC OF CHINA	275	GAO, HAN	43.70
		287	TIAN, YUMEI	
		272	CHEN, ZHAOJING	
		289	XIAO, YEHUA	
6	THAILAND	1617	CHOMMUAK, NEDNAPA	44.94
		1632	SRITHOA, REAWADEE	
		1630	SRIPET, RATJAI	
		1631	SRISURAT, PRONPIM	
7	CAMEROON	315	MANI, LEONIE	44.97
		317	NKOMA, GEORGETTE EMILIE	
		313	KENGNE, MONIQUE	
		319	THOBI, LOUISETTE RENEE	

ROUND 1
HEAT 2

RK	COUNTRY	No.	COMPETITOR	RESULT
1	JAMAICA	1045	FREEMAN, MICHELE	42.28 Q
		1042	CUTHBERT, JULIET	
		1044	DUHANEY, DAHLIA	
		1058	OTTEY, MERLENE	
2	NIGERIA	1309	UTONDU, BEATRICE	42.39 Q
		1301	IDEHEN, FAITH	
		1307	OPARA THOMPSON, CHRISTY	
		1306	ONYALI, MARY	
3	FRANCE	635	GIRARD, PATRICIA	42.58 Q
		664	SIDIBE, ODIH	
		615	BILY, LAURENCE	
		651	PEREC, MARIE-JOSE	
4	CUBA	365	RIQUELME TERRAZON, EUSEBIA	43.51 q
		354	LOPEZ, ALIUSKA	
		338	BONNE RAUSEAUK, IDALMIS	
		337	ALLEN DOLL, LILIANA	
5	FINLAND	603	PAINILAINEN-SOON, MINNA	43.60
		592	HANHIJOKI, SSKO	
		595	HERNESNIEMI, SANNA	
		611	TENNIVAARA, MARJAANNELI	
6	NETHERLANDS	1287	VAN DER KOOY, JACOBA	43.91
		1284	POELMAN, JACQUELINE	
		1277	DE LANGE, KARIN	
		1281	HUYBRECHTSE, PETRA	
	CÔTE-D'IVOIRE	1833	AYETOTCHE, ATHOUAHON LOUISE	DQ
		304	KONE, ALIMATA	
		307	MUTANDA, OLGA	
		302	FOUFOUE, ZIGA	



Atletisme
Dones
Relleus 4 x 100 m

Atletismo
Mujeres
Relevos 4 x 100 m

Athlétisme
Dames
Relais 4 x 100 m

Athletics
Women
4 x 100 m relay

FINAL

RK	COUNTRY	No.	COMPETITOR	RESULT	RK	COUNTRY	No.	COMPETITOR	RESULT
1	UNITED STATES OF AMERICA	1664	ASHFORD, EVELYN	42.11	5	GERMANY	837	PHILIPP, ANDREA	43.12
		1721	JONES, ESTHER				820	KNOLL, SILKE BEATE	
		1704	GUIDRY, CARLETTE				853	THOMAS, ANDREA	
		1772	TORRENCE, GWEN				805	GUNTHER, SABINE	
2	UNIFIED TEAM	485	BOGOSLOVSKAYA, OLGA	42.16	6	AUSTRALIA	58	MOORE, MELISSA	43.77
		532	MALCHUGINA, GALINA				46	GAINSFORD, MELINDA	
		570	TRANDENKOVA, MARINA				63	SAMBELL, KATHY	
		550	PRIVALOVA, IRINA				52	JOHNSON KERRY	
3	NIGERIA	1309	UTONDU, BEATRICE	42.81		JAMAICA	1045	FREEMAN, MICHELE	AB
		1301	IDEMEN, FAITH				1042	CUTHBERT, JULIET	
		1307	OPARA THOMPSON, CHRISTY				1044	DUHANEY, DAHLIA	
		1306	ONYALI, MARY				1058	OTTEY, MERLENE	
4	FRANCE	635	GIRARD, PATRICIA	42.85		CUBA	365	RIQUELME TERRAZON, EUSEBIA	AB
		664	SIDIBE, ODIAH				354	LOPEZ, ALIUSKA	
		615	BILY, LAURENCE				338	BONNE RAUSEAUK, IDALMIS	
		651	PEREC, MARIE-JOSE				337	ALLEN DOLL, LI LIANA	



Atletisme
Dones
Relleus 4 x 400 m

Atletismo
Mujeres
Relevos 4 x 400 m

Athlétisme
Dames
Relais 4 x 400 m

Athletics
Women
4 x 400 m relay

ROUND 1
HEAT 1

RK	COUNTRY	No.	COMPETITOR	RESULT
1	UNITED STATES OF AMERICA	1709	HILL, DENEAN	3:22.29 Q
		1737	MILES, JEARL	
		1784	YOUNG, DANNETTE	
		1723	KAISER, NATASHA	
2	JAMAICA	1063	SCOTT, CATHERINE	3:25.55 Q
		1059	RATTRAY WILLIAMS, CATHY ANN	
		1068	WILLIAMS, CLAUDINE	
		1040	CAMPBELL, JULIET	
3	AUSTRALIA	34	ANDREWS SUSAN	3:25.68 Q
		61	POETSCHKA, RENEE	
		45	FREEMAN, CATHY	
		54	LOCK, MICHELLE	
4	CANADA	214	EDEH, ROSEY	3:26.09 q
		210	CLARKE, KAREN	
		237	NOEL, CAMILLE ANISE	
		211	CROOKS, CHARMAINE	
5	HUNGARY	1866	MOLNAR, EDIT	3:33.81
		925	KOZARY, AGNES	
		914	BARATI, EVA	
		918	FORGACS, JUDIT	
6	THAILAND	1629	SRIMEK, SALEERAT	3:35.48
		1627	SANG-NGEUN, SUKANYA	
		1616	CHIMRUK, SRIRAT	
		1623	PHIMPHO, NOODANG	
	CUBA	357	MCLEAN FERRER, NANCY	DQ
		352	LIMONTA GORGUET, ODALMIS	
		342	DUPORTE TORRES, DAYSI JULIA	
		363	QUIROT MORET, ANA FIDELIA	

ROUND 1
HEAT 2

RK	COUNTRY	No.	COMPETITOR	RESULT
1	UNIFIED TEAM	496	SHMONINA, MARINA	3:22.91 Q
		498	DZHIGALOVA, LIODMILA	
		555	RUZINA, YELENA	
		540	NURUTDINOVA, LILIA	
2	GREAT BRITAIN	700	DOUGLAS, SANDRA	3:25.20 Q
		759	SMITH, PHYLIS	
		761	STOUTE, JENNIFER	
		715	GUNNELL, SALLY	
3	GERMANY	844	ROHLANDER, UTA	3:26.25 Q
		828	MEISSNER, HEIKE	
		819	KISABAKA, LINDA	
		846	RUCKER, ANJA	
4	PORTUGAL	1409	MOREIRA, MARTA	3:29.38 q
		1391	COELHO, EDUARDA	
		1387	AMARAL, ELSA	
		1401	JARDIM, LUCRECIA	
5	SWITZERLAND	1555	LUTHI, KATHRIN	3:31.26
		1559	SCALABRIN, REGULA MARTHA	
		1552	GROSSENBACHER, MARTHA	
		1546	BURKART, HELEN	
6	SPAIN	428	LAHOZ CASTELLO, ESTHER	3:31.35
		444	PEREZ DIAZ, CRISTINA	
		415	FERRER SANCHO, GREGORIA	
		435	MERINO GARCIA, JULIA	
7	BOLIVIA	130	SOLIZ INTURIAS, JAQUELINE	3:53.65
		123	ANTELO MORENO, SANDRA PATRICIA	
		124	BURGOS PANOSO, GLORIA AMPARO	
		128	GALETOVIC FLORES, MORE SILVIA	



Atletismo
Dones
Relleus 4 x 400 m

Atletismo
Mujeres
Relevos 4 x 400 m

Athlétisme
Dames
Relais 4 x 400 m

Athletics
Women
4 x 400 m relay

FINAL

RK	COUNTRY	No.	COMPETITOR	RESULT
1	UNIFIED TEAM	555	RUZINA, YELENA	3:20.20
		498	DZHIGALOVA, LIOUDMILA	
		536	NAZAROVA, OLGA	
		488	BRYZGINA, OLGA	
2	UNITED STATES OF AMERICA	1723	KAISER, NATASHA	3:20.92
		1772	TORRENCE, GWEN	
		1737	MILES, JEARL	
		1767	STEVENS, ROCHELLE	
3	GREAT BRITAIN	759	SMITH, PHYLLIS	3:24.23
		700	DOUGLAS, SANDRA	
		761	STOUTE, JENNIFER	
		715	GUNNELL, SALLY	
4	CANADA	214	EDEH, ROSEY	3:25.20
		211	CROOKS, CHARMAINE	
		237	NOEL, CAMILLE ANISE	
		243	RICHARDSON-BRISCOE, JILL	

RK	COUNTRY	No.	COMPETITOR	RESULT
5	JAMAICA	1063	SCOTT, CATHERINE	3:25.68
		1059	RATTRAY WILLIAMS, CATHY ANN	
		1040	CAMPBELL, JULIET	
		1060	RICHARDS, SANDIE	
6	GERMANY	844	ROHLANDER, UTA	3:26.37
		828	MEISSNER, HEIKE	
		819	KISABAKA, LINDA	
		846	RUCKER, ANJA	
7	AUSTRALIA	45	FREEMAN, CATHY	3:26.42
		34	ANDREWS, SUSAN	
		61	POETSCHKA, RENEE	
		54	LOCK, MICHELLE	
8	PORTUGAL	1409	MOREIRA, MARTA	3:36.85
		1401	JARDIM, LUCRECIA	
		1387	AMARAL, ELSA	
		1391	COELHO, EDUARDA	



Atletismo
Dones
Heptatló

Atletismo
Mujeres
Heptatlón

Athlétisme
Dames
Heptathlon

Athletics
Women
Heptathlon

100 m HURDLES
HEAT 1

POS. No.	COMPETITOR	CTRY.	RESULT	POINTS
1	1722 JOYNER-KERSEE, JACKIE	USA	12.85	1147
2	1464 NASTASE, LILIANA	ROM	12.86	1146
3	175 DIMITROVA, SVETLA STEFANOVA	BUL	13.23	1090
4	788 BRAUN, SABINE	GER	13.25	1087
5	783 BEER, PEGGY	GER	13.48	1053
6	1383 WLODARCZYK, URSZULA	POL	13.57	1040
7	299 ZHU, YUQING	CHN	13.64	1030
	43 FLEMMING, JANE CHRISTINA	AUS	AB	

100 m HURDLES
HEAT 2

POS. No.	COMPETITOR	CTRY.	RESULT	POINTS
1	482 BELOVA, IRINA	EUN	13.25	1087
2	610 RUOTSALAINEN, SATU MARIANNE	FIN	13.39	1066
3	1372 KAMROWSKA, MARIA	POL	13.48	1053
4	1703 GREINER, CINDY	USA	13.59	1037
5	457 KALJURAND, ANU	EST	13.64	1030
6	1322 SKJAEVELAND, ANNE BRIT	NOR	13.73	1017
7	607 RATTYA, TINA MARIA	FIN	13.96	984
	7 KETTAB-AZZIZI, YASMINA	ALG	NP	

100 m HURDLES
HEAT 3

POS. No.	COMPETITOR	CTRY.	RESULT	POINTS
1	696 COURT, CLOVA	GBR	13.48	1053
2	641 LESAGE, ODILE	FRA	13.75	1014
3	1856 MARXER, MANUELA	LIE	13.94	987
4	1470 VAIDIANU, PETRA	ROM	14.04	973
5	666 TEPPE, NATHALIE	FRA	14.06	970
6	790 CLARIUS, BIRGIT	GER	14.10	964
7	922 INANCSI, RITA	HUN	14.53	905
8	1326 HENRY, JOANNE CAROL	NZL	14.55	902

100 m HURDLES
HEAT 4

POS. No.	COMPETITOR	CTRY.	RESULT	POINTS
1	1188 NAZAROVIE, REMIGIJA	LTU	13.75	1014
2	588 ARO, HELLE	FIN	13.87	997
3	1676 CARTER, KYM	USA	13.97	983
4	479 ATROCHTCHENKO, ANJELA	EUN	14.03	974
5	206 BOND-MILLS, CATHERINE	CAN	14.31	935
6	1641 MA, CHUN-PING	TPE	14.52	906
7	1510 BARBER, EUNICE	SLE	14.79	870
8	2 QERAMIXHI, ALMA	ALB	15.90	727
9	1588 CHOUAA, GHADA	SYR	16.62	640



Atletisme
Dones
Heptatló

Atletismo
Mujeres
Heptatlón

Athlétisme
Dames
Heptathlon

Athletics
Women
Heptathlon

HIGH JUMP
GROUP 1

POS. No.	COMPETITOR	CTRY.	161	164	167	170	173	176	179	182	185	188	191	194	197	RESULT	POINTS
2	1722 JOYNER-KERSEE, J.	USA	-	-	-	O	-	O	-	O	O	O	O	XXX		1.91	1119
3	482 BELOVA, IRINA	EUN	-	-	-	-	O	O	O	XO	O	XXO	XXX			1.88	1080
4	790 CLARIUS, BIRGIT	GER	-	-	O	O	O	O	O	O	XXX					1.82	1003
5	1383 WLODARCZYK, U.	POL	-	-	-	O	O	O	XO	O	XXX					1.82	1003
6	783 BEER, PEGGY	GER	-	-	O	O	O	XO	XXO	O	XXX					1.82	1003
7	1322 SKJAEVELAND, A.	NOR	-	-	XO	XO	O	XO	O	XXO	XXX					1.82	1003
8	1703 GREINER, CYNTHIA	USA		O	-	XO	O	O	XO	XXX						1.79	966
9	1188 NAZAROVIE, R.	LTU		-	O	O	O	XO	XXX							1.76	928
10	607 RATTYA, TINA	FIN		O	O	O	XXX									1.70	855
11	1372 KAMROWSKA, MARIA	POL		O	XO	O	XXX									1.70	855
12	922 INANCSI, RITA	HUN		-	XXO	XXX										1.67	818
	610 RUOTSALAINEN, S.	FIN		-	-	-		XXX								0.00	
	1326 HENRY, JOANNE	NZL	X	A												AB	
	43 FLEMMING, JANE	AUS	N													NP	

HIGH JUMP
GROUP 2

POS. No.	COMPETITOR	CTRY.	134	146	149	152	155	158	161	164	167	170	173	176	179	182	185	188	191	RESULT	POINTS
1	641 LESAGE, ODILE	FRA	-	-	-	-	-	-	-			O	O	O	O	XO	O	XO	XXX	1.88	1080
2	1676 CARTER, KIM	USA	-	-	-	-	-	-	-		O	O	O	O	O	O	XO	XXX		1.85	1041
3	299 ZHU, YUQING	CHN	-	-	-	-	-	-	-		O	-	O	O	O	XO	XXX			1.82	1003
4	1464 NASTASE, LILIANA	ROM	-	-	-	-	-	-	O	O	O	O	O	O	XXO	XXX				1.82	1003
5	666 TEPPE, NATHALIE	FRA	-	-	-	-	-	-				XO	O	O	O	XXX				1.79	966
6	479 ATROCHTENKO	EUN	-	-	-	-	-	-			O	O	O	O	XXO	XXX				1.79	966
7	206 BOND-MILLS, C.	CAN	-	-	-	-	-	-		O	O	XO	O	XXX						1.76	928
8	1641 MA, CHUN-PING	TPE	-	-	-	-	-	-		O	O	O	XXO	XXX						1.76	928
9	1470 VAIDIANU, PETRA	ROM	-	-	-	-	-	-	O	O	XO	O	XXX							1.73	891
10	457 KALJURAND, ANU	EST	-	-	-	-	-	-	O	O	XO	XO	XXX							1.73	891
11	588 ARO, HELLE	FIN	-	-	-	-	-	-	O	O	O	XXX								1.70	855
11	175 DIMITROVA, S.	BUL	-	-	-	-	-	-	O	O	O	XXX								1.70	855
13	1856 MARXER, M.	LIE	-	-	-	-	-	-	XO	O	XXX									1.67	818
14	1588 CHOUAA, GHADA	SYR	-	-	-	-	O	-	O	XO	XXX									1.64	783
15	696 COURT, CLOVA	GBR	-	O	O	O	XO	O	XXX											1.58	712
16	1510 BARBER, EUNICE	SLE	O	O	O	XO	O	XXX												1.55	678
	2 QERAMIXHI, ALMA	ALB	-	-	-	-	-	-	XXX											0.00	

SHOT PUT
GROUP 1

POS. No.	COMPETITOR	CTRY.	1	2	3	RESULT	POINTS
1	790 CLARIUS, BIRGIT	GER	14.70	15.33	14.34	15.33	883
2	1470 VAIDIANU, PETRA	ROM	14.77	14.96	14.69	14.96	858
3	175 DIMITROVA, SVETLA	BUL	14.46	X	14.68	14.68	839
4	1188 NAZAROVIE, R.	LTU	14.49	12.98	14.34	14.49	827
5	1372 KAMROWSKA, MARIA	POL	14.00	14.49	X	14.49	827
6	1676 CARTER, KYM	USA	X	14.35	14.26	14.35	817
7	1703 GREINER, CINDY	USA	13.25	14.35	14.25	14.35	817
8	299 ZHU, YUQING	CHN	14.26	14.14	X	14.26	811
9	788 BRAUN, SABINE	GER	14.23	X	14.05	14.23	809
10	1722 JOYNER-KERSEE, J.	USA	12.65	14.13	X	14.13	803
11	1383 WLODARCZYK, U.	POL	13.66	13.91	13.24	13.91	788
12	922 INANCSI, RITA	HUN	13.02	13.15	12.99	13.15	737
13	666 TEPPE, NATHALIE	FRA	12.69	X	10.88	12.69	707
	1326 HENRY, JOANNE	NZL	N				NP

SHOT PUT
GROUP 2

POS. No.	COMPETITOR	CTRY.	1	2	3	RESULT	POINTS
1	1464 NASTASE, LILIANA	ROM	14.34	14.23	14.34	14.34	817
2	696 COURT, CLOVA	GBR	X	12.49	13.85	13.85	784
3	482 BELOVA, IRINA	EUN	13.13	13.75	13.77	13.77	779
4	641 LESAGE, ODILE	FRA	X	13.10	13.48	13.48	759
5	783 BEER, PEGGY	GER	12.43	13.22	13.23	13.23	743
6	588 ARO, HELLE	FIN	12.77	13.11	12.38	13.11	735
7	479 ATROSHCHENKO, A.	EUN	13.05	X	X	13.05	731
8	607 RATTYA, TINA MARIA	FIN	12.79	12.97	X	12.97	725
9	206 BOND-MILLS, C.	CAN	12.66	12.74	12.96	12.96	725
10	457 KALJURAND, ANU	EST	9.59	12.83	12.82	12.83	716
11	1856 MARXER, MANUELA	LIE	11.84	12.40	12.12	12.40	688
12	1588 CHOUAA, GHADA	SYR	12.24	12.09	12.10	12.24	677
13	1641 MA, CHUN-PING	TPE	11.24	12.13	12.08	12.13	670
14	1322 SKJAEVELAND, A. BRIT	NOR	11.86	12.07	11.61	12.07	666
15	1510 BARBER, EUNICE	SLE	9.88	10.52	10.71	10.71	576
16	2 QERAMIXHI, ALMA	ALB	10.32	10.70	10.40	10.70	575
	610 RUOTSALAINEN, S. M.	FIN	N				NP



Atletisme
Dones
Heptatló

Atletismo
Mujeres
Heptatlón

Athlétisme
Dames
Heptathlon

Athletics
Women
Heptathlon

200 m
HEAT 1

POS. No.	COMPETITOR	CTRY.	RESULT	POINTS
1	783 BEER, PEGGY	GER	23.93	987
2	479 ATROSHCHENKO, ANZHELA	EUN	24.39	944
3	1856 MARXER, MANDELA	LIE	24.43	940
4	1322 SKJAEVELAND, ANNE BRIT	NOR	24.48	935
5	1676 CARTER, KYM	USA	24.54	929
6	206 BOND-MILLS, CATHERINE	CAN	25.01	886
7	1641 MA, CHUN-PING	TPE	25.23	866
8	1510 BARBER, EUNICE	SLE	25.66	827

200 m
HEAT 3

POS. No.	COMPETITOR	CTRY.	RESULT	POINTS
1	1722 JOYNER-KERSEE, JACKIE	USA	23.12	1067
2	299 ZHU, YUQING	CHN	23.83	997
3	696 COURT, CLOVA	GBR	23.95	986
4	1383 WLODARCZYK, URSZULA	POL	24.18	963
5	607 RATTYA, TINA MARIA	FIN	25.09	879
6	641 LESAGE, ODILE	FRA	25.24	865
7	588 ARO, HELLE	FIN	25.44	847

LONG JUMP
HEAT 1

POS. No.	COMPETITOR	CTRY.	1	2	3	RESULT	POINTS
1	1722 JOYNER-KERSEE, J.	USA	6.46	7.10	-	7.10	1206
2	482 BELOVA, IRINA	EUN	6.82	X	X	6.82	1112
3	1464 NASTASE, LILIANA	ROM	6.49	6.35	X	6.49	1004
4	1703 GREINER, CINDY	USA	X	6.38	X	6.38	969
5	457 KALJURAND, ANU	EST	X	X	6.35	6.35	959
6	479 ATROSHCHENKO, A.	EUN	6.22	5.92	5.98	6.22	918
7	1383 WLODARCZYK, U.	POL	6.20	6.08	6.12	6.20	912
8	790 CLARIUS, BIRGIT	GER	X	6.13	X	6.13	890
9	1372 KAMROWSKA, MARIA	POL	5.98	6.07	6.12	6.12	887
10	175 DIMITROVA, SVETLA	BUL	5.95	6.11	6.08	6.11	883
11	1322 SKJAEVELAND, A. BRIT	NOR	5.68	6.08	5.94	6.08	874
12	788 BRAUN, SABINE	GER	6.02	X	X	6.02	856
13	783 BEER, PEGGY	GER	X	5.73	6.01	6.01	853
	922 INANCSI, RITA	HUN	X	X	X	0.00	

JAVELIN
HEAT 1

POS. No.	COMPETITOR	CTRY.	1	2	3	RESULT	POINTS
1	666 TEPPE, NATHALIE	FRA	52.58	51.60	51.86	52.58	910
2	788 BRAUN, SABINE	GER	50.24	49.24	51.12	51.12	882
3	607 RATTYA, TINA MARIA	FIN	36.82	41.08	49.02	49.02	841
4	783 BEER, PEGGY	GER	X	48.10	X	48.10	823
5	457 KALJURAND, ANU	EST	47.42	43.24	X	47.42	810
6	588 ARO, HELLE	FIN	36.12	45.42	44.56	45.42	772
7	479 ATROSHCHENKO, A.	EUN	45.18	41.62	X	45.18	767
8	790 CLARIUS, BIRGIT	GER	X	45.14	42.24	45.14	766
9	299 ZHU, YUQING	CHN	42.54	41.50	45.12	45.12	766
10	175 DIMITROVA, SVETLA	BUL	30.74	40.08	44.48	44.48	753
11	1372 KAMROWSKA, MARIA	POL	44.12	X	41.82	44.12	747
12	1383 WLODARCZYK, U.	POL	43.46	X	X	43.46	734
13	1464 NASTASE, LILIANA	ROM	41.30	X	X	41.30	692
	922 INANCSI, RITA	HUN	N			NP	

200 m
HEAT 2

POS. No.	COMPETITOR	CTRY.	RESULT	POINTS
1	175 DIMITROVA, SVETLA	BUL	23.31	1048
2	482 BELOVA, IRINA	EUN	23.34	1045
3	1464 NASTASE, LILIANA	ROM	23.70	1010
4	1372 KAMROWSKA, MARIA	POL	24.40	943
5	1188 NAZAROVIE, REMIGIJA	LTU	25.20	869
6	457 KALJURAND, ANU	EST	25.29	860
7	922 INANCSI, RITA	HUN	25.43	848
8	666 TEPPE, NATHALIE	FRA	26.13	786

200 m
HEAT 4

POS. No.	COMPETITOR	CTRY.	RESULT	POINTS
1	788 BRAUN, SABINE	GER	24.27	955
2	1703 GREINER, CINDY	USA	24.60	924
3	790 CLARIUS, BIRGIT	GER	24.86	900
4	1470 VAIDIANU, PETRA	ROM	25.28	861
5	1588 CHOUAA, GHADA	SYR	25.44	847
6	2 QERAMIXHI, ALMA	ALB	27.81	646
	1326 HENRY, JOANNE	NZL	NP	
	610 RUOTSALAINEN, SATU MARIANNE	FIN	NP	

LONG JUMP
HEAT 2

POS. No.	COMPETITOR	CTRY.	1	2	3	RESULT	POINTS
1	588 ARO, HELLE	FIN	6.05	6.23	6.04	6.23	921
2	1470 VAIDIANU, PETRA	ROM	X	X	6.11	6.11	883
3	1676 CARTER, KYM	USA	6.10	5.80	X	6.10	880
4	696 COURT, CLOVA	GBR	5.54	5.52	6.10	6.10	880
5	1188 NAZAROVIE, R.	LTU	6.03	X	X	6.03	859
6	206 BOND-MILLS, C.	CAN	6.01	5.84	5.97	6.01	853
7	641 LESAGE, ODILE	FRA	5.87	5.91	5.99	5.99	846
8	299 ZHU, YUQING	CHN	5.71	5.78	5.99	5.99	846
9	607 RATTYA, TINA MARIA	FIN	X	5.90	X	5.90	819
10	1588 CHOUAA, GHADA	SYR	5.88	X	5.84	5.88	813
11	1510 BARBER, EUNICE	SLE	5.69	5.76	5.68	5.76	111
12	1856 MARXER, MANUELA	LIE	5.73	5.74	X	5.74	771
13	666 TEPPE, NATHALIE	FRA	5.65	5.57	5.51	5.65	744
14	2 QERAMIXHI, ALMA	ALB	4.99	X	X	4.99	557
	1641 MA, CHUN-PING	TPE	X	X	X	0.00	

JAVELIN
HEAT 2

POS. No.	COMPETITOR	CTRY.	1	2	3	RESULT	POINTS
1	696 COURT, CLOVA	GBR	52.12	X	43.28	52.12	901
2	1470 VAIDIANU, PETRA	ROM	48.82	49.00	48.16	49.00	841
3	1722 JOYNER-KERSEE, J.	USA	39.02	44.98	44.36	44.98	763
4	1188 NAZAROVIE, R.	LTU	33.50	42.02	44.42	44.42	752
5	1588 CHOUAA, GHADA	SYR	43.40	40.24	44.40	44.40	752
6	206 BOND-MILLS, C.	CAN	43.30	41.46	X	43.30	731
7	482 BELOVA, IRINA	EUN	41.28	41.90	41.60	41.90	704
8	641 LESAGE, ODILE	FRA	38.46	41.28	37.72	41.28	692
9	1856 MARXER, MANUELA	LIE	41.08	38.62	37.98	41.08	688
10	1703 GREINER, CINDY	USA	39.24	40.78	39.98	40.78	682
11	1676 CARTER, KYM	USA	36.24	37.58	37.08	37.58	621
12	1322 SKJAEVELAND, A. BRIT	NOR	32.20	35.42	X	35.42	580
	1510 BARBER, EUNICE	SLE	X	X	X	0.00	
	1641 MA, CHUN-PING	TPE	N			NP	
	2 QERAMIXHI, ALMA	ALB	N			NP	



Atletisme
Dones
Heptatló

Atletismo
Mujeres
Heptatlón

Athlétisme
Dames
Heptathlon

Athletics
Women
Heptathlon

800 m
HEAT 1

POS. No.	COMPETITOR	CTRY.	RESULT	POINTS
1	588 ARO, HELLE	FIN	2:14.31	903
2	1188 NAZAROVIEINE, REMIGIJA	LTU	2:14.95	893
3	607 RATTYA, TINA MARIA	FIN	2:15.18	890
4	1856 MARXER, MANUELA	LIE	2:17.53	857
5	206 BOND-MILLS, CATHERINE	CAN	2:18.84	839
6	1510 BARBER, EUNICE	SLE	2:21.59	802
7	1322 SKJAEVELAND, ANNE BRIT	NOR	2:22.19	794
8	1588 CHOUAA, GHADA	SYR	2:24.30	766
9	666 TEPPE, NATHALIE	FRA	2:24.42	764

INTERMEDIATE TIME

No.	COMPETITOR	CTRY.	RESULT
400 m	1188 NAZAROVIEINE, REMIGIJA	LTU	1:06.24

800 m
HEAT 2

POS. No.	COMPETITOR	CTRY.	RESULT	POINTS
1	1676 CARTER, KYM	USA	2:08.62	985
2	790 CLARIUS, BIRGIT	GER	2:08.83	982
3	479 ATROSHCHENKO, ANZHELA	EUN	2:10.90	951
4	1372 KAMROWSKA, MARIA	POL	2:10.96	951
5	1703 GREINER, CINDY	USA	2:14.16	905
6	641 LESAGE, ODILE	FRA	2:15.57	885
7	1470 VAIDIANU, PETRA	ROM	2:18.40	845
8	457 KALJURAND, ANU	EST	2:19.61	829
9	696 COURT, CLOVA	GBR	2:31.21	678

INTERMEDIATE TIME

No.	COMPETITOR	CTRY.	RESULT
400 m	1676 CARTER, KYM	USA	1:05.32

800 m
HEAT 3

POS. No.	COMPETITOR	CTRY.	RESULT	POINTS
1	482 BELOVA, IRINA	EUN	2:05.08	1038
2	175 DIMITROVA, SVETLA	BUL	2:07.90	996
3	783 BEER, PEGGY	GER	2:09.49	972
4	1464 NASTASE, LILIANA	ROM	2:11.22	947
5	1722 JOYNER-KERSEE, JACKIE	USA	2:11.78	939
6	788 BRAUN, SABINE	GER	2:14.35	902

POS. No.	COMPETITOR	CTRY.	RESULT	POINTS
7	1383 WLODARCZYK, URSZULA	POL	2:14.96	893
8	299 ZHU, YUQING	CHN	2:31.84	670

INTERMEDIATE TIME

No.	COMPETITOR	CTRY.	RESULT
400 m	1464 NASTASE, LILIANA	ROM	1:02.58

RESULTS

POS.	No.	COMPETITOR	CTRY.	100 m HURDL.	HIGH JUMP	SHOT PUT	200 m	LONG JUMP	JAVELIN	800 m	TOTAL POINTS
1	1722	JOYNER-KERSEE, J.	USA	12.85	1.91	14.13	23.12	7.10	44.98	2:11.78	
				Points	1147	1119	803	1206	763	939	7044
2	482	BELOVA, IRINA	EUN	13.25	1.88	13.77	23.34	6.82	41.90	2:05.08	
				Points	1087	1080	779	1045	704	1038	6845
3	788	BRAUN, SABINE	GER	13.25	1.94	14.23	24.27	6.02	51.12	2:14.35	
				Points	1087	1158	809	955	882	902	6649
4	1464	NASTASE, L.	ROM	12.86	1.82	14.34	23.70	6.49	41.30	2:11.22	
				Points	1146	1003	817	1004	692	947	6619
5	175	DIMITROVA, S.	BUL	13.23	1.70	14.68	23.31	6.11	44.48	2:07.90	
				Points	1090	855	839	1048	883	753	6464
6	783	BEER, PEGGY	GER	13.48	1.82	13.23	23.93	6.01	48.10	2:09.49	
				Points	1053	1003	743	987	853	972	6434
7	790	CLARIUS, BIRGIT	GER	14.10	1.82	15.33	24.86	6.13	45.14	2:08.83	
				Points	964	1003	883	900	890	982	6388
8	1383	WLODARCZYK, U.	POL	13.57	1.82	13.91	24.18	6.20	43.46	2:14.96	
				Points	1040	1003	788	963	912	734	6333
9	1703	GREINER, C.	USA	13.59	1.79	14.35	24.60	6.38	40.78	2:14.16	
				Points	1037	966	817	924	969	682	6300
10	1372	KAMROWSKA, M.	POL	13.48	1.70	14.49	24.40	6.12	44.12	2:10.96	
				Points	1053	855	827	943	887	747	6263
11	1676	CARTER, KIM	USA	13.97	1.85	14.35	24.54	6.10	37.58	2:08.62	
				Points	983	1041	817	929	880	621	6256
12	479	ATROSHCHENKO, A.	EUN	14.03	1.79	13.05	24.39	6.22	45.18	2:10.90	
				Points	974	966	731	944	918	767	6251
13	1470	VAIDIANU, PETRA	ROM	14.04	1.73	14.96	25.28	6.11	49.00	2:18.40	
				Points	973	891	858	861	883	841	6152
14	1188	NAZAROVIEINE, R.	LTU	13.75	1.76	14.49	25.20	6.03	44.42	2:14.95	
				Points	1014	928	827	869	859	752	6142
15	641	LESAGE, ODILE	FRA	13.75	1.88	13.48	25.24	5.99	41.28	2:15.57	
				Points	1014	1080	759	865	846	692	6141
16	299	ZHU, YUQING	CHN	13.64	1.82	14.26	23.83	5.99	45.12	2:31.84	
				Points	1030	1003	811	997	846	766	6123
17	457	KALJURAND, ANU	EST	13.64	1.73	12.83	25.29	6.35	47.42	2:19.61	
				Points	1030	891	716	860	959	810	6095



Atletisme
Dones
Heptatló

Atletismo
Mujeres
Heptatlón

Athlétisme
Dames
Heptathlon

Athletics
Women
Heptathlon

POS.	No.	COMPETITOR	CTRY.	100 m	HURDL.	HIGH JUMP	SHOT PUT	200 m	LONG JUMP	JAVELIN	800m	TOTAL POINTS
18	588	ARO, HELLE	FIN	13.87		1.70	13.11	25.44	6.23	45.42	2:14.31	
		Points		997		855	735	847	921	772	903	6030
19	696	COURT, CLOVA	GBR	13.48		1.58	13.85	23.95	6.10	52.12	2:31.21	
		Points		1053		712	784	986	880	901	678	5994
20	607	RATTYA, TINA	FIN	13.96		1.70	12.97	25.09	5.90	49.02	2:15.18	
		Points		984		855	725	879	819	841	890	5993
21	206	BOND-MILLS, C.	CAN	14.31		1.76	12.96	25.01	6.01	43.30	2:18.84	
		Points		935		928	725	886	853	731	839	5897
22	1322	SKJAEVELAND, A.	NOR	13.73		1.82	12.07	24.48	6.08	35.42	2:22.19	
		Points		1017		1003	666	935	874	580	794	5869
23	666	TEPPE, NATHALIE	FRA	14.06		1.79	12.69	26.13	5.65	52.58	2:24.42	
		Points		970		966	707	786	744	910	764	5847
24	1856	MARXER, M.	LIE	13.94		1.67	12.40	24.43	5.74	41.08	2:17.53	
		Points		987		818	688	940	771	688	857	5749
25	1588	CHOUAA, GHADA	SYR	16.62		1.64	12.24	25.44	5.88	44.40	2:24.30	
		Points		640		783	677	847	813	752	766	5278
26	1510	BARBER, EUNICE	SLE	14.79		1.55	10.71	25.66	5.76	0.00	2:21.59	
		Points		870		678	576	827	777	0	802	4530
	1641	MA, CHUN-PING	TPE	14.52		1.76	12.13	25.23	0.00	NP		
		Points		906		928	670	866	0			AB
	922	INANCSI, RITA	HUN	14.53		1.67	13.15	25.43	0.00	NP		
		Points		905		818	737	848	0			AB
	2	QERAMIXHI, ALMA	ALB	15.90		0.00	10.70	27.81	4.99	NP		
		Points		727		0	575	646	557			AB
	610	RUOTSALAINEN, S.	FIN	13.39		0.00	NP	NP				
		Points		1066		0						AB
	1326	HENRY, JOANNE	NZL	14.55		AB	NP	NP				
		Points		902								AB
	43	FLEMMING, JANE	AUS	AB		NP						
		Points										AB
	7	KETTAB-AZZIZI	ALG	NP								
		Points										NP

81



Atletisme
Dones
10 km marxa

Atletismo
Mujeres
10 km marcha

Athlétisme
Dames
10 km marche

Athletics
Women
10 km walk

FINAL

POS.	No.	COMPETITOR	CTRY.	5 km (pos.)	FINAL	POS.	No.	COMPETITOR	CTRY.	5 km (pos.)	FINAL	
1	271	CHEN, YUELING	CHN	22:19 (13)	44:32	23	1079	ITAKURA, MIKI	JPN	22:26 (25)	47:11	
2	538	NIKOLAEVA, ELENA	EUN	22:17 (8)	44:33	24	1094	SATO, YUKO	JPN	22:46 (30)	47:43	
3	279	LI, CHUNXIU	CHN	22:17 (9)	44:41	25	233	MCCAFFREY, JANICE LESLIE	CAN	22:27 (27)	48:05	
4	590	ESSAYAH, SARI MIRIAM	FIN	22:16 (3)	45:08	26	1728	LAWRENCE, DEBBI A.	USA	22:26 (24)	48:23	
5	274	CUI, YINGZI	CHN	22:20 (16)	45:15	27	1707	HERAZO, VICTORIA S.	USA	23:00 (34)	48:26	
6	1575	SVENSSON, MADELEIN	SWE	22:15 (1)	45:17	28	1231	CHAVEZ REYES, MARICELA	MEX	22:26 (25)	48:39	
7	1028	SIDOTI, ANNA RITA	ITA	22:22 (18)	45:23	29	221	GRAND, PASCALE	CAN	23:20 (37)	49:14	
8	556	SAIKO, ELENA	EUN	22:16 (4)	45:23	30	1238	MACHUCA VILLASANA, EVA YOLANDA	MEX	22:54 (32)	50:02	
9	1328	JUDKINS, ANNE MAREE	NZL	22:24 (19)	45:28	31	37	BLYTHE, GABRIELLE THERESE	AUS	23:10 (36)	50:13	
10	413	DIAZ GARCIA, MARIA CRUZ	ESP	22:16 (4)	45:32	32	762	SWOROWSKI, BETTY	GBR	24:11 (39)	50:14	
11	1381	RADTKE, KATARZYNA	POL	22:17 (9)	45:45	33	786	BORN, KATHRIN	GER	22:54 (32)	50:21	
12	933	ROSZA, MARIA	HUN	22:25 (21)	45:50	34	1400	GONALVES, IZILDA	POR	23:57 (38)	50:23	
13	921	ILYES, ILDIKO	HUN	22:17 (9)	45:54	35	730	LANGFORD, LISA MARTINE	GBR	24:16 (40)	51:44	
14	426	GRANADOS AGUILERA, ENCARNA	ESP	22:21 (17)	46:00	36	388	RAMON, MIRIAM	ECU	24:18 (41)	51:56	
15	53	JUNNA-SAXBY, KERRY	AUS	22:16 (4)	46:01	37	965	WILLIAMS, PERRI	IRL	25:55 (42)	54:53	
16	780	ANDERS, HELGA-BEATE	GER	22:17 (9)	46:31	38	169	DELIC, KADA	BSH	26:02 (43)	55:24	
17	1371	KACZMARSKA, BEATA	POL	22:24 (19)	46:34			1271	LWAN, MA KYIN	MYA		DQ
18	911	ALFOLDI, ANDREA	HUN	22:41 (29)	46:35			733	LUPTON, VICKY	GBR	23:08 (35)	DQ
19	1022	PERRONE, ELISABETTA	ITA	22:19 (14)	46:43			1239	MENDOZA BARRIOS, GRACIELA	MEX	22:25 (22)	DQ
20	1759	ROHL, MICHELLE	USA	22:40 (28)	46:45			1397	FEITOR, SUSANA	POR	22:25 (22)	DQ
21	241	POITRAS, TINA	CAN	22:46 (30)	46:50			1025	SALVADOR, ILEANA	ITA	22:16 (4)	DQ
22	405	CANO CAMACHO, EMILIA	ESP	22:19 (15)	47:03			512	IVANOVA, ALINA	EUN	22:15 (1)	DQ



Atletismo
Dones
Marató

Atletismo
Mujeres
Maratón

Athlétisme
Dames
Marathon

Athletics
Women
Marathon

FINAL

POS.	No.	COMPETITOR	CTRY.	5 km (pos.)	10 km (pos.)	15 km (pos.)	20 km (pos.)	25 km (pos.)	30 km (pos.)	35 km (pos.)	40 km (pos.)	RESULT
1	501	YEGOROVA, V.	EUN	18:23 (30)	36:35 (19)	55:31 (11)	1:14:14 (7)	1:31:38 (1)	1:48:49 (1)	2:06:36 (1)	2:24:54 (1)	2:32:41
2	1075	ARIMORI, YUKO	JPN	18:00 (6)	36:29 (7)	55:33 (16)		1:31:51 (8)	1:49:44 (3)	2:06:48 (2)	2:24:55 (2)	2:32:49
3	1330	MOLLER, L	NZL	18:16 (19)	36:30 (9)	55:29 (3)	1:14:16 (12)	1:31:52 (9)	1:49:53 (4)	2:07:06 (3)	2:25:58 (3)	2:33:59
4	1104	YAMASHITA, S.	JPN	18:01 (9)	36:34 (16)	55:34 (18)	1:14:13 (5)	1:31:51 (7)	1:49:57 (5)	2:08:08 (6)	2:27:59 (5)	2:36:26
5	795	DOERRRE, KATRIN	GER	17:59 (2)	36:27 (1)	55:29 (3)	1:14:13 (5)	1:31:50 (5)	1:50:01 (6)	2:08:07 (5)	2:28:05 (6)	2:36:48
6	1422	MUN, GYONG-AE	PRK	18:16 (19)	36:30 (9)	55:32 (14)	1:14:14 (7)	1:31:55 (11)	1:50:57 (9)	2:09:06 (9)	2:28:45 (7)	2:37:03
7	1403	MACHADO, M.	POR	17:59 (2)	36:27 (1)	55:34 (19)	1:14:10 (2)	1:31:44 (3)	1:50:06 (8)	2:08:49 (8)	2:29:40 (8)	2:38:22
8	491	BURANGULOVA, R.	EUN	18:04 (15)	36:31 (12)	55:30 (8)	1:14:19 (15)	1:31:54 (10)	1:50:57 (9)	2:09:42 (10)	2:30:18 (10)	2:38:46
9	1473	DE REUCK, C.	RSA	18:00 (6)	36:29 (7)	55:29 (3)	1:14:12 (4)	1:31:49 (4)	1:50:03 (7)	2:08:33 (7)	2:29:45 (9)	2:39:03
10	1743	O'BRIEN, CATHY	USA	18:18 (28)	36:54 (22)	56:00 (27)	1:15:25 (26)	1:34:11 (20)	1:53:30 (14)	2:11:54 (12)	2:31:16 (11)	2:39:42
11	929	SZABO, KAROLINA	HUN	18:30 (33)	37:31 (33)	56:28 (30)	1:15:28 (28)	1:34:22 (23)	1:53:25 (13)	2:11:54 (12)	2:31:47 (12)	2:40:10
12	1727	LARRIERU-SMITH	USA	18:01 (9)	36:28 (4)	55:31 (10)	1:14:15 (10)	1:32:05 (12)	1:51:17 (11)	2:10:33 (11)	2:31:54 (13)	2:41:09
13	702	EASTALL, SALLY	GBR	18:29 (31)	36:56 (27)	55:59 (25)	1:15:05 (23)	1:34:08 (17)	1:53:32 (15)	2:12:36 (14)	2:32:45 (14)	2:41:20
14	601	LEMETTINEN, R.	FIN	18:17 (22)	36:57 (30)	55:59 (25)	1:15:06 (25)	1:34:10 (19)	1:53:34 (16)	2:12:38 (15)	2:33:00 (15)	2:41:48
15	815	JERSCHABEK, B.	GER	18:18 (27)	36:55 (25)	55:58 (21)	1:15:02 (20)	1:34:19 (21)	1:54:14 (20)	2:13:43 (18)	2:34:14 (17)	2:42:45
16	735	MAROT, V.	GBR	18:29 (31)	37:16 (32)	56:20 (29)	1:15:26 (27)	1:34:46 (26)	1:54:25 (21)	2:13:35 (17)	2:34:12 (16)	2:42:55
17	150	NARLOCH, MARCIA	BRA	18:17 (22)	36:54 (22)	55:58 (22)	1:15:04 (22)	1:34:09 (18)	1:53:35 (17)	2:13:14 (16)	2:34:47 (18)	2:44:32
18	1026	SCAUNICH, EMMA	ITA	18:04 (15)	36:36 (20)	55:30 (8)	1:14:20 (16)	1:33:40 (15)	1:53:52 (18)	2:14:17 (19)	2:36:26 (19)	2:46:14
19	227	LAPIERRE, O.	CAN	18:58 (36)	38:13 (34)	58:13 (34)	1:18:07 (32)	1:38:05 (31)	1:57:54 (24)	2:17:14 (23)	2:37:57 (23)	2:46:18
20	1035	VILLANI, ANNA	ITA	18:18 (28)	36:56 (27)	55:59 (24)	1:15:05 (23)	1:34:07 (16)	1:54:00 (19)	2:15:19 (22)	2:37:45 (21)	2:46:44
21	1726	KLECKER, JANIS	USA	18:16 (19)	36:54 (22)	55:58 (22)	1:15:03 (21)	1:34:25 (25)	1:54:42 (22)	2:15:05 (21)	2:37:40 (20)	2:47:17
22	1376	PANFIL, WANDA	POL	17:59 (2)	36:28 (4)	55:28 (1)	1:14:16 (12)	1:31:50 (5)	1:51:33 (12)	2:14:46 (20)	2:37:47 (22)	2:47:27
23	1024	SABATINI, B.	ITA	18:02 (14)	36:32 (13)	55:29 (3)	1:14:50 (18)	1:34:21 (22)	1:56:23 (23)	2:17:36 (24)	2:40:26 (24)	2:50:09
24	1605	PETERKOVA, A.	TCH	18:05 (18)	36:33 (15)	56:28 (31)	1:16:51 (30)	1:37:30 (30)	1:58:37 (26)	2:20:15 (25)	2:44:03 (25)	2:53:30
25	1155	LEE, MI	KOR	18:17 (22)	36:55 (25)	57:35 (33)	1:18:38 (33)	1:39:24 (33)	2:02:11 (31)	2:22:44 (30)	2:45:06 (27)	2:54:21
26	1363	BIRBACH, M.	POL	18:17 (22)	36:57 (30)	56:47 (32)	1:17:16 (31)	1:38:15 (32)	2:00:36 (29)	2:21:39 (27)	2:44:49 (26)	2:54:33
27	707	ELLIS, SALLY	GBR	19:21 (40)	39:08 (39)	59:55 (39)	1:20:42 (36)	1:41:23 (36)	2:02:10 (30)	2:22:43 (29)	2:45:11 (28)	2:54:41
28	1144	WANGUI, P.	KEN	19:03 (37)	38:51 (37)	59:23 (36)	1:20:11 (34)	1:41:19 (35)	2:02:59 (32)	2:23:54 (31)	2:46:52 (30)	2:56:46
29	1083	KOKAMO, YUMI	JPN	18:01 (9)	36:35 (18)	55:30 (7)	1:14:16 (12)	1:36:35 (28)	1:58:41 (27)	2:21:07 (26)	2:46:51 (29)	2:58:18
30	465	GEZAHEGNE, A.	ETH	19:04 (38)	38:51 (37)	59:23 (36)	1:20:13 (35)	1:41:18 (34)	2:03:00 (33)	2:25:04 (32)	2:49:18 (32)	2:58:57
31	148	MAYAL, JANETE	BRA	18:01 (9)	36:41 (21)	55:32 (13)	1:15:01 (19)	1:35:31 (27)	1:58:22 (25)	2:22:25 (28)	2:48:58 (31)	3:00:23
32	1462	MURGOCCI, ELENA	ROM	18:17 (22)	36:56 (27)	56:00 (28)	1:15:49 (29)	1:37:24 (29)	2:06:26 (35)	2:27:22 (33)	2:52:16 (33)	3:01:46
33	331	PEA, VILMA	CRC	20:14 (43)	40:34 (43)	1:00:53 (40)	1:22:01 (38)	1:43:28 (37)	2:05:54 (34)	2:28:48 (34)	2:53:30 (34)	3:03:34
34	1351	GUEVARA, ENA	PER	19:42 (42)	40:12 (42)	1:01:22 (41)	1:23:06 (40)	1:44:51 (39)	2:07:35 (37)	2:30:40 (35)	2:55:27 (35)	3:05:50
35	976	GUTIERREZ, ANA	ISV	20:21 (44)	41:32 (46)	1:04:19 (44)	1:26:34 (42)	1:49:31 (42)	2:13:21 (40)	2:36:31 (37)	3:02:19 (36)	3:14:02
36	897	ALLRED, JEN	GUM	20:21 (44)	41:31 (44)	1:02:44 (42)	1:24:18 (41)	1:45:52 (41)	2:09:26 (38)	2:34:03 (36)	3:02:36 (37)	3:14:45
37	1810	KUNGU, BAKOMBO	ZAI	18:37 (34)	38:16 (35)	59:23 (35)	1:21:36 (37)	1:44:35 (38)	2:09:59 (39)	2:40:24 (38)	3:14:56 (38)	3:29:10
	1393	CUNHA, AURORA	POR	17:59 (2)	36:34 (16)	55:31 (11)	1:14:15 (11)					AB
	1226	AVALOS, OLGA	MEX	18:45 (35)	38:22 (36)	59:48 (38)	1:22:06 (39)	1:45:00 (40)				AB
	1557	MOSER, F.	SUI	19:36 (41)	39:13 (41)							AB
	1792	DANG-THI, TEO	VIE	11:04 (47)	52:14 (47)	1:19:18 (45)	1:52:30 (43)	1:32:25 (14)				AB
	208	BUSSIERES, L.	CAN	19:05 (39)	39:12 (40)							AB
	660	REBELO, MARIA	FRA	18:04 (15)	36:30 (9)	55:32 (14)	1:14:24 (17)	1:34:23 (24)	1:58:44 (28)			AB
	29	MELIS, CORNELIA	ARU	20:21 (44)	41:31 (45)	1:04:19 (43)						AB
	1323	BUIST, M.	NZL	18:01 (9)	36:32 (13)	55:44 (20)	1:14:14 (7)					AB
	59	ONDIEKI, LISA	AUS	17:58 (1)	36:27 (1)	55:28 (1)	1:14:09 (1)	1:32:07 (13)	2:06:38 (36)			AB
	484	BIKTAGIROVA, M.	EUN	18:00 (6)	36:28 (4)	55:33 (17)	1:14:11 (3)	1:31:41 (2)	1:49:43 (2)	2:07:39 (4)	2:27:04 (4)	DQ

BA

Beisbol

Baseball

Beisbol

Baseball



	Català	Español	Français	English
1 B	Primera base	Primera base	Base I	First base
2B	Segona base	Segunda base	Base II	Second base
3B	Tercera base	Tercera base	Base III	Third base
1st	Primer	Primero	Premier	First
2nd	Segon	Segundo	Deuxième	Second
3rd	Terçer	Tercero	Troisième	Third
4th	Quart	Cuarto	Quatrième	Fourth
Agst.	Contra	Contra	Contre	Against
AMB	Ambidextre	Ambidextro	Ambidextre	Ambidextrous
B.	Posició de batuda	Posición de bateo	Position au baton	Batting position
Bat	Batuda	Bateo	Bâton	Batting
Batting average/(BAVE)	Mitjana de batuda	Promedio de bateo	Moyenne au baton	Batting average
C	Receptor	Receptor	Receveur	Catcher
CF	Exterior centre	Exterior centre	Centre	Centre fielder
Coach/coach	Entrenador	Entrenador	Entraîneur	Coach
D	Batedor designat	Bateador designado	Frappeur désigné	Designated hitter
DP	Doble eliminació	Doble jugada	Double jeu	Double play
Errors	Errors	Errores	Erreurs	Errors
Fie	Camp	Campo	Champ	Field
Fielding average/(FAVE)	Mitjana de defensa	Promedio de defensa	Moyenne au champ	Fielding average
Final/s	Final/s	Final/es	Finale/s	Final/s
Fiding	Al camp	Al campo	Au champ	Fielding
For	A favor	A favor	Gagnés	For
Head	Cap d'entrenadors	Jefe de entrenadores	Chef des entraîneurs	Head coach
Hits	Batades vàlides	Batazo válido	Coups sûrs	Hits
Home runs (HR)	Quadrangulars	Home runs	Circuits	Home runs
INNINGS	Entrades	Entradas	Manches	Innings
L hded	Esquerrà	Zurdo	Gaucher	Left handed
LEF	Esquerra	Izquierda	Gauche	Left
LF	Exterior esquerre	Exterior izquierdo	Ailier gauche	Left fielder
LOB	Deixats a les bases	Dejados en bases	Laissés sur le but	Left on base
MPV	Percentatge de partits guanyats i perduts	Porcentaje de partidos ganados y perdidos	Pourcentage des parties gagnées et perdues	Percentage of won or lost games
Name	Nom	Nombre	Nom	Name
No.	Número	Número	Numéro	Number
P	Llançador	Lanzador	Frappeur	Pitcher
phase	Fase	Fase	Phase	Phase
Position	Posició	Posición	Position	Position
Preliminary	Preliminar	Preliminar	Préliminaire	Preliminary
R hded	Dreta	Diestro	Droitier	Right handed
RF	Exterior dret	Exterior derecho	Ailier droit	Right fielder
RIG	Dreta	Derecha	Droite	Right
Runs	Corregudes	Carreras	Points comptés	Runs
Runs batted in (RBI)	Corregudes impulsades	Carreras impulsadas	Points marques	Runs batted in
Semi-final/s	Semifinal/s	Semifinal/es	Demi-finale/s	Semi-final/s
Slugging average (SLG)	Mitjana de potència	Promedio de potencia	Puissance au bâton	Slugging average
SS	Interbases	Interbases	Arrêts-courts	Shortstop
Team	Equip	Equipo	Équipe	Team



Beisbol
Homes

Beisbol
Hombres

Baseball
Hommes

Baseball
Men

Preliminary

TPE 8 - 2 ITA

INNINGS

	1	2	3	4	5	6	7	8	9	Runs	Hits	Errors	LOB	DP
ITA Italy	0	0	0	0	0	0	0	2	0	2	8	0	6	3
TPE Chinese Taipei	1	0	5	0	2	0	0	0	X	8	12	0	5	2

TPE	375	Batting average (BAVE)	242	ITA
	563	Slugging average (SLG)	273	
	1000	Fielding average (FAVE)	1000	
	1	Home runs (HR)	-	
	7	Runs batted in (RBI)	2	

Team: **ITA Italy**

Head coach: AMBROSIONI, SILVANO

Coach: CORTINA MARTINEZ, JOSE MANUEL

Coach: FARAONE, GIAMPIERO

L/R hded Flding

B. No.	Name	Fie/Bat	Position
1 11	UBANI, MARCO	RIG/RIG	LF
2 20	BAGIALEMANI, RUGGERO	RIG/RIG	SS
3 32	BIANCHI, ROBERTO	RIG/RIG	D
4 09	GAMBUTI, ELJO	RIG/RIG	C
5 05	TRINCI, GUGLIELMO	LEF/RIG	1B
6 40	CARROZZA, LUIGI	RIG/RIG	RF
7 44	FOCHI, MASSIMO	RIG/RIG	2B
8 39	SCHIANCHI, LEONARDO	RIG/RIG	CF
9 06	CECCONI, CLAUDIO	RIG/RIG	3B
22	CRETIS, ROLANDO	RIG/RIG	P
02	CIARAMELLA, MASSIMO	RIG/RIG	*
12	DE SANCTIS, MAURIZIO	LEF/LEF	*
13	PETRUZZELLI, FRANCESCO	RIG/RIG	*
15	VALLE, FULVIO	RIG/RIG	*
16	MASIN, MASSIMILIANO	LEF/LEF	*
17	SUCCI, ANDREA	RIG/RIG	*
18	TAGLIENTI, CLAUDIO	LEF/LEF	*
19	CECCAROLI, PAOLO	RIG/RIG	*
23	D'AURIA, ALBERTO	RIG/RIG	*
55	MELASSI, MASSIMO	RIG/LEF	*

Team: **TPE Chinese Taipei**

Head coach: LEE, LAI-FA

Coach: KAO, YING-CHIEN

Coach: LIN, HUA-WEI

L/R hded Flding

B. No.	Name	Fie/Bat	Position
1 17	HUANG, CHUNG-YI	RIG/RIG	2B
2 16	LO, KUO-CHONG	RIG/RIG	SS
3 21	CHIANG, TAI-CHUAN	RIG/RIG	LF
4 08	WU, SHIH-HSIH	RIG/RIG	3B
5 05	WANG, KUANG-SHIH	RIG/RIG	1B
6 45	CHANG, WEN-CHUNG	LEF/LEF	RF
7 37	CHANG, CHENG-HSIEN	RIG/RIG	D
8 22	PAI, KUN-HONG	RIG/RIG	C
9 13	LIAO, MING-HSIUNG	RIG/RIG	CF
01	LIN, CHAO-HUANG	RIG/RIG	P
02	LIN, KUN-HAN	RIG/RIG	*
06	CHEN, WEI-CHEN	RIG/RIG	*
07	HUANG, WEN-PO	RIG/RIG	*
10	CHANG, YAW-TEING	RIG/RIG	*
18	LO, CHEN-JUNG	LEF/LEF	*
20	CHEN, CHI-HSIN	RIG/RIG	*
25	KUO LEE, CHIEN-FU	RIG/RIG	*
27	KU, KUO-CHIAN	RIG/RIG	*
36	TSAI, MING-HUNG	RIG/RIG	*
46	JONG, YEU-JENG	RIG/RIG	*

Preliminary

USA 3 - 8 JPN

INNINGS

	1	2	3	4	5	6	7	8	9	Runs	Hits	Errors	LOB	DP
JPN Japan	0	4	0	0	0	4	0	0	0	8	14	1	9	1
USA U.S. of America	0	0	0	2	1	0	0	0	0	3	6	2	7	2

USA	188	Batting average (BAVE)	389	JPN
	281	Slugging average (SLG)	528	
	952	Fielding average (FAVE)	971	
	-	Home runs (HR)	-	
	2	Runs batted in (RBI)	8	

Team: **JPN Japan**

Head coach: YAMANAKA, MASATAKE

Coach: NOBATA, HIROO

Coach: ARAI, NOBUHISA

L/R hded Flding

B. No.	Name	Fie/Bat	Position
1 01	OSHIMA, KOICHI	RIG/AMB	2B
2 06	TOGO, AKIHIRO	RIG/RIG	SS
3 25	SATO, SHINICHI	RIG/RIG	RF
4 05	TOKUNAGA, KOJI	RIG/RIG	1B
5 03	WAKABAYASHI, SHIGEKI	RIG/RIG	3B
6 07	KOJIMA, HIROTAMI	RIG/RIG	D
7 08	KOKUBO, HIROKI	RIG/RIG	LF
8 10	TAKAMI, YASUNORI	RIG/RIG	C
9 09	SAKAGUCHI, HIROYUKI	LEF/LEF	CF
18	ITO, TOMOHITO	RIG/RIG	P
04	NISHI, MASAFUMI	RIG/LEF	*
12	SATO, YASUHIRO	RIG/RIG	*
14	SUGIYAMA, KENTO	LEF/LEF	*
15	WATANABE, KATSUMI	LEF/RIG	*
16	NISHI YAMA, KAZUTAKA	RIG/RIG	*
17	KOHIYAMA, MASAHITO	RIG/RIG	*
19	SUGIURA, MASANORI	RIG/RIG	*
23	MIWA, TAKASHI	RIG/RIG	*
26	NAKAMOTO, HIROSHI	LEF/LEF	*
28	KAWABATA, SHINICHIRO	RIG/LEF	*

Team: **USA United States of America**

Head coach: FRASER, RON

Coach: KELLEY, BRAD

Coach: SNOW, DAVID A.

L/R hded Flding

B. No.	Name	Fie/Bat	Position
1 07	MURRAY, CALVIN DUANE	RIG/RIG	LF
2 21	GIAMBI, JASON G.	RIG/LEF	1B
3 12	HAMMONDS, JEFFREY B.	RIG/RIG	CF
4 19	TUCKER, MICHAEL	RIG/LEF	D
5 23	NEVIN, PHILLIP JOSEPH	RIG/RIG	3B
6 38	MCCONNELL, CHAD MICHAEL	RIG/RIG	RF
7 30	VARITEK, JASON ANDREW	RIG/AMB	C
8 05	GARCIAPARRA, ANTHONY N.	RIG/RIG	SS
9 08	WIMMER, CHRIS S.	RIG/RIG	2B
29	VILLONE, RONALD THOMAS JR.	LEF/LEF	P
11	WILSON, CRAIG F.	RIG/RIG	*
20	WALLACE, B.J.	LEF/LEF	*
25	ADAMS, WILLIAM E.	RIG/RIG	*
31	ROBERTS, CHRISTOPHER	LEF/RIG	*
32	GREENE, RICHARD DOUGLAS	RIG/RIG	*
34	HELLING, RICKY A.	RIG/RIG	*
35	ALKIRE II, ROBERT JEFFREY	LEF/LEF	*
36	KIRKREIT, DARON JON	RIG/RIG	*
37	DREIFORT, DARREN JOHN	RIG/RIG	*
42	JOHNSON, CHARLES E.	RIG/RIG	*



Beisbol
Hombres

Beisbol
Hombres

Baseball
Hommes

Baseball
Men

Preliminary

		ESP 1 - 4 USA													
		INNINGS													
		1	2	3	4	5	6	7	8	9	Runs	Hits	Errors	LOB	DP
USA	U.S. of America	1	0	2	1	0	0	0	0	0	4	5	0	11	2
ESP	Spain	0	0	0	1	0	0	0	0	0	1	3	2	4	1
ESP	111	Batting average (BAVE)									172	USA			
	148	Slugging average (SLG)									276				
	952	Fielding average (FAVE)									1000				
		Home runs (HR)									1				
		Runs batted in (RBI)									3				

Team: USA United States of America

Head coach: FRASER, RON

Coach: KELLEY, BRAD

Coach: WEINSTEIN, JERRY

B. No.	Name	L/R	hdcd	Flding
		Fie/Bat		Position
1	07 MURRAY, CALVIN DUANE	RIG	/RIG	LF
2	08 WIMMER, CHRIS S.	RIG	/RIG	2B
3	12 HAMMONDS, JEFFREY B.	RIG	/RIG	CF
4	19 TUCKER, MICHAEL	RIG	/LEF	D
5	23 NEVIN, PHILLIP JOSEPH	RIG	/RIG	3B
6	21 GIAMBI, JASON G.	RIG	/LEF	1B
7	38 MCCONNELL, CHAD MICHAEL	RIG	/RIG	RF
8	42 JOHNSON, CHARLES E.	RIG	/RIG	C
9	05 GARCIPARRA, ANTHONY N.	RIG	/RIG	SS
35	ALKIRE II, ROBERT JEFFREY	LEF	/LEF	P
11	WILSON, CRAIG F.	RIG	/RIG	*
20	WALLACE, B.J.	LEF	/LEF	*
25	ADAMS, WILLIAM E.	RIG	/RIG	*
29	VILLONE, RONALD THOMAS JR.	LEF	/LEF	*
30	VARITEK, JASON ANDREW	RIG	/AMB	*
31	ROBERTS, CHRISTOPHER	LEF	/RIG	*
32	GREENE, RICHARD DOUGLAS	RIG	/RIG	*
34	HELLING, RICKY A.	RIG	/RIG	*
36	KIRKREIT, DARON JON	RIG	/RIG	*
37	DREIFORT, DARREN JOHN	RIG	/RIG	*

Team: ESP Spain

Head coach: MOLINA, JAKE

Coach: PEREZ ESCRIBANO, JUAN ANTONIO

Coach: ALCAUZAR, JORGE

B. No.	Name	L/R	hdcd	Flding
		Fie/Bat		Position
1	05 SALAZAR CALZADO, ANTONIO	LEF	/LEF	CF
2	07 PARIENTE ALVAREZ, MIGUEL ANGEL	RIG	/RIG	2B
3	29 REBOLLEDA HERRERA, OSCAR	RIG	/RIG	LF
4	17 CANO RIDUEJO, FELIX	RIG	/RIG	P
5	08 ARZA LAURENZ, JOSE	RIG	/RIG	SS
6	23 STELLA PEREZ, MIGUEL	RIG	/RIG	3B
7	18 SALMERON AGULLO, JUAN MANUEL	RIG	/RIG	C
8	28 CIVIT FORNER, XAVIER	RIG	/RIG	1B
9	11 DIEZ SERRA, JAVIER	RIG	/RIG	RF
01	MARTINEZ CARRASCO, MANUEL	RIG	/RIG	*
02	LISARRI TOMAS, JESUS	RIG	/RIG	*
03	BELZA JAURRIETA, JUAN PEDRO	RIG	/RIG	*
06	CORTES GALLEGO, ENRIQUE	RIG	/RIG	*
12	DAMBORENEA GARCIA, JUAN I.	LEF	/LEF	*
14	ARISTU LOZANO, FRANCISCO J.	RIG	/RIG	*
15	LEON ANGUIANO, LUIS CARLOS	LEF	/LEF	*
20	CAMPS QUIBUS, XAVIER	LEF	/RIG	*
21	PULIDO ARANDA, JOSE MARIA	RIG	/RIG	*
24	VALAREZO CAMPS, GABRIEL	LEF	/LEF	*
27	BECERRA PUENTE, JOSE LUIS	RIG	/RIG	*

Preliminary

		PUR 0 - 9 JPN													
		INNINGS													
		1	2	3	4	5	6	7	8	9	Runs	Hits	Errors	LOB	DP
JPN	Japan	1	0	3	0	2	0	0	3	0	9	11	1	11	
PUR	Puerto Rico	0	0	0	0	0	0	0	0	0	0	5	1	8	
PUR	156	Batting average (BAVE)									282	JPN			
	188	Slugging average (SLG)									487				
	972	Fielding average (FAVE)									976				
	-	Home runs (HR)									-				
		Runs batted in (RBI)									8				

Team: JPN Japan

Head coach: YAMANAKA, MASATAKE

Coach: NOBATA, HIROO

Coach: ARAI, NOBUHISA

B. No.	Name	L/R	hdcd	Flding
		Fie/Bat		Position
1	01 OSHIMA, KOICHI	RIG	/AMB	2B
2	06 TOGO, AKIHIRO	RIG	/RIG	SS
3	25 SATO, SHINICHI	RIG	/RIG	RF
4	05 TOKUNAGA, KOJI	RIG	/RIG	1B
5	28 KAWABATA, SHINICHIRO	RIG	/LEF	D
6	03 WAKABAYASHI, SHIGEKI	RIG	/RIG	3B
7	08 KOKUBO, HIROKI	RIG	/RIG	LF
8	10 TAKAMI, YASUNORI	RIG	/RIG	C
9	09 SAKAGUCHI, HIROYUKI	LEF	/LEF	CF
17	KOHIYAMA, MASAHITO	RIG	/RIG	P
04	NISHI, MASAFUMI	RIG	/LEF	*
07	KOJIMA, HIROTAMI	RIG	/RIG	*
12	SATO, YASUHIRO	RIG	/RIG	*
14	SUGIYAMA, KENTO	LEF	/LEF	*
15	WATANABE, KATSUMI	LEF	/RIG	*
16	NISHIYAMA, KAZUTAKA	RIG	/RIG	*
18	ITO, TOMOHITO	RIG	/RIG	*
19	SUGIURA, MASANORI	RIG	/RIG	*
23	MIWA, TAKASHI	RIG	/RIG	*
26	NAKAMOTO, HIROSHI	LEF	/LEF	*

Team: PUR Puerto Rico

Head coach: CARRADERO MURIEL, JOSE M.

Coach: GARCIA CRUZ, JOSE

Coach: CRESPO MORALES, MILTON L.

B. No.	Name	L/R	hdcd	Flding
		Fie/Bat		Position
1	04 ARANZAMENDI TORRES, JORGE	LEF	/LEF	LF
2	26 LOPEZ OCASIO, ROBERTO	RIG	/AMB	2B
3	18 MORALES RODRIGUEZ, ANGEL A.	LEF	/LEF	CF
4	27 GARCIA SANTIAGO, EFFRAIN	RIG	/RIG	1B
5	32 RODRIGUEZ SANTIAGO, HELSON	RIG	/RIG	D
6	03 BRACERO CHEVERE, ALBERT	LEF	/AMB	RF
7	17 SERRANO, MANUEL A.	RIG	/RIG	3B
8	08 LORENZANA OQUENDO, JOSE	RIG	/RIG	C
9	13 RAMOS TORRES, LUIS F.	RIG	/AMB	SS
37	CENSALE, SILVIO	LEF	/LEF	P
02	ROSARIO MARRERO, ABIMAEI	RIG	/RIG	*
11	NIEVES SOTO, EFFRAIN J.	RIG	/RIG	*
12	LOPEZ ORTIZ, GUALBERTO	RIG	/RIG	*
15	VELEZ LEON, WILFREDO	LEF	/LEF	*
20	FIGUEROA, JAMES C.	RIG	/RIG	*
22	SANTIAGO RIVERA, RAFAEL E.	RIG	/RIG	*
23	FELICIANO AMADEO, JESUS I.	LEF	/LEF	*
25	MATEO ROSARIO, JOSE M.	RIG	/RIG	*
29	LOPEZ BOBIAN, ORLANDO A.	LEF	/LEF	*
34	SEPULVEDA PINTO, JOSE A.	RIG	/RIG	*



Beisbol
Hombres

Béisbol
Hombres

Baseball
Hommes

Baseball
Men

Preliminary

		TPE	9 - 10									USA			
		INNINGS													
		1	2	3	4	5	6	7	8	9	Runs	Hits	Errors	LOB	DP
USA	U.S. of America	0	3	0	0	3	1	3	0	0	10	14	1	11	2
TPE	Chinese Taipei	0	0	0	4	0	1	4	0	0	9	9	1	3	1

TPE	273	Batting average (BAVE)	350	USA
	485	Slugging average (SLG)	575	
	975	Fielding average (FAVE)	976	
	2	Home runs (HR)	2	
	8	Runs batted in (RBI)	10	

Team: **USA United States of America**

Head coach: FRASER, RON
 Coach: WEINSTEIN, JERRY
 Coach: KELLEY, BRAD

B. No.	Name	L/R	hded	Flding
		Fie/Bat		Position
1	07 MURRAY, CALVIN DUANE	RIG/RIG		LF
2	08 WIMMER, CHRIS S.	RIG/RIG		2B
3	12 HAMMONDS, JEFFREY B.	RIG/RIG		CF
4	19 TUCKER, MICHAEL	RIG/LEF		D
5	23 NEVIN, PHILLIP JOSEPH	RIG/RIG		3B
6	21 GIAMBI, JASON G.	RIG/LEF		1B
7	38 MCCONNELL, CHAD MICHAEL	RIG/RIG		RF
8	42 JOHNSON, CHARLES E.	RIG/RIG		C
9	05 GARCIPARRA, ANTHONY N.	RIG/RIG		SS
	29 VILLONE, RONALD THOMAS JR.	LEF/LEF		P
	11 WILSON, CRAIG F.	RIG/RIG	*	
	20 WALLACE, B.J.	LEF/LEF	*	
	25 ADAMS, WILLIAM E.	RIG/RIG	*	
	30 VARITEK, JASON ANDREW	RIG/AMB	*	
	31 ROBERTS, CHRISTOPHER	LEF/RIG	*	
	32 GREENE, RICHARD DOUGLAS	RIG/RIG	*	
	34 HELLING, RICKY A.	RIG/RIG	*	
	35 ALKIRE II, ROBERT JEFFREY	LEF/LEF	*	
	36 KIRKREIT, DARON JON	RIG/RIG	*	
	37 DREIFORT, DARREN JOHN	RIG/RIG	*	

Team: **TPE Chinese Taipei**

Head coach: LEE, LAI-FA
 Coach: KAO, YING-CHIEN
 Coach: YANG, HSIEN-MING

B. No.	Name	L/R	hded	Flding
		Fie/Bat		Position
1	17 HUANG, CHUNG-YI	RIG/RIG		2B
2	10 CHANG, YAW-TEING	RIG/RIG		SS
3	21 CHIANG, TAI-CHUAN	RIG/RIG		LF
4	08 WU, SHIH-HSIH	RIG/RIG		3B
5	05 WANG, KUANG-SHIH	RIG/RIG		1B
6	45 CHANG, WEN-CHUNG	LEF/LEF		RF
7	06 CHEN, WEI-CHEN	RIG/RIG		D
8	20 CHEN, CHI-HSIN	RIG/RIG		C
9	13 LIAO, MING-HSIUNG	RIG/RIG		CF
	18 LO, CHEN-JUNG	LEF/LEF		P
	01 LIN, CHAO-HUANG	RIG/RIG	*	
	02 LIN, KUN-HAN	RIG/RIG	*	
	07 HUANG, WEN-PO	RIG/RIG	*	
	16 LO, KUO-CHONG	RIG/RIG	*	
	22 PAI, KUN-HONG	RIG/RIG	*	
	25 KUO LEE, CHIEN-FU	RIG/RIG	*	
	27 KU, KUO-CHIAN	RIG/RIG	*	
	36 TSAI, MING-HUNG	RIG/RIG	*	
	37 CHANG, CHENG-HSIEN	RIG/RIG	*	
	46 JONG, YEU-JENG	RIG/RIG	*	



Beisbol
Homes

Beisbol
Hombres

Baseball
Hommes

Baseball
Men

Preliminary

		PUR 7 - 5		DOM											
		INNINGS													
		1	2	3	4	5	6	7	8	9	Runs	Hits	Errors	LOB	DP
DOM	Dominican Rep.	0	0	0	0	0	0	4	0	1	5	8	4	10	2
PUR	Puerto Rico	2	1	0	0	4	0	0	0	X	7	10	1	8	

PUR	303	Batting average (BAVE)	235	DOM
	394	Slugging average (SLG)	441	
	976	Fielding average (FAVE)	897	
	1	Home runs (HR)	1	
	5	Runs batted in (RBI)	5	

Team: DOM Dominican Republic
 Head coach: AGUASVIVAS MATOS, MARCOS A.
 Coach: AVILA, RAFAEL URBANO
 Coach: ORTIZ KARRAM, JUAN MANUEL

B. No.	Name	L/R	hded	Flding
		Fie/Bat		Position
1	03 GUZMAN, MANUEL	LEF/LEF		RF
2	12 PEÑA, ALEXIS	LEF/LEF		2B
3	10 PEÑA DILONE, TEOFILO	RIG/RIG		CF
4	02 VERAS, JOSE RAMON	RIG/RIG		D
5	08 MERCEDES DIAZ, RAFELITO	RIG/RIG		SS
6	24 OLIVO, ELIAS ALFONSO	RIG/RIG		3B
7	13 PEÑA PICHARDO, FAUSTO ANTONIO	RIG/RIG		LF
8	25 HEREDIA, BENJAMIN	RIG/RIG		1B
9	09 TEJADA, FELIX R.	RIG/RIG		C
	19 VIÑAS, JUAN C.	RIG/RIG		P
	01 NOVA, FELIX MANUEL	RIG/RIG	*	
	05 AQUINO, FABIO	RIG/RIG	*	
	06 CASEY GARCIA, ROBERTO	RIG/RIG	*	
	07 VALDEZ CUEVAS, EUGENIO I.	RIG/RIG	*	
	14 NOVAS, TEODORO	RIG/RIG	*	
	15 VENTURA, CIPRIANO	RIG/RIG	*	
	17 SANCHEZ FERNANDEZ, JUAN A.	RIG/RIG	*	
	21 SOLANO, ROQUE	RIG/RIG	*	
	23 POPOTEUR, SILVESTRE	LEF/LEF	*	
	26 SANTANA, JOSE	RIG/RIG	*	

Team: PUR Puerto Rico
 Head coach: CARRADERO MURIEL, JOSE M.
 Coach: GARCIA CRUZ, JOSE
 Coach: CRESPO MORALES, MILTON L.

B. No.	Name	L/R	hded	Flding
		Fie/Bat		Position
1	04 ARANZAMENDI TORRES, JORGE	LEF/LEF		LF
2	26 LOPEZ OCASIO, ROBERTO	RIG/AMB		2B
3	18 MORALES RODRIGUEZ, ANGEL A.	LEF/LEF		CF
4	27 GARCIA SANTIAGO, EFRAIN	RIG/RIG		1B
5	32 RODRIGUEZ SANTIAGO, HELSON	RIG/RIG		D
6	03 BRACERO CHEVERE, ALBERT	LEF/AMB		RF
7	12 LOPEZ ORTIZ, GUALBERTO	RIG/RIG		3B
8	11 NIEVES SOTO, EFRAIN J.	RIG/RIG		C
9	13 RAMOS TORRES, LUIS F.	RIG/AMB		SS
	23 FELICIANO AMADEO, JESUS I.	LEF/LEF		P
	02 ROSARIO MARRERO, ABIMAEL	RIG/RIG	*	
	08 LORENZANA OQUENDO, JOSE	RIG/RIG	*	
	15 VELEZ LEON, WILFREDO	LEF/LEF	*	
	17 SERRANO, MANUEL A.	RIG/RIG	*	
	20 FIGUEROA, JAMES C.	RIG/RIG	*	
	22 SANTIAGO RIVERA, RAFAEL E.	RIG/RIG	*	
	25 MATEO ROSARIO, JOSE M.	RIG/RIG	*	
	29 LOPEZ BOBIAN, ORLANDO A.	LEF/LEF	*	
	34 SEPULVEDA PINTO, JOSE A.	RIG/RIG	*	
	37 CENSALE, SILVIO	LEF/LEF	*	

Preliminary

		JPN 12 - 1		ESP											
		INNINGS													
		1	2	3	4	5	6	7	8	9	Runs	Hits	Errors	LOB	DP
ESP	Spain	0	0	0	0	0	0	1	1	3	1	2			
JPN	Japan	2	4	0	2	0	4	X	12	11	0	8			

JPN	393	Batting average (BAVE)	130	ESP
	786	Slugging average (SLG)	261	
	1000	Fielding average (FAVE)	958	
	3	Home runs (HR)	1	
	12	Runs batted in (RBI)	1	

Team: ESP Spain
 Head coach: MOLINA, JAKE
 Coach: PEREZ ESCRIBANO, JUAN ANTONIO
 Coach: ALCAUZAR, JORGE

B. No.	Name	L/R	hded	Flding
		Fie/Bat		Position
1	05 SALAZAR CALZADO, ANTONIO	LEF/LEF		CF
2	07 PARIENTE ALVAREZ, MIGUEL ANGEL	RIG/RIG		2B
3	29 REBOLLEDA HERRERA, OSCAR	RIG/RIG		LF
4	17 CANO RIDUEJO, FELIX	RIG/RIG		1B
5	23 STELLA PEREZ, MIGUEL	RIG/RIG		3B
6	08 ARZA LAURENZ, JOSE	RIG/RIG		SS
7	18 SALMERON AGULLO, JUAN MANUEL	RIG/RIG		C
8	28 CIVIT FORNER, XAVIER	RIG/RIG		D
9	11 DIEZ SERRA, JAVIER	RIG/RIG		RF
	24 VALAREZO CAMPS, GABRIEL	LEF/LEF		P
	01 MARTINEZ CARRASCO, MANUEL	RIG/RIG	*	
	02 LISARRI TOMAS, JESUS	RIG/RIG	*	
	03 BELZA JAURRIETA, JUAN PEDRO	RIG/RIG	*	
	06 CORTES GALLEGGO, ENRIQUE	RIG/RIG	*	
	12 DAMBORENEA GARCIA, JUAN I.	LEF/LEF	*	
	14 ARISTU LOZANO, FRANCISCO J.	RIG/RIG	*	
	15 LEON ANGUIANO, LUIS CARLOS	LEF/LEF	*	
	20 CAMPS QUIBUS, XAVIER	LEF/RIG	*	
	21 PULIDO ARANDA, JOSE MARIA	RIG/RIG	*	
	27 BECERRA PUENTE, JOSE LUIS	RIG/RIG	*	

Team: JPN Japan
 Head coach: YAMANAKA, MASATAKE
 Coach: NOBATA, HIROO
 Coach: ARAI, NOBUHISA

B. No.	Name	L/R	hded	Flding
		Fie/Bat		Position
1	01 OSHIMA, KOICHI	RIG/AMB		2B
2	06 TOGO, AKIHIRO	RIG/RIG		SS
3	25 SATO, SHINICHI	RIG/RIG		RF
4	05 TOKUNAGA, KOJI	RIG/RIG		1B
5	03 WAKABAYASHI, SHIGEKI	RIG/RIG		3B
6	09 SAKAGUCHI, HIROYUKI	LEF/LEF		CF
7	07 KOJIMA, HIROTAMI	RIG/RIG		D
8	08 KOKUBO, HIROKI	RIG/RIG		LF
9	10 TAKAMI, YASUNORI	RIG/RIG		C
	18 ITO, TOMOHITO	RIG/RIG		P
	04 NISHI, MASAFUMI	RIG/LEF	*	
	12 SATO, YASUHIRO	RIG/RIG	*	
	14 SUGIYAMA, KENTO	LEF/LEF	*	
	15 WATANABE, KATSUMI	LEF/RIG	*	
	16 NISHIYAMA, KAZUTAKA	RIG/RIG	*	
	17 KOHIYAMA, MASAHITO	RIG/RIG	*	
	19 SUGIURA, MASANORI	RIG/RIG	*	
	23 MIWA, TAKASHI	RIG/RIG	*	
	26 NAKAMOTO, HIROSHI	LEF/LEF	*	
	28 KAWABATA, SHINICHIRO	RIG/LEF	*	



Beisbol
Homes

Beisbol
Hombres

Baseball
Hommes

Baseball
Men

Preliminary

		TPE	10 - 1	PUR											
INNINGS															
		1	2	3	4	5	6	7	8	9	Runs	Hits	Errors	LOB	DP
PUR	Puerto Rico	0	0	0	1	0	0	0	0	0	1	3	1	2	2
TPE	Chinese Taipei	0	0	0	5	2	2	1	0	X	10	13	0	6	1

TPE	394	Batting average (BAVE)	107	PUR
	636	Slugging average (SLG)	107	
	1000	Fielding average (FAVE)	973	
	2	Home runs (HR)	-	
	10	Runs batted in (RBI)	1	

Team: PUR Puerto Rico
 Head coach: CARRADERO MURIEL, JOSE M.
 Coach: GARCIA CRUZ, JOSE
 Coach: CRESPO MORALES, MILTON L.

B. No.	Name	L/R	hdcd	Flding
		Fie/Bat	Position	
1	04 ARANZAMENDI TORRES, JORGE	LEF	LEF	LF
2	13 RAMOS TORRES, LUIS F.	RIG	AMB	SS
3	18 MORALES RODRIGUEZ, ANGEL A.	LEF	LEF	CF
4	27 GARCIA SANTIAGO, EFRAIN	RIG	RIG	1B
5	32 RODRIGUEZ SANTIAGO, HELSON	RIG	RIG	D
6	03 BRACERO CHEVERE, ALBERT	LEF	AMB	RF
7	17 SERRANO, MANUEL A.	RIG	RIG	3B
8	11 NIEVES SOTO, EFRAIN J.	RIG	RIG	C
9	02 ROSARIO MARRERO, ABIMAE	RIG	RIG	2B
20	FIGUEROA, JAMES C.	RIG	RIG	P
08	LORENZANA OQUENDO, JOSE	RIG	RIG	*
12	LOPEZ ORTIZ, GUALBERTO	RIG	RIG	*
15	VELEZ LEON, WILFREDO	LEF	LEF	*
22	SANTIAGO RIVERA, RAFAEL E.	RIG	RIG	*
23	FELICIANO AMADEO, JESUS I.	LEF	LEF	*
25	MATEO ROSARIO, JOSE M.	RIG	RIG	*
26	LOPEZ OCASIO, ROBERTO	RIG	AMB	*
29	LOPEZ BOBIAN, ORLANDO A.	LEF	LEF	*
34	SEPULVEDA PINTO, JOSE A.	RIG	RIG	*
37	CENSALE, SILVIO	LEF	LEF	*

Team: TPE Chinese Taipei
 Head coach: LEE, LAI-FA
 Coach: KAO, YING-CHIEN
 Coach: LIN, HUA-WEI

B. No.	Name	L/R	hdcd	Flding
		Fie/Bat	Position	
1	17 HUANG, CHUNG-YI	RIG	RIG	2B
2	10 CHANG, YAW-TEING	RIG	RIG	SS
3	21 CHIANG, TAI-CHUAN	RIG	RIG	LF
4	08 WU, SHIH-HSIH	RIG	RIG	3B
5	05 WANG, KUANG-SHIH	RIG	RIG	1B
6	45 CHANG, WEN-CHUNG	LEF	LEF	RF
7	37 CHANG, CHENG-HSIEN	RIG	RIG	D
8	22 PAI, KUN-HONG	RIG	RIG	C
9	13 LIAO, MING-HSIUNG	RIG	RIG	CF
25	KUO LEE, CHIEN-FU	RIG	RIG	P
01	LIN, CHAO-HUANG	RIG	RIG	*
02	LIN, KUN-HAN	RIG	RIG	*
06	CHEN, WEI-CHEN	RIG	RIG	*
07	HUANG, WEN-PO	RIG	RIG	*
16	LO, KUO-CHONG	RIG	RIG	*
18	LO, CHEN-JUNG	LEF	LEF	*
20	CHEN, CHI-HSIN	RIG	RIG	*
27	KU, KUO-CHIAN	RIG	RIG	*
36	TSAI, MING-HUNG	RIG	RIG	*
46	JONG, YEU-JENG	RIG	RIG	*

Preliminary

		USA	10 - 0	ITA											
INNINGS															
		1	2	3	4	5	6	7	8	9	Runs	Hits	Errors	LOB	DP
ITA	Italy	0	0	0	0	0	0	0	0	0	0	5	4	6	1
USA	U.S. of America	1	0	1	0	1	1	1	1	5	10	15	1	7	

USA	455	Batting average (BAVE)	172	ITA
	758	Slugging average (SLG)	172	
	968	Fielding average (FAVE)	897	
	1	Home runs (HR)		
	9	Runs batted in (RBI)		

Team: ITA Italy
 Head coach: AMBROSIONI, SILVANO
 Coach: FARAONE, GIAMPIERO
 Coach: VARRIALE, SALVATORE

B. No.	Name	L/R	hdcd	Flding
		Fie/Bat	Position	
1	11 UBANI, MARCO	RIG	RIG	LF
2	20 BAGIALEMANI, RUGGERO	RIG	RIG	SS
3	32 BIANCHI, ROBERTO	RIG	RIG	D
4	09 GAMBUTI, ELIO	RIG	RIG	C
5	05 TRINCI, GUGLIELMO	LEF	RIG	1B
6	40 CARROZZA, LUIGI	RIG	RIG	RF
7	44 FOCHI, MASSIMO	RIG	RIG	2B
8	39 SCHIANCHI, LEONARDO	RIG	RIG	CF
9	06 CECCONI, CLAUDIO	RIG	RIG	3B
19	CECCAROLI, PAOLO	RIG	RIG	P
02	CIARAMELLA, MASSIMO	RIG	RIG	*
12	DE SANCTIS, MAURIZIO	LEF	LEF	*
13	PETRUZZELLI, FRANCESCO	RIG	RIG	*
15	VALLE, FULVIO	RIG	RIG	*
16	MASIN, MASSIMILIANO	LEF	LEF	*
17	SUCCI, ANDREA	RIG	RIG	*
18	TAGLIENTI, CLAUDIO	LEF	LEF	*
22	CRETIS, ROLANDO	RIG	RIG	*
23	D'AURIA, ALBERTO	RIG	RIG	*
55	MELASSI, MASSIMO	RIG	LEF	*

Team: USA United States of America
 Head coach: FRASER, RON
 Coach: KELLEY, BRAD
 Coach: SNOW, DAVID A.

B. No.	Name	L/R	hdcd	Flding
		Fie/Bat	Position	
1	07 MURRAY, CALVIN DUANE	RIG	RIG	LF
2	08 WIMMER, CHRIS S.	RIG	RIG	2B
3	12 HAMMONDS, JEFFREY B.	RIG	RIG	CF
4	19 TUCKER, MICHAEL	RIG	LEF	D
5	23 NEVIN, PHILLIP JOSEPH	RIG	RIG	3B
6	21 GIAMBI, JASON G.	RIG	LEF	1B
7	38 MCCONNELL, CHAD MICHAEL	RIG	RIG	RF
8	30 VARITEK, JASON ANDREW	RIG	AMB	C
9	05 GARCIPARRA, ANTHONY N.	RIG	RIG	SS
20	WALLACE, B.J.	LEF	LEF	P
11	WILSON, CRAIG F.	RIG	RIG	*
25	ADAMS, WILLIAM E.	RIG	RIG	*
29	VILLONE, RONALD THOMAS JR.	LEF	LEF	*
31	ROBERTS, CHRISTOPHER	LEF	RIG	*
32	GREENE, RICHARD DOUGLAS	RIG	RIG	*
34	HELLING, RICKY A.	RIG	RIG	*
35	ALKIRE II, ROBERT JEFFREY	LEF	LEF	*
36	KIRKREIT, DARON JON	RIG	RIG	*
37	DREIFORT, DARREN JOHN	RIG	RIG	*
42	JOHNSON, CHARLES E.	RIG	RIG	*



Beisbol
Homes

Beisbol
Hombres

Baseball
Hommes

Baseball
Men

Preliminary

		JPN 2 - 8		CUB											
		INNINGS									Runs	Hits	Errors	LOB	DP
		1	2	3	4	5	6	7	8	9					
CUB	Cuba	0	0	4	0	0	2	2	0	0	8	15	1	8	1
JPN	Japan	0	0	0	1	0	1	0	0	0	2	5	1	4	1

JPN	172	Batting average (BAVE)	366	CUB
	310	Slugging average (SLG)	707	
	971	Fielding average (FAVE)	976	
	1	Home runs (HR)	3	
	2	Runs batted in (RBI)	8	

Team: **CUB** Cuba

Head coach: FUENTES FLEITAS, JORGE

Coach: GONZALEZ ALAMO, LUIS ENRIQUE

Coach: HERNANDEZ PUENTES, JORGE JUAN

B. No.	Name	L/R	hded	Flding
		Fie/Bat		Position
1	07 VARGAS ALVAREZ, LAZARO	RIG	/RIG	D
2	47 PACHECO MASSO, ANTONIO	RIG	/RIG	2B
3	10 LINARES IZQUIERDO, OMAR	RIG	/RIG	3B
4	46 KINDELAN OLIVARES, ORESTES	RIG	/RIG	LF
5	20 GURRIEL DELGADO, LOURDES	RIG	/RIG	1B
6	32 MESA MARTINEZ, VICTOR	RIG	/RIG	CF
7	55 URRUTIA QUIROGA, ERMIDELIO	RIG	/RIG	RF
8	02 HERNANDEZ PEREZ, ALBERTO	RIG	/RIG	C
9	11 MESA FRESNEDA, GERMAN	RIG	/RIG	SS
28	DIAZ LOREN, GIORGE	LEF	/LEF	P
01	ULACIA ALVAREZ, LUIS	RIG	/LEF	*
12	PADILLA ALFONSO, JUAN	RIG	/RIG	*
24	ESTRADA GONZALEZ, JOSE A.	RIG	/RIG	*
25	FERNANDEZ RODRIGUEZ, OSVALDO	RIG	/RIG	*
26	HERNANDEZ PEDROSO, ORLANDO	RIG	/RIG	*
31	AJETE IGLESIAS, OMAR	LEF	/LEF	*
38	VALDES BERRIEL, JORGE LUIS	LEF	/LEF	*
41	DELGADO DIEZ, JOSE RAUL	RIG	/RIG	*
44	ARROJO AVILA, ROLANDO	RIG	/RIG	*
51	PEREZ RONDON, JUAN CARLOS	RIG	/RIG	*

Team: **JPN** Japan

Head coach: YAMANAKA, MASATAKE

Coach: NOBATA, HIROO

Coach: ARAI, NOBUHISA

B. No.	Name	L/R	hded	Flding
		Fie/Bat		Position
1	01 OSHIMA, KOICHI	RIG	/AMB	2B
2	04 NISHI, MASAFUMI	RIG	/LEF	SS
3	25 SATO, SHINICHI	RIG	/RIG	LF
4	05 TOKUNAGA, KOJI	RIG	/RIG	1B
5	03 WAKABAYASHI, SHIGEKI	RIG	/RIG	3B
6	28 KAWABATA, SHINICHIRO	RIG	/LEF	D
7	26 NAKAMOTO, HIROSHI	LEF	/LEF	RF
8	10 TAKAMI, YASUNORI	RIG	/RIG	C
9	09 SAKAGUCHI, HIROYUKI	LEF	/LEF	CF
15	WATANABE, KATSUMI	LEF	/RIG	P
06	TOGO, AKIHIRO	RIG	/RIG	*
07	KOJIMA, HIROTAMI	RIG	/RIG	*
08	KOKUBO, HIROKI	RIG	/RIG	*
12	SATO, YASUHIRO	RIG	/RIG	*
14	SUGIYAMA, KENTO	LEF	/LEF	*
16	NISHIYAMA, KAZUTAKA	RIG	/RIG	*
17	KOHIYAMA, MASAHITO	RIG	/RIG	*
18	ITO, TOMOHITO	RIG	/RIG	*
19	SUGIURA, MASANORI	RIG	/RIG	*
23	MIWA, TAKASHI	RIG	/RIG	*

Preliminary

		DOM 11 - 2		ESP											
		INNINGS									Runs	Hits	Errors	LOB	DP
		1	2	3	4	5	6	7	8	9					
ESP	Spain	0	0	0	1	0	1	0	0	0	2	4	4	4	4
DOM	Dominican Rep.	0	4	1	0	1	3	0	2	X	11	13	3	10	1

DOM	382	Batting average (BAVE)	133	ESP
	500	Slugging average (SLG)	267	
	935	Fielding average (FAVE)	892	
	-	Home runs (HR)	1	
	10	Runs batted in (RBI)	2	

Team: **ESP** Spain

Head coach: MOLINA, JAKE

Coach: ALCAUZAR, JORGE

Coach: GARCIA FLORES, LORENZO

B. No.	Name	L/R	hded	Flding
		Fie/Bat		Position
1	05 SALAZAR CALZADO, ANTONIO	LEF	/LEF	CF
2	07 PARIENTE ALVAREZ, MIGUEL ANGEL	RIG	/RIG	2B
3	29 REBOLLEDA HERRERA, OSCAR	RIG	/RIG	LF
4	17 CANO RIDUEJO, FELIX	RIG	/RIG	1B
5	23 STELLA PEREZ, MIGUEL	RIG	/RIG	3B
6	08 ARZA LAURENZ, JOSE	RIG	/RIG	SS
7	18 SALMERON AGULLO, JUAN MANUEL	RIG	/RIG	D
8	11 DIEZ SERRA, JAVIER	RIG	/RIG	RF
9	02 LISARRI TOMAS, JESUS	RIG	/RIG	C
28	CIVIT FORNER, XAVIER	RIG	/RIG	P
01	MARTINEZ CARRASCO, MANUEL	RIG	/RIG	*
03	BELZA JAURRIETA, JUAN PEDRO	RIG	/RIG	*
06	CORTES GALLEGU, ENRIQUE	RIG	/RIG	*
12	DAMBORENEA GARCIA, JUAN I.	LEF	/LEF	*
14	ARISTU LOZANO, FRANCISCO J.	RIG	/RIG	*
15	LEON ANGUIANO, LUIS CARLOS	LEF	/LEF	*
20	CAMPS QUIBUS, XAVIER	LEF	/RIG	*
21	PULIDO ARANDA, JOSE MARIA	RIG	/RIG	*
24	VALAREZO CAMPS, GABRIEL	LEF	/LEF	*
27	BECERRA PUENTE, JOSE LUIS	RIG	/RIG	*

Team: **DOM** Dominican Republic

Head coach: AGUASVIVAS MATOS, MARCOS A.

Coach: AVILA, RAFAEL URBANO

Coach: MONTALVO, LUIS ANGEL

B. No.	Name	L/R	hded	Flding
		Fie/Bat		Position
1	03 GUZMAN, MANUEL	LEF	/LEF	RF
2	17 SANCHEZ FERNANDEZ, JUAN A.	RIG	/RIG	D
3	10 PEÑA DILONE, TEOFILO	RIG	/RIG	CF
4	02 VERAS, JOSE RAMON	RIG	/RIG	1B
5	08 MERCEDES DIAZ, RAFELITO	RIG	/RIG	SS
6	24 OLIVO, ELIAS ALFONSO	RIG	/RIG	3B
7	21 SOLANO, ROQUE	RIG	/RIG	LF
8	12 PEÑA, ALEXIS	LEF	/LEF	2B
9	09 TEJADA, FELIX R.	RIG	/RIG	C
15	VENTURA, CIPRIANO	RIG	/RIG	P
01	NOVA, FELIX MANUEL	RIG	/RIG	*
05	AQUINO, FABIO	RIG	/RIG	*
06	CASEY GARCIA, ROBERTO	RIG	/RIG	*
07	VALDEZ CUEVAS, EUGENIO I.	RIG	/RIG	*
13	PEÑA PICHARDO, FAUSTO ANTONIO	RIG	/RIG	*
14	NOVAS, TEODORO	RIG	/RIG	*
19	VIÑAS, JUAN C.	RIG	/RIG	*
23	POPOTEUR, SILVESTRE	LEF	/LEF	*
25	HEREDIA, BENJAMIN	RIG	/RIG	*
26	SANTANA, JOSE	RIG	/RIG	*



Beisbol
Homes

Béisbol
Hombres

Baseball
Hommes

Baseball
Men

Preliminary

		DOM	0 - 17	JPN										
INNINGS														
	1	2	3	4	5	6	7	8	9	Runs	Hits	Errors	LOB	DP
JPN Japan	1	1	4	1	1	5	4			17	18	0	11	1
DOM Dominican Rep.	0	0	0	0	0	0	0			0	3	2	4	

DOM	130	Batting average (BAVE)	500	JPN
	130	Slugging average (SLG)	917	
	933	Fielding average (FAVE)	1000	
-		Home runs (HR)	3	
-		Runs batted in (RBI)	16	

Team: JPN Japan

Head coach: YAMANAKA, MASATAKE

Coach: NOBATA, HIROO

Coach: ARAI, NOBUHISA

B. No.	Name	L/R	hded	Flding
		Fie / Bat		Position
1 06	TOGO, AKIHIRO	RIG / RIG		SS
2 04	NISHI, MASAFUMI	RIG / LEF		2B
3 25	SATO, SHINICHI	RIG / RIG		RF
4 05	TOKUNAGA, KOJI	RIG / RIG		1B
5 03	WAKABAYASHI, SHIGEKI	RIG / RIG		3B
6 08	KOKUBO, HIROKI	RIG / RIG		LF
7 07	KOJIMA, HIROTAMI	RIG / RIG		D
8 10	TAKAMI, YASUNORI	RIG / RIG		C
9 09	SAKAGUCHI, HIROYUKI	LEF / LEF		CF
14	SUGIYAMA, KENTO	LEF / LEF		P
01	OSHIMA, KOICHI	RIG / AMB	*	
12	SATO, YASUHIRO	RIG / RIG	*	
15	WATANABE, KATSUMI	LEF / RIG	*	
16	NISHI YAMA, KAZUTAKA	RIG / RIG	*	
17	KOHIYAMA, MASAHITO	RIG / RIG	*	
18	ITO, TOMOHITO	RIG / RIG	*	
19	SUGIURA, MASANORI	RIG / RIG	*	
23	MIWA, TAKASHI	RIG / RIG	*	
26	NAKAMOTO, HIROSHI	LEF / LEF	*	
28	KAWABATA, SHINICHIRO	RIG / LEF	*	

Team: DOM Dominican Republic

Head coach: AGUASVIVAS MATOS, MARCOS A.

Coach: AVILA, RAFAEL URBANO

Coach: ORTIZ KARRAM, JUAN MANUEL

B. No.	Name	L/R	hded	Flding
		Fie / Bat		Position
1 03	GUZMAN, MANUEL	LEF / LEF		RF
2 17	SANCHEZ FERNANDEZ, JUAN A.	RIG / RIG		3B
3 10	PEÑA DILONE, TEOFILO	RIG / RIG		CF
4 02	VERAS, JOSE RAMON	RIG / RIG		1B
5 08	MERCEDES DIAZ, RAFELITO	RIG / RIG		SS
6 24	OLIVO, ELIAS ALFONSO	RIG / RIG		2B
7 21	SOLANO, ROQUE	RIG / RIG		LF
8 25	HEREDIA, BENJAMIN	RIG / RIG		D
9 09	TEJADA, FELIX R.	RIG / RIG		C
26	SANTANA, JOSE	RIG / RIG		P
01	NOVA, FELIX MANUEL	RIG / RIG	*	
05	AQUINO, FABIO	RIG / RIG	*	
06	CASEY GARCIA, ROBERTO	RIG / RIG	*	
07	VALDEZ CUEVAS, EUGENIO I.	RIG / RIG	*	
12	PEÑA, ALEXIS	LEF / LEF	*	
13	PEÑA PICHARDO, FAUSTO ANTONIO	RIG / RIG	*	
14	NOVAS, TEODORO	RIG / RIG	*	
15	VENTURA, CIPRIANO	RIG / RIG	*	
19	VIÑAS, JUAN C.	RIG / RIG	*	
23	POPOTEUR, SILVESTRE	LEF / LEF	*	

Preliminary

		PUR	2 - 0	ITA										
INNINGS														
	1	2	3	4	5	6	7	8	9	Runs	Hits	Errors	LOB	DP
ITA Italy	0	0	0	0	0	0	0	0	0	0	4	0	6	
PUR Puerto Rico	1	0	0	1	0	0	0	0	X	2	7	0	5	3

PUR	233	Batting average (BAVE)	154	ITA
	333	Slugging average (SLG)	192	
	1000	Fielding average (FAVE)	1000	
-		Home runs (HR)	-	
1		Runs batted in (RBI)		

Team: ITA Italy

Head coach: AMBROSIONI, SILVANO

Coach: FARAONE, GIAMPIERO

Coach: VARRIALE, SALVATORE

B. No.	Name	L/R	hded	Flding
		Fie / Bat		Position
1 11	UBANI, MARCO	RIG / RIG		LF
2 20	BAGIALEMANI, RUGGERO	RIG / RIG		SS
3 32	BIANCHI, ROBERTO	RIG / RIG		D
4 09	GAMBUTI, ELIO	RIG / RIG		C
5 05	TRINCI, GUGLIELMO	LEF / RIG		1B
6 44	FOCHI, MASSIMO	RIG / RIG		2B
7 17	SUCCI, ANDREA	RIG / RIG		RF
8 39	SCHIANCHI, LEONARDO	RIG / RIG		CF
9 06	CECCONI, CLAUDIO	RIG / RIG		3B
15	VALLE, FULVIO	RIG / RIG		P
02	CIARAMELLA, MASSIMO	RIG / RIG	*	
12	DE SANCTIS, MAURIZIO	LEF / LEF	*	
13	PETRUZZELLI, FRANCESCO	RIG / RIG	*	
16	MASIN, MASSIMILIANO	LEF / LEF	*	
18	TAGLIANTI, CLAUDIO	LEF / LEF	*	
19	CECCAROLI, PAOLO	RIG / RIG	*	
22	CRETIS, ROLANDO	RIG / RIG	*	
23	D'AURIA, ALBERTO	RIG / RIG	*	
40	CARROZZA, LUIGI	RIG / RIG	*	
55	MELASSI, MASSIMO	RIG / LEF	*	

Team: PUR Puerto Rico

Head coach: CARRADERO MURIEL, JOSE M.

Coach: GARCIA CRUZ, JOSE

Coach: VELEZ FRANCESCHI, OTONIEL

B. No.	Name	L/R	hded	Flding
		Fie / Bat		Position
1 04	ARANZAMENDI TORRES, JORGE	LEF / LEF		LF
2 13	RAMOS TORRES, LUIS F.	RIG / AMB		SS
3 18	MORALES RODRIGUEZ, ANGEL A.	LEF / LEF		CF
4 27	GARCIA SANTIAGO, EFRAIN	RIG / RIG		1B
5 03	BRACERO CHEVERE, ALBERT	LEF / AMB		RF
6 12	LOPEZ ORTIZ, GUALBERTO	RIG / RIG		3B
7 32	RODRIGUEZ SANTIAGO, HELSON	RIG / RIG		D
8 08	LORENZANA OQUENDO, JOSE	RIG / RIG		C
9 26	LOPEZ OCASIO, ROBERTO	RIG / AMB		2B
15	VELEZ LEON, WILFREDO	LEF / LEF		P
02	ROSARIO MARRERO, ABIMAEI	RIG / RIG	*	
11	NIEVES SOTO, EFRAIN J.	RIG / RIG	*	
17	SERRANO, MANUEL A.	RIG / RIG	*	
20	FIGUEROA, JAMES C.	RIG / RIG	*	
22	SANTIAGO RIVERA, RAFAEL E.	RIG / RIG	*	
23	FELICIANO AMADEO, JESUS I.	LEF / LEF	*	
25	MATEO ROSARIO, JOSE M.	RIG / RIG	*	
29	LOPEZ BOBIAN, ORLANDO A.	LEF / LEF	*	
34	SEPULVEDA PINTO, JOSE A.	RIG / RIG	*	
37	CENSALE, SILVIO	LEF / LEF	*	



Beisbol
Homes

Beisbol
Hombres

Baseball
Hommes

Baseball
Men

Preliminary

		CUB 9 - 6 USA													
		INNINGS									Runs	Hits	Errors	LOB	DP
		1	2	3	4	5	6	7	8	9					
USA U.S. of America		5	0	0	0	0	0	1	0	0	6	9	5	6	1
CUB Cuba		0	0	4	2	0	3	0	0	X	9	13	4	7	1

CUB				USA
371	Batting average (BAVE)			265
486	Slugging average (SLG)			353
909	Fielding average (FAVE)			878
1	Home runs (HR)			1
6	Runs batted in (RBI)			4

Team: USA United States of America

Head coach: FRASER, RON
Coach: KELLEY, BRAD
Coach: WEINSTEIN, JERRY

B. No.	Name	L/R	hded	Flding
		Fie/Bat		Position
1 07	MURRAY, CALVIN DUANE	RIG	/RIG	LF
2 08	WIMMER, CHRIS S.	RIG	/RIG	2B
3 12	HAMMONDS, JEFFREY B.	RIG	/RIG	CF
4 19	TUCKER, MICHAEL	RIG	/LEF	D
5 23	NEVIN, PHILLIP JOSEPH	RIG	/RIG	3B
6 21	GIAMBI, JASON G.	RIG	/LEF	1B
7 38	MCCONNELL, CHAD MICHAEL	RIG	/RIG	RF
8 42	JOHNSON, CHARLES E.	RIG	/RIG	C
9 05	GARCIAPARRA, ANTHONY N.	RIG	/RIG	SS
34	HELLING, RICKY A.	RIG	/RIG	P
11	WILSON, CRAIG F.	RIG	/RIG	*
20	WALLACE, B.J.	LEF	/LEF	*
25	ADAMS, WILLIAM E.	RIG	/RIG	*
29	VILLONE, RONALD THOMAS JR.	LEF	/LEF	*
30	VARITEK, JASON ANDREW	RIG	/AMB	*
31	ROBERTS, CHRISTOPHER	LEF	/RIG	*
32	GREENE, RICHARD DOUGLAS	RIG	/RIG	*
35	ALKIRE II, ROBERT JEFFREY	LEF	/LEF	*
36	KIRKREIT, DARON JON	RIG	/RIG	*
37	DREIFORT, DARREN JOHN	RIG	/RIG	*

Team: CUB Cuba

Head coach: FUENTES FLEITAS, JORGE
Coach: GONZALEZ ALAMO, LUIS ENRIQUE
Coach: HERNANDEZ PUENTES, JORGE JUAN

B. No.	Name	L/R	hded	Flding
		Fie/Bat		Position
1 07	VARGAS ALVAREZ, LAZARO	RIG	/RIG	D
2 47	PACHECO MASSO, ANTONIO	RIG	/RIG	2B
3 10	LINARES IZQUIERDO, OMAR	RIG	/RIG	3B
4 46	KINDELAN OLIVARES, ORESTES	RIG	/RIG	LF
5 20	GURRIEL DELGADO, LOURDES	RIG	/RIG	1B
6 32	MESA MARTINEZ, VICTOR	RIG	/RIG	CF
7 55	URRUTIA QUIROGA, ERMIDELIO	RIG	/RIG	RF
8 02	HERNANDEZ PEREZ, ALBERTO	RIG	/RIG	C
9 11	MESA FRESNEDA, GERMAN	RIG	/RIG	SS
26	HERNANDEZ PEDROSO, ORLANDO	RIG	/RIG	P
01	ULACIA ALVAREZ, LUIS	RIG	/LEF	*
12	PADILLA ALFONSO, JUAN	RIG	/RIG	*
24	ESTRADA GONZALEZ, JOSE A.	RIG	/RIG	*
25	FERNANDEZ RODRIGUEZ, OSVALDO	RIG	/RIG	*
28	DIAZ LOREN, GIORGE	LEF	/LEF	*
31	AJETE IGLESIAS, OMAR	LEF	/LEF	*
38	VALDES BERRIEL, JORGE LUIS	LEF	/LEF	*
41	DELGADO DIEZ, JOSE RAUL	RIG	/RIG	*
44	ARROJO AVILA, ROLANDO	RIG	/RIG	*
51	PEREZ RONDON, JUAN CARLOS	RIG	/RIG	*

Preliminary

		TPE 20 - 0 ESP													
		INNINGS									Runs	Hits	Errors	LOB	DP
		1	2	3	4	5	6	7	8	9					
ESP Spain		0	0	0	0	0	0	0	0	0	0	2	0	3	1
TPE Chinese Taipei		7	3	4	6	0	0	X			20	19	1	7	2

TPE				ESP
543	Batting average (BAVE)			87
857	Slugging average (SLG)			87
964	Fielding average (FAVE)			1000
1	Home runs (HR)			-
18	Runs batted in (RBI)			-

Team: ESP Spain

Head coach: MOLINA, JAKE
Coach: ALCAUZAR, JORGE
Coach: PEREZ ESCRIBANO, JUAN ANTONIO

B. No.	Name	L/R	hded	Flding
		Fie/Bat		Position
1 05	SALAZAR CALZADO, ANTONIO	LEF	/LEF	CF
2 07	PARIENTE ALVAREZ, MIGUEL ANGEL	RIG	/RIG	2B
3 29	REBOLLEDA HERRERA, OSCAR	RIG	/RIG	LF
4 17	CANO RIDUEJO, FELIX	RIG	/RIG	D
5 23	STELLA PEREZ, MIGUEL	RIG	/RIG	3B
6 06	CORTES GALLEGO, ENRIQUE	RIG	/RIG	SS
7 28	CIVIT FORNER, XAVIER	RIG	/RIG	1B
8 18	SALMERON AGULLO, JUAN MANUEL	RIG	/RIG	C
9 11	DIEZ SERRA, JAVIER	RIG	/RIG	RF
27	BECERRA PUENTE, JOSE LUIS	RIG	/RIG	P
01	MARTINEZ CARRASCO, MANUEL	RIG	/RIG	*
02	LISARRI TOMAS, JESUS	RIG	/RIG	*
03	BELZA JAURRIETA, JUAN PEDRO	RIG	/RIG	*
08	ARZA LAURENZ, JOSE	RIG	/RIG	*
12	DAMBORENEA GARCIA, JUAN I.	LEF	/LEF	*
14	ARISTU LOZANO, FRANCISCO J.	RIG	/RIG	*
15	LEON ANGUIANO, LUIS CARLOS	LEF	/LEF	*
20	CAMPS QUIBUS, XAVIER	LEF	/RIG	*
21	PULIDO ARANDA, JOSE MARIA	RIG	/RIG	*
24	VALAREZO CAMPS, GABRIEL	LEF	/LEF	*

Team: TPE Chinese Taipei

Head coach: LEE, LAI-FA
Coach: KAO, YING-CHIEN
Coach: LIN, HUA-WEI

B. No.	Name	L/R	hded	Flding
		Fie/Bat		Position
1 17	HUANG, CHUNG-YI	RIG	/RIG	2B
2 10	CHANG, YAW-TEING	RIG	/RIG	SS
3 21	CHIANG, TAI-CHUAN	RIG	/RIG	LF
4 08	WU, SHIH-HSIH	RIG	/RIG	3B
5 05	WANG, KUANG-SHIH	RIG	/RIG	1B
6 45	CHANG, WEN-CHUNG	LEF	/LEF	RF
7 13	LIAO, MING-HSIUNG	RIG	/RIG	CF
8 06	CHEN, WEI-CHEN	RIG	/RIG	D
9 20	CHEN, CHI-HSIN	RIG	/RIG	C
36	TSAI, MING-HUNG	RIG	/RIG	P
01	LIN, CHAO-HUANG	RIG	/RIG	*
02	LIN, KUN-HAN	RIG	/RIG	*
07	HUANG, WEN-PO	RIG	/RIG	*
16	LO, KUO-CHONG	RIG	/RIG	*
18	LO, CHEN-JUNG	LEF	/LEF	*
22	PAI, KUN-HONG	RIG	/RIG	*
25	KUO LEE, CHIEN-FU	RIG	/RIG	*
27	KU, KUO-CHIAN	RIG	/RIG	*
37	CHANG, CHENG-HSIEN	RIG	/RIG	*
46	JONG, YEU-JENG	RIG	/RIG	*



Beisbol
Homes

Beisbol
Hombres

Baseball
Hommes

Baseball
Men

Preliminary

		JPN 13 - 3		ITA											
INNINGS															
		1	2	3	4	5	6	7	8	9	Runs	Hits	Errors	LOB	DP
ITA	Italy	0	0	0	0	1	2	0	0	0	3	6	0	5	1
JPN	Japan	4	0	1	5	0	2	0	1	0	13	11	0	4	1

JPN	407	Batting average (BAVE)	207	ITA
	852	Slugging average (SLG)	448	
	1000	Fielding average (FAVE)	1000	
	3	Home runs (HR)	2	
	13	Runs batted in (RBI)	3	

Team: **ITA Italy**
 Head coach: AMBROSIONI, SILVANO
 Coach: FARAONE, GIAMPIERO
 Coach: VARRIALE, SALVATORE

B. No.	Name	L/R	hd	Flding
		Fie/Bat		Position
1 11	UBANI, MARCO	RIG / RIG		LF
2 20	BAGIALEMANI, RUGGERO	RIG / RIG		SS
3 32	BIANCHI, ROBERTO	RIG / RIG		D
4 05	TRINCI, GUGLIELMO	LEF / RIG		1B
5 40	CARROZZA, LUIGI	RIG / RIG		RF
6 44	FOCHI, MASSIMO	RIG / RIG		2B
7 17	SUCCI, ANDREA	RIG / RIG		CF
8 09	GAMBUTI, ELJO	RIG / RIG		C
9 23	D'AURIA, ALBERTO	RIG / RIG		3B
22	CRETIS, ROLANDO	RIG / RIG		P
02	CIARAMELLA, MASSIMO	RIG / RIG	*	
06	CECCONI, CLAUDIO	RIG / RIG	*	
12	DE SANCTIS, MAURIZIO	LEF / LEF	*	
13	PETRUZZELLI, FRANCESCO	RIG / RIG	*	
15	VALLE, FULVIO	RIG / RIG	*	
16	SCHIANCHI, LEONARDO	RIG / RIG	*	
18	TAGLIENTI, CLAUDIO	LEF / LEF	*	
19	CECCAROLI, PAOLO	RIG / RIG	*	
55	MELASSI, MASSIMO	RIG / LEF	*	

Team: **JPN Japan**
 Head coach: YAMANAKA, MASATAKE
 Coach: NOBATA, HIROO
 Coach: ARAI, NOBUHISA

B. No.	Name	L/R	hd	Flding
		Fie/Bat		Position
1 01	OSHIMA, KOICHI	RIG / AMB		2B
2 06	TOGO, AKIHIRO	RIG / RIG		SS
3 25	SATO, SHINICHI	RIG / RIG		LF
4 05	TOKUNAGA, KOJI	RIG / RIG		1B
5 03	WAKABAYASHI, SHIGEKI	RIG / RIG		3B
6 28	KAWABATA, SHINICHIRO	RIG / LEF		D
7 08	KOKUBO, HIROKI	RIG / RIG		CF
8 26	NAKAMOTO, HIROSHI	LEF / LEF		RF
9 10	TAKAMI, YASUNORI	RIG / RIG		C
18	ITO, TOMOHITO	RIG / RIG		P
04	NISHI, MASAFUMI	RIG / LEF	*	
07	KOJIMA, HIROTAMI	RIG / RIG	*	
09	SAKAGUCHI, HIROYUKI	LEF / LEF	*	
12	SATO, YASUHIRO	RIG / RIG	*	
14	SUGIYAMA, KENTO	LEF / LEF	*	
15	WATANABE, KATSUMI	LEF / RIG	*	
16	NISHIYAMA, KAZUTAKA	RIG / RIG	*	
17	KOHIYAMA, MASAHIRO	RIG / RIG	*	
19	SUGIURA, MASANORI	RIG / RIG	*	
23	MIWA, TAKASHI	RIG / RIG	*	

Preliminary

		DOM 0 - 11		TPE											
INNINGS															
		1	2	3	4	5	6	7	8	9	Runs	Hits	Errors	LOB	DP
TPE	Chinese Taipei	4	0	0	1	1	3	2	0	0	11	13	0	9	
DOM	Dominican Rep.	0	0	0	0	0	0	0	0	0	0	6	0	7	

DOM	222	Batting average (BAVE)	406	TPE
	259	Slugging average (SLG)	500	
	1000	Fielding average (FAVE)	1000	
	-	Home runs (HR)	-	
		Runs batted in (RBI)	11	

Team: **TPE Chinese Taipei**
 Head coach: LEE, LAI-FA
 Coach: KAO, YING-CHIEN
 Coach: LIN, HUA-WEI

B. No.	Name	L/R	hd	Flding
		Fie/Bat		Position
1 17	HUANG, CHUNG-YI	RIG / RIG		2B
2 10	CHANG, YAW-TEING	RIG / RIG		SS
3 21	CHIANG, TAI-CHUAN	RIG / RIG		LF
4 08	WU, SHIH-HSIH	RIG / RIG		3B
5 05	WANG, KUANG-SHIH	RIG / RIG		1B
6 45	CHANG, WEN-CHUNG	LEF / LEF		RF
7 06	CHEN, WEI-CHEN	RIG / RIG		D
8 22	PAI, KUN-HONG	RIG / RIG		C
9 13	LIAO, MING-HSIUNG	RIG / RIG		CF
01	LIN, CHAO-HUANG	RIG / RIG		P
02	LIN, KUN-HAN	RIG / RIG	*	
07	HUANG, WEN-PO	RIG / RIG	*	
16	LO, KUO-CHONG	RIG / RIG	*	
18	LO, CHEN-JUNG	LEF / LEF	*	
20	CHEN, CHI-HSIN	RIG / RIG	*	
25	KUO LEE, CHIEN-FU	RIG / RIG	*	
27	KU, KUO-CHIAN	RIG / RIG	*	
36	TSAI, MING-HUNG	RIG / RIG	*	
37	CHANG, CHENG-HSIEN	RIG / RIG	*	
46	JONG, YEU-JENG	RIG / RIG	*	

Team: **DOM Dominican Republic**
 Head coach: AGUASVIVAS MATOS, MARCOS A.
 Coach: AVILA, RAFAEL URBANO
 Coach: ORTIZ KARRAM, JUAN MANUEL

B. No.	Name	L/R	hd	Flding
		Fie/Bat		Position
1 03	GUZMAN, MANUEL	LEF / LEF		RF
2 10	PEÑA DILONE, TEOFILO	RIG / RIG		CF
3 02	VERAS, JOSE RAMON	RIG / RIG		LF
4 17	SANCHEZ FERNANDEZ, JUAN A.	RIG / RIG		D
5 08	MERCEDES DIAZ, RAFELITO	RIG / RIG		SS
6 24	OLIVO, ELIAS ALFONSO	RIG / RIG		3B
7 12	PEÑA, ALEXIS	LEF / LEF		2B
8 25	HEREDIA, BENJAMIN	RIG / RIG		1B
9 09	TEJADA, FELIX R.	RIG / RIG		C
01	NOVA, FELIX MANUEL	RIG / RIG		P
05	AQUINO, FABIO	RIG / RIG	*	
06	CASEY GARCIA, ROBERTO	RIG / RIG	*	
07	VALDEZ CUEVAS, EUGENIO I.	RIG / RIG	*	
13	PEÑA PICHARDO, FAUSTO ANTONIO	RIG / RIG	*	
14	NOVAS, TEODORO	RIG / RIG	*	
15	VENTURA, CIPRIANO	RIG / RIG	*	
19	VIÑAS, JUAN C.	RIG / RIG	*	
21	SOLANO, ROQUE	RIG / RIG	*	
23	POPOTEUR, SILVESTRE	LEF / LEF	*	
26	SANTANA, JOSE	RIG / RIG	*	



Beisbol
Hombres

Beisbol
Hombres

Baseball
Hommes

Baseball
Men

Preliminary

		ESP 0 - 18 CUB													
		INNINGS									Runs	Hits	Errors	LOB	DP
		1	2	3	4	5	6	7	8	9					
CUB	Cuba	0	6	0	6	0	6	0			18	16	1	10	1
ESP	Spain	0	0	0	0	0	0	0			0	2	5	2	

ESP					CUB
91	Batting average (BAVE)				390
91	Slugging average (SLG)				512
833	Fielding average (FAVE)				970
	Home runs (HR)				1
-	Runs batted in (RBI)				16

Team: CUB Cuba

Head coach: FUENTES FLEITAS, JORGE
 Coach: GONZALEZ ALAMO, LUIS ENRIQUE
 Coach: HERNANDEZ PUENTES, JORGE JUAN

B. No.	Name	L/R	hded	Flding
		Fie/Bat		Position
1 01	ULACIA ALVAREZ, LUIS	RIG/LEF		LF
2 07	VARGAS ALVAREZ, LAZARO	RIG/RIG		3B
3 47	PACHECO MASSO, ANTONIO	RIG/RIG		D
4 10	LINARES IZQUIERDO, OMAR	RIG/RIG		SS
5 20	GURRIEL DELGADO, LOURDES	RIG/RIG		1B
6 55	URRUTIA QUIROGA, ERMIDELIO	RIG/RIG		RF
7 41	DELGADO DIEZ, JOSE RAUL	RIG/RIG		C
8 12	PADILLA ALFONSO, JUAN	RIG/RIG		2B
9 24	ESTRADA GONZALEZ, JOSE A.	RIG/RIG		CF
44	ARROJO AVILA, ROLANDO	RIG/RIG		P
02	HERNANDEZ PEREZ, ALBERTO	RIG/RIG	*	
11	MESA FRESNEDA, GERMAN	RIG/RIG	*	
25	FERNANDEZ RODRIGUEZ, OSVALDO	RIG/RIG	*	
26	HERNANDEZ PEDROSO, ORLANDO	RIG/RIG	*	
28	DIAZ LOREN, GIORGE	LEF/LEF	*	
31	AJETE IGLESIAS, OMAR	LEF/LEF	*	
32	MESA MARTINEZ, VICTOR	RIG/RIG	*	
38	VALDES BERRIEL, JORGE LUIS	LEF/LEF	*	
46	KINDELAN OLIVARES, ORESTES	RIG/RIG	*	
51	PEREZ RONDON, JUAN CARLOS	RIG/RIG	*	

Team: ESP Spain

Head coach: MOLINA, JAKE
 Coach: PEREZ ESCRIBANO, JUAN ANTONIO
 Coach: ALCAUZAR, JORGE

B. No.	Name	L/R	hded	Flding
		Fie/Bat		Position
1 05	SALAZAR CALZADO, ANTONIO	LEF/LEF		CF
2 07	PARIENTE ALVAREZ, MIGUEL ANGEL	RIG/RIG		3B
3 06	CORTES GALLEG0, ENRIQUE	RIG/RIG		SS
4 28	CIVIT FORNER, XAVIER	RIG/RIG		1B
5 15	LEON ANGUIANO, LUIS CARLOS	LEF/LEF		D
6 11	DIEZ SERRA, JAVIER	RIG/RIG		RF
7 01	MARTINEZ CARRASCO, MANUEL	RIG/RIG		2B
8 03	BELZA JAURRIETA, JUAN PEDRO	RIG/RIG		LF
9 02	LISARRI TOMAS, JESUS	RIG/RIG		C
20	CAMPS QUIBUS, XAVIER	LEF/RIG		P
08	ARZA LAURENZ, JOSE	RIG/RIG	*	
12	DAMBORENEA GARCIA, JUAN I.	LEF/LEF	*	
14	ARISTU LOZANO, FRANCISCO J.	RIG/RIG	*	
17	CANO RIDUEJO, FELIX	RIG/RIG	*	
18	SALMERON AGULLO, JUAN MANUEL	RIG/RIG	*	
21	PULIDO ARANDA, JOSE MARIA	RIG/RIG	*	
23	STELLA PEREZ, MIGUEL	RIG/RIG	*	
24	VALAREZO CAMPS, GABRIEL	LEF/LEF	*	
27	BECERRA PUENTE, JOSE LUIS	RIG/RIG	*	
29	REBOLLEDA HERRERA, OSCAR	RIG/RIG	*	

Preliminary

		USA 8 - 2 PUR													
		INNINGS									Runs	Hits	Errors	LOB	DP
		1	2	3	4	5	6	7	8	9					
PUR	Puerto Rico	0	1	0	0	1	0	0	0	0	2	15	3	13	-
USA	U.S. of America	3	0	3	0	0	0	1	1	X	8	9	1	5	3

USA					PUR
321	Batting average (BAVE)				405
357	Slugging average (SLG)				514
974	Fielding average (FAVE)				921
-	Home runs (HR)				-
5	Runs batted in (RBI)				2

Team: PUR Puerto Rico

Head coach: CARRADERO MURIEL, JOSE M.
 Coach: GARCIA CRUZ, JOSE
 Coach: VELEZ FRANCESSHI, OTONIEL

B. No.	Name	L/R	hded	Flding
		Fie/Bat		Position
1 04	ARANZAMENDI TORRES, JORGE	LEF/LEF		LF
2 26	LOPEZ OCASIO, ROBERTO	RIG/AMB		2B
3 18	MORALES RODRIGUEZ, ANGEL A.	LEF/LEF		CF
4 27	GARCIA SANTIAGO, EFRAIN	RIG/RIG		1B
5 03	BRACERO CHEVERE, ALBERT	LEF/AMB		RF
6 12	LOPEZ ORTIZ, GUALBERTO	RIG/RIG		D
7 17	SERRANO, MANUEL A.	RIG/RIG		3B
8 08	LORENZANA OQUENDO, JOSE	RIG/RIG		C
9 13	RAMOS TORRES, LUIS F.	RIG/AMB		SS
37	CENSALE, SILVIO	LEF/LEF		P
02	ROSARIO MARRERO, ABIMAEI	RIG/RIG	*	
11	NIEVES SOTO, EFRAIN J.	RIG/RIG	*	
15	VELEZ LEON, WILFREDO	LEF/LEF	*	
20	FIGUEROA, JAMES C.	RIG/RIG	*	
22	SANTIAGO RIVERA, RAFAEL E.	RIG/RIG	*	
23	FELICIANO AMADEO, JESUS I.	LEF/LEF	*	
25	MATEO ROSARIO, JOSE M.	RIG/RIG	*	
29	LOPEZ BOBIAN, ORLANDO A.	LEF/LEF	*	
32	RODRIGUEZ SANTIAGO, HELSON	RIG/RIG	*	
34	SEPULVEDA PINTO, JOSE A.	RIG/RIG	*	

Team: USA United States of America

Head coach: FRASER, RON
 Coach: KELLEY, BRAD
 Coach: WEINSTEIN, JERRY

B. No.	Name	L/R	hded	Flding
		Fie/Bat		Position
1 07	MURRAY, CALVIN DUANE	RIG/RIG		LF
2 08	WIMMER, CHRIS S.	RIG/RIG		2B
3 12	HAMMONDS, JEFFREY B.	RIG/RIG		CF
4 19	TUCKER, MICHAEL	RIG/LEF		D
5 23	NEVIN, PHILLIP JOSEPH	RIG/RIG		3B
6 21	GIAMBI, JASON G.	RIG/LEF		1B
7 38	MCCONNELL, CHAD MICHAEL	RIG/RIG		RF
8 42	JOHNSON, CHARLES E.	RIG/RIG		C
9 05	GARCIAPARRA, ANTHONY N.	RIG/RIG		SS
29	VILLONE, RONALD THOMAS JR.	LEF/LEF		P
11	WILSON, CRAIG F.	RIG/RIG	*	
20	WALLACE, B.J.	LEF/LEF	*	
25	ADAMS, WILLIAM E.	RIG/RIG	*	
30	VARITEK, JASON ANDREW	RIG/AMB	*	
31	ROBERTS, CHRISTOPHER	LEF/RIG	*	
32	GREENE, RICHARD DOUGLAS	RIG/RIG	*	
34	HELLING, RICKY A.	RIG/RIG	*	
35	ALKIRE II, ROBERT JEFFREY	LEF/LEF	*	
36	KIRKREIT, DARON JON	RIG/RIG	*	
37	DREIFORT, DARREN JOHN	RIG/RIG	*	



Beisbol
Hombres

Beisbol
Hombres

Baseball
Hommes

Baseball
Men

Preliminary

		CUB 9 - 4		PUR											
		INNINGS													
		1	2	3	4	5	6	7	8	9	Runs	Hits	Errors	LOB	DP
PUR	Puerto Rico	0	0	0	1	0	2	1	0	0	4	10	3	8	2
CUB	Cuba	4	0	1	2	1	0	0	1	X	9	15	2	11	1
CUB	405	Batting average (BAVE)		286		PUR									
	541	Slugging average (SLG)		314											
	949	Fielding average (FAVE)		903											
	1	Home runs (HR)													
	6	Runs batted in (RBI)		4											

Team: PUR Puerto Rico
Head coach: CARRADERO MURIEL, JOSE M.
Coach: GARCIA CRUZ, JOSE
Coach: VELEZ FRANCCESSHI, OTONIEL

B. No.	Name	L/R	hded	Fiding
		Fie/Bat		Position
1	04 ARANZAMENDI TORRES, JORGE	LEF/LEF		LF
2	02 ROSARIO MARRERO, ABIMAE	RIG/RIG		2B
3	18 MORALES RODRIGUEZ, ANGEL A.	LEF/LEF		CF
4	27 GARCIA SANTIAGO, EFRAIN	RIG/RIG		1B
5	03 BRACERO CHEVERE, ALBERT	LEF/AMB		RF
6	12 LOPEZ ORTIZ, GUALBERTO	RIG/RIG		SS
7	32 RODRIGUEZ SANTIAGO, HELSON	RIG/RIG		D
8	17 SERRANO, MANUEL A.	RIG/RIG		3B
9	11 NIEVES SOTO, EFRAIN J.	RIG/RIG		C
	22 SANTIAGO RIVERA, RAFAEL E.	RIG/RIG		P
	08 LORENZANA OQUENDO, JOSE	RIG/RIG	*	
	13 RAMOS TORRES, LUIS F.	RIG/AMB	*	
	15 VELEZ LEON, WILFREDO	LEF/LEF	*	
	20 FIGUEROA, JAMES C.	RIG/RIG	*	
	23 FELICIANO AMADEO, JESUS I.	LEF/LEF	*	
	25 MATEO ROSARIO, JOSE M.	RIG/RIG	*	
	26 LOPEZ OCASIO, ROBERTO	RIG/AMB	*	
	29 LOPEZ BOBIAN, ORLANDO A.	LEF/LEF	*	
	34 SEPULVEDA PINTO, JOSE A.	RIG/RIG	*	
	37 CENSALE, SILVIO	LEF/LEF	*	

Team: CUB Cuba
Head coach: FUENTES FLEITAS, JORGE
Coach: GONZALEZ ALAMO, LUIS ENRIQUE
Coach: HERNANDEZ PUENTES, JORGE JUAN

B. No.	Name	L/R	hded	Fiding
		Fie/Bat		Position
1	07 VARGAS ALVAREZ, LAZARO	RIG/RIG		D
2	47 PACHECO MASSO, ANTONIO	RIG/RIG		2B
3	10 LINARES IZQUIERDO, OMAR	RIG/RIG		3B
4	46 KINDELAN OLIVARES, ORESTES	RIG/RIG		LF
5	20 GURRIEL DELGADO, LOURDES	RIG/RIG		1B
6	32 MESA MARTINEZ, VICTOR	RIG/RIG		CF
7	55 URRUTIA QUIROGA, ERMIDELIO	RIG/RIG		RF
8	02 HERNANDEZ PEREZ, ALBERTO	RIG/RIG		C
9	11 MESA FRESNEDA, GERMAN	RIG/RIG		SS
	38 VALDES BERRIEL, JORGE LUIS	LEF/LEF		P
	01 ULACIA ALVAREZ, LUIS	RIG/LEF	*	
	12 PADILLA ALFONSO, JUAN	RIG/RIG	*	
	24 ESTRADA GONZALEZ, JOSE A.	RIG/RIG	*	
	25 FERNANDEZ RODRIGUEZ, OSVALDO	RIG/RIG	*	
	26 HERNANDEZ PEDROSO, ORLANDO	RIG/RIG	*	
	28 DIAZ LOREN, GIORGE	LEF/LEF	*	
	31 AJETE IGLESIAS, OMAR	LEF/LEF	*	
	41 DELGADO DIEZ, JOSE RAUL	RIG/RIG	*	
	44 ARROJO AVILA, ROLANDO	RIG/RIG	*	
	51 PEREZ RONDON, JUAN CARLOS	RIG/RIG	*	

Preliminary

		JPN 0 - 2		TPE											
		INNINGS													
		1	2	3	4	5	6	7	8	9	Runs	Hits	Errors	LOB	DP
TPE	Chinese Taipei	0	0	0	0	0	0	1	0	1	2	7	1	9	1
JPN	Japan	0	0	0	0	0	0	0	0	0	0	3	0	9	1
JPN	107	Batting average (BAVE)		226		TPE									
	107	Slugging average (SLG)		355											
	1000	Fielding average (FAVE)		972											
		Home runs (HR)		-											
		Runs batted in (RBI)		2											

Team: TPE Chinese Taipei
Head coach: LEE, LAI-FA
Coach: KAO, YING-CHIEN
Coach: LIN, HUA-WEI

B. No.	Name	L/R	hded	Fiding
		Fie/Bat		Position
1	17 HUANG, CHUNG-YI	RIG/RIG		2B
2	10 CHANG, YAW-TEING	RIG/RIG		SS
3	21 CHIANG, TAI-CHUAN	RIG/RIG		LF
4	08 WU, SHIH-HSIH	RIG/RIG		3B
5	05 WANG, KUANG-SHIH	RIG/RIG		1B
6	45 CHANG, WEN-CHUNG	LEF/LEF		RF
7	06 CHEN, WEI-CHEN	RIG/RIG		D
8	22 PAI, KUN-HONG	RIG/RIG		C
9	13 LIAO, MING-HSIUNG	RIG/RIG		CF
	25 KUO LEE, CHIEN-FU	RIG/RIG		P
	01 LIN, CHAO-HUANG	RIG/RIG	*	
	02 LIN, KUN-HAN	RIG/RIG	*	
	07 HUANG, WEN-PO	RIG/RIG	*	
	16 LO, KUO-CHONG	RIG/RIG	*	
	18 LO, CHEN-JUNG	LEF/LEF	*	
	20 CHEN, CHI-HSIN	RIG/RIG	*	
	27 KU, KUO-CHIAN	RIG/RIG	*	
	36 TSAI, MING-HUNG	RIG/RIG	*	
	37 CHANG, CHENG-HSIEN	RIG/RIG	*	
	46 JONG, YEU-JENG	RIG/RIG	*	

Team: JPN Japan
Head coach: YAMANAKA, MASATAKE
Coach: NOBATA, HIROO
Coach: ARAI, NOBUHISA

B. No.	Name	L/R	hded	Fiding
		Fie/Bat		Position
1	01 OSHIMA, KOICHI	RIG/AMB		2B
2	06 TOGO, AKIHIRO	RIG/RIG		LF
3	25 SATO, SHINICHI	RIG/RIG		RF
4	05 TOKUNAGA, KOJI	RIG/RIG		1B
5	03 WAKABAYASHI, SHIGEKI	RIG/RIG		3B
6	04 NISHI, MASAFUMI	RIG/LEF		SS
7	26 NAKAMOTO, HIROSHI	LEF/LEF		D
8	10 TAKAMI, YASUNORI	RIG/RIG		C
9	09 SAKAGUCHI, HIROYUKI	LEF/LEF		CF
	17 KOHIYAMA, MASAHITO	RIG/RIG		P
	07 KOJIMA, HIROTAMI	RIG/RIG	*	
	08 KOKUBO, HIROKI	RIG/RIG	*	
	12 SATO, YASUHIRO	RIG/RIG	*	
	14 SUGIYAMA, KENTO	LEF/LEF	*	
	15 WATANABE, KATSUMI	LEF/RIG	*	
	16 NISHIYAMA, KAZUTAKA	RIG/RIG	*	
	18 ITO, TOMOHITO	RIG/RIG	*	
	19 SUGIURA, MASANORI	RIG/RIG	*	
	23 MIWA, TAKASHI	RIG/RIG	*	
	28 KAWABATA, SHINICHIRO	RIG/LEF	*	



Beisbol
Homes

Beisbol
Hombres

Baseball
Hommes

Baseball
Men

Preliminary

	ITA	14 - 4	ESP											
INNINGS														
	1	2	3	4	5	6	7	8	9	Runs	Hits	Errors	LOB	DP
ESP Spain	0	0	3	1	0	0	0			4	8	3	6	
ITA Italy	1	2	2	2	5	1	1			14	14	0	12	-

ITA	438	Batting average (BAVE)	286	ESP
	594	Slugging average (SLG)	536	
	1000	Fielding average (FAVE)	903	
	-	Home runs (HR)	1	
	12	Runs batted in (RBI)	4	

Team: ESP Spain

Head coach: MOLINA, JAKE
Coach: PEREZ ESCRIBANO, JUAN ANTONIO
Coach: ALCAUZAR, JORGE

B. No.	Name	L/R	hded	Flding
		Fie/Bat		Position
1	05 SALAZAR CALZADO, ANTONIO	LEF/LEF		CF
2	07 PARIENTE ALVAREZ, MIGUEL ANGEL	RIG/RIG		2B
3	29 REBOLLEDA HERRERA, OSCAR	RIG/RIG		LF
4	17 CANO RIDUEJO, FELIX	RIG/RIG		P
5	23 STELLA PEREZ, MIGUEL	RIG/RIG		3B
6	18 SALMERON AGULLO, JUAN MANUEL	RIG/RIG		C
7	08 ARZA LAURENZ, JOSE	RIG/RIG		SS
8	28 CIVIT FORNER, XAVIER	RIG/RIG		1B
9	11 DIEZ SERRA, JAVIER	RIG/RIG		RF
01	MARTINEZ CARRASCO, MANUEL	RIG/RIG	*	
02	LISARRI TOMAS, JESUS	RIG/RIG	*	
03	BELZA JAURRIETA, JUAN PEDRO	RIG/RIG	*	
06	CORTES GALLEGO, ENRIQUE	RIG/RIG	*	
12	DAMBORENEA GARCIA, JUAN I.	LEF/LEF	*	
14	ARISTU LOZANO, FRANCISCO J.	RIG/RIG	*	
15	LEON ANGUIANO, LUIS CARLOS	LEF/LEF	*	
20	CAMPS QUIBUS, XAVIER	LEF/RIG	*	
21	PULIDO ARANDA, JOSE MARIA	RIG/RIG	*	
24	VALAREZO CAMPS, GABRIEL	LEF/LEF	*	
27	BECERRA PUENTE, JOSE LUIS	RIG/RIG	*	

Team: ITA Italy

Head coach: AMBROSIONI, SILVANO
Coach: FARAONE, GIAMPIERO
Coach: VARRIALE, SALVATORE

B. No.	Name	L/R	hded	Flding
		Fie/Bat		Position
1	11 UBANI, MARCO	RIG/RIG		LF
2	20 BAGIALEMANI, RUGGERO	RIG/RIG		SS
3	32 BIANCHI, ROBERTO	RIG/RIG		D
4	05 TRINCI, GUGLIELMO	LEF/RIG		1B
5	40 CARROZZA, LUIGI	RIG/RIG		RF
6	09 GAMBUTI, ELIO	RIG/RIG		C
7	17 SUCCI, ANDREA	RIG/RIG		CF
8	44 FOCHI, MASSIMO	RIG/RIG		2B
9	06 CECCONI, CLAUDIO	RIG/RIG		3B
19	CECCAROLI, PAOLO	RIG/RIG		P
02	CIARAMELLA, MASSIMO	RIG/RIG	*	
12	DE SANCTIS, MAURIZIO	LEF/LEF	*	
13	PETRUZZELLI, FRANCESCO	RIG/RIG	*	
15	VALLE, FULVIO	RIG/RIG	*	
16	MASIN, MASSIMILIANO	LEF/LEF	*	
18	TAGLIENTI, CLAUDIO	LEF/LEF	*	
22	CRETIS, ROLANDO	RIG/RIG	*	
23	D'AURIA, ALBERTO	RIG/RIG	*	
39	SCHIANCHI, LEONARDO	RIG/RIG	*	
55	MELASSI, MASSIMO	RIG/LEF	*	

Preliminary

	USA	10 - 0	DOM											
INNINGS														
	1	2	3	4	5	6	7	8	9	Runs	Hits	Errors	LOB	DP
DOM Dominican Rep.	0	0	0	0	0	0	0			0	2	3	1	
USA U.S. of America	0	3	0	1	1	4	1			10	11	1	9	1

USA	379	Batting average (BAVE)	91	DOM
	483 <th>Slugging average (SLG)</th> <td>91</td> <td></td>	Slugging average (SLG)	91	
	972 <th>Fielding average (FAVE)</th> <td>914</td> <td></td>	Fielding average (FAVE)	914	
	-	Home runs (HR)	-	
	10 <th>Runs batted in (RBI)</th> <td>-</td> <td></td>	Runs batted in (RBI)	-	

Team: DOM Dominican Republic

Head coach: AGUASVIVAS MATOS, MARCOS A.
Coach: AVILA, RAFAEL URBANO
Coach: ORTIZ KARRAM, JUAN MANUEL

B. No.	Name	L/R	hded	Flding
		Fie/Bat		Position
1	03 GUZMAN, MANUEL	LEF/LEF		RF
2	10 PEÑA DILONE, TEOFILO	RIG/RIG		CF
3	02 VERAS, JOSE RAMON	RIG/RIG		1B
4	21 SOLANO, ROQUE	RIG/RIG		D
5	08 MERCEDES DIAZ, RAFELITO	RIG/RIG		SS
6	24 OLIVO, ELIAS ALFONSO	RIG/RIG		3B
7	13 PEÑA PICHARDO, FAUSTO ANTONIO	RIG/RIG		LF
8	12 PEÑA, ALEXIS	LEF/LEF		2B
9	09 TEJADA, FELIX R.	RIG/RIG		C
01	NOVA, FELIX MANUEL	RIG/RIG		P
05	AQUINO, FABIO	RIG/RIG	*	
06	CASEY GARCIA, ROBERTO	RIG/RIG	*	
07	VALDEZ CUEVAS, EUGENIO I.	RIG/RIG	*	
14	NOVAS, TEODORO	RIG/RIG	*	
15	VENTURA, CIPRIANO	RIG/RIG	*	
17	SANCHEZ FERNANDEZ, JUAN A.	RIG/RIG	*	
19	VIÑAS, JUAN C.	RIG/RIG	*	
23	POPOTEUR, SILVESTRE	LEF/LEF	*	
25	HEREDIA, BENJAMIN	RIG/RIG	*	
26	SANTANA, JOSE	RIG/RIG	*	

Team: USA United States of America

Head coach: FRASER, RON
Coach: SNOW, DAVID A.
Coach: KELLEY, BRAD

B. No.	Name	L/R	hded	Flding
		Fie/Bat		Position
1	07 MURRAY, CALVIN DUANE	RIG/RIG		LF
2	21 GIAMBI, JASON G.	RIG/LEF		1B
3	12 HAMMONDS, JEFFREY B.	RIG/RIG		CF
4	19 TUCKER, MICHAEL	RIG/LEF		D
5	23 NEVIN, PHILLIP JOSEPH	RIG/RIG		3B
6	38 MCCONNELL, CHAD MICHAEL	RIG/RIG		RF
7	30 VARITEK, JASON ANDREW	RIG/AMB		C
8	11 WILSON, CRAIG F.	RIG/RIG		SS
9	08 WIMMER, CHRIS S.	RIG/RIG		2B
35	ALKIRE II, ROBERT JEFFREY	LEF/LEF		P
05	GARCIAPARRA, ANTHONY N.	RIG/RIG	*	
20	WALLACE, B.J.	LEF/LEF	*	
25	ADAMS, WILLIAM E.	RIG/RIG	*	
29	VILLONE, RONALD THOMAS JR.	LEF/LEF	*	
31	ROBERTS, CHRISTOPHER	LEF/RIG	*	
32	GREENE, RICHARD DOUGLAS	RIG/RIG	*	
34	HELLING, RICKY A.	RIG/RIG	*	
36	KIRKREIT, DARON JON	RIG/RIG	*	
37	DREIFORT, DARREN JOHN	RIG/RIG	*	
42	JOHNSON, CHARLES E.	RIG/RIG	*	



Beisbol
Hombres

Béisbol
Hombres

Baseball
Hommes

Baseball
Men

Preliminary

		ITA		5 - 7		DOM										
		INNINGS														
		1	2	3	4	5	6	7	8	9	Runs	Hits	Errors	LOB	DP	
DOM	Dominican Rep.	0	0	0	1	2	0	0	0	2	2	7	13	4	10	1
ITA	Italy	1	0	2	0	0	0	0	0	2	0	5	10	2	11	1

ITA	238	Batting average (BAVE)	317	DOM
	262	Slugging average (SLG)	439	
	961	Fielding average (FAVE)	913	
	-	Home runs (HR)	1	
	3	Runs batted in (RBI)	7	

Team: DOM Dominican Republic

Head coach: AGUASVIVAS MATOS, MARCOS A.

Coach: AVILA, RAFAEL URBANO

Coach: MONTALVO, LUIS ANGEL

B. No.	Name	L/R	hded	Fiding
		Fie/Bat		Position
1	10 PEÑA DILONE, TEOFILO	RIG/RIG		CF
2	03 GUZMAN, MANUEL	LEF/LEF		RF
3	08 MERCEDES DIAZ, RAFELITO	RIG/RIG		SS
4	25 HEREDIA, BENJAMIN	RIG/RIG		1B
5	24 OLIVO, ELIAS ALFONSO	RIG/RIG		2B
6	17 SANCHEZ FERNANDEZ, JUAN A.	RIG/RIG		3B
7	13 PEÑA PICHARDO, FAUSTO ANTONIO	RIG/RIG		D
8	21 SOLANO, ROQUE	RIG/RIG		LF
9	09 TEJADA, FELIX R.	RIG/RIG		C
	15 VENTURA, CIPRIANO	RIG/RIG		P
	01 NOVA, FELIX MANUEL	RIG/RIG	*	
	02 VERAS, JOSE RAMON	RIG/RIG	*	
	05 AQUINO, FABIO	RIG/RIG	*	
	06 CASEY GARCIA, ROBERTO	RIG/RIG	*	
	07 VALDEZ CUEVAS, EUGENIO I.	RIG/RIG	*	
	12 PEÑA, ALEXIS	LEF/LEF	*	
	14 NOVAS, TEODORO	RIG/RIG	*	
	19 VIÑAS, JUAN C.	RIG/RIG	*	
	23 POPOTEUR, SILVESTRE	LEF/LEF	*	
	26 SANTANA, JOSE	RIG/RIG	*	

Team: ITA Italy

Head coach: AMBROSIONI, SILVANO

Coach: FARAONE, GIAMPIERO

Coach: VARRIALE, SALVATORE

B. No.	Name	L/R	hded	Fiding
		Fie/Bat		Position
1	11 UBANI, MARCO	RIG/RIG		LF
2	20 BAGIALEMANI, RUGGERO	RIG/RIG		SS
3	32 BIANCHI, ROBERTO	RIG/RIG		D
4	05 TRINCI, GUGLIELMO	LEF/RIG		1B
5	40 CARROZZA, LUIGI	RIG/RIG		C
6	17 SUCCI, ANDREA	RIG/RIG		RF
7	44 FOCHI, MASSIMO	RIG/RIG		2B
8	39 SCHIANCHI, LEONARDO	RIG/RIG		CF
9	06 CECCONI, CLAUDIO	RIG/RIG		3B
	15 VALLE, FULVIO	RIG/RIG		P
	02 CIARAMELLA, MASSIMO	RIG/RIG	*	
	09 GAMBUTI, ELJO	RIG/RIG	*	
	12 DE SANCTIS, MAURIZIO	LEF/LEF	*	
	13 PETRUZZELLI, FRANCESCO	RIG/RIG	*	
	16 MASIN, MASSIMILIANO	LEF/LEF	*	
	18 TAGLIANTI, CLAUDIO	LEF/LEF	*	
	19 CECCAROLI, PAOLO	RIG/RIG	*	
	22 CRETIS, ROLANDO	RIG/RIG	*	
	23 D'AURIA, ALBERTO	RIG/RIG	*	
	55 MELASSI, MASSIMO	RIG/LEF	*	

Preliminary

		ESP		7 - 6		PUR									
		INNINGS													
		1	2	3	4	5	6	7	8	9	Runs	Hits	Errors	LOB	DP
PUR	Puerto Rico	0	0	0	1	0	1	0	1	3	6	12	3	7	
ESP	Spain	0	0	0	0	0	4	0	0	3	7	10	1	6	3

ESP	278	Batting average (BAVE)	353	PUR
	361	Slugging average (SLG)	382	
	977	Fielding average (FAVE)	929	
	1	Home runs (HR)	-	
	7	Runs batted in (RBI)	6	

Team: PUR Puerto Rico

Head coach: CARRADERO MURIEL, JOSE M.

Coach: GARCIA CRUZ, JOSE

Coach: VELEZ FRANCCESSHI, OTONIEL

B. No.	Name	L/R	hded	Fiding
		Fie/Bat		Position
1	04 ARANZAMENDITORRES, JORGE	LEF/LEF		LF
2	13 RAMOS TORRES, LUIS F.	RIG/AMB		SS
3	18 MORALES RODRIGUEZ, ANGEL A.	LEF/LEF		CF
4	03 BRACERO CHEVERE, ALBERT	LEF/AMB		RF
5	12 LOPEZ ORTIZ, GUALBERTO	RIG/RIG		3B
6	11 NIEVES SOTO, EFRAIN J.	RIG/RIG		C
7	17 SERRANO, MANUEL A.	RIG/RIG		2B
8	32 RODRIGUEZ SANTIAGO, HELSON	RIG/RIG		D
9	02 ROSARIO MARRERO, ABIMAEL	RIG/RIG		1B
	23 FELICIANO AMADEO, JESUS I.	LEF/LEF		P
	08 LORENZANA OQUENDO, JOSE	RIG/RIG	*	
	15 VELEZ LEON, WILFREDO	LEF/LEF	*	
	20 FIGUEROA, JAMES C.	RIG/RIG	*	
	22 SANTIAGO RIVERA, RAFAEL E.	RIG/RIG	*	
	25 MATEO ROSARIO, JOSE M.	RIG/RIG	*	
	26 LOPEZ OCASIO, ROBERTO	RIG/AMB	*	
	27 GARCIA SANTIAGO, EFRAIN	RIG/RIG	*	
	29 LOPEZ BOBIAN, ORLANDO A.	LEF/LEF	*	
	34 SEPULVEDA PINTO, JOSE A.	RIG/RIG	*	
	37 CENSALE, SILVIO	LEF/LEF	*	

Team: ESP Spain

Head coach: MOLINA, JAKE

Coach: PEREZ ESCRIBANO, JUAN ANTONIO

Coach: ALCAUZAR, JORGE

B. No.	Name	L/R	hded	Fiding
		Fie/Bat		Position
1	08 ARZA LAURENZ, JOSE	RIG/RIG		SS
2	07 PARIENTE ALVAREZ, MIGUEL ANGEL	RIG/RIG		2B
3	29 REBOLLEDA HERRERA, OSCAR	RIG/RIG		LF
4	17 CANO RIDUEJO, FELIX	RIG/RIG		1B
5	23 STELLA PEREZ, MIGUEL	RIG/RIG		3B
6	18 SALMERON AGULLO, JUAN MANUEL	RIG/RIG		C
7	06 CORTES GALLEGO, ENRIQUE	RIG/RIG		D
8	11 DIEZ SERRA, JAVIER	RIG/RIG		CF
9	03 BELZA JAURRIETA, JUAN PEDRO	RIG/RIG		RF
	28 CIVIT FORNER, XAVIER	RIG/RIG		P
	01 MARTINEZ CARRASCO, MANUEL	RIG/RIG	*	
	02 LISARRI TOMAS, JESUS	RIG/RIG	*	
	05 SALAZAR CALZADO, ANTONIO	LEF/LEF	*	
	12 DAMBORENEA GARCIA, JUAN I.	LEF/LEF	*	
	14 ARISTU LOZANO, FRANCISCO J.	RIG/RIG	*	
	15 LEON ANGUIANO, LUIS CARLOS	LEF/LEF	*	
	20 CAMPS QUIBUS, XAVIER	LEF/RIG	*	
	21 PULIDO ARANDA, JOSE MARIA	RIG/RIG	*	
	24 VALAREZO CAMPS, GABRIEL	LEF/LEF	*	
	27 BECERRA PUENTE, JOSE LUIS	RIG/RIG	*	



Beisbol
Homes

Beisbol
Hombres

Baseball
Hommes

Baseball
Men

Preliminary

		USA		1 - 7		JPN									
		INNINGS													
		1	2	3	4	5	6	7	8	9	Runs	Hits	Errors	LOB	DP
JPN	Japan	0	1	0	0	0	4	1	0	1	7	14	0	8	2
USA	U.S. of America	0	0	0	1	0	0	0	0	0	1	7	0	6	
USA	226	Batting average (BAVE)		368		JPN									
	323	Slugging average (SLG)		579											
	1000	Fielding average (FAVE)		1000											
	1	Home runs (HR)		2											
	1	Runs batted in (RBI)		6											

Team: JPN Japan
 Head coach: YAMANAKA, MASATAKE
 Coach: NOBATA, HIROO
 Coach: ARAI, NOBUHISA

Team: USA United States of America
 Head coach: FRASER, RON
 Coach: KELLEY, BRAD
 Coach: WEINSTEIN, JERRY

B. No.	Name	L/R	hded	Flding
		Fie/Bat	Position	
1	01 OSHIMA, KOICHI	RIG/AMB	2B	
2	06 TOGO, AKIHIRO	RIG/RIG	SS	
3	25 SATO, SHINICHI	RIG/RIG	RF	
4	05 TOKUNAGA, KOJI	RIG/RIG	1B	
5	03 WAKABAYASHI, SHIGEKI	RIG/RIG	3B	
6	08 KOKUBO, HIROKI	RIG/RIG	LF	
7	07 KOJIMA, HIROTAMI	RIG/RIG	D	
8	10 TAKAMI, YASUNORI	RIG/RIG	C	
9	09 SAKAGUCHI, HIROYUKI	LEF/LEF	CF	
15	WATANABE, KATSUMI	LEF/RIG	P	
04	NISHI, MASAFUMI	RIG/LEF	*	
12	SATO, YASUHIRO	RIG/RIG	*	
14	SUGIYAMA, KENTO	LEF/LEF	*	
16	NISHIYAMA, KAZUTAKA	RIG/RIG	*	
17	KOHIYAMA, MASAHIITO	RIG/RIG	*	
18	ITO, TOMOHITO	RIG/RIG	*	
19	SUGIURA, MASANORI	RIG/RIG	*	
23	MIWA, TAKASHI	RIG/RIG	*	
26	NAKAMOTO, HIROSHI	LEF/LEF	*	
28	KAWABATA, SHINICHIRO	RIG/LEF	*	

B. No.	Name	L/R	hded	Flding
		Fie/Bat	Position	
1	07 MURRAY, CALVIN DUANE	RIG/RIG	LF	
2	08 WIMMER, CHRIS S.	RIG/RIG	2B	
3	12 HAMMONDS, JEFFREY B.	RIG/RIG	CF	
4	19 TUCKER, MICHAEL	RIG/LEF	D	
5	38 MCCONNELL, CHAD MICHAEL	RIG/RIG	RF	
6	23 NEVIN, PHILLIP JOSEPH	RIG/RIG	3B	
7	42 JOHNSON, CHARLES E.	RIG/RIG	C	
8	21 GIAMBI, JASON G.	RIG/LEF	1B	
9	11 WILSON, CRAIG F.	RIG/RIG	SS	
20	WALLACE, B.J.	LEF/LEF	P	
05	GARCIAPARRA, ANTHONY N.	RIG/RIG	*	
25	ADAMS, WILLIAM E.	RIG/RIG	*	
29	VILLONE, RONALD THOMAS JR.	LEF/LEF	*	
30	VARITEK, JASON ANDREW	RIG/AMB	*	
31	ROBERTS, CHRISTOPHER	LEF/RIG	*	
32	GREENE, RICHARD DOUGLAS	RIG/RIG	*	
34	HELLING, RICKY A.	RIG/RIG	*	
35	ALKIRE II, ROBERT JEFFREY	LEF/LEF	*	
36	KIRKREIT, DARON JON	RIG/RIG	*	
37	DREIFORT, DARREN JOHN	RIG/RIG	*	

Preliminary

		CUB		8 - 1		TPE									
		INNINGS													
		1	2	3	4	5	6	7	8	9	Runs	Hits	Errors	LOB	DP
TPE	Chinese Taipei	0	0	0	0	0	1	0	0	0	1	6	1	7	3
CUB	Cuba	0	3	0	0	3	0	2	0	1	8	13	2	6	3
CUB	394	Batting average (BAVE)		200		TPE									
	515	Slugging average (SLG)		267											
	949	Fielding average (FAVE)		973											
	1	Home runs (HR)		-											
	8	Runs batted in (RBI)		1											

Team: TPE Chinese Taipei
 Head coach: LEE, LAI-FA
 Coach: KAO, YING-CHIEN
 Coach: LIN, HUA-WEI

Team: CUB Cuba
 Head coach: FUENTES FLEITAS, JORGE
 Coach: GONZALEZ ALAMO, LUIS ENRIQUE
 Coach: HERNANDEZ PUENTES, JORGE JUAN

B. No.	Name	L/R	hded	Flding
		Fie/Bat	Position	
1	17 HUANG, CHUNG-YI	RIG/RIG	2B	
2	10 CHANG, YAW-TEING	RIG/RIG	1B	
3	21 CHIANG, TAI-CHUAN	RIG/RIG	LF	
4	37 CHANG, CHENG-HSIEN	RIG/RIG	D	
5	45 CHANG, WEN-CHUNG	LEF/LEF	RF	
6	13 LIAO, MING-HSIUNG	RIG/RIG	CF	
7	20 CHEN, CHI-HSIN	RIG/RIG	C	
8	02 LIN, KUN-HAN	RIG/RIG	3B	
9	27 KU, KUO-CHIAN	RIG/RIG	SS	
36	TSAI, MING-HUNG	RIG/RIG	P	
01	LIN, CHAO-HUANG	RIG/RIG	*	
05	WANG, KUANG-SHIH	RIG/RIG	*	
06	CHEN, WEI-CHEN	RIG/RIG	*	
07	HUANG, WEN-PO	RIG/RIG	*	
08	WU, SHIH-HSIH	RIG/RIG	*	
16	LO, KUO-CHONG	RIG/RIG	*	
18	LO, CHEN-JUNG	LEF/LEF	*	
22	PAI, KUN-HONG	RIG/RIG	*	
25	KUO LEE, CHIEN-FU	RIG/RIG	*	
46	JONG, YEU-JENG	RIG/RIG	*	

B. No.	Name	L/R	hded	Flding
		Fie/Bat	Position	
1	07 VARGAS ALVAREZ, LAZARO	RIG/RIG	D	
2	47 PACHECO MASSO, ANTONIO	RIG/RIG	2B	
3	10 LINARES IZQUIERDO, OMAR	RIG/RIG	3B	
4	46 KINDELAN OLIVARES, ORESTES	RIG/RIG	LF	
5	20 GURRIEL DELGADO, LOURDES	RIG/RIG	1B	
6	32 MESA MARTINEZ, VICTOR	RIG/RIG	CF	
7	55 URRUTIA QUIROGA, ERMIDELIO	RIG/RIG	RF	
8	02 HERNANDEZ PEREZ, ALBERTO	RIG/RIG	C	
9	11 MESA FRESNEDA, GERMAN	RIG/RIG	SS	
26	HERNANDEZ PEDROSO, ORLANDO	RIG/RIG	P	
01	ULACIA ALVAREZ, LUIS	RIG/LEF	*	
12	PADILLA ALFONSO, JUAN	RIG/RIG	*	
24	ESTRADA GONZALEZ, JOSE A.	RIG/RIG	*	
25	FERNANDEZ RODRIGUEZ, OSVALDO	RIG/RIG	*	
28	DIAZ LOREN, GIORGE	LEF/LEF	*	
31	AJETE IGLESIAS, OMAR	LEF/LEF	*	
38	VALDES BERRIEL, JORGE LUIS	LEF/LEF	*	
41	DELGADO DIEZ, JOSE RAUL	RIG/RIG	*	
44	ARROJO AVILA, ROLANDO	RIG/RIG	*	
51	PEREZ RONDON, JUAN CARLOS	RIG/RIG	*	



Beisbol
Homes

Beisbol
Hombres

Baseball
Hommes

Baseball
Men

Semi-final

		JPN		2 - 5					TPE						
		1	2	3	4	5	6	7	8	9	Runs	Hits	Errors	LOB	DP
TPE	Chinese Taipei	1	0	0	1	1	1	0	1	0	5	9	0	2	1
JPN	Japan	0	1	1	0	0	0	0	0	0	2	5	0	6	2

		JPN		TPE	
	167	Batting average (BAVE)	290		
	200	Slugging average (SLG)	613		
	1000	Fielding average (FAVE)	1000		
		Home runs (HR)	3		
	2	Runs batted in (RBI)	5		

Team: TPE Chinese Taipei

Head coach: LEE, LAI-FA
Coach: KAO, YING-CHIEN
Coach: LIN, HUA-WEI

B. No.	Name	L/R	hded	Flding
		Fie/Bat		Position
1	17 HUANG, CHUNG-YI	RIG	/RIG	2B
2	10 CHANG, YAW-TEING	RIG	/RIG	SS
3	21 CHIANG, TAI-CHUAN	RIG	/RIG	LF
4	08 WU, SHIH-HSIH	RIG	/RIG	3B
5	05 WANG, KUANG-SHIH	RIG	/RIG	1B
6	45 CHANG, WEN-CHUNG	LEF	/LEF	RF
7	06 CHEN, WEI-CHEN	RIG	/RIG	D
8	22 PAI, KUN-HONG	RIG	/RIG	C
9	13 LIAO, MING-HSIUNG	RIG	/RIG	CF
	25 KUO LEE, CHIEN-FU	RIG	/RIG	P
	01 LIN, CHAO-HUANG	RIG	/RIG	*
	02 LIN, KUN-HAN	RIG	/RIG	*
	07 HUANG, WEN-PO	RIG	/RIG	*
	16 LO, KUO-CHONG	RIG	/RIG	*
	18 LO, CHEN-JUNG	LEF	/LEF	*
	20 CHEN, CHI-HSIN	RIG	/RIG	*
	27 KU, KUO-CHIAN	RIG	/RIG	*
	36 TSAI, MING-HUNG	RIG	/RIG	*
	37 CHANG, CHENG-HSIEN	RIG	/RIG	*
	46 JONG, YEU-JENG	RIG	/RIG	*

Team: JPN Japan

Head coach: YAMANAKA, MASATAKE
Coach: NOBATA, HIROO
Coach: ARAI, NOBUHISA

B. No.	Name	L/R	hded	Flding
		Fie/Bat		Position
1	01 OSHIMA, KOICHI	RIG	/AMB	2B
2	06 TOGO, AKIHIRO	RIG	/RIG	LF
3	25 SATO, SHINICHI	RIG	/RIG	RF
4	05 TOKUNAGA, KOJI	RIG	/RIG	1B
5	03 WAKABAYASHI, SHIGEKI	RIG	/RIG	3B
6	04 NISHI, MASAFUMI	RIG	/LEF	SS
7	07 KOJIMA, HIROTAMI	RIG	/RIG	D
8	10 TAKAMI, YASUNORI	RIG	/RIG	C
9	09 SAKAGUCHI, HIROYUKI	LEF	/LEF	CF
	17 KOHIYAMA, MASAHITO	RIG	/RIG	P
	08 KOKUBO, HIROKI	RIG	/RIG	*
	12 SATO, YASUHIRO	RIG	/RIG	*
	14 SUGIYAMA, KENTO	LEF	/LEF	*
	15 WATANABE, KATSUMI	LEF	/RIG	*
	16 NISHIYAMA, KAZUTAKA	RIG	/RIG	*
	18 ITO, TOMOHITO	RIG	/RIG	*
	19 SUGIURA, MASANORI	RIG	/RIG	*
	23 MIWA, TAKASHI	RIG	/RIG	*
	26 NAKAMOTO, HIROSHI	LEF	/LEF	*
	28 KAWABATA, SHINICHIRO	RIG	/LEF	*

Semi-final

		CUB		6 - 1					USA						
		1	2	3	4	5	6	7	8	9	Runs	Hits	Errors	LOB	DP
USA	U.S. of America	0	0	0	0	0	1	0	0	0	1	7	1	6	
CUB	Cuba	0	0	0	1	1	2	0	2	X	6	11	1	5	2

		CUB		USA	
	367	Batting average (BAVE)	226		
	600	Slugging average (SLG)	355		
	974	Fielding average (FAVE)	968		
		Home runs (HR)	-		
	6	Runs batted in (RBI)	1		

Team: USA United States of America

Head coach: FRASER, RON
Coach: SNOW, DAVID A.
Coach: WEINSTEIN, JERRY

B. No.	Name	L/R	hded	Flding
		Fie/Bat		Position
1	07 MURRAY, CALVIN DUANE	RIG	/RIG	LF
2	21 GIAMBI, JASON G.	RIG	/LEF	1B
3	12 HAMMONDS, JEFFREY B.	RIG	/RIG	CF
4	19 TUCKER, MICHAEL	RIG	/LEF	D
5	38 MCCONNELL, CHAD MICHAEL	RIG	/RIG	RF
6	23 NEVIN, PHILLIP JOSEPH	RIG	/RIG	3B
7	11 WILSON, CRAIG F.	RIG	/RIG	SS
8	42 JOHNSON, CHARLES E.	RIG	/RIG	C
9	08 WIMMER, CHRIS S.	RIG	/RIG	2B
	34 HELLING, RICKY A.	RIG	/RIG	P
	05 GARCIPARRA, ANTHONY N.	RIG	/RIG	*
	20 WALLACE, B.J.	LEF	/LEF	*
	25 ADAMS, WILLIAM E.	RIG	/RIG	*
	29 VILLONE, RONALD THOMAS JR.	LEF	/LEF	*
	30 VARITEK, JASON ANDREW	RIG	/AMB	*
	31 ROBERTS, CHRISTOPHER	LEF	/RIG	*
	32 GREENE, RICHARD DOUGLAS	RIG	/RIG	*
	35 ALKIRE II, ROBERT JEFFREY	LEF	/LEF	*
	36 KIRKREIT, DARON JON	RIG	/RIG	*
	37 DREIFORT, DARREN JOHN	RIG	/RIG	*

Team: CUB Cuba

Head coach: FUENTES FLEITAS, JORGE
Coach: GONZALEZ ALAMO, LUIS ENRIQUE
Coach: HERNANDEZ PUENTES, JORGE JUAN

B. No.	Name	L/R	hded	Flding
		Fie/Bat		Position
1	07 VARGAS ALVAREZ, LAZARO	RIG	/RIG	D
2	47 PACHECO MASSO, ANTONIO	RIG	/RIG	2B
3	10 LINARES IZQUIERDO, OMAR	RIG	/RIG	3B
4	46 KINDELAN OLIVARES, ORESTES	RIG	/RIG	LF
5	20 GURRIEL DELGADO, LOURDES	RIG	/RIG	1B
6	32 MESA MARTINEZ, VICTOR	RIG	/RIG	CF
7	55 URRUTIA QUIROGA, ERMIDELIO	RIG	/RIG	RF
8	02 HERNANDEZ PEREZ, ALBERTO	RIG	/RIG	C
9	11 MESA FRESNEDA, GERMAN	RIG	/RIG	SS
	25 FERNANDEZ RODRIGUEZ, OSVALDO	RIG	/RIG	P
	01 ULACIA ALVAREZ, LUIS	RIG	/LEF	*
	12 PADILLA ALFONSO, JUAN	RIG	/RIG	*
	24 ESTRADA GONZALEZ, JOSE A.	RIG	/RIG	*
	26 HERNANDEZ PEDROSO, ORLANDO	RIG	/RIG	*
	28 DIAZ LOREN, GIORGE	LEF	/LEF	*
	31 AJETE IGLESIAS, OMAR	LEF	/LEF	*
	38 VALDES BERRIEL, JORGE LUIS	LEF	/LEF	*
	41 DELGADO DIEZ, JOSE RAUL	RIG	/RIG	*
	44 ARROJO AVILA, ROLANDO	RIG	/RIG	*
	51 PEREZ RONDON, JUAN CARLOS	RIG	/RIG	*



Beisbol
Homes

Béisbol
Hombres

Baseball
Hommes

Baseball
Men

Final 3rd-4th

		USA 3 - 8 JPN													
		INNINGS													
		1	2	3	4	5	6	7	8	9	Runs	Hits	Errors	LOB	DP
JPN	Japan	0	4	0	0	0	4	0	0	0	8	14	1	9	1
USA	U.S. of America	0	0	0	2	1	0	0	0	0	3	6	2	7	2
USA	188	Batting average (BAVE)									389	JPN			
	281	Slugging average (SLG)									528				
	952	Fielding average (FAVE)									971				
	-	Home runs (HR)													
	2	Runs batted in (RBI)									8				

Team: JPN Japan
Head coach: YAMANAKA, MASATAKE
Coach: NOBATA, HIROO
Coach: ARAI, NOBUHISA

B. No.	Name	L/R hded	Flding
		Fie/Bat	Position
1 01	OSHIMA, KOICHI	RIG/AMB	2B
2 06	TOGO, AKIHIRO	RIG/RIG	SS
3 25	SATO, SHINICHI	RIG/RIG	RF
4 05	TOKUNAGA, KOJI	RIG/RIG	1B
5 03	WAKABAYASHI, SHIGEKI	RIG/RIG	3B
6 07	KOJIMA, HIROTAMI	RIG/RIG	D
7 08	KOKUBO, HIROKI	RIG/RIG	LF
8 10	TAKAMI, YASUNORI	RIG/RIG	C
9 09	SAKAGUCHI, HIROYUKI	LEF/LEF	CF
18	ITO, TOMOHITO	RIG/RIG	P
04	NISHI, MASAFUMI	RIG/LEF	*
12	SATO, YASUHIRO	RIG/RIG	*
14	SUGIYAMA, KENTO	LEF/LEF	*
15	WATANABE, KATSUMI	LEF/RIG	*
16	NISHIYAMA, KAZUTAKA	RIG/RIG	*
17	KOHIYAMA, MASAHITO	RIG/RIG	*
19	SUGIURA, MASANORI	RIG/RIG	*
23	MIWA, TAKASHI	RIG/RIG	*
26	NAKAMOTO, HIROSHI	LEF/LEF	*
28	KAWABATA, SHINICHIRO	RIG/LEF	*

Team: USA United States of America
Head coach: FRASER, RON
Coach: KELLEY, BRAD
Coach: SNOW, DAVID A.

B. No.	Name	L/R hded	Flding
		Fie/Bat	Position
1 07	MURRAY, CALVIN DUANE	RIG/RIG	LF
2 21	GIAMBI, JASON G.	RIG/LEF	1B
3 12	HAMMONDS, JEFFREY B.	RIG/RIG	CF
4 19	TUCKER, MICHAEL	RIG/LEF	D
5 23	NEVIN, PHILLIP JOSEPH	RIG/RIG	3B
6 38	MCCONNELL, CHAD MICHAEL	RIG/RIG	RF
7 30	VARITEK, JASON ANDREW	RIG/AMB	C
8 05	GARCIAPARRA, ANTHONY N.	RIG/RIG	SS
9 08	WIMMER, CHRIS S.	RIG/RIG	2B
29	VILLONE, RONALD THOMAS JR.	LEF/LEF	P
11	WILSON, CRAIG F.	RIG/RIG	*
20	WALLACE, B.J.	LEF/LEF	*
25	ADAMS, WILLIAM E.	RIG/RIG	*
31	ROBERTS, CHRISTOPHER	LEF/RIG	*
32	GREENE, RICHARD DOUGLAS	RIG/RIG	*
34	HELLING, RICKY A.	RIG/RIG	*
35	ALKIRE II, ROBERT JEFFREY	LEF/LEF	*
36	KIRKREIT, DARON JON	RIG/RIG	*
37	DREIFORT, DARREN JOHN	RIG/RIG	*
42	JOHNSON, CHARLES E.	RIG/RIG	*

Final

		TPE 1 - 11 CUB													
		INNINGS													
		1	2	3	4	5	6	7	8	9	Runs	Hits	Errors	LOB	DP
CUB	Cuba	2	0	2	1	0	1	2	1	2	11	18	2	8	1
TPE	Chinese Taipei	0	0	0	0	0	0	1	0	0	1	4	3	5	2
TPE	125	Batting average (BAVE)									439	CUB			
	125	Slugging average (SLG)									829				
	929	Fielding average (FAVE)									950				
		Home runs (HR)									3				
	1	Runs batted in (RBI)									11				

Team: CUB Cuba
Head coach: FUENTES FLEITAS, JORGE
Coach: GONZALEZ ALAMO, LUIS ENRIQUE
Coach: HERNANDEZ PUENTES, JORGE JUAN

B. No.	Name	L/R hded	Flding
		Fie/Bat	Position
1 07	VARGAS ALVAREZ, LAZARO	RIG/RIG	D
2 47	PACHECO MASSO, ANTONIO	RIG/RIG	2B
3 10	LINARES IZQUIERDO, OMAR	RIG/RIG	3B
4 46	KINDELAN OLIVARES, ORESTES	RIG/RIG	LF
5 20	GURRIEL DELGADO, LOURDES	RIG/RIG	1B
6 32	MESA MARTINEZ, VICTOR	RIG/RIG	CF
7 55	URRUTIA QUIROGA, ERMIDELIO	RIG/RIG	RF
8 02	HERNANDEZ PEREZ, ALBERTO	RIG/RIG	C
9 11	MESA FRESNEDA, GERMAN	RIG/RIG	SS
28	DIAZ LOREN, GIORGE	LEF/LEF	P
01	ULACIA ALVAREZ, LUIS	RIG/LEF	*
12	PADILLA ALFONSO, JUAN	RIG/RIG	*
24	ESTRADA GONZALEZ, JOSE A.	RIG/RIG	*
25	FERNANDEZ RODRIGUEZ, OSVALDO	RIG/RIG	*
26	HERNANDEZ PEDROSO, ORLANDO	RIG/RIG	*
31	AJETE IGLESIAS, OMAR	LEF/LEF	*
38	VALDES BERRIEL, JORGE LUIS	LEF/LEF	*
41	DELGADO DIEZ, JOSE RAUL	RIG/RIG	*
44	ARROJO AVILA, ROLANDO	RIG/RIG	*
51	PEREZ RONDON, JUAN CARLOS	RIG/RIG	*

Team: TPE Chinese Taipei
Head coach: LEE, LAI-FA
Coach: KAO, YING-CHIEN
Coach: LIN, HUA-WEI

B. No.	Name	L/R hded	Flding
		Fie/Bat	Position
1 17	HUANG, CHUNG-YI	RIG/RIG	2B
2 10	CHANG, YAW-TEING	RIG/RIG	SS
3 21	CHIANG, TAI-CHUAN	RIG/RIG	LF
4 08	WU, SHIH-HSIH	RIG/RIG	3B
5 05	WANG, KUANG-SHIH	RIG/RIG	1B
6 45	CHANG, WEN-CHUNG	LEF/LEF	RF
7 06	CHEN, WEI-CHEN	RIG/RIG	D
8 22	PAI, KUN-HONG	RIG/RIG	C
9 13	LIAO, MING-HSIUNG	RIG/RIG	CF
01	LIN, CHAO-HUANG	RIG/RIG	P
02	LIN, KUN-HAN	RIG/RIG	*
07	HUANG, WEN-PO	RIG/RIG	*
16	LO, KUO-CHONG	RIG/RIG	*
18	LO, CHEN-JUNG	LEF/LEF	*
20	CHEN, CHI-HSIN	RIG/RIG	*
25	KUO LEE, CHIEN-FU	RIG/RIG	*
27	KU, KUO-CHIAN	RIG/RIG	*
36	TSAI, MING-HUNG	RIG/RIG	*
37	CHANG, CHENG-HSIEN	RIG/RIG	*
46	JONG, YEU-JENG	RIG/RIG	*



Beisbol
Homes

Béisbol
Hombres

Baseball
Hommes

Baseball
Men

Preliminary phase

		CUB	JPN	TPE	USA	PUR	DOM	ITA	ESP	For	Agst.	MPV
1	CUB Cuba	*	8-2	8-1	9-6	9-4	8-0	18-1	18-0	78	14	1000
2	JPN Japan	2-8	*	0-2	7-1	9-0	17-0	13-3	12-1	60	15	714
3	TPE Chinese Taipei	1-8	2-0	*	9-10	10-1	11-0	8-2	20-0	61	21	714
4	USA United States of America	6-9	1-7	10-9	*	8-2	10-0	10-0	4-1	49	28	714
5	PUR Puerto Rico	4-9	0-9	1-10	2-8	*	7-5	2-0	6-7	22	48	286
6	DOM Dominican Republic	0-8	0-17	0-11	0-10	5-7	*	7-5	11-2	23	60	286
7	ITA Italy	1-18	3-13	2-8	0-10	0-2	5-7	*	14-4	25	62	143
8	ESP Spain	0-18	1-12	0-20	1-4	7-6	2-11	4-14	*	15	85	143

Semi-finals

	JPN	TPE	2 - 5
	CUB	USA	6 - 1

Finals

1st-2nd	TPE	CUB	1 - 11
3rd-4th	USA	JPN	3 - 8

BB

Basquetbol

Baloncesto

Basket-ball

Basketball



	Català	Español	Français	English
as	Assistències	Asistencias	Aides	Assists
bl	Taps	Tapones	Lancers bloqués	Blocked shots
CLASSIF./CLASS.	Classificació	Clasificación	Classement	Classification
dr	Rebots defensius	Rebotes defensivos	Rebonds défensifs	Defensive rebounds
FINAL	Final	Final	Finale	Final
fl	Faltes	Faltas	Fautes	Fouls
fr	Faltes rebudes	Faltas recibidas	Fautes commises	Fouls received
free	Llançaments lliures	Tiros libres	Lancers-francs	Free throw
Group	Grup	Grupo	Groupe	Group
LOST	Perduts	Perdidos	Perdus	Lost
No.	Número	Número	Numéro	Number
or	Rebots ofensius	Rebotes ofensivos	Rebonds offensifs	Offensive rebounds
Player	Jugador/a	Jugador/as	Joueur/se	Player
points/PTS./Pt.	Punts	Puntos	Points	Points
POSITIONS/POS.	Posicions	Posiciones	Positions	Positions
Preliminary	Preliminar	Preliminar	Préliminaire	Preliminary
QUARTER FINAL	Quarts de final	Cuartos de final	Quarts de finale	Quarter final
SEMI-FINAL	Semifinal	Semifinal	Demi-finale	Semi-final
st	Robatoris	Robos	Interceptions	Steals
TEAM	Equip	Equipo	Équipe	Team
th.	Llançaments	Lanzamientos	Lancers	Throws
time	Temps	Tiempo	Temps	Time
TOTAL	Total	Total	Total	Total
tr	Pèrdues de la pilota	Pérdidas de balón	Pertes du ballon	Turnovers
vi	Violacions	Violaciones	Violations	Violations
WON	Guanyats	Ganados	Gagnés	Won



Basquetbol
Hombres

Baloncesto
Hombres

Basket-ball
Hommes

Basketball
Men

GERMANY(GER) 83-74 (ESP) SPAIN

PRELIMINARY

GER (7) (24) (36) (46) (56) (66) (74) (83)

GROUP A

No. Player	Pt.	2 points	3 points	free	th.	dr	or	as	st	tr	fl	vi	fr	bl	time	
4 BEHNKE, GUNTHER	2	0/1	0%			2/2	100%	1	1		4	1	2	1	14:04	
5 RODL, HENRIK	9	1/1	100%			7/10	70%			5	2	3		9	27:02	
6 ANDRES, ARMIN															0:00	
7 BAECK, STEPHAN	8	3/5	60%			2/2	100%				3		1		13:07	
8															0:00	
9 HARNISCH, H.	6	2/4	50%			2/2	100%	1	1		3	1	1	1	22:50	
10 BLAB, UWE															0:00	
11 SCHREMPF, DETLEF	26	7/16	44%	0/4	0%	12/17	71%	9	4	2	3	12			38:43	
12 GNAD, HANS	17	8/11	73%			1/2	50%	14	6	1	5	3	4		33:37	
13 NURNBERGER, KAI	2	1/1	100%					2		1	1	2			16:45	
14 KUJAWA, J.															0:00	
15 JACKEL, MICHAEL	13	3/9	33%	1/2	50%	4/4	100%	2	1	3	1	4	2	3	33:52	
TEAM																
TOTAL	83	25/48	52%	1/6	17%	30/39	77%	28	9	5	10	11	25	4	32	3

ESP (13) (19) (30) (39) (49) (57) (66) (74)

No. Player	Pt.	2 points	3 points	free	th.	dr	or	as	st	tr	fl	vi	fr	bl	time	
4 VILLACAMPA, J.	21	5/12	42%	1/6	17%	8/9	89%			2	4	1		6	35:18	
5 ARCEGA, JOSE				0/1	0%									1	10:47	
6 BIRIUKOV, JOSE		0/1	0%	0/2	0%					1				1	4:38	
7 JOFRESA, RAFAEL	9	1/3	33%	1/2	50%	4/4	100%	1	1	5	4		3		22:49	
8 JIMENEZ, ANDRES	10	4/8	50%			2/8	25%	1	3	1	1	5	7		22:46	
9 ALDAMA, SANTIAGO	4	2/3	67%					1	1	1	1	4	1	3	18:38	
10 JOFRESA, TOMAS	3	0/1	0%	1/3	33%									1	6:24	
11 FERNANDEZ, J.	3	0/2	0%	1/2	50%					1	1	1			9:00	
12 HERREROS, A.	13	6/11	55%	0/2	0%	1/2	50%	1	3	1	2	4			19:07	
13 ORENGA, JUAN	4	1/3	33%			2/2	100%	4	1	1	1	5	1	1	12:14	
14 ANDREU, ENRIQUE	5	2/5	40%			1/2	50%	6	1			4	1	2	26:22	
15 SAN EPIFANIO, J.	2	1/3	33%	0/1	0%					1	1	5	1		11:57	
TEAM																
TOTAL	74	22/52	42%	4/19	21%	18/27	67%	14	10	8	13	4	32	4	25	3

CROATIA (CRO) 93-76 (BRA) BRAZIL

PRELIMINARY

CRO (6) (22) (39) (55) (55) (64) (72) (93)

GROUP A

No. Player	Pt.	2 points	3 points	free	th.	dr	or	as	st	tr	fl	vi	fr	bl	time	
4 PETROVIC, DRAZEN	22	5/10	50%	2/7	29%	6/7	86%	2	5	3	3	5			37:30	
5 PERASOVIC, V.	5		1/1	100%		2/2	100%	1	1	1		2			10:37	
6 CVJETICANIN, D.	6		2/3	67%							3				14:03	
7 KUKOC, TONI	11	2/4	50%	2/2	100%	1/2	50%			4	4	3	4	2	26:15	
8 ALANOVIC, VLADAN	4	2/3	67%					3	1	1	2	1			16:29	
9 ARAPOVIC, FRANJO															0:00	
10 TABAK, ZAN	9	4/4	100%			1/1	100%	1	1		3	2			13:25	
11 VRANKOVIC, S.	2	1/2	50%					2	3	2		3			17:03	
12 GREGOV, ALAN			0/1	0%							1	1			4:45	
13 KOMAZEC, ARIJAN	14	5/7	71%	0/1	0%	4/4	100%	1	1	2	4	1	4	1	23:48	
14 RADJA, DINO	20	6/4	43%			8/10	80%	3	1	2	1	1	4	9	36:05	
15 NAGLIC, ARAMIS															0:00	
TEAM																
TOTAL	93	25/44	57%	7/15	47%	22/26	85%	10	3	17	16	8	26	1	26	3

BRA (10) (22) (31) (40) (49) (53) (62) (76)

No. Player	Pt.	2 points	3 points	free	th.	dr	or	as	st	tr	fl	vi	fr	bl	time	
4 VILLAS BOAS, P.	11	4/7	57%	1/3	33%			3	1	1	1	3			27:54	
5 GUERRA, JORGE			0/3	0%											2:29	
6 VICTALINO, G.	2	1/1	100%					1	3		5	1	1		13:09	
7 VIANA, JOAO	16	3/5	60%	1/1	100%	7/7	100%	6	3	2	1	3	4		26:51	
8 FERREIRA, R.								1				1			6:38	
9 CARDOSO, RICARDO								2		1	2	1			11:37	
10 PONIKWAR, MAURY	12	4/5	80%	1/4	25%	1/3	33%			6	3	1	5		30:35	
11 PONIKWAR, MARCEL				0/2	0%							1			6:29	
12 SANTOS, A.															0:00	
13 KUHN, WILSON	4	1/2	50%	0/1	0%	2/2	100%				4	1	1		7:15	
14 SCHMIDT, OSCAR	26	5/18	28%	3/8	38%	7/9	78%	1	2	5	2	4	2	9	37:13	
15 MACHADO, ISRAEL	5	2/5	40%			1/7	14%	1	3	1	2	3	1	5	29:50	
TEAM																
TOTAL	76	20/43	47%	6/22	27%	18/28	64%	14	11	3	16	8	26	6	26	1

CHINA (CHN) 68-100 (PUR) PUERTO RICO

PRELIMINARY

CHN (9) (19) (25) (35) (37) (46) (58) (68)

GROUP B

No. Player	Pt.	2 points	3 points	free	th.	dr	or	as	st	tr	fl	vi	fr	bl	time
4 ADILJAN										1	1	1			7:18
5 LI, CHUNJIANG															0:00
6 WANG, ZHIDAN		0/1	0%					1	1	2	1	5	1		18:11
7 SUN, JUN	10	5/7	71%	0/4	0%			2	1	3	4	2	2		26:55
8 HU, WEIDONG	14	4/8	50%	2/6	33%			2	1	1	1	4			25:12
9 SONG, LIGANG	6	3/7	43%					3	1	3	3	2	1	1	22:11
10 WU, QINGLONG	11	3/4	75%	1/3	33%	2/4	50%	1		2	1	5	2		19:39
11 SUN, FENGWU	2	1/2	50%	0/1	0%			1	3	4	2		2		32:42
12 MA, JIAN	1					1/2	50%	1		2	2	1	1		4:46
13 ZHANG, YONGJUN			0/1	0%				1		1	1				8:14
14 SHAN, TAO	22	9/14	64%			4/7	57%	4	3	3	1	3	4	9	31:49
15 GONG, XIAOBIN	2	1/4	25%					1	2	3					13:03
TEAM															
TOTAL	68	26/47	55%	3/15	20%	7/13	54%	16	5	14	16	23	24	5	14

PUR (6) (20) (37) (51) (64) (73) (83) (100)

No. Player	Pt.	2 points	3 points	free	th.	dr	or	as	st	tr	fl	vi	fr	bl	time	
4 ORTIZ, JOSE	6	3/7	43%			0/1	0%	2	1	1	1	2	2	1	3	24:33
5 LOPEZ, FEDERICO	8	4/4	100%	0/1	0%			2	6	4				1	21:43	
6 GAUSE, RAYMOND	12	2/5	40%	1/2	50%	5/5	100%	2		2	1	1	1	2	15:20	
7 PELLOT, EDWIN	12	4/5	80%			4/4	100%				3	1	3		18:36	
8 MINCY, JEROME	8	4/5	80%					2	2	1	4	1			18:04	
9 CARTER, JAMES		0/1	0%	0/1	0%					12	2	1	1	1	17:22	
10 COLON, JAVIER	6	3/5	60%					3	1	2	1	1			9:09	
11 RIVAS, RAMON	12	3/8	38%	0/1	0%	6/9	67%	1	3	1	3	1	3	1	25:36	
12 MORALES, MARIO	15	5/7	71%	1/1	100%	2/2	100%	1		1				1	13:42	
13 DE LEON, EDGAR	14	5/8	63%			4/8	50%	4	4	7	1	1	5		22:40	
14 CASIANO, EDDIE	7	2/2	100%	1/1	100%									1	6:04	
15 SOTO, RICHARD														1	7:11	
TEAM																
TOTAL	100	35/57	61%	3/7	43%	21/29	72%	14	7	25	27	8	14	4	24	5



Basquetbol
Homes

Baloncesto
Hombres

Basket-ball
Hommes

Basketball
Men

ANGOLA (ANG) 63-64 (GER) GERMANY PRELIMINARY
ANG (8) (20) (29) (42) (42) (49) (55) (63) GROUP A

No. Player	Pt.	2 points	3 points	free	th.	dr	or	as	st	tr	fl	vi	fr	bl	time
4 ROMANO, BÉNJAMIM															0:00
5 MOREIRA, ANIBAL	8	1/5 20%	2/5 40%			1	2	3	2	5	2	1	1		27:31
6 VICTORIANO, A.	3	0/1 0%	1/1 100%			3			1					1	11:27
7 WACUAHAMBIA, B.															3:37
8 COIMBRA, H.			0/3 0%								1				6:31
9 SOUSA, MANUEL	18		6/12 50%			2		5	1	2					36:47
10 DE CARVALHO, A.															0:00
11 SARDINHA, NELSON	6	3/6 50%		0/1 0%							3	1	1		12:42
12 DIAS, DAVID	4	2/2 100%				1	1		4	1	5	1	1		18:12
13 MACEDO, PAULO	3	1/2 50%		1/3 33%		2	5	3	2	4	2				34:21
14 GUIMARAES, JOSE	3	0/1 0%	1/3 33%			1		4	4	1	1	1	1		3:13
15 CONCEIÇÃO, JEAN	18	5/13 38%	1/6 17%	5/8 63%		5	1	2	3	1	5	1	2	2	33:39
TEAM															
TOTAL	63	12/30 40%	11/30 37%	6/12 50%		15	2	9	23	7	30	5	18	6	

GER (8) (13) (24) (36) (38) (49) (57) (64)

No. Player	Pt.	2 points	3 points	free	th.	dr	or	as	st	tr	fl	vi	fr	bl	time
4 BEHNKE, GUNTHER															0:00
5 RODL, HENRIK	6	2/4 50%		2/6 33%		1	2	3			1		3		28:00
6 ANDRES, ARMIN															0:00
7 BAECK, STEPHAN	0/3 0%										1	1			15:19
8 NEUHAUS, ARND															0:00
9 HARNISCH, H.	7	2/7 29%	0/1 0%	3/4 75%		1	1	1	2	1			3		35:09
10 BLAB, UWE	8	3/4 75%		2/6 33%		2	4		1		4		4		16:56
11 SCHREMPF, DETLEF	25	7/14 50%	1/2 50%	8/12 67%		13	2	2	5	2	4	2	12		37:08
12 GNAD, HANS	4	2/4 50%		0/2 0%		3	2		1	2	3	1	3	1	23:04
13 NURNBERGER, KAI	0/3 0%		0/1 0%								2	1	1	2	12:00
14 KUJAWA, J.															0:00
15 JACKEL, MICHAEL	14	5/9 56%		4/6 67%		2		1	1	3	2	5			32:24
TEAM															
TOTAL	64	21/48 44%	1/4 25%	19/36 53%		23	9	7	13	8	18	6	30	1	

UNIFIED TEAM (EUN) 85-63 (AUS) AUSTRALIA PRELIMINARY
EUN (7) (18) (31) (35) (45) (54) (69) (85) GROUP B

No. Player	Pt.	2 points	3 points	free	th.	dr	or	as	st	tr	fl	vi	fr	bl	time
4 VETRA, GOUNDARS		0/1 0%	0/1 0%			1		1	3	2					11:56
5 BAZAREVITCH, S.	12	4/7 57%	0/2 0%	4/6 67%				7	5	2	1	1	4		28:53
6 MIGLINIEKS, IGOR	14	1/4 25%	4/7 57%			1	1	1	3	3	3		3		35:33
7 GORIN, VLADIMIR									1	1					3:38
8 PANOV, SERGUEI															0:00
9 TIKHONENKO, V.	12	5/10 50%	0/2 0%	2/2 100%		4	1	2	3	1	2		2		27:16
10 BEREZHNOI, V.	13	5/6 83%		3/4 75%		2		1	2		5				20:28
11 NOSSOV, VITALI															0:00
12 SUKHAREV, D.	4	2/2 100%							1	1				1	6:18
13 GADASHEV, ELCHAD	5	2/2 100%		1/2 50%		3					4	1	5		5:29
14 VOLKOV, A.	15	4/10 40%	1/3 33%	4/7 57%		4	2	5	5	4	3	1	4		32:39
15 BELOSTENNYI, A.	10	3/3 100%		4/4 100%		5	2	4	3	1	2	2			27:50
TEAM															
TOTAL	85	26/45 58%	5/15 33%	18/25 72%		20	6	15	24	14	21	3	22	3	

AUS (12) (18) (21) (31) (37) (43) (54) (63)

No. Player	Pt.	2 points	3 points	free	th.	dr	or	as	st	tr	fl	vi	fr	bl	time
4 DORGE, KEVIN															0:00
5 MCKAY, MICHAEL	2	1/2 50%											1	1	5:35
6 SMYTH, PHILIP	2	1/1 100%	0/3 0%								1	4	2	1	26:04
7 SENGSTOCK, LARRY	3	1/2 50%		1/2 50%		1			3	1	3		1		7:12
8 KEOGH, DAMIAN	6	2/3 67%	0/2 0%	2/2 100%		1		2			3		1		17:31
9 LOGGINS, LEROY	4	1/7 14%	0/4 0%	2/2 100%		2	1	1	2	1	1	1	1	1	21:01
10 GAZE, ANDREW	17	2/3 67%	2/7 29%	7/9 78%		1	1	2	4		2	1	7		29:22
11 HEAL, SHANE															0:00
12 BRADTKE, MARK	10	4/11 36%		2/4 50%		4	1		1		2		3		30:51
13 LONGLEY, LUCIEN	7	3/8 38%		1/2 50%		3	2	2		2	4	1	4	1	27:11
14 VLAHOV, ANDREW	10	3/6 50%	1/1 100%	1/1 100%		3	2		3	1	4	1			21:59
15 BORNER, RAYMOND	2	1/2 50%									1	1	1	1	13:14
TEAM															
TOTAL	63	19/45 42%	3/17 18%	16/22 73%		16	7	8	17	9	22	3	21	2	

CROATIA (CRO) 70-103 (USA) UNITED STATES OF AMERICA PRELIMINARY
CRO (6) (13) (18) (37) (47) (52) (64) (70) GROUP A

No. Player	Pt.	2 points	3 points	free	th.	dr	or	as	st	tr	fl	vi	fr	bl	time
4 PETROVIC, DRAZEN	19	3/10 30%	3/6 50%	4/9 44%		3	3	3	5	4			9		34:39
5 PERASOVIC, V.	6	2/4 50%	0/1 0%	2/2 100%		1			1	1			1		16:56
6 CVJETICANIN, D.											1	2			3:09
7 KUKOC, TONI	4	2/10 20%	0/1 0%				1	5	2	7	4		1		34:38
8 ALANOVIC, VLADAN											1	1			4:46
9 ARAPOVIC, FRANJO													2		3:12
10 TABAK, ZAN		0/1 0%		0/1 0%		1		1	1		1				6:12
11 VRANKOVIC, S.	11	2/3 67%		7/8 88%		8	3	2	1	1		5	4		30:36
12 GREGOV, ALAN		0/1 0%											1		4:01
13 KOMAZEC, ARIJAN	13	4/7 57%	1/5 20%	2/2 100%			2	4	2	3		1			23:43
14 RADJA, DINO	14	6/10 60%		2/2 100%		7	1	4	2	2	1	3			31:56
15 NAGLIC, ARAMIS	3	1/2 50%	0/1 0%	1/2 50%		1		1					1		6:12
TEAM															1
TOTAL	70	20/48 42%	4/14 29%	18/26 69%		19	3	18	15	19	22	2	22	4	

USA (13) (24) (40) (54) (62) (77) (88) (103)

No. Player	Pt.	2 points	3 points	free	th.	dr	or	as	st	tr	fl	vi	fr	bl	time
4 LAETTNER, C.	9	2/2 100%	1/1 100%	2/2 100%		2			2		1		1		5:11
5 ROBINSON, DAVID	3	1/3 33%		1/1 100%		3			1	1	4		1	3	14:29
6 EWING, PATRICK	2	1/2 50%							1	1	1	1	2		12:12
7 BIRD, LARRY	3	0/2 0%	1/3 30%			3			1	4	1	2			18:49
8 PIPPEN, SCOTTIE	13	4/7 57%	1/2 50%	2/4 50%		1	1	9	5	2	1	1	2		27:32
9 JORDAN, MICHAEL	21	7/17 41%	2/5 40%	1/3 33%		1	1	3	8	3	3		5	2	27:50
10 DREXLER, CLYDE	12	5/6 83%	0/2 0%	2/2 100%		2	1	4	2	3		1			23:29
11 MALONE, KARL	12	5/8 63%		2/3 67%		4	1	2	1		1		2	1	18:26
12 STOCKTON, JOHN															0:00
13 MULLIN, C.	4	0/2 0%	0/1 0%	4/5 80%		1		6	2		2		2		23:51
14 BARKLEY, CHARLES	20	9/11 82%		2/3 67%		4	1	4	1	4		5			19:42
15 JOHNSON, EARVIN	4	1/2 50%		2/2 100%		3		1		1			2		8:29
TEAM															
TOTAL	103	35/62 56%	5/14 36%	18/25 72%		19	10	24	32	12	23	1	21	8	

BRAZIL (BRA)100-101 (ESP) SPAIN PRELIMINARY
BRA (8) (21) (32) (43) (62) (72) (90) (100) GROUP A

No. Player	Pt.	2 points	3 points	free	th.	dr	or	as	st	tr	fl	vi	fr	bl	time
4 VILLAS BOAS, P.	20	9/16 56%	0/3 0%	2/2 100%		3	3	5	3	4	1	2			33:44
5 GUERRA, JORGE	4	1/2 50%		2/2 100%		2	2	3	5		3		23		24:33
6 VICTALINO, G.	13	5/6 83%		3/4 75%		8	2	1	1	3	5		2	3	22:57
7 VIANA, JOAO	8	2/3 67%		4/4 100%		4	2		2	5		2	1		19:24
8 FERREIRA, R.						2				4					6:26
9 CARDOSO, RICARDO	2			2/2 100%									1		3:53
10 PONIKWAR, MAURY	3	0/2 0%	1/1 100%			1			1	1	1	2			15:27
11 PONIKWAR, MARCEL	3	1/1 100%	0/3 0%	1/2 50%							2		1	1	6:04
12 SANTOS, A.		0/1 0%				3	2		1		1				7:11
13 KUHN, WILSON		0/2 0%											1		2:03
14 SCHMIDT, OSCAR	44	11/17 65%	3/10 30%	13/13 100%		1	3	4	3	4		11			34:04
15 MACHADO, ISRAEL	3	1/3 33%		1/4 25%		3	2	1	1		4	1	6		24:14
TEAM															1
TOTAL	100	30/53 57%	4/17 24%	28/33 85%		27	11	7	17	12	37	3	30	5	

ESP (14) (25) (38) (53) (70) (78) (88) (101)

No. Player	Pt.	2 points	3 points	free	th.	dr	or	as	st	tr	fl	vi	fr	bl	time
4 VILLACAMPA, J.	25	5/10 50%	4/8												



Basquetbol
Homes

Baloncesto
Hombres

Basket-ball
Hommes

Basketball
Men

VENEZUELA (VEN) 71-78 (AUS) AUSTRALIA

PRELIMINARY
GROUP B

No. Player	Pt.	2 points	3 points	free	th.	dr	or	as	st	tr	fl	vi	fr	bl	time
4 DIAZ, VICTOR	2		0/2 0%	2/2 100%			2	1	1	4	1	1			10:01
5 DIAZ, DAVID															0:00
6 JARAMILLO, M.															0:00
7 SOLOZANO, N.															0:00
8 GONZALEZ, ROSTYN	0/1 0%					1									2:04
9 JIMENEZ, LUIS	1			1/3 33%						3	2				5:18
10 SHEPHERD, SAM	8 1/5 20%	1/2 50%	3/6 50%	1 3 2 2 2						5					29:07
11 HERRERA, CARL	11 5/8 63%	0/1 0%	1/1 100%	2 3 1 1 2 4					2	1				32:50	
12 WALCOTT, OMAR	9 3/6 50%		3/5 60%	7 4 3 2 2 5 1 5										32:43	
13 ESTABA, GABRIEL	10 2/7 29%	2/4 50%		2 4 4 1 1 4						1				33:22	
14 OLIVARES, IVAN	22 3/7 43%	4/9 44%	4/4 100%	2 3 1 4 2										28:50	
15 NELCHA, A.	8 2/2 100%		4/7 57%	2 1 2 4 3 2 7 1										25:45	
TEAM															
TOTAL	71 16/36 44%	7/18 39%	18/28 64%	17 11 14 12 13 29						4	24	3			

AUS (15) (27) (35) (43) (48) (59) (66) (78)

No. Player	Pt.	2 points	3 points	free	th.	dr	or	as	st	tr	fl	vi	fr	bl	time
4 DORGE, KEVIN	8 4/5 80%			0/1 0%		3	1			4	5	4	1		20:54
5 MCKAY, MICHAEL															0:00
6 SMYTH, PHILIP	6		2/6 33%			1	2	3	1	2			1		30:57
7 SENGSTOCK, LARRY															0:00
8 KEOGH, DAMIAN	8		2/4 50%	2/2 100%					1	2			1		12:13
9 LOGGINS, LEROY	10 3/5 60%	0/4 0%	4/4 100%						1	1	1	1	2		14:53
10 GAZE, ANDREW	12 5/6 83%	0/7 0%	2/3 67%						7	5	2	2	5		36:50
11 HEAL, SHANE															0:00
12 BRADTKE, MARK	16 7/14 50%		2/4 50%	2/4 50%		5	4	1	2	1	2	1	4		35:04
13 LONGLEY, LUCIEN	10 0/3 0%		0/1 0%			1	1	1		5	1				9:26
14 VLAHOV, ANDREW	14 2/7 29%	2/3 67%	4/6 67%			5	1	3	3	2	4	6			27:58
15 BORNER, RAYMOND	4 0/1 0%		4/5 80%			2	1	2		3	5				11:45
TEAM															1
TOTAL	78 21/41 51%	6/24 25%	18/26 69%	16 8 18 19 7 24						4	29	1			

BRAZIL (BRA) 76-66(ANG) ANGOLA

PRELIMINARY
GROUP A

No. Player	Pt.	2 points	3 points	free	th.	dr	or	as	st	tr	fl	vi	fr	bl	time
4 VILLAS BOAS, P.	2 1/4 25%					2		1							8:44
5 GUERRA, JORGE									1	1	2	2	1		12:25
6 VICTALINO, G.	5 1/4 25%	0/1 0%	3/5 60%	7 1 3 1 2 3 7 1											29:05
7 VIANA, JOAO	8 4/6 67%					2	1	1	2	2	1	1			10:55
8 FERREIRA, R.															0:00
9 CARDOSO, RICARDO			0/1 0%	2							1				1:03
10 PONIKWAR, MAURY	10 1/5 20%		8/10 80%	3 6 4 1							7				27:35
11 PONIKWAR, MARCEL	18 4/7 57%	3/5 60%	1/1 100%	4 1 2 1 1 1 1										28:58	
12 SANTOS, A.	4 2/3 67%		0/2 0%	2 1						2	2				18:14
13 KUHN, WILSON	4 1/4 25%		2/2 100%	3 1 1 1 2											13:25
14 SCHMIDT, OSCAR	19 2/8 25%	3/5 60%	6/8 75%	6 1 4 1 7							7				27:50
15 MACHADO, ISRAEL	6 3/6 50%			2 1						3	2	1			21:46
TEAM															
TOTAL	76 19/47 40%	6/11 55%	20/29 69%	30 9 11 11 14 13 6 28						2					

ANG (7) (15) (21) (26) (36) (50) (54) (66)

No. Player	Pt.	2 points	3 points	free	th.	dr	or	as	st	tr	fl	vi	fr	bl	time
4 ROMANO, BENJAMIM															0:00
5 MOREIRA, ANIBAL	13 5/12 42%	1/7 14%				3	2	5	1	1	4	1			32:34
6 VICTORIANO, A.		0/2 0%				1		2	2	1	1				10:27
7 WACUAHAMBIA, B.									1	1					6:02
8 COIMBRA, H.	13 1/2 50%	3/11 27%	2/2 100%	1 4 4 3 1											23:45
9 SOUSA, MANUEL	9 0/1 0%	3/11 27%				1	1	5	4						32:14
10 DE CARVALHO, A.															0:00
11 SARDINHA, NELSON	2 1/1 100%										2	1	1		7:06
12 DIAS, DAVID	10 3/7 43%	1/1 100%	1/2 50%	1 1							3	2			15:23
13 MACEDO, PAULO	0/1 0%	0/2 0%				2	4	1	4						22:46
14 GUIMARAES, JOSE	2 1/3 33%	0/4 0%				2	1	1	2	1	4	1	2		18:56
15 CONCEIÇÃO, JEAN	17 5/12 42%	2/3 67%	1/6 17%			6	3	1	5	2	3	2	6	4	30:47
TEAM															
TOTAL	66 16/39 41%	10/41 24%	4/10 40%	17 11 13 20 7 28 5 13 4											

UNIFIED TEAM (EUN) 100-84 (CHN) PEOPLE'S REPUBLIC OF CHINA

PRELIMINARY
GROUP B

No. Player	Pt.	2 points	3 points	free	th.	dr	or	as	st	tr	fl	vi	fr	bl	time
4 VETRA, GOUNDARS	17 3/4 75%	3/6 50%	2/2 100%	1 2 2 2											18:45
5 BAZAREVITCH, S.	18 4/6 67%	2/2 100%	4/5 80%	6 4 1 3 1 3 1										24:41	
6 MIGLINIEKS, IGOR	10 4/6 67%		2/3 67%	1 3 4 1 2 4										25:39	
7 GORIN, VLADIMIR	3 0/1 0%	0/2 0%	3/4 75%	1 3 3 3 2											20:42
8 PANOV, SERGUEI	4 0/1 0%	1/1 100%	1/2 50%	1 1 2 2 1											6:59
9 TIKHONENKO, V.	8 3/11 27%	0/1 0%	2/2 100%	2 3 2 1											27:07
10 BEREZHNOI, V.	14 5/5 100%		4/7 57%	2 1 1 1 1 3 5										16:49	
11 NOSSOV, VITALI	4 1/1 100%		2/2 100%	2 1 2 1 1											7:04
12 SUKHAREV, D.	4 1/1 100%		2/2 100%	1 1 2 1											12:45
13 GADASHEV, ELCHAD	0/2 0%		0/2 0%	1 2 1 3 1 1										6:40	
14 VOLKOV, A.	14 5/9 56%		4/5 80%	4 2 1 3 3 3 5										25:04	
15 BELOSTENNYI, A.	4 1/1 100%		2/3 67%	1 1 2 2 2											7:45
TEAM															
TOTAL	100% 27/48 56%	6/12 50%	28/39 72%	15 10 15 18 15 27 2 28 2											

CHN (16) (23) (31) (39) (44) (50) (62) (84)

No. Player	Pt.	2 points	3 points	free	th.	dr	or	as	st	tr	fl	vi	fr	bl	time
4 ADILJAN	4 2/3 67%									4	7	3	3		24:04
5 LI, CHUNJIANG															0:00
6 WANG, ZHDAN	8 4/7 57%		0/1 0%	2 3 2 1 5 1 3										18:02	
7 SUN, JUN	22 3/5 60%	4/8 50%	4/6 67%	2 2 2 1 7 3 1 5										40:00	
8 HU, WEIDONG			0/1 0%			1	1						1		6:58
9 SONG, LIGANG	11 3/8 38%		5/8 63%	1 1 2 4 2 3 2 5 1											32:00
10 WU, QINGLONG	19 5/7 71%	2/4 50%	3/4 75%	1 1 2 1 3 5 1 33:02											
11 SUN, FENGWU	3 0/2 0%	1/1 100%	0/1 0%	1											15:56
12 MA, JIAN	5 1/1 100%		3/4 75%							2	2	2			5:50
13 ZHANG, YONGJUN															0:00
14 SHAN, TAO	8 4/4 100%					1		1	3	5	1				12:44
15 GONG, XIAOBIN	4 0/3 0%		4/6 67%	1 1 4 4 4											11:24
TEAM															1
TOTAL	84 22/40 55%	7/14 50%	19/30 63%	8 9 11 18 21 28 5 27 2											

LITHUANIA (LTU) 104-91 (PUR) PUERTO RICO

PRELIMINARY
GROUP B

No. Player	Pt.	2 points	3 points	free	th.	dr	or	as	st	tr	fl	vi	fr	bl	time
4 CHOMICIUS, V.															



Basquetbol
Homes

Baloncesto
Hombres

Basket-ball
Hommes

Basketball
Men

UNITED STATES OF AMERICA (USA) 111-68 (GER) GERMANY

PRELIMINARY

USA (11) (22) (39) (58) (72) (83) (96) (111)															
GROUP A															
No. Player	Pt.	2 points	3 points	free	th.	dr	or	as	st	tr	fl	vi	fr	bl	time
4 LAETTNER, C.	6	2/4 50%		2/2 100%	3	1	3	3	1	1					16:45
5 ROBINSON, DAVID	9	4/6 67%		1/2 50%	3	1	1	2			1	2			18:53
6 EWING, PATRICK	4	2/7 29%				1	1	1	5	2	2	1			14:58
7 BIRD, LARRY	19	4/4 100%	3/7 43%	2/3 67%	1	2	3	2	1	2	2				20:54
8 PIPPEN, SCOTTIE	4	2/2 100%	0/1 0%		2	6	3	2			1				18:15
9 JORDAN, MICHAEL	15	7/8 88%	0/2 0%	1/4 25%		1	12	4	1		4				24:06
10 DREXLER, CLYDE	9	3/4 75%	1/4 25%		1	4	2	1	2	1		1			18:06
11 MALONE, KARL	18	8/10 80%		2/2 100%	5	2	4	1	1		2	2			20:18
12 STOCKTON, JOHN															0:00
13 MULLIN, C.	13	5/8 63%	1/2 50%		2	6	5	1	1						28:03
14 BARKLEY, CHARLES	14	6/11 55%		2/2 100%	1	2	1	2	2	2		1			19:42
15 JOHNSON, EARVIN															0:00
TEAM															
TOTAL	111	43/64 67%	5/16 31%	10/15 67%	19	6	34	24	10	19	5	14	8		

GER (3) (6) (12) (23) (35) (49) (59) (68)

GER (3) (6) (12) (23) (35) (49) (59) (68)															
GROUP A															
No. Player	Pt.	2 points	3 points	free	th.	dr	or	as	st	tr	fl	vi	fr	bl	time
4 BEHNKE, GUNTHER		0/3 0%				1	1	2							14:12
5 RODL, HENRIK	4	1/1 100%		2/3 67%					2	2	1				19:02
6 ANDRES, ARMIN			0/1 0%										1		5:23
7 BAECK, STEPHAN	8	4/7 57%	0/2 0%								2	2	1		19:50
8 NEUHAUS, ARND	4	2/2 100%							1	1	1				3:51
9 HARNISCH, H.	8	1/6 17%	1/3 33%	3/4 75%	1	2	1	1	2	4	1	2			24:07
10 BLAB, UWE	4	2/6 33%		0/2 0%	2	1	1	1	2		2				15:19
11 SCHREMPF, DETLEF	15	4/8 50%	1/4 25%	4/5 80%	7	1	2	2	6	2	1	6			34:37
12 GNAD, HANS	5	1/3 33%		3/4 75%	2				1	1		4	1		20:30
13 NURNBERGER, KAI	5	1/1 100%	1/2 50%						1	5		1			15:35
14 KUJAWA, J.		0/1 0%											1		5:56
15 JACKEL, MICHAEL	15	6/12 50%	1/4 25%						1	2	1	1			21:38
TEAM															
TOTAL	68	22/50 44%	4/16 25%	12/18 67%	13	4	9	14	17	14	3	19	1		

CROATIA (CRO) 88-79 (ESP) SPAIN

PRELIMINARY

CRO (13) (23) (32) (45) (58) (58) (71) (88)															
GROUP A															
No. Player	Pt.	2 points	3 points	free	th.	dr	or	as	st	tr	fl	vi	fr	bl	time
4 PETROVIC, DRAZEN	28	11/18 61%	0/3 0%	6/7 86%	1	1	2	1	1	3		10			37:00
5 PERASOVIC, V.	6	2/2 100%		2/2 100%					1	3	1	1			23:00
6 CVJETICANIN, D.			0/1 0%						1	1	1	2			14:55
7 KUKOC, TONI	8	4/7 57%	0/2 0%	0/2 0%	1	2	7	5	2	3		2			28:16
8 ALANOVIC, VLADAN															0:00
9 ARAPOVIC, FRANJO															0:00
10 TABAK, ZAN	2	1/3 33%				1	2				1	1			7:34
11 VRANKOVIC, S.	2	1/2 50%		0/2 0%	2		2	3		2	5				20:02
12 GREGOV, ALAN	2	1/4 25%	0/1 0%			1	1	1	3		2		1		15:25
13 KOMAZEC, ARIJAN	15	5/6 83%	0/1 0%	5/6 83%	2	3	5	1	3	1	4	1			15:46
14 OLIVAR, DINO	25	11/15 73%		3/4 75%	4	4	1	2	2	1		6			38:02
15 NAGLIC, ARAMIS															0:00
TEAM															
TOTAL	88	36/57 63%	0/8 0%	16/23 70%	12	13	12	19	8	21	3	25	7		

ESP (9) (21) (33) (42) (53) (64) (73) (79)

ESP (9) (21) (33) (42) (53) (64) (73) (79)															
GROUP A															
No. Player	Pt.	2 points	3 points	free	th.	dr	or	as	st	tr	fl	vi	fr	bl	time
4 VILLACAMPA, J.	19	7/13 54%	1/1 100%	2/2 100%	1	1	5	3	3	3		3	1		40:00
5 ARCEGA, JOSE				0/1 0%							1	1			2:51
6 BIRIUKOV, JOSE															0:00
7 JOFRESA, RAFAEL	15	6/8 75%	0/2 0%	3/4 75%	2	5	2	1	2		4				37:56
8 JIMENEZ, ANDRES	11	4/8 50%		3/4 75%	6	1			1	4		4			31:10
9 ALDAMA, SANTIAGO															0:00
10 JOFRESA, TOMAS															0:00
11 FERNANDEZ, J.	4	2/2 100%								1	4		1		6:59
12 HERREROS, A.	9	4/5 80%	0/1 0%	1/2 50%						2	1		1		15:08
13 ORENGA, JUAN	9	3/6 50%		3/4 75%	4	1	1	1	2	4	1	2			28:52
14 ANDREU, ENRIQUE	4	2/6 33%		0/2 0%	1	1	1	2	5		4	1			19:58
15 SAN EPIFANIO, J.	8	1/2 50%	2/5 40%	0/1 0%	1				1	1		2			17:06
TEAM															
TOTAL	79	29/50 58%	3/10 30%	12/19 63%	15	3	12	10	11	25	1	21	2		

VENEZUELA (VEN) 82-96 (PUR) PUERTO RICO

PRELIMINARY

VEN (11) (15) (27) (42) (52) (60) (72) (82)															
GROUP B															
No. Player	Pt.	2 points	3 points	free	th.	dr	or	as	st	tr	fl	vi	fr	bl	time
4 DIAZ, VICTOR		0/1 0%				1	2		3						12:36
5 DIAZ, DAVID															0:00
6 JARAMILLO, M.															0:00
7 SOLORZANO, N.											1				1:44
8 GONZALEZ, ROSTYN		0/3 0%						1	1	2					6:44
9 JIMENEZ, LUIS															0:00
10 SHEPHERD, SAM	11	2/7 29%	1/5 20%	4/4 100%	3	1	4		2	3		2			29:34
11 HERRERA, CARL	21	8/17 47%	1/2 50%	2/5 40%	1	3			1	4		4			38:02
12 WALCOTT, OMAR	8	4/10 40%				1	2	1	3		2	3			18:50
13 ESTABA, GABRIEL	15	3/7 43%	1/4 25%	6/7 86%	5	3	4	5	3	1	6				36:06
14 OLIVARES, IVAN	24	4/10 40%	4/7 57%	4/6 67%	1	3	1	6	1	3		5			35:06
15 NELCHA, A.	3	1/5 20%		1/3 33%	2	1		1	1	1	5				21:18
TEAM															
TOTAL	82	22/60 37%	7/18 39%	17/25 68%	14	14	12	16	5	18	3	25			

PUR (19) (30) (38) (52) (59) (69) (88) (96)

PUR (19) (30) (38) (52) (59) (69) (88) (96)															
GROUP B															
No. Player	Pt.	2 points	3 points	free	th.	dr	or	as	st	tr	fl	vi	fr	bl	time
4 ORTIZ, JOSE	13	6/10 60%		1/2 50%	3	4	2	2	3	4	2	2			19:13
5 LOPEZ, FEDERICO	19	8/12 67%	1/5 20%	0/1 0%	5	1	7	3	1	3		1	3		35:04
6 GAUSE, RAYMOND	8	1/2 50%	2/4 50%							1	1		1	1	19:55
7 PELLOT, EDWIN										1		1	2		3:11
8 MINCY, JEROME	16	3/5 60%	3/5 60%	1/4 25%	9	5	2	1	2	4		3			36:11
9 CARTER, JAMES	8	2/3 67%		4/4 100%					3	1	4	1	2		15:13
10 COLON, JAVIER		0/2 0%							1	1	1	2	1		6:37
11 RIVAS, RAMON	8	3/6 50%		2/3 67%	5	2	2	3	2	3		3	2		29:53
12 MORALES, MARIO	17	6/7 86%	1/2 50%	2/4 50%	2	1	1	1		3		3			18:48
13 DE LEON, EDGAR	7	3/6 50%		1/3 33%	2				4	4		3	1		15:55
14 CASIANO, EDDIE															0:00
15 SOTO, RICHARD															0:00
TEAM															
TOTAL	96	32/53 60%	7/16 44%	11/21 52%	28	14	18	16	15	26	2	18	7		

SPAIN (ESP) 63-83 (ANG) ANGOLA

PRELIMINARY

ESP (2) (14) (26) (36) (38) (40) (50) (63)															
GROUP A															
No. Player	Pt.	2 points	3 points	free	th.	dr	or	as	st	tr	fl	vi	fr	bl	time
4 VILLACAMPA, J.	16	5/7 71%	0/3 0%	6/8 75%	5	1	3	4	2	3	1	6			38:07
5 ARCEGA, JOSE	5	2/2 100%	0/1 0%	1/2 50%		1	1	1	1	3		1			12:55
6 BIRIUKOV, JOSE				0/1 0%							1	1			8:23
7 JOFRESA, RAFAEL	3	1/3 33%	0/1 0%	1/2 50%		2	3	2		2	3				19:28
8 JIMENEZ, ANDRES	16	7/12 58%		2/6 33%	3	2	1	5	5		7				32:39
9 ALDAMA, SANTIAGO	2	1/1 100%			2						1				3:15
10 JOFRESA, TOMAS	11	2/4 50%	0/1 0%	7/11 64%	1			1	1	1	6				11:32
11 FERNANDEZ, J.											1	1			3:42
12 HERREROS, A.	1	0/2 0%	0/3 0%	1/2 50%	1		2		2		1				16:48
13 ORENGA, JUAN	7	3/6 50%		1/2 50%	2	1	2	3		5					



Basquetbol
Homes

Baloncesto
Hombres

Basket-ball
Hommes

Basketball
Men

AUSTRALIA (AUS) 88-66 (CHN) PEOPLE'S REPUBLIC OF CHINA PRELIMINARY
AUS (17) (26) (31) (39) (53) (66) (77) (88) GROUP B

No. Player	Pt.	2 points	3 points	free	th.	dr	or	as	st	tr	fl	vi	fr	bl	time
4 DORGE, KEVIN		0/3 0%		0/2 0%				3	1	1	1				9:03
5 MCKAY, MICHAEL	1	0/2 0%	0/2 0%	1/2 50%		2				1	1				10:44
6 SMYTH, PHILIP	6	3/3 100%	0/1 0%					1	5	1	1	1	1		22:30
7 SENGSTOCK, LARRY	7	3/3 100%		1/2 50%		2				2		1			7:42
8 KEOGH, DAMIAN		0/1 0%						1	2	1	1				13:00
9 LOGGINS, LEROY	4	2/9 22%	0/2 0%					4	2	1	1	2	1		18:12
10 GAZE, ANDREW	30	7/8 88%	1/5 20%	13/15 87%		1	1	4	4	1	2		9		28:49
11 HEAL, SHANE	5	1/2 50%	1/1 100%					1	1	1					8:34
12 BRADTKE, MARK	14	4/5 80%		6/8 75%		5	2	3	1	1	1	5	1		23:02
13 LONGLEY, LUCIEN	11	5/8 63%		1/2 50%		4	4	2	1	2		6	1		21:21
14 VLAHOV, ANDREW	4	2/7 29%		0/2 0%		1	1	1	2	2	2	4			24:01
15 BORNER, RAYMOND	6	3/6 50%				3	3	1	1	2		1			13:02
TEAM															
TOTAL	88	30/57 53%	2/11 18%	22/33 67%		21	14	16	20	12	14	3	29	3	

CHN (5) (13) (22) (28) (32) (45) (54) (66)

No. Player	Pt.	2 points	3 points	free	th.	dr	or	as	st	tr	fl	vi	fr	bl	time
4 ADILJAN	2	1/3 33%	0/2 0%			1	1	2	2	1	2				26:58
5 LI, CHUNJIANG															0:00
6 WANG, ZHDAN	10	5/8 63%	0/1 0%	0/2 0%		4	1				5	1			20:17
7 SUN, JUN	13	3/6 50%	2/4 50%	1/1 100%		2	1	1	4	3	4	4			23:40
8 HU, WEIDONG	15	3/4 75%	3/7 43%			1	1	1	5	3	4	2	1		35:36
9 SONG, LIGANG	4	2/5 40%				3	2	1	1	2	2				22:58
10 WU, QINGLONG	14	1/5 20%	4/5 80%			1	1	1	4	4	1				20:44
11 SUN, FENGWU	4	2/3 67%	0/2 0%			1	6	2	1	1					13:02
12 MA, JIAN											1	1			3:40
13 ZHANG, YONGJUN															0:00
14 SHAN, TAO		0/6 0%				1	1	2	2	4	2				16:30
15 GONG, XIAOBIN	4	0/3 0%	0/1 0%	4/6 67%		2	1	2	1	4	3				16:35
TEAM														1	
TOTAL	66	17/43 40%	9/22 41%	5/9 56%		16	4	14	16	18	29	3	14	1	

LITHUANIA (LTU) 80-92 (EUN) UNIFIED TEAM PRELIMINARY
LTU (12) (20) (28) (38) (53) (59) (71) (80) GROUP B

No. Player	Pt.	2 points	3 points	free	th.	dr	or	as	st	tr	fl	vi	fr	bl	time
4 CHOMICIUS, V.	13	3/4 75%	2/5 40%	1/2 50%		5	1	7	3	4	1	2			34:02
5 PAZDRAZDIS, A.															0:00
6 VISOCKAS, ARUNAS															0:00
7 DIMAVICIUS, D.															0:00
8 BRAZDAUSKIS, R.															0:00
9 KRAPIKAS, G.	9	2/3 67%	1/2 50%	2/2 100%							3	1			23:41
10 KURTINAITIS, R.	8	1/4 25%	2/5 40%			2	1	2	3	4	5		1		35:54
11 SABONIS, ARVYDAS	21	10/18 56%	0/4 0%	1/1 100%		11	5	2	3	2	4	3	2		40:00
12 KARNISOVAS, A.	8	1/5 20%	2/4 50%			3	1	2	2	3	3	1			26:23
13 MARCIULIONIS, S.	21	7/15 47%	0/1 0%	7/8 88%		5	2	8	4	3	3	2	10		40:00
14 EINIKIS, G.															0:00
15 JOVAISA, S.															0:00
TEAM															
TOTAL	80	24/49 49%	7/21 33%	11/13 85%		21	9	13	19	14	22	3	19	4	

EUN (4) (13) (18) (26) (34) (57) (74) (92)

No. Player	Pt.	2 points	3 points	free	th.	dr	or	as	st	tr	fl	vi	fr	bl	time
4 VETRA, GOUNDARS		0/1 0%									1	1		1	3:46
5 BAZAREVITCH, S.		0/4 0%	0/1 0%						1	3	2	2	1		17:36
6 MIGLINIEKS, IGOR	15	1/4 25%	4/11 36%	1/4 25%		1	1	1	1	2	4	3			39:30
7 GORIN, VLADIMIR	2	1/1 100%	0/2 0%			3	2	2	1	4	1				19:08
8 PANOV, SERGUEI															0:00
9 TIKHONENKO, V.	31	7/12 58%	4/6 67%	5/7 71%		5	2	1	2	2	2	6			38:00
10 BEREZHNOI, V.	21	6/10 60%	2/3 67%	3/3 100%		2	1	3	2	1		2			26:46
11 NOSSOV, VITALI															0:00
12 SUKHAREV, D.	4	2/3 67%				2	1			2					13:14
13 GADASHEV, ELCHAD															0:00
14 VOLKOV, A.	19	5/10 50%	1/3 33%	6/9 67%		6	3	4	4	3	4	9	2		38:56
15 BELOSTENNYI, A.															3:04
TEAM															
TOTAL	92	22/45 49%	11/26 42%	15/23 65%		19	8	15	23	10	19	22	3		

CROATIA (CRO) 99-78 (GER) GERMANY PRELIMINARY
CRO (17) (21) (32) (46) (58) (74) (86) (99) GROUP A

No. Player	Pt.	2 points	3 points	free	th.	dr	or	as	st	tr	fl	vi	fr	bl	time
4 PETROVIC, DRAZEN	26	5/12 42%	3/4 75%	7/9 78%		2	3	3	2	4	1	5			36:10
5 PERASOVIC, V.	19	3/7 43%	2/2 100%	7/8 88%		1	1	3	4	4	4				34:57
6 CVJETICANIN, D.		0/1 0%						2	1						3:50
7 KUKOC, TONI	25	4/5 80%	5/8 63%	2/2 100%		4	3	4	1	3	2	3			40:00
8 ALANOVIC, VLADAN															5:03
9 ARAPOVIC, FRANJO															0:00
10 TABAK, ZAN	4	2/2 100%				1									06:09
11 VRANKOVIC, S.										1	2				3:05
12 GREGOV, ALAN															0:00
13 KOMAZEC, ARIJAN	10	4/6 67%	0/1 0%	2/5 40%		2	4	4	3	3	8				36:55
14 RADJA, DINO	15	5/7 71%		5/6 83%		4	1	3	4	2	4	1	6	2	33:51
15 NAGLIC, ARAMIS															0:00
TEAM															
TOTAL	99	23/40 58%	10/15 67%	23/30 77%		13	6	16	16	8	19	2	26	2	

GER (6) (10) (30) (41) (47) (53) (65) (78)

No. Player	Pt.	2 points	3 points	free	th.	dr	or	as	st	tr	fl	vi	fr	bl	time
4 BEHNKE, GUNTHER		0/1 0%									1	1		1	6:09
5 RODL, HENRIK	7	2/4 50%	1/3 33%	0/1 0%		2	3	5	3	3	4	1	1		30:22
6 ANDRES, ARMIN															0:00
7 BAECK, STEPHAN	13	5/8 63%	0/1 0%	3/3 100%		1		3	2	2	3				19:43
8 NEUHAUS, ARND															0:00
9 HARNISCH, H.	14	7/11 64%	0/1 0%			2	2	1		4	1	1			28:46
10 BLAB, UWE	3	0/1 0%		3/4 75%		1				3	2				14:56
11 SCHREMPF, DETLEF	25	8/14 57%		9/11 82%		6	2	1	2	3	2	2	8		31:41
12 GNAD, HANS	6	3/10 30%				1	4	3	3	1	2				21:25
13 NURNBERGER, KAI	2	1/1 100%	0/2 0%			2	1	1	3						17:57
14 KUJAWA, J.															0:00
15 JACKEL, MICHAEL	8	3/10 30%	0/1 0%	2/2 100%						2	4	3			29:01
TEAM														1	
TOTAL	78	29/60 48%	1/8 13%	17/21 81%		13	11	9	15	9	26	4	19	4	

UNITED STATES OF AMERICA (USA) 127-83 (BRA) BRAZIL PRELIMINARY
USA (17) (34) (51) (60) (74) (92) (112) (127) GROUP A

No. Player	Pt.	2 points	3 points	free	th.	dr	or	as	st	tr	fl	vi	fr	bl	time
4 LAETTNER, C.		0/1 0%	0/2 0%			2		1	1						6:40
5 ROBINSON, DAVID	11	5/8 63%		1/1 100%		1	2	3	2	1	4	1	1		14:41
6 EWING, PATRICK	13	5/8 63%		3/3 100%		5	4	2	2			3	2		22:43
7 BIRD, LARRY	5	1/1 100%	1/5 20%			6	1		1	3					21:17
8 PIPPEN, SCOTTIE	14	4/7 57%	2/4 50%			4	4	3	2	1					27:15
9 JORDAN, MICHAEL	15	4/7 57%	1/3 33%	4/5 80%		2	7	2	3		5				24:51
10 DREXLER, CLYDE	8	4/6 67%	0/3 0%	0/4 0%		2	5	10	3	3	1	3			27:54
11 MALONE, KARL	12	4/7 57%		4/4 100%		2	2	1	1	2	2	2	1		16:38
12 STOCKTON, JOHN															0:00
13 MULLIN, C.	19	4/7 57%	3/5 60%	2/3 67%		1	5	3	4	4	2	1			18:43
14 BARKLEY, CHARLES	30	11/13 85%	1/1 100%	5/7 71%		2	6	1	4	1	2	1	6	1	19:18
15 JOHNSON, EARVIN															0:00
TEAM															
TOTAL	127	42/65 65%	8/23 35%	19/27 70%		27	19	34	20	11	18	4	22	6	

BRA (15) (21) (36) (41) (48) (55) (68) (83)

No. Player	Pt.	2 points	3 points	free	th.	dr	or	as	st	tr	fl	vi	fr	bl	time
4 VILLAS BOAS, P.	16	4/8 50%	2/4 50%	2/2 100%		1	2	2	1	1	1				16:41
5 GUERRA, JORGE															



Basquetbol
Homes

Baloncesto
Hombres

Basket-ball
Hommes

Basketball
Men

GERMANY (GER) 76-85 (BRA) BRAZIL PRELIMINARY
GER (12) (24) (32) (40) (49) (55) (65) (76) GROUP A

No. Player	Pt.	2 points	3 points	free	th.	dr	or	as	st	tr	fl	vi	fr	bl	time	
4 BEHNKE, GUNTHER															0:00	
5 RODL, HENRIK	4	2/4	50%	0/1	0%		1	1	3	2	4	1			28:34	
6 ANDRES, ARMIN															0:00	
7 BAECK, STEPHAN	2	1/4	25%	0/1	0%		1			1	1				12:37	
8 NEUHAUS, ARND															0:00	
9 HARNISCH, H.	9	3/4	75%	1/3	33%		2	1	1	1	3	1	2	2	30:38	
10 BLAB, UWE	2	1/1	100%		0/2	0%	3	2		1	2	3	1		12:30	
11 SCHREMPF, DETLEF	27	9/17	53%	0/3	0%	9/15	60%	7	3	3	2	4	1	1	13	40:00
12 GNAD, HANS	10	4/7	57%		2/2	100%	7	3	1		1	4	1	4	27:30	
13 NURNBERGER, KAI	8	3/4	75%		2/2	100%	1	1		3	1	1			19:38	
14 KUJAWA, J.															0:00	
15 JACKEL, MICHAEL	14	6/9	67%	0/1	0%	2/2	100%	2	1		1	1	5	1	28:33	
TEAM																
TOTAL	76	29/50	58%	1/9	11%	15/23	65%	24	10	9	5	15	22	3	23	2

BRA (8) (17) (26) (39) (46) (56) (70) (85) PRELIMINARY
GROUP A

No. Player	Pt.	2 points	3 points	free	th.	dr	or	as	st	tr	fl	vi	fr	bl	time	
4 VILLAS BOAS, P.	27	8/16	50%	1/5	20%	8/9	89%	3	1	4	1	3	1	7	40:00	
5 GUERRA, JORGE	7	2/2	100%	0/1	0%	3/4	75%		1	2	1			2	13:50	
6 VICTALINO, G.	4	2/3	67%						3	2	2	1	5	1	25:46	
7 VIANA, JOAO	4	1/1	100%			2/2	100%	1		3	1	4	1	1	14:14	
8 FERREIRA, R.															0:00	
9 CARDOSO, RICARDO															0:00	
10 PONIKWAR, MAURY		0/2	0%	0/2	0%				1	1	6	3	1	1	2	26:10
11 PONIKWAR, MARCEL	3			1/2	50%				1		1	1			6:10	
12 SANTOS, A.	20	9/13	69%		2/4	50%	4	7	1	3	5	5			25:20	
13 KUHN, WILSON															0:00	
14 SCHMIDT, OSCAR	14	2/12	17%	2/10	20%	4/4	100%	4	1	1	1	2	2	1	5	33:50
15 MACHADO, ISRAEL	6	2/3	67%		2/2	100%	2	2	1	2	2	1	2		14:40	
TEAM																
TOTAL	85	26/52	50%	4/20	20%	21/25	84%	19	13	13	20	6	23	6	22	1

CROATIA (CRO) 73-64 (ANG) ANGOLA PRELIMINARY
CRO (8) (16) (24) (27) (37) (42) (60) (73) GROUP A

No. Player	Pt.	2 points	3 points	free	th.	dr	or	as	st	tr	fl	vi	fr	bl	time	
4 PETROVIC, DRAZEN															0:00	
5 PERASOVIC, V.	7	1/1	100%		5/6	83%			1				3		6:23	
6 CVJETICANIN, D.	4	2/3	67%	0/1	0%	0/1	0%	1	1	1	1		2		16:42	
7 KUKOC, TOM	5		1/4	25%	2/4	50%	3	1	2	2	1		4		20:00	
8 ALANOVIC, VLADAN	9	2/4	50%	1/2	50%	2/4	50%	1	3	1	1	4	4		27:39	
9 ARAPOVIC, FRANJO	9	1/2	50%		7/10	70%	5	1	2	3	6				23:19	
10 TABAK, ZAN	4	2/4	50%				1	2			2	1			13:47	
11 VRANKOVIC, S.															0:00	
12 GREGOV, ALAN	5	2/3	67%	0/1	0%	1/2	50%	3	2	4	2	3	1		32:21	
13 KOMAZEC, ARIJAN	22	9/13	69%	0/3	0%	4/4	100%	6	4	3	1	4	4	7	40:00	
14 RADJA, DINO	4	1/1	100%		2/2	100%	2	1		1	2		6		6:38	
15 NAGLIC, ARAMIS	4	2/6	33%	0/1	0%										13:11	
TEAM															1	1
TOTAL	73	22/37	59%	2/12	17%	23/33	70%	22	3	12	14	6	20	5	30	

ANG (9) (21) (29) (38) (52) (59) (61) (64) PRELIMINARY
GROUP A

No. Player	Pt.	2 points	3 points	free	th.	dr	or	as	st	tr	fl	vi	fr	bl	time	
4 ROMANO, BENJAMIM															0:00	
5 MOREIRA, ANIBAL	7	3/6	50%	0/2	0%	1/3	33%	2	2	4	4	4			32:40	
6 VICTORIANO, A.	8	1/1	100%	2/5	40%	0/1	0%			1	5	1	3		18:58	
7 WACUAHAMBIA, B.															0:00	
8 COIMBRA, H.															0:00	
9 SOUSA, MANUEL	2		0/4	0%	2/2	100%				1	2				19:08	
10 DE CARVALHO, A.															0:00	
11 SARDINHA, NELSON									3		1	1	2	1	11:58	
12 DIAS, DAVID	2	1/1	100%	0/2	0%				1	1	1	2	3	1	1	15:34
13 MACEDO, PAULO	12	5/7	71%		2/4	50%	2	1	2	2	1	5	4		34:12	
14 GUIMARAES, JOSE	9	0/4	0%	3/5	60%				1	2	2	1	4	1	1	32:08
15 CONCEIÇÃO, JEAN	24	10/22	45%	1/3	33%	1/3	33%	5	2	1	5	2	5	7	35:22	
TEAM																
TOTAL	64	20/41	49%	6/21	29%	6/13	46%	14	6	5	17	7	30	3	19	2

VENEZUELA (VEN) 96-88 (CHN) PEOPLE'S REPUBLIC OF CHINA PRELIMINARY
VEN (13) (24) (33) (52) (66) (72) (84) (96) GROUP B

No. Player	Pt.	2 points	3 points	free	th.	dr	or	as	st	tr	fl	vi	fr	bl	time	
4 DIAZ, VICTOR	8	3/3	100%	0/2	0%	2/2	100%	1	3	2	2	1			18:00	
5 DIAZ, DAVID															0:00	
6 JARAMILLO, M.															0:00	
7 SOLORZANO, N.															0:00	
8 GONZALEZ, ROSTYN											1		1		4:30	
9 JIMENEZ, LUIS															0:00	
10 SHEPHERD, SAM	11	4/7	57%	1/3	33%	0/1	0%		4	2	4	2	1	4	25:47	
11 HERRERA, CARL	23	9/13	69%		5/6	83%	4	6	3	1	2	2	6	2	37:46	
12 WALCOTT, OMAR	4	0/3	0%		4/4	100%	5	1	5	3	2	2	3	1	22:30	
13 ESTABA, GABRIEL	23	2/4	50%	3/3	100%	10/13	77%	4	1	1	1	4	7		27:58	
14 OLIVARES, IVAN	16	0/4	0%	3/8	38%	7/8	88%	1	2	3	3	2	6		36:13	
15 NELCHA, A.	11	4/6	67%		3/5	60%	6	1		2	2	1	4	1	27:16	
TEAM																
TOTAL	96	22/40	55%	7/16	44%	31/39	79%	20	10	18	10	13	17	4	32	4

CHN (12) (23) (37) (52) (68) (70) (80) (88) PRELIMINARY
GROUP B

No. Player	Pt.	2 points	3 points	free	th.	dr	or	as	st	tr	fl	vi	fr	bl	time	
4 ADILJAN	5	1/2	50%	1/3	33%				2	1	3	4	2		22:02	
5 LI, CHUNJIANG		0/1	0%	0/3	0%				1		2				6:33	
6 WANG, ZHIDAN	2	1/1	100%						2		1	1	1		11:29	
7 SUN, JUN	16	7/10	70%	0/6	0%	2/2	100%	2	5	2	1	4	2		34:38	
8 HU, WEIDONG	13	1/2	50%	3/5	60%	2/2	100%	2	1	2	2	5	1		21:34	
9 SONG, LIGANG												1			1:55	
10 WU, QINGLONG	6	3/5	60%						3	1	1	5	1		14:08	
11 SUN, FENGWU	9	3/4	75%	1/1	100%	0/2	0%	2	1	3	5	2	2		21:05	
12 MA, JIAN	8	4/5	80%	0/1	0%				1	1	2				14:30	
13 ZHANG, YONGJUN															0:00	
14 SHAN, TAO	11	5/8	63%		1/2	50%	2	1	5	1	4	1	4	1	28:31	
15 GONG, XIAOBIN	18	7/8	88%		4/4	100%	2	2	2	1	4	1	4	1	23:35	
TEAM																
TOTAL	88	32/46	70%	5/19	26%	9/12	75%	16	2	16	18	11	32	2	17	2

AUSTRALIA (AUS) 87-98 (LTU) LITHUANIA PRELIMINARY
AUS (9) (21) (32) (46) (53) (65) (73) (87) GROUP B

No. Player	Pt.	2 points	3 points	free	th.	dr	or	as	st	tr	fl	vi	fr	bl	time	
4 DORGE, KEVIN	3	0/1	0%		3/4	75%	3			1	3	1			8:07	
5 MCKAY, MICHAEL	3		1/1	100%						1					3:42	
6 SMYTH, PHILIP	9		3/7	43%			1	2	3	3	3				22:20	
7 SENGSTOCK, LARRY				0/1	0%		1		4	1					9:50	
8 KEOGH, DAMIAN	5	1/3	33%	1/2	50%		1	1	1	1	1	1			19:07	
9 LOGGINS, LEROY	16	8/12	67%	0/3	0%		2		2	2	1	1			19:59	
10 GAZE, ANDREW	16	3/8	38%	1/4	25%	7/7	100%	2	2	3	4	2	1	4	34:11	
11 HEAL, SHANE															0:00	
12 BRADTKE, MARK	16	6/16	38%		4/4	100%	9	3	2	3	3	3			29:49	
13 LONGLEY, LUCIEN	12	6/12	50%		0/1	0%	3	2	1	2	2	5	2	2	18:46	
14 VLAHOV, ANDREW	5	1/11	9%	1/2	50%		1	1	1	4	2				23:55	
15 BORNER, RAYMOND	2	0/4	0%		2/4	50%	1	2	2	1	1	2	1		10:14	
TEAM																
TOTAL	87	25/67	37%	7/19	37%	16/21	76%	19	13	11	18	4	26	3	21	5

LTU (12) (24) (35) (45) (63) (73) (84) (98) PRELIMINARY
GROUP B

No. Player	Pt.	2 points	3 points	free	th.	dr	or	as	st	tr	fl	vi	fr	bl	time
4 CHOICIUS, V.	17	2/3	67%	3/7											



Basquetbol
Homes

Baloncesto
Hombres

Basket-ball
Hommes

Basketball
Men

PUERTO RICO (PUR) 82-70 (EUN) UNIFIED TEAM

PRELIMINARY

PUR (5) (13) (21) (36) (46) (56) (70) (82)																
GROUP B																
No. Player	Pt.	2 points	3 points	free	th.	dr	or	as	st	tr	fl	vi	fr	bl	time	
4 ORTIZ, JOSE	16	7/15	47%	0/1	0%	2/3	67%	8	5	5	2	6	1	3	2	33:45
5 LOPEZ, FEDERICO	5	2/4	50%	0/2	0%	1/2	50%	4	1	2	1	3	3		20:58	
6 GAUSE, RAYMOND	2			0/2	0%	2/3	67%	1	1	2			1		17:04	
7 PELLOT, EDWIN		0/1	0%					1	1	1	1	1			5:00	
8 MINCY, JEROME	16	4/8	50%	1/3	33%	5/5	100%	3	1	1	1	2	7	1	35:30	
9 CARTER, JAMES	16	7/13	54%			2/2	100%	2	4	3			1		24:21	
10 COLON, JAVIER												1			2:05	
11 RIVAS, RAMON	5	1/8	13%			3/4	75%	2	3	1	1	1	2	2	20:39	
12 MORALES, MARIO	11	1/2	50%	3/4	75%							1	1		18:13	
13 DE LEON, EDGAR	11	4/9	44%			3/4	75%	7	1	1	3	3	1	2	22:25	
14 CASIANO, EDDIE															0:00	
15 SOTO, RICHARD															0:00	
TEAM																
TOTAL	82	26/60	43%	4/12	33%	18/23	78%	27	13	16	11	8	13	2	21	3

EUN (14) (25) (29) (39) (49) (59) (64) (70)

EUN (14) (25) (29) (39) (49) (59) (64) (70)																		
No. Player	Pt.	2 points	3 points	free	th.	dr	or	as	st	tr	fl	vi	fr	bl	time			
4 VETRA, GOUNDARS	25	5/7	71%	5/8	63%						1	1	1	2	30:05			
5 BAZAREVITCH, S.	5	1/3	33%	1/1	100%						2		1	1	17:32			
6 MIGLINIEKS, IGOR	3	0/4	0%	1/3	33%						1	4	5	5	3	24:41		
7 GORIN, VLADIMIR		0/1	0%	0/3	0%						2		1		10:14			
8 PANO, SERGUEI															0:00			
9 TIKHONENKO, V.	12	5/9	56%	0/1	0%	2/2	100%	2	4	3	1	1	1	1	28:55			
10 BEREZHNOI, V.	2	0/3	0%			2/4	50%	2	3		1	2			20:10			
11 NOSSOV, VITALI															0:00			
12 SUKHAREV, D.	4	2/2	100%								2	1	1	3	1	2	14:58	
13 GADASHEV, ELCHAD	2	1/3	33%								1	2	3	2	1	10:52		
14 VOLKOV, A.	12	3/12	25%	2/6	33%						4	2	5	1	2	4	2	28:23
15 BELOSTENNYI, A.	5	1/4	25%			3/6	50%	5	1				2	1	4	14:10		
TEAM																		
TOTAL	70	18/48	38%	9/22	41%	7/12	58%	19	7	20	14	9	21	2	13	2		

SPAIN (ESP) 81-122 (USA) UNITED STATES OF AMERICA

PRELIMINARY

ESP (9) (15) (25) (35) (42) (58) (66) (81)																
GROUP A																
No. Player	Pt.	2 points	3 points	free	th.	dr	or	as	st	tr	fl	vi	fr	bl	time	
4 VILLACAMPA, J.	15	6/17	35%	1/3	33%			1	1	3	1	2	2		33:33	
5 ARCEGA, JOSE	5		1/2	50%	2/2	100%	1	2	1				1		11:15	
6 BIRIUKOV, JOSE	4	1/2	50%	0/4	0%	2/2	100%			1	1	2	1		10:52	
7 JOFRESA, RAFAEL	6	0/1	0%	2/4	50%			1	1	2	2	2	2		18:03	
8 JIMENEZ, ANDRES	23	10/16	63%			3/7	43%	3	4	6	3	1	1	1	6	32:21
9 ALDAMA, SANTIAGO		0/2	0%					1	1	1	1	1			7:58	
10 JOFRESA, TOMAS	2	0/2	0%	0/1	0%	2/2	100%			3	1	1	1		10:42	
11 FERNANDEZ, J.	3	1/1	100%	0/1	0%	1/3	33%			1	1	1	2		12:28	
12 HERREROS, A.	6	2/4	50%	0/1	0%	2/3	67%			2	2	1	3	1	2	23:07
13 ORENGA, JUAN	6	3/8	38%					3	1	2	4	3	1		16:23	
14 ANDREU, ENRIQUE	11	4/9	44%	0/1	0%	3/5	60%	4	3	3	2	3	4		23:18	
15 SAN EPIFANIO, J.															0:00	
TEAM															1	
TOTAL	81	27/62	44%	4/17	24%	15/24	63%	13	12	14	19	15	17	4	21	

USA (13) (26) (42) (65) (73) (82) (105) (122)

USA (13) (26) (42) (65) (73) (82) (105) (122)																
No. Player	Pt.	2 points	3 points	free	th.	dr	or	as	st	tr	fl	vi	fr	bl	time	
4 LAETTNER, C.	2	1/3	33%	0/1	0%						1	1	1		4:48	
5 ROBINSON, DAVID	9	4/8	50%			1/2	50%	3	1	2	4	3	2	1	14:31	
6 EWING, PATRICK	14	6/7	86%			2/2	100%	7	3	1	1	3	1	2	5	20:41
7 BIRD, LARRY	14	3/4	75%	2/5	40%	2/2	100%	4	3	2	2	3	2		19:55	
8 PIPPEN, SCOTTIE	10	3/3	100%	0/1	0%	4/4	100%	2	1	9	4	4	2	1	20:48	
9 JORDAN, MICHAEL	11	4/13	31%	1/3	33%			1	2	5	5	1	1	2	22:43	
10 DREXLER, CLYDE	17	4/8	50%	3/3	100%					3	2	3	1	1	1	20:57
11 MALONE, KARL	7	3/6	50%			1/2	50%	7	3	1		1	1	1	19:55	
12 STOCKTON, JOHN	4			1/2	50%	1/2	50%						1	1	6:24	
13 MULLIN, C.	14	4/6	67%	2/5	40%			1	1	1	3	2			20:05	
14 BARKLEY, CHARLES	20	6/10	60%	2/2	100%	2/3	67%	4	2	4	1	1	1	4	20:05	
15 JOHNSON, EARVIN				0/1	0%					1	1	1	1		9:08	
TEAM																
TOTAL	122	38/68	56%	11/23	48%	13/17	76%	26	19	29	19	9	21	7	17	7

CROATIA (CRO) 98-65 (AUS) AUSTRALIA

QUARTER FINAL

CRO (13) (25) (33) (41) (55) (66) (75) (98)																
No. Player	Pt.	2 points	3 points	free	th.	dr	or	as	st	tr	fl	vi	fr	bl	time	
4 PETROVIC, DRAZEN	25	9/11	82%	1/3	33%	4/5	80%	2	4	5	4	3	2	5	36:06	
5 PERASOVIC, V.	12	3/6	50%	2/3	67%			2	4	6	1	2	2		37:07	
6 CVJETICANIN, D.	9		3/3	100%				1			1				2:53	
7 KUKOC, TONI	13	5/5	100%	1/5	20%			1	11	4	1		1		38:13	
8 ALANOVIC, VLADAN	6	1/1	100%	1/2	50%	1/1	100%	1	1	2	1	1			5:41	
9 ARAPOVIC, FRANJO															0:00	
10 TABAK, ZAN	2	1/1	100%					1							2:53	
11 VRANKOVIC, S.	2	1/1	100%			0/2	0%	1		2	2	1	3		9:38	
12 GREGOV, ALAN															0:00	
13 KOMAZEC, ARIJAN	15	3/5	60%	2/6	33%	3/4	75%			3	3	3	2		30:22	
14 RADJA, DINO	14	6/11	55%	0/1	0%	2/4	50%	11	1	4	3	4	4	1	37:07	
15 NAGLIC, ARAMIS															0:00	
TEAM																
TOTAL	98	29/41	71%	10/23	43%	10/16	63%	19	12	24	10	17	2	15	5	

AUS (7) (9) (19) (31) (34) (36) (49) (65)

AUS (7) (9) (19) (31) (34) (36) (49) (65)																
No. Player	Pt.	2 points	3 points	free	th.	dr	or	as	st	tr	fl	vi	fr	bl	time	
4 DORGE, KEVIN	4	2/4	50%							1	1	2		1	10:58	
5 MCKAY, MICHAEL				0/1	0%					1	1	1			6:02	
6 SMYTH, PHILIP	3		1/2	50%						1	1	3	3		23:05	
7 SENGSTOCK, LARRY	3	1/2	50%			1/1	100%	3	1	2		1			5:41	
8 KEOGH, DAMIAN		0/2	0%	0/1	0%			3	1	1	3	1			14:02	
9 LOGGINS, LEROY	13	4/7	57%	1/7	14%	2/4	50%	1	1	4	1	3	3		22:08	
10 GAZE, ANDREW	16	7/14	50%	0/2	0%	2/2	100%	1	3	1		2	3		31:20	
11 HEAL, SHANE															0:00	
12 BRADTKE, MARK	1	0/5	0%			1/2	50%	4	1	2	2	1	1	1	20:40	
13 LONGLEY, LUCIEN	10	5/12	42%			0/2	0%	2		5	2	1	1	1	27:28	
14 VLAHOV, ANDREW	11	2/6	33%	1/3	33%	4/4	100%	1	4	2	2		2	3	23:23	
15 BORNER, RAYMOND	4	1/2	50%			2/2	100%	2	1	1	1	2	1	1	15:13	
TEAM																
TOTAL	65	22/54	41%	3/16	19%	12/17	71%	18	11	10	12	9	15	6	17	3

UNIFIED TEAM (EUN) 83-76 (GER) GERMANY

QUARTER FINAL

EUN (14) (21) (23) (35) (44) (56) (68) (83)															
No. Player	Pt.	2 points	3 points	free	th.	dr	or	as	st	tr	fl	vi	fr	bl	time
4 VETRA, GOUNDARS	16	1/4	25%	3/7	43%	5/5	100%	4			3	3			30:40
5 BAZAREVITCH, S.	7	2/3	67%	1/4	25%			1	2	1					20:12
6 MIGLINIEKS, IGOR	3	1/2	50%	0/1	0%	1/2	50%	2	1	2	5	2			32:27
7 GORIN, VLADIMIR															0:00
8 PANO, SERGUEI															0:00
9 TIKHONENKO, V.	26	7/14	50%	1/2	50%	9/10	90%	5	1	3	3	2	11	0	36:41
10 BEREZHNOI, V.	6	2/5	40%			2/6	33%	2	2		3	4	2		21:32
11 NOSSOV, VITALI															0:00
12 SUKHAREV, D.	10	4/6	67%			2/2	100%	4	1						



Basquetbol
Homes

Baloncesto
Hombres

Basket-ball
Hommes

Basketball
Men

LITHUANIA (LTU)114-96 (BRA) BRAZIL

QUARTER FINAL

LTU (11) (22) (37) (48) (57) (68) (86) (114)

No.	Player	Pt.	2points	3points	free	th.	dr	or	as	st	tr	fl	vi	fr	bl	time
4	CHOMICIUS, V.	11	2/2 100%	1/4 25%	4/4 100%	2	3	5								31:25
5	PAZDRAZDIS, A.															0:00
6	VISOCKAS, ARUNAS															0:00
7	DIMAVICIUS, D.															0:00
8	BRAZDAUSKIS, R.						2									4:46
9	KRAPIKAS, G.	7	2/4 50%	0/2 0%	3/4 75%	1	1	1	2	3	2					16:41
10	KURTINAITIS, R.	20	1/4 25%	4/7 57%	6/8 75%	1	2	1	3	2	4	1	4			30:13
11	SABONIS, ARVYDAS	32	12/16 75%	0/1 0%	8/11 73%	11	2	3	1	2	4	3	10			40:00
12	KARNISOVAS, A.	15	3/7 43%	1/4 25%	6/6 100%	2	1	4	2	1	4	1	5			34:08
13	MARCILIJONIS, S.	29	7/13 54%	0/1 0%	15/18 83%	5	11	0	3	2	2	14				36:30
14	EINIKIS, G.						1					2				3:30
15	JOVAISA, S.		0/2 0%									1				2:47
TEAM																
TOTAL		114	27/46 59%	6/21 29%	42/51 82%	25	7	22	16	5	20	7	37			

BRA (10) (18) (31) (52) (61) (74) (83) (96)

No.	Player	Pt.	2points	3points	free	th.	dr	or	as	st	tr	fl	vi	fr	bl	time
4	VILLAS BOAS, P.	25	6/13 46%	3/7 43%	4/6 67%	2	1	3	3	1	4	2	7			38:08
5	GUERRA, JORGE													1	3	6:42
6	VICTALINO, G.	18	8/9 89%		2/4 50%	9	1	1	1	2	5	2	5	2		29:12
7	VIANA, JOAO	8	4/6 67%			4	1				4			1	1	11:16
8	FERREIRA, R.	4	2/3 67%			2	1									15:18
9	CARDOSO, RICARDO	4	1/1 100%		2/2 100%	1				3				3	1	11:49
10	PONIKWAR, MAURY	7	3/5 60%	0/2 0%	1/2 50%	2				6	1	3	3		1	21:29
11	PONIKWAR, MARCEL	5	1/2 50%	1/3 33%										1	3	14:07
12	SANTOS, A.		0/1 0%											1	1	7:36
13	KUHN, WILSON	2	1/1 100%													0:52
14	SCHMIDT, OSCAR	19	2/11 18%	3/9 33%	6/6 100%	2	2			1		4	1	5		27:46
15	MACHADO, ISRAEL	4	2/6 33%											2	1	15:45
TEAM																
TOTAL		96	30/58 52%	7/21 33%	15/20 75%	27	8	16	7	7	38	6	20	4		

UNITED STATES OF AMERICA (USA) 115-77 (PUR) PUERTO RICO

QUARTER FINAL

USA (17) (23) (41) (67) (76) (85) (99) (115)

No.	Player	Pt.	2points	3points	free	th.	dr	or	as	st	tr	fl	vi	fr	bl	time
4	LAETTNER, C.	11	0/2 0%	1/1 100%	8/8 100%	5	3	1				3	5	3		11:17
5	ROBINSON, DAVID	14	5/7 71%		4/4 100%	6	1	1	2	2		2	3	2		21:51
6	EWING, PATRICK	7	3/6 50%		1/2 50%	4	1		1	3	3			1	2	14:35
7	BIRD, LARRY	7	2/3 67%	1/5 20%		3	2	1	1	1						17:46
8	PIPPEN, SCOTTIE	12	3/4 75%	2/3 67%		3	8	2	2	1	2	2				21:31
9	JORDAN, MICHAEL	4	1/9 11%	0/2 0%	2/2 100%	2	1	4	2		2	2	1			21:39
10	DREXLER, CLYDE	8	1/2 50%	2/5 40%		1	2	1			1					15:30
11	MALONE, KARL	12	5/9 56%		2/3 67%	3	1			2	3					15:11
12	STOCKTON, JOHN		0/1 0%							6						5:34
13	MULLIN, C.	21	5/5 100%	3/5 60%	2/3 67%	1	2	3	1		1					22:27
14	BARKLEY, CHARLES	6	2/4 50%		2/2 100%	1				2		5				10:28
15	JOHNSON, EARVIN	13	2/3 67%	3/5 60%	0/1 0%	3	7	2			1	1	2			22:11
TEAM																
TOTAL		115	29/55 53%	12/26 46%	21/25 84%	32	11	35	14	8	20	6	22	8		

PUR (0) (18) (31) (40) (49) (59) (69) (77)

No.	Player	Pt.	2points	3points	free	th.	dr	or	as	st	tr	fl	vi	fr	bl	time
4	ORTIZ, JOSE	13	4/12 33%	1/2 50%	2/2 100%	4	4	2	1	3	3			2		24:03
5	LOPEZ, FEDERICO		0/2 0%											1	3	16:19
6	GAUSE, RAYMOND	3		1/6 17%										1	1	7:24
7	PELLOT, EDWIN	9	3/8 38%	1/3 33%						1	2	1	4		3	14:19
8	MINCY, JEROME		0/2 0%	0/5 0%						2	1	1	1		2	18:31
9	CARTER, JAMES	6	1/6 17%	1/2 50%	1/2 50%	2				4	2	2		1		18:26
10	COLON, JAVIER	3	0/1 0%	1/4 25%							1	2	1	4		14:34
11	RIVAS, RAMON	6	1/7 14%		4/8 50%	3	1			1	3			6		23:26
12	MORALES, MARIO	9	3/6 50%	1/1 100%						2	1	2		1		17:55
13	DE LEON, EDGAR	11	5/7 71%		1/2 50%	1	2			1	3		3	2		19:21
14	CASIANO, EDDIE	13	1/4 25%	2/3 67%	5/6 83%	1								1	3	12:03
15	SOTO, RICHARD	4	2/6 33%							4	1			1	2	13:39
TEAM																
TOTAL		77	20/61 33%	8/28 29%	13/20 65%	17	11	11	15	9	22	2	19			

ANGOLA (ANG) 79-69 (CHN) PEOPLE'S REPUBLIC OF CHINA

CLASS. 9-12 (A5-B6)

ANG (8) (18) (25) (40) (52) (62) (66) (79)

No.	Player	Pt.	2points	3points	free	th.	dr	or	as	st	tr	fl	vi	fr	bl	time
4	ROMANO, BENJAMIM															0:00
5	MOREIRA, ANIBAL	19	7/14 50%	1/4 25%	2/3 67%	2	3	5	4	1	4					35:49
6	VICTORIANO, A.															0:00
7	WACUAHAMBIA, B.			0/1 0%						1	1					10:15
8	COIMBRA, H.															0:00
9	SOUSA, MANUEL	16	2/3 67%	4/7 57%		1			2	1	2					35:23
10	DE CARVALHO, A.															0:00
11	SARDINHA, NELSON	16	5/6 83%		6/8 75%	2	1			3	5	6	1			24:24
12	DIAS, DAVID	6	3/6 50%							2				3		23:05
13	MACEDO, PAULO	5	1/2 50%	1/3 33%		1			6	3	2	3				29:45
14	GUIMARAES, JOSE	5	0/3 0%		5/6 83%				2	3	4	3	1	5		14:43
15	CONCEIÇÃO, JEAN	12	6/8 75%		0/3 0%	4	4	4	5	5	1	5	1			26:36
TEAM																
TOTAL		79	24/42 57%	6/15 40%	13/20 65%	12	4	18	19	14	25	2	21	2		

CHN (12) (19) (28) (35) (42) (53) (58) (69)

No.	Player	Pt.	2points	3points	free	th.	dr	or	as	st	tr	fl	vi	fr	bl	time
4	ADILJAN											1	2	1		7:44
5	LI, CHUNJIANG															0:00
6	WANG, ZHIDAN	9			9/10 90%	1			1	1	2	1	5			9:09
7	SUN, JUN	8	2/3 67%	0/4 0%	4/4 100%	1				2	3	2	2			30:13
8	HU, WEIDONG	2	1/2 50%	0/4 0%						3	2	3	3		1	29:03
9	SONG, LIGANG	3	1/2 50%		1/2 50%	1			1	1	1	1		1		4:18
10	WU, QINGLONG	12	2/3 67%	1/5 20%	5/6 83%	1				3		3		4		26:19
11	SUN, FENGWU	4	2/2 100%		0/1 0%	3	1	5			1			1		32:16
12	MA, JIAN													1		1:44
13	ZHANG, YONGJUN															0:00
14	SHAN, TAO	15	5/7 71%		5/10 50%	1	1	2				5	2	6	1	30:51
15	GONG, XIAOBIN	16	7/11 64%		2/3 67%	2	1	3	8	2	4			5	1	28:23
TEAM																
TOTAL		69	20/30 67%	1/13 8%	26/36 72%	12	7	14	18	12	21	6	24	3		

VENEZUELA (VEN) 81-95 (ESP) SPAIN



Basquetbol
Homes

Baloncesto
Hombres

Basket-ball
Hommes

Basketball
Men

BRAZIL (BRA) 86-84 (PUR) PUERTO RICO

CLASS. 5-8

BRA (11) (20) (30) (43) (55) (64) (73) (86)

No.	Player	Pt.	2points	3points	free	th.	dr	or	as	st	tr	fl	vi	fr	bl	time
4	VILLAS BOAS, P.	20	8/12 67%	1/4 25%	1/4 25%	1	1	2	2	2	4					36:03
5	GUERRA, JORGE	7	1/2 50%	1/1 100%	2/2 100%	2	2	3	4	1	2					23:25
6	VICTALINO, G.	2	1/3 33%						1		3					12:59
7	VIANA, JOAO	14	5/6 83%		4/4 100%	4	1	2	1	1	3	1	3	1		27:01
8	FERREIRA, R.		0/1 0%						1				1			4:17
9	CARDOSO, RICARDO								2	1	2	1				4:11
10	PONIKWAR, MAURY								1	3	1	1		1		13:09
11	PONIKWAR, MARCEL	2	1/3 33%	0/2 0%				1	1		1	1				7:30
12	SANTOS, A.	8	4/6 67%				6	1	1	1	2	2	2			29:09
13	KUHN, WILSON		0/1 0%									1				5:38
14	SCHMIDT, OSCAR	29	5/10 50%	5/11 45%	4/4 100%	2				1	4	6				30:04
15	MACHADO, ISRAEL	4	2/4 50%				3	1								6:34
TEAM																
TOTAL		86	27/48 56%	7/18 39%	11/14 79%	22	5	12	9	9	20	2	18	3		

PUR (16) (26) (39) (49) (56) (63) (76) (84)

No.	Player	Pt.	2points	3points	free	th.	dr	or	as	st	tr	fl	vi	fr	bl	time
4	ORTIZ, JOSE	12	6/10 60%		0/1 0%	7	3	2	1	2	2	1	1			34:32
5	LOPEZ, FEDERICO	11	2/6 33%	2/2 100%	1/2 50%	1	1	1	1	1	2					28:29
6	GAUSE, RAYMOND	6		2/3 67%								4				12:35
7	PELLOT, EDWIN	2	1/2 50%		0/2 0%				1		1	1	2			16:24
8	MINCY, JEROME	13	4/10 40%	0/1 0%	5/7 71%	1	1	2	1	3	5					21:23
9	CARTER, JAMES	6	1/4 25%	0/1 0%	4/6 67%	2	1	1	3	3						18:35
10	COLON, JAVIER	3		1/1 100%									1			4:06
11	RIVAS, RAMON	14	5/9 56%		4/6 67%	7	2	5	2	1	1	1	4			32:25
12	MORALES, MARIO	17	5/9 56%	2/3 67%	1/1 100%	1	3	1	2	1	1	2				18:46
13	DE LEON, EDGAR		0/1 0%	0/1 0%			2	2	1	2	1		1			12:45
14	CASIANO, EDDIE															0:00
15	SOTO, RICHARD															0:00
TEAM																
TOTAL		84	24/51 47%	7/12 58%	15/25 60%	19	6	17	8	6	18	5	20	1		

CROATIA (CRO) 75-74 (EUN) UNIFIED TEAM

SEMI-FINAL

CRO (5) (15) (26) (30) (46) (56) (62) (75)

No.	Player	Pt.	2points	3points	free	th.	dr	or	as	st	tr	fl	vi	fr	bl	time
4	PETROVIC, DRAZEN	28	6/11 55%	2/6 33%	10/13 77%	1	3	2	3	2	3	10				40:00
5	PERASOVIC, V.	2			2/2 100%	1	1	1	1	1	2					12:03
6	CVJETICANIN, D.	2	1/2 50%						1		1					14:18
7	KUKOC, TONI	10	1/4 25%	1/5 20%	5/6 83%	4	1	7	3	4	4					36:36
8	ALANOVIC, VLADAN	1			1/2 50%	1	2	5	1							12:04
9	ARAPOVIC, FRANJO															0:00
10	TABAK, ZAN		0/1 0%									1				3:49
11	VRANKOVIC, S.	4	2/3 67%				3	1	2	3			5			18:45
12	GREGOV, ALAN															1:25
13	KOMAZEC, ARIJAN	9	2/3 67%	1/1 100%	2/3 67%	2	2			5	2					21:00
14	RADJA, DINO	19	6/12 50%		7/11 64%	6	5		2	2	3	7				40:00
15	NAGLIC, ARAMIS															0:00
TEAM																
TOTAL		75	18/36 50%	4/12 33%	27/37 73%	17	8	11	10	4	25	4	26	5		

EUN (14) (21) (33) (40) (50) (56) (68) (74)

No.	Player	Pt.	2points	3points	free	th.	dr	or	as	st	tr	fl	vi	fr	bl	time
4	VETRA, GOUNDARS	4	2/4 50%				2	2	2	1	2	1	1	2		16:24
5	BAZAREVITCH, S.	13	1/2 50%	2/2 100%	5/6 83%				1		2	1	5			17:13
6	MIGLINIEKS, IGOR	5	1/1 100%	1/4 25%					1	1	3	4	1			29:43
7	GORIN, VLADIMIR	5	1/2 50%	1/3 33%						4	1	4	1			16:40
8	PANOV, SERGUEI															0:00
9	TIKHONENKO, V.	18	5/11 45%	1/1 100%	5/5 100%	4	2	2	1		4					37:58
10	BEREZHNOI, V.	5	0/3 0%	1/1 100%	2/2 100%	1			1	4	1	1				18:54
11	NOSSOV, VITALI															0:00
12	SUKHAREV, D.	2	1/1 100%						1	2	1	2	4			9:26
13	GADASHEV, ELCHAD															0:00
14	VOLKOV, A.	20	5/11 45%	2/6 33%	4/10 40%	5	1	5	2	1	3	10				37:06
15	BELOSTENNYI, A.	2	1/3 33%				2	1				3	1	1		16:36
TEAM																
TOTAL		74	17/38 45%	8/17 47%	16/23 70%	16	2	13	15	4	26	4	24	1		

AUSTRALIA (AUS) 109-79 (GER) GERMANY

CLASS. 5-8

AUS (15) (21) (35) (52) (70) (82) (97) (109)

No.	Player	Pt.	2points	3points	free	th.	dr	or	as	st	tr	fl	vi	fr	bl	time
4	DORGE, KEVIN										2	1	1	1		7:59
5	MCKAY, MICHAEL		0/1 0%	0/1 0%	0/1 0%									1	1	5:29
6	SMYTH, PHILIP	6	0/1 0%	2/4 50%					1	6	4	1	2			26:27
7	SENGSTOCK, LARRY		0/1 0%						1	1	1					4:37
8	KEOGH, DAMIAN	8	1/2 50%	2/5 40%	0/1 0%	1	2	4	1	1	1	2				18:11
9	LOGGINS, LEROY	19	6/7 86%	1/3 33%	4/4 100%	1	2	3	1	4	4					24:16
10	GAZE, ANDREW	30	6/11 55%	5/12 42%	3/6 50%	2	4	4	1	1	6					31:28
11	HEAL, SHANE	9	0/1 0%	3/4 75%						1						5:29
12	BRADTKE, MARK	14	7/9 78%				6	5	1	5	1	1	1			30:45
13	LONGLEY, LUCIEN										1	3	1	1		7:07
14	VLAHOV, ANDREW	16	4/8 50%	1/1 100%	5/9 56%	3	5	1	4	1	5					27:28
15	BORNER, RAYMOND	7	3/4 75%		1/1 100%	4				1	5	2				10:44
TEAM																
TOTAL		109	27/45 60%	14/30 47%	13/22 59%	18	8	21	23	3	20	5	24	2		

GER (14) (27) (33) (44) (53) (59) (67) (79)

No.	Player	Pt.	2points	3points	free	th.	dr	or	as	st	tr	fl	vi	fr	bl	time
4	BEHNKE, GUNTHER	2	1/2 50%								3	1	2		1	9:26
5	RODL, HENRIK	4	2/3 67%						1	2	1	3	2			19:16
6	ANDRES, ARMIN	2	1/1 100%	0/3 0%					3	1	3	2	2			14:06
7	BAECK, STEPHAN	12	6/8 75%	0/1 0%						3	1					20:58
8	NEUHAUS, ARND	1			1/2 50%	1								1		4:00
9	HARNISCH, H.	12	5/9 56%	0/3 0%	2/4 50%	3	2	4	2	5	4	1	28:13			
10	BLAB, UWE	4	2/2 100%									1	3	1		15:44
11	SCHREMPF, DETLEF	11	3/10 30%	1/3 33%	2/3 67%	8	2	5	2	4	6					35:56
12	GNAD, HANS	10	4/7 57%		2/5 40%	6	5	1	2	3	1	4				18:54
13	NURNBERGER, KAI	2	0/3 0%		2/2 100%				1	1				1		8:15
14	KUJAWA, J.															0:00
15	JACKEL, MICHAEL	19	7/11 64%	1/1 100%	2/4 50%							1	3	2	3	25:12
TEAM																
TOTAL		79	31/56 55%	2/11 18%	11/20 55%	25	9	16	6	15	24	3	20	2		

LITH



Basquetbol
Homes

Baloncesto
Hombres

Basket-ball
Hommess

Basketball
Men

PUERTO RICO (PUR) 86-96 (GER) GERMANY

FINAL 7-8

PUR (6) (22) (30) (46) (56) (62) (68) (86)

No. Player	Pt.	2 points	3 points	free	th.	dr	or	as	st	tr	fl	vi	fr	bl	time
4 ORTIZ, JOSE	6	1/9 11%	1/3 33%	1/2 50%	4	1	1	2	2						26:00
5 LOPEZ, FEDERICO	5	1/4 25%	0/1 0%	3/3 100%	1	2	3	1	3	3					23:43
6 GAUSE, RAYMOND	5	1/1 100%	1/3 33%			1	1	1	1	1					13:02
7 PELLOT, EDWIN	15	5/8 63%		5/5 100%	2		1	2	2	1	3				12:06
8 MINCY, JEROME	13	3/9 33%		7/10 70%	4	1	1	1	3	10					35:43
9 CARTER, JAMES	25	4/9 44%	3/3 100%	8/9 89%	3	2		1	4	1	6				30:39
10 COLON, JAVIER		0/1 0%	0/1 0%								1	1			7:01
11 RIVAS, RAMON	1	0/1 0%		1/2 50%	3	1			1	3	2				7:54
12 MORALES, MARIO	6	0/2 0%	2/4 50%			2	1	1	2	1					17:05
13 DE LEON, EDGAR															0:00
14 CASIANO, EDDIE	8	2/5 40%	1/2 50%	1/3 33%	1		1	1	1	2					17:53
15 SOTO, RICHARD	2	1/2 50%				1	1	3							8:54
TEAM											1				
TOTAL	86	18/51 35%	8/17 47%	26/34 76%	22	5	5	11	6	25	3	28			

GER (12) (24) (36) (45) (53) (67) (82) (96)

No. Player	Pt.	2 points	3 points	free	th.	dr	or	as	st	tr	fl	vi	fr	bl	time
4 BEHNKE, GUNTHER	1			1/2 50%	2						4	3	1		12:43
5 RODL, HENRIK	8	3/3 100%	0/1 0%	2/4 50%	1	4	3	1	3	2					18:44
6 ANDRES, ARMIN															0:00
7 BAECK, STEPHAN	20	6/7 86%	2/3 67%	2/3 67%	1	2	2	1	3	1	2				27:22
8 NEUHAUS, ARND		0/2 0%	0/1 0%												1:51
9 HARNISCH, H.	13	5/6 83%	0/1 0%	3/8 38%	3	2	4	1	2	5	5				31:15
10 BLAB, UWE															0:00
11 SCHREMPF, DETLEF	24	9/18 50%	0/3 0%	6/8 75%	12	1	7	3	2	3	1	4	2		35:53
12 GNAD, HANS	9	4/8 50%		1/6 17%	12	3	2	1	4	4					24:34
13 NURNBERGER, KAI	9	3/5 60%	0/1 0%	3/5 60%	1	1	2	2	2	3					22:04
14 KUJAWA, J.															0:00
15 JACKEL, MICHAEL	12	6/11 55%	0/1 0%	0/1 0%	2	1	3	4	1						25:34
TEAM															
TOTAL	96	36/60 60%	2/11 18%	18/37 49%	34	6	19	16	9	28	2	24	3		

CROATIA (CRO) 85-117 (USA) UNITED STATES OF AMERICA

FINAL

CRO (4) (22) (34) (42) (53) (56) (71) (85)

No. Player	Pt.	2 points	3 points	free	th.	dr	or	as	st	tr	fl	vi	fr	bl	time
4 PETROVIC, DRAZEN	24	5/10 50%	3/7 43%	5/7 71%	1	5	4	5	1	2	8				36:41
5 PERASOVIC, V.	6	0/1 0%	2/2 100%			2	1	1	3						11:11
6 CVJETICANIN, D.						1		1							2:12
7 KUKOC, TONI	16	2/4 50%	3/5 60%	3/3 100%	4	1	9	3	1	3					31:59
8 ALANOVIC, VLADAN		0/3 0%	0/1 0%			1	1	2	1	1					24:23
9 ARAPOVIC, FRANJO	7	3/4 75%		1/1 100%	3	1		1	4	2	1				22:46
10 TABAK, ZAN		0/3 0%				1		2							5:20
11 VRANKOVIC, S.		0/3 0%				1		4	1	1					16:55
12 GREGOV, ALAN	3		1/1 100%												2:11
13 KOMAZEC, ARIJAN	4	1/1 100%		2/2 100%						1	1				7:54
14 RADJA, DINO	23	10/17 59%		3/4 75%	4	2	1	1	4	3					32:47
15 NAGLIC, ARAMIS	2	1/1 100%	0/1 0%							1					5:41
TEAM															
TOTAL	85	22/47 47%	9/17 53%	14/17 82%	12	7	18	8	12	23	6	16	1		

USA (12) (23) (40) (56) (72) (89) (98) (117)

No. Player	Pt.	2 points	3 points	free	th.	dr	or	as	st	tr	fl	vi	fr	bl	time
4 LAETTNER, C.	2			2/2 100%									1		2:12
5 ROBINSON, DAVID	9	3/3 100%		3/5 60%	1	1	1	1	2	1	3	1			16:32
6 EWING, PATRICK	15	6/10 60%		3/7 43%	4	2	1	2	2	4	1				21:16
7 BIRD, LARRY				0/1 0%		1	1	1	1	1					12:00
8 PIPPEN, SCOTTIE	12	5/6 83%		2/2 100%	2	4	2	2	2	2					23:23
9 JORDAN, MICHAEL	22	10/14 71%	0/2 0%	2/2 100%	1	2	1	2	2	3					23:23
10 DREXLER, CLYDE	10	5/5 100%	0/2 0%			2	1	3	3	1	2		1		19:55
11 MALONE, KARL	6	1/2 50%		4/4 100%	4	1	2	1							11:28
12 STOCKTON, JOHN	2	1/2 50%								1	1				8:00
13 MULLIN, C.	11	2/2 100%	2/2 100%	1/1 100%	1	4									16:37
14 BARKLEY, CHARLES	17	5/6 83%	2/3 67%	1/1 100%	1	4	4	2	2						16:32
15 JOHNSON, EARVIN	11	3/6 50%	1/3 33%	2/3 67%	2	1	6	1	2	1	4				28:42
TEAM															
TOTAL	117	41/56 73%	5/13 38%	20/27 74%	16	11	24	17	7	16	1	23	3		

PRELIMINARY

GROUP A

POS.	TEAM	USA	CRO	BRA	GER	ANG	ESP	WON	LOST	PTS.
1	USA	X	103-70	127-83	111-68	116-48	122-81	5	0	10
2	CRO	70-103	X	93-76	99-78	73-64	88-79	4	1	9
3	BRA	83-127	76-93	X	85-76	76-66	100-101	2	3	7
4	GER	68-111	78-99	76-85	X	64-63	83-74	2	3	7
5	ANG	48-116	64-73	66-76	63-64	X	83-63	1	4	6
6	ESP	81-122	79-88	101-100	74-83	63-83	X	1	4	6

GROUP B

POS.	TEAM	EUN	LTU	AUS	PUR	VEN	CHN	WON	LOST	PTS.
1	EUN	X	92-80	85-63	70-82	78-64	100-84	4	1	9
2	LTU	80-92	X	98-87	104-91	87-79	112-75	4	1	9
3	AUS	63-85	87-98	X	116-76	78-71	88-66	3	2	8
4	PUR	82-70	91-104	76-116	X	96-82	100-68	3	2	8
5	VEN	64-78	79-87	71-78	82-96	X	96-88	1	4	6
6	CHN	84-100	75-112	66-88	68-100	88-96	X	0	5	5

CLASSIF. 9-12

ANG-CHN	79-69
VEN-ESP	81-95

QUARTER FINAL

USA-PUR	115-77
CRO-AUS	98-65
LTU-BRA	114-96
EUN-GER	83-76

CLASSIF 5-8

BRA-PUR	86-84
AUS-GER	109-79

SEMI-FINAL

CRO-EUN	75-74
LTU-USA	76-127

FINAL 11-12

CHN-VEN	97-100
---------	--------

FINAL 9-10

ANG-ESP	75-78
---------	-------

FINAL 7-8

PUR-GER	86-96
---------	-------

FINAL 5-6

BRA-AUS	90-80
---------	-------

FINAL 3-4

EUN-LTU	78-82
---------	-------

FINAL

CRO-USA	85-117
---------	--------

FINAL POSITIONS

1	UNITED STATES OF AMERICA	USA
2	CROATIA	CRO
3	LITHUANIA	LTU
4	UNIFIED TEAM	EUN
5	BRAZIL	BRA
6	AUSTRALIA	AUS
7	GERMANY	GER
8	PUERTO RICO	PUR
9	SPAIN	ESP
10	ANGOLA	ANG
11	VENEZUELA	VEN
12	PEOPLE'S REPUBLIC OF CHINA	CHN



Basquetbol
Dones

Baloncesto
Mujeres

Basket-ball
Dames

Basketball
Women

CZECH AND SLOVAK FEDERATIVE REPUBLIC (TCH) 55-111 (USA) UNITED STATES OF AMERICA PRELIMINARY
TCH (10) (18) (24) (33) (41) (44) (51) (55) GROUP B

No.	Player	Pt.	2 points	3 points	free	th.	dr	or	as	st	tr	fl	vi	fr	bl	time
4	BIELIKOVA, IVETA	4	2/4 50%							2	7	11	3	2		30:19
5	LIPTAKOVA, M.	2	1/3 33%	0/1 0%	0/1 0%	1	1	1	5	2	1					15:08
6	JANOSTINOVA, A.	14	4/11 36%		6/9 67%	5	1	3	2	4	7					27:12
7	NEMCOVA, EVA	12	4/8 50%	1/5 20%	1/2 50%	3	2	1	2	4	4					27:26
8	CHUPIKOVA, A.	14	3/7 43%		8/10 80%	1	2	1	7	5	2	1	5			25:30
9	ANTALECOVA, EVA								1	1	1	1	1			7:48
10	HIRAKOVA, RENATA	2	1/3 33%				2				3					10:33
11	CHAMAJOVA, A.		0/3 0%						1							7:54
12	BURIANOVA, ERIKA	2	0/7 0%		2/4 50%	2	2	1	3	5	3					17:31
13	VODICKOVA, K.		0/3 0%						2	1	2					9:11
14	RAZGOVA, MILENA										1			1		5:55
15	BERKOVA, EVA	5	2/3 67%		1/1 100%	2	3	1	1	1	1					15:33
TEAM																
TOTAL		55	17/52 33%	1/6 17%	18/27 67%	16	5	11	23	31	28	2	23	1		

USA (14) (23) (39) (53) (66) (79) (92) (111)

No.	Player	Pt.	2 points	3 points	free	th.	dr	or	as	st	tr	fl	vi	fr	bl	time
4	EDWARDS, TERESA	16	5/13 38%	2/5 40%								5	4	1	1	25:43
5	CHARLES, DAEDRA	3	1/3 33%		1/2 50%	1	1	1	1	3	1					9:18
6	DAVIS, CLARISSA	16	4/6 67%	1/2 50%	5/7 71%	2	1	1	4	2	1	5				23:47
7	JACKSON, TAMMY	12	2/2 100%		8/9 89%	2	1	3	3	2	1	5				16:02
8	WEATHERSPOON, T.	3	1/2 50%		1/2 50%	1	2				1					9:58
9	ORR, VICKIE	6	2/5 40%		2/3 67%	1	3	1	2	3	2	2				13:38
10	BULLETT, VICKY	2	0/3 0%		2/2 100%	1		5	3	3	1					18:17
11	JONES, CAROLYN															0:00
12	MCCLAIN, KATRINA	11	4/7 57%		3/5 60%	5	1	1	2	4	5	2				17:51
13	DIXON, MEDINA	13	5/8 63%		3/5 60%	6	2	5	8	3	1	3				19:42
14	COOPER, CYNTHIA	18	5/8 63%	2/2 100%	2/2 100%	3	2	2	7	4	2	1				18:38
15	MCCONNELL, SUZIE	11	2/5 40%	2/3 67%	1/2 50%	2	3	4	1	2	2					27:06
TEAM																
TOTAL		111	31/62 50%	7/12 58%	28/39 72%	23	11	17	40	16	23	5	28	3		

UNIFIED TEAM (EUN) 89-91 (CUB) CUBA PRELIMINARY
EUN (9) (13) (33) (44) (58) (70) (81) (89) GROUP A

No.	Player	Pt.	2 points	3 points	free	th.	dr	or	as	st	tr	fl	vi	fr	bl	time
4	JIRKO, ELENA	8	1/2 50%	1/3 33%	3/4 75%	3	7	6	9	4	3					36:36
5	BARANOVA, ELENA	4	2/2 100%				2	1	1	2	2					11:55
6	GUERLITS, IRINA															0:00
7	TORNIKIDOU, E.	15	6/7 86%		3/3 100%	2	3	3	6	4	3	1	3	1		28:05
8	CHVAIBOVITCH, E.	5	1/2 50%	0/1 0%	3/4 75%				1	2	2	2				11:52
9	TKATCHENKO, M.															0:00
10	MINKH, IRINA															0:00
11	KHOUDACHOVA, E.	20	7/18 39%		6/6 100%	1	2	3			1	3				34:43
12	SOUNNIKOVA, I.	11	5/8 63%	0/1 0%	1/1 100%	1	7	3	10	3	2					31:32
13	BOUNATIANTS, E.	6	2/3 67%		2/6 33%	1	1	1	1	1	3					21:46
14	ZASSOULSKAIA, N.	20	7/14 50%		6/9 67%	7	2	2	4	2	5	7	1			23:31
15	ZABOLOUEVA, S.															0:00
TEAM																
TOTAL		89	31/56 55%	1/5 20%	24/33 73%	14	10	21	25	27	20	2	25	2		

CUB (12) (25) (30) (44) (58) (68) (77) (91)

No.	Player	Pt.	2 points	3 points	free	th.	dr	or	as	st	tr	fl	vi	fr	bl	time
4	BORREL, LEONOR	28	12/18 67%		4/4 100%	2	7	3	3	4	3	3	1			31:34
5	HERNANDEZ, ANA	8	1/4 25%	2/3 67%					1	1	3	4				18:31
6	VIGIL, OLGA	1	0/1 0%		1/2 50%	1	2	3	2	3	1	2				12:41
7	HERRERA, GRISEL			0/1 0%		2	1	1			1					4:00
8	LAGNO, BIOSOTY									1						1:43
9	AGUILA, JUDITH	11	5/8 63%		1/1 100%	2	1			3	1	1				12:57
10	LEON, MARIA	13	4/8 50%	0/2 0%	5/6 83%	1	1	6	2	1	4					26:03
11	MARTINEZ, Y.	12	4/12 33%		4/8 50%	2	4	1	2	3	1	5				32:43
12	HENRY, DALIA	5	2/9 22%		1/2 50%	2	2	1	3	4	4	1				17:29
13	CASTILLO, L.	2	1/3 33%						1	1	1	2	1			9:47
14	HERNANDEZ, REGLA	11	3/10 30%	1/2 50%	2/2 100%	1	3	3	2	2	2					29:46
15	ENRIQUE, MILAYDA		0/1 0%							1						2:46
TEAM																
TOTAL		91	32/74 43%	3/8 38%	18/25 72%	14	19	15	21	17	25	2	20	2		

PEOPLE'S REPUBLIC OF CHINA (CHN) 66-63 (ESP) SPAIN PRELIMINARY
CHN (4) (13) (22) (27) (36) (46) (56) (66) GROUP B

No.	Player	Pt.	2 points	3 points	free	th.	dr	or	as	st	tr	fl	vi	fr	bl	time
4	CONG, XUEDI	2	1/5 20%	0/2 0%			2	1	3	2	5					24:55
5	LI, XIN	2	1/5 20%	0/2 0%			1	2	4	2	5	1				18:37
6	LIU, JUN	13	6/8 75%	0/2 0%	1/1 100%	1	2	4	3	1						26:10
7	WANG, FANG	6	2/4 50%	0/1 0%	2/2 100%		1	2	1	1	1	1				12:41
8	ZHENG, DONGMEI	9		3/3 100%			1				1					15:05
9	HE, JUN	6	1/5 20%	0/3 0%	4/4 100%	1	3	2	1	4	2					22:33
10	PENG, PING	19	6/15 40%		7/7 100%	2	1	1		2	2	6	1			23:22
11	ZHENG, HAIXIA	1			1/2 50%	4				1	1	1	2			12:10
12	ZHENG, XIULIN															0:00
13	LI, DONGMEI		0/1 0%				4	2	1	1	4	1	1	2		16:31
14	LIU, QING	2	1/1 100%				4				1	1	1	1		11:18
15	ZHAN, SHUPING	6	2/6 33%		2/4 50%	1				2	3					16:38
TEAM																
TOTAL		66	20/50 40%	3/13 23%	17/20 85%	20	5	9	16	9	28	5	19	4		

ESP (6) (13) (17) (31) (39) (43) (52) (63)

No.	Player	Pt.	2 points	3 points	free	th.	dr	or	as	st	tr	fl	vi	fr	bl	time
4	HERNANDEZ, P.	5	0/1 0%	1/1 100%	2/5 40%	3			3	2	2	4				25:48
5	MUJICA, CAROLINA	11	4/5 80%		3/4 75%	2	1	1	2	1	3					29:00
6	ARES, BLANCA	20	6/15 40%		8/11 73%	2	1	1	4	1	2	1	9			32:42
7	ALONSO, PILAR															0:00
8	PULGAR, MONICA										1	1				2:58
9	GEUER, MARGARITA	5	2/10 20%		1/2 50%	5	3	1	3	1	4	2	2			25:38
10	VARA, ALMUDENA															0:00
11	ALVARO, A.	5	1/1 100%	0/5 0%	3/3 100%	2			2	1	2		1			14:04
12	MESSA, MONICA		0/1 0%	0/1 0%	0/1 0%	2			1	2	2		2			14:22
13	FERRAGUT, MARINA															0:00
14	CEBRIAN, E.	15	7/10 70%		1/4 25%	3	2	1	2	3	3	3	6	6		32:08
15	CASTREJANA, C.	2	1/6 17%				1	1	1	1	3	1	1	1		23:20
TEAM																
TOTAL		63	21/49 43%	1/7 14%	18/30 60%	20	8	5	18	11	19	8	28	7		

BRAZIL (BRA) 85-70 (ITA) ITALY PRELIMINARY
BRA (6) (15) (33) (41) (54) (65) (72) (85) GROUP A

No.	Player	Pt.	2 points	3 points	free	th.	dr	or	as	st	tr	fl	vi	fr	bl	time
4	MARCARI, H.	15	5/14 36%	0/1 0%	5/7 71%	2	1	1	2	2	2	8	1			33:33
5	SANTOS, HELEN															0:00
6	BENTO, NADIA															1:15
7	SOUZA, VANIA		0/1 0%								2					3:16
8	GONALVES, M.	24	7/8 88%	3/10 30%	1/3 33%	5	1	3	6	4	3	1	5			38:10
9	SANTOS, JANETH	15	7/15 47%		1/2 50%	4	5	7	1	3	1	3				40:00
10	SANTOS, ADRIANA	3	0/1 0%	1/1 100%					1	2						7:02
11	SOUZA, MARTA	22	7/10 70%	1/2 50%	5/6 83%	9	3	2	2	1	5	2	7			39:42
12	SOUZA, RUTH	4	2/2 100%				2	2	2	1	1	4				31:59
13	BERTOLOTI, M.															0:00
14	BATISTA, J.															0:00
15	PONTELLO, SIMONE	2	1/1 100%				1	1	1	1	1					5:03
TEAM																
TOTAL		85	29/52 56%	13/14 36%	12/18 67%	23	13	16	14	8	20</					



Basquetbol
Dones

Baloncesto
Mujeres

Basket-ball
Dames

Basketball
Women

UNITED STATES OF AMERICA (USA) 93-67 (CHN) PEOPLE'S REPUBLIC OF CHINA PRELIMINARY
USA (10) (16) (34) (47) (54) (65) (81) (93) GROUP B

No. Player	Pt.	2points	3points	free	th.	dr	or	as	st	tr	fl	vi	fr	bl	time
4 EDWARDS, TERESA	8	3/5 60%	0/3 0%	2/4 50%		8	3	2	1		2	1			22:56
5 CHARLES, DAEDRA	8	4/9 44%				2	2	3	2						14:43
6 DAVIS, CLARISSA	14	3/6 50%	2/3 67%	2/4 50%		1	1	3	1	3		5	1		24:15
7 JACKSON, TAMMY	2	1/3 33%				3	1	1	2				1		11:33
8 WEATHERSPOON, T.	2	1/2 50%				2	4	2	2						12:47
9 ORR, VICKIE	14	7/14 50%				9	2	3	2	2		1	1		23:09
10 BULLETT, VICKY	6	3/6 50%				2	1	1					1		16:36
11 JONES, CAROLYN															0:00
12 MCCLAIN, KATRINA	8	4/11 36%				4	2	2	1	3			1		13:59
13 DIXON, MEDINA	19	7/11 64%	1/1 100%	2/3 67%		1	2	5	2	1		4	1		17:15
14 COOPER, CYNTHIA	8	4/7 57%				1	1	3	2			5			15:46
15 MCCONNELL, SUZIE	4	2/7 29%	0/2 0%			1	4	5	2	3					27:01
TEAM															
TOTAL	93	39/81 48%	3/9 33%	6/11 55%		20	11	20	30	16	19		17	7	

CHN (12) (18) (20) (33) (46) (52) (57) (67)

No. Player	Pt.	2points	3points	free	th.	dr	or	as	st	tr	fl	vi	fr	bl	time
4 CONG, XUEDEI	18	2/4 50%	4/6 67%	2/2 100%		5	2	3	1	1	1	1	1	1	32:56
5 LI, XIN	4	2/6 33%								1	3	5	1	1	15:43
6 LIU, JUN	3	1/4 25%	0/1 0%	1/2 50%		3	1	1	1	4	3		4		16:31
7 WANG, FANG	1	0/4 0%	0/2 0%	1/2 50%						2	3	2	1	2	16:10
8 ZHENG, DONGMEI		0/3 0%	0/2 0%	0/2 0%		1				1	3	5	2		10:02
9 HE, JUN	15	5/11 45%	0/3 0%	5/6 83%		3	1	6	3	3	2		4		28:38
10 PENG, PING	8	4/15 27%								2	3	2	1		20:52
11 ZHENG, HAIXIA	8	3/7 43%		2/2 100%		9	2			2		1	4		30:40
12 ZHENG, XIULIN															0:00
13 LI, DONGMEI	10	5/9 56%								4	1	3	2	1	2 19:48
14 LIU, QUING		0/1 0%										1	1	1	3:48
15 ZHAN, SHUPING													1		4:52
TEAM															
TOTAL	67	22/64 34%	4/14 29%	11/16 69%		27	8	15	18	23	17		3	19	2

CUBA (CUB) 95-88 (BRA) BRAZIL PRELIMINARY
CUB (9) (14) (25) (34) (46) (58) (72) (80) (95) GROUP A

No. Player	Pt.	2points	3points	free	th.	dr	or	as	st	tr	fl	vi	fr	bl	time
4 BORREL, LEONOR	13	5/12 42%		3/4 75%		5	3	3	2	2	2		3	1	43:07
5 HERNANDEZ, ANA	5	0/1 0%	1/2 50%	2/2 100%		1				1	2	1			9:43
6 VIGIL, OLGA	6	3/6 50%	0/1 0%	0/2 0%		1	2	1	5	1	5		2		15:51
7 HERRERA, GRISEL															0:00
8 LAGNO, BIOSOTY															0:00
9 AGUILA, JUDITH	5	1/4 25%		3/5 60%		1	1	2				3			8:34
10 LEON, MARIA	4	2/4 50%	0/1 0%						1	1	2	1			19:02
11 MARTINEZ, Y.	12	6/13 46%		0/1 0%		6	7	2	3	4	2	5			38:19
12 HENRY, DALIA	16	6/11 55%		4/7 57%		3	2	1	9	2	4	2	4		35:17
13 CASTILLO, L.	2	1/7 14%	0/2 0%	0/2 0%		3	1	1	1	4	1	2			19:55
14 HERNANDEZ, REGLA	32	12/18 67%	1/5 20%	5/5 100%		1	2	1	3	3	1		5		35:12
15 ENRIQUE, MILAYDA															0:00
TEAM															
TOTAL	95	36/76 47%	2/11 18%	17/28 61%		19	18	10	25	13	24		6	25	1

BRA (5) (13) (27) (42) (55) (65) (72) (80) (88)

No. Player	Pt.	2points	3points	free	th.	dr	or	as	st	tr	fl	vi	fr	bl	time
4 MARCARI, H.	22	6/15 40%	2/5 40%	4/4 100%		3	4	6	6	4	2	7			45:00
5 SANTOS, HELEN															0:00
6 BENTO, NADIA	2	1/1 100%									1	1	1		5:08
7 SOUZA, VANIA	6	3/5 60%								3	2	1	2	1	17:32
8 GONALVES, M.	12	2/5 40%	1/7 14%	5/7 71%		6	9	6	5	4		5			40:19
9 SANTOS, JANETH	27	10/15 67%		7/9 78%		9	1	4	3	5	1	7			38:49
10 SANTOS, ADRIANA															0:00
11 SOUZA, MARTA	11	4/11 36%	1/5 20%							3	1	3	6	4	3 3 45:00
12 SOUZA, RUTH	8	4/7 57%								2	5	1	5	2	29:17
13 BERTOLOTI, M.															0:00
14 BATISTA, J.													1	1	2:36
15 PONTELLO, SIMONE															1:19
TEAM															
TOTAL	88	30/59 51%	4/17 24%	16/20 80%		24	6	16	29	21	25		7	24	

CZECH AND SLOVAK FEDERATIVE REPUBLIC (TCH) 58-59 (ESP) SPAIN PRELIMINARY
TCH (6) (11) (21) (30) (33) (39) (45) (58) GROUP B

No. Player	Pt.	2points	3points	free	th.	dr	or	as	st	tr	fl	vi	fr	bl	time
4 BIELIKOVA, IVETA	3	0/1 0%	0/2 0%	3/6 50%		2	2	5	3	3	1	4			34:56
5 LIPTAKOVA, M.										1		1			5:04
6 JANOSTINOVA, A.	3	1/4 25%		1/4 25%		1			2	5		3			16:44
7 NEMCOVA, EVA	20	6/11 55%	2/6 33%	2/4 50%		3	2	1	3	3	4	1	4	3	36:06
8 CHUPIKOVA, A.	6	2/6 33%		2/2 100%		1	1	3	5	4	2	1	1	1	32:32
9 ANTALECOVA, EVA	2	1/3 33%				1	1	1	3	1	1				11:22
10 HIRAKOVA, RENATA						2					2	1			10:04
11 CHAMAJOVA, A.															0:00
12 BURIANOVA, ERIKA	21	5/13 38%	1/1 100%	8/12 67%		6	1	4	3	6	4	2	9	3	34:57
13 VODICKOVA, K.		0/1 0%										1			1:50
14 RAZGOVA, MILENA															0:00
15 BERKOVA, EVA	3	1/1 100%		1/3 33%		3	1	2		2		1			16:25
TEAM															
TOTAL	58	16/40 40%	6/9 33%	17/31 55%		19	6	12	21	19	25		6	22	7

ESP (7) (13) (22) (27) (34) (41) (51) (59)

No. Player	Pt.	2points	3points	free	th.	dr	or	as	st	tr	fl	vi	fr	bl	time
4 HERNANDEZ, P.	1		0/2 0%	1/2 50%		1	1	2	2	1	1	2			17:05
5 MUJICA, CAROLINA	8	4/8 50%								3	1	7	3	1	31:53
6 ARES, BLANCA	8	1/12 8%	0/1 0%	6/8 75%		4	1	3	4	4	1	1	6		34:12
7 ALONSO, PILAR															0:00
8 PULGAR, MONICA															0:00
9 GEUER, MARGARITA	9	4/9 44%		1/2 50%		5	2		6	4	5	2	5	1	24:37
10 VARA, ALMUDENA															0:00
11 ALVARO, A.	10	2/3 67%	1/4 25%	3/5 60%						3	1	1	1	3	26:08
12 MESSA, MONICA	6	0/1 0%	2/3 67%	0/1 0%						1	2	1		1	16:47
13 FERRAGUT, MARINA	7	2/3 67%		3/4 75%		2	1	1	2	3		3			16:57
14 CEBRIAN, E.	3	0/4 0%		3/5 60%		2	1	1	1	4		3			13:40
15 CASTREJANA, C.	7	3/5 60%		1/2 50%		5	1	2	1	1	4		1		18:41
TEAM															
TOTAL	59	16/45 36%	3/10 30%	18/29 62%		22	6	12	24	16	22		4	25	1

UNIFIED TEAM (EUN) 79-67 (ITA) ITALY PRELIMINARY
EUN (15) (25) (35) (49) (54) (63) (71) (79) GROUP A

No. Player	Pt.	2points	3points	free	th.	dr	or	as	st	tr	fl	vi	fr	bl	time
4 JIRKO, ELENA	6	2/4 50%	0/1 0%	2/4 50%		5	3	2	2	5	1	2			16:20
5 BARANOVA, ELENA										1		2	1		3:41
6 GUERLITS, IRINA	2	1/2 50%		0/1 0%		1				1		1			11:06
7 TORNIKIDOU, E.	9	4/13 31%		1/1 100%		5	2	5		1	3	4	3	1	33:50
8 CHVAIBOVITCH, E.	11	3/3 100%	0/3 0%	5/6 83%		2	2	1	1	2		5			22:41
9 TKATCHENKO, M.		0/1 0%	0/1 0%							1		1			4:15
10 MINKH, IRINA															0:00
11 KHOUDACHOVA, E.	8	4/7 57%				6	2		3		5	1	2		24:09
12 SOUMNIKOVA, I.	2	0/1 0%		2/3 67%		1	3	6		3	1	3			21:47
13 BOUNATIANTS, E.	12	5/7 71%		2/2 100%		2	1	2		2	2	1			20:41
14 ZASSOULSKAIA, N.	22	9/15 60%		4/8 50%		6	6	3	3	5	1	7	1		24:04
15 ZABOLOUEVA, S.	7	1/3 33%	1/1 100%	2/2 100%		1	2	1	1	1		1			17:26
TEAM															
TOTAL	79	29/56 52%	1/6 17%	18/27 67%		28	13	15	19	10	27		8	26	6

ITA (8) (14) (25) (37) (45) (48) (59) (67



Basquetbol
Dones

Baloncesto
Mujeres

Basket-ball
Dames

Basketball
Women

UNIFIED TEAM (EUN) 76-64 (BRA) BRAZIL PRELIMINARY
EUN (12) (25) (36) (48) (53) (59) (67) (76) GROUP A

No. Player	Pt.	2 points	3 points	free	th.	dr	or	as	st	tr	fl	vi	fr	bl	time
4 JIRKO, ELENA		0/1 0%								1	1				1:14
5 BARANOVA, ELENA			0/1 0%												1:43
6 GUERLITS, IRINA	2	1/1 100%						1	1	2					5:45
7 TORNIKIDOU, E.	20	9/16 56%		2/3 67%	67%	6	1	5	2	1	2	1	3		33:32
8 CHVAIBOVITCH, E.	20	4/6 67%	2/3 67%	6/9 67%	67%	2	2	3	1	2	7				35:11
9 TKATCHENKO, M.															0:00
10 MINKH, IRINA															0:00
11 KHOUDACHOVA, E.	13	6/13 46%		1/2 50%	100%	10	1	2	1	1	1	2	2		32:05
12 SOUMNIKOVA, I.	2	0/2 0%		2/3 67%	100%	1	4	1	1	1	4				19:12
13 BOUNATIANTS, E.	5	1/4 25%		3/6 50%	100%	4	3	2	4	3	3				24:13
14 ZASSOULSKAIA, N.	6	1/7 14%		4/4 100%	100%	5	3	3	1	1	5	1	5	1	17:57
15 ZABOLOUEVA, S.	8	1/3 33%	1/3 33%	3/4 75%	100%	2	1	2	2	6	4	1	3		29:08
TEAM															
TOTAL	76	23/53 43%	3/7 43%	21/31 68%	30	12	20	11	11	18	8	27	3		

BRA (10) (14) (21) (33) (43) (50) (54) (64) GROUP A

No. Player	Pt.	2 points	3 points	free	th.	dr	or	as	st	tr	fl	vi	fr	bl	time
4 MARCARI, H.	26	8/17 47%	2/7 29%	4/4 100%	100%	3	1	3	2	4	1	5			30:40
5 SANTOS, HELEN			0/1 0%										1	2	11:41
6 BENTO, NADIA		0/1 0%									2	2			9:38
7 SOUZA, VANIA		0/1 0%		0/1 0%	0%						3	1	2	1	12:31
8 GONALVES, M.	10	2/9 22%	2/8 25%			2	1	1	4	2	5	1	4		29:52
9 SANTOS, JANETH	10	2/6 33%		6/6 100%	100%	2	1	1	4	2	5	1	4		27:42
10 SANTOS, ADRIANA			0/2 0%								1	1			7:57
11 SOUZA, MARTA	8	3/10 30%	0/1 0%	2/3 67%	67%	4	2	3	3	4	1	6	2		30:09
12 SOUZA, RUTH	4	2/2 100%				4	1	3	1	3	2				24:19
13 BERTOLOTTI, M.															0:00
14 BATISTA, J.															0:00
15 PONTELLO, SIMONE	6	3/4 75%				1	1	1	3	1					15:31
TEAM															
TOTAL	64	20/50 40%	4/19 21%	12/14 86%	16	5	4	21	10	27	6	18	2		

ITALY (ITA) 53-60 (CUB) CUBA PRELIMINARY
ITA (10) (20) (22) (26) (32) (39) (47) (53) GROUP A

No. Player	Pt.	2 points	3 points	free	th.	dr	or	as	st	tr	fl	vi	fr	bl	time
4 PAPARAZZO, ELENA															0:00
5 BASTIANI, MONICA			0/1 0%			2			1						9:20
6 FULLIN, MARA	16	3/8 38%	3/7 43%	1/2 50%	50%	2	3	4	4	2	1				37:02
7 SALVEMINI, S.															0:00
8 COSTALUNGA, ANNA	4	2/3 67%				5	1	3	2	3					16:03
9 ROSSI, FRANCESCA	6	3/7 43%				3	1	1	1	3	2				36:02
10 ARCANGELI, A.	2	1/3 33%									1	3			10:57
11 POLLINI, C.	10	4/18 22%	0/1 0%	2/4 50%	50%	4	4	1	3	1	1	1	4	2	38:08
12 STANZANI, S.	2	1/4 25%	0/4 0%				5	1	2	3	1				22:45
13 TODESCHINI, S.	11	1/1 100%	0/2 0%	9/10 90%	90%	4	4	2	2	1	8				23:57
14 TUFANO, G.															0:00
15 PASSARO, S.	2	0/3 0%		2/3 67%	67%	1					1	2			5:46
TEAM															
TOTAL	53	15/47 32%	3/15 20%	14/19 74%	20	11	10	15	12	15	4	18	2		

CUB (9) (23) (29) (36) (43) (51) (57) (60) GROUP A

No. Player	Pt.	2 points	3 points	free	th.	dr	or	as	st	tr	fl	vi	fr	bl	time
4 BORREL, LEONOR															0:00
5 HERNANDEZ, ANA	5	1/11 9%	1/5 20%	0/2 0%	0%	3	2	1	4	3	1				24:52
6 VIGIL, OLGA	11	4/9 44%		3/4 75%	75%	2	1	1	4	1	4	1	4		22:45
7 HERRERA, GRISEL	3	0/1 0%	1/2 50%			3	1	1	1	1	1	1			15:08
8 LAGNO, BIOSOTY		0/4 0%								1	1	2			5:10
9 AGUILA, JUDITH	6	3/7 43%								1	1	1	2	1	22:45
10 LEON, MARIA	7	2/6 33%	1/3 33%							2	3				23:57
11 MARTINEZ, Y.	10	4/12 33%		2/6 33%	33%	3	5	3	1	1	1	3			27:32
12 HENRY, DALIA															0:00
13 CASTILLO, L.	7	1/5 20%	1/1 100%	2/4 50%	50%	2	1	1	2	1	2	3			28:08
14 HERNANDEZ, REGLA															0:00
15 ENRIQUE, MILAYDA	11	5/16 31%		1/2 50%	50%	4	9	1	7	5	3	2			29:43
TEAM															
TOTAL	60	20/71 28%	4/11 36%	8/18 44%	17	21	5	26	9	18	5	15			

CZECH AND SLOVAK FEDERATIVE REPUBLIC (TCH) 70-72 (CHN) PEOPLES REPUBLIC OF CHINA PRELIMINARY
TCH (8) (10) (23) (31) (38) (44) (53) (70) GROUP B

No. Player	Pt.	2 points	3 points	free	th.	dr	or	as	st	tr	fl	vi	fr	bl	time
4 BIELIKOVA, IVETA	8	1/2 50%	1/2 50%	3/3 100%	100%				4	4	1	3	3		33:59
5 LIPTAKOVA, M.		0/1 0%	0/2 0%			1					2	1			12:07
6 JANOSTINOVA, A.	9	4/9 44%		1/2 50%	50%	5			4	2	4	4			26:23
7 NEMCOVA, EVA	15	5/15 33%		5/7 71%	71%	2	1	2	2	4	1	4			33:26
8 CHUPIKOVA, A.	13	6/16 38%		1/2 50%	50%	1	4	1	5	1	2	2			31:43
9 ANTALCOVA, EVA	2	1/1 100%							3						6:00
10 HIRAKOVA, RENATA	6	2/6 33%		2/2 100%	100%	1	1				4				10:58
11 CHAMAJOVA, A.										1	1				2:45
12 BURIANOVA, ERIKA	14	5/11 45%		4/6 67%	67%	6	2	3	5	2	2	5	1		32:52
13 VODICKOVA, K.		0/2 0%				2									3:09
14 RAZGOVA, MILENA															0:00
15 BERKOVA, EVA	3	1/2 50%		1/2 50%	50%	1					1	1			6:38
TEAM															
TOTAL	70	25/65 38%	1/4 25%	17/24 71%	17	8	12	22	9	18	1	24	1		

CHN (11) (21) (30) (38) (49) (56) (64) (72) GROUP B

No. Player	Pt.	2 points	3 points	free	th.	dr	or	as	st	tr	fl	vi	fr	bl	time
4 CONG, XUEDI	12	0/1 0%	4/4 100%			1	4	2	1	2	1				30:25
5 LI, XIN	13	5/11 45%		3/3 100%	100%	2	9	4	4	1	3				26:17
6 LIU, JUN		0/2 0%				1					1				9:02
7 WANG, FANG	2	1/3 33%	0/1 0%							1	1	2	1	1	15:24
8 ZHENG, DONGMEI	4	2/2 100%	0/1 0%							1	2	1	1		9:35
9 HE, JUN	4	1/2 50%	0/1 0%	2/3 67%	67%	2	1	5	4	3	2	1	4		29:17
10 PENG, PING	15	7/11 64%		1/2 50%	50%	4	1	1	1	4	2				23:29
11 ZHENG, HAIXIA															0:00
12 ZHENG, XIULIN															0:00
13 LI, DONGMEI	6	3/6 50%				3	2	3	1	1	4	4			26:31
14 LIU, QING	10	4/4 100%		2/4 50%	50%	5	1	1	1	3	4				13:29
15 ZHAN, SHUPING	6	2/5 40%		2/4 50%	50%	3	1	1	1	2	1	2			16:31
TEAM															
TOTAL	72	25/47 53%	4/7 57%	10/16 63%	21	4	19	17	13	24	6	18	4		

SPAIN (ESP) 59-114 (USA) UNITED STATES OF AMERICA PRELIMINARY
ESP (9) (18) (28) (32) (35) (41) (52) (59) GROUP B

No. Player	Pt.	2 points	3 points	free	th.	dr	or	as	st	tr	fl	vi	fr	bl	time
4 HERNANDEZ, P.	2	1/3 33%	0/3 0%	0/1 0%	0%	2	2	2	4	3					24:47
5 MUJICA, CAROLINA	4	1/5 20%		2/2 100%	100%	1	1	6	5	1	1				18:50
6 ARES, BLANCA	13	4/8 50%	0/1 0%	5/5 100%	100%	2	1	4	1	1	3	1	4		26:29
7 ALONSO, PILAR															0:00
8 PULGAR, MONICA	2	1/2 50%							2	1	1	4	1		9:31
9 GEUER, MARGARITA	12	4/8 50%		4/10 40%	40%	5	1	1	1	2	4	1	7		26:14
10 VARA, ALMUDENA	10	1/2 50%	2/2 100%	2/2 100%	100%					1	1	1			8:56
11 ALVARO, A.	2	1/2 50%	0/2 0%			1			1	4	1				20:06
12 MESSA, MONICA						2	1	1	1	1					11:52
13 FERRAGUT, MARINA	6	2/6 33%	0/1 0%	2/2 100%	100%	1	1	1	1	2	1				12:44
14 CEBRIAN, E.	8	4/8 50%		0/1 0%	0%	2	1	4	2	5	3	1			24:09
15 CASTREJANA, C.		0/7 0%				1	2	1	1	1	1				16:22
TEAM															
TOTAL	59	19/51 37%	2/9 22%	15/23 65%	16	6	11	13	21	28	5	23	1		

USA (11) (24) (35) (51) (64) (78) (92) (114) GROUP B

No. Player	Pt.	2 points	3 points	free	th.	dr	or	as	st	tr	fl	vi	fr	bl	time
4 EDWARDS, TERESA	10	5/9													



Basquetbol
Dones

Baloncesto
Mujeres

Basket-ball
Dames

Basketball
Women

BRAZIL (BRA) 62-74 (TCH) CZECH AND SLOVAK FEDERATIVE REPUBLIC CLASS. 5-8 (A3-B4)
BRA (7) (22) (26) (34) (45) (49) (56) (62)

No.	Player	Pt.	2 points	3 points	free	th.	dr	or	as	st	tr	fl	vi	fr	bl	time
4	MARCARI, H.	16	2/12 17%	3/6 50%	3/4 75%	2					3	3				26:06
5	SANTOS, HELEN		0/1 0%	0/1 0%												2:16
6	BENTO, NADIA	3	0/2 0%	1/1 100%			2		1	4	2	1		1		18:55
7	SOUZA, VANIA	7	2/4 50%		3/4 75%	2	2		4	2	4			2		17:08
8	GONALVES, M.	13	3/8 38%	1/5 20%	4/5 80%	3	4	4	6	2	1	3				31:01
9	SANTOS, JANETH	8	3/8 38%		2/3 67%	5	4	9	1	3	2					36:09
10	SANTOS, ADRIANA	2	0/1 0%	0/2 0%	2/2 100%		1	2		3	1	2				12:41
11	SOUZA, MARTA	9	2/7 29%	1/3 33%	2/2 100%	4		2	1	4	2	2				21:54
12	SOUZA, RUTH	2	1/4 25%					1		1	4					15:55
13	BERTOLOTI, M.												1			2:39
14	BATISTA, J.	2	1/2 50%				1		1							9:04
15	PONTELLO, SIMONE		0/1 0%										1			6:12
TEAM																
TOTAL		62	14/50 28%	6/18 33%	16/20 80%	19	3	10	29	13	26	4	14			

TCH (3) (10) (16) (24) (37) (48) (59) (74)

No.	Player	Pt.	2 points	3 points	free	th.	dr	or	as	st	tr	fl	vi	fr	bl	time
4	BIELIKOVA, IVETA	12	2/3 67%	2/6 33%	2/2 100%	1	1	4	4		1	1				26:29
5	LIPTAKOVA, M.	3	0/1 0%	1/1 100%	0/1 0%	1	2	1	2					2		13:31
6	JANOSTINOVA, A.	8	4/8 50%		0/1 0%	3	5	1	3	1	3	2	6	2		25:13
7	NEMCOVA, EVA	20	6/12 50%	0/4 0%	8/9 89%	3	2	2	5	2	6	1				38:25
8	CHUPIKOVA, A.	6	2/9 22%		2/4 50%	2	3	6	1	2	1	2	1			24:35
9	ANTALECOVA, EVA		0/4 0%					1	2	2	1					17:00
10	HIRAKOVA, RENATA	3	1/3 33%		1/2 50%	3	4	1	1	1	2					8:14
11	CHAMAJOVA, A.															0:00
12	BURIANOVA, ERIKA	19	7/13 54%		5/8 63%	9	1	1	5	5	3	5	4			37:50
13	VODICKOVA, K.	3	0/1 0%		3/4 75%	1			1	1	1					3:58
14	RAZGOVA, MILENA															0:00
15	BERKOVA, EVA										2					4:45
TEAM																
TOTAL		74	22/54 41%	3/11 27%	21/31 68%	24	15	7	24	18	14	4	26	8		

UNITED STATES OF AMERICA (USA) 73-79 (EUN) UNIFIED TEAM SEMI-FINAL (B1-A2)
USA (10) (22) (30) (41) (43) (59) (67) (73)

No.	Player	Pt.	2 points	3 points	free	th.	dr	or	as	st	tr	fl	vi	fr	bl	time
4	EDWARDS, TERESA	11	3/8 38%	1/5 20%	2/4 50%	3	3	3	4		3					25:15
5	CHARLES, DAEDRA	2	1/1 100%								1	2				4:03
6	DAVIS, CLARISSA	11	2/8 25%	1/2 50%	4/6 67%	2	1	2	1	4	1					14:49
7	JACKSON, TAMMY	8	3/6 50%		2/5 40%	2	2	2	4	4						20:33
8	WEATHERSPOON, T.		0/4 0%							2	1					12:25
9	ORR, VICKIE	2	1/4 25%				1	2	1	1	1	1	2	1		6:24
10	BULLETT, VICKY		0/2 0%				1	1	4	3						15:25
11	JONES, CAROLYN	8	1/1 100%	2/5 40%	0/1 0%				3	2	1					8:23
12	MCCLAIN, KATRINA	10	4/12 33%		2/3 67%	9	7	3	2	3	1	1	4			33:37
13	DIXON, MEDINA	12	6/9 67%	0/1 0%		3	2	2	3	1						25:12
14	COOPER, CYNTHIA	4	0/1 0%					1	2	3	1			1		6:23
15	MCCONNELL, SUZIE	9	3/5 60%	1/7 14%		1	3	9	4	1	1	1				27:36
TEAM																
TOTAL		73	24/61 39%	5/20 25%	10/19 53%	17	15	16	29	16	20	4	21	2		

EUN (10) (20) (33) (47) (54) (59) (67) (79)

No.	Player	Pt.	2 points	3 points	free	th.	dr	or	as	st	tr	fl	vi	fr	bl	time
4	JIRKO, ELENA	2	1/1 100%		0/1 0%	1	1	1	1	1	1					5:25
5	BARANOVA, ELENA	2	1/3 33%				2	1	1	1	4			2		8:55
6	GUERLITS, IRINA													1		6:42
7	TORNIKIDOU, E.	13	4/10 40%	0/1 0%	5/6 83%	1		6	5	3	1					27:26
8	CHVAIBOVITCH, E.	7	2/3 67%	1/1 100%		1	4	5	3	5						28:59
9	TKATCHENKO, M.															0:00
10	MINKH, IRINA															0:00
11	KHOUDACHOVA, E.	19	9/15 60%		1/1 100%	3	3	1	1	3	1	2				35:15
12	SOUNNIKOVA, I.	8	3/3 100%	0/1 0%	2/6 33%			3	3	2	2	1	3			19:47
13	BOUNATIANTS, E.	2	1/2 50%							1						3:42
14	ZASSOULSKAIA, N.	20	7/17 41%	0/1 0%	6/8 75%	5	3	1	5	1	1	8	2			35:57
15	ZABOLOUEVA, S.	6	1/4 25%		4/4 100%	2	4	3	4	1	4					27:52
TEAM																
TOTAL		79	29/58 50%	1/4 25%	18/26 69%	16	6	14	26	12	21	3	20	7		

SPAIN (ESP) 92-80 (ITA) ITALY CLASS. 5-8 (B3-A4)
ESP (5) (15) (23) (37) (46) (49) (58) (65) (78) (92)

No.	Player	Pt.	2 points	3 points	free	th.	dr	or	as	st	tr	fl	vi	fr	bl	time
4	HERNANDEZ, P.	5	1/1 100%	1/1 100%						1	1					12:10
5	MUJICA, CAROLINA	9	2/3 67%		5/8 63%	2	3	2	1	4	1	7				40:23
6	ARES, BLANCA	19	7/11 64%	1/1 100%	2/3 67%	4	2	2	3	5	3	2	5			41:37
7	ALONSO, PILAR															0:00
8	PULGAR, MONICA	1	0/1 0%	0/1 100%	1/3 33%				2	2	2					8:32
9	GEUER, MARGARITA	14	5/14 36%		4/9 44%	9	5	3	2	3	3	7	1			42:01
10	VARA, ALMUDENA															0:00
11	ALVARO, A.	19	2/2 100%	4/9 44%	3/4 75%	2	1	2	1	4	1	3				26:22
12	MESSA, MONICA	11	1/1 100%	3/4 75%			2	3	2	2						21:30
13	FERRAGUT, MARINA	5	1/4 25%	1/1 100%					1	1	2					11:10
14	CEBRIAN, E.	7	2/3 67%		3/4 75%	2	1		5	1	4	1				17:34
15	CASTREJANA, C.	2	1/4 25%			3	2	1	1	2	1	1	1			28:42
TEAM																
TOTAL		92	22/44 50%	10/17 59%	18/31 58%	24	12	14	12	9	28	9	29	3		

ITA (7) (15) (26) (33) (44) (52) (59) (65) (78) (80)

No.	Player	Pt.	2 points	3 points	free	th.	dr	or	as	st	tr	fl	vi	fr	bl	time
4	PAPARAZZO, ELENA	3	1/1 100%		1/1 100%				1	1	1	3	1			11:10
5	BASTIANI, MONICA	12	4/5 80%	1/3 33%	1/2 50%	1		3	1	1	3					31:46
6	FULLIN, MARA	18	6/15 40%	0/3 0%	6/10 60%	3	5	4	3	1	7					50:00
7	SALVEMINI, S.															0:00
8	COSTALUNGA, ANNA	11	4/7 57%	1/2 50%					1	2	2	2				12:23
9	ROSSI, FRANCESCA	4	2/3 67%				4	1	1	1	5	1	1			19:44
10	ARCANGELI, A.		0/5 0%						1		1					9:29
11	POLLINI, C.	12	5/11 45%		2/3 67%	3	1	2	2	1	5	5				32:15
12	STANZANI, S.		0/1 0%						1	1	1					8:45
13	TODESCHINI, S.	14	4/6 67%	0/2 0%	6/8 75%	2	3	1	1	4	3	5				37:37
14	TUFANO, G.															0:00
15	PASSARO, S.	6	2/4 50%		2/4 50%	1	1				4	4				36:51
TEAM																
TOTAL		80	28/58 48%	2/10 20%	18/28 64%	14	6	12	12	7	29	6	28			

CUBA (CUB) 70-109 (CHN) PEOPLE'S REPUBLIC OF CHINA SEMI-FINAL (A1-B2)
CUB (10) (16) (22) (30) (37) (49) (59) (70)

No.	Player	Pt.	2 points	3 points	free	th.	dr	or	as	st	tr	fl	vi	fr	bl	time
4	BORREL, LEONOR	16	7/12 58%		2/5 40%	4	4	1			3	2	5	1		24:41
5	HERNANDEZ, ANA	13	4/7 57%	1/1 100%	2/3 67%	1	3	2	1	1	1					20:00
6	VIGIL, OLGA	3	0/3 0%	1/1 100%			2	2		3	4	1				13:45
7	HERRERA, GRISEL															0:00
8	LAGNO, BIOSOTY		0/1 0%	0/1 0%							1	1				8:12
9	AGUILA, JUDITH	8	3/7 43%		2/2 100%	1	3	2	4	1						17:45
10	LEON, MARIA	2	1/3 33%	0/1 0%	0/2 0%	1	1	1	1	1	1					10:09
11	MARTINEZ, Y.	8	4/10 40%		0/1 0%	1	3	1	1	4	3	2				25:22
12	HENRY, DALIA	6	2/6 33%		2/2 100%	1	1	4	1	2						20:00
13	CASTILLO, L.	11	5/11 45%		1/4 25%	2	1	2	2	3	1	5				29:51
14	HERNANDEZ, REGLA	4	0/4 0%	0/1 0%						1	1	2				18:03
15	ENRIQUE, MILAYDA	3	1/3 33%		1/2 50%	4	1	1	3	2	2					12:12
TEAM																



Basquetbol
Dones

Baloncesto
Mujeres

Basket-ball
Dames

Basketball
Women

CZECH AND SLOVAK FEDERATIVE REPUBLIC (TCH) 58-59 (ESP) SPAIN FINAL 5-6

TCH (9) (17) (20) (29) (36) (40) (50) (58)

No. Player	Pt.	2points	3 points	free	th.	dr	or	as	st	tr	fl	vi	fr	bl	time
4 BIELIKOVA, IVETA	14	4/6 67%	2/2 100%	0/2 0%	3	2	7	3	4	4					40:00
5 LIPTAKOVA, M.			0/1 0%							2					2:08
6 JANOSTINOVA, A.		0/1 0%				2	1	1	1	3			1		6:20
7 NEMCOVA, EVA	6	1/10 10%	0/1 0%	4/6 67%	2	1	2	4	1	4	1				25:30
8 CHUPIKOVA, A.	9	2/10 20%	1/1 100%	2/2 100%	3	2	2	2	3	3					39:15
9 ANTALCOVA, EVA															0:00
10 HIRAKOVA, RENATA	7	3/4 75%		1/2 50%	1	2	1	1	1	2			2	1	16:36
11 CHAMAJOVA, A.										2	1		1		6:04
12 BURIANOVA, ERIKA	9	2/10 20%		5/8 63%	2	2	1	2	5	4					25:30
13 VODICKOVA, K.	5	2/4 50%		1/1 100%	1	2				5	1		1		8:07
14 RAZGOVA, MILENA										1			1		7:03
15 BERKOVA, EVA	8	4/6 67%			2	1	1	1	1	4			3		23:27
TEAM															
TOTAL	58	18/51 35%	3/5 60%	13/21 62%	17	9	7	14	13	32			1	24	3

ESP (2) (4) (23) (25) (34) (38) (49) (59)

No. Player	Pt.	2points	3 points	free	th.	dr	or	as	st	tr	fl	vi	fr	bl	time
4 HERNANDEZ, P.		0/1 0%												1	3:29
5 MUJICA, CAROLINA	9	2/6 33%		5/7 71%	3				3	2	4			4	29:55
6 ARES, BLANCA	9	2/8 25%		5/9 56%	2				3	2	1	4		7	22:17
7 ALONSO, PILAR															0:00
8 PULGAR, MONICA		0/1 0%											1	1	4:20
9 GEUER, MARGARITA	11	3/9 33%		5/10 50%	7	2			3	2	1	3	9	2	38:09
10 VARA, ALMUDENA													1	2	7:39
11 ALVARO, A.	7	0/1 0%	2/5 40%	1/2 50%	1				1	6	3	3		2	24:17
12 MESSA, MONICA	2	1/3 33%	0/4 0%	0/1 0%	2				3	3				2	28:03
13 FERRAGUT, MARINA	4	1/1 100%	0/1 0%	2/3 67%	1									1	4:58
14 CEBRIAN, E.	7	1/1 100%		5/6 83%	1	4			1	4			5	1	16:26
15 CASTREJANA, C.	10	5/8 63%								1	4	1	5	1	20:27
TEAM															
TOTAL	59	15/39 38%	2/10 20%	23/38 61%	19	7	8	22	10	24			4	32	4

UNITED STATES OF AMERICA (USA) 88-74 (CUB) CUBA FINAL 3-4

USA (12) (25) (35) (44) (52) (62) (76) (88)

No. Player	Pt.	2points	3 points	free	th.	dr	or	as	st	tr	fl	vi	fr	bl	time
4 EDWARDS, TERESA	18	5/11 45%	2/7 29%	2/2 100%					5	5	4	1	1	2	28:48
5 CHARLES, DAEDRA	2	1/3 33%												1	5:48
6 DAVIS, CLARISSA	14	2/3 67%	3/5 60%	1/2 50%	2			1	1	4			2		28:15
7 JACKSON, TAMMY	8	4/9 44%	0/1 0%	0/2 0%	3	2	4		3	4	3	5			23:29
8 WEATHERSPOON, T.	4	0/1 0%		4/4 100%	1			1	2	2			2		18:27
9 ORR, VICKIE	8	2/5 40%		4/4 100%	2	1		1	1				3		9:31
10 BULLETT, VICKY	4	2/5 40%									2	1			10:43
11 JONES, CAROLYN	7	1/4 25%	1/3 33%	2/2 100%	1	1	1	1	1	1	1				7:30
12 MCCLAIN, KATRINA	13	5/11 45%		3/7 43%	6	6	2	2	1				5		30:29
13 DIXON, MEDINA	7	3/4 75%		1/1 100%					3		1	1			11:45
14 COOPER, CYNTHIA											2	1			3:42
15 MCCONNELL, SUZIE	3		1/3 33%				1	2	4	3	1				21:33
TEAM															
TOTAL	88	25/56 45%	7/19 37%	17/24 71%	14	14	14	18	17	16			7	22	

CUB (13) (27) (35) (44) (55) (63) (71) (74)

No. Player	Pt.	2points	3 points	free	th.	dr	or	as	st	tr	fl	vi	fr	bl	time
4 BORREL, LEONOR	13	6/11 55%		1/2 50%	4	5	1	3	1	5	3	2	1		29:35
5 HERNANDEZ, ANA	2	1/1 100%												1	7:04
6 VIGIL, OLGA	13	5/7 71%	0/2 0%	3/4 75%	4				4	8	1	2	3		19:17
7 HERRERA, GRISEL															0:00
8 LAGNO, BIOSOTY															0:00
9 AGUILA, JUDITH	2	1/2 50%							1	1	2		1	1	5:55
10 LEON, MARIA		0/1 0%													1:28
11 MARTINEZ, Y.	7	3/5 60%		1/4 25%	3				3	1	4		3		39:19
12 HENRY, DALIA	11	4/8 50%		3/3 100%	1	1	1	5	1	3			3		32:56
13 CASTILLO, L.	16	6/12 50%	0/1 0%	4/4 100%	5	1	4	8	4	1	3		3		29:21
14 HERNANDEZ, REGLA	10	5/14 36%	0/1 0%	0/4 0%	2	1	3	2	3	2					29:54
15 ENRIQUE, MILAYDA															5:11
TEAM															
TOTAL	74	31/61 51%	0/4 0%	12/21 57%	18	9	4	24	21	22			7	16	2

BRAZIL (BRA) 86-83 (ITA) ITALY FINAL 7-8

BRA (12) (17) (33) (41) (50) (57) (64) (78) (86)

No. Player	Pt.	2points	3 points	free	th.	dr	or	as	st	tr	fl	vi	fr	bl	time
4 MARCARI, H.	15	0/7 0%	2/5 40%	9/11 82%	2			4	1	5	4		6		36:28
5 SANTOS, HELEN	4	2/4 50%	0/1 0%							2			2		9:04
6 BENTO, NADIA	2	1/1 100%							1	2	1			1	12:44
7 SOUZA, VANIA		0/5 0%						2	1	3	1	5		3	15:45
8 GONALVES, M.	21	4/9 44%	3/11 27%	4/5 80%	3			6	3	1	2		5		38:29
9 SANTOS, JANETH	25	11/19 58%		3/4 75%	8	4	1	5	2	3	1	3			42:01
10 SANTOS, ADRIANA		0/1 0%							1	1					3:05
11 SOUZA, MARTA	9	3/6 50%		3/3 100%	3	4		1	2	5		4			20:49
12 SOUZA, RUTH	8	4/6 67%						5	3	5	4	1			29:12
13 BERTOLOTI, M.									2	1	1				4:21
14 BATISTA, J.	2			2/2 100%					1	1	1	1			13:02
15 PONTELLO, SIMONE															0:00
TEAM														1	
TOTAL	86	25/58 43%	5/17 29%	21/25 84%	23	12	13	25	13	27			5	23	

ITA (9) (18) (27) (41) (54) (63) (71) (78) (83)

No. Player	Pt.	2points	3 points	free	th.	dr	or	as	st	tr	fl	vi	fr	bl	time
4 PAPAARAZZO, ELENA															0:00
5 BASTIANI, MONICA	3	1/2 50%		1/2 50%	2				2				1	1	6:47
6 FULLIN, MARA	10	3/12 25%	1/5 20%	1/2 50%	9			1	6	2	1	1	3		42:15
7 SALVEMINI, S.															0:00
8 COSTALUNGA, ANNA	3	1/5 20%		1/2 50%	2				1	1	1	2			14:16
9 ROSSI, FRANCESCA	13	4/10 40%		5/9 56%	3	2	5	2	5		6				31:18
10 ARCANGELI, A.													1		2:45
11 POLLINI, C.	28	11/24 46%		6/8 75%	3	3	2	1	1	4		7	1		40:17
12 STANZANI, S.	8	1/3 33%	1/4 25%	3/4 75%	6	1	2	1	2	3	1	2	1		36:27
13 TODESCHINI, S.	10	1/5 20%	1/2 50%	5/6 83%	2			4	2	3	5	2	3		32:30
14 TUFANO, G.															0:00
15 PASSARO, S.	8	3/5 60%		2/2 100%	1	2		1	1	3	1	3			18:25
TEAM															
TOTAL	83	25/66 38%	3/11 27%	24/35 69%	25	9	11	19	11	23			7	27	2

UNIFIED TEAM (EUN) 76-66 (CHN) PEOPLE'S REPUBLIC OF CHINA FINAL

EUN (12) (28) (36) (43) (49) (55) (67) (76)

No. Player	Pt.	2points	3 points	free	th.	dr	or	as	
------------	-----	---------	----------	------	-----	----	----	----	--



Basquetbol
Dones

Baloncesto
Mujeres

Basket-ball
Dames

Basketball
Women

PRELIMINARY

GROUP A

POS.	TEAM	CUBA	EUN	BRA	ITA	WON	LOST	PTS.
1	CUB	X	91-89	95-88	60-53	3	0	6
2	EUN	89-91	X	76-64	79-67	2	1	5
3	BRA	88-95	64-76	X	85-70	1	2	4
4	ITA	53-60	67-79	70-85	X	0	3	3

GROUP B

POS.	TEAM	USA	CHN	ESP	TCH	WON	LOST	PTS.
1	USA	X	93-67	114-59	111-55	3	0	6
2	CHN	67-93	X	66-63	72-70	2	1	5
3	ESP	59-114	63-66	X	59-58	1	2	4
4	TCH	55-111	70-72	58-59	X	0	3	3

CLASSIF. 5-8

BRA-TCH	62-74
ESP-ITA	92-80

SEMI-FINAL

CUB-CHN	70-109
USA-EUN	73-79

FINAL 7-8

BRA-ITA	86-83
---------	-------

FINAL 5-6

TCH-ESP	58-59
---------	-------

FINAL 3-4

USA-CUB	88-74
---------	-------

FINAL

EUN-CHN	76-66
---------	-------

FINAL POSITIONS

1	UNIFIED TEAM	EUN
2	PEOPLE'S REPUBLIC OF CHINA	CHN
3	UNITED STATES OF AMERICA	USA
4	CUBA	CUB
5	SPAIN	ESP
6	CZECH AND SLOVAK FEDERATIVE REPUBLIC	TCH
7	BRAZIL	BRA
8	ITALY	ITA


BM

Bàdminton

Bádminton

Badminton

Badminton



	Català	Español	Français	English
BYE	Contrincant sense aparellar passa a la fase següent	Contrincante sin emparejar pasa a la siguiente fase	Concurrent/e non apparié passe à la phase suivante	Competitor without opponent passes to the next phase
Final	Final	Final	Finale	Final
WALK OVER	No compareixença	No comparecencia	Forfait	Walkover



Badminton
Homes
Individuals

Badminton
Hombres
Individuals

Badminton
Hommes
Simplex

Badminton
Men
Singles

1/32		1/16		1/8		1/4		1/2		Final	
ZHAO, JIANHUA	CHN	ZHAO, JIANHUA		ZHAO, JIANHUA		ZHAO, JIANHUA		ZHAO, JIANHUA			
BYE				15-6, 15-9		15-4, 15-12		15-2, 14-17, 17-14			
HALL, DARREN	GBR	HALL, DARREN									
HUMBLE, DAVID	CAN	15-6, 15-4									
FUCHS, HANNES	AUT	FUCHS, HANNES									
WIJEKON, P.	SRI	15-9, 15-11		BHATTACHARYA, D.							
IVANOV, IVAN	BUL	BHATTACHARYA, D.		8-15, 15-11, 15-11							
BHATTACHARYA, D.	IND	15-4, 15-1									
SUSANTO, H.	INA	SUSANTO, H.									
BYE				SUSANTO, H.							
FERNANDES, R.	POR	LILJEQUIST, R.		15-11, 15-3							
LILJEQUIST, R.	FIN	15-3, 15-11				SUSANTO, H.					
KRISTJANSSON, B.	ISL	CHIANGTA, T.				15-7, 15-8					
CHIANGTA, T.	THA	15-2, 15-12		CHIANGTA, T.							
GALT, DEAN	NZL	JOGIS, C.		11-15, 15-3, 15-3							
JOGIS, C.	USA	15-1, 15-3									
WIRANATA, ARDY	INA	WIRANATA, ARDY								WIRANATA, ARDY	
BYE				WIRANATA, ARDY						10-15, 15-9, 15-9	
LEE, KWANG-JIN	KOR	OLSSON, JENS		15-11, 15-6							
OLSSON, JENS	SWE	5-15, 15-12, 15-5				WIRANATA, ARDY					
MENDREK, TOMASZ	TCH	MENDREK, TOMASZ				15-4, 15-6					
RENAULT, S.	FRA	15-5, 15-2		FOO, KOK KEONG							
SPERRE, HANS	NOR	FOO, KOK KEONG		15-2, 15-3							
FOO, KOK KEONG	MAS	15-11, 15-3						WIRANATA, ARDY			
HOYER-LARSEN, P.	DEN	HOYER-LARSEN, P.						15-10, 15-12			
BYE				HOYER-LARSEN, P.							
HANKIEWICZ, J.	POL	MACHIDA, F.		15-2, 15-4							
MACHIDA, F.	JPN	9-15, 15-13, 15-3				HOYER-LARSEN, P.					
VANNESTE, PEDRO	BEL	KHAN, HAMID				15-10, 15-5					
KHAN, HAMID	SIN	15-11, 15-3		CHAN, KIN NGAI							
CHAN, KIN NGAI	HKG	CHAN, KIN NGAI		18-13, 15-3							
MEERHOLZ, NICO	RSA	15-7, 15-4									
ANTROPOV, A.	EUN	ANTROPOV, A.									
HARRISON, KERRIN	NZL	15-3, 15-10		ANTROPOV, A.							
AXELSSON, PETER	SWE	AXELSSON, PETER		15-10, 15-5							
SILVA, FERNANDO	POR	15-7, 15-8				KUSUMA, A.					
KUKASEMKIJ, S.	THA	KUKASEMKIJ, S				15-4, 15-7					
NIELSEN, ANDERS	GBR	16-18, 15-12, 17-16		KUSUMA, A.							
KOH, LENG KANG	SIN	KUSUMA, A.		15-11, 15-2							
KUSUMA, A.	INA	15-2, 15-2									
KRIEL, ANTON	RSA	HALLGRIMSSON, A.									
HALLGRIMSSON, A.	ISL	15-8, 15-7		KIM, HAK KYUN							
REIDY, THOMAS	USA	KIM, HAK KYUN		15-7, 18-14							
KIM, HAK KYUN	KOR	WALK OVER				KIM, HAK KYUN					
BALABAN, FLORIN	ROM	KAUL, ANIL				10-15, 15-7, 18-13					
KAUL, ANIL	CAN	15-7, 15-4		WU, WENKAI							
BYE		WU, WENKAI		15-7, 15-2							
WU, WENKAI											
BLANSHARD, J.	CAN	BLANSHARD, J.									
LEE, BENNY	USA	15-3, 15-1		LAURIDSEN, T.S.							
LAURIDSEN, T.S.	DEN	LAURIDSEN, T.S.		15-7, 15-4							
KUMAR, VIMAL	IND	15-6, 15-6									
JANTTI, PONTUS	FIN	JANTTI, PONTUS				LAURIDSEN, T.S.					
BORISSOV, YASSEN	BUL	15-6, 15-1		LIU, JUN		10-15, 17-16, 15-9					
BYE		LIU, JUN		15-13, 15-7							
LIU, JUN	CHN										
CLARISSE, E.	MRI	WONG, WAI LAP									
WONG, WAI LAP	HKG	15-1, 15-2		WONG, WAI LAP							
KUHL, STEFAN	GER	KOCH, JUERGEN		17-18, 15-6, 15-3							
KOCH, JUERGEN	AUT	17-14, 12-15, 15-2									
MOTOYAMA, H.	JPN	MOTOYAMA, H.									
SERRANO, DAVID	ESP	15-9, 15-10		SIDEK, RASHID							
BYE		SIDEK, RASHID		15-3, 15-2							
SIDEK, RASHID	MAS										



Badminton
Hombres
Dobles

Badminton
Hombres
Dobles

Badminton
Hommes
Doubles

Badminton
Men
Doubles

1/16	1/8	1/4	1/2	Final
KOR KIM, M./PARK, J.	KOR			
BYE		KOR		
CAN BITTEN/BLANSHA	CHN	11-15,15-5,15-9		
CHN CHEN, H./CHEN, K.	15-6,15-12		KOR	
INA MAINAKY/SUBAGJA	INA		15-7,15-4	
SWE AXELSSO/JÖNSSON	15-5,15-11	INA		
GBR PONTING/WRIGHT	GBR	15-3,15-9		
GER FREY, S./KUHL, S.	15-7,15-9			
MAS SIDEK/SIDEK	MAS			
IND BHATTACHA/KUMAR	15-6,15-3	MAS		
NZL GALT, D./HARRISO	DEN	15-12,15-6		
DEN HOLST-C/LUND, T.	15-0,15-2		MAS	
ISL HALLGRI/KRISTJA	HKG		15-5,15-4	
HKG CHAN, S./NG, PAK	12-15,15-6,15-12	JPN		
JPN MATSUNO/MATSUUR	JPN	18-16,15-6		
RSA KRIEL/MEERHOL	15-4,15-2			
SIN KHAN, A./KOH, L	DEN			
DEN PAULSEN/SVARRER	15-1,15-5	DEN		
AUT FUCHS, H./KOCH, J.	CAN	15-5,15-4		
CAN HUMBLE/KAUL, A.	15-11,15-11			
SWE ANTONSS/OSTERBE	THA			
THA SIRIPUL/THIRAWI	18-15,15-5	CHN	15-11,12-15,17-14	
MAS CHEAH, S./SOO, B.	CHN	9-15,15-8,15-8		
CHN LI, Y./TIAN, B.	11-15,18-15,15-4			
GBR GOODE/HUNT, C.	GBR			
JPN MACHIDA/MIYA, K.	15-10,9-15,15-12	KOR		
KOR LEE, S./SHON, J.	KOR	15-2,7-15,15-4		
BUL BORISSOV/IVANOV	15-0,15-1			
USA LEE, B./REIDY	USA			
POR FERNANDES/SILVA	15-1,15-10	INA		
BYE	INA	15-3,15-6		
INA HARTONO/GUNAWAN				
				KOR
				15-11,15-13
				15-11,15-7
				INA
				15-9,15-8

BO

Boxa

Boxeo

Boxe

Boxing



	Català	Español	Français	English
AB	Abandó	Abandono	Abandon	Abandoned
Bantamweight	Gall	Gallo	Coqs	Bantamweight
Competitor	Competidor	Competidor	Concurrent	Competitor
Ctry.	País	País	Pays	Country
DISQ	Desqualificat	Descalificado	Disqualifié	Disqualified
Featherweight	Ploma	Pluma	Plumes	Featherweight
Flyweight	Mosca	Mosca	Mouches	Flyweight
Heavyweight	Pesant	Pesado	Lourds	Heavyweight
KOH	Fora de combat	Fuera de combate	Knock-out	Knock Out
Light flyweight	Minimosca	Minimosca	Mi-mouches	Light flyweight
Light heavyweight	Semipesant	Semipesado	Mi-lourds	Light heavyweight
Light middleweight	Superwèlter	Superwèlter	Super mi-moyens	Light middleweight
Light welterweight	Superlleuger	Superliger	Super-légers	Light welterweight
Lightweight	Lleuger	Ligero	Légers	Lightweight
Middleweight	Mitjà	Medio	Moyens	Middleweight
No.	Número	Número	Numéro	Number
PTS	Punts	Puntos	Points	On points
RSC/RSCH/RSCI	Inferioritat	Inferioridad	L'arbitre arrête le combat	Referee Stops Contest
Super heavyweight	Superpesant	Superpesado	Super-lourds	Super heavyweight
Welterweight	Wèlter	Wèlter	Mi-moyens	Welterweight
WO	No compareixença	No comparencia	Forfait	Walkover



Boxa
Homes

Boxeo
Hombres

Boxe
Hommes

Boxing
Men

Welterweight

No.	Competitor	Ctry.							
01	0174 CARRUTH, MICHAEL	IRL	IRL						
						IRL	3		
03	0314 TUIFAQ, MASELINO	SAM	SAM			PTS	011:002		
								IRL	3
05	0149 LEWIS, ANDREW	GUY	GER	3		PTS	006:006		
06	0134 OTTO, ANDREAS	GER			GER	3			
07	0243 ROMERO, MARIO	NCA	NCA	3		RSCH	2:00		
08	0267 KHYBER, SHAH	PAK						IRL	3
09	0354 REILLY, PEPE	USA	USA	3				PTS	011:004
10	0087 BAUTE, VICTOR	ESP			LTU	3			
11	0217 KARPACIAUSKAS	LTU	LTU	3		PTS	005:016		
12	0104 PESTRIAEV, A.	EUN						THA	3
13	0168 KHATERI, YUSEF	IRI	THA	3				PTS	006:009
14	0331 CHENGLAI, ARKOM	THA			THA	3			
15	0201 ODORE, NICODEMUS	KEN	KEN	2		PTS	013:010		
16	0357 GUZMAN, J.	VEN							
17	0242 SIMON, HARRY	NAM	PUR	3				IRL	3
18	0297 ACEVEDO, ANIBAL	PUR			PUR	3		PTS	013:010
19	0012 MONIZ, FRANCISCO	ANG	AUS	3		PTS	016:003		
20	0022 SCRIGGINS, S.	AUS						PUR	3
21	0191 KAWAKAMI, M.	JPN	GBR	2		PTS	020:009		
22	0119 DODSON, ADRIAN	GBR			ROM	3			
23	0258 SABITU, TAJUDEEN	NGR	ROM	3		PTS	005:006		
24	0309 VASTAG, FRANCISC	ROM						CUB	3
25	0317 ANTMAN, SOEREN	SWE	SWE	3				PTS	002:011
26	0310 PRETORIUS, G.	RSA			SWE	2			
27	0082 RAMOS, CESAR	DOM	DOM	3		RSC	2:02		
28	0285 MALYSZKO, W.	POL						CUB	2
29	0208 JUN, JIN	KOR	KOR	3				RSCH	2:25
30	0230 TOUANE, ABDELLAH	MAR			CUB	2			
31	0068 HERNANDEZ, JUAN	CUB	CUB	3		RSC	2:28		
32	0110 BENNAJEM, SAID	FRA							

Light middleweight

No.	Competitor	Ctry.							
01	0322 MARWA, JOSEPH	TAN	TAN						
						LAT	3		
03	0215 SAPLAVSKIS, I.	LAT	LAT			PTS	008:014		
								CUB	3
05	0069 LEMUS, JUAN	CUB	CUB	3		PTS	002:012		
06	0106 TOPAEV, ARKADII	EUN			CUB	1			
07	0261 FIGOTA, SILILO	NZL	GER	3		RSCH	2:55		
08	0129 BEYER, MARKUS	GER						CUB	3
09	0043 DOWNEY, RAYMOND	CAN	INA	3				PTS	010:002
10	0159 SIMANGUNSONG, H.	INA			HUN	3			
11	0154 MIZSEI, GYORGY	HUN	HUN	3		PTS	005:017		
12	0185 DE CHIARA, F.	ITA						HUN	3
13	0192 NAGASHIMA, H.	JPN	ASA	3				PTS	017:003
14	0016 MASELINO, FAO	ASA			ASA	1			
15	0180 HASHIM, FURAS	IRQ	IRQ	3		RSCH	0:44		
16	0302 JIMENEZ, M.	PUR							
17	0352 MARQUEZ, RAUL	USA	USA	3				CUB	3
18	0251 DAFIAGBON, DAVID	NGR			USA	3		PTS	006:001
19	0228 MESBAHI, MOHAMED	MAR	SEY	3		PTS	020:003		
20	0315 CADEAU, RIVAL	SEY						NED	3
21	0205 CHOI, KI	KOR	NED	3		PTS	012:016		
22	0245 DELIBAS, ORHAN	NED			NED	2			
23	0330 BOONSINGKARN, C.	THA	THA	3		RSC	1:45		
24	0031 FRANCA, LUCAS	BRA						NED	3
25	0344 PORLEY, JORGE	URU	NOR	1				PTS	008:003
26	0260 KLEMTSEN, OLE	NOR			NOR	3			
27	0009 MEZIANE, NOUR	ALG	ALG	3		PTS	014:003		
28	0265 ABRAR, HUSSAIN	PAK						GBR	3
29	0086 SALEM, KABARY	EGY	LTU	3				PTS	010:020
30	0218 MALECKIS, L.	LTU			GBR	3			
31	0123 REID, ROBIN	GBR	GBR	1		PTS	003:010		
32	0026 THOMAS, MARCUS	BAR							

CA

Piragüisme
Canoe-kayak

Piragüismo
Canoeing



	Català	Español	Français	English
1st	Primera	Primera	Première	First
2nd	Segona	Segunda	Deuxième	Second
Bib.	Dorsal	Dorsal	Dossard	Number
Competitor	Competidor/a	Competidor/a	Concurrent/e	Competitor
Ctry.	País	País	Pays	Country
Dif. 1st	Diferència amb el/la primer/a	Diferencia con el primero	Écart par rapport au temps de base	Difference with the first
Final/F	Final	Final	Finale	Final
Heat	Eliminatòria	Serie	Série	Heat
Lane	Carrer	Calle	Couloir	Lane
m	Metres	Metros	Metres	Metres
Number	Número	Número	Numéro	Number
Pos.	Posició	Posición	Position	Position
Pts.	Punts	Puntos	Points	Points
Repêchage/R	Repesca	Repesca	Repêchage	Repêchage
RUN	Mànega	Manga	Manche	Run
Semi-final/D	Semifinal	Semifinal	Demi-finale	Semi-final
Time	Temps	Tiempo	Temps	Time
Total	Total	Total	Total	Total
X	Fora de competició	Fuera de competición	Éliminé	Out of competition



Piragüisme - Aigües tranquil·les
Homes
K-1 500 m

Piragüismo - Aguas tranquilas
Hombres
K-1 500 m

Canoe-kayak - Eaux calmes
Hommes
K-1 500 m

Canoeing - Flat water
Men
K-1 500 m

Heat 1

Pos.	Lane	Number	Competitor	Ctry.	250 m		500 m	
					Dif. 1st	Time - Pos.	Dif. 1st	Time
1	7	0098	KALESNIK, SERGEI	EUN	0.77	3	1:40.90	D
2	4	0321	BELLINGHAM, NORMAN	USA	0.84	4	1:41.00	D
3	2	0227	HOLMANN, KNUT	NOR	0.28	2	1:41.18	R
4	6	0009	HUNTER, MARTIN JOHN	AUS	48.81	1	1:43.32	R
5	1	0237	MACDONALD, JOHN A.	NZL	1.15	5	1:44.37	R
6	8	0091	VICENTE HERNANDEZ, G.	ESP	1.47	7	1:46.68	R
7	5	0139	PARSONS, SIMON G.	GBR	1.15	5	1:47.50	R

Heat 2

Pos.	Lane	Number	Competitor	Ctry.	250 m		500 m	
					Dif. 1st	Time - Pos.	Dif. 1st	Time
1	5	0289	LIBERATO, ROBERTO	SUI	49.13	1	1:42.02	D
2	1	0303	SUNDQVIST, KARL	SWE	0.79	2	1:42.40	D
3	8	0257	GARCIA, JOSE	POR	1.16	3	1:42.96	R
4	6	0190	HOLMES, PATRICK	IRL	1.48	4	1:43.46	R
5	4	0060	KRZNNARIC, ZVONIMIR	CRO	1.53	5	1:46.46	R
6	7	0064	PEREZ MEDINA, ANGEL	CUB	2.11	6	1:48.32	R
7	3	0023	CUATTRIN, SEBASTIAN A.	BRA	3.89	7	1:48.86	R

Heat 3

Pos.	Lane	Number	Competitor	Ctry.	250 m		500 m	
					Dif. 1st	Time - Pos.	Dif. 1st	Time
1	1	0113	KOLEHMAINEN, MIKKO Y.	FIN	0.02	2	1:41.13	D
2	7	0204	SCARPA, DANIELE	ITA	1.00	4	1:41.41	D
3	3	0173	GYULAY, ZSOLT	HUN	49.30	1	1:41.78	R
4	2	0248	KOTOWICZ, GRZEGORZ	POL	0.81	3	1:44.58	R
5	8	0317	LEITE NADA, ENRIQUE M.	URU	4.31	6	1:49.49	R
6	6	0220	HEINZE FLAMAND, R.	MEX	52.74	5	1:51.08	R

Heat 4

Pos.	Lane	Number	Competitor	Ctry.	250 m		500 m	
					Dif. 1st	Time - Pos.	Dif. 1st	Time
1	6	0041	CRICHLLOW, RENN J.	CAN	0.65	3	1:41.39	D
2	1	0273	POPESCU, MARIN GIGI	ROM	0.94	4	1:41.69	D
3	3	0218	VIETA, ARTURAS	LTU	0.03	2	1:41.96	R
4	2	0314	SZABO, ATTILA	TCH	49.21	1	1:44.85	R
5	7	0287	VAN RIET, WILLEM F.	RSA	2.24	5	1:47.98	R
6	4	0339	VEKIC, ZARKO	IOP	5.41	8	1:51.44	R
7	8	0185	ANISI	INA	54.12	6	1:51.96	R
8	5	0211	KANG, KI JIN	KOR	5.03	7	1:52.22	R

Repêchage 1

Pos.	Lane	Number	Competitor	Ctry.	250 m		500 m	
					Dif. 1st	Time - Pos.	Dif. 1st	Time
1	6	0227	HOLMANN, KNUT	NOR	0.03	2	1:40.36	D
2	1	0218	VIETA, ARTURAS	LTU	49.24	1	1:41.04	D
3	2	0248	KOTOWICZ, GRZEGORZ	POL	0.42	3	1:41.68	D
4	3	0091	VICENTE HERNANDEZ, G.	ESP	0.69	4	1:41.72	R
5	5	0060	KRZNNARIC, ZVONIMIR	CRO	1.97	5	1:43.40	X
6	4	0339	VEKIC, ZARKO	IOP	4.45	6	1:55.32	X

Repêchage 2

Pos.	Lane	Number	Competitor	Ctry.	250 m		500 m	
					Dif. 1st	Time - Pos.	Dif. 1st	Time
1	7	0064	PEREZ MEDINA, ANGEL	CUB	49.22	1	1:41.28	D
2	3	0314	SZABO, ATTILA	TCH	1.16	3	1:41.40	D
3	6	0257	GARCIA, JOSE	POR	1.17	4	1:41.84	D
4	4	0009	HUNTER, MARTIN J.	AUS	0.66	2	1:42.00	R
5	5	0139	PARSONS, SIMON G.	GBR	1.51	5	1:46.32	X
6	2	0317	LEITE NADA, ENRIQUE M.	URU	4.10	6	1:49.00	X
7	1	0185	ANISI	INA	54.68	7	1:51.69	X



Piragüisme - Aigües tranquil·les
Homes
K-1 500 m

Piragüismo - Aguas tranquilas
Hombres
K-1 500 m

Canoe-kayak - Eaux calmes
Hommes
K-1 500 m

Canoeing - Flat water
Men
K-1 500 m

Repêchage 3

Pos.	Lane	Number	Competitor	Ctry.	250 m		500 m	
					Time - Pos.	Dif. 1st	Time	Dif. 1st
1	4	0173	GYULAY, ZSOLT	HUN	49.04	1	1:41.44	D
2	7	0237	MACDONALD, JOHN A.	NZL	49.63	2	1:43.24	D
3	1	0190	HOLMES, PATRICK	IRL	50.56	4	1:43.96	D
4	3	0287	VAN RIET, WILLEM F.	RSA	50.54	3	1:46.33	
5	2	0023	CUATTRIN, SEBASTIAN A.	BRA	52.54	6	1:46.56	X
6	6	0220	HEINZE FLAMAND, R.	MEX	52.26	5	1:47.76	X
7	5	0211	KANG, KI JIN	KOR	52.80	7	1:51.64	X

Semi-final 1

Pos.	Lane	Number	Competitor	Ctry.	250 m		500 m	
					Time - Pos.	Dif. 1st	Time	Dif. 1st
1	5	0113	KOLEHMAINEN, MIKKO Y.I.	FIN	50.01	6	1:41.52	F
2	8	0273	POPESCU, MARIN GIGI	ROM	50.66	8	1:41.83	F
3	9	0227	HOLMANN, KNUT	NOR	49.45	1	1:41.96	F
4	2	0098	KALESNIK, SERGEI	EUN	49.85	4	1:42.20	F
5	3	0173	GYULAY, ZSOLT	HUN	49.97	5	1:42.70	
6	4	0303	SUNDQVIST, KARL	SWE	49.75	2	1:42.90	X
7	1	0314	SZABO, ATTILA	TCH	50.48	7	1:42.99	X
8	7	0248	KOTOWICZ, GRZEGORZ	POL	49.84	3	1:43.70	X
9	6	0190	HOLMES, PATRICK	IRL	50.74	9	1:45.11	X

Semi-final 2

Pos.	Lane	Number	Competitor	Ctry.	250 m		500 m	
					Time - Pos.	Dif. 1st	Time	Dif. 1st
1	3	0321	BELLINGHAM, NORMAN	USA	50.30	7	1:41.48	F
2	9	0204	SCARPA, DANIELE	ITA	49.99	3	1:42.07	F
3	1	0218	VIETA, ARTURAS	LTU	50.04	4	1:42.09	F
4	8	0289	LIBERATO, ROBERTO	SUI	49.19	1	1:42.82	F
5	2	0041	CRICHLow, RENN J.	CAN	49.72	2	1:43.06	
6	6	0237	MACDONALD, JOHN A.	NZL	50.46	8	1:43.41	X
7	7	0091	VICENTE HERNANDEZ, G.	ESP	50.11	6	1:43.53	X
8	4	0064	PEREZ MEDINA, ANGEL	CUB	50.09	5	1:43.94	X
9	5	0257	GARCIA, JOSE	POR	50.83	9	1:45.88	X

Final

Pos.	Lane	Number	Competitor	Ctry.	250 m		500 m	
					Time - Pos.	Dif. 1st	Time	Dif. 1st
1	4	0113	KOLEHMAINEN, MIKKO Y.	FIN	50.03	7	1:40.34	
2	9	0173	GYULAY, ZSOLT	HUN	48.85	1	1:40.64	0.30
3	3	0227	HOLMANN, KNUT	NOR	49.15	3	1:40.71	0.37
4	1	0321	BELLINGHAM, NORMAN	USA	49.63	5	1:40.84	0.50
5	7	0098	KALESNIK, SERGEI	EUN	49.82	6	1:40.90	0.56
6	8	0289	LIBERATO, ROBERTO	SUI	49.12	2	1:41.98	1.64
7	6	0204	SCARPA, DANIELE	ITA	50.11	8	1:42.00	1.66
8	2	0273	POPESCU, MARIN GIGI	ROM	50.54	9	1:42.24	1.90
9	5	0218	VIETA, ARTURAS	LTU	49.44	4	1:42.34	2.00

135



Piragüisme - Aigües tranquil·les
Homes
K-2 500 m

Piragüismo - Aguas tranquilas
Hombres
K-2 500 m

Canoe-kayak - Eaux calmes
Hommes
K-2 500 m

Canoeing - Flat water
Men
K-2 500 m

Heat 1

Pos.	Lane	Ctry.	Competitor	250 m		500 m	
				Time - Pos.	Dif. 1st	Time	Dif. 1st
1	8	POL	Poland	45.64	1	1:34.76	D
2	5	ITA	Italy	45.78	2	1:35.04	D
3	2	DEN	Denmark	46.15	3	1:37.85	R
4	6	NED	Netherlands	48.18	7	1:40.58	R

Pos.	Lane	Ctry.	Competitor	250 m		500 m	
				Time - Pos.	Dif. 1st	Time	Dif. 1st
5	3	ARG	Argentina	49.36	8	1:41.77	R
6	4	HUN	Hungary	3.72	4	1:41.85	R
7	7	BRA	Brazil	46.35	6	1:43.23	R
8	1	FRA	France	0.71	5	1:49.42	R



Piragüisme - Aigües tranquil·les
Homes
K-2 500 m

Piragüismo - Aguas tranquilas
Hombres
K-2 500 m

Canoe-kayak - Eaux calmes
Hommes
K-2 500 m

Canoeing - Flat water
Men
K-2 500 m

Heat 2

Pos.	Lane	Ctry.	250 m		500 m		
			Time - Pos.	Dif. 1st	Time	Dif. 1st	
1	4	GER Germany	44.71	1	1:33.95		D
2	8	FIN Finland	46.31	5	1:35.75	1.80	D
3	2	SWE Sweden	46.50	6	1:35.84	1.89	R
4	6	AUS Australia	46.10	4	1:36.07	2.12	R
5	3	NZL New Zealand	45.75	2	1:36.43	2.48	R
6	7	POR Portugal	45.99	3	1:37.73	3.78	R
7	1	BEL Belgium	46.81	7	1:41.84	7.89	R
8	5	HKG Hong Kong	54.45	8	1:54.10	20.15	R

Heat 3

Pos.	Lane	Ctry.	250 m		500 m		
			Time - Pos.	Dif. 1st	Time	Dif. 1st	
1	5	USA United States of America	45.19	2	1:32.42	0.09	D
2	7	ROM Romania	45.10	1	1:32.60	0.18	D
3	6	TCH Czech and Slovak Fed. Republic	45.89	4	1:33.45	1.03	R
4	1	NOR Norway	45.82	3	1:33.84	1.42	R
5	3	GBR Great Britain	46.05	5	1:36.00	3.58	R
6	4	IRL Ireland	48.49	6	1:41.51	9.09	R
7	2	KOR Korea	50.61	7	1:45.73	13.31	R
8	8	CIV Côte d'Ivoire	50.76	8	1:46.95	14.53	R

Heat 4

Pos.	Lane	Ctry.	250 m		500 m		
			Time - Pos.	Dif. 1st	Time	Dif. 1st	
1	3	EUN Unified Team	44.53	1	1:31.57		D
2	6	ESP Spain	46.11	4	1:33.61	2.04	D
3	1	CAN Canada	45.69	3	1:34.33	2.76	R
4	4	RSA South Africa	47.29	5	1:37.44	5.87	R
5	5	BUL Bulgaria	44.82	2	1:39.36	7.79	R
6	2	INA Indonesia	49.56	6	1:43.81	12.24	R

Repêchage 1

Pos.	Lane	Ctry.	250 m		500 m		
			Time - Pos.	Dif. 1st	Time	Dif. 1st	
1	6	DEN Denmark	44.75	1	1:31.22		D
2	4	HUN Hungary	45.00	3	1:31.27	0.05	D
3	3	CAN Canada	45.29	5	1:32.11	0.89	D
4	1	NZL New Zealand	44.98	2	1:32.28	1.06	
5	2	NOR Norway	45.18	4	1:33.67	2.45	X
6	5	INA Indonesia	48.45	6	1:41.23	10.01	X
7	7	KOR Korea	50.00	7	1:43.54	12.32	X
8	8	HKG Hong Kong	52.02	8	1:48.20	16.98	X

Repêchage 2

Pos.	Lane	Ctry.	250 m		500 m		
			Time - Pos.	Dif. 1st	Time	Dif. 1st	
1	6	SWE Sweden	45.00	1	1:31.12		D
2	7	POR Portugal	45.47	2	1:33.57	2.45	D
3	3	GBR Great Britain	45.63	3	1:33.96	2.84	D
4	1	NED Netherlands	46.92	4	1:36.00	4.88	
5	4	RSA South Africa	47.61	5	1:36.50	5.38	X
6	5	BRA Brazil			1:37.15	6.03	X
7	2	CIV Côte d'Ivoire	50.43	6	1:47.72	16.60	X

Repêchage 3

Pos.	Lane	Ctry.	250 m		500 m		
			Time - Pos.	Dif. 1st	Time	Dif. 1st	
1	5	TCH Czech and Slovak Fed. Republic	45.02	2	1:32.14	0.58	D
2	4	AUS Australia	45.06	3	1:32.47	0.33	D
3	3	FRA France	44.44	1	1:32.51	0.37	D
4	2	BUL Bulgaria	45.26	4	1:33.42	1.28	
5	1	BEL Belgium	45.64	5	1:33.51	1.37	X
6	7	IRL Ireland	47.09	7	1:37.37	5.23	X
7	6	ARG Argentina	46.75	6	1:37.70	5.56	X

**Piragüisme - Aigües tranquil·les**Homes
K-2 500 m**Piragüismo - Aguas tranquilas**Hombres
K-2 500 m**Canoe-kayak - Eaux calmes**Hommes
K-2 500 m**Canoeing - Flat water**Men
K-2 500 m

Semi-final 1

Pos.	Lane	Ctry.	250 m		500 m		
			Time - Pos.	Dif. 1st	Time	Dif. 1st	
1	2	ITA Italy	43.77	2	1:29.36		F
			0.02				
			44.45	5	1:29.43		
2	9	EUN Unified Team	0.70		0.07		F
			44.63	6	1:29.76		
3	1	SWE Sweden	0.88		0.40		F
			44.42	4	1:29.80		
4	8	USA United States of America	0.67		0.44		F
			43.75	1	1:29.85		
5	3	HUN Hungary			0.49		
			44.88	9	1:31.99		
6	5	AUS Australia	1.13		2.63		X
			44.77	7	1:32.38		
7	6	GBR Great Britain	1.02		3.02		X
			44.84	8	1:32.57		
8	4	FIN Finland	1.09		3.21		X
			44.02	3	1:33.20		
9	7	FRA France	0.27		3.84		X

Pos.	Lane	Ctry.	250 m		500 m		
			Time - Pos.	Dif. 1st	Time	Dif. 1st	
			42.78	1	1:28.11		
1	4	GER Germany					F
			43.62	3	1:29.66		
2	7	POL Poland	0.84		1.55		F
			43.87	4	1:30.02		
3	6	DEN Denmark	1.09		1.91		F
			43.54	2	1:30.42		
4	2	ESP Spain	0.76		2.31		F
			44.51	6	1:30.83		
5	1	ROM Romania	1.73		2.72		
			44.40	5	1:31.02		
6	5	NZL New Zealand	1.62		2.91		X
			45.00	7	1:32.33		
7	8	POR Portugal	2.22		4.22		X
			45.36	8	1:32.41		
8	3	TCH Czech and Slovak Fed. Republic	2.58		4.30		X
			45.88	9	1:34.06		
9	9	CAN Canada	3.10		5.95		X

Final

Pos.	Lane	Ctry.	250 m		500 m		
			Time - Pos.	Dif. 1st	Time	Dif. 1st	
			42.71	1	1:28.27		
1	3	GER Germany					
			43.40	2	1:29.84		
2	2	POL Poland	0.69		1.57		
			43.92	4	1:30.00		
3	7	ITA Italy	1.21		1.73		
			43.64	3	1:30.93		
4	4	ESP Spain	0.93		2.66		
			44.89	8	1:31.48		
5	8	SWE Sweden	2.18		3.21		

Pos.	Lane	Ctry.	250 m		500 m		
			Time - Pos.	Dif. 1st	Time	Dif. 1st	
			44.15	6	1:31.84		
6	6	DEN Denmark	1.44		3.57		
			44.63	7	1:32.34		
7	1	HUN Hungary	1.92		4.07		
			45.23	9	1:33.02		
8	9	USA United States of America	2.52		4.75		
			44.05	5	1:33.76		
9	5	EUN Unified Team	1.34		5.49		

Ctry.	Number	Competitor
ARG Argentina	0002	LABRIN BAEZA, JUAN DE LA CRUZ
	0001	CHAPARRO CAGNONI, FERNANDO J.
AUS Australia	0006	COLLINS, DANIEL JAMES
	0015	TRIM, ANDREW LAWRENCE
BEL Belgium	0019	DEBRAUWER, ANTOON
	0020	STALMANS, BART
BRA Brazil	0021	ACCO KOSLOWSKI, ALVARO
	0022	BISPO LACERDA, JEFFERSON
BUL Bulgaria	0032	KAZANOV, MILKO GUEORGUIEV
	0029	GODEV, PETAR IVANOV
CAN Canada	0048	PADVAISKAS, KENNETH ROBERT
	0050	RUSU, JASON DAVID
CIV Côte d'Ivoire	0058	ABIA, KOUTOUA FRANCIS
	0059	TRAORE, DRISSA
DEN Denmark	0072	STAAL, JESPER MOLLEGAARD
	0070	NIELSEN, THOR
ESP Spain	0085	ROMAN MANGAS, JUAN JOSE
	0086	SANCHEZ DE CASTRO, JUAN MANUEL
EUN Unified Team	0098	KALESNIK, SERGEI
	0109	TICHTCHENKO, ANATOLI

Ctry.	Number	Competitor
FIN Finland	0113	KOLEHMAINEN, MIKKO YRJOE I.
	0114	KOLEHMAINEN, OLLI PETTERI
FRA France	0126	LASAK, OLIVIE
	0115	AUBERTIN, PHILIPPE
GBR Great Britain	0138	LAWLER, IVAN
	0132	BOURNE, GRAYSON HUGH
GER Germany	0144	BLUHM, KAY
	0147	GUTSCHE, TORSTEN RENE
HKG Hong Kong	0163	LUK, KWOK SUN
	0162	CHUNG, CHI LOK
HUN Hungary	0169	CSIPES, FERENC
	0173	GYULAY, ZSOLT
INA Indonesia	0187	RAZAK, ABDUL
	0186	KARIM
IRL Ireland	0188	CAREY, ALAN
	0189	HOLMES, CONOR
ITA Italy	0202	ROSSI, ANTONIO
	0196	DREOSSI, BRUNO
KOR Korea	0210	JOO, JONG KWAN
	0215	PARK, KI JUNG

Ctry.	Number	Competitor
NED Netherlands	0223	NIJKAMP, JAN DIRK
	0224	WEIJZEN, MARC
NOR Norway	0231	RIBE, PETER
	0232	ROANDER, THOMAS
NZL New Zealand	0235	FERGUSON, IAN GORDON
	0236	MACDONALD, CHRISTOPHER PAUL
POL Poland	0244	FREIMUT, MACIEJ
	0250	KURPIEWSKI, WOJCIECH
POR Portugal	0256	FERREIRA DA SILVA, JOSE
	0260	QUEIROS, JOAQUIM
ROM Romania	0275	SERBAN, ROMICA
	0266	MAGYAR, GEZA
RSA South Africa	0283	KOTZE, HERMAN EGBERTUS
	0285	REYNDEERS, BAREND FREDERIK
SWE Sweden	0303	SUNDQVIST, KARL
	0299	OLSSON, GUNNAR
TCH Czech and S. Fed. Republic	0311	KADNAR, JURAJ
	0305	ERBAN, ROBERT
USA United S. of America	0326	HARBOLD, MICHAEL
	0333	NEWTON, PETER



Piragüisme - Aigües tranquil·les
Homes
K-1 1.000 m

Piragüismo - Aguas tranquilas
Hombres
K-1 1.000 m

Canoë-kayak - Eaux calmes
Hommes
K-1 1 000 m

Canoeing - Flat water
Men
K-1 1,000 m

Heat 1

Pos.	Lane	Number	Competitor	Ctry.	Time	Dif. 1st	
1	1	0191	BONOMI, BENIAMINO	ITA	3:39.44		D
2	5	0218	VIETA, ARTURAS	LTU	3:40.81	1.37	D
3	7	0237	MACDONALD, JOHN ANDREW	NZL	3:43.17	3.73	R
4	6	0134	BURNS, GRAHAM	GBR	3:43.84	4.40	R
5	4	0296	LINDEN, PAR	SWE	3:43.89	4.45	R
6	2	0317	LEITE NADA, ENRIQUE MIGUEL	URU	3:49.02	9.58	R
7	8	0340	MARILOVIC. SRDJAN	IOP	3:50.02	10.58	R

Heat 2

Pos.	Lane	Number	Competitor	Ctry.	Time	Dif. 1st	
1	5	0013	ROBINSON, CLINT DAVID	AUS	3:38.80		D
2	1	0041	CRICHLLOW, RENN JEROME	CAN	3:39.86	1.06	D
3	6	0289	LIBERATO, ROBERTO	SUI	3:40.22	1.42	R
4	7	0190	HOLMES, PATRICK	IRL	3:44.78	5.98	R
5	8	0078	GARCIA DEL POZO, OSCAR	ESP	3:45.08	6.28	R
6	2	0185	ANISI	INA	4:06.90	28.10	R

Heat 3

Pos.	Lane	Number	Competitor	Ctry.	Time	Dif. 1st	
1	4	0070	NIELSEN, THOR	DEN	3:39.86		D
2	2	0169	CSIPES, FERENC	HUN	3:40.49	0.63	D
3	7	0157	STEGEMANN, JENS	GER	3:43.22	3.36	R
4	3	0104	NAGAEV, IGOR	EUN	3:44.29	4.43	R
5	1	0284	PERROW, MARK JOHN	RSA	3:45.29	5.43	R
6	6	0215	PARK, KI JUNG	KOR	4:06.89	27.03	R

Heat 4

Pos.	Lane	Number	Competitor	Ctry.	Time	Dif. 1st	
1	5	0227	HOLMANN, KNUT	NOR	3:35.70		D
2	4	0273	POPESCU, MARIN GIGI	ROM	3:36.49	0.79	D
3	6	0320	BARTON, GREG	USA	3:36.59	0.89	R
4	2	0257	GARCIA, JOSE	POR	3:46.82	11.12	R
5	1	0305	ERBAN, ROBERT	TCH	3:48.96	13.26	R
6	3	0060	KRZNARIC, ZVONIMIR	CRO	3:54.02	18.32	R
7	7	0023	CUATTRIN, SEBASTIAN ARIEL	BRA	4:09.13	33.43	R

Repêchage 1

Pos.	Lane	Number	Competitor	Ctry.	Time	Dif. 1st	
1	4	0320	BARTON, GREG	USA	3:32.34		D
2	5	0104	NAGAEV, IGOR	EUN	3:34.15	1.81	D
3	2	0237	MACDONALD, JOHN ANDREW	NZL	3:35.07	2.73	D
4	6	0078	GARCIA DEL POZO, OSCAR	ESP	3:36.70	4.36	
5	1	0060	KRZNARIC, ZVONIMIR	CRO	3:36.77	4.43	X
6	3	0317	LEITE NADA, ENRIQUE MIGUEL	URU	3:40.20	7.86	X

Repêchage 2

Pos.	Lane	Number	Competitor	Ctry.	Time	Dif. 1st	
1	4	0257	GARCIA, JOSE	POR	3:34.92		D
2	2	0284	PERROW, MARK JOHN	RSA	3:36.13	1.21	D
3	6	0289	LIBERATO, ROBERTO	SUI	3:36.89	1.97	D
4	7	0134	BURNS, GRAHAM	GBR	3:38.48	3.56	
5	5	0023	CUATTRIN, SEBASTIAN ARIEL	BRA	3:41.68	6.76	X
6	1	0340	MARILOVIC. SRDJAN	IOP	3:45.52	10.60	X
7	3	0185	ANISI	INA	3:54.36	19.44	X

Repêchage 3

Pos.	Lane	Number	Competitor	Ctry.	Time	Dif. 1st	
1	2	0157	STEGEMANN, JENS	GER	3:33.15		D
2	5	0305	ERBAN, ROBERT	TCH	3:33.90	0.75	D
3	4	0190	HOLMES, PATRICK	IRL	3:35.62	2.47	D
4	3	0215	PARK, KI JUNG	KOR	3:58.18	25.03	D
DQ	1	0296	LINDEN, PAR	SWE	3:36.37	3.22	X

Semi-final 1

Pos.	Lane	Number	Competitor	Ctry.	Time	Dif. 1st	
1	4	0320	BARTON, GREG	USA	3:36.34		F
2	1	0070	NIELSEN, THOR	DEN	3:36.35	0.01	F
3	6	0273	POPESCU, MARIN GIGI	ROM	3:37.30	0.96	F
4	3	0191	BONOMI, BENIAMINO	ITA	3:37.53	1.19	F
5	9	0041	CRICHLLOW, RENN JEROME	CAN	3:38.40	2.06	
6	5	0237	MACDONALD, JOHN ANDREW	NZL	3:38.95	2.61	X
7	2	0284	PERROW, MARK JOHN	RSA	3:40.20	3.86	X
8	8	0157	STEGEMANN, JENS	GER	3:41.72	5.38	X
9	7	0190	HOLMES, PATRICK	IRL	3:42.07	5.73	X

Semi-final 2

Pos.	Lane	Number	Competitor	Ctry.	Time	Dif. 1st	
1	6	0227	HOLMANN, KNUT	NOR	3:35.21		F
2	9	0013	ROBINSON, CLINT DAVID	AUS	3:36.59	1.38	F
3	5	0257	GARCIA, JOSE	POR	3:37.34	2.13	F
4	1	0218	VIETA, ARTURAS	LTU	3:37.54	2.33	F
5	3	0305	ERBAN, ROBERT	TCH	3:38.86	3.65	
6	7	0289	LIBERATO, ROBERTO	SUI	3:39.89	4.68	X
7	2	0078	GARCIA DEL POZO, OSCAR	ESP	3:41.84	6.63	X
8	4	0104	NAGAEV, IGOR	EUN	3:45.85	10.64	X
9	8	0169	CSIPES, FERENC	HUN	3:49.73	14.52	X

Final

Pos.	Lane	Number	Competitor	Ctry.	Time	Dif. 1st	
1	7	0013	ROBINSON, CLINT DAVID	AUS	3:37.26		
2	5	0227	HOLMANN, KNUT	NOR	3:37.50	0.24	
3	9	0320	BARTON, GREG	USA	3:37.93	0.67	
4	8	0273	POPESCU, MARIN GIGI	ROM	3:38.37	1.11	
5	1	0191	BONOMI, BENIAMINO	ITA	3:41.12	3.86	
6	6	0257	GARCIA, JOSE	POR	3:41.60	4.34	
7	4	0070	NIELSEN, THOR	DEN	3:41.70	4.44	
8	2	0041	CRICHLLOW, RENN JEROME	CAN	3:43.46	6.20	
9	3	0218	VIETA, ARTURAS	LTU	3:46.92	9.66	

**Piragüisme - Aigües tranquil·les**Homes
K-2 1.000 m**Piragüismo - Aguas tranquilas**Hombres
K-2 1.000 m**Canoë-kayak - Eaux calmes**Hommes
K-2 1 000 m**Canoeing - Flat water**Men
K-2 1,000 m

Heat 1

Pos.	Lane	Ctry.		Time	Dif. 1st
1	3	ROM	Romania	3:19.52	D
2	8	CAN	Canada	3:21.09	1.57 D
3	4	POR	Portugal	3:22.46	2.94 R
4	1	BEL	Belgium	3:23.48	3.96 R
5	5	GBR	Great Britain	3:24.16	4.64 R
6	7	RSA	South Africa	3:29.38	9.86 R
7	6	INA	Indonesia	3:29.88	10.36 R
8	2	HKG	Hong Kong	3:50.30	30.78 R

Heat 2

Pos.	Lane	Ctry.		Time	Dif. 1st
1	4	GER	Germany	3:13.36	D
2	5	ESP	Spain	3:21.64	8.28 D
3	3	ITA	Italy	3:28.24	14.88 R
4	1	POL	Poland	3:30.92	17.56 R
5	2	IRL	Ireland	3:35.03	21.67 R
6	6	BRA	Brazil	3:48.59	35.23 R

Heat 3

Pos.	Lane	Ctry.		Time	Dif. 1st
1	7	NOR	Norway	3:18.02	D
2	4	NZL	New Zealand	3:18.47	0.45 D
3	1	HUN	Hungary	3:18.52	0.50 R
4	2	CUB	Cuba	3:19.83	1.81 R
5	5	FRA	France	3:26.81	8.79 R
6	6	IOP	Independ. Olympic Part.	3:31.69	13.67 R

Heat 4

Pos.	Lane	Ctry.		Time	Dif. 1st
1	7	SWE	Sweden	3:12.19	D
2	2	USA	United S. of America	3:15.74	3.55 D
3	6	TCH	Czech and S. Fed. R.	3:17.86	5.67 R
4	4	EUN	Unified Team	3:19.67	7.48 R
5	1	AUS	Australia	3:24.02	11.83 R
6	5	NED	Netherlands	3:31.52	19.33 R
NF	3	KOR	Korea		X

Repêchage 1

Pos.	Lane	Ctry.		Time	Dif. 1st
1	4	ITA	Italy	3:15.34	D
2	3	CUB	Cuba	3:18.01	2.67 D
3	5	GBR	Great Britain	3:19.78	4.44 D
4	2	AUS	Australia	3:20.18	4.84
5	1	IOP	Independ. Olympic Part.	3:38.17	22.83 X

Repêchage 2

Pos.	Lane	Ctry.		Time	Dif. 1st
1	2	POL	Poland	3:15.58	D
2	1	EUN	Unified Team	3:17.04	1.46 D
3	7	FRA	France	3:18.13	2.55 D
4	3	POR	Portugal	3:18.42	2.84
5	6	NED	Netherlands	3:20.18	4.60 X
6	4	INA	Indonesia	3:26.64	11.06 X
7	5	BRA	Brazil	3:31.45	15.87 X

Semi-final 1

Pos.	Lane	Ctry.		Time	Dif. 1st
1	2	GER	Germany	2:54.80	F
2	9	HUN	Hungary	2:55.39	0.59 F
3	1	USA	United S. of America	2:56.57	1.77 F
4	3	TCH	Czech and S. Fed. R.	2:56.62	1.82 F
5	7	BUL	Bulgaria	2:57.42	2.62
6	8	FRA	France	2:58.98	4.18 X
7	5	EUN	Unified Team	2:59.35	4.55 X
8	6	NZL	New Zealand	3:00.66	5.86 X
9	4	ARG	Argentina	3:11.44	16.64 X

Semi-final 2

Pos.	Lane	Ctry.		Time	Dif. 1st
1	6	ROM	Romania	2:56.80	F
2	3	SWE	Sweden	2:58.27	1.47 F
3	7	AUS	Australia	2:58.83	2.03 F
4	5	POL	Poland	2:59.20	2.40 F
5	4	ESP	Spain	3:00.17	3.37
6	2	ITA	Italy	3:00.48	3.68 X
7	1	POR	Portugal	3:00.90	4.10 X
8	8	RSA	South Africa	3:10.82	14.02 X
NS	9	KOR	Korea		X

Final

Pos.	Lane	Ctry.		Time	Dif. 1st
1	7	GER	Germany	2:54.18	
2	5	HUN	Hungary	2:54.82	0.64
3	6	AUS	Australia	2:56.97	2.79
4	1	TCH	Czech and S. Fed. R.	2:57.06	2.88
5	9	ROM	Romania	3:00.11	5.93
6	8	POL	Poland	3:01.43	7.25
7	3	SWE	Sweden	3:01.46	7.28
8	4	BUL	Bulgaria	3:02.08	7.90
9	2	USA	United S. of America	3:04.30	10.12

Final

Pos.	Lane	Ctry.		Time	Dif. 1st
1	3	GER	Germany	3:16.10	
2	8	SWE	Sweden	3:17.70	1.60
3	5	POL	Poland	3:18.86	2.76
4	9	USA	United S. of America	3:19.26	3.16
5	1	ITA	Italy	3:20.34	4.24
6	4	HUN	Hungary	3:20.71	4.61
7	7	TCH	Czech and S. Fed. R.	3:23.12	7.02
8	2	NZL	New Zealand	3:26.84	10.74
9	6	ESP	Spain	3:29.60	13.50

Ctry.	Number	Competitor
AUS	Australia 0006	COLLINS, DANIEL JAMES
	0015	TRIM, ANDREW LAWRENCE
BEL	Belgium 0019	DEBRAUWER, ANTOON
	0020	STALMANS, BART
BRA	Brazil 0021	ACCO KOSLOWSKI, ALVARO
	0022	BISPO LACERDA, JEFFERSON
CAN	Canada 0048	PADVAISKAS, KENNETH ROBERT
	0050	RUSU, JASON DAVID

Ctry.	Number	Competitor
CUB	Cuba 0064	PEREZ MEDINA, ANGEL
	0063	MARCHECO RODRIGUEZ, MARLO M.
ESP	Spain 0085	ROMAN MANGAS, JUAN JOSE
	0086	SANCHEZ DE CASTRO, JUAN MANUEL
EUN	Unified Team 0099	KIREEV, IVAN
	0111	TIOURINE, ANATOLI
FRA	France 0116	BOCCARA, PHILIPPE
	0118	BOUCHERIT, PASCAL

Ctry.	Number	Competitor
GBR	Great Britain 0131	BLOCK, JAMES ROBERT
	0133	BURGESS, REUBEN EDWARD
GER	Germany 0144	BLUHM, KAY
	0147	GUTSCHE, TORSTEN RENE
HKG	Hong Kong 0163	LUK, KWOK SUN
	0162	CHUNG, CHI LOK
HUN	Hungary 0167	BARTFAI, KRISZTIAN
	0181	RAJNA, ANDRAS

**Piragüisme - Aigües tranquil·les**Homes
K-2 1.000 m**Piragüismo - Aguas tranquilas**Hombres
K-2 1.000 m**Canoë-kayak - Eaux calmes**Hommes
K-2 1 000 m**Canoeing - Flat water**Men
K-2 1,000 m

Ctry.	Number	Competitor
INA	Indonesia 0187	RAZAK, ABDUL
	0186	KARIM
IOP	0340	MARILOVIC.SRDJAN
	0339	VEKIC, ZARKO
IRL	Ireland 0188	CAREY, ALAN
	0189	HOLMES, CONOR
ITA	Italy 0200	LUSCHI, PAOLO
	0204	SCARPA, DANIELE
KOR	Korea 0210	JOO, JONG KWAN
	0215	PARK, KI JUNG

Ctry.	Number	Competitor
NED	Netherlands 0223	NIJKAMP, JAN DIRK
	0224	WEIJZEN, MARC
NOR	Norway 0231	RIBE, PETER
	0232	ROANDER, THOMAS
NZL	New Zealand 0235	FERGUSON, IAN GORDON
	0236	MACDONALD, CHRISTOPHER PAUL
POL	Poland 0248	KOTOWICZ, GRZEGORZ
	0241	BIALKOWSKI, DARIUSZ
POR	Portugal 0256	FERREIRA DA SILVA, JOSE
	0260	QUEIROS, JOAQUIM

Ctry.	Number	Competitor
ROM	Romania 0278	TATARU, FLORNTIN
	0272	POPA, ALEXANDRU
RSA	South Africa 0287	VAN RIET, WILLEM FREDRIK
	0282	HAYWARD, BARRY CARL
SWE	Sweden 0299	OLSSON, GUNNAR
	0303	SUNDQVIST, KARL
TCH	Czech and S. Fed. Republic 0313	KUCERA, RENE
	0308	HRUSKA, PETR
USA	United States of America 0320	BARTON, GREG
	0321	BELLINGHAM, NORMAN

**Piragüisme - Aigües tranquil·les**Homes
K-4 1.000 m**Piragüismo - Aguas tranquilas**Hombres
K-4 1.000m**Canoë-kayak - Eaux calmes**Hommes
K-4 1 000 m**Canoeing - Flat water**Men
K-4 1,000 m

Heat 1

Pos.	Lane	Ctry.	Time	Dif. 1st
1	3	HUN Hungary	2:54.08	D
2	7	POL Poland	2:55.28	1.20 D
3	4	TCH Czech and S.Fed. R.	2:56.02	1.94 D
4	2	SWE Sweden	2:56.22	2.14 R
5	5	POR Portugal	3:02.38	8.30 R
6	6	ARG Argentina	3:09.28	15.20 R
7	1	KOR Korea	3:12.51	18.43 R

Heat 2

Pos.	Lane	Ctry.	Time	Dif. 1st
1	2	AUS Australia	2:57.06	D
2	4	EUN Unified Team	2:57.67	0.61 D
3	3	ESP Spain	2:58.87	1.81 D
4	1	ITA Italy	2:59.15	2.09 R
5	6	FRA France	3:02.60	5.54 R
6	5	NZL New Zealand	3:03.58	6.52 R

Heat 3

Pos.	Lane	Ctry.	Time	Dif. 1st
1	6	GER Germany	2:52.17	D
2	5	ROM Romania	2:54.34	2.17 D
3	1	BUL Bulgaria	2:57.30	5.13 D
4	2	USA United S. of America	2:58.87	6.70 R
5	4	RSA South Africa	3:06.36	14.19 R

Repêchage 3

Pos.	Lane	Ctry.	Time	Dif. 1st
1	3	HUN Hungary	3:18.80	D
2	5	TCH Czech and S. Fed. R.	3:19.57	0.77 D
3	1	BEL Belgium	3:21.73	2.93 D
4	2	RSA South Africa	3:24.15	5.35 ?
5	4	IRL Ireland	3:27.48	8.68 X
6	6	HKG Hong Kong	3:45.63	26.83 X

Semi-final 1

Pos.	Lane	Ctry.	Time	Dif. 1st
1	5	SWE Sweden	3:16.66	F
2	9	POL Poland	3:18.55	1.89 F
3	6	TCH Czech and S. Fed. R.	3:19.75	3.09 F
4	7	ESP Spain	3:20.30	3.64 F
5	8	FRA France	3:21.02	4.36 ?
6	2	NOR Norway	3:21.76	5.10 X
7	1	CAN Canada	3:24.14	7.48 X
8	3	BEL Belgium	3:25.96	9.30 X
9	4	CUB Cuba	3:26.18	9.52 X

Semi-final 2

Pos.	Lane	Ctry.	Time	Dif. 1st
1	2	GER Germany	3:17.64	F
2	8	USA United S. of America	3:17.93	0.29 F
3	9	ITA Italy	3:18.52	0.88 F
4	7	HUN Hungary	3:19.28	1.64 F
5	1	NZL New Zealand	3:19.89	2.25 ?
6	3	EUN Unified Team	3:21.62	3.98 X
7	5	ROM Romania	3:22.45	4.81 X
8	4	POR Portugal	3:22.75	5.11 X
9	6	GBR Great Britain	3:23.77	6.13 X

Semi-final 1

Pos.	Lane	Ctry.	Time	Dif. 1st
1	2	GER Germany	2:54.80	F
2	9	HUN Hungary	2:55.39	0.59 F
3	1	USA United S. of America	2:56.57	1.77 F
4	3	TCH Czech and S. Fed. R.	2:56.62	1.82 F
5	7	BUL Bulgaria	2:57.42	2.62
6	8	FRA France	2:58.98	4.18 X
7	5	EUN Unified Team	2:59.35	4.55 X
8	6	NZL New Zealand	3:00.66	5.86 X
9	4	ARG Argentina	3:11.44	16.64 X

Semi-final 2

Pos.	Lane	Ctry.	Time	Dif. 1st
1	6	ROM Romania	2:56.80	F
2	3	SWE Sweden	2:58.27	1.47 F
3	7	AUS Australia	2:58.83	2.03 F
4	5	POL Poland	2:59.20	2.40 F
5	4	ESP Spain	3:00.17	3.37
6	2	ITA Italy	3:00.48	3.68 X
7	1	POR Portugal	3:00.90	4.10 X
8	8	RSA South Africa	3:10.82	14.02 X
NS	9	KOR Korea		X

Final

Pos.	Lane	Ctry.	Time	Dif. 1st
1	7	GER Germany	2:54.18	
2	5	HUN Hungary	2:54.82	0.64
3	6	AUS Australia	2:56.97	2.79
4	1	TCH Czech and S. Fed. R.	2:57.06	2.88
5	9	ROM Romania	3:00.11	5.93
6	8	POL Poland	3:01.43	7.25
7	3	SWE Sweden	3:01.46	7.28
8	4	BUL Bulgaria	3:02.08	7.90
9	2	USA United S. of America	3:04.30	10.12

**Piragüisme - Aigües tranquil·les**Homes
K-4 1.000 m**Piragüismo - Aguas tranquilas**Hombres
K-4 1.000 m**Canoë-kayak - Eaux calmes**Hommes
K-4 1 000 m**Canoeing - Flat water**Men
K-4 1,000 m

Ctry.	Number	Competitor
ARG Argentina	0002	LABRIN BAEZA, JUAN DE LA CRUZ
	0003	MAINO CANTORI, CRISTIAN F.
	0004	MARELLO SUSO, JOSE LUIS
	0001	CHAPARRO CAGNONI, FERNANDO J.
AUS Australia	0008	GRAHAM, KELVIN JOHN
	0014	ROWLING, IAN MARK
	0017	WOOD, STEVEN MICHAEL
	0005	ANDERSSON, RAMON DEAN
BUL Bulgaria	0032	KAZANOV, MILKO GUEORGUIEV
	0029	GODEV, PETAR IVANOV
	0038	YORDANOV NIKOLAI, EVLOGIEV
	0030	GUEORGUIEV, NIKOLAI BLAGOEV
ESP Spain	0091	VICENTE HERNANDEZ, GREGORIO
	0087	SANCHEZ JIMENEZ, ALBERTO
	0079	GARCIA FERNANDEZ, MIGUEL
	0076	CABEZAS HERRERO, FRANCISCO
EUN Unified Team	0093	BOBRECHOV, VLADIMIR
	0095	GOROBI, OLEG
	0102	KOUTOUZIN, VIATCHESLAV
	0100	KIRSANOV, SERGEI
FRA France	0127	LUBAC, PIERRE
	0121	BRIAND, JEAN FRANCOIS
	0128	MAYER, SEBASTIEN
	0124	LANCERREAU, PATRICK

Ctry.	Number	Competitor
GER Germany	0158	VON APPEN, MARIO
	0149	KEGEL, OLIVER MICHAEL
	0153	REINECK, THOMAS
	0160	WOHLLEBE, ANDRE GERHARD
HUN Hungary	0169	CSIPE, FERENC
	0173	GYULAY, ZSOLT
	0172	FIDEL, LASZLO
	0164	ABRAHAM, ATTILA
ITA Italy	0192	BRUSCOLI, MATTEO
	0199	LUPETTI, ENRICO
	0205	TOMMASINI, PAOLO
	0203	SANTONI, IDUINO
KOR Korea	0212	LEE, YONG CHUL
	0213	PARK, BYUNG HOON
	0211	KANG, KI JIN
	0210	JOO, JONG KWAN
NZL New Zealand	0234	BOYLE, RICHARD HUGH
	0238	O'CONNOR, FINN BRANDEN
	0239	RICHARDS, STEPHEN GARY
	0240	SCHEIB, MARK ANTOHONY
POL Poland	0244	FREIMUT, MACIEJ
	0250	KURPIEWSKI, WOJCIECH
	0246	KALETA, GRZEGORZ
	0249	KRAWCOW, GRZEGORZ

Ctry.	Number	Competitor
POR Portugal	0259	PENETRA, BELMIRO
	0254	BRINCO, ANTONIO
	0255	FERNANDES, RUI
	0258	MONTEIRO, ANTONIO
ROM Romania	0277	STOIAN, DANIEL
	0271	PETCU, SORIN
	0266	MAGYAR, GEZA
	0275	SERBAN, ROMICA
RSA South Africa	0284	PERROW, MARK JOHN
	0283	KOTZE, HERMAN EGBERTUS
	0285	REYNDERS, BAREND FREDERIK
	0281	CHALUPSKY, OSCAR
SWE Sweden	0292	GRATE, PABLO
	0291	FAGER, JONAS
	0297	OHLSSEN, ANDERS
	0300	OLSSON, HANS
TCH Czech and S. Fed. Rep.	0315	TURZA, JOZEF
	0311	KADNAR, JURAJ
	0305	ERBAN, ROBERT
	0314	SZABO, ATTILA
USA United S. of America	0319	BARLOW, NEIL CHRISTOPHER
	0324	HAMILTON, MARK DAVID
	0328	HERBERT, MICHAEL A.
	0331	KENT, TERRY

**Piragüisme - Aigües tranquil·les**Homes
C-1 500 m**Piragüismo - Aguas tranquilas**Hombres
C-1 500 m**Canoë-kayak - Eaux calmes**Hommes
C-1 500 m**Canoeing - Flat water**Men
C-1 500 m

Heat 1

Pos.	Lane	Number	Competitor	Ctry.	250 m		500 m	
					Time	Pos.	Time	Pos.
1	5	0107	SLIVINSKI, MIKHAIL	EUN	55.31	2	1:51.82	D
2	1	0148	HEUKRODT, OLAF	GER	55.26	1	1:53.91	D
3	6	0312	KNAZOVICKY, SLAVOMIR	TCH	56.23	4	1:54.37	D
4	3	0130	SYLVOZ, PASCAL	FRA	56.49	5	1:54.60	R
5	7	0214	PARK, CHANG KYU	KOR	56.93	6	1:56.05	R
6	2	0198	LIZZIO, FRANCO	ITA	56.09	3	1:57.62	R
7	4	0024	DURIC, ALEKSANDAR	BSH	59.93	7	2:07.12	R

Heat 2

Pos.	Lane	Number	Competitor	Ctry.	250 m		500 m	
					Time	Pos.	Time	Pos.
1	2	0027	BOUKHALOV, NIKOLAI P.	BUL	55.57	2	1:53.64	D
2	6	0180	PULAI, IMRE	HUN	55.44	1	1:54.68	D
3	4	0269	PARTNOI, VICTOR	ROM	57.31	5	1:56.40	D
4	1	0336	SPAUDLING, FRED C.	USA	57.23	4	1:56.86	R
5	3	0253	WALKOWIAK, MARIUSZ	POL	57.35	6	1:58.14	R
6	5	0065	SILEGA CARBON ELL, A.	CUB	56.78	3	1:58.78	R

Heat 3

Pos.	Lane	Number	Competitor	Ctry.	250 m		500 m	
					Time	Pos.	Time	Pos.
1	6	0043	GILES, STEPHEN CORY	CAN	55.69	2	1:53.50	D
2	2	0137	JAMIESON, ERIC	GBR	55.41	1	1:54.80	D
3	4	0217	KLEMETJEVS, EFIMS	LAT	57.04	4	1:56.53	D

Pos.	Lane	Number	Competitor	Ctry.	250 m		500 m	
					Time	Pos.	Time	Pos.
4	5	0092	TIKERPE, TIIT	EST	58.56	6	1:57.95	R
5	1	0080	LOPEZ BAREA, F.	ESP	56.46	3	1:58.84	R
6	3	0295	LILJEDAHL, PETER	SWE	57.78	5	1:59.07	R



Piragüisme - Aigües tranquil·les
Homes
C-1 500 m

Piragüismo - Aguas tranquilas
Hombres
C-1 500 m

Canoë-kayak - Eaux calmes
Hommes
C-1 500 m

Canoeing - Flat water
Men
C-1 500 m

Repêchage 1

Pos.	Lane	Number	Competitor	Ctry.	250 m		500 m	
					Dif.1st	Time - Pos.	Dif.1st	Time
1	4	0130	SYLVOZ, PASCAL	FRA	1.07	2	1:55.72	D
2	3	0092	TIKERPE, TIIT	EST	1.26	3	1:56.24	D
3	1	0065	SILEGA CARBONELL, A.	CUB	55.64	1	1:56.25	D
4	2	0253	WALKOWIAK, MARIUSZ	POL	1.36	4	1:58.24	D
5	5	0024	DURIC, ALEKSANDAR	BSH	3.31	5	2:04.68	
							8.96	

Repêchage 2

Pos.	Lane	Number	Competitor	Ctry.	250 m		500 m	
					Dif.1st	Time - Pos.	Dif.1st	Time
1	5	0198	LIZZIO, FRANCO	ITA	55.79	1	1:54.72	D
2	1	0214	PARK, CHANG KYU	KOR	56.76	4	1:55.16	D
3	4	0295	LILJEDAHL, PETER	SWE	0.97	3	1:55.29	D
4	2	0080	LOPEZ BAREA, FRANCISCO	ESP	56.59	2	1:56.60	D
5	3	0336	SPAULDING, FRED C.	USA	0.80	5	1:57.48	
							2.76	

Semi-final 1

Pos.	Lane	Number	Competitor	Ctry.	250 m		500 m	
					Dif.1st	Time - Pos.	Dif.1st	Time
1	6	0027	BOUKHALOV, NIKOLAI P.	BUL	55.70	1	1:53.32	F
2	9	0148	HEUKRODT, OLAF	GER	55.98	3	1:53.74	F
3	5	0312	KNAZOVICKY, SLAVOMIR	TCH	0.28	2	1:54.04	F
4	4	0130	SYLVOZ, PASCAL	FRA	55.79	4	1:54.38	F
5	3	0043	GILES, STEPHEN CORY	CAN	0.09	5	1:54.94	
6	8	0217	KLEMETJEVS, EFIMS	LAT	56.32	6	1:56.96	X
7	2	0295	LILJEDAHL, PETER	SWE	1.26	9	1:58.26	X
8	7	0214	PARK, CHANG KYU	KOR	58.83	7	1:58.61	X
9	1	0253	WALKOWIAK, MARIUSZ	POL	3.13	8	2:00.28	X
							6.96	X

Semi-final 2

Pos.	Lane	Number	Competitor	Ctry.	250 m		500 m	
					Dif.1st	Time - Pos.	Dif.1st	Time
1	1	0107	SLIVINSKI, MIKHAIL	EUN	55.41	1	1:52.28	F
2	7	0180	PULAI, IMRE	HUN	55.68	2	1:54.64	F
3	2	0137	JAMIESON, ERIC	GBR	0.27	4	1:55.90	F
4	9	0269	PARTNOI, VICTOR	ROM	56.14	7	1:56.00	F
5	3	0198	LIZZIO, FRANCO	ITA	0.73	3	1:56.02	
6	4	0336	SPAULDING, FRED C.	USA	57.27	8	1:57.48	X
7	8	0080	LOPEZ BAREA, FRANCISCO	ESP	1.86	6	1:57.51	X
8	5	0065	SILEGA CARBONELL, ARMANDO	CUB	56.09	5	1:59.22	X
9	6	0092	TIKERPE, TIIT	EST	0.68	9	2:06.24	X
							13.96	X

Final

Pos.	Lane	Number	Competitor	Ctry.	250 m		500 m	
					Dif.1st	Time - Pos.	Dif.1st	Time
1	9	0027	BOUKHALOV, NIKOLAI P.	BUL	54.92	2	1:51.15	
2	2	0107	SLIVINSKI, MIKHAIL	EUN	54.68	1	1:51.40	
3	6	0148	HEUKRODT, OLAF	GER	0.24	3	1:53.00	
4	4	0312	KNAZOVICKY, SLAVOMIR	TCH	0.99	4	1:54.51	
5	8	0180	PULAI, IMRE	HUN	55.76	5	1:54.86	
							3.71	

Pos.	Lane	Number	Competitor	Ctry.	250 m		500 m	
					Dif.1st	Time - Pos.	Dif.1st	Time
6	7	0043	GILES, STEPHEN CORY	CAN	56.83	8	1:55.80	
7	5	0130	SYLVOZ, PASCAL	FRA	2.15	6	1:55.96	
8	1	0269	PARTNOI, VICTOR	ROM	56.25	9	1:57.34	
DQ	3	0137	JAMIESON, ERIC	GBR	1.57	7	1:56.61	
							5.46	



Piragüisme - Aigües tranquil·les

Homes
C-2 500 m

Piragüismo - Aguas tranquilas

Hombres
C-2 500 m

Canoë-kayak - Eaux calmes

Hommes
C-2 500 m

Canoeing - Flat water

Men
C-2 500 m

Heat 1

Pos.	Lane	Ctry.	250 m		500 m		
			Time - Pos.	Dif. 1st	Time	Dif. 1st	
1	4	ROM Romania	49.70	1	1:43.89		F
2	1	BUL Bulgaria	51.47	3	1:44.00	1.77	F
3	8	FRA France	50.48	2	1:44.46	0.78	D
4	6	EUN Unified Team	51.77	4	1:45.25	2.07	D
5	7	DEN Denmark	51.89	5	1:49.58	2.19	D
6	5	CUB Cuba	53.55	6	1:53.50	3.85	D
7	3	MEX Mexico	54.85	7	1:55.50	5.15	D
8	2	JPN Japan	55.22	8	1:55.69	5.52	D

Heat 2

Pos.	Lane	Ctry.	250 m		500 m		
			Time - Pos.	Dif. 1st	Time	Dif. 1st	
1	4	GER Germany	49.58	2	1:40.53	0.48	F
2	5	HUN Hungary	49.10	1	1:41.71	1.18	F
3	3	TCH Czech and Slovak Fed. Republic	51.43	6	1:42.42	2.33	D
4	1	CAN Canada	50.35	4	1:43.12	1.25	D
5	2	ESP Spain	49.85	3	1:43.63	0.75	D
6	7	USA United States of America	52.03	7	1:46.85	2.93	D
7	6	POL Poland	50.46	5	1:46.93	1.36	D

Semi-final 1

Pos.	Lane	Ctry.	250 m		500 m		
			Time - Pos.	Dif. 1st	Time	Dif. 1st	
1	3	EUN Unified Team	48.81	1	1:40.74		F
2	4	DEN Denmark	49.74	2	1:41.58	0.93	F
3	5	TCH Czech and Slovak Fed. Republic	50.35	3	1:42.18	1.54	
4	6	MEX Mexico	52.61	6	1:46.55	3.80	X
5	2	USA United States of America	51.86	4	1:46.62	3.05	X
6	1	JPN Japan	52.25	5	1:47.58	3.44	X

Semi-final 2

Pos.	Lane	Ctry.	250 m		500 m		
			Time - Pos.	Dif. 1st	Time	Dif. 1st	
1	2	FRA France	49.54	1	1:42.09		F
2	5	CAN Canada	50.20	3	1:42.35	0.66	F
3	3	POL Poland	50.32	4	1:42.72	0.78	
4	4	ESP Spain	50.16	2	1:42.82	0.62	X
5	1	CUB Cuba	50.44	5	1:43.04	0.90	X

Final

Pos.	Lane	Ctry.	250 m		500 m		
			Time - Pos.	Dif. 1st	Time	Dif. 1st	
1	8	EUN Unified Team	47.83	1	1:41.54		
2	2	GER Germany	49.06	3	1:41.68	1.23	
3	7	BUL Bulgaria	50.07	7	1:41.94	2.24	
4	3	ROM Romania	48.27	2	1:42.84	0.44	
5	6	DEN Denmark	49.31	5	1:42.92	1.48	

Pos.	Lane	Ctry.	250 m		500 m		
			Time - Pos.	Dif. 1st	Time	Dif. 1st	
6	5	FRA France	49.23	4	1:43.04	1.40	
7	9	HUN Hungary	49.53	6	1:43.27	1.70	
8	4	TCH Czech and Slovak Fed. Republic	50.81	8	1:44.70	2.98	
9	1	CAN Canada	50.98	9	1:45.76	3.15	

**Piragüisme - Aigües tranquil·les**Homes
C-2 500 m**Piragüismo - Aguas tranquilas**Hombres
C-2 500 m**Canoë-kayak - Eaux calmes**Hommes
C-2 500 m**Canoeing - Flat water**Men
C-2 500 m

Ctry.	Number	Competitor
BUL	Bulgaria 0034	MARINOV, MARTIN GUERGUIEV
	0037	STOYANOV, BLAGOVEST NIKOLOV
CAN	Canada 0040	CAIN, LARRY
	0042	FROST, DAVID
CUB	Cuba 0062	ABALLI DELGADO, JUAN ANTONIO
	0066	ZAMORA MACHADO, FERNANDO
DEN	Denmark 0071	NIELSSON, ARNE
	0067	FREDERIKSEN, CHRISTIAN WIGEO
ESP	Spain 0089	SUAREZ AMADOR, NARCISO
	0082	MIGUEL GOMEZ, ENRIQUE

Ctry.	Number	Competitor
EUN	Unified Team 0103	MASSEIKOV, ALEXANDRE
	0094	DOVGALENOK, DMITRI
FRA	France 0123	HOYER, DIDIER
	0117	BOIVIN, OLIVIER
GER	Germany 0151	PAPKE, ULRICH
	0156	SPELLY, INGO
HUN	Hungary 0179	PALIZS, ATTILA
	0176	KOLONICS, GYORGY
JPN	Japan 0208	TOYAMA, KATSUYA
	0209	UCHINO, TSUNEHISA

Ctry.	Number	Competitor
MEX	Mexico 0221	MARTINEZ SANTANA, JUAN
	0219	FERRER CRUZ, JOSE RAMON
POL	Poland 0242	DARSKI, TOMASZ
	0251	SOLODUCHA, ANDRZEJ
ROM	Romania 0261	ANDRIEV, GHEORGHE
	0265	JURAVSCHI, NICOLAE
TCH	Czech and S. 0304	BARTUNEK, JAN
	Fed. Rep. 0306	FIBIGR, WALDEMAR
USA	United S. 0322	CARR, STEWART DENNIS
	of America 0338	TERRELL, JIM R

**Piragüisme - Aigües tranquil·les**Homes
C-1 1.000 m**Piragüismo - Aguas tranquilas**Hombres
C-1 1.000m**Canoë-kayak - Eaux calmes**Hommes
C-1 1 000 m**Canoeing - Flat water**Men
C-1 1,000 m

Heat 1

Pos.	Lane	Number	Competitor	Ctry.	Time	Dif. 1st
1	4	0154	ROEDER, MATTHIAS	GER	4:02.57	D
2	5	0130	SYLVOZ, PASCAL	FRA	4:03.39	0.82 D
3	6	0216	KLEMENTJEVS, IVANS	LAT	4:03.82	1.25 D
4	2	0269	PARTNOI, VICTOR	ROM	4:04.64	2.07 R
5	1	0304	BARTUNEK, JAN	TCH	4:15.61	13.04 R
6	7	0242	DARSKI, TOMASZ	POL	4:23.31	20.74 R
7	3	0214	PARK, CHANG KYU	KOR	4:23.93	21.36 R

Heat 2

Pos.	Lane	Number	Competitor	Ctry.	Time	Dif. 1st
1	4	0043	GILES, STEPHEN CORY	CAN	4:03.34	D
2	5	0027	BOUKHALOV, NIKOLAI PETKOV	BUL	4:03.36	0.02 D
3	6	0101	KOSTOGLD, ALEXANDRE	EUN	4:04.99	1.65 D
4	1	0295	LILJEDAHL, PETER	SWE	4:05.08	1.74 R
5	3	0061	POSLEK, VLADO	CRO	4:09.77	6.43 R
6	2	0336	SPAULDING, FRED C.	USA	4:10.24	6.90 R

Heat 3

Pos.	Lane	Number	Competitor	Ctry.	Time	Dif. 1st
1	6	0184	ZALA, GYORGY	HUN	4:06.43	D
2	5	0141	TRAIN, ANDREW JOHN	GBR	4:07.44	1.01 D
3	3	0075	BEA GARCIA, JOSE ALFREDO	ESP	4:09.18	2.75 D
4	2	0065	SILEGA CARBONELL, ARMANDO	CUB	4:10.76	4.33 R
5	1	0092	TIKERPE, TIIT	EST	4:14.73	8.30 R
6	4	0221	MARTINEZ SANTANA, JUAN	MEX	4:18.70	12.27 R

Repêchage 1

Pos.	Lane	Number	Competitor	Ctry.	Time	Dif. 1st
1	5	0269	PARTNOI, VICTOR	ROM	4:02.67	D
2	4	0336	SPAULDING, FRED C.	USA	4:04.39	1.72 D
3	1	0065	SILEGA CARBONELL, ARMANDO	CUB	4:04.43	1.76 D
4	2	0061	POSLEK, VLADO	CRO	4:05.86	3.19 D
5	3	0214	PARK, CHANG KYU	KOR	4:06.53	3.86

Repêchage 2

Pos.	Lane	Number	Competitor	Ctry.	Time	Dif. 1st
1	3	0304	BARTUNEK, JAN	TCH	4:02.48	D
2	1	0295	LILJEDAHL, PETER	SWE	4:03.44	0.96 D
3	4	0092	TIKERPE, TIIT	EST	4:05.05	2.57 D
4	2	0221	MARTINEZ SANTANA, JUAN	MEX	4:06.73	4.25 D
5	5	0242	DARSKI, TOMASZ	POL	4:11.11	8.63

Semi-final 1

Pos.	Lane	Number	Competitor	Ctry.	Time	Dif. 1st
1	5	0154	ROEDER, MATTHIAS	GER	4:02.94	F
2	2	0027	BOUKHALOV, NIKOLAI PETKOV	BUL	4:03.46	0.52 F
3	9	0216	KLEMENTJEVS, IVANS	LAT	4:04.12	1.18 F
4	6	0184	ZALA, GYORGY	HUN	4:05.29	2.35 F
5	7	0269	PARTNOI, VICTOR	ROM	4:06.58	3.64
6	1	0221	MARTINEZ SANTANA, JUAN	MEX	4:07.78	4.84 X
7	4	0065	SILEGA CARBONELL, ARMANDO	CUB	4:25.54	22.60 X
8	8	0075	BEA GARCIA, JOSE ALFREDO	ESP	4:25.63	22.69 X
DQ	3	0295	LILJEDAHL, PETER	SWE	4:06.63	3.69 X

Semi-final 2

Pos.	Lane	Number	Competitor	Ctry.	Time	Dif. 1st
1	2	0130	SYLVOZ, PASCAL	FRA	4:06.83	F
2	4	0043	GILES, STEPHEN CORY	CAN	4:08.05	1.22 F
3	1	0304	BARTUNEK, JAN	TCH	4:08.44	1.61 F
4	9	0141	TRAIN, ANDREW JOHN	GBR	4:09.94	3.11 F
5	6	0101	KOSTOGLD, ALEXANDRE	EUN	4:10.10	3.27

Pos.	Lane	Number	Competitor	Ctry.	Time	Dif. 1st
6	3	0336	SPAULDING, FRED C.	USA	4:13.83	7.00 X
7	5	0061	POSLEK, VLADO	CRO	4:16.99	10.16 X
8	8	0214	PARK, CHANG KYU	KOR	4:29.23	22.40 X
DQ	7	0092	TIKERPE, TIIT	EST	4:13.31	6.48 X

**Piragüisme - Aigües tranquil·les**

Homes

C-1 1.000 m

Piragüismo - Aguas tranquilas

Hombres

C-1 1.000 m

Canoé-kayak - Eaux calmes

Hommes

C-1 1 000 m

Canoeing - Flat water

Men

C-1 1,000 m

Final

Pos.	Lane	Number	Competitor	Ctry.	Time	Dif. 1st
1	5	0027	BOUKHALOV, NIKOLAI PETKOV	BUL	4:05.92	
2	6	0216	KLEMENTJEVS, IVANS	LAT	4:06.60	0.68
3	8	0184	ZALA, GYORGY	HUN	4:07.35	1.43
4	4	0154	ROEDER, MATTHIAS	GER	4:08.96	3.04
5	7	0130	SYLVOZ, PASCAL	FRA	4:09.82	3.90

Pos.	Lane	Number	Competitor	Ctry.	Time	Dif. 1st
6	9	0141	TRAIN, ANDREW JOHN	GBR	4:12.58	6.66
7	1	0269	PARTNOI, VICTOR	ROM	4:14.27	8.35
8	3	0304	BARTUNEK, JAN	TCH	4:15.25	9.33
9	2	0043	GILES, STEPHEN CORY	CAN	4:17.12	11.20

**Piragüisme - Aigües tranquil·les**

Homes

C-2 1.000 m

Piragüismo - Aguas tranquilas

Hombres

C-2 1.000 m

Canoé-kayak - Eaux calmes

Hommes

C-2 1 000 m

Canoeing - Flat water

Men

C-2 1,000 m

Heat 1

Pos.	Lane	Ctry.	Time	Dif. 1st
1	3	GER Germany	3:32.08	F
2	6	DEN Denmark	3:32.32	0.24 F
3	8	BUL Bulgaria	3:33.57	1.49 D
4	2	POL Poland	3:38.72	6.64 D
5	5	GBR Great Britain	3:40.13	8.05 D
6	4	MEX Mexico	3:41.10	9.02 D
7	1	CUB Cuba	3:48.78	16.70 D

Heat 2

Pos.	Lane	Ctry.	Time	Dif. 1st
1	8	ROM Romania	3:34.92	F
2	6	FRA France	3:35.82	0.90 F
3	7	HUN Hungary	3:37.55	2.63 D
4	4	EUN Unified Team	3:38.11	3.19 D
5	2	CAN Canada	3:38.84	3.92 D
6	3	JPN Japan	3:52.11	17.19 D
7	5	USA United S. of America	4:01.65	26.73 D

Semi-final 1

Pos.	Lane	Ctry.	Time	Dif. 1st
1	1	HUN Hungary	3:43.96	F
2	5	CUB Cuba	3:46.01	2.05 F
3	2	GBR Great Britain	3:46.36	2.40
4	3	POL Poland	3:48.88	4.92 X
5	4	JPN Japan	3:57.81	13.85 X

Semi-final 2

Pos.	Lane	Ctry.	Time	Dif. 1st
1	4	BUL Bulgaria	3:39.58	F
2	1	EUN Unified Team	3:39.66	0.08 F
3	3	CAN Canada	3:40.86	1.28
4	5	MEX Mexico	3:44.13	4.55 X
DQ	2	USA United S. of America	3:56.33	16.75 X

Final

Pos.	Lane	Ctry.	Time	Dif. 1st
1	5	GER Germany	3:37.42	
2	8	DEN Denmark	3:39.26	1.84
3	4	FRA France	3:39.51	2.09
4	6	ROM Romania	3:39.88	2.46
5	1	HUN Hungary	3:42.86	5.44

Pos.	Lane	Ctry.	Time	Dif. 1st
6	9	BUL Bulgaria	3:43.97	6.55
7	2	CAN Canada	3:46.21	8.79
8	3	EUN Unified Team	3:53.90	16.48
9	7	CUB Cuba	4:00.06	22.64

Ctry.	Number	Competitor
BUL Bulgaria	0034	MARINOV, MARTIN GUERGUEV
	0037	STOYANOV, BLAGOVEST NIKOLOV
CAN Canada	0040	CAIN, LARRY
	0042	FROST, DAVID
CUB Cuba	0066	ZAMORA MACHADO, FERNANDO
	0062	ABALLI DELGADO, JUAN ANTONIO
DEN Denmark	0071	NIELSSON, ARNE
	0067	FREDERIKSEN, CHRISTIAN WIGEO
EUN Unified Team	0097	IGRAEV, ALEXEI
	0096	GROMOVITCH, ALEXANDRE

Ctry.	Number	Competitor
FRA France	0123	HOYER, DIDIER
	0117	BOIVIN, OLIVIER
GBR Great Britain	0141	TRAIN, ANDREW JOHN
	0142	TRAIN, STEPHEN DAVID
GER Germany	0151	PAPKE, ULRICH
	0156	SPELLY, INGO
HUN Hungary	0179	PALIZS, ATTILA
	0176	KOLONICS, GYORGY
JPN Japan	0208	TOYAMA, KATSUYA
	0209	UCHINO, TSUNEHISA

Ctry.	Number	Competitor
MEX Mexico	0222	ROMERO CASALES, JOSE ANTONIO
	0219	FERRER CRUZ, JOSE RAMON
POL Poland	0247	KOSZYKOWSKI, DARIUSZ
	0253	WALKOWIAK, MARIUSZ
ROM Romania	0261	ANDRIEV, GHEORGHE
	0265	JURAVSCHI, NICOLAE
USA United S. of America	0329	JONES, WYATT RANDAL
	0337	STEWART, GREGORY ALLEN



Piragüismo - Aigües tranquil·les
Dones
K-1 500 m

Piragüismo - Aguas tranquilas
Mujeres
K-1 500 m

Canoë-kayak - Eaux calmes
Dames
K-1 500 m

Canoeing - Flat water
Women
K-1 500 m

Heat 1

Pos.	Lane	Number	Competitor	Ctry.	250 m		500 m	
					Dif. 1st	Time - Pos.	Dif. 1st	Time
1	3	0155	SCHMIDT, BIRGIT	GER	54.34	1	1:52.49	D
2	1	0175	KOBAN, RITA	HUN	55.33	3	1:53.36	D
3	5	0197	IDEM, JOSEFA	ITA	55.23	2	1:54.08	D
4	4	0243	DYLEWSKA, IZABELLA	POL	55.64	4	1:55.72	R
5	2	0018	PROFANTER, URSULA	AUT	56.10	5	1:56.25	R
6	7	0069	KNUDSEN, YVONNE B.	DEN	58.36	6	2:01.09	R
7	6	0286	SIMPSON, DENE	RSA	1:01.71	7	2:06.62	R

Heat 2

Pos.	Lane	Number	Competitor	Ctry.	250 m		500 m	
					Dif. 1st	Time - Pos.	Dif. 1st	Time
1	5	0293	GUNNARSSON, SUSANNE	SWE	55.73	2	1:54.14	D
2	3	0039	BRUNET, CAROLINE	CAN	54.85	1	1:56.32	D
3	2	0122	GOETSCHY, SABINE	FRA	56.11	3	1:57.68	D
4	4	0288	HARALAMOW, INGRID	SUI	56.91	4	1:58.74	R
5	6	0090	TORREJON DIAZ, SUSANA	ESP	59.13	5	2:03.76	R

Heat 3

Pos.	Lane	Number	Competitor	Ctry.	250 m		500 m	
					Dif. 1st	Time - Pos.	Dif. 1st	Time
1	4	0323	CONOVER, SHEILA	USA	56.44	2	1:54.57	D
2	6	0279	TOMA, SANDA	ROM	56.39	1	1:55.24	D
3	5	0112	VAAG, IRINA	EUN	57.70	3	1:57.47	D
4	3	0140	THOROGOOD, ALISON J.	GBR	58.50	4	1:57.63	R

Semi-final 1

Pos.	Lane	Number	Competitor	Ctry.	250 m		500 m	
					Dif. 1st	Time - Pos.	Dif. 1st	Time
1	5	0197	IDEM, JOSEFA	ITA	53.91	2	1:51.56	F
2	7	0155	SCHMIDT, BIRGIT	GER	53.76	1	1:52.13	F
3	2	0039	BRUNET, CAROLINE	CAN	53.92	3	1:52.69	F
4	3	0018	PROFANTER, URSULA	AUT	54.47	4	1:52.86	F
5	1	0323	CONOVER, SHEILA	USA	54.71	5	1:53.05	F
6	6	0112	VAAG, IRINA	EUN	55.88	6	1:56.71	X
7	8	0090	TORREJON DIAZ, SUSANA	ESP	56.42	7	2:00.33	X
8	4	0286	SIMPSON, DENE	RSA	2.66	8	2:02.42	X

Semi-final 2

Pos.	Lane	Number	Competitor	Ctry.	250 m		500 m	
					Dif. 1st	Time - Pos.	Dif. 1st	Time
1	6	0175	KOBAN, RITA	HUN	53.48	1	1:50.97	F
2	3	0243	DYLEWSKA, IZABELLA	POL	54.36	3	1:51.61	F
3	8	0122	GOETSCHY, SABINE	FRA	53.95	2	1:51.99	F
4	4	0293	GUNNARSSON, SUSANNE	SWE	55.09	5	1:52.30	F
5	5	0279	TOMA, SANDA	ROM	54.86	4	1:52.82	F
6	7	0288	HARALAMOW, INGRID	SUI	56.71	6	1:55.36	X
7	2	0069	KNUDSEN, YVONNE B.	DEN	56.89	7	1:57.94	X
8	1	0140	THOROGOOD, ALISON J.	GBR	58.72	8	1:58.23	X

Final

Pos.	Lane	Number	Competitor	Ctry.	250 m		500 m	
					Dif. 1st	Time - Pos.	Dif. 1st	Time
1	4	0155	SCHMIDT, BIRGIT	GER	53.71	1	1:51.60	
2	1	0175	KOBAN, RITA	HUN	53.79	2	1:51.96	
3	2	0243	DYLEWSKA, IZABELLA	POL	0.08	4	1:52.36	
4	5	0197	IDEM, JOSEFA	ITA	54.50	5	1:52.78	
5	9	0018	PROFANTER, URSULA	AUT	54.65	7	1:53.17	
6	3	0122	GOETSCHY, SABINE	FRA	0.94	6	1:53.53	
7	8	0039	BRUNET, CAROLINE	CAN	54.95	3	1:54.82	
8	7	0279	TOMA, SANDA	ROM	54.88	9	1:54.84	
9	6	0293	GUNNARSSON, SUSANNE	SWE	2.40	8	1:55.55	



Piragüisme - Aigües tranquil·les

Dones
K-2 500 m

Piragüismo - Aguas tranquilas

Mujeres
K-2 500 m

Canoë-kayak - Eaux calmes

Dames
K-2 500 m

Canoeing - Flat water

Women
K-2 500 m

Heat 1

Pos.	Lane	Ctry.	250 m		500 m		
			Time - Pos.	Dif. 1st	Time	Dif. 1st	
1	2	GER Germany	49.50	1	1:41.82		D
2	3	HUN Hungary	50.53	2	1:42.54	1.03	D
3	4	ROM Romania	51.75	4	1:44.26	2.25	D
4	1	AUS Australia	51.39	3	1:44.76	1.89	R
5	6	DEN Denmark	52.38	6	1:45.82	2.88	R
6	7	ESP Spain	51.86	5	1:46.64	2.36	R
7	5	NOR Norway	53.17	7	1:49.58	3.67	R

Heat 2

Pos.	Lane	Ctry.	250 m		500 m		
			Time - Pos.	Dif. 1st	Time	Dif. 1st	
1	4	SWE Sweden	49.86	1	1:42.23		D
2	2	CHN People's Republic of China	50.03	2	1:43.07	0.17	D
3	1	TCH Czech and Slovak Fed. Republic	52.07	3	1:47.86	2.21	D
4	5	JPN Japan	53.84	5	1:48.40	3.98	R
5	6	BUL Bulgaria	53.10	4	1:50.04	3.24	R

Heat 3

Pos.	Lane	Ctry.	250 m		500 m		
			Time - Pos.	Dif. 1st	Time	Dif. 1st	
1	1	CAN Canada	49.85	1	1:43.73		D
2	3	POL Poland	50.41	3	1:44.43	0.56	D
3	2	FRA France	50.14	2	1:45.19	0.29	D
4	4	EUN Unified Team	50.69	4	1:46.06	0.84	R
5	5	RSA South Africa	56.81	6	1:52.92	6.96	R
6	6	USA United States of America	51.57	5	1:53.52	1.72	R

Semi-final 1

Pos.	Lane	Ctry.	250 m		500 m		
			Time - Pos.	Dif. 1st	Time	Dif. 1st	
1	2	GER Germany	49.03	1	1:40.50		F
2	9	CAN Canada	49.44	2	1:42.30	0.41	F
3	1	ROM Romania	50.57	5	1:42.35	1.54	F
4	6	CHN People's Republic of China	50.52	4	1:42.86	1.49	F
5	8	DEN Denmark	51.96	8	1:43.58	2.93	
6	5	FRA France	49.99	3	1:43.61	0.96	X
7	3	AUS Australia	50.58	6	1:44.05	1.55	X
8	7	EUN Unified Team	50.96	7	1:45.20	1.93	X
9	4	JPN Japan	52.57	9	1:46.38	3.54	X

Semi-final 2

Pos.	Lane	Ctry.	250 m		500 m		
			Time - Pos.	Dif. 1st	Time	Dif. 1st	
1	5	HUN Hungary	48.82	1	1:40.63		F
2	2	SWE Sweden	49.53	2	1:41.08	0.71	F
3	1	POL Poland	49.83	3	1:43.50	1.01	F
4	3	ESP Spain	51.52	6	1:44.54	2.70	F
5	6	USA United States of America	50.96	5	1:45.50	2.14	

Pos.	Lane	Ctry.	250 m		500 m		
			Time - Pos.	Dif. 1st	Time	Dif. 1st	
6	9	TCH Czech and Slovak Fed. Republic	50.89	4	1:45.95	2.07	X
7	7	NOR Norway	53.32	7	1:47.48	4.50	X
8	8	BUL Bulgaria	54.15	8	1:50.28	5.33	X
9	4	RSA South Africa	56.81	9	1:54.80	7.99	X



Piragüisme - Aigües tranquil·les
Dones
K-2 500 m

Piragüismo - Aguas tranquilas
Mujeres
K-2 500 m

Canoë-kayak - Eaux calmes
Dames
K-2 500 m

Canoeing - Flat water
Women
K-2 500 m

Final

Pos.	Lane	Ctry.	250 m		500 m		Pos.	Lane	Ctry.	250 m		500 m	
			Time	Pos.	Time	Pos.				Time	Pos.	Time	Pos.
			Dif. 1st	Dif. 1st	Dif. 1st	Dif. 1st				Dif. 1st	Dif. 1st	Dif. 1st	Dif. 1st
1	1	GER Germany	48.20	2	1:40.29	0.05	6	9	POL Poland	50.11	6	1:42.44	2.15
2	7	SWE Sweden	48.61	3	1:40.41	0.46	7	4	CHN People's Republic of China	49.47	4	1:42.46	2.17
3	5	HUN Hungary	48.15	1	1:40.81	0.52	8	2	DEN Denmark	51.42	9	1:43.98	3.69
4	3	ROM Romania	50.47	7	1:42.12	2.32	9	8	ESP Spain	51.41	8	1:44.96	4.67
5	6	CAN Canada	49.99	5	1:42.14	1.84				3.26			
			1.84	1.85									

Ctry.	Number	Competitor
AUS Australia	0016	WOOD, ANNA MARIA
	0012	RANDLE, KERRI LEIGH
BUL Bulgaria	0035	PINDJEVA, BONKA RANGUELOVA
	0033	KITCHUKOVA, MARIA KOLEVA
CAN Canada	0045	HERST, ALISON
	0047	MACASKILL, KLARA
CHN People's R. of China	0057	ZHAO, XIAOLI
	0054	NING, MENGHUA
DEN Denmark	0068	KNUDSEN, JEANETTE BRANDSTRUP
	0069	KNUDSEN, YVONNE BRANDSTRUP
ESP Spain	0088	SANCHEZ JIMENEZ, BELEN
	0077	COSTA IGLESIAS, JOAQUINA

Ctry.	Number	Competitor
EUN Unified Team	0105	SAMOILOVA, IRINA
	0106	SAVENKO, GALINA
FRA France	0122	GOETSCHY, SABINE
	0120	BREGEON, BERNADETTE
GER Germany	0152	PORTWICH, RAMONA
	0159	VON SECK, ANKE
HUN Hungary	0175	KOBAN, RITA
	0171	DONUSZ, EVA
JPN Japan	0206	KOBAYASHI, MIYUKI
	0207	MUTO, KEIKO
NOR Norway	0226	BRANNSTEN, HEGE
	0229	RASMUSSEN, INGEBORG NANCY

Ctry.	Number	Competitor
POL Poland	0243	DYLEWSKA, IZABELLA
	0252	URBANCZYK, ELZBIETA
ROM Romania	0279	TOMA, SANDA
	0276	SIMION, CARMEN
RSA South Africa	0280	CARSTENS, LESLEY
	0286	SIMPSON, DENE
SWE Sweden	0293	GUNNARSSON, SUSANNE
	0290	ANDERSSON, AGNETA
TCH Czech and S. Fed. Rep.	0310	JOBANKOVA, PAVLINA
	0309	JANACKOVA, JITKA
USA United S. of America	0332	MARINO, CATHY J.
	0334	PHILLIPS, TRACI

148



Piragüisme - Aigües tranquil·les
Dones
K-4 500 m

Piragüismo - Aguas tranquilas
Mujeres
K-4 500 m

Canoë-kayak - Eaux calmes
Dames
K-4 500 m

Canoeing - Flat water
Women
K-4 500 m

Heat 1

Pos.	Lane	Ctry.	250 m		500 m		
			Time	Pos.	Time	Pos.	
			Dif. 1st	Dif. 1st	Dif. 1st	Dif. 1st	
1	4	CHN People's Republic of China	46.69	1	1:36.15		F
2	6	USA United States of America	47.09	2	1:36.74	0.59	F
3	8	ROM Romania	47.89	3	1:36.82	1.20	D
4	5	ITA Italy	49.51	7	1:38.82	2.82	D
5	7	FRA France	49.12	6	1:39.27	2.43	D
6	1	AUS Australia	48.79	5	1:39.32	2.10	D
7	2	TCH Czech and Slovak Fed. Republic	48.52	4	1:40.57	1.83	D
8	3	BUL Bulgaria	51.82	8	1:45.39	5.13	D
			5.13	9.24			

Heat 2

Pos.	Lane	Ctry.	250 m		500 m		
			Time	Pos.	Time	Pos.	
			Dif. 1st	Dif. 1st	Dif. 1st	Dif. 1st	
1	8	HUN Hungary	46.11	2	1:32.94	0.31	F
2	4	SWE Sweden	45.80	1	1:33.25	0.31	F
3	5	GER Germany	46.35	3	1:34.13	0.55	D
4	6	CAN Canada	48.52	4	1:36.34	2.72	D
5	3	EUN Unified Team	48.60	5	1:38.25	2.80	D
6	7	ESP Spain	49.39	7	1:38.72	3.59	D
7	1	GBR Great Britain	49.10	6	1:40.22	3.30	D
8	2	NOR Norway	50.62	8	1:40.53	4.82	D
			4.82	7.59			



Piragüisme - Aigües tranquil·les
Dones
K-4 500 m

Piragüismo - Aguas tranquilas
Mujeres
K-4 500 m

Canoë-kayak - Eaux calmes
Dames
K-4 500 m

Canoeing - Flat water
Women
K-4 500 m

Semi-final 1

Pos.	Lane	Ctry.	250 m		500 m		
			Time - Pos.	Dif. 1st	Time	Dif. 1st	
1	6	GER Germany	47.76	1	1:37.48		F
2	5	EUN Unified Team	47.94	2	1:38.56		F
3	3	AUS Australia	48.82	3	1:39.81		
4	1	ITA Italy	49.81	4	1:41.08		X
5	4	GBR Great Britain	50.92	5	1:41.24		X
6	2	BUL Bulgaria	52.68	6	1:45.90		X

Semi-final 2

Pos.	Lane	Ctry.	250m		500m		
			Time - Pos.	Dif. 1st	Time	Dif. 1st	
1	5	CAN Canada	47.43	1	1:37.86		F
2	3	ROM Romania	48.06	2	1:38.21		F
3	6	TCH Czech and Slovak Fed. Republic	48.60	3	1:40.12		
4	2	ESP Spain	48.67	4	1:40.17		X
5	1	FRA France	49.82	5	1:41.83		X
6	4	NOR Norway	2.39	6	1:41.88		X

Final

Pos.	Lane	Ctry.	250 m		500 m		
			Time - Pos.	Dif. 1st	Time	Dif. 1st	
1	7	HUN Hungary	48.02	2	1:38.32		
2	9	GER Germany	48.00	1	1:38.47		
3	8	SWE Sweden	48.33	3	1:39.79		
4	6	ROM Romania	50.88	7	1:41.02		
5	4	CHN People's Republic of China	2.88	4	1:41.12		

Pos.	Lane	Ctry.	250 m		500 m		
			Time - Pos.	Dif. 1st	Time	Dif. 1st	
6	3	CAN Canada	49.85	5	1:42.28		
7	2	USA United States of America	1.85	6	1:43.00		
8	5	AUS Australia	50.37	9	1:43.88		
9	1	EUN Unified Team	2.37	8	1:44.84		

149

Ctry.	Number	Competitor
AUS Australia	0016	WOOD, ANNA MARIA
	0007	COOPER, DENISE ESTHER
	0010	LEHUMANN, LYNDA CAROLINE
	0011	MAYES, GAYLE JOY
BUL Bulgaria	0035	PINDJEVA, BONKA RANGUELOVA
	0033	KITCHUKOVA, MARIA KOLEVA
	0036	RATCHEVA, KINKA BENEVA
	0031	GUEORGUIEVA, TANIA GUEORGUIEVA
CAN Canada	0039	BRUNET, CAROLINE
	0045	HERST, ALISON
	0047	MACASKILL, KLARA
	0051	STAFFORD, KEVYN MARIE
CHN People's R. of China	0056	WEN, YANFANG
	0057	ZHAO, XIAOLI
	0054	NING, MENGHUA
	0055	WANG, JING
ESP Spain	0088	SANCHEZ JIMENEZ, BELEN
	0077	COSTA IGLESIAS, JOAQUINA
	0073	ALVAREZ IGLESIAS, LUISA
	0083	PENAS BALCHADA, ANA
EUN Unified Team	0105	SAMOILOVA, IRINA
	0106	SAVENKO, GALINA
	0112	VAAG, IRINA
	0110	TICHTCHENKO, OLGA

Ctry.	Number	Competitor
FRA France	0125	LASAK, FRANÇOISE
	0120	BREGEON, BERNADETTE
	0119	BOULOGNE, ISABELLE
	0129	MICHAUT, ANNE
GBR Great Britain	0136	DRESSER, HILARY SARAH
	0135	DALLAWAY, ANDREA ELIZABETH
	0140	THOROGOOD, ALISON JANE
	0143	TROOP, SANDRA ELAINE
GER Germany	0145	BORCHERT, KATRIN
	0155	SCHMIDT, BIRGIT
	0159	VON SECK, ANKE
	0152	PORTWICH, RAMONA
HUN Hungary	0171	DONUSZ, EVA
	0170	CZIGANY, KINGA
	0178	MESZAROS, ERIKA
	0175	KOBAN, RITA
ITA Italy	0194	CASAGRANDE, ANNACATIA
	0193	CALZAVARA, AMALIA
	0195	DAL SANTO, CHIARA
	0201	MICHELLI, LUCIA

Ctry.	Number	Competitor
NOR Norway	0226	BRANNSTEN, HEGE
	0225	BERGSGVIK, NINA
	0230	RASMUSSEN, TONE
	0229	RASMUSSEN, INGEBORG NANCY
ROM Romania	0279	TOM A, SANDA
	0268	NICULA, CLAUDIA
	0276	SIMION, CARMEN
	0343	IORDACHE, VIORICA
SWE Sweden	0298	OLSSON, ANNA
	0294	HAGLUND, MARIA
	0302	ROSENQVIST, SUSANNE
	0290	ANDERSSON, AGNETA
TCH Czech and S. Fed. Rep.	0310	JOBANKOVA, PAVLINA
	0309	JANACKOVA, JITKA
	0307	HAVELKOVA, VLADIMIRA
	0316	VOKURKOVA, IVAN A
USA United S. of America	0323	CONOVER, SHEILA
	0325	HARBOLD, ALEXANDRA BERNHART
	0332	MARINO, CATHY J.
	0334	PHILLIPS, TRACI



Piragüisme - Eslàlom
Homes
K-1

Piragüismo - Slalom
Hombres
K-1

Canoë-kayak - Slalom
Hommes
K-1

Canoeing - Slalom
Men
K-1

Final

Pos.	Bib.	Competitor Ctry.	1st RUN /2nd RUN			Dif. 1st
			Time	Pts.	Total	
1	337	FERRAZZI, PIERPAOLO ITA	1:51.64 1:46.89	5 0	116.64 106.89	
2	317	CURINIER, SYLVAIN FRA	2:08.09 1:47.06	5 0	133.09 107.06	1
3	344	FOX, RICHARD MUNRO GBR	1:44.73 1:48.85	15 0	119.73 108.85	2
4	320	LETTMANN, JOCHEN GER	1:48.52 1:49.72	0 0	108.52 109.72	3
5	301	CIZMAN, ALBIN SLO	1:52.12 1:50.73	0 0	112.12 110.73	4
6	330	SKOK, JANEZ SLO	1:52.00 1:51.52	0 0	112.00 111.52	5
7	338	WEISS, RICH USA	1:49.29 1:48.12	5 5	114.29 113.12	7
8	321	POCK, HORST AUT	1:52.22 1:54.41	0 0	112.22 114.41	8
9	325	BRUNOLD, THOMAS SUI	1:54.99 1:54.69	10 0	124.99 114.69	8
10	318	SINS, FRITS NED	1:52.35 1:49.77	10 5	122.35 114.77	8
11	331	FORD, DAVID WATSON CAN	1:52.70 1:50.32	0 5	112.70 115.32	9
12	334	RASPIN, IAN MICHAEL GBR	1:51.91 1:50.52	5 5	116.91 115.52	9
13	326	ETXANIZ PEÑA, XAVIER ESP	1:59.54 1:56.47	55 0	174.54 116.47	10
14	323	JACKSON, ERIC USA	1:52.59 1:52.04	0 5	112.59 117.04	11
15	336	KOHLER, MANUEL AUT	1:53.68 1:52.06	0 5	113.68 117.06	11
16	322	JOHNSTONE, DONALD BRETT NZL	1:50.71 1:52.73	10 5	120.71 117.73	11
17	339	HILGERT, LUBOS TCH	1:51.63 1:53.48	5 5	116.63 118.48	12
18	316	GAGNON, PATRICE CAN	1:56.25 1:53.79	0 5	116.25 118.79	12
19	308	FUJINO, TSUYOSHI JPN	2:08.92 1:59.95	0 0	128.92 119.95	13
20	324	PRINDIS, PAVEL TCH	1:52.60 1:54.99	5 5	117.60 119.99	13
21	335	BECKER, THOMAS GER	1:54.38 1:50.63	5 10	119.38 120.63	14
22	313	GRINGS, MARLON ALMIRO BRA	2:00.86 2:00.82	5 0	125.86 120.82	14

Pos.	Bib.	Competitor Ctry.	1st RUN /2nd RUN			Dif. 1st
			Time	Pts.	Total	
23	329	SHIPLEY, SCOTT USA	1:49.64 1:55.98	10 5	119.64 120.98	14
24	342	BRISSAUD, LAURENT FRA	1:49.37 1:53.02	0 10	109.37 123.02	17
25	328	BECKE, GREGOR AUT	1:58.65 1:53.62	15 10	133.65 123.62	17
26	340	WILEY, IAN IRL	1:50.45 1:48.93	0 15	110.45 123.93	17
27	327	VORSATZ, JENS GER	2:00.51 1:54.37	0 10	120.51 124.37	18
28	319	MARTINEZ, JOSE MARIA ESP	1:55.15 1:54.69	15 10	130.15 124.69	18
29	305	SELBACH, GUSTAVO BRA	1:57.14 1:57.09	5 10	122.14 127.09	21
30	343	JONES, MELVYN GBR	1:50.40 1:55.70	0 15	110.40 130.70	24
31	341	STRUKELJ, MARJAN SLO	1:50.11 1:51.75	0 20	110.11 131.75	25
32	310	POPOVSKI, LAZAR IOP	2:03.82 2:05.72	0 10	123.82 135.72	29
33	309	RHEIN, RALPH SUI	1:58.05 1:57.27	5 20	123.05 137.27	31
34	303	ADDISON, CORRAN DESCY RSA	2:12.63 2:10.71	25 20	157.63 150.71	44
35	302	DJORDJEVIC, MILAN IOP	0:00.00 2:26.28	10 10	AB 156.28	50
36	311	WADE, GARY PETER RSA	2:20.61 2:22.93	130 20	270.61 162.93	56
37	304	GARCIA BENAVIDES, JOAQUIN CRC	3:19.23 2:34.14	105 15	304.23 169.14	63
38	312	STEINVORTH, FERDINAND CRC	2:29.07 2:26.11	120 45	269.07 191.11	85
39	314	RENNIE, ALEXANDER GRANT RSA	2:06.79 2:13.12	0 65	126.79 198.12	92
40	306	MARICICH GARCIA, JUAN PABLO ARG	2:10.05 2:23.67	10 55	140.05 198.67	92
41	333	REYS, MICHAEL NED	1:51.90 1:54.73	0 110	111.90 224.73	118
42	307	ARENAS CENTENO, ERIC PER	2:50.02 2:59.52	0 75	170.02 254.52	148
43	332	FONDEVIOLE, VINCENT FRA	1:47.69 2:00.19	5 165	112.69 285.19	179
44	315	ALVAREZ SABORIO, GABRIEL CRC	3:08.87 2:51.02	270 130	458.87 301.02	195

150



Piragüisme - Eslàlom
Homes
C-1

Piragüismo - Slalom
Hombres
C-1

Canoë-kayak - Slalom
Hommes
C-1

Canoeing - Slalom
Men
C-1

Final

Pos.	Bib.	Competitor Ctry.	1st RUN /2nd RUN			Dif. 1st
			Time	Pts.	Total	
1	217	POLLERT, LUKAS TCH	1:54.71 1:53.69	5 0	119.71 113.69	
2	229	MARRIOTT, GARETH JOHN GBR	1:56.13 1:51.48	10 5	126.13 116.48	3
3	231	LUGBILL, JON USA	1:53.62 1:58.89	5 0	118.62 118.89	5
4	215	DE MONTI, RENATO ITA	2:10.01 1:59.02	0 0	130.01 119.02	6

Pos.	Bib.	Competitor Ctry.	1st RUN /2nd RUN			Dif. 1st
			Time	Pts.	Total	
5	230	LANG, MARTIN GER	1:55.67 1:59.19	5 0	120.67 119.19	6
5	222	BRUGVIN, EMMANUEL FRA	2:00.14 1:54.19	5 5	125.14 119.19	6
7	224	HERCEG, DANKO CRO	1:58.55 1:55.41	10 5	128.55 120.41	7
8	201	ZITNIK, BOSTJAN SLO	1:57.72 1:56.09	20 5	137.72 121.09	8



Piragüisme - Eslàlom
Homes
C-1

Piragüismo - Slalom
Hombres
C-1

Canoë-kayak - Slalom
Hommes
C-1

Canoeing - Slalom
Men
C-1

Pos.	Bib.	Competitor	1st RUN / 2nd RUN			Dif. 1st
			Time	Pts.	Total	
9	226	HEARN, DAVID	2:01.70	0	121.70	8
		USA	2:01.57	0	121.57	
9	218	CORCORAN, MIKE	2:06.42	5	131.42	8
		IRL	1:56.57	5	121.57	
11	220	SARATA, GRZEGORZ	2:16.88	25	161.88	9
		POL	2:02.12	0	122.12	
12	210	MIAZEK, ZBIGNIEW	2:03.03	5	128.03	9
		POL	2:02.37	0	122.37	
13	221	JAVORNIK, BORUT	1:59.78	15	134.78	10
		SLO	2:03.94	0	123.94	
14	228	VIDMAR, JOZE	2:02.26	0	122.26	11
		SLO	1:59.57	5	124.57	
15	204	HUMEAU, THIERRY	2:02.42	5	127.42	11
		FRA	2:04.91	0	124.91	
16	213	NORMAN, LARRY	2:11.65	15	146.65	15
		CAN	2:03.96	5	128.96	
17	225	KAUFMANN, SOEREN	1:54.80	10	124.80	20
		GER	1:58.97	15	133.97	
18	214	AVRIL, JACKY	1:57.18	0	117.18	22
		FRA	1:55.75	20	135.75	
19	227	ONTKO, JURAJ	2:00.23	0	120.23	23
		TCH	1:56.29	20	136.29	
20	207	PERESTEGI, STJEPAN	2:21.19	10	151.19	23
		CRO	2:11.98	5	136.98	

Pos.	Bib.	Competitor	1st RUN / 2nd RUN			Dif. 1st
			Time	Pts.	Total	
21	206	VICENTE CASES, MARC	2:12.88	10	142.88	26
		ESP	2:09.38	10	139.38	
22	223	DELANEY, MARK	2:06.66	20	146.66	26
		GBR	2:09.61	10	139.61	
23	208	SELBACH, LEONARDO	2:15.54	20	155.54	27
		BRA	2:10.60	10	140.60	
24	211	SHARPLIN, ROY DOUGLAS	2:10.71	5	135.71	31
		CAN	2:19.48	5	144.48	
25	212	GUERRERO TORRECILLAS, PERE	2:18.49	10	148.49	31
		ESP	2:14.74	10	144.74	
26	209	PRUHER, JAKUB	2:09.53	20	149.53	38
		TCH	2:16.85	15	151.85	
27	205	ECKHARDT, PETER RALPH	2:08.98	0	128.98	52
		AUS	2:15.74	30	165.74	
28	202	NORMAN, DANIEL ANDREW	2:32.80	5	157.80	54
		CAN	2:27.54	20	167.54	
29	219	BIERYT, KRZYSZTOF	2:17.61	5	142.61	56
		POL	2:24.01	25	169.01	
30	203	MILDEVICH, LAZO	0:00.00	55	AB	57
		IOP	2:35.22	15	170.22	
31	216	CLAWSON, ADAM	2:04.23	5	129.23	84
		USA	2:07.17	70	197.17	



Piragüisme - Eslàlom
Homes
C-2

Piragüismo - Slalom
Hombres
C-2

Canoë-kayak - Slalom
Hommes
C-2

Canoeing - Slalom
Men
C-2

Final

Pos.	Ctry.	Competitor	1st RUN / 2nd RUN			Dif. 1st
			Time	Pts.	Total	
1	USA	United States of America	2:04.82	0	124.82	*
			2:02.41	0	122.41	
2	TCH	Czech and Slovak Fed. Republic	2:06.91	5	131.91	2
			1:59.25	5	124.25	
3	FRA	France	2:04.09	20	144.09	2
			2:04.38	0	124.38	
4	USA	United States of America	2:11.35	5	136.35	6
			2:08.05	0	128.05	
5	SUI	Switzerland	2:13.71	20	153.71	6
			2:03.55	5	128.55	
6	TCH	Czech and Slovak Fed. Republic	2:07.25	5	132.25	9
			2:06.86	5	131.86	
7	GER	Germany	2:20.60	30	170.60	10
			2:07.83	5	132.83	
8	POL	Poland	2:07.76	15	142.76	11
			2:08.75	5	133.75	
9	GBR	Great Britain	2:10.56	10	140.56	13
			2:10.82	5	135.82	

Pos.	Ctry.	Competitor	1st RUN / 2nd RUN			Dif. 1st
			Time	Pts.	Total	
10	GER	Germany	2:09.47	15	144.47	14
			2:11.03	5	136.03	
11	TCH	Czech and Slovak Fed. Republic	2:10.42	0	130.42	14
			2:11.33	5	136.33	
12	FRA	France	2:07.29	5	132.29	15
			2:07.96	10	137.96	
13	USA	United States of America	2:20.59	10	150.59	30
			2:27.08	5	152.08	
14	AUS	Australia	2:25.71	15	160.71	34
			2:26.67	10	156.67	
15	FRA	France	2:08.83	5	133.83	38
			2:30.64	10	160.64	
16	GBR	Great Britain	2:24.50	30	174.50	89
			2:21.89	70	211.89	
17	GER	Germany	2:16.05	10	146.05	184
			2:21.51	165	306.51	

Ctry.	Bib.	Competitor
USA	407	STRAUSBAUGH, SCOTT
	407	JACOBI, JOE
TCH	414	SIMEK, MIROSLAV
	414	ROHAN, JIRI
FRA	416	ADISSON, FRANCK
	416	FORGUES, WILFRID
USA	403	MCEWAN, JAMIE
	403	HALLER, LECKY

Ctry.	Bib.	Competitor
SUI	415	MATTI, UELI
	415	MATTI, PETER
TCH	410	PETRICEK, JAN
	410	PETRICEK, TOMAS
GER	412	BERRO, MANFRED
	412	TRUMMER, MICHAEL
POL	409	KOLOMANSKI, KRZYSZTOF
	409	STANISZEWSKI, MICHAL



Piragüisme - Eslàlom
Homes
C-2

Piragüismo - Slalom
Hombres
C-2

Canoë-kayak - Slalom
Hommes
C-2

Canoeing - Slalom
Men
C-2

Ctry.	Bib.	Competitor
GBR Great Britain	405	CLOUGH, ANDREW
	405	CLOUGH, IAIN
GER Germany	417	LOOSE, THOMAS
	417	HEMMER, FRANK
TCH Czech and Slovak Fed. Republic	408	STERCL, PAVEL
	408	STERCL, PETR
FRA France	411	SAIDI, THIERRY
	411	DEL REY, EMMANUEL
USA United States of America	413	WEINTROB, ELLIOT
	413	MCCORMICK, MARTIN

Ctry.	Bib.	Competitor
AUS Australia	401	WILSON, ANDREW THOMAS
	401	PALLISTER, MATTHEW JOHN
FRA France	404	BIAU, ERIC
	404	DAILLE, BERTRAN
GBR Great Britain	402	ARROWSMITH, CHRIS
	402	BRAIN, PAUL ANTHONY
GER Germany	406	RAUMANN, UDO
	406	HUEBBERS, RUEDIGER



Piragüisme - Eslàlom
Dones
K-1

Piragüismo - Slalom
Mujeres
K-1

Canoë-kayak - Slalom
Dames
K-1

Canoeing - Slalom
Women
K-1

Final

Pos.	Bib.	Competitor	1st RUN / 2nd RUN			
			Time	Pts.	Total	Dif. 1st
1	124	MICHELER, ELISABETH	2:06.19	10	136.19	
		GER	2:06.41	0	126.41	
2	101	WOODWARD, DANIELLE ANNE	2:21.54	10	151.54	
		AUS	2:08.27	0	128.27	2
3	112	ROTH, EVA	2:32.53	0	152.53	
		GER	2:07.29	5	132.29	6
4	119	AGULHON, MARIANNE	2:15.44	5	140.44	
		FRA	2:12.89	0	132.89	6
5	120	STRIEPECKE, KORDULA	2:11.51	5	136.51	
		GER	2:09.49	5	134.49	8
6	122	GROSSMANNOVA, ZDENKA	2:15.42	5	140.42	
		TCH	2:10.79	5	135.79	9
7	125	HEARN, CATHY	2:31.99	0	151.99	
		USA	2:14.51	5	139.51	13
8	109	BOIXEL, ANNE	2:18.19	65	203.19	
		FRA	2:15.81	5	140.81	14
9	103	LIKE, KAREN THERESA	2:18.34	10	148.34	
		GBR	2:17.26	5	142.26	16
10	111	SIMPSON, LYNN	2:15.38	5	140.38	
		GBR	2:14.24	10	144.24	18
11	107	FOX, RACHEL NORAH	2:13.82	15	148.82	
		GBR	2:17.64	10	147.64	21
12	102	MARTINEZARRIETA, CRISTINA	2:33.14	15	168.14	
		ESP	2:19.02	10	149.02	23
13	113	GIAIPRON, CRISTINA	2:20.41	15	155.41	
		ITA	2:19.03	10	149.03	23

Pos.	Bib.	Competitor	1st RUN / 2nd RUN			
			Time	Pts.	Total	Dif. 1st
14	116	KNAPCZYK, BOGUSLAWA	2:30.78	10	160.78	
		POL	2:19.59	10	149.59	23
15	123	JERUSALMI-FOX, MYRIAM	2:20.86	10	150.86	
		FRA	2:10.76	20	150.76	24
16	118	WOODS, JOANNE	2:08.06	10	138.06	
		CAN	2:16.08	15	151.08	25
17	126	HILGERTOVA, STEPANKA	2:06.43	15	141.43	
		TCH	2:17.30	15	152.30	26
18	110	EIZMENDI PEREZ, MARIA	2:18.39	5	143.39	
		ESP	2:22.64	15	157.64	31
19	105	BLUMA, DZINTRA	2:43.97	10	173.97	
		LAT	2:25.83	15	160.83	34
20	108	BOYLE, SHERYL	2:26.09	10	156.09	
		CAN	2:26.66	20	166.66	40
21	117	LANGFORD, MARGARET LOUISE	2:25.36	0	145.36	
		CAN	2:43.77	15	178.77	52
22	121	CHLADEK, DANA	2:06.75	5	131.75	
		USA	2:11.46	55	186.46	60
23	114	HANOLD, MAYLON T.	2:47.75	165	332.75	
		USA	2:53.80	20	193.80	67
24	115	SADILOVA, MARCELA	2:15.38	15	150.38	
		TCH	2:20.99	110	250.99	124
25	106	KOBAYASHI, HIROKO	2:18.84	20	158.84	
		JPN	2:13.79	120	253.79	127
104	MONTENEGRO	CONEJO, GILDA	2:50.27	470	640.27	
		CRC	0:00.00	225	AB	225

CY

Ciclisme

Cyclisme

Ciclismo

Cycling



	Català	Español	Français	English
2nd	Segona	Segundo	Deuxième	Second
3rd	Tercera	Tercero	Troisième	Third
AB	Abandó	Abandono	Abandon	Abandoned
Best time	Millor temps	Mejor tiempo	Meilleur temps	Best time
Bronze	Bronze	Bronce	Bronze	Bronze
Clas./Cl.	Classificació	Clasificación	Classement	Classification
Ctry.	País	País	Pays	Country
DC	Desqualificat/da	Descalificado/a	Disqualifié/e	Disqualified
Dif	Diferència	Diferencia	Écart	Difference
EL	Eliminat/da	Eliminado/a	Éliminé/e	Eliminated
Eliminatory	Eliminàtoria	Eliminatoria	Éliminatoire	Eliminatory
Final/Fin.	Final	Final	Finale	Final
Gold	Or	Oro	Or	Gold
Group	Grup	Grupo	Peloton	Group
Heat	Sèrie	Serie	Série	Heat
km	Quilòmetres	Kilómetros	Kilometres	Kilometres
km/h	Quilòmetres per hora	Kilometres por hora	Kilometres heure	Kilometres per hour
Laps behind	Voltes perdudes	Vueltas perdidas	Tours de retard	Laps behind
leg	Mànega	Manga	Manche	Leg
m	Metres	Metros	Mètres	Metres
Name	Nom	Nombre	Nom	Name
NP	No presentat/da	No presentado/a	Ne s'est pas présenté/e	Not present
Number/No.	Número	Número	Numéro	Number
Phs.	Fase	Fase	Phase	Phase
Points	Punts	Puntos	Points	Points
Pos. achieved	Posició aconseguida	Posición conseguida	Position obtenue	Position achieved
Q	Qualificat/da	Clasificado/a	Qualifié/e	Qualified
Quarter final/Q. finals	Quarts de final	Cuartos de final	Quarts de finale	Quarter final
Repêchage	Repesca	Repesca	Repêchage	Repêchage
Result	Resultat	Resultado	Résultat	Result
RJ	Agafat/da	Alcanzado/a	Rejoint/e	Overtaken
Round	Ronda	Ronda	Tour	Round
Semi-final	Semifinal	Semifinal	Demi-finale	Semi-final
Silver	Plata	Plata	Argent	Silver
Spd.	Velocitat	Velocidad	Vitesse	Speed
Summary	Resum	Resumen	Résumé	Summary
Team	Equip	Equipo	Équipe	Team
Time/time/T.	Temps	Tiempo	Temps	Time
UOR	Nou record olímpic	Nuevo record olímpico	Nouveau record olympique	New Olympic Record
UWR	Nou record mundial	Nuevo record mundial	Nouveau record du monde	New World Record



Ciclisme
Homes
Pista - Quilòmetre contrarellotge

Ciclismo
Hombres
Pista - Kilómetro contra reloj

Cyclisme
Hommes
Piste - Kilomètre contre la montre

Cycling
Men
Track - Kilometre time trial

Final

No.	Name	Ctry.	T. 250 m Cl.	T. 500 m Cl.	T. 750 m Cl.	Fin.time (km/h)
1	0069 MORENO PERIÑAN, JOSE MANUEL	ESP	0:19.007	0:32.954	1:04.7656	1:03.342 56.834
2	0013 KELLY, SHANE JOHN	AUS	0:18.843	0:33.105	3:04.48.151	2:1:04.288 55.998
3	0197 HARTWELL, ERIN W.	USA	0:18.993	0:33.302	5:04.48.391	4:1:04.753 55.595
4	0104 GLUECKLICH, JENS	GER	0:18.712	0:33.084	2:04.48.378	3:1:04.798 55.557
5	0123 CAPELLI, ADLER	ITA	0:19.664	0:34.207	15:04.49.266	10:1:05.065 55.329
6	0088 LANCIEN, FREDERIC	FRA	0:19.398	0:33.968	9:04.49.175	8:1:05.157 55.251
7	0161 ANDREWS, JON DAVID	NZL	0:19.795	0:34.345	18:04.49.464	12:1:05.240 55.180
8	0190 SAMUEL, GENE	TRI	0:18.969	0:33.426	6:04.48.871	6:1:05.485 54.974
9	0158 VAN HAMEREN, DIRK-JAN	NED	0:19.574	0:34.009	10:04.49.259	9:1:05.524 54.941
10	0135 KOJIMA, KEIJI	JPN	0:19.688	0:34.083	12:04.49.456	11:1:05.994 54.550
11	0144 VEIPS, INGUS	LAT	0:19.248	0:33.535	7:04.49.089	7:1:06.074 54.484

No.	Name	Ctry.	T. 250 m Cl.	T. 500 m Cl.	T. 750 m Cl.	Fin.time (km/h)
12	0079 KIRITCHENKO, ALEXANDRE	EUN	0:18.738	0:33.117	4:04.48.724	5:1:06.137 54.432
13	0020 MEIDLINGER, CHRISTIAN	AUT	0:19.445	0:34.170	13:04.49.769	14:1:06.509 54.128
14	0098 STIRRAT, ANTHONY ALEXANDER	GBR	0:19.831	0:34.576	20:04.49.993	17:1:06.522 54.117
15	0085 HAMALAINEN, MIKA ILKKA	FIN	0:19.480	0:34.321	17:05.00.055	18:1:06.808 53.885
16	0179 TRAVELLA, ROCCO	SUI	0:19.192	0:33.846	8:04.49.739	13:1:06.811 53.883
17	0063 PONS, MARIO	ECU	0:19.296	0:34.060	11:04.49.804	15:1:06.878 53.829
18	0148 MUCIÑO ARVIZU, CESAR AUGUSTO	MEX	0:19.590	0:34.187	14:04.49.955	16:1:06.984 53.744
19	0024 STEELS, TOM	BEL	0:19.629	0:34.451	19:05.00.170	20:1:07.085 53.663
20	0170 KREJNER, GRZEGORZ	POL	0:19.504	0:34.244	16:05.00.126	19:1:07.235 53.543
21	0038 GUEORGUIEV, KIRIL VALTCHEV	BUL	0:19.752	0:35.061	22:05.00.965	21:1:07.371 53.435
22	0010 ROLANDO, SERGIO ANDRES	ARG	0:20.206	0:35.561	26:05.01.502	23:1:08.267 52.734

No.	Name	Ctry.	T. 250 m Cl.	T. 500 m Cl.	T. 750 m Cl.	Fin.time (km/h)
23	0041 INNES, KURT	CAN	0:20.206	0:35.215	23:05.01.219	22:1:08.593 52.483
24	0021 ALLEYNE, LIVINGSTONE	BAR	0:20.434	0:35.543	25:05.01.689	24:1:09.014 52.163
25	0051 VELASQUEZ DE LA CUESTA, JOSE	COL	0:20.594	0:36.149	27:05.02.515	27:1:10.143 51.323
26	0173 BLOCH, SEAN	RSA	0:19.888	0:35.021	21:05.01.786	25:1:10.145 51.322
27	0115 SETIJAWAN, HERRY JANTO	INA	0:19.781	0:35.407	24:05.02.273	26:1:10.342 51.178
28	0119 BANNA, MOHAMMAD REZA	IRI	0:20.819	0:36.572	28:05.03.197	28:1:11.036 50.678
29	0129 MYERS, ANDREW MARK	JAM	0:21.407	0:37.694	30:05.04.973	29:1:13.186 49.189
30	0027 VACA MONTERO, PEDRO ANTONIO	BOL	0:21.304	0:37.389	29:05.05.069	30:1:14.475 48.338
31	0001 LLOYD, NEIL	ANT	0:22.138	0:38.226	31:05.05.810	31:1:14.816 48.118
32	0043 CAMPBELL, DON DWIGHT	CAY	0:22.205	0:39.011	32:05.07.042	32:1:16.192 47.249



Ciclisme
Homes
Pista - Velocitat

Ciclismo
Hombres
Pista - Velocidad

Cyclisme
Hommes
Piste - Vitesse

Cycling
Men
Track - Sprint

Eliminatory round

Heat 1

No.	Name	Ctry.	Result	(km/h)
1	0101 FIEDLER, JENS	GER	0:10.252	70.230 UOR Q
2	0017 NEIWAND, GARRY M.	AUS	0:10.330	69.699 UOR Q
3	0040 HARNETT, CURTIS M.	CAN	0:10.368	69.444 UOR Q
4	0125 CHIAPPA, ROBERTO	ITA	0:10.516	68.467 Q
5	0069 MORENO PERIÑAN, J. M.	ESP	0:10.550	68.246 Q
6	0193 CARPENTER, KENT	USA	0:10.561	68.175 Q
7	0089 MAGNE, FREDERIC	FRA	0:10.617	67.815 Q
8	0142 KIKSIS, AINARS	LAT	0:10.749	66.982 Q

No.	Name	Ctry.	Result	(km/h)
9	0023 SCHOEFS, ERIC	BEL	0:10.819	66.549 Q
10	0182 JERABEK, JAROSLAV	TCH	0:10.873	66.219 Q
11	0135 KOJIMA, KEIJI	JPN	0:10.902	66.042 Q
12	0177 FURRER, ROLF	SUI	0:10.935	65.843 Q
13	0006 LOVITO MORALES, J.M.	ARG	0:11.024	65.312 Q
14	0082 KOVCH, NIKOLAI	EUN	0:11.030	65.276 Q
15	0047 GONZALEZ JIMENEZ, J.J.	COL	0:11.097	64.882 Q
16	0161 ANDREWS, JON D.	NZL	0:11.102	64.853 Q

No.	Name	Ctry.	Result	(km/h)
17	0158 VAN HAMEREN, DJ.	NED	0:11.284	63.807 Q
18	0189 CHEESMAN, MAXWELL	TRI	0:11.448	62.893 Q
19	0021 ALLEYNE, L.	BAR	0:11.559	62.289 Q
20	0129 MYERS, ANDREW M.	JAM	0:11.633	61.892 Q
21	0116 TULUS WIDODO, K.	INA	0:11.697	61.554 Q
22	0173 BLOCH, SEAN	RSA	0:12.186	59.084 Q
23	0027 VACA MONTERO, P. A.	BOL	0:12.243	58.809 Q

2nd round

Heat 1

Heat Clas.	No.	Name	Ctry.	Result	(km/h)
1	1	0101 FIEDLER, JENS	GER	0:11.339	63.497 Q
1	2	0161 ANDREWS, J. D.	NZL		
2	1	0017 NEIWAND, G. M.	AUS	0:11.319	63.609 Q
2	2	0047 GONZALEZ JIMENEZ, J.J.	COL		
2	3	0158 VAN HAMEREN, DJ.	NED		
3	1	0040 HARNETT, CURTIS M.	CAN	0:11.248	64.011 Q
3	2	0082 KOVCH, NIKOLAI	EUN		
3	3	0189 CHEESMAN, M.	TRI		

Heat Clas.	No.	Name	Ctry.	Result	(km/h)
4	1	0006 LOVITO MORALES, J. M.	ARG	0:11.338	63.503 Q
4	2	0125 CHIAPPA, R.	ITA		
4	3	0021 ALLEYNE, L.	BAR		
5	1	0069 MORENO PERIÑAN, J. M.	ESP	0:11.278	63.841 Q
5	2	0177 FURRER, ROLF	SUI		
5	3	0129 MYERS, A. MARK	JAM		
6	1	0193 CARPENTER, KENT	USA	0:10.981	65.567 Q
6	2	0135 KOJIMA, KEIJI	JPN		
6	3	0116 TULUS WIDODO, K.	INA		

Heat Clas.	No.	Name	Ctry.	Result	(km/h)
7	1	0089 MAGNE, FREDERIC	FRA	0:11.230	64.113 Q
7	2	0182 JERABEK, J.	TCH		
7	3	0173 BLOCH, SEAN	RSA		
8	1	0023 SCHOEFS, ERIC	BEL	0:11.505	62.581 Q
8	2	0142 KIKSIS, AINARS	LAT		
8		0027 VACA MONTERO, P. A.	BOL		NP



Ciclisme
Homes
Pista - Velocitat

Ciclismo
Hombres
Pista - Velocidad

Cyclisme
Hommes
Piste - Vitesse

Cycling
Men
Track - Sprint

2nd round repêchage

Heat 1

Heat	Clas.	No.	Name	Ctry.	Result	(km/h)	
1	1	0161	ANDREWS, J. D.	NZL	0:11.251	63.994	Q
1	2	0158	VAN HAMEREN, D. J.	NED			
2	1	0082	KOVCH, NIKOLAI	EUN	0:12.000	60.000	Q
2	2	0021	ALLEYNE, L.	BAR			
3	1	0125	CHIAPPA, R.	ITA	0:11.106	64.829	Q
3	2	0189	CHEESMAN, M.	TRI			
4	1	0177	FURRER, ROLF	SUI	0:11.700	61.538	Q
4	2	0116	TULUS WIDODO, K.	INA			
5	1	0135	KOJIMA, KEIJI	JPN	0:11.212	64.216	Q
5	2	0129	MYERS, ANDREW M.	JAM			
6	1	0182	JERABEK, J.	TCH	0:11.532	62.434	Q
6	2	0047	GONZALEZ JIMENEZ, J.J.	COL			
7	1	0142	KIKSIS, AINARS	LAT	0:11.327	63.564	Q
7	2	0173	BLOCH, SEAN	RSA			

Heat	Clas.	No.	Name	Ctry.	Result	(km/h)	
1	1	0082	KOVCH, NIKOLAI	EUN	0:11.971	60.145	Q
1	2	0182	JERABEK, J.	TCH			
2	1	0161	ANDREWS, J.DAVID	NZL	0:11.701	61.533	Q
2	2	0177	FURRER, ROLF	SUI			
3	1	0125	CHIAPPA, ROBERTO	ITA	0:11.264	63.920	Q
3	2	0142	KIKSIS, AINARS	LAT			Q
3	3	0135	KOJIMA, KEIJI	JPN			

Heat	Clas.	No.	Name	Ctry.	Result	(km/h)	
1	1	0101	FIEDLER, JENS	GER	0:11.285	63.801	Q
1	2	0142	KIKSIS, AINARS	LAT			
1	3	0023	SCHOEFS, ERIC	BEL			
2	1	0017	NEIWAND, G. M.	AUS	0:11.112	64.794	Q
2	2	0089	MAGNE, FREDERIC	FRA			
2	3	0125	CHIAPPA, ROBERTO	ITA			
3	1	0040	HARNETT, C. M.	CAN	0:10.994	65.490	Q
3	2	0161	ANDREWS, J. DAVID	NZL			
3		0193	CARPENTER, KEN	USA	DC		
4	1	0069	MORENO PERIÑAN, J. M.	ESP	0:11.216	64.194	Q
4	2	0082	KOVCH, NIKOLAI	EUN			
4	3	0006	LOVITO MORALES, J.M.	ARG			

3rd round repêchage

Heat 1

Heat	Clas.	No.	Name	Ctry.	Result	(km/h)	
1	1	0006	LOVITO MORALES, J.M.	ARG	0:11.266	63.909	Q
1	2	0142	KIKSIS, AINARS	LAT			
2	1	0193	CARPENTER, KEN	USA	0:11.390	63.213	Q
2	2	0089	MAGNE, FREDERIC	FRA			
3	1	0125	CHIAPPA, ROBERTO	ITA	0:11.137	64.649	Q
3	2	0161	ANDREWS, JON D.	NZL			
4	1	0082	KOVCH, NIKOLAI	EUN	0:11.577	62.192	Q
4	2	0023	SCHOEFS, ERIC	BEL			

Quarter final

Heat 1

Heat	Clas.	No.	Name	Ctry.	Time 1st leg	Spd.(km/h)	Time 2nd leg	Spd.(km/h)	Time 3rd leg	Spd.(km/h)
1	1	0101	FIEDLER, JENS	GER	0:10.883	66.158	0:11.322	63.593		
1	2	0193	CARPENTER, KEN	USA						
2	1	0017	NEIWAND, GARRY MALCOLM	AUS	0:11.375	63.296	0:11.576	62.197		
2	2	0006	LOVITO MORALES, JOSE MARIA	ARG						
3	1	0040	HARNETT, CURTIS M.	CAN	0:11.183	64.383	0:11.161	64.510		
3	2	0082	KOVCH, NIKOLAI	EUN						
4	1	0125	CHIAPPA, ROBERTO	ITA	0:11.134	64.666	0:11.325	63.576		
4	2	0069	MORENO PERIÑAN, JOSE MANUEL	ESP						

Final 5-8

Heat 1

Clas.	Number	Name	Ctry.	Result	Spd.(km/h)
1	0193	CARPENTER, KEN	USA	0:11.648	61.813
2	0006	LOVITO MORALES, JOSE MARIA	ARG		
3	0082	KOVCH, NIKOLAI	EUN		
4	0069	MORENO PERIÑAN, JOSE M.	ESP		



Ciclisme
Homes
Pista - Velocitat

Ciclismo
Hombres
Pista - Velocidad

Cyclisme
Hommes
Piste - Vitesse

Cycling
Men
Track - Sprint

Semi-final

Heat	Clas. No.	Name	Time 1st leg	Spd.(km/h)	Time 2nd leg	Spd.(km/h)	Time 3rd leg	Spd.(km/h)	Ctry.
1	1	0101 FIEDLER, JENS	0:10.791	66.722	0:11.279	63.835			GER
1	2	0125 CHIAPPA, ROBERTO							ITA
2	1	0017 NEIWAND, GARRY MALCOLM	0:10.912	65.982	0:11.293	63.756			AUS
2	2	0040 HARNETT, CURTIS M.							CAN

Final

Heat	Clas. No.	Name	Time 1st leg	Spd.(km/h)	Time 2nd leg	Spd.(km/h)	Time 3rd leg	Spd.(km/h)	Ctry.
1	1	0101 FIEDLER, JENS	0:10.995	65.484	0:10.778	66.802			GER
1	2	0017 NEIWAND, GARRY MALCOLM							AUS
2	1	0040 HARNETT, CURTIS M.	0:10.930	65.873	0:11.102	64.853			CAN
2	2	0125 CHIAPPA, ROBERTO							ITA

Summary

Clas.	No.	Name	Cl. 1st leg	Time 1st leg	Cl. 2nd leg	Time 2nd leg	Cl. 3rd leg	Time 3rd leg	Ctry.
1	Gold	0101 FIEDLER, JENS	1	0:10.995	1	0:10.778			GER
2	Silver	0017 NEIWAND, GARRY MALCOLM	2		2				AUS
3	Bronze	0040 HARNETT, CURTIS M.	1	0:10.930	1	0:11.102			CAN
4		0125 CHIAPPA, ROBERTO	2		2				ITA

Clas.	No.	Name	Cl. 1st leg	Time 1st leg	Cl. 2nd leg	Time 2nd leg	Cl. 3rd leg	Time 3rd leg	Ctry.
5		0193 CARPENTER, KEN		0:11.648					USA
6		0006 LOVITO MORALES, JOSE MARIA							ARG
7		0082 KOVCH, NIKOLAI							EUN
8		0069 MORENO PERIÑAN, JOSE MANUEL							ESP



Ciclisme
Homes
Pista - Persecució individual

Ciclismo
Hombres
Pista - Persecución individual

Cyclisme
Hommes
Piste - Poursuite Individuelle

Cycling
Men
Track - Individual pursuit

Clas.	No.	Name	T. 1 km	T. 2 km	T. 3 km	Fin.time	Spd.(km/h)	Heat	Ctry.
1	0094	BOARDMAN, CHRISTOPHER MILES	1:10.290	2:15.635	3:21.463	4:27.357	53.860	12	GBR
2	0105	LEHMANN, JENS	1:10.243	2:16.524	3:23.396	4:30.054	53.322	15	GER
3	0014	KINGSLAND, MARK LYLE	1:09.836	2:16.955	3:24.485	4:31.033	53.130	9	AUS
4	0160	ANDERSON, GARY JOHN	1:11.719	2:19.159	3:26.651	4:32.253	52.891	15	NZL
5	0087	ERMENAULT, PHILIPPE	1:10.505	2:17.240	3:25.438	4:33.892	52.575	12	FRA
6	0199	SUNDQUIST, CARL	1:11.610	2:19.241	3:26.930	4:34.390	52.480	10	USA
7	0077	GONTCHENKOV, ALEXANDRE	1:11.046	2:16.764	3:24.279	4:35.057	52.352	14	EUN
8	0061	PETERSEN, JAN BO	1:12.020	2:18.967	3:26.859	4:35.904	52.192	14	DEN
9	0022	MATHY, CEDRIC	1:11.437	2:18.155	3:26.120	4:37.288	51.931	13	BEL
10	0121	BELTRAMI, IVAN	1:11.280	2:19.346	3:29.053	4:39.645	51.493	11	ITA
11	0169	KARSNICKI, ROBERT	1:11.240	2:21.339	3:30.768	4:39.836	51.458	8	POL
12	0155	KNAVEN, SERVAIS	1:10.347	2:18.718	3:28.868	4:40.436	51.348	13	NED
13	0180	BALDRIAN, MICHAL	1:11.770	2:20.782	3:31.086	4:41.724	51.113	10	TCH
14	0064	ALPERI PLAZA, ADOLFO	1:08.478	2:17.672	3:29.924	4:42.538	50.966	16	ESP
15	0039	BELCOURT, MICHAEL JOHN	1:13.623	2:23.538	3:33.755	4:43.135	50.859	7	CAN

Clas.	No.	Name	T. 1 km	T. 2 km	T. 3 km	Fin.time	Spd.(km/h)	Heat	Ctry.
16	0132	EHARA, MASAMITSU	1:11.909	2:21.579	3:32.617	4:44.412	50.630	7	JPN
17	0178	KUNZ, VIKTOR	1:09.985	2:20.269	3:32.953	4:45.539	50.430	11	SUI
18	0108	PORTELANOS, GEORGIOS	1:13.147	2:23.467	3:34.862	4:46.345	50.288	6	GRE
19	0145	MATT, PATRICK	1:12.196	2:22.344	3:34.602	4:46.982	50.177	3	LIE
20	0050	VARGAS GUTIERREZ, ALBERNY	1:14.079	2:25.098	3:37.589	4:49.067	49.815	3	COL
21	0167	LEDGARD GRIMM, ANTHONY	1:16.523	2:27.020	3:38.975	4:49.626	49.719	2	PER
22	0146	MURUGAYAN, KUMARESAN	1:13.746	2:27.259	3:42.871	4:59.049	48.152	1	MAS
23	0188	WENG, YU-YI	1:14.693	2:28.717	3:43.678	5:00.519	47.917	1	TPE
24	0110	GARCIA, MANUEL ALFONSO	1:17.875	2:32.843	3:49.387	5:03.997	47.368	4	GUM
25	0118	AFSHARIAN TARSHIZ, MEHRDAD	1:14.917	2:29.041	3:46.894	5:08.184	46.725	4	IRI
	0005	LOPEZ LOZA, HERNAN MARIO	1:14.800	2:28.140	3:43.203				ARG
	0159	KJAERGAARD, STEFFEN	1:12.012	2:20.941	3:31.634				NOR
	0174	LANGE, MALCOLM	1:12.391	2:29.581					RSA
	0002	PETERS, ROBERT	1:19.665	2:38.882					ANT
	0055	DOMINGUEZ ROMERO, RAUL							CUB
									NP
									5



Ciclisme
Homes
Pista - Persecució individual

Ciclismo
Hombres
Pista - Persecución individual

Cyclisme
Hommes
Piste - Poursuite Individuelle

Cycling
Men
Track - Individual pursuit

Quarter final
Heat 2

Heat	Group	Clas.	No.	Name	Ctry.					Fin.time	Dif.	Spd.(km/h)	
						T. 1 km	Dif.1	T. 2 km	Dif. 2				T. 3 km
1	B	1	0155	KNAVEN, SERVAIS	NED								
						1:11.376		2:19.431		3:27.744		4:36.541	52.071
1	B	2	0180	BALDRIAN, MICHAL	TCH								
						1:11.563	-0.187	2:20.685	- 1.254	3:30.134-	2.390	4:39.625-3.084	51.497
2	B	1	0064	ALPERI PLAZA, ADOLFO	ESP								
						1:10.070		2:16.688		3:25.578		4:34.760	52.409
2	B	2	0169	KARSNICKI, ROBERT	POL								
						1:10.752	+0.682	2:19.052	+ 2.364	3:27.524+	1.946	4:35.184+0.424	52.328
3	B	1	0121	BELTRAMI, IVAN	ITA								
						1:11.924		2:19.300		3:27.545		4:36.150	52.145
3	B	2	0039	BELCOURT, MICHAEL JOHN	CAN								
						1:14.582	-2.658	2:23.945	4.645	3:33.445 -	5.900	4:42.441-6.291	50.984
4	B	1	0022	MATHY, CEDRIC	BEL								
						1:11.925		2:19.047		3:26.466		4:33.942	52.565
4	B	2	0132	EHARA, MASAMITSU	JPN								
						1:11.248	+0.677	2:20.384	1.337	3:29.669 -	3.203	4:41.287-7.345	51.193

Semi-final
Heat 1

Heat	Group	Clas.	No.	Name	Ctry.					Fin.time	Dif.	Spd.(km/h)	
						T. 1 km	Dif. 1	T. 2 km	Dif. 2				T. 3 km
1	1		0105	LEHMANN, JENS	GER								
						1:09.091		2:13.648		3:19.528		4:27.230	53.886
1	2		0160	ANDERSON, GARY JOHN	NZL								
						1:10.597	-1.506	2:16.760	- 3.112	3:23.372 -	3.844	4:31.061-3.831	53.124
2	1		0094	BOARDMAN, CHRISTOPHER MILES	GBR								
						1:10.199		2:15.931		3:21.637		4:29.332	53.465
2	2		0014	KINGSLAND, MARK LYLE	AUS								
						1:11.235	-1.036	2:17.819	- 1.888	3:24.908 -	3.271	4:32.716-3.384	52.802

Summary

Clas.	No.	Name	Best time	Spd.(km/h)	Ctry.	Heat	Phs.
1	Gold	0094	BOARDMAN, CHRISTOPHER MILES		GBR	1	Final
2	Silver	0105	LEHMANN, JENS		GER	1	Final
			RJ				
3	Bronze	0160	ANDERSON, GARY JOHN		NZL	1	Semi-final
			4:31.061	53.124			
4		0014	KINGSLAND, MARK LYLE		AUS	2	Semi-final
			4:32.716	52.802			
5		0087	ERMENAUULT, PHILIPPE		FRA	5	Q. finals
			4:28.838	53.563			
6		0022	MATHY, CEDRIC		BEL	4	Q. finals
			4:33.942	52.565			
7		0064	ALPERI PLAZA, ADOLFO		ESP	2	Q. finals
			4:34.760	52.409			
8		0121	BELTRAMI, IVAN		ITA	3	Q. finals
			4:36.150	52.145			

Heat	Group	Clas.	No.	Name	Ctry.					Fin.time	Dif.	Spd.(km/h)	
						T. 1 km	Dif. 1	T. 2 km	Dif. 2				T. 3 km
5	A	1	0160	ANDERSON, GARY JOHN	NZL								
						1:11.220		2:17.535		3:23.109		4:27.954	53.740
5	A	2	0087	ERMENAUULT, PHILIPPE	FRA								
						1:09.865	+1.355	2:15.934	+ 1.601	3:22.791+	0.318	4:28.838-0.884	53.563
6	A	1	0014	KINGSLAND, MARK LYLE	AUS								
						1:10.120		2:16.517		3:22.935		4:29.173	53.497
6	A		0199	SUNDQUIST, CARL	USA								
						1:11.359	-1.239	2:18.757	- 2.240	3:27.807 -	4.872	RJ	51.710
7	A	1	0105	LEHMANN, JENS	GER								
						1:09.872		2:15.538		3:21.953		4:27.715	53.788
7	A		0077	GONTCHENKOV, ALEXANDRE	EUN								
						1:11.457	-1.585	2:17.945	- 2.407	3:27.390 -	5.437	RJ	
8	A	1	0094	BOARDMAN, CHRISTOPHER MILES	GBR								
						1:09.411		2:13.673		3:18.131		4:24.496	54.443
8	A		0061	PETERSEN, JAN BO	DEN								
						1:12.175	-2.764	2:19.563	- 5.890			RJ	

Final

Clas.	No.	Name	Best time	Spd.(km/h)	Ctry.	Heat	Phs.			
1		0094	BOARDMAN, CHRISTOPHER MILES		GBR					
			1:10.325	2:15.578			48.160			
		0105	LEHMANN, JENS		GER					
			1:11.353	+1.028	2:18.379 +	2.801	3:27.357+	5.708	RJ	0



Ciclisme
Homes
Pista - Persecució per equips

Ciclismo
Hombres
Pista - Persecución por equipos

Cyclisme
Hommes
Piste - Poursuite par équipes

Cycling
Men
Track - Team pursuit

Eliminatory round

Heat 1

Clas.	Ctry.	T. 1 km	T. 2 km	T.3 km	Fin.time	Spd.(km/h)	Heat
1	AUS Australia	1:06.490	2:07.819	3:09.525	4:11.245	57.314	19 UWR Q
2	GER Germany	1:07.002	2:09.577	3:13.050	4:14.934	56.485	21 Q
3	ITA Italy	1:06.387	2:08.960	3:11.997	4:15.103	56.447	11 UWR Q
4	DEN Denmark	1:07.796	2:10.787	3:13.712	4:17.719	55.874	18 Q
5	GBR Great Britain	1:08.545	2:11.903	3:15.293	4:19.126	55.571	10 Q
6	EUN Unified Team	1:06.409	2:08.912	3:13.559	4:19.343	55.524	20 Q
7	NZL New Zealand	1:08.674	2:12.946	3:17.340	4:21.145	55.141	17 Q
8	TCH Czech and Slovak Fed. Republic	1:07.581	2:12.467	3:17.071	4:21.687	55.027	15 Q
9	USA United States of America	1:08.211	2:11.785	3:17.315	4:22.963	54.760	12
10	ESP Spain	1:08.577	2:13.116	3:17.137	4:23.013	54.750	13
11	FRA France	1:07.974	2:11.561	3:17.410	4:23.924	54.561	14

Clas.	Ctry.	T. 1 km	T. 2 km	T. 3 km	Fin.time	Spd.(km/h)	Heat
12	NED Netherlands	1:09.833	2:14.706	3:20.152	4:25.693	54.197	16
13	CUB Cuba	1:08.856	2:14.203	3:20.550	4:27.060	53.920	7
14	KOR Korea	1:09.494	2:14.951	3:21.544	4:27.706	53.790	9
15	JPN Japan	1:11.073	2:17.828	3:24.262	4:32.484	52.847	5
16	MEX Mexico	1:08.668	2:16.588	3:25.695	4:32.834	52.779	4
17	ARG Argentina	1:11.674	2:19.628	3:27.647	4:33.860	52.581	6
18	COL Colombia	1:12.332	2:19.699	3:27.537	4:36.086	52.157	8
19	IRI Islamic Republic of Iran	1:11.671	2:22.344	3:33.899	4:45.745	50.394	1
20	GUM Guam	1:21.374	2:40.358	4:01.543	5:23.366	44.531	3
	POL Poland						NP 2

Quarter final

Heat 1

Heat	Clas.	Ctry.	T. 1 km	Dif. 1	T. 2 km	Dif. 2	T. 3 km	Dif. 3	Fin.time	Spd.(km/h)
1	1	DEN Denmark	1:07.550		2:09.400		3:11.010		4:12.270	57.081 Q
1	2	GBR Great Britain	1:06.840	+0.710	2:08.820	+ 0.580	3:11.535-	0.525	4:14.350	56.614
2	1	ITA Italy	1:06.145		2:08.885		3:12.320		4:15.440	56.373 Q
2	2	EUN Unified Team	1:07.460	-1.315	2:09.330	- 0.445	3:12.625-	0.305	4:16.685	56.099

Heat	Clas.	Ctry.	T. 1 km	Dif. 1	T. 2 km	Dif. 2	T. 3 km	Dif. 3	Fin.time	Spd.(km/h)
3	1	GER Germany	1:05.420		2:06.040		3:08.705		4:10.980	57.375 Q
3	2	NZL New Zealand	1:07.711	-2.291	2:09.748	- 3.708	3:15.574-	6.869		RJ
4	1	AUS Australia	1:06.203		2:06.756		3:07.795		4:10.438	57.499 Q
4	2	TCH Czech and Slovak Fed. Republic	1:07.285	-1.082	2:11.119	- 4.363	3:15.460-	7.665		RJ

Semi-final

Heat 1

Heat	Clas.	Ctry.	T. 1 km	Dif. 1	T. 2 km	Dif. 2	T.3 km	Dif. 3	Fin.time	Spd.(km/h)
1	1	GER Germany	1:06.185		2:06.887		3:07.871		4:10.446	57.497 Q
1	2	DEN Denmark	1:08.234	-2.049	2:10.252	- 3.365	3:12.489-	4.618	4:15.860	56.280
2	1	AUS Australia	1:06.264		2:07.923		3:11.150		4:15.705	56.314 Q
2	2	ITA Italy	1:07.307	-1.043	2:10.433	- 2.510	3:14.877-	3.727	4:18.291	55.751

Final

Clas.	Ctry.	T. 1 km	Dif. 1	T. 2 km	Dif. 2	T.3 km	Dif. 3	Fin.time	Spd.(km/h)
1	GER Germany	1:06.003		2:06.422		3:07.289		4:08.791	57.879 UWR
2	AUS Australia	1:06.409	-0.406	2:07.283	- 0.861	3:08.898	- 1.609	4:10.218	57.549

Summary

Clas.	Ctry.	Fn. time	Spd.(km/h)
1	Gold GER Germany	4:08.791	57.879
2	Silver AUS Australia	4:10.218	57.549
3	Bronze DEN Denmark	4:15.860	56.280
4	ITA Italy	4:18.291	55.751

Clas.	Ctry.	Fn. time	Spd.(km/h)
5	GBR Great Britain	4:14.350	56.614
6	EUN Unified Team	4:16.685	56.099
7	NZL New Zealand	RJ	
8	TCH Czech and S. Fed. Rep.	RJ	



Ciclisme
Homes
Pista - Persecució per equips

Ciclismo
Hombres
Pista - Persecución por equipos

Cyclisme
Hommes
Piste - Poursuite par équipes

Cycling
Men
Track - Team pursuit

Team	No.	Name
Argentina	0003	COLLA ANACORETO, ANGEL DARIO
	0004	GUGLIELMONE, GUSTAVO ALBERTO
	0007	PEREZ, CARLOS ALBERTO
	0008	PLACANICA BONETTI, FAVIO OSCAR
Australia	0012	AITKEN, BRETT
	0016	MCGLEDE, STEPHEN JOHN
	0018	O'BRIEN, SHAUN WILLIAM
	0019	O'GRADY, STUART PETER
Colombia	0048	LOPEZ HENAO, ESTEBAN
	0049	SIERRA ORREGO, FERNANDO
	0050	VARGAS GUTIERREZ, ALBERNY
	0051	VELASQUEZ DE LA CUESTA, JOSE
Cuba	0052	CABRERA MARRERO, CONRADO A.
	0053	CASTRO QUINTANA, EUGENIO
	0054	DE LA CRUZ MORALES, NOEL A.
	0055	DOMINGUEZ ROMERO, RAUL
Czech S. Fed. Rep.	0181	BUCHTA, SVATOPLUK
	0183	JURICKY, RUDOLF
	0184	PANACEK, JAN
	0186	TESAR, PAVEL
Denmark	0057	FROST, DAN
	0059	MADSEN, JIMMI
	0061	PETERSEN, JAN BO
	0062	SANDSTOD, MICHAEL
	0060	NILSEN, KLAUS KYNDE
France	0086	DAGORNE, HERVE
	0087	ERMENAUULT, PHILIPPE
	0092	PANDELE, DANIEL
	0093	POTIE, PASCAL

Team	No.	Name
Germany	0103	GLOECKNER, MICHAEL
	0105	LEHMANN, JENS
	0106	STEINWEG, STEFAN
	0102	FULST, GUIDO
	0107	WALZER, ANDREAS
Great Britain	0094	BOARDMAN, CHRISTOPHER MILES
	0095	JENNINGS, PAUL DOUGLAS
	0097	STEEL, BRYAN
	0099	SWORD, GLEN
Guam	0109	GARCIA, JAZY FERNANDEZ
	0110	GARCIA, MANUEL ALFONSO
	0111	MARTIN, ANDREW DAVID
	0112	SANTOS, MARTIN PAUL
Islamic Rep. of Iran	0260	EBRAHIM NAJAT, NIMA
	0118	AFSHARIAN TARSHIZ, MEHRDAD
	0119	BANNA, MOHAMMAD REZA
	0120	NASERI, MAJID
Italy	0121	BELTRAMI, IVAN
	0122	BRASI, ROSSANO FRANCESCO
	0124	CERIOLI, IVAN
	0126	LOMBARDI, GIOVANNI
	0128	TREZZI, FABRIZIO
Japan	0130	ANDO, YASUHIRO
	0132	EHARA, MASAMITSU
	0133	HASHISAKO, NAKIYO
	0136	MADARAME, MAKIO
Korea	0137	JI, SUNG HWAN
	0138	KIM, YONG - KYU
	0139	PARK, MIN-SOO
	0140	WON, CHANG YONG

Team	No.	Name
Mexico	0147	GARCIA CRUZ, ARTURO
	0148	MUCIÑO ARVIZU, CESAR AUGUSTO
	0149	VAZQUEZ MEDINA, JESUS
	0151	ZARAGOZA FLORES, MARCO ANTONIO
Netherlands	0157	VAN DER STEEN, NIELS
	0153	BROEREN, GERBEN
	0154	CENT, ERIK
	0155	KNAVEN, SERVAIS
New Zealand	0160	ANDERSON, GARY JOHN
	0162	DONNELLY, NIGEL JAMES
	0163	MARRYATT, CARLOS PAUL
	0166	WILLIAMS, STUART WARWICK
	0164	MCLEAY, GLENN LEROY
Poland	0170	KREJNER, GRZEGORZ
	0171	LESNIEWSKI, MAREK
	0172	PAWLAK, WOJCIECH
	0168	BARANOWSKI, DARIUSZ
Spain	0064	ALPERI PLAZA, ADOLFO
	0065	AYNAT FERRAGUT, GABRIEL
	0066	GARRIDO GARCIA, JONATHAN
	0068	GONZALEZ CAPILLA, SANTOS
Unified Team	0075	BATOURO, VALERI
	0077	GONTCHENKOV, ALEXANDRE
	0083	NELIOUBINE, DMITRI
	0084	SAPRYKINE, ROMAN
	0080	KIUZNETZOV, NIKOLAI
United S. of America	0198	POLLAK, JIM
	0194	COLETTA, CHRIS
	0195	COPELAND, DIRK O.
	0196	HAMON, MATTHEW

159



Ciclisme
Homes
Pista - Cursa de puntuació

Ciclismo
Hombres
Pista - Carrera de puntuación

Cyclisme
Hommes
Piste - Course individuelle par points

Cycling
Men
Track - Individual points race

Eliminatory round

Heat 2

Clas.	Number	Name	Ctry.	Laps		Pos. achieved			
				behind	Points	1	2	3	4
1	0016	MCGLEDE, STEPHEN J.	AUS		16	2	0	2	2
2	0164	MCLEAY, GLENN LEROY	NZL		15	1	1	1	6
3	0145	MATT, PATRICK	LIE		3	0	1	0	0
4	0185	TESAR, LUBOR	TCH	-1	32	1	5	3	1
5	0126	LOMBARDI, GIOVANNI	ITA	-1	28	1	5	1	1
6	0102	FULST, GUIDO	GER	-1	21	4	0	0	0
7	0156	VAN BON, LEON	NED	-1	21	1	3	2	0
8	0052	CABRERA MARRERO, C. A.	CUB	-1	18	2	1	0	0
9	0114	SOMOGYI, MIKLOS	HUN	-1	13	2	1	0	0
10	0022	MATHY, CEDRIC	BEL	-1	13	1	0	3	0

Clas.	Number	Name	Ctry.	Laps		Pos. achieved			
				behind	Points	1	2	3	4
11	0131	DAIMON, HIROSHI	JPN	-1	12	2	0	0	2
12	0011	SUAREZ GAUNA, ERMINIO A.	ARG	-1	11	0	1	3	1
13	0139	PARK, MIN-SOO	KOR	-1	10	1	0	1	2
14	0143	UDRIS, ARNOLDS	LAT	-1	10	0	1	2	2
15	0045	DROUETT HIDALGO, M. A.	CHI	-1	7	1	0	1	0
16	0065	AYNAT FERRAGUT, G.	ESP	-1	7	1	0	1	0
17	0108	PORTELANOS, G.	GRE	-1	3	0	1	0	1
18	0042	MALOIS, JOHN	CAN	-1	1	0	0	0	1
	0120	NASERI, MAJID	IRI		AB	0	0	0	1
	0044	MERREN, CRAIG T.	CAY		NP	0	0	0	0

Eliminatory round

Heat 1

Clas.	Number	Name	Ctry.	Laps		Pos. achieved			
				behind	Points	1	2	3	4
1	0096	LILLISTONE, SIMON A.	GBR		9	0	2	1	1
2	0252	STOCHER, FRANZ	AUT	-1	31	3	3	2	3
3	0090	MAGNIN, ERIC	FRA	-1	30	4	2	1	1
4	0150	YOSHIMATZ SOTOMAYOR, M.	MEX	-1	28	2	4	1	1
5	0078	JAKOVLEV, VASSILI	EUN	-1	23	1	1	2	4
6	0051	VELASQUEZ DE LA CUESTA, J.	COL	-1	22	3	0	0	2

Clas.	Number	Name	Ctry.	Laps		Pos. achieved			
				behind	Points	1	2	3	4
7	0176	AESCHBACH, ANDREAS	SUI	-1	18	2	1	3	1
8	0057	FROST, DAN	DEN	-1	17	1	1	3	1
9	0190	SAMUEL, GENE	TRI	-1	17	0	4	1	0
10	0146	MURUGAYAN, K.	MAS	-1	11	1	0	1	2
11	0046	LI, WENKAI	CHN	-1	8	1	1	0	0
12	0172	PAWLAK, WOJCIECH	POL	-1	7	0	0	3	2



Ciclisme
Homes
Pista - Cursa de puntuació

Ciclismo
Hombres
Pista - Carrera de puntuación

Cyclisme
Hommes
Piste - Course individuelle par points

Cycling
Men
Track - Individual points race

Clas. Number	Name	Ctry.	Laps		Pos. achieved			
			behind	Points	1	2	3	4
13	0192 CARNEY, JAMES M.	USA	-1	6	0	0	1	2
14	0028 ALMEIDA LOURO, F.	BRA	-1	5	1	0	0	0
15	0188 WENG, YU-YI	TPE	-2	10	1	1	1	0
	0001 LLOYD, NEIL	ANT	-1	AB	0	0	0	0
	0175 RICHARDSON, SCOTT	RSA	-1	AB	0	0	0	0
	0255 POPEKOV, DUSAN	IOP	-3	AB	0	0	0	0
	0113 RICHMOND, AUBREY	GUY	-3	AB	0	0	0	0

Final

Clas. Number	Name	Ctry.	Laps		Pos. achieved			
			behind	Points	1	2	3	4
1	0126 LOMBARDI, GIOVANNI	ITA		44	2	9	0	1
2	0156 VAN BON, LEON	NED		43	6	2	2	2
3	0022 MATHY, CEDRIC	BEL		41	4	3	3	1
4	0164 MCLEAY, GLENN LEROY	NZL		30	3	3	1	2
5	0185 TESAR, LUBOR	TCH		30	3	3	2	2
6	0090 MAGNIN, ERIC	FRA		24	3	1	2	2
7	0102 FULST, GUIDO	GER		24	3	0	2	0
8	0176 AESCHBACH, ANDREAS	SUI		23	2	1	3	2
9	0252 STOCHER, FRANZ	AUT		18	1	0	5	3
10	0011 SUAREZ GAUNA, E. A.	ARG		16	2	1	0	2
11	0131 DAIMON, HIROSHI	JPN		14	2	1	0	1
12	0172 PAWLAK, WOJCIECH	POL		12	1	1	1	2

Clas. Number	Name	Ctry.	Laps		Pos. achieved			
			behind	Points	1	2	3	4
13	0052 CABRERA MARRERO, C. A.	CUB		12	1	2	0	1
14	0150 YOSHIMATZ SOTOMAYOR, M.	MEX		11	0	1	4	0
15	0057 FROST, DAN	DEN		7	0	1	2	0
16	0051 VELASQUEZ DE LA CUESTA, J.	COL		6	0	1	0	3
17	0145 MATT, PATRICK	LIE		5	0	0	1	3
18	0096 LILLISTONE, SIMON A.	GBR		5	0	1	1	0
19	0190 SAMUEL, GENE	TRI		4	0	0	1	2
20	0046 LI, WENKAI	CHN		1	0	0	0	1
21	0146 MURUGAYAN, K.	MAS		0	0	0	0	0
	0016 MCGLEDE, STEPHEN J.	AUS	-2	EL	0	1	1	0
	0114 SOMOGYI, MIKLOS	HUN	-2	EL	0	0	0	0
	0078 JAKOVLEV, VASSILI	EUN		AB	0	1	2	3

160



Ciclisme
Homes
Carretera - Cursa en línia

Ciclismo
Hombres
Carretera - Carrera en línea

Cyclisme
Hommes
Route - Course individuelle sur route

Cycling
Men
Road - Individual road race

Clas. Number	Name	Ctry.	Result	Dif. 1
1	0106 CASARTELLI, FABIO	ITA	4:35:21	
2	0125 DEKKER, ERIK	NED	4:35:22	0:00:01
3	0258 OZOLS, DAINIS	LAT	4:35:24	0:00:03
4	0088 ZABEL, ERIK	GER	4:35:56	0:00:35
5	0061 AUS, LAURI	EST	4:35:56	0:00:35
6	0150 SYPYKOWSKI, ANDRZEJ	POL	4:35:56	0:00:35
7	0068 BOLAY, SYLVAIN	FRA	4:35:56	0:00:35
8	0117 PIZIKS, ARVIS	LAT	4:35:56	0:00:35
9	0062 KODANIPORK, RAIDO	EST	4:35:56	0:00:35
10	0011 RICE, GRANT	AUS	4:35:56	0:00:35
11	0050 MICHAELSEN, LARS	DEN	4:35:56	0:00:35
12	0234 LAFIS, MICHEL	SWE	4:35:56	0:00:35
13	0159 GULLER, URS	SUI	4:35:56	0:00:35
14	0189 ARMSTRONG, LANCE E.	USA	4:35:56	0:00:35
15	0053 EDO ALSINA, ANGEL	ESP	4:35:56	0:00:35
16	0012 SMITH, DARREN ROSS	AUS	4:35:56	0:00:35
17	0127 GROENENDAAL, R.	NED	4:35:56	0:00:35
18	0049 ANDERSEN, C. F.	DEN	4:35:56	0:00:35
19	0163 MEIER, ROLAND	SUI	4:35:56	0:00:35
20	0111 REBELLIN, DAVIDE	ITA	4:35:56	0:00:35
21	0114 FUJINO, TOMOKAZU	JPN	4:35:56	0:00:35
22	0147 MICKIEWICZ, JACEK	POL	4:35:56	0:00:35
23	0227 SARKAUSKAS, SAULIUS	LTU	4:35:56	0:00:35
24	0055 GARCIA ARNANDIS, KIKO	ESP	4:35:56	0:00:35
25	0180 TRKAL, FRANTISEK	TCH	4:35:56	0:00:35
26	0212 VIGNADUZZI, GIANNI	CAN	4:35:56	0:00:35
27	0177 KEJVAL, MILOSLAV	TCH	4:35:56	0:00:35

Clas. Number	Name	Ctry.	Result	Dif. 1
28	0031 MAGALHAES AZEVEDO, W.	BRA	4:35:56	0:00:35
29	0015 LUTTENBERGER, PETER	AUT	4:35:56	0:00:35
30	0087 WESEMANN, STEFFEN	GER	4:35:56	0:00:35
31	0203 PEREZ FONT, XAVIER	AND	4:35:56	0:00:35
32	0101 KIMMAGE, KEVIN P.	IRL	4:35:56	0:00:35
33	0067 RIABOUCHENKO, S.	EUN	4:35:56	0:00:35
34	0051 MOLLER, CLAUS MICHAL	DEN	4:35:56	0:00:35
35	0099 HENRY, CONOR	IRL	4:35:56	0:00:35
36	0078 HEMPSALL, SIMEON	GBR	4:35:56	0:00:35
37	0193 PEDDIE, TIMOTHY	USA	4:35:56	0:00:35
38	0137 STENERSEN, BJORN M.	NOR	4:35:56	0:00:35
39	0241 TANG, XUEZHONG	CHN	4:35:56	0:00:35
40	0200 MAYA LIZCANO, C. A.	VEN	4:35:56	0:00:35
41	0211 SAGARD, NATHAEL	CAN	4:35:56	0:00:35
42	0093 MILENKOVIC, A.	IOP	4:35:56	0:00:35
43	0052 ROSERO, JUAN CARLOS	ECU	4:35:56	0:00:35
44	0216 ZHU, ZHENGJUN	CHN	4:35:56	0:00:35
45	0132 JOHNSEN, LARS K.	NOR	4:35:56	0:00:35
46	0197 MONSALVE MADRID, H.	VEN	4:35:56	0:00:35
47	0249 KOCHHELENKO, PETR	EUN	4:35:56	0:00:35
48	0074 PASCAL, HERVE	FRA	4:35:56	0:00:35
49	0048 ROBLES LOPEZ, JOSE A.	COL	4:35:56	0:00:35
50	0237 MOREIRA WUILMAN, F. A.	URU	4:35:56	0:00:35
51	0142 MILLER, GRAEME JOHN	NZL	4:35:56	0:00:35
52	0047 PALACIO MONTOYA, H. I.	COL	4:35:56	0:00:35
53	0143 UDRIS, ARNOLDS	LAT	4:35:56	0:00:35
54	0014 LANGL, ANDREAS	AUT	4:35:56	0:00:35

Clas. Number	Name	Ctry.	Result	Dif. 1
55	0148 PIATEK, ZBIGNIEW	POL	4:35:56	0:00:35
56	0017 TOTSCHNIG, GEORG	AUT	4:35:56	0:00:35
57	0138 STENERSEN, KARSTEN	NOR	4:35:56	0:00:35
58	0091 STEIG, CSABA	HUN	4:35:56	0:00:35
59	0140 FOWLER, BRIAN A.	NZL	4:35:56	0:00:35
60	0075 COOK, DAVID ALAN	GBR	4:35:56	0:00:35
61	0081 STEPHENS, MATT	GBR	4:35:56	0:00:35
62	0209 LANDRY, JACQUES-D.	CAN	4:35:56	0:00:35
63	0156 BONCA, VALTER	SLO	4:35:56	0:00:35
64	0215 WANG, SHUSEN	CHN	4:35:56	0:00:35
65	0103 SLANE, PAUL	IRL	4:35:56	0:00:35
66	0250 BOTCHKOV, ALEXEI	EUN	4:35:56	0:00:35
67	0169 ANDERSSON, MICHAEL	SWE	4:35:56	0:00:35
68	0084 MEYER, CHRISTIAN	GER	4:35:56	0:00:35
69	0179 PADARNOS, PAVEL	TCH	4:35:56	0:00:35
70	0162 MEIER, ARMIN	SUI	4:35:56	0:00:35
71	0243 GUALDI, MIRKO	ITA	4:35:56	0:00:35
72	0124 COMPAS, ROB	NED	4:36:33	0:01:12
73	0139 BAMFORD, THOMAS J. D.	NZL	4:36:41	0:01:20
74	0191 TESITORE CABRERA, S. D.	URU	4:36:52	0:01:31
75	0192 MIONSKI, ROBERT C.	USA	4:42:31	0:07:10
76	0217 NIÑO CORREDOR, L	COL	4:44:05	0:08:44
77	0235 MAGNUSSON, GLENN	SWE	4:44:32	0:09:11
78	0244 CUBRIC, RADISA	IOP	4:45:14	0:09:53
79	0123 ULZJI ORSHIKH, J.	MGL	4:45:14	0:09:53
80	0090 EISENKRAMMER, K.	HUN	4:52:07	0:16:46
81	0175 RICHARDSON, SCOTT	RSA	4:58:25	0:23:04



Ciclisme
Homes
Carretera - Cursa en línia

Ciclismo
Hombres
Carretera - Carrera en línea

Cyclisme
Hommes
Route - Course individuelle sur route

Cycling
Men
Road - Individual road race

Clas.	Number	Name	Ctry.	Result	Dif. 1
82	0003	PEREZ FONT, EMILI	AND	4:58:25	0:23:04
83	0228	MUNKHBAT, DASHJAMTS	MGL	5:02:11	0:26:50
84	0115	FUJITA, KOZO	JPN	5:02:11	0:26:50
85	0001	GONZALEZ FUENTES, J. J.	AND	AB	
86	0002	PETERS, ROBERT	ANT	AB	
87	0004	MARSH, ROBERT F.	ANT	AB	
88	0005	DIRKSZ, LUCIEN P. L.	ARU	AB	
89	0006	VAN VLIET, GERARD L.	ARU	AB	
90	0008	JONKER, PATRICK A.	AUS	AB	
91	0018	OMLOOP, WIM	BEL	AB	
92	0019	THUS, ERWIN	BEL	AB	
93	0020	VANHAECKE, MICHEL E.	BEL	AB	
94	0022	LAMB, DOUGLAS G.	BIZ	AB	
95	0023	LEWIS, MICHAEL D.	BIZ	AB	
96	0024	MEIGHAN, ERNESTO D.	BIZ	AB	
97	0025	GANDAHO, FERNAND C.	BEN	AB	
98	0026	HOUEGBAN, COSSI O. W.	BEN	AB	
99	0030	MAGALHAES AZEVEDO, T.	BRA	AB	
100	0033	QUADRI JUNIOR, H.	BRA	AB	
101	0035	HASAN, SABER M. S.	BRN	AB	
102	0036	KADHEM, JAMEEL J. J.	BRN	AB	
103	0038	BROOKS, DENNIS	CAY	AB	
104	0042	SMITH, MICHELE O.	CAY	AB	
105	0045	DROGUETT HIDALGO, M. A.	CHI	AB	
106	0058	MANCEBO HERRERO, E.	ESP	AB	
107	0070	ABEBE, BIRUK	ETH	AB	

Clas.	Number	Name	Ctry.	Result	Dif. 1
108	0072	ASMEFLASH, G.YESUS	ETH	AB	
109	0073	HAILEMIKAEL, TEKIE	ETH	AB	
110	0096	ESLAMI KOOHPAYEH, H.	IRI	AB	
111	0097	GHAMARI, KHOSROW	IRI	AB	
112	0098	MAHMOUDI SHAHVAR, H.	IRI	AB	
113	0104	FREY, CHESEN BEATTIE	ISV	AB	
114	0109	GARCIA, JAZY F.	GUM	AB	
115	0110	GARCIA, MANUEL A.	GUM	AB	
116	0112	SANTOS, MARTIN PAUL	GUM	AB	
117	0113	RICHMOND, AUBREY	GUY	AB	
118	0116	TANAKA, MITSUTERU	JPN	AB	
119	0122	TUMUR OCHIR, D.	MGL	AB	
120	0145	OCONER, NORBERTO	PHI	AB	
121	0146	MURUGAYAN, K.	MAS	AB	
122	0151	BURGESS, WAYNE	RSA	AB	
123	0153	MPARABANYI, FAUSTIN	RWA	AB	
124	0154	NKURUNZIZA, E.	RWA	AB	
125	0155	NSHIMIYIMANA, A.	RWA	AB	
126	0157	FRISONI, GUIDO	SMR	AB	
127	0174	LANGE, MALCOLM	RSA	AB	
128	0181	AHIKU, KOKU MENSAH	TOG	AB	
129	0182	MOREIRA, KOMI	TOG	AB	
130	0184	AL-ABED, ALI	UAE	AB	
131	0186	BU OSAIBA, MANSOOR	UAE	AB	
132	0188	WENG, YU-YI	TPE	AB	
133	0196	MERCHAN USECHE, R. R.	VEN	AB	

Clas.	Number	Name	Ctry.	Result	Dif. 1
134	0198	AMISI, MOBANCE	ZAI	AB	
135	0199	KIMOTO, SELENGE	ZAI	AB	
136	0204	GONGADJA, VINCENT P.	CAF	AB	
137	0205	NGAITE, OBED BESSAN	CAF	AB	
138	0206	YARAFI, CHRIST NOEL	CAF	AB	
139	0214	BARAUD, STEFAN C. D.	CAY	AB	
140	0221	MAGNIEN, EMMANUEL	FRA	AB	
141	0224	McKAY, MICHAEL HUGH	JAM	AB	
142	0225	TENN, ARTHUR	JAM	AB	
143	0226	ZADOURIAN, VATCHE	LIB	AB	
144	0231	VILLANUEVA, DOMINGO	PHI	AB	
145	0232	JESSURUN, REALDO K.	SUR	AB	
146	0236	BIN OMAIR, KHALIFA	UAE	AB	
147	0240	NGOLOMINGI, NDJIBU	ZAI	AB	
148	0242	ALDOSERI, JAMAL A. Y.	BRN	AB	
149	0245	ARSLANIAN, ARMEN	LIB	AB	
150	0246	ALDOSSARY, MEDHAHI	KSA	AB	
151	0247	ALQOBAISSI, SALEH	KSA	AB	
152	0248	ALTAKRONI, MOHAMMED	KSA	AB	
153	0254	RNJAKOVIC, MIKOS	IOP	AB	
154	0261	LLOYD, NEIL	ANT	AB	
155	0129	MYERS, ANDREW MARK	JAM	NP	
155	0262	GUGLIELMONE, G. A.	ARG	NP	
155	0263	PLACANICA, FAVIO O.	ARG	NP	
155	0264	PRATISSOLI, HUGO D.	ARG	NP	
155	0034	AL DORESI, MAMDOOH H.I.	BRN	NP	



Ciclisme
Homes
Carretera - 100 Km contrarellotge per equips

Ciclismo
Hombres
Carretera - 100 Km contra reloj por equipos

Cyclisme
Hommes
Route - 100 Km contre la montre par équipes

Cycling
Men
Road - 100 Km team time trial

Clas.	Ctry.	T. 25 km		T. 50 km		T. 75 km		Clas.	Result	Spd.(km/h)
		Clas.	Result	Clas.	Result	Clas.	Result			
1	GER	Germany	00:30:00	2	00:56:46	2	01:28:57	1	02:01:39	49.322
2	ITA	Italy	00:29:47	1	00:56:32	1	01:29:03	2	02:02:39	48.920
3	FRA	France	00:30:30	4	00:58:15	3	01:31:29	3	02:05:25	47.841
4	EUN	Unified Team	00:30:10	3	00:58:54	5	01:31:30	4	02:05:34	47.783
5	ESP	Spain	00:30:43	6	00:59:08	6	01:31:40	5	02:06:11	47.550
6	POL	Poland	00:31:03	9	00:59:08	6	01:32:30	7	02:06:34	47.406
7	SUI	Switzerland	00:30:59	8	00:59:26	8	01:32:46	9	02:06:35	47.400
8	TCH	Czech and Slovak Fed. Republic	00:30:46	7	00:59:44	9	01:32:41	8	02:06:44	47.344
9	NED	Netherlands	00:32:04	13	01:00:17	10	01:33:49	11	02:07:49	46.942
10	NZL	New Zealand	00:31:30	10	01:00:50	11	01:33:47	10	02:08:10	46.814
11	NOR	Norway	00:30:36	5	00:58:35	4	01:32:12	6	02:08:25	46.723
12	AUS	Australia	00:31:38	11	01:01:19	12	01:34:44	12	02:09:12	46.440
13	CAN	Canada	00:32:00	12	01:01:21	13	01:34:55	13	02:10:33	45.959

Clas.	Ctry.	T. 25 km		T. 50 km		T. 75 km		Clas.	Result	Spd.(km/h)
		Clas.	Result	Clas.	Result	Clas.	Result			
14	GBR	Great Britain	00:32:16	15	01:01:42	14	01:36:21	14	02:12:14	45.374
15	CHN	People's Republic of China	00:32:42	17	01:02:49	16	01:37:03	16	02:12:38	45.237
16	USA	United States of America	00:32:06	14	01:02:21	15	01:36:31	15	02:13:35	44.916
17	IRL	Ireland	00:33:11	19	01:03:18	18	01:38:35	18	02:14:32	44.599
18	IOP		00:32:40	16	01:03:04	17	01:38:14	17	02:14:37	44.571
19	MGL	Mongolia	00:33:29	20	01:04:21	19	01:39:51	19	02:16:52	43.838
20	BRA	Brazil	00:32:57	18	01:04:36	20	01:41:03	20	02:22:00	42.254
21	IRI	Islamic Republic of Iran	00:33:46	21	01:07:16	21	01:42:59	21	02:24:44	41.456
22	BRN	Bahrain	00:35:06	22	01:08:21	22	01:45:57	22	02:26:00	41.096
23	UAE	United Arab Emirates	00:37:27	26	01:08:44	23	01:47:19	23	02:27:41	40.627
24	CAY	Cayman Islands	00:36:47	23	01:10:44	24		24	02:33:30	39.088
25	GUM	Guam	00:37:05	24	01:11:19	25	01:49:38	24	02:34:41	38.789
26	KSA	Saudi Arabia	00:37:57	28	01:12:48	27	01:52:27	25	02:35:30	38.585



Ciclisme
Homes
Carretera - 100 Km contrarelojge per equips

Ciclismo
Hombres
Carretera - 100 Km contra reloj por equipos

Cyclisme
Hommes
Route - 100 Km centre la montre par équipes

Cycling
Men
Road - 100 Km team time trial

Clas.	Ctry.	T. 25 km	Clas.	T. 50 km	Clas.	T. 75 km	Clas.	Result	Spd.(km/h)
27	BIZ. Belize	00:37:24	25	01:12:53	28			02:42:38	36.893
28	ETH Ethiopia	00:38:44	29	01:11:57	26	01:58:55	26	02:45:43	36.206
29	CAF Central African Republic	00:37:34	27	01:17:05	29	02:01:22	27	02:49:28	35.405
	SWE Sweden	00:30:27		00:58:35				AB	
	ZAI Zaire							NP	

Team	No.	Name
Australia	0007	CROWE, ROBERT COLVILLE
	0009	LAWSON, DARREN CHRISTIAN
	0010	McLACHLAN, ROBERT JAMES
	0011	RICE, GRANT
Bahrain	0034	AL DORESI, MAMDOOH HUSAIN I.
	0035	HASAN, SABER MOHAMED S.
	0036	KADHEM, JAMEEL JASIM JAWAD
	0242	AL DOSERI, JAMAL AHMED Y.
Belize	0022	LAMB, DOUGLAS GILBERT
	0021	CHAVARRIA, ORLANDO FERNANDO
	0023	LEWIS, MICHAEL DENNISON
	0024	MEIGHAN, ERNESTO DWANE
Brazil	0028	LOURO, FERNANDO
	0029	FERREIRA, EURIPEDES IRIS
	0032	MAY, MARCIO
	0033	QUADRI JUNIOR, HERNANDES
Canada	0207	DAVIDSON, COLIN JOHN
	0208	KOBERSTEIN, CHRISTOPHERE
	0210	McNUTT, TODD MARSHALL
	0213	WADDELL, WAN
Cayman Islands	0040	EBANKS, ALFRED WILLIAM
	0043	CAMPBELL, DON DWIGHT
	0044	MERREN, CRAIG TYRONE
	0214	BARAUD, STEFAN CHRISTOPHE DION
Central African Rep.	0027	MOLOMADAN, RUFIN BRICE
	0204	GONGADJA, VINCENT PAUL
	0205	NGAITE, OBED BESSAN
	0206	YARAFRA, CHRIST NOEL
Czech S. Fed. Rep.	0176	BILEK, JAROSLAV
	0178	LIPTAK, MIROSLAV
	0179	PADRNOS, PAVEL
	0180	TRKAL, FRANTISEK
Ethiopia	0070	ABEBE, BIRUK
	0071	FANA, HAILU
	0072	G EYESUS, ASMELASH
	0222	TESFAYE, DANIEL
France	0069	BOUSSARD, HERVE
	0218	FAIVRE-PIERRET, DIDIER
	0219	GAUMONT, PHILIPPE
	0220	HAREL, JEAN-LOUIS
Germany	0082	DITTERT, BERND
	0084	MEYER, CHRISTIAN
	0085	PESCHEL, UWE
	0086	RICH, MICHAEL

Team	No.	Name
Great Britain	0076	DIGHTON, GARY JOHN
	0077	FARRELL, STEPHEN MICHAEL
	0079	ILLINGWORTH, MATTHEW
	0080	Longbottom, Peter
Guam	0089	YAMAMOTO, WIL KAZUO
	0109	GARCIA, JAZY FERNANDEZ
	0110	GARCIA, MANUEL ALFONSO
	0112	SANTOS, MARTIN PAUL
IOP	0092	BRKOVIC, MICO
	0093	MILENKOVIC, ALEKSANDAR
	0244	CUBRIC, RADISA
	0254	RNJAKOVIC, MIKOS
Ireland	0100	KANE, MARK
	0101	KIMMAGE, KEVIN PATRICK
	0102	POWER, ROBERT
	0103	SLANE, PAUL
Islamic Rep. of Iran	0095	EBRAHIM NEJAD, NIMA
	0096	ESLAMI KOHPAYEH, HOSSEIN
	0097	GHAMARI, KHOSROW
	0098	MAHMOUDI SHAHVAR, HOSSEIN
Italy	0105	ANASTASIA, FLAVIO
	0107	COLOMBO, LUCA
	0108	CONTRI, GIANFRANCO
	0223	PERON, ANDREA
Mongolia	0121	NARAN, ZUNDNI
	0122	TUMUR OCHIR, DASHNYAM
	0123	ULZII ORSHIKH, JAMSRAN
	0228	MUNKHBAT, DASHJAMTS
Netherlands	0126	DEN BRABER, JOHN
	0128	KIL, PELLE
	0130	VOSKAMP, BART
	0229	TEN KORTENAAR, JAAP
New Zealand	0140	FOWLER, BRIAN ANDREW
	0141	LEITCH, PAUL ROBERT
	0142	MILLER, GRAEME JOHN
	0230	NICHOLSON, CHRISTOPHER JOHN
Norway	0133	KRISTIANSEN, STIG
	0136	SKAANE, ROAR
	0137	STENERSEN, BJORN MARTIN
	0138	STENERSEN, KARSTEN
People's Rep. of China	0046	LI, WENKAI
	0215	WANG, SHUSEN
	0216	ZHU, ZHENGJUN
	0241	TANG, XUEZHONG

Team	No.	Name
Poland	0149	PIWOWARSKI, GRZEGORZ
	0150	SYPIKOWSKI, ANDRZEJ
	0168	BARANOWSKI, DARIUSZ
	0171	LESNIEWSKI, MAREK
Saudi Arabia	0246	ALDOSSARY, MEDHAHI
	0247	ALQOBAISSI, SALEH
	0248	ALTAKRONI, MOHAMMED
Spain	0054	FERNANDEZ FERNANDEZ, MIGUEL
	0057	GONZALEZ GALDEANO, ALVARO
	0058	MANCEBO HERRERO, ELEUTERIO
	0060	PLAZA ROMERO, DAVID
Sweden	0169	ANDERSSON, MICHAEL
	0172	JOHANSSON, BJOERN
	0173	KARLSSON, JAN
	0233	FAGRELL, JOHAN
Switzerland	0158	BOUTELLIER, THOMAS
	0163	MEIER, ROLAND
	0164	MEISTER, BEAT
	0165	RINDERKNECHT, THEODOR
Unified Team	0063	DZIOUBA, IGOR
	0064	GALKIN, OLEG
	0065	PASTOUKHOVITCH, IGOR
	0066	PATENKO, IGOR
United Arab Emirates	0184	AL-ABED, ALI
	0186	BU OSAIBA, MANSOOR
	0187	HARIB, KHAMIS
	0236	BIN OMAIR, KHALIFA
United S. of America	0190	HINCAPIE, GEORGE A.
	0194	SHEAFOR, NATHAN
	0238	MERCIER, SCOTT ROGER
	0251	STENNER, JOHN
Zaire	0198	AMISI, MOBANCE
	0199	KIMOTO, SELENCE
	0239	MONGAY, NIAMPALA
	0240	NGOLOMINGI, NDJIBU



Ciclisme
Dones
Pista - Velocitat

Ciclismo
Mujeres
Pista - Velocidad

Cyclisme
Dames
Piste - Vitesse

Cycling
Women
Track - Sprint

Eliminatory round

Clas.	Number	Name	Ctry.	Result	Spd.(km/h)		
1	0024	HARINGA, INGRID	NED	0:11.419	63.052	UOR	Q
2	0013	BALLANGER, FELICIA	FRA	0:11.508	62.565	UOR	Q
3	0015	NEUMANN, ANNETT	GER	0:11.689	61.596		Q
4	0010	ENUKHINA, GALINA	EUN	0:11.699	61.543		Q
5	0005	DUBNICOFF, TANYA	CAN	0:11.773	61.156		Q
6	0009	SALUMAE, ERIKA	EST	0:11.857	60.723		Q
7	0027	PARASKEVIN-YOUNG, CONNIE	USA	0:11.946	60.271		Q
8	0021	RAZMAITE, RITA	LTU	0:12.058	59.711		Q
9	0006	WANG, YAN	CHN	0:12.154	59.239		Q
10	0020	KUROKI, MIKA	JPN	0:12.513	57.540		Q
11	0029	LARREAL CHIRINOS, DANIELA G.	VEN	0:12.608	57.106		Q
12	0023	SACASA CRUZ, OLGA MARIA	NCA	0:14.061	51.205		Q

2nd round

3rd round repêchage

Heat	Clas.	No.	Name	Ctry.	Result 1	(km/h)	
1	1	0024	HARINGA, INGRID	NED	0:12.179	59.118	Q
1	2	0006	WANG, YAN	CHN			
1	3	0021	RAZMAITE, RITA	LTU			
2	1	0013	BALLANGER, F.	FRA	0:12.615	57.074	Q
2	2	0020	KUROKI, MIKA	JPN			
2		0027	PARASKEVIN-YOUNG, C. USA	DC			
3	1	0009	SALUMAE, ERIKA	EST	0:12.377	58.172	Q
3	2	0015	NEUMANN, ANNETT	GER			
3	3	0029	LARREAL CHIRINOS, D.G.	VEN			
4	1	0005	DUBNICOFF, TANYA	CAN	0:12.416	57.989	Q
4	2	0010	ENUKHINA, GALINA	EUN			
4		0023	SACASA CRUZ, O. M.	NCA	NP		

Heat	Clas.	No.	Name	Ctry.	Result 1	(km/h)	
1	1	0006	WANG, YAN	CHN			Q
2	1	0020	KUROKI, MIKA	JPN	0:12.453	57.817	Q
2	2	0029	LARREAL CHIRINOS, D.G.	VEN			
3	1	0015	NEUMANN, ANNETT	GER	0:12.238	58.833	Q
3	2	0027	PARASKEVIN-YOUNG, C.	USA			
4	1	0010	ENUKHINA, GALINA	EUN	0:13.069	55.092	Q
4	2	0021	RAZMAITE, RITA	LTU			

Quarter final

Heat	Clas.	No.	Name	Ctry.	Time 1st leg	Spd.(km/h)	Time 2nd leg	Spd.(km/h)	Time 3rd leg	Spd.(km/h)
1	1	0024	HARINGA, INGRID	NED	0:12.662	56.863	0:12.792	56.285		
1	2	0020	KUROKI, MIKA	JPN						
2	1	0013	BALLANGER, FELICIA	FRA	0:12.536	57.434	0:14.786	48.694		
2	2	0006	WANG, YAN	CHN						

Heat	Clas.	No.	Name	Ctry.	Time 1st leg	Spd.(km/h)	Time 2nd leg	Spd.(km/h)	Time 3rd leg	Spd.(km/h)
3	1	0009	SALUMAE, ERIKA	EST	0:12.192	59.055			0:12:090	59:553
3	1	0010	ENUKHINA, GALINA	EUN			0:12.930	55.684		
4	1	0015	NEUMANN, ANNETT	GER	0:12.283	58.617	0:12.265	58.703		
4	2	0005	DUBNICOFF, TANYA	CAN						

Final 5-8

Clas.	Number	Name	Ctry.	Result	Spd.(km/h)
1	0010	ENUKHINA, GALINA	EUN	0:12.575	57.256
2	0005	DUBNICOFF, TANYA	CAN		
3	0020	KUROKI, MIKA	JPN		
	0006	WANG, YAN	CHN	NP	

Semi-final

Heat	Clas.	No.	Name	Ctry.	Time 1st leg	Spd.(km/h)	Time 2nd leg	Spd.(km/h)	Time 3rd leg	Spd.(km/h)
1	1	0015	NEUMANN, ANNETT	GER			0:11.889	60.560	0:12.285	58.608
1	2	0024	HARINGA, INGRID	NED	0:12.263	58.713	DC			
2	1	0009	SALUMAE, ERIKA	EST	0:11.937	60.316	0:12.423	57.957		
2	2	0013	BALLANGER, FELICIA	FRA						



Ciclisme
Dones
Pista - Velocitat

Ciclismo
Mujeres
Pista - Velocidad

Cyclisme
Dames
Piste - Vitesse

Cycling
Women
Track - Sprint

Final

Heat	Clas. No.	Name	Time 1st leg	Spd.(km/h)	Time 2nd leg	Spd.(km/h)	Time 3rd leg	Spd.(km/h)	Ctry.
1	1	0009 SALUMAE, ERIKA			0:12.667	56.840	0:12.244	58.804	EST
1	2	0015 NEUMANN, ANNETT	0:12.776	56.355					GER
2	1	0024 HARINGA, INGRID	0:12.402	58.055	0:12.40	58.017			NED
2	2	0013 BALLANGER, FELICIA							FRA

Summary

Clas.	No.	Name	Cl. 1st leg	Time 1st leg	Cl. 2nd leg	Time 2nd leg	Cl. 3rd leg	Time 3rd leg	Ctry.
1	Gold	0009 SALUMAE, ERIKA	2		1	0:12.667	1	0:12.244	EST
2	Silver	0015 NEUMANN, ANNETT	1	0:12.776	2		2		GER
3	Bronze	0024 HARINGA, INGRID	1	0:12.402	1	0:12.410			NED
4		0013 BALLANGER, FELICIA	2		2				FRA
5		0010 ENUKHINA, GALINA				0:12.575			EUN
6		0005 DUBNICOFF, TANYA							CAN
7		0020 KUROKI, MIKA							JPN
		0006 WANG, VAN							CHN
									NP



Ciclisme
Dones
Pista - Persecució individual

Ciclismo
Mujeres
Pista - Persecución individual

Cyclisme
Dames
Piste - Poursuite individuelle

Cycling
Women
Track - Individual pursuit

Eliminatory round

Clas.	No.	Name	T. 1 km	T. 2km	Fin.time	Spd.(km/h)	Heat	Ctry.
1	0001	WATT, KATHRYN ANNE	1:15.354	2:28.050	3:41.886	48.673	6	UOR
2	0016	ROSSNER, PETRA	1:17.454	2:31.170	3:43.091	48.410	9	
3	0028	TWIGG, REBECCA LYNNE	1:17.423	2:30.066	3:43.218	48.383	6	
4	0011	SAMOCHVALOVA, SVETLANA	1:15.251	2:27.779	3:43.326	48.359	7	
5	0008	MALMBERG, HANNE	1:15.707	2:29.309	3:45.230	47.950	7	
6	0014	LONGO-CIPRELLI, JEANNE	1:17.825	2:31.682	3:46.935	47.590	8	
7	0025	VAN MOORSEL, LEONTIEN	1:17.822	2:32.315	3:46.956	47.586	5	UOR
8	0012	VIKSTEDT-NYMAN, TEA RIITTA	1:17.282	2:32.592	3:47.516	47.469	5	
9	0002	WERCKX, KRISTEL	1:19.509	2:34.054	3:50.051	46.946	8	

Clas.	No.	Name	T. 1 km	T. 2km	Fin.time	Spd.(km/h)	Heat	Ctry.
10	0026	NELSON, JACQUELINE MARY	1:16.177	2:31.634	3:51.259	46.700	9	NZL
11	0019	HASHIMOTO, SEIKO	1:16.810	2:32.978	3:51.674	46.617	2	JPN
12	0018	PREGNOLATO, GABRIELLA	1:17.211	2:34.311	3:52.376	46.476	4	ITA
13	0022	ZAGORSKA, AIGA	1:19.489	2:35.770	3:52.450	46.461	3	LTU
14	0062	WAY, KELLY ANNN	1:18.235	2:35.807	3:54.284	46.097	4	CAN
15	0007	ZHOU, LINGMEI	1:17.977	2:40.608	4:04.085	44.247	3	CHN
16	0023	SACASA CRUZ, OLGA MARIA	1:25.698	2:58.735	4:32.671	39.608	1	NCA
	0017	BEAN, MARGARET E.	1:34.559					GUM
								RJ
								2

Quarter final

Heat	Clas. No.	Name	T. 1 km	Dif. 1	T. 2km	Dif. 2	Fin.time	Dif.	Spd.(km/h)	Ctry.
1	1	0008 MALMBERG, HANNE	1:16.219		2:30.811		3:46.959		47.585	DEN
1	2	0011 SAMOCHVALOVA, SVETLANA	1:15.958	-0.261	2:30.321	-0.490	3:47.444	+0.485	47.484	EUN
2	1	0028 TWIGG, REBECCA LYNNE	1:17.506		2:31.532		3:46.508		47.680	USA
2	2	0014 LONGO-CIPRELLI, JEANNIE	1:17.399	+0.107	2:31.740	-0.208	3:46.547	-0.039	47.672	FRA

Heat	Clas. No.	Name	T. 1 km	Dif. 1	T. 2km	Dif. 2	Fin.time	Dif.	Spd.(km/h)	Ctry.
3	1	0016 ROSSNER, PETRA	1:17.281		2:30.182		3:41.509		48.756	GER
3	2	0025 VAN MOORSEL, LEONTIEN	1:18.210	-0.929	2:33.263	-3.081	3:49.795	-8.286	46.998	NED
4	1	0001 WATT, KATHRYN ANNE	1:16.003		2:29.885		3:45.305		47.935	AUS
4	2	0012 VIKSTEDT-NYMAN, TEA RIITTA	1:17.982	-1.979	2:32.856	-2.971	3:48.918	-3.613	47.178	FIN



Ciclisme
Dones
Pista - Persecució individual

Ciclismo
Mujeres
Pista - Persecución individual

Cyclisme
Dames
Piste - Poursuite individuelle

Cycling
Women
Track - Individual pursuit

Semi-final

Heat	Clas. No.	Name	T. 1 km	Dif. 1	T. 2 km	Dif. 2	Fin.time	Dif.	Spd.(km/h)	Ctry.
1	1	0001 WATT, KATHRYN ANNE	1:16.960		2:32.485		3:49.790		46.999	AUS
1	2	0028 TWIGG, REBECCA LYNNE	1:17.540	-0.580	2:34.650	-2.165	3:52.429	-2.639	46.465	USA
2	1	0016 ROSSNER, PETRA	1:19.275		2:32.777		3:48.517		47.261	GER
2	2	0008 MALMBERG, HANNE	1:19.008	+0.267	2:35.681	-2.904	3:53.516	-4.999	46.249	DEN

Final

Clas.	No.	Name	T. 1 km	Dif. 1	T. 2 km	Dif. 2	Fin.time	Dif.	Spd.(km/h)	Ctry.
1	0016	ROSSNER, PETRA	1:17.514		2:29.410		3:41.753		48.702	GER
2	0001	WATT, KATHRYN ANNE	1:15.342	+2.172	2:28.318	+1.092	3:43.438	-1.685	48.335	AUS

Individual pursuit

Clas.	No.	Name	Best time	Spd.(km/h)	Ctry.	Heat	Phs.
1	Gold	0016 ROSSNER, PETRA	3:41.753	48.702	GER	1	Final
2	Silver	0001 WATT, KATHRYN ANNE	3:43.438	48.335	AUS	1	Final
3	Bronze	0028 TWIGG, REBECCA LYNNE	3:52.429	46.465	USA	1	Semi-final
4		0008 MALMBERG, HANNE	3:53.516	46.249	DEN	2	Semi-final

Clas.	No.	Name	Best time	Spd.(km/h)	Ctry.	Heat	Phs.
5	0014	LONGO-CIPRELLI, JEANNIE	3:46.547	47.672	FRA	2	Q. finals
6	0011	SAMOCHVALOVA, SVETLANA	3:47.444	47.484	EUN	1	Q. finals
7	0012	VIKSTEDT-NYMAN, TEA RIITTA	3:48.918	47.178	FIN	4	Q. finals
8	0025	VAN MOORSEL, LEONTIEN	3:49.795	46.998	NED	3	Q. finals



Ciclisme
Dones
Carretera - Cursa en línia

Ciclismo
Mujeres
Carretera - Carrera en línea

Cyclisme
Dames
Route - Course individuelle sur route

Cycling
Women
Road - Individual road race

Clas.	Number	Name	Ctry.	Result	Dif. 1
1	0001	WATT, KATHRYN ANNE	AUS	2:04:42	
2	0014	LONGO-CIPRELLI, J.	FRA	2:05:02	0:00:20
3	0031	KNOL, MONIQUE	NED	2:05:03	0:00:21
4	0055	KISTCHUK, NATALYA	EUN	2:05:03	0:00:21
5	0034	VALVIK, MONICA	NOR	2:05:03	0:00:21
6	0048	GOLAY, JEANNE M.	USA	2:05:03	0:00:21
7	0051	SHANNON, K. ANN	AUS	2:05:03	0:00:21
8	0044	ZBERG, LUZIA	SUI	2:05:03	0:00:21
9	0045	HOLJER, MARIE	SWE	2:05:03	0:00:21
10	0050	ZACK, SALLY M.	USA	2:05:03	0:00:21
11	0007	SKIBBY, KARINA	DEN	2:05:03	0:00:21
12	0005	SYDOR, ALISON JANE	CAN	2:05:03	0:00:21
13	0052	UTTIEN, JACQUI MARIE	AUS	2:05:03	0:00:21
14	0022	ZAGORSKA, AIGA	LTU	2:05:03	0:00:21
15	0002	WERCKX, KRISTEL	BEL	2:05:03	0:00:21
16	0013	STAGOURSKAYA, Z.	EUN	2:05:03	0:00:21
17	0024	CAPPELLOTTO, VALERIA	ITA	2:05:03	0:00:21
18	0029	ZILPORYTE, LAIMA	LTU	2:05:03	0:00:21
19	0021	PAULITZ, VIOLA	GER	2:05:03	0:00:21
20	0028	CEPELIENE, DAIVA	LTU	2:05:03	0:00:21

Clas.	Number	Name	Ctry.	Result	Dif. 1
21	0057	MARSAL, CATHERINE	FRA	2:05:03	0:00:21
22	0043	WALCZEWSKI, PETRA	SUI	2:05:03	0:00:21
23	0025	VAN MOORSEL, L.	NED	2:05:03	0:00:21
24	0019	PURVIS, MARIE	GBR	2:05:03	0:00:21
25	0012	VIKSTEDT-NYMAN, T. R.	FIN	2:05:03	0:00:21
26	0049	THOMPSON, INGA	USA	2:05:03	0:00:21
27	0047	WESTMAN, ELISABETH	SWE	2:05:03	0:00:21
28	0016	ROSSNER, PETRA	GER	2:05:03	0:00:21
29	0030	GRIMBERGEN, PETRA J.	NED	2:05:03	0:00:21
30	0035	BURKE, JOANN	NZL	2:05:03	0:00:21
31	0006	WAY, KELLY ANN	CAN	2:05:03	0:00:21
32	0060	TURCUTTO, MARIA P.	ITA	2:05:03	0:00:21
33	0056	CLIGNET, MARION	FRA	2:05:13	0:00:31
34	0010	ORTOLAZABAL ROYO, A.	ESP	2:05:13	0:00:31
35	0008	CUEVAS LOPEZ, BELEN	ESP	2:05:26	0:00:44
36	0004	HAWKINS, LENA MARIA	CAN	2:05:33	0:00:51
37	0033	ORN, GUNHILD	NOR	2:05:46	0:01:04
38	0046	LINDBERG, MADELEINE	SWE	2:05:46	0:01:04
39	0059	BONANOMI, ROBERTA	ITA	2:05:58	0:01:16

Clas.	Number	Name	Ctry.	Result	Dif. 1
40	0018	JONES, LOUISE C.	GBR	2:08:13	0:03:31
41	0032	BOLLERUD, INGUNN	NOR	2:09:42	0:05:00
42	0054	RUANO SANCHON, T.	ESP	2:09:42	0:05:00
43	0042	HEEB, BARBARA	SUI	2:09:42	0:05:00
44	0020	NIEHAUS, JUTTA	GER	2:09:42	0:05:00
45	0058	HODGE, SALLY ANN	GBR	2:14:10	0:09:28
46	0041	MARTIN, JACQUELINE A.	RSA	2:15:42	0:11:00
47	0027	ELKUCH, YVONNE	LIE	2:21:32	0:16:50
48	0003	CARCERONI, CLAUDIA	BRA	2:23:52	0:19:10
49	0036	REEKIE, ROSALIND JANE	NZL	2:23:52	0:19:10
50	0026	SUZUKI, YUMIKO	JPN	2:29:22	0:24:40
51	0061	IZSAK, EVA	HUN	2:29:22	0:24:40
52	0017	BEAN, MARGARET E.	GUM	2:29:22	0:24:40
53	0040	PAK, CHUN HWA	PRK	2:38:38	0:33:56
54	0039	KIM, GYONGHUI	PRK	2:39:43	0:35:01
	0011	SAMOCHVALOVA, S.	EUN	AB	2:04:42
	0038	CHOI, IN AE	PRK	AB	2:04:42
	0053	SOUS, STEPHANIE C.	BIZ	AB	2:04:42
	0023	SACASA CRUZ, OLGA M.	NCA	NP	2:04:42

EQ

Hípica
Sports équestres

Hípica
Equestrian sports



	Català	Español	Français	English
1st	Primera	Primera	Première	First
2nd	Segona	Segunda	Deuxième	Second
ABCD	Fases de la prova de fons	Fases de la prueba de fondo	Phases de l'épreuve de fond	Phases of endurance test
Bronze	Bronze	Bronce	Bronze	Bronze
Ctry.	País	País	Pays	Country
Dressage/Dsge.	Doma	Doma	Dressage	Dressage
EL	Eliminat/da	Eliminado/a	Éliminé/e	Eliminated
Endurance	Fons	Fondo	Fond	Endurance
Final	Final	Final	Finale	Final
Gold	Or	Oro	Or	Gold
HORSE	Cavall	Caballo	Cheval	Horse
Jump	Salts	Salto	Sauts	Jump
Jumping	Salt d'obstacles	Salto de obstáculos	Saut d'obstacles	Jumping
Name	Nom	Nombre	Nom	Name
NS	No ha sortit	No ha salido	N'a pas pris le départ	Not started
number/No.	Número	Número	Numéro	Number
Penalty/Penal./Pen.	Penalitzacions	Penalizaciones	Pénalités	Penalty
POINTS/Points/pts.	Punts	Puntos	Points	Points
Q	Classificat/da per a la final individual	Clasificado/a para la final individual	Qualifié/e pour la finale individuelle	Qualified for individual final
q	Quart/a de l'equip	Cuarto/a de su equipo	Quatrième de son équipe	Team rider 4th
RANK/Rank./Rnk.	Rànquing	Clasificación	Classement	Ranking
RE	Retirat/da	Retirado	Retiré	Retired
RIDER/Rider/s	Genet/amazona	Jinete	Cavalier/ere	Rider
ROUND/Round/R	Mànega	Manga	Manche	Round
Silver	Plata	Plata	Argent	Silver
Team	Equip	Equipo	Équipe	Team
Time	Temps	Tiempo	Temps	Time
Total	Total	Total	Total	Total
WD	Abandó	Abandono	Abandon	Withdraw
*	Competidor/a d'equip	Competidor/a de equipo	Concurrent/e d'equip	Team competitor



Hípica
Proves abertas
Concurs complet

Hípica
Pruebas abiertas
Concurso complete

Sports équestres
Epreuves ouvertes
Concours complet

Equestrian sports
Events
Three-day event

Dressage

Rnk.	RIDER / HORSE			POINTS / RANK.			
	No.	Name	Ctry.	-H-	-C-	-M-	Penal. pts.
1	0018	BAUMANN, MATTHIAS A.	GER	171	166	164	43.80
	018	ALABASTER		1	3	3	
2	0067	STARK, IAN	GBR	160	169	170	44.20
	067	MURPHY HIMSELF		6	2	1	
3	0023	DIXON, KAREN	GBR	167	163	167	44.60
	023	GET SMART		3	4	2	
4	0047	THOMSON, MARY E.	GBR	171	153	160	47.20
	047	KING WILLIAM		1	12	6	
5 *	0064	TODD, MARK JAMES	NZL	154	170	159	47.40
	064	WELTON GREYLAG		11	1	7	
6 *	0076	DUROY, MARIE-C.	FRA	161	162	156	48.20
	076	QUART DU PLACINEAU HN		5	5	11	
7	0027	HAAGENSEN, NILS W.	DEN	164	148	164	48.80
	027	DISCOVERY		4	17	3	
8 *	0016	PLUMB, J.M.	USA	156	154	162	49.60
	016	ADONIS		9	9	5	
9	0034	BOUQUET, MICHEL	FRA	159	154	158	49.80
	034	NEWPORTAA		7	9	8	
10	0074	SNEYERS, WILLY	BEL	154	155	153	51.60
	074	DRUM		11	7	13	
11 *	0082	HERMAN, ANNA	SWE	159	150	152	51.80
	082	MALACKY		7	15	15	
12	0041	MYSEGAES, CORD H. V.	GER	154	148	158	52.00
	041	RICARDO		11	17	8	
13	0081	BLOCKER, HERBERT	GER	156	161	142	52.20
	081	FEINE DAME		9	6	29	
14	0010	VILLATA, LARA	ITA	141	148	158	54.60
	010	DAY LIGHT		18	17	8	
15 *	0029	YOUNG-BLACK, S. I. L	CAN	143	152	151	54.80
	029	VON PERRIER		16	13	16	
16	0002	GREEN, DAVID MICHAEL	AUS	151	145	143	56.20
	002	DUNCAN II		14	24	26	
17 *	0008	VAN TUYLL, FIEPS	NED	140	146	146	57.60
	008	OLYMPIC BRONZE		20	22	21	
18	0063	RYAN, MATTHEW M.	AUS	140	155	136	57.80
	063	KIBAH TIC TOC		20	7	36	
19 *	0005	WALKER, RICHARD D.	GBR	150	130	150	58.00
	005	JACANA		15	41	18	
19 *	0021	LATTA, VICTORIA JEAN	NZL	132	147	151	58.00
	021	CHIEF		33	20	16	
21	0042	TUMBRIDGE, MARY JANE	BER	125	149	154	58.40
	042	BERMUDA'S OPTION		45	16	12	
22	0040	CHOI, MYUNG-JIN	KOR	133	147	147	58.60
	040	PEPPERMINT		31	20	20	
23	0019	DUVANDER, ERIK	SWE	138	144	144	58.80
	019	SAUCY GIFT		24	25	22	
23	0044	HOY, ANDREW	AUS	132	151	143	58.80
	044	KIWI		33	14	26	
23 *	0058	DUFF, MELANIE F. ANN	IRL	136	137	153	58.80
	058	RATHLINROE		26	30	13	
26 *	0051	STEVENSON, ROBERT S.	CAN	128	154	134	60.80
	051	RISKY BUSINESS II		40	9	42	
27	0006	IWATANI, KAZUHIRO	JPN	134	142	138	61.20
	006	LORD WATERFORD		27	27	34	
27 *	0003	NICHOLSON, ANDREW C.	NZL	139	134	141	61.20
	003	SPINNING RHOMBUS		23	36	31	
29 *	0043	LIDBECK, STAFFAN	SWE	142	135	135	61.60
	043	BERNHARDINO		17	33	41	
30	0069	CENTENERA SAMPER, S.	ESP	132	131	144	62.60
	069	JUST DIXON		33	40	22	
31 *	0052	MAGNI, FABIO	ITA	129	146	131	62.80
	052	PASSPORT		39	22	47	

-C- CONOLLY, PATRICK (IRL)
-H- SPRINGORUM, B. (GER)
-M- GRIGNOLO, G. (ITA)

Rnk.	RIDER / HORSE			POINTS / RANK.			
	No.	Name	Ctry.	-H-	-C-	-M-	Penal. pts.
31	0028	ROHOF, ANCHELA	NED	134	136	136	62.80
	028	CAPO DI CAPO		27	32	36	
31	0061	EHRENBRINK, RALF	GER	137	128	141	62.80
	061	KILDARE		25	45	31	
34 *	0015	HOLOHAN, OLIVIA	IRL	121	140	144	63.00
	015	RUSTICUS		52	29	22	
35	0050	LIPS, MARTIN	NED	121	144	139	63.20
	050	OLYMPIC WRITZMARC		52	25	33	
35 *	0038	WALTON, JIL MARIE	USA	132	123	149	63.20
	038	PATRONA		33	54	19	
35 *	0073	ROMAN, FEDERICO E.	ITA	134	128	142	63.20
	073	NORIAN		27	45	29	
38	0020	ROLTON, GILLIAN	AUS	121	135	143	64.20
	020	PEPPERMINT GROVE		52	33	26	
39 *	0011	DESMEDT, JEF	BEL	134	129	134	64.60
	011	DOLLEMAN		27	42	42	
39 *	0078	SMILEY, ERIC BOYD	IRL	130	134	133	64.60
	078	ENTERPRISE		37	36	45	
39	0049	DE LA ROCHA MILLE, S.	ESP	120	141	136	64.60
	049	KINVARRA B'92		55	28	36	
42	0013	BOISSON, JEAN-J.	FRA	141	129	136	64.80
	013	OSCAR DE LA LOGE		18	42	36	
43 *	0007	ALVAREZ CERVERA, LUIS	ESP	117	134	144	65.00
	007	MR CHRISALIS		59	36	22	
44	0055	JARECKI, BOGUSLAW	POL	130	135	129	65.20
	055	FANT		37	33	54	
44	0072	HOLMES-SMITH, NICK S.	CAN	140	122	132	65.20
	072	SIR LANCELOT		20	55	46	
44 *	0079	BRADLEY, STEPHEN S.	USA	123	137	134	65.20
	079	SASSY REASON		49	30	42	
47 *	0012	BACHUR, ARKADIUSZ	POL	126	128	136	66.00
	012	CHUTOR		43	45	36	
48 *	0056	SEGURET, DIDIER	FRA	133	133	123	66.20
	056	COEUR DE ROCKER HN		31	39	62	
49 *	0070	STIBBE, EDDY	NED	127	121	138	66.80
	070	OLYMPIC BAHLUA		42	56	34	
50	0031	VELAZQUEZ SUAREZ, J.	MEX	125	128	131	67.20
	031	MARY LUCAS		45	45	47	
51 *	0059	TREWIN, TODD D.	USA	125	125	131	67.80
	059	SANDSCRIPT		45	52	47	
51	0048	GOTO, KOJIRO	JPN	128	127	126	67.80
	048	RETALIC		40	50	57	
53	0066	DESOUZA, NICOLA	BER	124	126	129	68.20
	066	PRAIRIE KING		48	51	54	
54 *	0039	LRODRIGUES, B.	POR	120	121	130	69.80
	039	PAPIZA JAC		55	56	51	
55	0037	CURRAN, MAIREAD	IRL	117	128	125	70.00
	037	WATERCOLOUR		59	45	58	
56 *	0024	MIYAZAKI, EIKI	JPN	110	129	130	70.20
	024	MYSTERY CARGO		66	42	51	
57 *	0035	RYBAK, MIKHAIL	EUN	120	117	131	70.40
	035	RIBACHY		55	64	47	
58	0036	FOFANOFF, SERGUEI	BRA	117	117	130	71.20
	036	KAISER EDEN		59	64	51	
59 *	0025	VILLALON GOMEZ, F.	ESP	120	118	125	71.40
	025	CLEVER NIGHT		55	62	58	
60 *	0065	LING, ATTILA	HUN	122	114	125	71.80
	065	HAMUPOKE		51	67	58	
61	0030	GIRARDI, FRANCESCO	ITA	123	115	120	72.40
	030	STORMY WEATHER		49	66	64	
61 *	0080	RAMOS, ANTONIO	POR	126	118	114	72.40
	080	CARIOCA		43	62	69	



Hípica
Proves obertes
Concurs complet

Hípica
Pruebas abiertas
Concurso completo

Sports équestres
Epreuves ouvertes
Concours complet

Equestrian sports
Events
Three-day event

Rnk.	No.	RIDER / HORSE		POINTS / RANK.			
		Name	Ctry.	-H-	-C-	-M-	Penal. pts.
63	* 0077	TCHIKHKLADZE, SANDRO	EUN	113	119	125	72.60
	077	GLAD		64	61	58	
64	* 0033	KRUKOWSKI, JACEK	POL	112	121	120	73.40
	033	IBIS		65	56	64	
65	* 0022	BUBAN, ZSOLT	HUN	106	120	121	74.60
	022	HOFEHERKE		67	59	63	
66	* 0032	VAN DER ELST, DIRK	BEL	105	125	116	74.80
	032	FATAL LOVE		68	52	66	
67	* 0068	KOWATA, YOSHIHIKO	JPN	98	120	127	75.00
	068	HELLATDAWN		73	59	56	
68	0053	DONCKERS, KARIN	BEL	114	114	115	75.40
	053	BRITT		62	67	67	
69	* 0045	TAIT, ROBERT BLYTH	NZL	114	99	113	78.80
	045	MESSIAH		62	75	70	
70	0009	HUNTER, RACHEL E.	CAN	102	106	111	80.20
	009	KING PLANTAGENET		70	71	71	
71	0057	TANAS, VASSILI	EUN	94	106	115	81.00
	057	DARNIK		76	71	67	
72	0014	KARPOV, OLEG	EUN	93	110	111	81.20
	014	DOKAZ		77	69	71	

Endurance

Rnk.	No.	RIDER / HORSE		POINTS / RANK.		Dsg.+ ABCD
		Name	Ctry.	Dressage	ABCD	
1	0063	RYAN, MATTHEW M.	AUS	57.80	7.20	65.00
	063	KIBAH TIC TOC		18	1	
2	0003	NICHOLSON, ANDREW C.	NZL	61.20	9.20	70.40
	003	SPINNING RHOMBUS		27	3	
3	0081	BLOCKER, HERBERT	GER	52.20	27.60	79.80
	081	FEINE DAME		13	8	
4	* 0047	THOMSON, MARY E.	GBR	47.20	33.20	80.40
	047	KING WILLIAM		4	9	
5	* 0021	LATTA, VICTORIA JEAN	NZL	58.00	24.80	82.80
	021	CHIEF		19	6	
6	* 0044	HOY, ANDREW	AUS	58.80	25.60	84.40
	044	KIWI		23	7	
7	0023	DIXON, KAREN	GBR	44.60	42.80	87.40
	023	GET SMART		3	14	
8	* 0045	TAIT, ROBERT BLYTH	NZL	78.80	8.80	87.60
	045	MESSIAH		69	2	
9	0053	DONCKERS, KARIN	BEL	75.40	24.00	99.40
	053	BRITT		68	5	
10	* 0074	SNEYERS, WILLY	BEL	51.60	48.40	100.00
	074	DRUM		10	18	
11	* 0041	MYSEGAES, CORD H. V.	GER	52.00	48.40	100.40
	041	RICARDO		12	18	
12	* 0007	ALVAREZ CERVERA, LUIS	ESP	65.00	37.20	102.20
	007	MR CHRISALIS		43	11	
13	0011	DESMEDT, JEF	BEL	64.60	38.80	103.40
	011	DOLLEMAN		39	12	
14	* 0061	EHRENBRINK, RALF	GER	62.80	40.80	103.60
	061	KILDARE		31	13	
15	* 0076	DUROY, MARIE-C.	FRA	48.20	56.40	104.60
	076	QUART DU PLACINEAU HN		6	27	
16	0038	WALTON, JIL MARIE	USA	63.20	43.60	106.80
	038	PATRONA		35	16	
17	0049	DE LA ROCHA MILLE, S.	ESP	64.60	42.80	107.40
	049	KINVARRA B'92		39	14	
18	0040	CHOI, MYUNG-JIN	KOR	58.60	49.20	107.80
	040	PEPPERMINT		22	21	
19	0051	STEVENSON, ROBERT S.	CAN	60.80	48.40	109.20
	051	RISKY BUSINESS II		26	18	

Rnk.	No.	RIDER / HORSE		POINTS / RANK.			
		Name	Ctry.	-H-	-C-	-M-	Penal. pts.
73	0071	MIRANDA DRUBI, L.	BRA	104	108	107	82.20
	071	XILENA		69	70	73	
74	0001	ALFARO RAMOS, A.	MEX	102	105	96	83.40
	001	PAISANA		70	73	78	
75	* 0017	BRAZ, ANTONIO	POR	100	91	104	85.00
	017	FRIENDS FOREVER		72	76	74	
76	0046	HERCZEGFALVY, TIBOR	HUN	93	100	101	85.20
	046	LUMP		77	74	76	
77	* 0004	SOOS, ATTILA	HUN	91	87	103	87.80
	004	ZSIZSIK		79	78	75	
78	* 0062	FREDRICSSON, PEDER	SWE	96	90	101	88.60
	062	HILLY TRIP		74	77	76	
79	0060	RAMIRES, VASCO	POR	96	75	92	91.40
	060	BAONE		74	81	80	
80	0075	PIASECKI, PIOTR	POL	80	86	94	92.00
	075	IGREK		82	79	79	
81	0026	RISSIK, DAVID PETER	RSA	83	82	90	93.00
	026	SCHIROUBLES		81	80	82	
82	0054	ILIEV, ILIAN GUEORGUIEV	BUL	88	65	92	95.00
	054	DINAR		80	82	80	

Rnk.	No.	RIDER / HORSE		POINTS / RANK.		Dsg.+ ABCD
		Name	Ctry.	Dressage	ABCD	
20	* 0062	FREDRICSSON, PEDER	SWE	88.60	22.40	111.00
	062	HILLY TRIP		78	4	
21	* 0050	LIPS, MARTIN	NED	63.20	50.80	114.00
	050	OLYMPIC WRITZMARC		35	22	
22	* 0043	LIDBECK, STAFFAN	SWE	61.60	52.80	114.40
	043	BERNHARDINO		29	26	
23	* 0078	SMILEY, ERIC BOYD	IRL	64.60	50.80	115.40
	078	ENTERPRISE		39	22	
24	0024	MIYAZAKI, EIKI	JPN	70.20	47.60	117.80
	024	MYSTERY CARGO		56	17	
25	0027	HAAGENSEN, NILS WEIDE	DEN	48.80	71.20	120.00
	027	DISCOVERY		7	31	
26	* 0010	VILLATA, LARA	ITA	54.60	68.40	123.00
	010	DAY LIGHT		14	30	
27	* 0020	ROLTON, GILLIAN	AUS	64.20	60.00	124.20
	020	PEPPERMINT GROVE		38	28	
28	* 0068	KOWATA, YOSHIHIKO	JPN	75.00	50.80	125.80
	068	HELLATDAWN		67	22	
29	* 0034	BOUQUET, MICHEL	FRA	49.80	78.40	128.20
	034	NEWPORT AA		9	35	
30	0026	RISSIK, DAVID PETER	RSA	93.00	36.80	129.80
	026	SCHIROUBLES		81	10	
31	* 0018	BAUMANN, MATTHIAS A.	GER	43.80	93.60	137.40
	018	ALABASTER		1	43	
32	* 0055	JARECKI, BOGUSLAW	POL	65.20	73.20	138.40
	055	FANT		44	32	
33	0006	IWATANI, KAZUHIRO	JPN	61.20	82.00	143.20
	006	LORD WATERFORD		27	38	
34	* 0075	PIASECKI, PIOTR	POL	92.00	51.60	143.60
	075	IGREK		80	25	
35	* 0037	CURRAN, MAIREAD	IRL	70.00	74.40	144.40
	037	WATERCOLOUR		55	34	
36	* 0058	DUFF, MELANIE F. ANN	IRL	58.80	87.20	146.00
	058	RATHLIN ROE		23	41	
37	* 0048	GOTO, KOJIRO	JPN	67.80	78.40	146.20
	048	RETALIC		51	35	
38	* 0033	KRUKOWSKI, JACEK	POL	73.40	74.00	147.40
	033	IBIS		64	33	



Hípica
Proves abertas
Concurs complet

Hípica
Pruebas abiertas
Concurso completo

Sports équestres
Epreuves ouvertes
Concours complet

Equestrian sports
Events
Three-day event

Rnk.	No.	RIDER / HORSE		POINTS / RANK.		Dsge.+
		Name	Ctry.	Dressage	ABCD	ABCD
39	0004	SOOS, ATTILA	HUN	87.80	64.80	152.60
	004	ZSIZSIK		77	29	
40	0025	VILLALON GOMEZ, F.	ESP	71.40	82.80	154.20
	025	CLEVER NIGHT		59	40	
41	0015	HOLOHAN, OLIVIA	IRL	63.00	91.20	154.20
	015	RUSTICUS		34	42	
42 *	0008	VAN TUYLL, FIEPS	NED	57.60	97.20	154.80
	008	OLYMPIC BRONZE		17	44	
43	0032	VAN DER ELST, DIRK	BEL	74.80	81.60	156.40
	032	FATAL LOVE		66	37	
44	0073	ROMAN, FEDERICO EURO	ITA	63.20	102.00	165.20
	073	NORIAN		35	46	
45	0082	HERMAN, ANNA	SWE	51.80	116.80	168.60
	082	MALACKY		11	53	
46	0012	BACHUR, ARKADIUSZ	POL	66.00	107.60	173.60
	012	CHUTOR		47	48	
47 *	0060	RAMIRES, VASCO	POR	91.40	82.40	173.80
	060	BAONE		79	39	
48 *	0080	RAMOS, ANTONIO	POR	72.40	102.80	175.20
	080	CARIOCA		61	47	
49	0066	DESOUZA, NICOLA	BER	68.20	107.60	175.80
	066	PRAIRIE KING		53	48	
50 *	0009	HUNTER, RACHEL E.	CAN	80.20	101.60	181.80
	009	KING PLANTAGENET		70	45	
51 *	0030	GIRARDI, FRANCESCO	ITA	72.40	112.80	185.20
	030	STORMY WEATHER		61	50	
52 *	0016	PLUMB, J.M.	USA	49.60	135.60	185.20
	016	ADONIS		8	56	
53	0079	BRADLEY, STEPHEN S.	USA	65.20	128.00	193.20
	079	SASSY REASON		44	54	
54	0072	HOLMES-SMITH, NICK S.	CAN	65.20	128.40	193.60
	072	SIR LANCELOT		44	55	
55 *	0057	TANAS, VASSILI	EUN	81.00	115.20	196.20
	057	DARNIK		71	52	
56 *	0046	HERCZEGFALVY, TIBOR	HUN	85.20	113.40	198.60
	046	LUMP		76	51	
57 *	0005	WALKER, RICHARD D.	GBR	58.00	150.80	208.80
	005	JACANA		19	58	
58 *	0019	DUVANDER, ERIK	SWE	58.80	164.40	223.20
	019	SAUCY GIFT		23	59	
59 *	0017	BRAZ, ANTONIO	POR	85.00	143.60	228.60
	017	FRIENDS FOREVER		75	57	
60	0031	VELAZQUEZ SUAREZ, J.	MEX	67.20	207.20	274.40
	031	MARY LUCAS		50	60	

Jumping

Rnk.	No.	RIDER / HORSE		POINTS / RANK.				Penal.	
		Name	Ctry.	Dsge.	ABCD	ABCD	Jump		
1	0063	RYAN, MATTHEW MORGAN	AUS	57.80	7.20	65.00	5.00	70.00	Gold
	063	KIBAH TIC TOC		18	1	1	9		
2	0081	BLOCKER, HERBERT	GER	52.20	27.60	79.80	1.50	81.30	Silver
	081	FEINE DAME		13	8	3	8		
3	0045	TAIT, ROBERT BLYTH	NZL	78.80	8.80	87.60	0.00	87.60	Bronze
	045	MESSIAH		69	2	8	1		
4	0021	LATTA, VICTORIA JEAN	NZL	58.00	24.80	82.80	5.00	87.80	
	021	CHIEF		19	6	5	9		
5	0044	HOY, ANDREW	AUS	58.80	25.60	84.40	5.00	89.40	
	044	KIWI		23	7	6	9		
6	0023	DIXON, KAREN	GBR	44.60	42.80	87.40	5.00	92.40	
	023	GET SMART		3	14	7	9		

Rnk.	No.	RIDER / HORSE		POINTS / RANK.		Dsge.+
		Name	Ctry.	Dressage	ABCD	ABCD
61	0071	MIRANDA DRUBI, LUCIANO	BRA	82.20	240.80	323.00
	071	XILENA		73	61	
62 *	0013	BOISSON, JEAN-JACQUES	FRA	64.80	265.20	330.00
	013	OSCAR DE LA LOGE		42	62	
63 *	0035	RYBAK, MIKHAIL	EUN	70.40	377.40	447.80
	035	RIBACHY		57	63	
	0054	ILIEV, ILIAN GUEORGUIEV	BUL	95.00	EL	
	054	DINAR		82		
	0036	FOFANOFF, SERGUEI	BRA	71.20	EL	
	036	KAISER EDEN		58		
	0069	CENTENERA SAMPER, S.	ESP	62.60	EL	
	069	JUST DIXON		30		
	0039	L.RODRIGUES, BERNARDO	POR	69.80	EL	
	039	PAPIZA JAC		54		
	0028	ROHOF, ANCHELA	NED	62.80	RE	
	028	CAPO DI CAPO		31		
*	0002	GREEN, DAVID MICHAEL	AUS	56.20	RE	
	002	DUNCAN II		16		
*	0052	MAGNI, FABIO	ITA	62.80	RE	
	052	PASSPORT		31		
*	0014	KARPOV, OLEG	EUN	81.20	RE	
	014	DOKAZ		72		
*	0056	SEGURET, DIDIER	FRA	66.20	RE	
	056	COEUR DE ROCKER HN		48		
*	0065	LING, ATTILA	HUN	71.80	RE	
	065	HAMUPIPOKE		60		
	0067	STARK, IAN	GBR	44.20	WD	
	067	MURPHY HIMSELF		2		
	0042	TUMBRIDGE, MARY JANE	BER	58.40	WD	
	042	BERMUDA'S OPTION		21		
	0077	TCHIKHLADZE, SANDRO	EUN	72.60	WD	
	077	GLAD		63		
	0029	YOUNG-BLACK, STUART IL	CAN	54.80	WD	
	029	VON PERRIER		15		
*	0059	TREWIN, TODD DOUGLASS	USA	67.80	WD	
	059	SANDSCRIPT		51		
	0022	BUBAN, ZSOLT	HUN	74.60	WD	
	022	HOFEHERKE		65		
	0070	STIBBE, EDDY	NED	66.80	WD	
	070	OLYMPIC BAHLUA		49		
	0001	ALFARO RAMOS, A.	MEX	83.40	WD	
	001	PAISANA		74		
*	0064	TODD, MARK JAMES	NZL	47.40	NS	
	064	WELTON GREYLAG		5		

Rnk.	No.	RIDER / HORSE		POINTS / RANK.				Penal.
		Name	Ctry.	Dsge.	ABCD	ABCD	Jump	
7	0007	ALVAREZ CERVERA, LUIS	ESP	65.00	37.20	102.20	0.00	102.20
	007	MR CHRISALIS		43	11	12	1	
8	0053	DONCKERS, KARIN	BEL	75.40	24.00	99.40	5.00	104.40
	053	BRITT		68	5	9	9	
9	0047	THOMSON, MARY E.	GBR	47.20	33.20	80.40	25.00	105.40
	047	KING WILLIAM		4	9	4	55	
10	0011	DESMEDT, JEF	BEL	64.60	38.80	103.40	5.00	108.40
	011	DOLLEMAN		39	12	13	9	
11	0061	EHRENBRINK, RALF	GER	62.80	40.80	103.60	5.00	108.60
	061	KILDARE		31	13	14	9	
12	0076	DUROY, MARIE-CHRISTINE	FRA	48.20	56.40	104.60	5.25	109.85
	076	QUART DU PLACINEAU HN		6	26	15	22	



Hípica
Proves obertes
Concurs complet

Hípica
Pruebas abiertas
Concurso completo

Sports équestres
Epreuves ouvertes
Concours complet

Equestrian sports
Events
Three-day event

RIDER / HORSE			POINTS / RANK.					Penal.	
Rnk.	No.	Name	Ctry.	Dsge.	ABCD	ABCD	Jump	Total	
13	0041	MYSEGAES, CORD H. V.	GER	52.00	48.40	100.40	10.00	110.40	
	041	RICARDO		12	18	11	24		
14	0062	FREDRICSSON, PEDER	SWE	88.60	22.40	111.00	0.00	111.00	
	062	HILLY TRIP		78	4	20	1		
15	0050	LIPS, MARTIN	NED	63.20	50.80	114.00	0.00	114.00	
	050	OLYMPIC WRITZMARC		35	22	21	1		
16	0003	NICHOLSON, ANDREW C.	NZL	61.20	9.20	70.40	45.00	115.40	
	003	SPINNING RHOMBUS		27	3	2	62		
17	0038	WALTON, JIL MARIE	USA	63.20	43.60	106.80	10.00	116.80	
	038	PATRONA		35	16	16	24		
18	0074	SNEYERS, WILLY	BEL	51.60	48.40	100.00	20.25	120.25	
	074	DRUM		10	18	10	53		
19	0049	DE LA ROCHA MILLE, S.	ESP	64.60	42.80	107.40	15.00	122.40	
	049	KINVARRA B'92		39	14	17	42		
20	0040	CHOI, MYUNG-JIN	KOR	58.60	49.20	107.80	16.50	124.30	
	040	PEPPERMINT		22	21	18	46		
21	0027	HAAGENSEN, NILS WEIDE	DEN	48.80	71.20	120.00	6.00	126.00	
	027	DISCOVERY		7	30	24	23		
22	0051	STEVENSON, R. SEAN	CAN	60.80	48.40	109.20	20.00	129.20	
	051	RISKY BUSINESS II		26	18	19	48		
23	0020	ROLTON, GILLIAN	AUS	64.20	60.00	124.20	5.00	129.20	
	020	PEPPERMINT GROVE		38	27	26	9		
24	0010	VILLATA, LARA	ITA	54.60	68.40	123.00	10.00	133.00	
	010	DAY LIGHT		14	29	25	24		
25	0068	KOWATA, YOSHIHIKO	JPN	75.00	50.80	125.80	10.00	135.80	
	068	HELLATDAWN		67	22	27	24		
26	0024	MIYAZAKI, EIKI	JPN	70.20	47.60	117.80	20.00	137.80	
	024	MYSTERY CARGO		56	17	23	48		
27	0078	SMILEY, ERIC BOYD	IRL	64.60	50.80	115.40	25.00	140.40	
	078	ENTERPRISE		39	22	22	55		
28	0034	BOUQUET, MICHEL	FRA	49.80	78.40	128.20	17.00	145.20	
	034	NEWPORT AA		9	34	28	47		
29	0037	CURRAN, MAIREAD	IRL	70.00	74.40	144.40	5.00	149.40	
	037	WATERCOLOUR		55	33	34	9		
30	0026	RISSIK, DAVID PETER	RSA	93.00	36.80	129.80	20.25	150.05	
	026	SCHIROUBLES		81	10	29	53		
31	0004	SOOS, ATTILA	HUN	87.80	64.80	152.60	0.00	152.60	
	004	ZSIZSIK		77	28	38	1		
32	0058	DUFF, M. F. ANN	IRL	58.80	87.20	146.00	10.00	156.00	
	058	RATHLIN ROE		23	40	35	24		
33	0033	KRUKOWSKI, JACEK	POL	73.40	74.00	147.40	10.00	157.40	
	033	IBIS		64	32	37	24		
34	0018	BAUMANN, M. ANDREAS	GER	43.80	93.60	137.40	20.00	157.40	
	018	ALABASTER		1	42	30	48		
35	0075	PIASECKI, PIOTR	POL	92.00	51.60	143.60	15.00	158.60	
	075	IGREK		80	25	33	42		
36	0048	GOTO, KOJIRO	JPN	67.80	78.40	146.20	15.00	161.20	
	048	RETALIC		51	34	36	42		
37	0006	IWATANI, KAZUHIRO	JPN	61.20	82.00	143.20	20.00	163.20	
	006	LORD WATERFORD		27	37	32	48		
38	0025	VILLALON GOMEZ, F.	ESP	71.40	82.80	154.20	10.00	164.20	
	025	CLEVER NIGHT		59	39	39	24		
39	0015	HOLOHAN, OLIVIA	IRL	63.00	91.20	154.20	10.00	164.20	
	015	RUSTICUS		34	41	39	24		
40	0032	VAN DER ELST, DIRK	BEL	74.80	81.60	156.40	10.00	166.40	
	032	FATAL LOVE		66	36	42	24		
41	0060	RAMIRES, VASCO	POR	91.40	82.40	173.80	0.00	173.80	
	060	BAONE		79	38	46	1		
42	0055	JARECKI, BOGUSLAW	POL	65.20	73.20	138.40	40.00	178.40	
	055	FANT		44	31	31	61		
43	0082	HERMAN, ANNA	SWE	51.80	116.80	168.60	10.00	178.60	
	082	MALACKY		11	52	44	24		

RIDER / HORSE			POINTS / RANK.					Penal.	
Rnk.	No.	Name	Ctry.	Dsge.	ABCD	ABCD	Jump	Total	
44	0008	VAN TUYLL, FIEPS	NED	57.60	97.20	154.80	26.00	180.80	
	008	OLYMPIC BRONZE		17	43	41	59		
45	0066	DESOSA, NICOLA	BER	68.20	107.60	175.80	10.00	185.80	
	066	PRAIRIE KING		53	47	48	24		
46	0080	RAMOS, ANTONIO	POR	72.40	102.80	175.20	11.50	186.70	
	080	CARIOCA		61	46	47	41		
47	0073	ROMAN, FEDERICO EURO	ITA	63.20	102.00	165.20	25.00	190.20	
	073	NORAC		35	45	43	55		
48	0016	PLUMB, J.M.	USA	49.60	135.60	185.20	10.00	195.20	
	016	ADONIS		8	55	50	24		
49	0009	HUNTER, RACHEL E.	CAN	80.20	101.60	181.80	15.00	196.80	
	009	KING PLANTAGENET		70	44	49	42		
50	0012	BACHUR, ARKADIUSZ	POL	66.00	107.60	173.60	25.00	198.60	
	012	CHUTOR		47	47	45	55		
51	0057	TANAS, VASSILI	EUN	81.00	115.20	196.20	5.00	201.20	
	057	DARNIK		71	51	54	9		
52	0079	BRADLEY, S. SHELTON	USA	65.20	128.00	193.20	10.00	203.20	
	079	SASSY REASON		44	53	52	24		
53	0072	HOLMES-SMITH, N. STUART	CAN	65.20	128.40	193.60	10.00	203.60	
	072	SIR LANCELOT		44	54	53	24		
54	0046	HERCZEGFALVY, TIBOR	HUN	85.20	113.40	198.60	10.00	208.60	
	046	LUMP		76	50	55	24		
55	0005	WALKER, R. DORIAN	GBR	58.00	150.80	208.80	0.00	208.80	
	005	JACANA		19	57	56	1		
56	0030	GIRARDI, FRANCESCO	ITA	72.40	112.80	185.20	26.25	211.45	
	030	STORMY WEATHER		61	49	50	60		
57	0019	DUVANDER, ERIK	SWE	58.80	164.40	223.20	11.25	234.45	
	019	SAUCY GIFT		23	58	57	40		
58	0017	BRAZ, ANTONIO	POR	85.00	143.60	228.60	10.00	238.60	
	017	FRIENDS FOREVER		75	56	58	24		
59	0031	VELAZQUEZ SUAREZ, J.	MEX	67.20	207.20	274.40	5.00	279.40	
	031	MARY LUCAS		50	59	59	9		
60	0071	MIRANDA DRUBI, LUCIANO	BRA	82.20	240.80	323.00	5.00	328.00	
	071	XILENA		73	60	60	9		
61	0013	BOISSON, JEAN-JACQUES	FRA	64.80	265.20	330.00	5.00	335.00	
	013	OSCAR DE LA LOGE		42	61	61	9		
62	0035	RYBAK, MIKHAIL	EUN	70.40	377.40	447.80	20.00	467.80	
	035	RIBACHY		57	62	62	48		
	0054	ILIEV, ILIAN GUEORGUIEV	BUL	95.00	EL				
	054	DINAR		82					
	0036	FOFANOFF, SERGUEI	BRA	71.20	EL				
	036	KAISER EDEN		58					
	0069	CENTENERA SAMPER, S.	ESP	62.60	EL				
	069	JUST DIXON		30					
	0059	TREWIN, TODD DOUGLASS	USA	67.80	EL				
	059	SANDSCRIPT		51					
	0039	L.RODRIGUES, BERNARDO	POR	69.80	EL				
	039	PAPIZA JAC		54					
	0028	ROHOF, ANCHELA	NED	62.80	RE				
	028	CAPO DI CAPO		31					
	0002	GREEN, DAVID MICHAEL	AUS	56.20	RE				
	002	DUNCAN II		16					
	0052	MAGNI, FABIO	ITA	62.80	RE				
	052	PASSPORT		31					
	0014	KARPOV, OLEG	EUN	81.20	RE				
	014	DOKAZ		72					
	0056	SEGURET, DIDIER	FRA	66.20	RE				
	056	COEUR DE ROCKER HN		48					
	0065	LING, ATTILA	HUN	71.80	RE				
	065	HAMUJPOKE		60					
	0067	STARK, IAN	GBR	44.20	WD				
	067	MURPHY HIMSELF		2					



Hípica
Proves abertas
Concurs complet

Hípica
Pruebas abiertas
Concurso completo

Sports équestres
Epreuves ouvertes
Concours complet

Equestrian sports
Events
Three-day event

Rnk.	RIDER / HORSE			POINTS / RANK.				Penal.
	No.	Name	Ctry.	Dsge.	ABCD	ABCD	Jump	
0042	TUMBRIDGE, MARY JANE	BER	58.40	WD				
042	BERMUDA'S OPTION		21					
0077	TCHIKHKLADZE, SANDRO	EUN	72.60	WD				
077	GLAD		63					
0043	LIDBECK, STAFFAN	SWE	61.60	WD				
043	BERNHARDINO		29					
0029	YOUNG-BLACK, STUART I. L.	CAN	54.80	WD				
029	VON PERRIER		15					

Rnk.	RIDER / HORSE			POINTS / RANK.				Penal.
	No.	Name	Ctry.	Dsge.	ABCD	ABCD	Jump	
0022	BUBAN, ZSOLT	HUN	74.60	WD				
022	HOFEHERKE		65					
0070	STIBBE, EDDY	NED	66.80	WD				
070	OLYMPIC BAHLUA		49					
0001	ALFARO RAMOS, ANTONIO	MEX	83.40	WD				
001	PAISANA		74					
0064	TODD, MARK JAMES	NZL	47.40	NS				
064	WELTON GREYLAG		5					



Hípica
Proves abertas
Concurs complet per equips

Hípica
Pruebas abiertas
Concurso completo por equipos

Sports équestres
Epreuves ouvertes
Concours complet par équipes

Equestrian sports
Events
Team three-day event

PENALTY POINTS							
Rnk.	Team		Dsge.	ABCD	Jump	Total	
1	AUS Australia		180.80	92.80	15.00	288.60	Gold
2	NZL New Zealand		198.00	42.80	50.00	290.80	Silver
3	GER Germany		167.00	116.80	16.50	300.30	Bronze
4	BEL Belgium		191.60	111.20	30.25	333.05	
5	ESP Spain		201.00	162.80	25.00	388.80	
6	GBR Great Britain		149.80	226.80	30.00	406.60	
7	JPN Japan		206.40	180.40	45.00	434.80	
8	IRL Ireland		193.40	212.40	40.00	445.80	
9	POL Poland		230.60	198.80	65.00	494.40	

PENALTY POINTS							
Rnk.	Team		Dsge.	ABCD	Jump	Total	
10	USA United States of America		178.00	307.20	30.00	515.20	
11	SWE Sweden		199.20	303.60	21.25	524.05	
12	CAN Canada		206.20	278.40	45.00	529.60	
13	ITA Italy		190.20	283.20	61.25	534.65	
14	FRA France		162.80	400.00	27.25	590.05	
15	POR Portugal		248.80	328.80	21.50	599.10	
	EUN Unified Team		224.00	EL	EL	EL	
	NED Netherlands		187.60	EL	EL	EL	
	HUN Hungary		247.60	EL	EL	EL	

172



Hípica
Proves abertas
Doma individual

Hípica
Pruebas abiertas
Doma individual

Sports équestres
Epreuves ouvertes
Dressage individuel

Equestrian sports
Events
Individual dressage

Final

RIDER / HORSE											
Rnk.	No.	Name	Ctry.	POINTS / RANK.					Total	%	
				-E-	-H-	-C-	-M-	-B-			
1	0432	UPHOFF, NICOLE	GER	338	328	320	313	327	1626	79.31	Gold
	432	REMBRANDT		1	1	1	1	1			
2	0428	WERTH, ISABELLE R.	GER	319	311	307	307	307	1551	75.65	Silver
	428	GIGOLO		2	2	2	2	3			
3	0429	BALKENHOL, KLAUS	GER	298	308	298	301	310	1515	73.90	Bronze
	429	GOLDSTERN		3	3	3	3	2			
4	0441	VAN GRUNSVEN, ANKY	NED	280	297	291	288	291	1447	70.58	
	441	OLYMPIC BONFIRE		5	4	4	4	4			
5	0417	KYRKLUND, KYRA M.	FIN	291	295	286	275	281	1428	69.65	
	417	EDINBURG		4	5	5	8	6			
6	0454	LAVELL, CAROL	USA	280	275	285	283	285	1408	68.68	
	454	GIFTED		5	11	6	5	5			
7	0435	LAUS, PIA	ITA	280	279	276	273	281	1389	67.75	
	435	ADRETT		5	7	8	9	6			
8	0402	MAX-THEURER, E.	AUT	271	281	283	282	263	1380	67.31	
	402	LIECHTENSTEIN		9	6	7	6	14			

-B- MECHLEM, UWE (GER)
-C- NIGGLI, WOLFGANG (SUI)
-E- OSAKA, EIZO (JPN)
-H- LETTE, ERIC (SWE)
-M- WILLIAMS, N. (NZL)

RIDER / HORSE											
Rnk.	No.	Name	Ctry.	POINTS / RANK.					Total	%	
				-E-	-H-	-C-	-M-	-B-			
9	0443	BONTJE, ELLEN	NED	263	276	276	271	275	1361	66.39	
	443	OLYMPIC LARIUS		12	10	8	10	11			
10	0410	VAN OLST, ANNE	DEN	273	274	265	270	276	1358	66.24	
	410	CHEVALIER		8	12	11	11	10			
11	0434	MERVELDT-STEFFANS, A.	IRL	255	278	269	281	272	1355	66.09	
	434	RAPALLO 16		15	8	10	7	12			
12	0404	HANSON-BOYLEN, C.	CAN	261	278	263	267	278	1347	65.70	
	404	BIRALDO 2		13	8	13	13	9			
13	0411	TOERNBLAD, ANNE G.	DEN	268	271	264	265	266	1334	65.07	
	411	RAVEL		11	13	12	14	13			
14	0448	HOFER, OTTO JOSEF	SUI	269	263	248	268	280	1328	64.78	
	448	RENZO		10	14	16	12	8			
15	0442	BARTELS, TINEKE	NED	258	261	260	261	262	1302	63.51	
	442	OLYMPIC COURAGE		14	15	14	15	15			
16	0423	HESTER, CARL RUPERT	GBR	243	253	254	258	246	1254	61.17	
	423	GIORGIONE		16	16	15	16	16			



Hípica
Proves obertes
Doma per equips

Hípica
Pruebas abiertas
Doma por equipos

Sports équestres
Epreuves ouvertes
Dressage par équipes

Equestrian sports
Events
Team dressage

Final

Rnk.	No.	RIDER / HORSE Name	Ctry.	POINTS / RANK.					Total	%	
				-E-	-H-	-C-	-M-	-B-			
1	* 0432	UPHOFF, NICOLE	GER	348	357	357	348	358	Q	1768	75.23
	432	REMB RANDT		1	1	1	2	1			
2	* 0428	WERTH, ISABELLE R.	GER	346	354	344	362	356	Q	1762	74.97
	-428	GIGOLO		2	2	2	1	2			
3	0429	BALKENHOL, KLAUS	GER	341	351	337	327	338	Q	1694	72.08
	429	GOLDSTERN		3	3	3	5	3			
4	* 0431	THEODORESCU, M. S.	GER	337	334	333	336	336	q	1676	71.31
	431	GRUNOX		4	4	5	3	4			
5	0441	VAN GRUNSVEN, ANKY	NED	322	327	334	329	319	Q	1631	69.40
	441	OLYMPIC BONFIRE		6	7	4	4	6			
6	* 0454	LAVELL, CAROL	USA	326	332	326	320	325	Q	1629	69.31
	454	GIFTED		5	5	6	6	5			
7	0402	MAX-THEURER, E.	AUT	309	323	318	320	315	Q	1585	67.44
	402	LIECHTENSTEIN		12	11	8	6	7			
8	* 0443	BONTJE, ELLEN	NED	303	329	318	314	313	Q	1577	67.10
	443	OLYMPIC LARIUS		23	6	8	9	10			
9	* 0435	LAUS, PIA	ITA	310	324	317	308	312	Q	1571	66.85
	435	ADRETT		10	10	10	12	11			
9	0417	KYRKLUND, KYRA M.	FIN	306	325	317	318	305	Q	1571	66.85
	417	EDINBURG		15	8	10	8	14			
11	0448	HOFER, OTTO JOSEF	SUI	312	312	307	302	315	Q	1548	65.87
	448	RENZO		8	15	16	15	7			
12	* 0404	HANSON-BOYLEN, C.	CAN	304	325	306	296	312	Q	1543	65.65
	404	BIRALDO 2		20	8	20	21	11			
13	0410	VAN OLS, ANNE	DEN	309	317	307	305	304	Q	1542	65.61
	410	CHEVALIER		12	12	16	13	17			
14	* 0411	TORNBLAD, ANNE G.	DEN	306	312	320	302	300	Q	1540	65.53
	411	RAVEL		15	15	7	15	23			
15	* 0442	BARTELS, TINEKE	NED	313	306	309	309	297	Q	1534	65.27
	442	OLYMPIC COURAGE		7	23	13	11	27			
16	0434	MERVELDT-STEFFANS, A.	IRL	306	299	309	298	315	Q	1527	64.97
	434	RAPELLO 16		15	26	13	19	7			
17	* 0423	HESTER, CARL RUPERT	GBR	310	317	294	298	304	Q	1523	64.80
	423	GIORGIONE		10	12	36	19	17			
18	0449	WILHELMSON, TINNE	SWE	304	311	306	294	307		1522	64.76
	449	CAPRICE		20	17	20	22	13			
19	0418	OTTO-CREPIN, MARGIT	FRA	303	308	315	290	305		1521	64.72
	419	MARITIM		23	19	12	29	14			
20	0450	BEHRENFORS, ANN	SWE	307	310	307	286	304		1514	64.42
	450	LEROY		14	18	16	34	17			
21	0426	FAURIE, EMILE	GBR	303	299	304	311	296		1513	64.38
	426	VIRTU		23	26	24	10	28			
22	0456	DOVER, ROBERT J.	USA	311	287	304	304	301		1507	64.12
	456	LECTRON		9	42	24	14	22			
22	0457	BREDAHL, CHARLOTTE	USA	300	308	305	301	293		1507	64.12
	457	MONSIEUR		27	19	23	17	31			
24	0452	WESTERBERG, ANNICA	SWE	297	303	303	294	304		1501	63.87
	452	TAKTIK		31	24	26	22	17			
25	0421	DURAND, CATHERINE	FRA	301	292	300	300	305		1498	63.74
	421	ORPHEE RBO		26	34	30	18	14			

Final

Rnk.	Team	Total pen.
1	GER Germany	5224 Gold
2	NED Netherlands	4742 Silver
3	USA United States of America	4643 Bronze
4	SWE Sweden	4537
5	DEN Denmark	4533
6	SUI Switzerland	4524

Rnk.	No.	RIDER / HORSE Name	Ctry.	POINTS / RANK.					Total	%	
				-E-	-H-	-C-	-M-	-B-			
25	* 0445	HUNKELER, RUTH	SUI	299	303	306	294	296		1498	63.74
	445	AFCHADI		29	24	20	22	28			
27	* 0455	POULIN, MICHAEL	USA	305	299	308	281	302		1495	63.61
	455	GRAF GEORGE		19	26	15	39	21			
28	0401	DOAN, CHRISTINE	AUS	299	307	291	294	300		1491	63.44
	401	DONDOLO		29	21	41	22	23			
29	* 0424	FRY, LAURA B.	GBR	304	295	303	293	291		1486	63.23
	424	QUARRYMAN		20	30	26	26	33			
29	0403	DUNKLEY, SUZANNE I.	BER	296	299	307	286	298		1486	63.23
	403	HIGHNESS		33	26	16	34	26			
31	* 0436	GIANI MARGI, PAOLO	ITA	293	307	297	285	299		1481	63.02
	436	DESTINO DI ACCIARELLA		38	21	32	36	25			
32	* 0447	RAMSEIER, DORIS	SUI	286	313	299	289	291		1478	62.89
	447	RENATUS		45	14	31	30	33			
33	* 0425	PARSONS, CAROL ANNE	GBR	297	292	295	291	293		1468	62.46
	425	VASHKAR		31	34	34	28	31			
34	* 0405	ISHOY, CYNTHIA M.	CAN	294	295	295	288	294		1466	62.38
	405	DAKAR		36	30	34	32	30			
35	* 0451	OSCARSSON-GOETHBERG, E.	SWE	300	290	303	287	280		1460	62.12
	451	LILLE CLAUD		27	36	26	33	43			
36	0409	HOBERG, LENE	DEN	295	290	302	277	287		1451	61.74
	409	BAYARD		35	36	29	44	37			
37	0420	CORNUT, SERGE	FRA	287	295	293	279	290		1444	61.44
	420	OLIFANT CHARRIERE		43	30	37	41	35			
38	0415	JOURAKOVSKAIA, INNA	EUN	296	294	293	278	282		1443	61.40
	415	PODGON		33	33	37	42	41			
39	* 0439	C. FANTONI, DARIA C.	ITA	288	289	296	283	283		1439	61.23
	439	SONNY BOY		41	41	33	38	40			
40	* 0444	SANDERS, ANNEMARIE	NED	290	290	283	289	284		1436	61.10
	444	OLYMPIC MONTREUX		40	36	43	30	39			
41	0440	SAKURAI, YOSHINAGA	JPN	306	282	277	292	278		1435	61.06
	440	MATADOR		15	44	45	27	45			
42	* 0422	D'ESME, DOMINIQUE	FRA	291	287	279	281	289		1427	60.72
	422	RAPPORT II		39	42	44	39	36			
43	0412	MATUTE AZPITARTE, J.	ESP	288	282	292	278	286		1426	60.68
	412	N'EST PAS		41	44	39	42	38			
44	* 0416	KLIMKO, OLGA	EUN	294	281	292	273	280		1420	60.42
	416	SHIPOVNIK		36	46	39	46	43			
45	* 0437	CONZ DALL'ORA, LAURA	ITA	287	290	284	276	282		1419	60.38
	437	LAHTI		43	36	42	45	41			
46	0408	JENSEN, BENT	DEN	285	290	275	284	277		1411	60.04
	408	ARISTON		46	36	46	37	46			
47	0413	ZOUIKOVA, IRINA	EUN	273	273	269	262	263		1340	57.02
	413	BARIN		47	47	47	47	48			
48	0406	PRACHT, MARTINA	CAN	267	264	264	251	267		1313	55.87
	406	EMIRAGE		48	48	48	48	47			
	0433	DALLOS, GYULA	HUN							NS	
	433	AKTION									



Hípica
Proves abertas
Salt d'obstacles individual

Hípica
Pruebas abiertas
Salto de obstáculos individual

Sports équestres
Epreuves ouvertes
Saut d'obstacles individuel

Equestrian sports
Events
Individual jumping

RIDER / HORSE				ROUND 1/ROUND 2/ROUND 3						Total	
Rnk.	No.	Name	Ctry.	Pen.	Time	Penal.	Time	Points	Rnk.	Points	
37 Q	0652	WHITAKER, MICHAEL	GBR	4	98.85	0.00	4.00	70.50	13		
	652	MONSANTA		4	97.52	0.00	4.00	72.50	8		
										143.00	
37 Q	0699	TOPS, JAN	NED	4	96.45	0.00	4.00	70.50	13		
	699	TOP GUN		4	95.93	0.00	4.00	72.50	8		
										143.00	
43 Q	0636	MARTINEZ DE IRUJO, C.	ESP	8	101.37	0.75	8.75	49.50	38		
	636	PALESTRO II		12	99.13	0.25	12.25	36.00	51		
				20	106.66	1.25	21.25	57.00	30	142.50	
44 q	0230	ALVAREZ CERVERA, L.	ESP	0	101.91	0.75	0.75	76.50	11		
	633	LET'S GO B'92		4	101.87	0.75	4.75	62.00	26		
										138.50	
45 Q	0720	HEDIN, ULRIKA	SWE	16	98.86	0.00	16.00	30.50	56		
	720	LIPTON		8	98.53	0.00	8.00	56.00	28		
				24	102.03	0.25	24.25	51.00	37	137.50	
46 Q	0679	HIGASHIRA, HIROKAZU	JPN	12	98.85	0.00	12.00	42.00	43		
	679	BALTIMORE		12	101.13	0.75	12.75	33.50	54		
				16	110.46	2.25	18.25	61.50	26	137.00	
47	0638	TIMCHENKO, ANATOLI	EUN	20	102.00	0.75	20.75	24.00	64		
	638	PRINTS		12	105.68	1.75	13.75	32.00	56		
				8	96.38	0.00	8.00	78.00	9	134.00	
48	0703	WILSON, HARVEY E.	NZL	12	103.21	1.25	13.25	36.00	52		
	703	MAYDAY		8	101.79	0.75	8.75	45.50	42		
				23	118.86	4.25	27.25	48.00	40	129.50	
49	0680	TOMIZAWA, HIROSUKE	JPN	20	97.33	0.00	20.00	26.00	62		
	680	DON CARLOS		12	99.62	0.25	12.25	36.00	51		
				11	118.34	4.25	15.25	67.00	21	129.00	
50	0657	BECKER, OTTO	GER	15	122.94	6.00	21.00	22.50	65		
	657	LUCKY LUKE		8	100.75	0.50	8.50	48.00	39		
				20	106.86	1.25	21.25	57.00	30	127.50	
50	0612	TEIXEIRA, VITOR	BRA	12	106.45	2.00	14.00	34.00	54		
	612	ATTACK Z		8	102.94	1.00	9.00	44.00	44		
				24	109.29	2.00	26.00	49.50	38	127.50	
52	0691	AZCARRAGA ROMANDIA, J.	MEX	12	95.74	0.00	12.00	42.00	43		
	691	CHIN CHIN		16	96.77	0.00	16.00	29.00	58		
				24	99.09	0.00	24.00	52.50	35	123.50	
53	0671	NUTI, GIORGIO	ITA	12	101.36	0.75	12.75	38.00	50		
	671	GAUGIN		16	102.20	1.00	17.00	26.50	61		
				24	101.88	0.00	24.00	52.50	35	117.00	
54	0618	MILLAR, IAN	CAN	12	95.71	0.00	12.00	42.00	43		
	618	BIG BEN		4	93.80	0.00	4.00	72.50	8		
										114.50	
55	0694	VALDES LACARRA, A.	MEX	24	109.35	2.75	26.75	17.00	71		
	694	PILATUS		8	108.52	2.50	10.50	42.00	46		
				20	108.35	1.75	21.75	55.00	33	114.00	
56	0605	MUNTZNER, JOERG	AUT	4	99.19	0.25	4.25	64.50	23		
	605	GRAF GRANDE		8	100.77	0.50	8.50	48.00	39		
										112.50	
57	0687	MOON, UN-JIN	KOR	15	124.56	6.50	21.50	21.00	67		
	687	EQUADOR		12	107.85	2.25	14.25	31.00	57		
				15	126.68	6.25	21.25	57.00	30	109.00	
58	0661	GOTTLER, VILMOS	HUN	12	93.66	0.00	12.00	42.00	43		
	661	KEMAL 36		23	110.36	3.00	26.00	14.00	74		
				32	103.70	0.50	32.50	44.00	44	100.00	
59	0704	GOODIN, BRUCE G.	NZL	20	102.01	1.00	21.00	22.50	65		
	704	RESERVATION		16	96.35	0.00	16.00	29.00	58		
				32	102.77	0.25	32.25	45.00	43	96.50	
60	0629	SAKAKINI, ANDRE	EGY	15	110.84	3.00	18.00	27.00	61		
	629	GETAWAY		27	116.17	4.50	31.50	12.00	76		
				19	120.65	4.75	23.75	54.00	34	93.00	

RIDER / HORSE				ROUND 1/ROUND 2/ROUND 3						Total	
Rnk.	No.	Name	Ctry.	Pen.	Time	Penal.	Time	Points	Rnk.	Points	
61	0717	MELLIGER, WILHELM	SUI	11	100.42	0.50	11.50	46.00	42		
	717	QUINTA C		12	94.47	0.00	12.00	39.50	47		
										85.50	
62	0609	DEMEERSMAN, DIRK	BEL	8	95.50	0.00	8.00	56.00	29		
	609	EDELBERT		20	98.29	0.00	20.00	21.50	65		
										77.50	
63	0726	KURSINSKI, ANNE K.	USA								
	726	CANNONBALL		4	93.69	0.00	4.00	72.50	8		
										72.50	
64	0623	TORRES, M. GUILLERMO	COL	41	147.95	12.25	53.25	8.00	80		
	623	KOS		23	124.67	6.50	29.50	13.00	75		
				19	129.58	7.00	26.00	49.50	38	70.50	
65	0616	PESSOA FILHO, NELSON	BRA	16	101.70	0.75	16.75	28.00	60		
	616	VIVALDI		12	98.48	0.00	12.00	39.50	47		
										67.50	
66	0719	LANNER, HENRIK	SWE	20	99.58	0.25	20.25	25.00	63		
	719	CANTADOU		12	95.83	0.00	12.00	39.50	47		
										64.50	
67	0688	MOON, HYUN-JIN	KOR	28	98.42	0.00	28.00	16.00	72		
	688	FRENCH RAPTURE									
				28	102.45	0.25	28.25	47.00	41	63.00	
68	0665	DARRAGH, PAUL	IRL	12	95.94	0.00	12.00	42.00	43		
	665	KILLELEA		24	100.29	0.50	24.50	16.00	72		
										58.00	
69	0670	HOLZER, C. RUSTY	ISV	36	99.65	0.25	36.25	12.00	76		
	670	MANASSAS COUNTY		8	101.46	0.75	8.75	45.50	42		
										57.50	
70	0647	SKELTON, NICK DAVID	GBR								
	647	DOLLAR GIRL		8	97.61	0.00	8.00	56.00	28		
										56.00	
71	0673	GO VONI, GIANNI	ITA	16	95.19	0.00	16.00	30.50	56		
	674	LARRY		15	112.23	3.50	18.50	24.00	64		
										54.50	
72	0626	WEILAND, HERMANN	CRO	16	97.25	0.00	16.00	30.50	56		
	626	DUFY 2		20	97.86	0.00	20.00	21.50	65		
										52.00	
72	0660	SLOOTHAAK, FRANKE	GER	16	96.10	0.00	16.00	30.50	56		
	658	PRESTIGE		20	94.31	0.00	20.00	21.50	65		
										52.00	
74	0700	ROMP, BERT	NED	11	112.67	3.50	14.50	33.00	55		
	700	WALDO E		17	133.98	8.75	25.75	15.00	73		
										48.00	
75	0669	MACKEN, EDDIE	IRL	31	118.61	5.00	36.00	13.00	75		
	669	WELFENKRONE		16	102.33	1.00	17.00	26.50	61		
										39.50	
75	0611	VANGEEBERGHE, J.	BEL	24	99.89	0.25	24.25	18.00	70		
	611	QUEEN OF DIAMONDS		20	96.36	0.00	20.00	21.50	65		
										39.50	
77	0705	COJUANGCO, DENISE	PHI	36	104.94	1.50	37.50	11.00	77		
	705	NIMMERDOR		16	103.96	1.25	17.25	25.00	63		
										36.00	
78	0628	K. PEDERESSEN, LONE	DEN	12	104.86	1.50	13.50	35.00	53		
	628	QLUDY									
										35.00	
79	0713	BETRIX, GONDA JOYCE	RSA	23	160.97	15.50	38.50	10.00	78		
	713	TOMMY 29		20	105.60	1.75	21.75	17.00	71		
										27.00	
80	0624	GAMBOA RODRIGUEZ, H.	COL	32	99.81	0.25	32.25	14.00	74		
	624	KUNG-FU		27	121.77	5.75	32.75	11.00	77		
										25.00	



Hípica
Proves obertes
Salt d'obstacles individual

Hípica
Pruebas abiertas
Salto de obstáculos individual

Sports équestres
Epreuves ouvertes
Saut d'obstacles individuel

Equestrian sports
Events
Individual jumping

RIDER / HORSE				ROUND 1/ROUND 2/ROUND 3						
Rnk.	No.	Name	Ctry.	Pen.	Time	Time	Penal. Total	Points	Rnk.	Total Points
81	0619	UNDERHILL, BETH	CAN	19	140.13	10.50	29.50	15.00	73	
	619	MONOPOLY								15.00
82	0685	KIM, SUNG-WHAN	KOR	33	143.65	11.25	44.25	9.00	79	
	685	ARIZONA								9.00
83	0686	YU, JUNG JAE	KOR							0.00
	686	CASUAL								0.00

Final

RIDER / HORSE				ROUND 1 / ROUND 2						
Rnk.	No.	Name	Ctry.	Pen.	Time	Time	Penal. Total	Rnk.	R1+R2	Penal.
1	0654	BEERBAUM, LUDGER	GER	0	98.08	0.00	0.00	1	0.00	Gold
	654	CLASSIC TOUCH		0	73.37	0.00	0.00	1		
2	0698	RAYMAKERS, PIET	NED	0	91.13	0.00	0.00	1	0.25	Silver
	698	RATINA Z		0	80.66	0.25	0.25	2		
3	0729	DELLO JOIO, NORMAN	USA	0	97.59	0.00	0.00	1	4.75	Bronze
	729	IRISH		4	82.15	0.75	4.75	4		
4	0641	GODIGNON, HERVE	FRA	0	104.02	1.00	1.00	5	6.25	
	641	QUIDAM DE REVEL		4	84.70	1.25	5.25	5		
5	0699	TOPS, JAN	NED	4	100.80	0.00	4.00	6	8.25	
	699	TOP GUN		4	80.52	0.25	4.25	3		
6	0721	GRETZER, MARIA	SWE	4	103.72	0.75	4.75	13	10.25	
	721	MARCOVILLE		4	85.88	1.50	5.50	6		
7	0608	PHILIPPAERTS, LUDO	BEL	4	96.75	0.00	4.00	6	12.25	
	608	DARCO		8	80.36	0.25	8.25	7		
8	0627	JENSEN, MERETHE	DEN	4	99.51	0.00	4.00	6	12.75	
	627	MAXIME		8	82.66	0.75	8.75	9		
9	0614	PESSOA, RODRIGO	BRA	4	94.74	0.00	4.00	6	16.00	
	614	SPECIAL ENVOY		12	79.00	0.00	12.00	12		
10	0728	MATZ, MICHAEL	USA	4	95.68	0.00	4.00	6	16.25	
	728	HEISMAN		12	80.62	0.25	12.25	14		
11	0642	NAVET, ERIC	FRA	8	97.74	0.00	8.00	14	16.50	
	642	QUITO DE BAUSSY		8	81.31	0.50	8.50	8		

Final

RIDER / HORSE				ROUND 1 / ROUND 2					
Rnk.	No.	Name	Ctry.	Pen.	Time	Time	Penal. Total	Points	Total Points
1	* 0604	FRUHMANN, THOMAS	AUT	0	96.52	0.00	0.00	82.50	
	604	GENIUS		0	97.12	0.00	0.00	84.50	167.00
1	* 0695	LANSINK, JOS	NED	0	94.67	0.00	0.00	82.50	
	695	EGANO		0	94.52	0.00	0.00	84.50	167.00
1	* 0723	ERIKSSON, PETER	SWE	0	95.75	0.00	0.00	82.50	
	723	MORITZ		0	96.43	0.00	0.00	84.50	167.00
4	0631	ASTOLFI, LUIS	ESP	4	98.30	0.00	4.00	70.50	
	631	FINO B'92		0	97.51	0.00	0.00	84.50	155.00
4	0651	WHITAKER, JOHN E.	GBR	0	95.14	0.00	0.00	82.50	
	651	MILTON		4	98.81	0.00	4.00	72.50	155.00
4	* 0698	RAYMAKERS, PIET	NED	0	91.48	0.00	0.00	82.50	
	698	RATINA Z		4	94.43	0.00	4.00	72.50	155.00

RIDER / HORSE				ROUND 1/ROUND 2/ROUND 3						
Rnk.	No.	Name	Ctry.	Pen.	Time	Time	Penal. Total	Points	Rnk.	Total Points
83	0690	MAURER RIOS, JOSE	MEX							
	690	AMERICA								0.00
83	0706	MATHIAS, JORGE	POR							
	706	WINDUS								0.00
83	0602	BOOR, BORIS	AUT							
	602	LOVE ME TENDER								0.00

RIDER / HORSE				ROUND 1 / ROUND 2						
Rnk.	No.	Name	Ctry.	Pen.	Time	Time	Penal. Total	Rnk.	R1+R2	Penal.
12	0718	FUCHS, MARKUS	SUI	8	98.16	0.00	8.00	14	17.00	
	718	SHANDOR II		8	83.11	1.00	9.00	10		
13	0607	BLATON, EVELINE	BEL	8	99.29	0.00	8.00	14	17.00	
	607	CAREFUL		8	83.34	1.00	9.00	10		
14	0651	WHITAKER, JOHN EDWIN	GBR	0	99.82	0.00	0.00	1	19.25	
	651	MILTON		15	96.18	4.25	19.25	18		
15	0652	WHITAKER, MICHAEL	GBR	8	94.88	0.00	8.00	14	20.00	
	652	MONSANTA		12	79.91	0.00	12.00	12		
16	0714	FUCHS, THOMAS	SUI	8	99.94	0.00	8.00	14	20.75	
	714	DYLANO		12	82.15	0.75	12.75	15		
17	0727	JACQUIN, LISA	USA	7	104.18	1.00	8.00	14	21.25	
	727	FOR THE MOMENT		12	84.22	1.25	13.25	16		
17	0672	SMIT, JERRY	ITA	8	99.59	0.00	8.00	14	21.25	
	672	GOVERNOR		12	84.45	1.25	13.25	16		
19	0631	ASTOLFI, LUIS	ESP	4	100.81	0.00	4.00	6	25.50	
	631	FINO B'92		20	85.45	1.50	21.50	19		
	0716	MC NAUGHT-MANDLI, L.	SUI	4	95.76	0.00	4.00	6	EL	
	716	PIROL B								
	0604	FRUHMANN, THOMAS	AUT	8	100.48	0.00	8.00	14	RE	
	604	GENIUS								
	0230	ALVAREZ CERVERA, L.	ESP	8	96.50	0.00	8.00	14	NS	
	633	LET'S GO B'92								



Hípica
Proves obertes
Salt d'obstacles per equips

Hípica
Pruebas abiertas
Salto de obstáculos por equipos

Sports équestres
Epreuves ouvertes
Saut d'obstacles par équipes

Equestrian sports
Events
Team jumping

Final

RIDER / HORSE				ROUND 1 / ROUND 2					
Rnk.	No.	Name	Ctry.	Pen.	Time	Time	Penal. Total	Points	Total Points
4	0603	SIMON, HUGO	AUT	0	95.19	0.00	0.00	82.50	
	603	APRICOT D		4	95.58	0.00	4.00	72.50	155.00
4	* 0728	MATZ, MICHAEL	USA	4	95.26	0.00	4.00	70.50	
	728	HEISMAN		0	95.52	0.00	0.00	84.50	155.00
9	* 0641	GODIGNON, HERVE	FRA	4	101.17	0.75	4.75	62.00	
	641	QUIDAM DE REVEL		0	96.93	0.00	0.00	84.50	146.50
10	* 0727	JACQUIN, LISA	USA	4	96.87	0.00	4.00	70.50	
	727	FOR THE MOMENT		4	96.17	0.00	4.00	72.50	143.00
10	* 0716	MC NAUGHT-MANDLI, L.	SUI	4	95.94	0.00	4.00	70.50	
	716	PIROL B		4	95.54	0.00	4.00	72.50	143.00
10	* 0699	TOPS, JAN	NED	4	96.45	0.00	4.00	70.50	
	699	TOP GUN		4	95.93	0.00	4.00	72.50	143.00



Hípica
Proves abertas
Salt d'obstacles per equips

Hípica
Pruebas abiertas
Salto de obstáculos por equipos

Sports équestres
Epreuves ouvertes
Saut d'obstacles par équipes

Equestrian sports
Events
Team jumping

RIDER / HORSE				ROUND 1 / ROUND 2					Total
Rnk.	No.	Name	Ctry.	Pen.	Time	Penal. Time	Penal. Total	Points	Points
10	0714	FUCHS, THOMAS	SUI	4	97.97	0.00	4.00	70.50	
	714	DYLANO		4	96.53	0.00	4.00	72.50	143.00
10	0652	WHITAKER, MICHAEL	GBR	4	98.85	0.00	4.00	70.50	
	652	MONSANTA		4	97.52	0.00	4.00	72.50	143.00
10	0301	TODD, MARK JAMES	NZL	4	96.24	0.00	4.00	70.50	
	702	DOUBLE TAKE		4	95.75	0.00	4.00	72.50	143.00
16	0627	JENSEN, MERETHE	DEN	4	103.33	1.25	5.25	60.00	
	627	MAXIME		0	100.68	0.50	0.50	81.00	141.00
17	0230	ALVAREZ CERVERA, L.	ESP	0	101.91	0.75	0.75	76.50	
	633	LET'S GO B'92		4	101.87	0.75	4.75	62.00	138.50
17	0614	PESSOA, RODRIGO	BRA	0	97.61	0.00	0.00	82.50	
	614	SPECIAL ENVOY		8	93.25	0.00	8.00	56.00	138.50
19	0608	PHILIPPAERTS, LUDO	BEL	0	97.94	0.00	0.00	82.50	
	608	DARCO		8	100.58	0.50	8.50	48.00	130.50
20	0718	FUCHS, MARKUS	SUI	8	94.81	0.00	8.00	56.00	
	718	SHANDOR II		4	94.34	0.00	4.00	72.50	128.50
20	0659	VON ROENNE, SOEREN	GER	8	93.22	0.00	8.00	56.00	
	659	TAGGI		4	98.02	0.00	4.00	72.50	128.50
20	0643	BOURDY, HUBERT	FRA	8	98.99	0.00	8.00	56.00	
	643	RAZZIA DU PONCEL		4	95.28	0.00	4.00	72.50	128.50
23 *	0621	FOSTER, JENNIFER S.	CAN	4	97.27	0.00	4.00	70.50	
	621	ZEUS		8	99.57	0.25	8.25	50.50	121.00
24	0711	GOTZ, PETER HANS	RSA	4	99.53	0.25	4.25	64.50	
	711	DIDI		8	96.70	0.00	8.00	56.00	120.50
25 *	0721	GRETZER, MARIA	SWE	4	102.40	1.00	5.00	61.00	
	721	MARCOVILLE		8	96.73	0.00	8.00	56.00	117.00
26	0701	AASEN, MORTEN	NOR	12	95.56	0.00	12.00	42.00	
	701	ANIMO		4	91.85	0.00	4.00	72.50	114.50
26	0618	MILLAR, IAN	CAN	12	95.71	0.00	12.00	42.00	
	618	BIG BEN		4	93.80	0.00	4.00	72.50	114.50
28	0605	MUNTZNER, JOERG	AUT	4	99.19	0.25	4.25	64.50	
	605	GRAF GRANDE		8	100.77	0.50	8.50	48.00	112.50
29	0634	SARASOLA MARULANDA, E.	ESP	8	97.24	0.00	8.00	56.00	
	634	MINSTREL		8	96.69	0.00	8.00	56.00	112.00
29	0622	HAYES, JAY DENNIS	CAN	8	97.20	0.00	8.00	56.00	
	622	ZUCARLOS		8	95.83	0.00	8.00	56.00	112.00
31	0642	NAVET, ERIC	FRA	4	94.88	0.00	4.00	70.50	
	642	QUITO DE BAUSSY		12	96.07	0.00	12.00	39.50	110.00
31	0681	TOMURA, TAKASHI	JPN	8	105.63	1.75	9.75	47.00	
	681	DORINA		4	100.20	0.50	4.50	63.00	110.00
33	0692	GUERRA PIEDRA, JAIME	MEX	8	100.56	0.50	8.50	51.00	
	692	CONSUL		8	97.35	0.00	8.00	56.00	107.00
34	0678	SOZZI, VALERIO	ITA	4	100.58	0.50	4.50	63.00	
	678	PAMINA		8	104.37	1.50	9.50	43.00	106.00
35	0639	ROBERT, MICHEL	FRA	0	95.55	0.00	0.00	82.50	
	639	NONIX		20	99.53	0.25	20.25	19.00	101.50
36 *	0666	CHARLES, PETER	IRL	12	102.42	1.00	13.00	37.00	
	666	KRUGER		4	99.61	0.25	4.25	64.00	101.00
37	0646	GRUBB, TIM	GBR	8	101.04	0.75	8.75	49.50	
	646	DENIZEN		8	99.77	0.25	8.25	50.50	100.00
38	0729	DELLO JOIO, NORMAN	USA	12	98.22	0.00	12.00	42.00	
	729	IRISH		8	96.59	0.00	8.00	56.00	98.00
39	0607	BLATON, EVELINE	BEL	0	101.77	0.75	0.75	76.50	
	607	CAREFUL		15	121.06	5.75	20.75	18.00	94.50
40	0613	DA MOTTA, CARLOS V.	BRA	24	92.50	0.00	24.00	19.00	
	613	WENDY		4	95.68	0.00	4.00	72.50	91.50
41 *	0668	KERNAN, JAMES	IRL	8	99.07	0.25	8.25	52.00	
	668	TOUCHDOWN		12	99.58	0.25	12.25	36.00	88.00
42 *	0720	HEDIN, ULRIKA	SWE	16	98.86	0.00	16.00	30.50	
	720	LIPTON		8	98.53	0.00	8.00	56.00	86.50
43 *	0636	MARTINEZ DE IRUJO, C.	ESP	8	101.37	0.75	8.75	49.50	
	636	PALESTRO II		12	99.13	0.25	12.25	36.00	85.50

RIDER / HORSE				ROUND 1 / ROUND 2					Total
Rnk.	No.	Name	Ctry.	Pen.	Time	Penal. Time	Penal. Total	Points	Points
43 *	0717	MELLIGER, WILHELM	SUI	11	100.42	0.50	11.50	46.00	
	717	QUINTA C		12	94.47	0.00	12.00	39.50	85.50
45 *	0672	SMIT, JERRY	ITA	8	96.59	0.00	8.00	56.00	
	672	GOVERNOR		16	97.89	0.00	16.00	29.00	85.00
46 *	0654	BEERBAUM, LUDGER	GER	0	98.23	0.00	0.00	82.50	
	654	CLASSIC TOUCH							82.50
47 *	0684	OKUNO, RYUZO	JPN	8	102.69	1.00	9.00	48.00	
	684	MILKY WAY		12	101.83	0.75	12.75	33.50	81.50
47	0703	WILSON, HARVEY E.	NZL	12	103.21	1.25	13.25	36.00	
	703	MAYDAY		8	101.79	0.75	8.75	45.50	81.50
49 *	0625	GARCIA, JUAN CARLOS	COL	15	127.18	7.25	22.25	20.00	
	625	QUEL TYPE D'ELLE		4	102.59	1.00	5.00	61.00	81.00
50 *	0612	TEIXEIRA, VITOR	BRA	12	106.45	2.00	14.00	34.00	
	612	ATTACK Z		8	102.94	1.00	9.00	44.00	78.00
51	0609	DEMEERSMAN, DIRK	BEL	8	95.50	0.00	8.00	56.00	
	609	EDELBERT		20	98.29	0.00	20.00	21.50	77.50
52	0679	HIGASHIRA, HIROKAZU	JPN	12	98.85	0.00	12.00	42.00	
	679	BALTIMORE		12	101.13	0.75	12.75	33.50	75.50
53 *	0726	KURSINSKI, ANNE K.	USA						
	726	CANNONBALL		4	93.69	0.00	4.00	72.50	72.50
54 *	0691	AZCARRAGA ROMANDIA, J.	MEX	12	95.74	0.00	12.00	42.00	
	691	CHIN CHIN		16	96.77	0.00	16.00	29.00	71.00
55 *	0657	BECKER, OTTO	GER	15	122.94	6.00	21.00	22.50	
	657	LUCKY LUKE		8	100.75	0.50	8.50	48.00	70.50
56 *	0616	PESSOA FILHO, NELSON	BRA	16	101.70	0.75	16.75	28.00	
	616	VIVALDI		12	98.48	0.00	12.00	39.50	67.50
57 *	0671	NUTI, GIORGIO	ITA	12	101.36	0.75	12.75	38.00	
	671	GAUGIN		16	102.20	1.00	17.00	26.50	64.50
57 *	0719	LANNER, HENRIK	SWE	20	99.58	0.25	20.25	25.00	
	719	CANTADOU		12	95.83	0.00	12.00	39.50	64.50
59	0680	TOMIZAWA, HIROSUKE	JPN	20	97.33	0.00	20.00	26.00	
	680	DON CARLOS		12	99.62	0.25	12.25	36.00	62.00
60 *	0694	VALDES LACARRA, A.	MEX	24	109.35	2.75	26.75	17.00	
	694	PILATUS		8	108.52	2.50	10.50	42.00	59.00
61 *	0665	DARRAGH, PAUL	IRL	12	95.94	0.00	12.00	42.00	
	665	KILLELEA		24	100.29	0.50	24.50	16.00	58.00
62	0670	HOLZER, CHARLES R.	ISV	36	99.65	0.25	36.25	12.00	
	670	MANASSAS COUNTY		8	101.46	0.75	8.75	45.50	57.50
63	0638	TIMCHENKO, ANATOLI	EUN	20	102.00	0.75	20.75	24.00	
	638	PRINTS		12	105.68	1.75	13.75	32.00	56.00
63 *	0647	SKELTON, NICK DAVID	GBR						
	647	DOLLAR GIRL		8	97.61	0.00	8.00	56.00	56.00
63	0661	GOTTLER, VILMOS	HUN	12	93.66	0.00	12.00	42.00	
	661	KEMAL 36		23	110.36	3.00	26.00	14.00	56.00
66	0673	GOVONI, GIANNI	ITA	16	95.19	0.00	16.00	30.50	
	674	LARRY		15	112.23	3.50	18.50	24.00	54.50
67	0660	SLOOTHAAK, FRANKE	GER	16	96.10	0.00	16.00	30.50	
	658	PRESTIGE		20	94.31	0.00	20.00	21.50	52.00
67	0687	MOON, UN-JIN	KOR	15	124.56	6.50	21.50	21.00	
	687	EQUADOR		12	107.85	2.25	14.25	31.00	52.00
67	0626	WEILAND, HERMANN	CRO	16	97.25	0.00	16.00	30.50	
	626	DUFY 2		20	97.86	0.00	20.00	21.50	52.00
70	0704	GOODIN, BRUCE G.	NZL	20	102.01	1.00	21.00	22.50	
	704	RESERVATION		16	96.35	0.00	16.00	29.00	51.50
71 *	0700	ROMP, BERT	NED	11	112.67	3.50	14.50	33.00	
	700	WALDO E		17	133.98	8.75	25.75	15.00	48.00
72 *	0611	VANGAENBERGHE, J.C.	BEL	24	99.89	0.25	24.25	18.00	
	611	QUEEN OF DIAMONDS		20	96.36	0.00	20.00	21.50	39.50
72 *	0669	MACKEN, EDDIE	IRL	31	118.61	5.00	36.00	13.00	
	669	WELFENKRONE		16	102.33	1.00	17.00	26.50	39.50
74	0629	SAKAKINI, ANDRE	EGY	15	110.84	3.00	18.00	27.00	
	629	GET AWAY		27	116.17	4.50	31.50	12.00	39.00



Hípica
Proves abertas
Salt d'obstacles per equips

Hípica
Pruebas abiertas
Salto de obstáculos por equipos

Sports équestres
Epreuves ouvertes
Saut d'obstacles par équipes

Equestrian sports
Events
Team jumping

RIDER / HORSE				ROUND 1 / ROUND 2					Total
Rnk.	No.	Name	Ctry.	Pen.	Time	Penal.	Time	Points	Points
75	0705	COJUANGCO, DENISE	PHI	36	104.94	1.50	37.50	11.00	
	705	NIMMERDOR		16	103.96	1.25	17.25	25.00	36.00
76	0628	K. PEDERESSEN, LONE	DEN	12	104.86	1.50	13.50	35.00	
	628	QLUDY							35.00
77	0713	BETRIX, GONDA JOYCE	RSA	23	160.97	15.50	38.50	10.00	
	713	TOMMY 29		20	105.60	1.75	21.75	17.00	27.00
78 *	0624	GAMBOA RODRIGUEZ, H.	COL	32	99.81	0.25	32.25	14.00	
	624	KUNG-FU		27	121.77	5.75	32.75	11.00	25.00
79 *	0623	TORRES, MANUEL G.	COL	41	147.95	12.25	53.25	8.00	
	623	KOS		23	124.67	6.50	29.50	13.00	21.00
80 *	0688	MOON, HYUN-JIN	KOR	28	98.42	0.00	28.00	16.00	
	688	FRENCH RAPTURE							16.00
81 *	0619	UNDERHILL, BETH	CAN	19	140.13	10.50	29.50	15.00	
	619	MONOPOLY							15.00

Final

		ROUND 1 / ROUND 2					
Rnk.	Team	1st Round	2nd Round	Total			
14	NED Netherlands	4.00	1	8.00	1	12.00 Gold	
2	AUT Austria	4.25	2	12.50	4	16.75 Silver	
3	FRA France	8.75	3	16.00	6	24.75 Bronze	
4	ESP Spain	12.75	5	12.75	5	25.50	
5	USA United States of America	20.00	8	8.00	1	28.00	
5	SUI Switzerland	16.00	7	12.00	3	28.00	
7	GBR Great Britain	12.75	5	16.00	6	28.75	
8	SWE Sweden	21.00	9	16.00	6	37.00	
9	CAN Canada	24.00	10	20.25	9	44.25	
10	BRA Brazil	30.75	13	21.00	10	51.75	

RIDER / HORSE				ROUND 1 / ROUND 2					Total
Rnk.	No.	Name	Ctry.	Pen.	Time	Penal.	Time	Points	Points
82	0685	KIM, SUNG-WHAN	KOR	33	143.65	11.25	44.25	9.00	
	685	ARIZONA							9.00
83	0686	YU, JUNG JAE	KOR						
	686	CASUAL							
83	0706	MATHIAS, JORGE	POR						
	706	WINDUS							
83 *	0690	MAURER RIOS, JOSE	MEX						
	690	AMERICA							
83	0725	PECHACEK, JIRI	TCH						
	725	GARTA							
83 *	0602	BOOR, BORIS	AUT						
	602	LOVE ME TENDER							

		ROUND 1 / ROUND 2					
Rnk.	Team	1st Round	2nd Round	Total			
11	GER Germany	24.00	10	32.50	13	56.50	
12	BEL Belgium	8.75	3	48.50	17	57.25	
13	JPN Japan	30.75	13	29.50	12	60.25	
14	IRL Ireland	33.25	15	33.50	14	66.75	
15	NZL New Zealand	38.25	16	28.75	11	67.00	
16	ITA Italy	25.25	12	42.50	16	67.75	
17	MEX Mexico	47.25	17	34.50	15	81.75	
18	COL Colombia	107.75	19	67.25	18	175.00	
	KOR Korea					EL	

FB

Futbol

Fútbol

Football

Football



	Català	Español	Français	English
1st	Primera	Primera	Première	First
2nd	Segona	Segunda	Seconde	Second
3rd	Tercer	Tercer	Troisième	Third
4th	Quart	Cuarto	Quatrième	Fourth
Against	Contra	Contra	Contre	Against
Align.	Alineació inicial	Equipo titular	Formation initiale	Line-up
Coach	Entrenador	Entrenador	Entraîneur	Coach
Corners	Córners	Córners	Corners	Corners
Dif.	Diferència	Diferencia	Difference	Difference
Event	Partit	Partido	Match	Event
Extra t.	Pròrroga	Prórroga	Prolongation	Extra time
Final	Final	Final	Finale	Final
For	A favor	A favor	En faveur	For
Free Kicks/F.K.	Tirs lliures	Golpes francos	Coups francs	Free Kicks
GOALS/Goals	Gols	Goles	Buts	Goals
group	Grup	Grupo	Groupe	Group
half/hi	Meitat	Mitad	Mi-temps	Half
In area/In a.	Dins l'àrea	Dentro del área	Dans la surface	In area
Linesman	Jutge de línia	Juez de línea	Juge de touche	Linesman
Lost	Perduts	Perdidos	Perdus	Lost
MATCH/Match	Partit/s	Partido/s	Match/es	Match/es
Name	Nom	Nombre	Nom	Name
No.	Número	Número	Numéro	Number
Off-Side	Fora de joc	Fuera de juego	Hors-jeux	Off-side
Out area/O. a.	Fora d'àrea	Fuera de área	Hors de la surface	Out area
Penalty/ies/Pen.	Penal/s	Penalti/s	Penalty/ies	Penalty/ies
Phase	Fase	Fase	Phase	Phase
Pl. Tim.	Temps jugat	Tiempo jugado	Temps joué	Played time
place	Lloc	Lugar	Lieu	Place
Played/played	Jugats	Jugados	Joué	Played
Points	Punts	Puntos	Points	Points
Possession	Possessió	Poseción	Possession	Possession
Prel.	Preliminar	Preliminar	Préliminaire	Preliminary
Quarterfinal	Quarts de final	Cuartos de final	Quarts de final	Quarterfinal
Ranking	Rànquing	Clasificación	Classement	Ranking
Real Time	Temps real	Tiempo real	Temps réel	Real time
Red	Targetes vermelles	Tarjetas rojas	Cartons rouges	Red cards
Referee	Àrbitre	Árbitro	Arbitre	Referee
round	Fase	Fase	Tour	Round
Scorers	Golejadors	Goleadores	Buteurs	Scorers
Semi-final	Semifinal	Semifinal	Demi-finale	Semi-final
Shots	Tirs	Tiros	Tirs	Shots
Summary	Resum	Resumen	Résumé	Summary
Team/s	Equip/s	Equipo/s	Équipe/s	Team/s
Tied	Empatats	Empatados	Égalité	Tied
TOTALS/Total	Total/s	Total/es	Total/aux	Total/s
Won	Guanyats	Ganados	Gagnés	Won
Yell.	Targetes grogues	Tarjetas amarillas	Cartons jaunes	Yellow cards



Fútbol
Hombres

Fútbol
Hombres

Football
Hommes

Football
Men

Prel. round - group A

ITA 2-1 USA						
1st half	2nd half	Extra t.-1st hl	Extra t.-2nd hl	Penalties	Real Time	
2-0	2-1				055	
Italy			United States of America			
Shots	Goals	Free Kicks	Shots	Goals		
2	0	1	1	1		
4	2	In area	3	0		
6	0	Out area	5	0		
0	0	Penalty	0	0		
2	0	Headers	2	0		
	53	Possession		47		
	2	Corners		4		
	3	Off-Side		1		
		Coach			OSIANDER, LOTHAR	
Referee principal: ESP DIAZ VEGA, MANUEL						
Linesman 1: ECU CEVALLOS CEVALLOS, JORGE E.						
Linesman 2: SWE SUNDQVIST, B. LENNHART						

Team	ITA	Italy	No.	Name	Align.	Pl.Tim.	Goals	Yell.	Red	
			01	ANTONIOLI, FRANCESCO	*	90	0	0	0	
			02	BONOMI, MAURO	*	90	0	0	0	
			03	FAVALLI, GIUSEPPE	*	69	0	0	0	
			05	MATRECANO, SALVATORE	*	90	0	0	0	
			07	ROSSINI, STEFANO	*	21	0	0	0	
			09	VERGA, RUFO EMILIANO	*	90	0	1	0	
			10	ALBERTINI, DEMETRIO	*	84	1	1	0	
			11	BAGGIO, DINO	*	90	0	1	0	
			13	CORINI, EUGENIO	*	90	0	0	0	
			14	MARCOLIN, DARIO	*	90	0	0	0	
			15	SORDO, GIANLUCA	*	6	0	0	0	
			16	BUSO, RENATO	*	90	0	0	0	
			19	MELLI, ALESSANDRO	*	90	1	0	0	
			TOTALS:				2	3	0	

Team	USA	United States of America	No.	Name	Align.	Pl.Tim.	Goals	Yell.	Red	
			01	FRIEDEL, BRADLEY HOWARD	*	90	0	0	0	
			02	RAST, CAMERON CHRISTIAN	*	90	0	0	0	
			04	BURNS, MICHAEL	*	90	0	0	0	
			05	IMLER, ERIK BRADLEY	*	90	0	0	0	
			07	WASHINGTON, DANTE D.N	*	90	0	0	0	
			08	LAPPER, MICHAEL STEVEN	*	90	0	0	0	
			10	REYNA, CLAUDIO ALEJANDRO	*	90	0	0	0	
			11	ALLNUTT, YARI	*	90	0	1	0	
			12	DAYAK, TROY MICHAEL	*	25	0	0	0	
			13	MOORE, JOE MAX	*	65	1	0	0	
			14	JONES, COBI N'GAI	*	90	0	0	0	
			17	HUWILER, MICHAEL JOSEPH	*	61	0	0	0	
			20	ONALFO, CURTIS JAMES	*	29	0	0	0	
			TOTALS:				1	1	0	

Prel. round - group A

POL 2 - 0 KUW						
1st half	2nd half	Extra t.-1st hl	Extra t.-2nd hl	Penalties	Real Time	
1-0	2-0				052	
Poland			Kuwait			
Shots	Goals	Free Kicks	Shots	Goals		
1	0	2	2	0		
6	1	In area	7	0		
6	0	Out area	12	0		
1	0	Penalty	0	0		
3	1	Headers	3	0		
	50	Possession		50		
	4	Corners		4		
	5	Off-Side		2		
		Coach			LOURUZ, VALMIR	
Referee principal: PAR ESCOBAR VALDEZ, JUAN FRANCISCO						
Linesman 1: ARG CARLOMAGNO, OSVALDO RUBEN						
Linesman 2: FRA MONNIER, CHARLES						

Team	POL	Poland	No.	Name	Align.	Pl.Tim.	Goals	Yell.	Red	
			01	KLAK, ALEKSANDER	*	90	0	0	0	
			02	JALOCCHA, MARCIN	*	45	0	0	0	
			03	LAPINSKI, TOMASZ	*	90	0	0	0	
			04	KOZMINSKI, MAREK	*	90	0	0	0	
			05	WALDOCH, TOMASZ	*	90	0	0	0	
			06	GESIOR, DARIUSZ	*	45	0	0	0	
			07	SWIERCZEWSKI, PIOTR	*	90	0	0	0	
			08	ADAMCZUK, DARIUSZ	*	90	0	1	0	
			10	BRZECZEK, JERZY	*	90	0	0	0	
			11	JUSKOWIAK, ANDRZEJ	*	83	2	1	0	
			13	STANIEK, RYSZARD	*	90	0	0	0	
			16	WALIGORA, MIROSLAW	*	7	0	0	0	
			20	KOWALCZYK, WOJCIECH	*	90	0	0	0	
			TOTALS:				2	2	0	

Team	KUW	Kuwait	No.	Name	Align.	Pl.Tim.	Goals	Yell.	Red	
			01	AL-MAJIDI, FALAH	*	90	0	0	0	
			02	ABDULLAH, OSAMA	*	90	0	0	0	
			06	AL-DHAFARI, NAWAF	*	70	0	0	0	
			07	MARZOUG, FAHAD K.	*	20	0	0	0	
			08	AL-KHODHARI, HUSAIN	*	77	0	0	0	
			09	AL-HADIYAH, ALI	*	90	0	0	0	
			10	MOHAMMAD, MANSOUR	*	90	0	1	0	
			11	SAIHAN, ABDULLAH	*	90	0	0	0	
			12	AL-AHMAD, FAWAZ	*	90	0	0	0	
			13	AL-DOKHI, YOUSEF	*	90	0	0	0	
			15	AL-EASA, HAMAD	*	13	0	0	0	
			16	AL-LANQAWI, SAMI	*	90	0	0	0	
			20	AL-HUWAIDI, JASEM	*	90	0	0	0	
			TOTALS:				0	1	0	

Prel. round - group A

ITA 0-3 POL						
1st half	2nd half	Extra t.-1st hl	Extra t.-2nd hl	Penalties	Real Time	
0-1	0-3				057	
Italy			Poland			
Shots	Goals	Free Kicks	Shots	Goals		
3	0	1	1	0		
3	0	In area	13	3		
2	0	Out area	4	0		
0	0	Penalty	0	0		
2	0	Headers	3	0		
	53	Possession		47		
	5	Corners		3		
	8	Off-Side		4		
		Coach			WOJCIAK, JANUSZ	
Referee principal: GBR DON, PHILIP						
Linesman 1: BEL MATTHYS, LUC						
Linesman 2: ECU CEVALLOS CEVALLOS, JORGE E.						

Team	ITA	Italy	No.	Name	Align.	Pl.Tim.	Goals	Yell.	Red	
			01	ANTONIOLI, FRANCESCO	*	90	0	0	0	
			02	BONOMI, MAURO	*	90	0	0	0	
			03	FAVALLI, GIUSEPPE	*	57	0	1	0	
			04	LUZARDI, LUCA	*	59	0	2	0	
			07	ROSSINI, STEFANO	*	33	0	0	0	
			09	VERGA, RUFO EMILIANO	*	90	0	0	0	
			10	ALBERTINI, DEMETRIO	*	90	0	1	0	
			13	CORINI, EUGENIO	*	66	0	0	1	
			14	MARCOLIN, DARIO	*	90	0	1	0	
			15	SORDO, GIANLUCA	*	56	0	1	0	
			16	BUSO, RENATO	*	90	0	1	0	
			19	MELLI, ALESSANDRO	*	90	0	0	0	
			20	MUZZI, ROBERTO	*	34	0	0	0	
			TOTALS:				0	7	1	

Team	POL	Poland	No.	Name	Align.	Pl.Tim.	Goals	Yell.	Red	
			01	KLAK, ALEKSANDER	*	90	0	0	0	
			02	JALOCCHA, MARCIN	*	90	0	1	0	
			03	LAPINSKI, TOMASZ	*	90	0	0	0	
			04	KOZMINSKI, MAREK	*	81	0	0	0	
			05	WALDOCH, TOMASZ	*	90	0	1	0	
			07	SWIERCZEWSKI, PIOTR	*	90	0	1	0	
			08	ADAMCZUK, DARIUSZ	*	90	0	0	0	
			09	MIELCARSKI, GRZEGORZ	*	15	1	0	0	
			10	BRZECZEK, JERZY	*	90	0	0	0	
			11	JUSKOWIAK, ANDRZEJ	*	75	1	0	0	
			13	STANIEK, RYSZARD	*	90	1	0	0	
			14	BAJOR, MAREK	*	9	0	0	0	
			20	KOWALCZYK, WOJCIECH	*	90	0	0	0	
			TOTALS:				3	3	0	

Prel. round - group A

USA 3 - 1 KUW						
1st half	2nd half	Extra t.-1st hl	Extra t.-2nd hl	Penalties	Real Time	
0-1	3-1				056	
United States of America			Kuwait			
Shots	Goals	Free Kicks	Shots	Goals		
5	1	1	1	0		
9	1	In area	4	0		
11	1	Out area	10	0		
0	0	Penalty	0	0		
2	0	Headers	1	1		
	52	Possession		48		
	10	Corners		2		
	1	Off-Side		3		
		Coach			LOURUZ, VALMIR	
Referee principal: MRI LIM KEE CHONG, AN YAN						
Linesman 1: FRA MONNIER, CHARLES						
Linesman 2: MAR RHARIB, EL JILALI						

Team	USA	United States of America	No.	Name	Align.	Pl.Tim.	Goals	Yell.	Red	
			01	FRIEDEL, BRADLEY HOWARD	*	90	0	0	0	
			02	RAST, CAMERON CHRISTIAN	*	90	0	0	0	
			04	BURNS, MICHAEL	*	90	0	1	0	
			06	BROSE, DARIO	*	64	1	0	0	
			08	LAPPER, MICHAEL STEVEN	*	90	0	1	0	
			09	SNOW, STEPHEN LEONARD	*	90	1	0	0	
			10	REYNA, CLAUDIO ALEJANDRO	*	90	0	0	0	
			11	ALLNUTT, YARI	*	19	0	0	0	
			13	MOORE, JOE MAX	*	90	0	0	0	
			14	JONES, COBI N'GAI	*	71	0	0	0	
			16	LAGOS, MANNY	*	26	1	0	0	
			17	HUWILER, MICHAEL JOSEPH	*	90	0	0	0	
			20	ONALFO, CURTIS JAMES	*	90	0	0	0	
			TOTALS:				3	2	0	

Team	KUW	Kuwait	No.	Name	Align.	Pl.Tim.	Goals	Yell.	Red	
			01	AL-MAJIDI, FALAH	*	90	0	0	0	
			02	ABDULLAH, OSAMA	*	90	0	0	0	
			03	HAJI, AHMAD	*	90	0	0	0	
			07	MARZOUG, FAHAD K.	*	11	0	0	0	
			08	AL-KHODHARI, HUSAIN	*	90	0	0	0	
			09	AL-HADIYAH, ALI	*	90	1	0	0	
			10	MOHAMMAD, MANSOUR	*	79	0	0	0	
			11	SAIHAN, ABDULLAH	*	90	0	1	0	
			12	AL-AHMAD, FAWAZ	*	90	0	0	0	
			13	AL-DOKHI, YOUSEF	*	90	0	0	0	
			14	BEN HAJJI, MUHAMMAD J.	*	25	0	0	0	
			16	AL-LANQAWI, SAMI	*	90	0	0	0	
			20	AL-HUWAIDI, JASEM	*	65	0	0	0	
			TOTALS:				1	1	0	



Fútbol
Homes

Fútbol
Hombres

Football
Hommes

Football
Men

Prel. round - group A

ITA 1-0 KUW						
1st half	2nd half	Extra t.-1st hl	Extra t.-2nd hl	Penalties	Real Time	
1-0	1-0				029	
Italy			Kuwait			
Shots	Goals	Free Kicks	Shots	Goals		
2	0	1	1	0		
6	1	In area	0	0		
5	0	Out area	9	0		
0	0	Penalty	0	0		
6	0	Headers	0	0		
	48	Possession		52		
	7	Corners		1		
	2	Off-Side		2		
MALDINI, CESARE		Coach	LOURUZ, VALMIR			
Referee principal: MEX BRIZIO CARTER, ARTURO PABLO						
Linesman 1: AUS DUNSTER, GORDON PETER						
Linesman 2: KOR PARK, HAE-YOUNG						

Team	ITA	Italy				
No.	Name	Align.	Pl.Tim.	Goals	Yell.	Red
01	ANTONIOLI, FRANCESCO	*	90	0	0	0
02	BONOMI, MAURO	*	90	0	0	0
03	FAVALLI, GIUSEPPE	*	90	0	0	0
05	MATRECANO, SALVATORE	*	90	0	0	0
07	ROSSINI, STEFANO	*	14	0	0	0
09	VERGA, RUFO EMILIANO	*	90	0	0	0
11	BAGGIO, DINO	*	90	0	0	0
14	MARCOLIN, DARIO	*	90	0	0	0
15	SORDO, GIANLUCA	*	56	0	1	0
16	BUSO, RENATO	*	90	0	0	0
17	ROCCO, PASQUALE D.	*	76	0	0	0
19	MELLI, ALESSANDRO	*	90	1	0	0
20	MUZZI, ROBERTO	*	34	0	0	0
TOTALS:				1	1	0

Team	KUW	Kuwait				
No.	Name	Align.	Pl.Tim.	Goals	Yell.	Red
01	AL-MAJIDI, FALAH	*	90	0	0	0
02	ABDULLAH, OSAMA	*	90	0	0	0
03	HAJI, AHMAD	*	90	0	0	0
04	AL-ANZI, MESHAL	*	81	0	0	0
05	AL-KHALEDI, MOHAMMAD	*	90	0	1	0
09	AL-HADIYAH, ALI	*	90	0	0	0
12	AL-AHMAD, FAWAZ	*	90	0	0	0
13	AL-DOKHI, YOUSEF	*	90	0	0	0
14	BEN HAJJI, MUHAMMAD J.	*	5	0	0	0
16	AL-LANQAWI, SAMI	*	90	0	0	0
17	AL-ENIZI, THAMER	*	90	0	0	0
18	AL-ENEZI, SALAMMAH A.	*	9	0	0	0
20	AL-HUWAIDI, JASEM	*	85	0	0	0
TOTALS:				0	1	0

Prel. round - group A

USA 2 - 2 POL						
1st half	2nd half	Extra t.-1st hl	Extra t.-2nd hl	Penalties	Real Time	
1-2	2-2				057	
United States of America			Poland			
Shots	Goals	Free Kicks	Shots	Goals		
0	0	1	0	0		
2	1	In area	12	2		
14	0	Out area	10	0		
0	0	Penalty	0	0		
7	1	Headers	4	0		
	53	Possession		47		
	7	Corners		4		
	4	Off-Side		1		
OSIANDER, LOTHAR		Coach	WOJCIK, JANUSZ			
Referee principal: MRI LIM KEE CHONG, AN YAN						
Linesman 1: MAR RHARIB, EL JILALI						
Linesman 2: FRA MONNIER, CHARLES						

Team	USA	United States of America				
No.	Name	Align.	Pl.Tim.	Goals	Yell.	Red
01	FRIEDEL, BRADLEY HOWARD	*	90	0	0	0
03	LALAS, PANAYOTIS A.	*	45	0	0	0
04	BURNS, MICHAEL	*	90	0	0	0
05	IMLER, ERIK BRADLEY	*	90	1	0	0
08	LAPPER, MICHAEL STEVEN	*	90	0	1	0
09	SNOW, STEPHEN LEONARD	*	90	1	0	0
10	REYNA, CLAUDIO ALEJANDRO	*	90	0	0	0
11	ALLNUTT, YARI	*	90	0	0	0
13	MOORE, JOE MAX	*	45	0	0	0
14	JONES, COBI N'GAI	*	17	0	0	0
16	LAGOS, MANNY	*	73	0	0	0
17	HUWILER, MICHAEL JOSEPH	*	90	0	0	0
20	ONALFO, CURTIS JAMES	*	90	0	0	0
TOTALS:				2	1	0

Team	POL	Poland				
No.	Name	Align.	Pl.Tim.	Goals	Yell.	Red
01	KLAK, ALEKSANDER	*	90	0	0	0
02	JALOCZA, MARCIN	*	90	0	0	0
03	LAPINSKI, TOMASZ	*	90	0	0	0
04	KOZMINSKI, MAREK	*	90	1	0	0
05	WALDOCH, TOMASZ	*	90	0	0	0
06	GESIOR, DARIUSZ	*	45	0	0	0
08	ADAMCZUK, DARIUSZ	*	84	0	0	0
10	BRZECZEK, JERZY	*	90	0	0	0
11	JUSKOWIAK, ANDRZEJ	*	90	1	0	0
13	STANIEK, RYSZARD	*	90	0	0	0
14	BAJOR, MAREK	*	45	0	0	0
15	KOBYLANSKI, ANDRZEJ	*	6	0	0	0
20	KOWALCZYK, WOJCIECH	*	90	0	0	0
TOTALS:				2	0	0

Prel. round - group B

ESP 4 - 0 COL						
1st half	2nd half	Extra t.-1st hl	Extra t.-2nd hl	Penalties	Real Time	
3-0	4-0				044	
Spain			Colombia			
Shots	Goals	Free Kicks	Shots	Goals		
1	0	4	2	0		
7	4	In area	3	0		
3	0	Out area	10	0		
0	0	Penalty	0	0		
1	0	Headers	1	0		
	48	Possession		52		
	4	Corners		3		
	1	Off-Side		5		
MIERA, VICENTE		Coach	GOMEZ, HERNAN D.			
Referee principal: GER DR. MARKUS MERK						
Linesman 1: GBR CLARK, KENNETH						
Linesman 2: HUN MARTON, SANDOR						

Team	ESP	Spain				
No.	Name	Align.	Pl.Tim.	Goals	Yell.	Red
02	FERRER LLOPIS, ALBERT	*	90	0	1	0
03	LASA GOICOECHEA, MIKEL	*	90	0	0	0
04	SOLOZABAL VILLANUEVA, R.	*	90	0	0	0
05	LOPEZ MARTINEZ, JUAN M.	*	22	0	0	1
08	MARTINEZ GARCIA, LUIS E.	*	90	1	0	0
09	GUARDIOLA SALA, JOSEP	*	80	1	1	0
10	FERNANDEZ ANTUÑA, A.	*	52	0	2	0
13	JIMENEZ SISTACHS, A.	*	90	0	0	0
15	SOLER ATENCIS, FRANCISCO	*	10	0	0	0
16	HERNANDEZ SANCHEZ, M.	*	29	0	0	0
17	BERGES MARIN, RAFAEL	*	90	1	0	0
19	NARVAEZ, QUICO	*	90	1	0	0
20	PEREZ MUÑOZ, ALFONSO	*	61	0	0	0
TOTALS:				4	4	1

Team	COL	Colombia				
No.	Name	Align.	Pl.Tim.	Goals	Yell.	Red
01	CALERO RODRIGUEZ, MIGUEL	*	90	0	1	0
02	BERMUDEZ MORALES, J.H.	*	90	0	0	0
04	SANTA ROBLEDO, JOSE F.	*	90	0	1	0
06	GAVIRIA CARVAJAL, HERMAN	*	90	0	0	0
07	ASPRILLA HINESTROZA, F.	*	90	0	0	0
08	LOZANO PRADO, JOHNN H.	*	90	0	1	0
09	VALENCIANO PEREZ, IVAN R.	*	17	0	0	1
10	PACHECO BUSTAMANTE, V.D.	*	45	0	0	0
13	CASSIANI GOMEZ, GEOVANIS	*	88	0	2	0
14	PEREZ MUÑOZ, JOHN W.	*	45	0	0	0
15	ARISTIZABAL POSADA, V.H.	*	45	0	1	0
18	OSORIO RENDON, DIEGO L.	*	90	0	0	0
20	CAÑAS ESPINOSA, OMAR D.	*	45	0	1	0
TOTALS:				0	7	1

Prel. round - group B

EGY 0 - 1 QAT						
1st half	2nd half	Extra t.-1st hl	Extra t.-2nd hl	Penalties	Real Time	
0-0	0-1				052	
Arab Republic of Egypt			Qatar			
Shots	Goals	Free Kicks	Shots	Goals		
4	0	0	0	0		
5	0	In area	2	0		
10	0	Out area	10	0		
0	0	Penalty	0	0		
1	0	Headers	2	1		
	54	Possession		46		
	6	Corners		8		
	2	Off-Side		0		
ABDELKADER, MAHMOUD		Coach	DE MACEDO, EVARISTO			
Referee principal: GBR DON, PHILIP						
Linesman 1: SUI MORANDI, MARC						
Linesman 2: BEL MATTHYS, LUC						

Team	EGY	Arab Republic of Egypt				
No.	Name	Align.	Pl.Tim.	Goals	Yell.	Red
01	IBRAHIM, NADER	*	90	0	0	0
02	ELMANZALAWY, AMR	*	90	0	0	0
03	ABDELHAMID, TAMER	*	90	0	0	0
04	ELGHANDOUR, KHALED	*	23	0	0	0
06	ELSHESHITY, SAMY	*	90	0	0	0
08	KHASHBA, HADY	*	90	0	1	0
09	IBRAHIM, MOSTAFA	*	90	0	0	0
10	IBRAHIM, MOHAMED	*	72	0	0	0
11	RAYYAN, YASSER	*	90	0	0	0
13	ABDELRAZIK, MOHAMED	*	67	0	0	0
16	SAKR, TAWFIK	*	90	0	0	0
17	ELNOAMANY, AHMED	*	90	0	0	0
20	EL MASRY, IBRAHIM	*	18	0	0	0
TOTALS:				0	1	0

Team	QAT	Qatar				
No.	Name	Align.	Pl.Tim.	Goals	Yell.	Red
01	SALEH, AHMAD KHALIL I.J.M.	*	90	0	0	0
02	AL-ATTEYA, HAMAD M.S.M.	*	90	0	0	0
03	SUWAID, RASHID SHAMI H.	*	90	0	1	0
04	AL-KUWARI, ZAMEL ESSA N.	*	90	0	0	0
05	AL-OBAILY, A-NASSER ALIA.	*	66	0	0	0
06	MAAYOF, WALEED BAKHIT M.	*	90	0	0	0
07	NOORALLA, MUBARAK M.	*	90	1	0	0
08	JOHAR, JUMAH SALEM M.	*	80	0	0	0
09	SOUF, MAHMOUD YASEEN	*	90	0	0	0
10	AL KUWARI, FAHAD MOHD F.	*	24	0	0	0
11	AL-MULLA, ADEL MULLA Z.	*	90	0	0	0
16	AL-MOHANNADI, MOHD K.	*	90	0	0	0
19	AL-WAHEEBI, KHALID H.A.H.	*	10	0	0	0
TOTALS:				1	1	0



Futbol
Homes

Fútbol
Hombres

Football
Hommes

Football
Men

Prel. round - group B

ESP 2-0 EGY						
1st half	2nd half	Extra t.-1st hl	Extra t.-2nd hl	Penalties	Real Time	
0-0	2-0				053	
Spain			Arab Republic of Egypt			
Shots	Goals	Free Kicks	Shots	Goals		
1	0		1	0		
9	0	In area	1	0		
5	1	Out area	3	0		
0	0	Penalty	0	0		
4	1	Headers	0	0		
	64	Possession		36		
	8	Corners		2		
	5	Off-Side		0		
		Coach			ABDELKADER, M.	
Referee principal: BRA REZENDE FREITAS, MARCIO						
Linesman 1: HUN MARTON, SANDOR						
Linesman 2: GBR CLARK, KENNETH						

Team	ESP	Spain	No.	Name	Align.	Pl.Tim.	Goals	Yell.	Red
			02	FERRER LLOPIS, ALBERT		90	0	0	0
			03	LASA GOICOECHEA, MIKEL		90	0	0	0
			04	SOLOZABAL VILLANUEVA, R.		90	1	0	0
			06	VILLABONA ETXALEKU, DAVID		8	0	0	0
			07	AMAVISCA GARATE, JOSE		6	0	0	0
			08	MARTINEZ GARCIA, LUIS E.	*	90	0	0	0
			09	GUARDIOLA SALA, JOSEP	*	90	0	0	0
			13	JIMENEZ SISTACHS, ANTONIO	*	90	0	0	0
			15	SOLER ATENCIS, FRANCISCO	*	90	1	0	0
			16	HERNANDEZ SANCHEZ, M.	*	90	0	0	0
			17	BERGES MARIN, RAFAEL	*	84	0	0	0
			19	NARVAEZ, QUICO	*	82	0	0	0
			20	PEREZ MUÑOZ, ALFONSO	*	90	0	1	0
TOTALS:							2	1	0

Team	EGY	Arab Republic of Egypt	No.	Name	Align.	Pl.Tim.	Goals	Yell.	Red
			01	IBRAHIM, NADER	*	90	0	0	0
			02	ELMANZALAWY, AMR	*	90	0	0	0
			03	ABDELHAMID, TAMER	*	16	0	0	1
			06	ELSHESHITY, SAMY	*	90	0	1	0
			08	KHASHBA, HADY	*	90	0	1	0
			09	IBRAHIM, MOSTAFA	*	64	0	0	0
			10	IBRAHIM, MOHAMED	*	26	0	0	0
			11	RAYYAN, YASSER	*	31	0	0	0
			13	ABDELRAZIK, MOHAMED	*	90	0	1	0
			15	KHAFAGA, AKL	*	90	0	0	0
			16	SAKR, TAWFIK	*	90	0	0	0
			17	ELNOAMANY, AHMED	*	90	0	0	0
			20	EL MASRY, IBRAHIM	*	59	0	0	0
TOTALS:							0	3	1

Prel. round - group B

COL 1 - 1 QAT						
1st half	2nd half	Extra t.-1st hl	Extra t.-2nd hl	Penalties	Real Time	
0-0	1-1				055	
Colombia			Qatar			
Shots	Goals	Free Kicks	Shots	Goals		
1	0		0	0		
5	0	In area	5	1		
3	0	Out area	8	0		
1	0	Penalty	0	0		
1	1	Headers	1	0		
	64	Possession		36		
	4	Corners		6		
	8	Off-Side		5		
		Coach			DE MACEDO, EVARISTO	
Referee principal: MEX BRIZIO CARTER, ARTURO PABLO						
Linesman 1: KOR PARK, HAE-YOUNG						
Linesman 2: AUS DUNSTER, GORDON PETER						

Team	COL	Colombia	No.	Name	Align.	Pl.Tim.	Goals	Yell.	Red
			01	CALERO RODRIGUEZ, MIGUEL	*	90	0	0	0
			02	BERMUDEZ MORALES, J.H.	*	90	0	0	0
			03	MORENO GAVIRIA, R.F.	*	90	0	0	0
			04	SANTA ROBLEDO, JOSE F.	*	90	0	0	0
			05	MARULANDA, VICTOR H.	*	90	0	0	0
			06	GAVIRIA CARVAJAL, HERMAN	*	90	0	0	0
			07	ASPRILLA HINESTROZA, F.	*	90	0	1	0
			08	LOZANO PRADO, JOHNN H.	*	45	0	0	0
			10	PACHECO BUSTAMANTE, V.D.	*	90	0	0	0
			11	URIBE GOMEZ, CARLOS A.	*	6	0	0	0
			15	ARISTIZABAL POSADA, V.H.	*	90	1	0	0
			16	RESTREPO VASQUEZ, G.A.	*	90	0	0	0
			20	CAÑAS ESPINOSA, OMAR D.	*	39	0	0	0
TOTALS:							1	1	0

Team	QAT	Qatar	No.	Name	Align.	Pl.Tim.	Goals	Yell.	Red
			01	SALEH, AHMAD KHALIL I.J.M.	*	90	0	0	0
			02	AL-ATTEYA, HAMAD M.S.M.	*	90	0	0	0
			03	SUWAID, RASHID SHAMI H.	*	90	0	0	0
			04	AL-KUWARI, ZAMEL ESSA N.	*	90	0	0	0
			05	AL-OBAYDLY, A-NASSER ALI A.	*	90	0	0	0
			06	MAAYOF, WALEED BAKHIT M.	*	90	0	0	0
			07	NOORALLA, MUBARAK M.	*	90	0	0	0
			08	JOHAR, JUMAH SALEM M.	*	76	0	0	0
			09	SOUF, MAHMOUD YASEEN	*	90	1	0	0
			10	AL KUWARI, FAHAD MOHD F.	*	14	0	0	0
			11	AL-MULLA, ADEL MULLA Z.	*	76	0	0	0
			16	AL-MOHANNADI, MOHD K.	*	90	0	1	0
			18	JALOOF, A-AZIZ HASSAN A.	*	14	0	0	0
TOTALS:							1	1	0

Prel. round - group B

ESP 2-0 QAT						
1st half	2nd half	Extra t.-1st hl	Extra t.-2nd hl	Penalties	Real Time	
1-0	2-0				051	
Spain			Qatar			
Shots	Goals	Free Kicks	Shots	Goals		
2	0		2	0		
6	2	In area	1	0		
6	0	Out area	1	0		
0	0	Penalty	0	0		
5	0	Headers	1	0		
	63	Possession		37		
	9	Corners		3		
	3	Off-Side		4		
		Coach			DE MACEDO, EVARISTO	
Referee principal: USA ANGELES, ARTURO						
Linesman 1: TRI KELLY, PETER						
Linesman 2: HUN MARTON, SANDOR						

Team	ESP	Spain	No.	Name	Align.	Pl.Tim.	Goals	Yell.	Red
			02	FERRER LLOPIS, ALBERT		90	0	1	0
			03	LASA GOICOECHEA, MIKEL		90	0	0	0
			04	SOLOZABAL VILLANUEVA, R.		90	0	0	0
			06	VILLABONA ETXALEKU, DAVID		26	0	1	0
			08	MARTINEZ GARCIA, LUIS E.	*	90	0	0	0
			09	GUARDIOLA SALA, JOSEP	*	64	0	0	0
			10	FERNANDEZ ANTUÑA, A.	*	90	0	0	0
			13	JIMENEZ SISTACHS, ANTONIO	*	90	0	0	0
			15	SOLER ATENCIS, FRANCISCO	*	90	0	0	0
			17	BERGES MARIN, RAFAEL	*	90	0	0	0
			18	PINILLA MIRANDA, ANTONIO	*	20	0	0	0
			19	NARVAEZ, QUICO	*	90	1	0	0
			20	PEREZ MUÑOZ, ALFONSO	*	70	1	0	0
TOTALS:							2	2	0

Team	QAT	Qatar	No.	Name	Align.	Pl.Tim.	Goals	Yell.	Red
			01	SALEH, AHMAD KHALIL I.J.M.	*	90	0	0	0
			02	AL-ATTEYA, HAMAD M.S.M.	*	90	0	1	0
			03	SUWAID, RASHID SHAMI H.	*	90	0	1	0
			04	AL-KUWARI, ZAMEL ESSA N.	*	58	0	2	0
			05	AL-OBAYDLY, A-NASSER ALI A.	*	62	0	1	0
			06	MAAYOF, WALEED BAKHIT M.	*	90	0	0	0
			07	NOORALLA, MUBARAK M.	*	59	0	0	1
			08	JOHAR, JUMAH SALEM M.	*	45	0	0	0
			09	SOUF, MAHMOUD YASEEN	*	90	0	0	0
			11	AL-MULLA, ADEL MULLA Z.	*	90	0	0	0
			13	MAHMOUD, YOUSUF ADAM	*	28	0	0	0
			15	ALABDULLA, ABDULLA B.A.	*	45	0	0	0
			16	AL-MOHANNADI, MOHD K.	*	90	0	0	0
TOTALS:							0	5	1

Prel. round - group B

COL 3 - 4 EGY						
1st half	2nd half	Extra t.-1st hl	Extra t.-2nd hl	Penalties	Real Time	
2-1	3-4				056	
Colombia			Arab Republic of Egypt			
Shots	Goals	Free Kicks	Shots	Goals		
0	0		3	0		
6	1	In area	4	3		
8	0	Out area	8	1		
0	0	Penalty	0	0		
7	2	Headers	1	0		
	55	Possession		45		
	11	Corners		3		
	4	Off-Side		3		
		Coach			ABDELKADER, M.	
Referee principal: UAE BUJSAIM, ALI MOHAMMED						
Linesman 1: BEL MATTHYS, LUC						
Linesman 2: SUI MORANDI, MARC						

Team	COL	Colombia	No.	Name	Align.	Pl.Tim.	Goals	Yell.	Red
			02	BERMUDEZ MORALES, J.H.	*	90	0	0	0
			03	MORENO GAVIRIA, R.F.	*	90	0	0	0
			04	SANTA ROBLEDO, JOSE F.	*	90	0	1	0
			05	MARULANDA, VICTOR H.	*	90	0	0	0
			06	GAVIRIA CARVAJAL, HERMAN	*	90	2	0	0
			07	ASPRILLA HINESTROZA, F.	*	69	0	1	0
			08	LOZANO PRADO, JOHNN H.	*	45	0	0	0
			10	PACHECO BUSTAMANTE, V.D.	*	90	1	0	0
			11	URIBE GOMEZ, CARLOS A.	*	45	0	0	0
			12	MONDRAGON ALY, FARID C.	*	90	0	0	0
			15	ARISTIZABAL POSADA, V.H.	*	90	0	0	0
			16	RESTREPO VASQUEZ, G.A.	*	90	0	0	0
			19	CALANCHE SULBARAN, JAIRO	*	21	0	0	0
TOTALS:							3	2	0

Team	EGY	Arab Republic of Egypt	No.	Name	Align.	Pl.Tim.	Goals	Yell.	Red
			01	IBRAHIM, NADER	*	90	0	0	0
			02	ELMANZALAWY, AMR	*	90	0	0	0
			04	ELGHANDOUR, KHALED	*	90	0	0	0
			05	ABOUELW, HAYSAM	*	31	0	0	0
			07	KHALED, YEHIA	*	90	0	0	0
			08	KHASHBA, HADY	*	90	2	0	0
			09	IBRAHIM, MOSTAFA	*	37	0	1	0
			13	ABDELRAZIK, MOHAMED	*	90	1	1	0
			14	SADEK, MOUSTAFA	*	53	0	0	0
			15	KHAFAGA, AKL	*	90	0	0	0
			16	SAKR, TAWFIK	*	59	0	0	0
			17	ELNOAMANY, AHMED	*	90	0	1	0
			20	EL MASRY, IBRAHIM	*	90	1	0	0
TOTALS:							4	3	0



Futbol
Homes

Fútbol
Hombres

Football
Hommes

Football
Men

Prel. round - group C

SWE 0 - 0 PAR						
1st half	2nd half	Extra t.-1st hl	Extra t.-2nd hl	Penalties	Real Time	
0-0	0-0				000	
Sweden			Paraguay			
Shots	Goals	Free Kicks	Shots	Goals		
1	0	0	0	0		
4	0	In area	2	0		
7	0	Out area	7	0		
0	0	Penalty	0	0		
5	0	Headers	0	0		
	00	Possession	00			
	7	Corners	1			
	1	Off-Side	9			
ANDERSSON, NILS		Coach	MARKARIAN, A.			
Referee principal: BUL SPASSOV, LUBE						
Linesman 1: AUS DUNSTER, GORDON PETER						
Linesman 2: EGY HASSAN, ABDEL-MAGID HASSAN						

Team	SWE	Sweden	No.	Name	Align.	Pl.Tim.	Goals	Yell.	Red
01		EKHOLM, JAN	90	0	0	0	0	0	0
02		JOHANSSON, MAGNUS	90	0	0	0	0	0	0
03		BJORKLUND, JOACHIM	90	0	0	0	0	0	0
04		APELSTAV, FILIP	90	0	0	0	0	0	0
05		ALEXANDERSSON, NICLAS	78	0	0	0	0	0	0
06		MILD, HAKAN	90	0	0	0	0	0	0
07		ANDERSSON, PATRIK	* 90	0	0	0	0	0	0
08		LANDBERG, STEFAN	* 90	0	0	0	0	0	0
09		FURSTH, CHRISTER	* 90	0	0	0	0	0	0
10		ROEDLUND, JONNY	* 70	0	0	0	0	0	0
11		BROLIN, TOMAS	90	0	0	0	0	0	0
12		JANSSON, JESPER	12	0	0	0	0	0	0
18		SIMPSON, PASCAL	20	0	0	0	0	0	0
TOTALS:						0	0	0	0

Team	PAR	Paraguay	No.	Name	Align.	Pl.Tim.	Goals	Yell.	Red
01		RUIZ DIAZ, RUBEN MARTIN	90	0	1	0	0	0	0
02		DUARTE VILLAMAYOR, A.	90	0	1	0	0	0	0
04		JARA MARTINEZ, JUAN R.	90	0	0	0	0	0	0
05		AYALA GAVILAN, CELSO R.	90	0	0	0	0	0	0
06		GAMARRA PAVON, CARLOS A.	90	0	0	0	0	0	0
07		FERREIRA ROMERO, F.F.	* 90	0	0	0	0	0	0
08		SOSA FRANCO, HUGO R.	* 90	0	0	0	0	0	0
10		NEFFA RODRIGUEZ, G.A.	* 56	0	0	0	0	0	0
14		SANABRIA ACUÑA, RICARDO	* 90	0	0	0	0	0	0
15		ALVARENGA TORALES, G.V.	34	0	1	0	0	0	0
16		ARCE ROLON, FRANCISCO J.	* 90	0	0	0	0	0	0
20		CAMPOS VELAZQUEZ, J.L.	90	0	0	0	0	0	0
TOTALS:						0	3	0	0

Prel. round - group C

MAR 1 - 1 KOR						
1st half	2nd half	Extra t.-1st hl	Extra t.-2nd hl	Penalties	Real Time	
0-0	1-1				059	
Morocco			Korea			
Shots	Goals	Free Kicks	Shots	Goals		
1	0	0	2	0		
2	1	In area	5	1		
10	0	Out area	13	0		
0	0	Penalty	0	0		
0	0	Headers	3	0		
	42	Possession	58			
	3	Corners	9			
	3	Off-Side	2			
OLK, WERNER		Coach	KIM, HO KON			
Referee principal: USA ANGELES, ARTURO						
Linesman 1: TRI KELLY, PETER						
Linesman 2: HUN MARTON, SANDOR						

Team	MAR	Morocco	No.	Name	Align.	Pl.Tim.	Goals	Yell.	Red
01		ACHAB, MUSTAPHA	* 90	0	0	0	0	0	0
02		AZZOUZI, MOHAMED	* 90	0	0	0	0	0	0
03		EL HADRIQUI, ABDELKRIM	* 90	0	0	0	0	0	0
04		MOUDAKKAR, MOULOUD	* 85	0	0	0	0	0	0
05		BOUHLAL, MOUHCINE	90	0	0	0	0	0	0
06		NAYBET, NOUREDDINE	90	0	0	0	0	0	0
07		RAGHIB, KHALID	90	0	1	0	0	0	0
09		EL BADRAQUI, MOHAMMED	57	0	0	0	0	0	0
10		ROKBI, SAID	90	0	0	0	0	0	0
11		SAMADI, MOHAMED AZIZ	90	0	1	0	0	0	0
12		AZIM, AZIZ	5	0	0	0	0	0	0
14		ABRAMI, LAHCEN	* 90	0	0	0	0	0	0
19		BAHJA, AHMED	33	1	0	0	0	0	0
TOTALS:						1	2	0	0

Team	KOR	Korea	No.	Name	Align.	Pl.Tim.	Goals	Yell.	Red
02		NA, SEUNG HOWA	* 90	0	0	0	0	0	0
04		HAN, JUNG KOOK	24	0	0	0	0	0	0
06		SIN, TAE YONG	39	0	0	0	0	0	0
07		KIM, GWI HWA	90	0	0	0	0	0	0
08		NOH, JUNG YOON	90	0	0	0	0	0	0
09		GWAK, KYUNG KEUN	90	0	0	0	0	0	0
10		CHUNG, JAE KWON	90	1	0	0	0	0	0
11		SEO, JUNG WON	66	0	0	0	0	0	0
12		CHO, JUNG HYUN	51	0	0	0	0	0	0
14		JUNG, KWANG SEOK	* 90	0	0	0	0	0	0
15		LEE, SEUNG HYUP	* 90	0	0	0	0	0	0
17		LEE, LIM SAENG	* 90	0	0	0	0	0	0
19		SIN, BUM CHUL	* 90	0	0	0	0	0	0
TOTALS:						1	0	0	0

Prel. round - group C

SWE 4 - 0 MAR						
1st half	2nd half	Extra t.-1st hl	Extra t.-2nd hl	Penalties	Real Time	
2-0	4-0				058	
Sweden			Morocco			
Shots	Goals	Free Kicks	Shots	Goals		
0	0	0	2	0		
7	4	In area	1	0		
5	0	Out area	1	0		
0	0	Penalty	0	0		
3	0	Headers	1	0		
	45	Possession	55			
	3	Corners	11			
	3	Off-Side	8			
ANDERSSON, NILS		Coach	OLK, WERNER			
Referee principal: COL TORRES CADENA, JOSE JOAQUIN						
Linesman 1: ECU CEVALLOS CEVALLOS, JORGE E.						
Linesman 2: SUI MORANDI, MARC						

Team	SWE	Sweden	No.	Name	Align.	Pl.Tim.	Goals	Yell.	Red
01		EKHOLM, JAN	* 90	0	0	0	0	0	0
02		JOHANSSON, MAGNUS	* 90	0	1	0	0	0	0
03		BJORKLUND, JOACHIM	* 90	0	0	0	0	0	0
05		ALEXANDERSSON, NICLAS	* 72	0	0	0	0	0	0
06		MILD, HAKAN	* 90	1	0	0	0	0	0
07		ANDERSSON, PATRIK	* 90	0	0	0	0	0	0
08		LANDBERG, STEFAN	* 90	0	0	0	0	0	0
09		FURSTH, CHRISTER	* 90	0	0	0	0	0	0
10		ROEDLUND, JONNY	* 75	1	0	0	0	0	0
11		BROLIN, TOMAS	90	2	0	0	0	0	0
15		LILIUS, BJORN	90	0	0	0	0	0	0
19		GUDMUNDSSON, NIKLAS	18	0	0	0	0	0	0
20		AXELDAHL, JONAS	15	0	0	0	0	0	0
TOTALS:						4	1	0	0

Team	MAR	Morocco	No.	Name	Align.	Pl.Tim.	Goals	Yell.	Red
01		ACHAB, MUSTAPHA	* 90	0	0	0	0	0	0
02		AZZOUZI, MOHAMED	* 90	0	0	0	0	0	0
04		MOUDAKKAR, MOULOUD	* 90	0	1	0	0	0	0
05		BOUHLAL, MOUHCINE	* 84	0	0	0	0	0	0
06		NAYBET, NOUREDDINE	* 90	0	0	0	0	0	0
08		DMIAI, HICHAM	* 90	0	0	0	0	0	0
09		EL BADRAQUI, MOHAMMED	* 63	0	1	1	0	0	0
10		ROKBI, SAID	45	0	1	0	0	0	0
12		AZIM, AZIZ	* 90	0	0	0	0	0	0
14		ABRAMI, LAHCEN	* 90	0	0	0	0	0	0
17		CHIPPO, YOUSSEF	6	0	0	0	0	0	0
18		AMMOUTA, L HOUSAINE	* 45	0	0	0	0	0	0
19		BAHJA, AHMED	90	0	1	0	0	0	0
TOTALS:						0	4	1	0

Prel. round - group C

PAR 0 - 0 KOR						
1st half	2nd half	Extra t.-1st hl	Extra t.-2nd hl	Penalties	Real Time	
0-0	0-0				055	
Paraguay			Korea			
Shots	Goals	Free Kicks	Shots	Goals		
1	0	0	0	0		
7	0	In area	8	0		
12	0	Out area	6	0		
0	0	Penalty	0	0		
2	0	Headers	5	0		
	56	Possession	44			
	4	Corners	8			
	1	Off-Side	0			
MARKARIAN, A.		Coach	KIM, SAM-RAK			
Referee principal: ALG SENDID, MOHAMED						
Linesman 1: GBR CLARK, KENNETH						
Linesman 2: TRI KELLY, PETER						

Team	PAR	Paraguay	No.	Name	Align.	Pl.Tim.	Goals	Yell.	Red
01		RUIZ DIAZ, RUBEN MARTIN	90	0	0	0	0	0	0
02		DUARTE VILLAMAYOR, A.	90	0	0	0	0	0	0
04		JARA MARTINEZ, JUAN R.	* 90	0	0	0	0	0	0
05		AYALA GAVILAN, CELSO R.	* 90	0	0	0	0	0	0
06		GAMARRA PAVON, CARLOS A.	* 90	0	1	0	0	0	0
07		FERREIRA ROMERO, F.F.	* 70	0	0	0	0	0	0
08		SOSA FRANCO, HUGO R.	* 90	0	0	0	0	0	0
09		BENITEZ ZARZA, ARSENIO	45	0	0	0	0	0	0
11		YEGROS TORRES, JULIO C.	20	0	0	0	0	0	0
14		SANABRIA ACUÑA, RICARDO	* 90	0	0	0	0	0	0
16		ARCE ROLON, FRANCISCO J.	* 90	0	0	0	0	0	0
18		BOURDIOS MOLINAS, H.D.	* 90	0	0	0	0	0	0
20		CAMPOS VELAZQUEZ, J.L.	* 45	0	0	0	0	0	0
TOTALS:						0	1	0	0

Team	KOR	Korea	No.	Name	Align.	Pl.Tim.	Goals	Yell.	Red
02		NA, SEUNG HOWA	* 90	0	0	0	0	0	0
04		HAN, JUNG KOOK	16	0	0	0	0	0	0
06		SIN, TAE YONG	54	0	0	0	0	0	0
07		KIM, GWI HWA	* 90	0	0	0	0	0	0
08		NOH, JUNG YOON	* 74	0	0	0	0	0	0
09		GWAK, KYUNG KEUN	* 90	0	0	0	0	0	0
10		CHUNG, JAE KWON	* 90	0	0	0	0	0	0
11		SEO, JUNG WON	* 90	0	0	0	0	0	0
12									



Futbol
Homes

Futbol
Hombres

Football
Hommes

Football
Men

Prel. round - group C

SWE 1 - 1 KOR						
1st half	2nd half	Extra t.-1st hl	Extra t.-2nd hl	Penalties	Real Time	
0-1	1-1				031	
Sweden			Korea			
Shots	Goals	Free Kicks	Shots	Goals		
1	0		2	0		
7	1	In area	4	1		
5	0	Out area	3	0		
0	0	Penalty	0	0		
3	0	Headers	0	0		
	52	Possession	48			
	3	Corners	7			
	2	Off-Side	11			
ANDERSSON, NILS		Coach	KIM, HO KON			
Referee principal:	ESP	DIAZ VEGA, MANUEL				
Linesman 1:	BEL	MATTHYS, LUC				
Linesman 2:	EGY	HASSAN, ABDEL-MAGID HASSAN				

Team	SWE	Sweden						
No.	Name	Align.	Pl.Tim.	Goals	Yell.	Red		
01	EKHOLM, JAN	*	90	0	0	0		
02	JOHANSSON, MAGNUS	*	90	0	0	0		
03	BJORKLUND, JOACHIM	*	90	0	0	0		
05	ALEXANDERSSON, NICLAS	*	90	0	0	0		
06	MILD, HAKAN	*	90	0	0	0		
07	ANDERSSON, PATRIK	*	90	0	1	0		
08	LANDBERG, STEFAN	*	83	0	0	0		
09	FURSTH, CHRISTER	*	72	0	0	0		
10	ROEDLUND, JONNY	*	90	1	0	0		
11	BROLIN, TOMAS	*	90	0	0	0		
13	JANSSON, JESPER	*	7	0	0	0		
15	LILJUS, BJORN	*	90	0	0	0		
19	GUDMUNDSSON, NIKLAS	*	18	0	0	0		
TOTALS:				1	1	0		

Team	KOR	Korea						
No.	Name	Align.	Pl.Tim.	Goals	Yell.	Red		
02	NA, SEUNG HOWA	*	90	0	0	0		
04	HAN, JUNG KOOK	*	90	0	0	0		
05	KANG, CHUL	*	90	0	0	0		
06	SIN, TAE YONG	*	90	0	1	0		
07	KIM, GWI HWA	*	80	0	0	0		
08	NOH, JUNG YOON	*	34	0	0	0		
09	GWAK, KYUNG KEUN	*	10	0	0	0		
10	CHUNG, JAE KWON	*	90	0	0	0		
11	SEO, JUNG WON	*	90	1	0	0		
14	JUNG, KWANG SEOK	*	90	0	0	0		
15	LEE, SEUNG HYUP	*	56	0	0	0		
17	LEE, LIM SAENG	*	90	0	0	0		
19	SIN, BUM CHUL	*	90	0	0	0		
TOTALS:				1	1	0		

Prel. round - group C

PAR 3 - 1 MAR						
1st half	2nd half	Extra t.-1st hl	Extra t.-2nd hl	Penalties	Real Time	
1-0	3-1				051	
Paraguay			Morocco			
Shots	Goals	Free Kicks	Shots	Goals		
1	0		0	0		
5	2	In area	6	0		
5	1	Out area	11	0		
0	0	Penalty	0	0		
1	0	Headers	4	1		
	45	Possession	55			
	2	Corners	5			
	6	Off-Side	2			
MARKARIAN, A.		Coach	OLK, WERNER			
Referee principal:	GER	DR. MARKUS MERK				
Linesman 1:	HUN	MARTON, SANDOR				
Linesman 2:	GBR	CLARK, KENNETH				

Team	PAR	Paraguay						
No.	Name	Align.	Pl.Tim.	Goals	Yell.	Red		
01	RUIZ DIAZ, RUBEN MARTIN	*	90	0	0	0		
02	DUARTE VILLAMAYOR, A.	*	90	0	0	0		
04	JARA MARTINEZ, JUAN R.	*	72	0	0	0		
05	AYALA GAVILAN, CELSO R.	*	90	0	0	0		
06	GAMARRA PAVON, CARLOS A.	*	90	1	0	0		
07	FERREIRA ROMERO, F.F.	*	45	0	0	0		
08	SOSA FRANCO, HUGO R.	*	90	0	0	0		
10	NEFFA RODRIGUEZ, G.A.	*	45	0	0	0		
13	MARECOS TALAVERA, JUAN	*	18	0	0	0		
14	SANABRIA ACUÑA, RICARDO	*	90	0	0	0		
16	ARCE ROLON, FRANCISCO J.	*	90	1	0	0		
19	CABALLERO LOPEZ, M.A.	*	90	1	0	0		
20	CAMPOS VELAZQUEZ, J.L.	*	90	0	0	0		
TOTALS:				3	0	0		

Team	MAR	Morocco						
No.	Name	Align.	Pl.Tim.	Goals	Yell.	Red		
01	ACHAB, MUSTAPHA	*	90	0	1	0		
03	EL HADRILOUI, ABDELKRIM	*	90	0	0	0		
04	MOUDAKKAR, MOULOUD	*	90	0	0	0		
05	BOUHLAL, MOUHCINE	*	90	0	0	0		
06	NAYBET, NOUREDDINE	*	90	1	0	0		
07	RAGHIB, KHALID	*	90	0	0	0		
08	DMIAI, HICHAM	*	90	0	0	0		
10	ROKBI, SAID	*	64	0	0	0		
11	SAMADI, MOHAMED AZIZ	*	90	0	0	0		
12	AZIM, AZIZ	*	90	0	1	0		
14	ABRAMI, LAHCEN	*	90	0	0	0		
19	BAHJA, AHMED	*	26	0	1	0		
TOTALS:				1	3	0		

184

Prel. round - group D

DEN 1 - 1 MEX						
1st half	2nd half	Extra t.-1st hl	Extra t.-2nd hl	Penalties	Real Time	
0-1	1-1				051	
Denmark			Mexico			
Shots	Goals	Free Kicks	Shots	Goals		
5	0		2	0		
6	0	In area	3	0		
4	0	Out area	6	0		
0	0	Penalty	1	1		
6	1	Headers	2	0		
	53	Possession	47			
	13	Corners	4			
	6	Off-Side	4			
JENSEN, VIGGO		Coach	RODRIGUEZ, VICENTE C.			
Referee principal:	ITA	BALDAS, FABIO				
Linesman 1:	MAR	RHARIB, EL JILALI				
Linesman 2:	IRI	FANAEL, MOHAMMAD				

Team	DEN	Denmark						
No.	Name	Align.	Pl.Tim.	Goals	Yell.	Red		
01	JORGENSEN, NIELS C.	*	90	0	0	0		
02	HELVEG, THOMAS LUND	*	90	0	0	0		
03	LAURSEN, JACOB THAYSEN	*	90	0	0	0		
04	THOMSEN, CLAUS	*	90	1	0	0		
05	ANDERSEN, PETER FRANK	*	90	0	0	0		
06	JENSEN, JAKOB KJELDBJERG	*	90	0	0	0		
08	EKELUND, RONNIE	*	90	0	0	0		
09	MOLNAR, JON MIKLOS	*	90	0	0	0		
10	FRANSEN, PER	*	90	0	1	0		
11	NIELSEN, PETER MOLLER	*	63	0	0	0		
13	TOFTING, STIG	*	90	0	0	0		
19	ANDERSEN, SOREN	*	27	0	0	0		
TOTALS:				1	1	0		

Team	MEX	Mexico						
No.	Name	Align.	Pl.Tim.	Goals	Yell.	Red		
01	GUADARRAMA, JOSE A.	*	90	0	0	0		
02	CADENA MARTINEZ, RICARDO	*	90	0	0	0		
03	VIDRIO SOS, MANUEL	*	90	0	0	0		
04	MACIAS HERNANDEZ, A.	*	90	0	0	0		
05	DELGADO VALLADOLID, S.	*	90	0	0	0		
06	HERNANDEZ GARCIA, J.	*	87	0	0	0		
07	MORALES MOTA, JOSE A.	*	90	0	1	0		
08	RANGEL TORRES, DAVID	*	90	0	1	0		
09	ROTLAN ZAVALA, F.	*	90	1	0	0		
10	CASTAÑEDA REYES, JORGE	*	90	0	0	0		
14	LOPEZ DE SILANES, CARLOS	*	3	0	0	0		
17	PINEDA VERAS, PEDRO	*	15	0	0	0		
19	VAZQUEZ BARBA, IGNACIO	*	75	0	1	0		
TOTALS:				1	3	0		

Prel. round - group D

GHA 3 - 1 AUS						
1st half	2nd half	Extra t.-1st hl	Extra t.-2nd hl	Penalties	Real Time	
1-0	3-1				059	
Ghana			Australia			
Shots	Goals	Free Kicks	Shots	Goals		
0	0		0	0		
7	1	In area	4	1		
5	2	Out area	9	0		
0	0	Penalty	0	0		
0	0	Headers	7	0		
	46	Possession	54			
	2	Corners	5			
	8	Off-Side	2			
ARDAY, SAM		Coach	THOMSON, EDWARD J.			
Referee principal:	UAE	BUJSAIM, ALI MOHAMMED				
Linesman 1:	SWE	SUNDQVIST, B. LENNHART				
Linesman 2:	KOR	PARK, HAE-YOUNG				

Team	GHA	Ghana						
No.	Name	Align.	Pl.Tim.	Goals	Yell.	Red		
01	MENSAH, ANTHONY	*	90	0	0	0		
02	AMANKWAH, FRANK	*	90	0	1	0		
03	ASARE, ISAAC	*	90	0	0	0		
04	GARGO, MOHAMMED	*	69	1	0	0		
05	ACHEAMPONG, JOACHIN YAW	*	90	0	0	0		
08	LAMPTHEY, NII ODARTEY	*	90	0	0	0		
09	AYEW, KWAME	*	90	2	0	0		
11	KUMAH, SAMUEL ABLADE	*	53	0	0	0		
12	KUFFUOR, OSEI	*	21	0	0	0		
13	ADJEI, SAMMI	*	90	0	0	0		
15	ARYEE, BERNARD NII	*	90	0	0	0		
17	KONADU, MAXWELL	*	90	0	0	0		
18	PREKO, YAW	*	37	0	0	0		
TOTALS:				3	1	0		

Team	AUS	Australia						
No.	Name	Align.	Pl.Tim.	Goals	Yell.	Red		
01	FILAN, JOHN RICHARD	*	90	0	0	0		
02	BLAGOJEVIC, MILAN	*	90	0	0	0		
03	LONGO, DOMINIC JOHN	*	90	0	1	0		
04	ZELIC, NED	*	90	0	0	0		
05	MURPHY, SHAUN PETER	*	90	0	0	0		
06	VIDMAR, TONY	*	90	1	0	0		
08	OKON, PAUL MICHAEL	*	57	0	0	0		
09	ARAMBASIC, ZLATKO	*	45	0	0	0		
10	SLIFKAS, GEORGE	*	90	0	1	0		
12	MORI, DAMIAN ANDREW	*	90	0	0	0		
14	REFENES, STEVE	*	90	0	0	0		
16	SEAL, DAVID WILLIAM	*	45	0	0	0		
18	CORICA, STEPHEN C.	*	33	0	0	0		
TOTALS:				1				



Futbol
Homes

Futbol
Hombres

Football
Hommes

Football
Men

Prel. round - group D

DEN 0 - 0 GHA					
1st half	2nd half	Extra t-1st hl	Extra t-2nd hl	Penalties	Real Time
0-0	0-0				053
Denmark			Ghana		
Shots	Goals	Free Kicks	Shots	Goals	
3	0	2	2	0	
8	0	In area	5	0	
7	0	Out area	11	0	
0	0	Penalty	0	0	
3	0	Headers	3	0	
	53	Possession	47		
	7	Corners	5		
	0	Off-Side	0		
JENSEN, VIGGO		Coach	ARDAY, SAMUEL		
Referee principal:	PAR	ESCOBAR VALDEZ, JUAN FRANCISCO			
Linesman 1:	IRI	FANAEI, MOHAMMAD			
Linesman 2:	ARG	CARLOMAGNO, OSVALDO RUBEN			

Team	DEN	Denmark	No. Name	Align.	Pl.Tim.	Goals	Yell.	Red
			01 JORGENSEN, NIELS C.	*	90	0	0	0
			02 HELVEG, THOMAS LUND	*	90	0	0	0
			03 LAURSEN, JACOB THAYSEN	*	90	0	0	0
			04 THOMSEN, CLAUD	*	90	0	0	0
			05 ANDERSEN, PETER FRANK	*	68	0	0	0
			06 JENSEN, JAKOB KJELDBJERG	*	90	0	0	0
			08 EKELUND, RONNIE	*	62	0	0	0
			09 MOLNAR, JON MIKLOS	*	90	0	0	0
			10 FRANDSEN, PER	*	90	0	0	0
			11 NIELSEN, PETER MOLLER	*	28	0	0	0
			13 TOFTING, STIG	*	90	0	0	0
			14 NIELSEN, LARS HOJER	*	90	0	0	0
			18 LARSEN, MICHAEL	*	22	0	0	0
TOTALS:						0	0	0

Team	GHA	Ghana	No. Name	Align.	Pl.Tim.	Goals	Yell.	Red
			01 MENSAH, ANTHONY	*	90	0	0	0
			02 AMANKWAH, FRANK	*	90	0	0	0
			03 ASARE, ISAAC	*	90	0	0	0
			04 GARGO, MOHAMMED	*	90	0	0	0
			05 ACHEAMPONG, JOACHIN YAW	*	90	0	1	0
			08 LAMPTEY, NII ODARTEY	*	54	0	0	0
			09 AYEWE, KWAME	*	90	0	0	0
			10 QUAYE, SHAMO	*	90	0	0	0
			11 KUMAH, SAMUEL ABLADE	*	90	0	0	0
			13 ADJEI, SAMMI	*	90	0	0	0
			17 KONADU, MAXWELL	*	90	0	0	0
			18 PREKO, YAW	*	36	0	0	0
TOTALS:						0	1	0

Prel. round - group D

MEX 1 - 1 AUS					
1st half	2nd half	Extra t-1st hl	Extra t-2nd hl	Penalties	Real Time
0-1	1-1				051
Mexico			Australia		
Shots	Goals	Free Kicks	Shots	Goals	
0	0	2	2	0	
1	0	In area	3	1	
13	1	Out area	5	0	
0	0	Penalty	0	0	
0	0	Headers	1	0	
	55	Possession	45		
	2	Corners	3		
	4	Off-Side	12		
RODRIGUEZ, VICENTE C.		Coach	THOMSON, EDWARD J.		
Referee principal:	JPN	TACHI, KIICHIRO			
Linesman 1:	EGY	HASSAN, ABDEL-MAGID HASSAN			
Linesman 2:	SWE	SUNDQVIST, B. LENNHART			

Team	MEX	Mexico	No. Name	Align.	Pl.Tim.	Goals	Yell.	Red
			01 GUADARRAMA, JOSE A.	*	90	0	0	0
			02 CADENA MARTINEZ, RICARDO	*	90	0	0	0
			03 VIDRIO SOUS, MANUEL	*	90	0	0	0
			04 MACIAS HERNANDEZ, A.	*	90	0	1	0
			05 DELGADO VALLADOLID, S.	*	90	0	0	0
			06 HERNANDEZ GARCIA, J.	*	90	0	0	0
			07 MORALES MOTA, JOSE A.	*	50	0	0	0
			08 RANGEL TORRES, DAVID	*	90	0	1	0
			09 ROTLLAN ZAVALA, F.	*	75	0	0	0
			10 CASTAÑEDA REYES, JORGE	*	90	1	0	0
			11 ALVAREZ ARCOS, DAMIAN	*	90	0	0	0
			16 ARTEAGA HERRERA, M.A.	*	40	0	0	0
			17 PINEDA VERAS, PEDRO	*	15	0	0	0
TOTALS:						1	2	0

Team	AUS	Australia	No. Name	Align.	Pl.Tim.	Goals	Yell.	Red
			02 BLAGOJEVIC, MILAN	*	90	0	0	0
			03 LONGO, DOMINIC JOHN	*	90	0	0	0
			04 ZELIC, NED	*	90	0	0	0
			05 MURPHY, SHAUN PETER	*	90	0	0	0
			06 VIDMAR, TONY	*	90	0	0	0
			09 ARAMBASIC, ZLATKO	*	78	1	0	0
			10 SLIFKAS, GEORGE	*	90	0	0	0
			12 MORI, DAMIAN ANDREW	*	90	0	1	0
			13 VEART, CARL	*	45	0	0	0
			14 REFENES, STEVE	*	90	0	1	0
			16 SEAL, DAVID WILLIAM	*	12	0	0	0
			18 CORICA, STEPHEN C.	*	45	0	0	0
			20 BOSNICH, MARK JOHN	*	90	0	0	0
TOTALS:						1	2	0

Prel. round - group D

DEN 0 - 3 AUS					
1st half	2nd half	Extra t-1st hl	Extra t-2nd hl	Penalties	Real Time
0-1	0-3				058
Denmark			Australia		
Shots	Goals	Free Kicks	Shots	Goals	
2	0	1	1	0	
3	0	In area	8	2	
6	0	Out area	11	1	
0	0	Penalty	0	0	
0	0	Headers	2	0	
	55	Possession	45		
	4	Corners	1		
	3	Off-Side	1		
JENSEN, VIGGO		Coach	THOMSON, EDWARD J.		
Referee principal:	ITA	BALDAS, FABIO			
Linesman 1:	ARG	CARLOMAGNO, OSVALDO RUBEN			
Linesman 2:	IRI	FANAEI, MOHAMMAD			

Team	DEN	Denmark	No. Name	Align.	Pl.Tim.	Goals	Yell.	Red
			01 JORGENSEN, NIELS C.	*	90	0	0	0
			02 HELVEG, THOMAS LUND	*	90	0	1	0
			03 LAURSEN, JACOB THAYSEN	*	90	0	0	0
			04 THOMSEN, CLAUD	*	60	0	0	0
			06 JENSEN, JAKOB KJELDBJERG	*	90	0	1	0
			07 MADSEN, JENS CHRISTIAN	*	30	0	0	0
			09 MOLNAR, JON MIKLOS	*	62	0	1	1
			10 FRANDSEN, PER	*	90	0	0	0
			11 NIELSEN, PETER MOLLER	*	71	0	0	0
			13 TOFTING, STIG	*	90	0	1	0
			14 NIELSEN, LARS HOJER	*	90	0	0	0
			17 MADSEN, JENS CHRISTIAN M.	*	19	0	0	0
			18 LARSEN, MICHAEL	*	90	0	0	0
TOTALS:						0	4	1

Team	AUS	Australia	No. Name	Align.	Pl.Tim.	Goals	Yell.	Red
			02 BLAGOJEVIC, MILAN	*	45	0	0	0
			03 LONGO, DOMINIC JOHN	*	90	0	0	0
			04 ZELIC, NED	*	90	0	1	0
			05 MURPHY, SHAUN PETER	*	90	0	1	0
			06 VIDMAR, TONY	*	90	1	0	0
			08 OKON, PAUL MICHAEL	*	90	0	0	0
			10 SLIFKAS, GEORGE	*	90	0	1	0
			11 MARKOVSKI, JOHN	*	90	1	0	0
			12 MORI, DAMIAN ANDREW	*	90	1	0	0
			13 VEART, CARL	*	45	0	0	0
			16 SEAL, DAVID WILLIAM	*	90	0	0	0
			20 BOSNICH, MARK JOHN	*	90	0	0	0
TOTALS:						3	3	0

Prel. round - group D

MEX 1 - 1 GHA					
1st half	2nd half	Extra t-1st hl	Extra t-2nd hl	Penalties	Real Time
1-0	1-1				055
Mexico			Ghana		
Shots	Goals	Free Kicks	Shots	Goals	
2	0	1	1	0	
7	1	In area	8	1	
6	0	Out area	8	0	
0	0	Penalty	0	0	
3	0	Headers	4	0	
	53	Possession	47		
	2	Corners	3		
	0	Off-Side	8		
RODRIGUEZ, VICENTE C.		Coach	ARDAY, SAMUEL		
Referee principal:	COL	TORRES CADENA, JOSE JOAQUIN			
Linesman 1:	SWE	SUNDQVIST, B. LENNHART			
Linesman 2:	ECU	CEVALLOS CEVALLOS, JORGE E.			

Team	MEX	Mexico	No. Name	Align.	Pl.Tim.	Goals	Yell.	Red
			01 GUADARRAMA, JOSE A.	*	90	0	0	0
			02 CADENA MARTINEZ, RICARDO	*	90	0	1	0
			03 VIDRIO SOUS, MANUEL	*	90	0	0	0
			04 MACIAS HERNANDEZ, A.	*	90	0	0	0
			05 DELGADO VALLADOLID, S.	*	90	0	1	0
			06 HERNANDEZ GARCIA, J.	*	90	0	0	0
			09 ROTLLAN ZAVALA, F.	*	50	1	0	0
			10 CASTA EDA REYES, JORGE	*	90	0	0	0
			11 ALVAREZ ARCOS, DAMIAN	*	90	0	0	0
			13 ROMERO MORA, CAMILO	*	33	0	0	0
			14 LOPEZ DE SILANES, CARLOS	*	57	0	0	0
			16 ARTEAGA HERRERA, M.A.	*	90	0	0	0
			17 PINEDA VERAS, PEDRO	*	40	0	0	0
TOTALS:						1	2	0

Team	GHA	Ghana	No. Name	Align.	Pl.Tim.	Goals	Yell.	Red
			01 MENSAH, ANTHONY	*	90	0	0	0
			02 AMANKWAH, FRANK	*	90	0	0	0
			03 ASARE, ISAAC	*	90	0	1	0
			04 GARGO, MOHAMMED	*	90	0	0	0
			05 ACHEAMPONG, JOACHIN YAW	*	90	0	0	0
			08 LAMPTEY, NII ODARTEY	*	90	0	0	0
			09 AYEWE, KWAME	*	90	1	0	0
			10 QUAYE, SHAMO	*	45	0	0	0
			11 KUMAH, SAMUEL ABLADE	*	90	0	0	0
			13 ADJEI, SAMMI	*	66	0	0	1
			17 KONADU, MAXWELL	*	59	0	1	0
			18 PREKO, YAW	*	45	0	0	0
			19 AMADU, MAMOOD	*	31	0	0	0
TOTALS:						1	2	1



Futbol
Homes

Futbol
Hombres

Football
Hommes

Football
Men

Quarter final

POL 2 - 0 QAT						
1st half	2nd half	Extra t.-1st hl	Extra t.-2nd hl	Penalties	Real Time	
1-0	2-0				053	
Poland			Qatar			
Shots	Goals	Free Kicks	Shots	Goals		
1	0		1	0		
12	2	In area	1	0		
2	0	Out area	15	0		
0	0	Penalty	0	0		
1	0	Headers	1	0		
51		Possession	49			
8		Corners	7			
3		Off-Side	3			
WOJCIAK, JANUSZ		Coach	DE MACEDO, EVARISTO			
Referee principal: ALG SENDID, MOHAMED						
Linesman 1: AUS DUNSTER, GORDON PETER						
Linesman 2: SWE SUNDQVIST, B. LENNHART						

Team	POL	Poland					
No.	Name	Align.	Pl.Tim.	Goals	Yell.	Red	
01	KLAK, ALEKSANDER	*	90	0	0	0	
02	JALOCZA, MARCIN	*	90	1	0	0	
03	LAPINSKI, TOMASZ	*	90	0	0	0	
04	KOZMINSKI, MAREK	*	90	0	0	0	
05	WALDOCH, TOMASZ	*	90	0	0	0	
06	GESIOR, DARIUSZ	*	11	0	0	0	
07	SWIERCZEWSKI, PIOTR	*	90	0	0	0	
08	ADAMCZUK, DARIUSZ	*	79	0	0	0	
10	BRZECZEK, JERZY	*	90	0	0	0	
11	JUSKOWIAK, ANDRZEJ	*	86	0	0	0	
13	STANIEK, RYSZARD	*	90	0	0	0	
15	KOBYLANSKI, ANDRZEJ	*	4	0	0	0	
20	KOWALCZYK, WOJCIECH	*	90	1	0	0	
TOTALS:				2	0	0	

Team	QAT	Qatar					
No.	Name	Align.	Pl.Tim.	Goals	Yell.	Red	
01	SALEH, AHMAD KHALIL I.J.M.	*	90	0	0	0	
02	AL-ATTEYA, HAMAD M.S.M.	*	90	0	0	0	
05	AL-OBAIDLY, A-NASSER ALI A.	*	75	0	0	0	
06	MAAYOF, WALEED BAKHIT M.	*	90	0	0	0	
08	JOHAR, JUMAH SALEM M.	*	90	0	0	0	
09	SOUF, MAHMOUD YASEEN	*	90	0	0	0	
10	AL KUWARI, FAHAD MOHD F.	*	90	0	0	0	
13	MAHMOUD, YOUSUF ADAM	*	90	0	0	0	
14	IBRAHIM, WALEED ALI M.	*	15	0	0	0	
15	ALABDULLA, ABDULLA B.A.	*	90	0	0	0	
16	AL-MOHANNADI, MOHD K.	*	90	0	0	0	
18	JALOOF, A-AZIZ HASSAN A.	*	45	0	0	0	
19	AL-WAHEEBI, KHALID H.A.H.	*	45	0	0	0	
TOTALS:				0	0	0	

Quarter final

ESP 1-0 ITA						
1st half	2nd half	Extra t.-1st hl	Extra t.-2nd hl	Penalties	Real Time	
1-0	1-0				050	
Spain			Italy			
Shots	Goals	Free Kicks	Shots	Goals		
1	0		2	0		
7	1	In area	1	0		
5	0	Out area	1	0		
0	0	Penalty	0	0		
0	0	Headers	0	0		
56		Possession	44			
4		Corners	1			
1		Off-Side	14			
MIERA, VICENTE		Coach	MALDINI, CESARE			
Referee principal: BRA REZENDE FREITAS, MARCIO						
Linesman 1: HUN MARTON, SANDOR						
Linesman 2: TRI KELLY, PETER						

Team	ESP	Spain					
No.	Name	Align.	Pl.Tim.	Goals	Yell.	Red	
03	LASA GOICOECHEA, MIKEL	*	90	0	0	0	
04	SOLOZABAL VILLANUEVA, R.	*	90	0	0	0	
05	LOPEZ MARTINEZ, JUAN M.	*	90	0	0	0	
08	MARTINEZ GARCIA, LUIS E.	*	90	0	0	0	
09	GUARDIOLA SALA, JOSEP	*	90	0	0	0	
10	FERNANDEZ ANTUÑA, A.	*	90	0	0	0	
13	JIMENEZ SISTACHS, ANTONIO	*	90	0	0	0	
14	VIDAL NOVA, GABRIEL	*	6	0	0	0	
15	SOLER ATENCIS, FRANCISCO	*	90	0	0	0	
17	BERGES MARIN, RAFAEL	*	90	0	1	0	
19	NARVAEZ, QUICO	*	84	1	0	0	
20	PEREZ MUÑOZ, ALFONSO	*	90	0	1	0	
TOTALS:				1	2	0	

Team	ITA	Italy					
No.	Name	Align.	Pl.Tim.	Goals	Yell.	Red	
01	ANTONIOLI, FRANCESCO	*	90	0	0	0	
03	FAVALLI, GIUSEPPE	*	90	0	1	0	
04	LUZARDI, LUCA	*	90	0	0	0	
05	MATRECANO, SALVATORE	*	90	0	0	0	
07	ROSSINI, STEFANO	*	14	0	0	0	
09	VERGA, RUFO EMILIANO	*	90	0	0	0	
10	ALBERTINI, DEMETRIO	*	90	0	1	0	
11	BAGGIO, DINO	*	90	0	0	0	
14	MARCOLIN, DARIO	*	90	0	0	0	
16	BUSO, RENATO	*	89	0	0	1	
17	ROCCO, PASQUALE D.	*	76	0	0	0	
19	MELLI, ALESSANDRO	*	76	0	1	0	
20	MUZZI, ROBERTO	*	14	0	1	0	
TOTALS:				0	4	1	

Quarter final

SWE 1 - 2 AUS						
1st half	2nd half	Extra t.-1st hl	Extra t.-2nd hl	Penalties	Real Time	
0-1	1-2				055	
Sweden			Australia			
Shots	Goals	Free Kicks	Shots	Goals		
0	0		0	0		
3	0	In area	3	1		
4	0	Out area	4	1		
0	0	Penalty	0	0		
6	1	Headers	2	0		
55		Possession	45			
13		Corners	1			
1		Off-Side	7			
ANDERSSON, NILS		Coach	THOMSON, EDWARD J.			
Referee principal: MEX BRIZIO CARTER, ARTURO PABLO						
Linesman 1: KOR PARK, HAE-YOUNG						
Linesman 2: BEL MATTHYS, LUC						

Team	SWE	Sweden					
No.	Name	Align.	Pl.Tim.	Goals	Yell.	Red	
01	EKHOLM, JAN	*	90	0	0	0	
02	JOHANSSON, MAGNUS	*	90	0	0	0	
03	BJORKLUND, JOACHIM	*	90	0	0	0	
06	MILD, HAKAN	*	90	0	0	0	
07	ANDERSSON, PATRIK	*	90	1	0	0	
08	LANDBERG, STEFAN	*	90	0	0	0	
09	FURSTH, CHRISTER	*	90	0	0	0	
10	ROEDLUND, JONNY	*	90	0	0	0	
11	BROLIN, TOMAS	*	30	0	0	0	
13	JANSSON, JESPER	*	59	0	0	0	
15	LILIUS, BJORN	*	90	0	0	0	
19	GUDMUNDSSON, NIKLAS	*	60	0	0	0	
20	AXELDAHL, JONAS	*	31	0	0	0	
TOTALS:				1	0	0	

Team	AUS	Australia					
No.	Name	Align.	Pl.Tim.	Goals	Yell.	Red	
02	BLAGOJEVIC, MILAN	*	90	0	0	0	
03	LONGO, DOMINIC JOHN	*	90	0	0	0	
04	ZELIC, NED	*	90	0	0	0	
05	MURPHY, SHAUN PETER	*	90	1	0	0	
06	VIDMAR, TONY	*	90	0	0	0	
08	OKON, PAUL MICHAEL	*	90	0	0	0	
09	ARAMBASIC, ZLATKO	*	63	0	0	0	
11	MARKOVSKI, JOHN	*	90	1	0	0	
12	MORI, DAMIAN ANDREW	*	90	0	0	0	
13	VEART, CARL	*	73	0	1	0	
14	REFENES, STEVE	*	17	0	0	0	
16	SEAL, DAVID WILLIAM	*	27	0	0	0	
20	BOSNICH, MARK JOHN	*	90	0	1	0	
TOTALS:				2	2	0	

Quarter final

GHA 4 - 2 PAR						
1st half	2nd half	Extra t.-1st hl	Extra t.-2nd hl	Penalties	Real Time	
1-0	2-2		4-2		075	
Ghana			Paraguay			
Shots	Goals	Free Kicks	Shots	Goals		
2	0		1	0		
11	3	In area	15	1		
6	0	Out area	13	0		
0	0	Penalty	0	0		
2	1	Headers	8	0		
45		Possession	55			
3		Corners	8			
6		Off-Side	3			
ARDAY, SAMUEL		Coach	MARKARIAN, A.			
Referee principal: UAE BUJSAIM, ALI MOHAMMED						
Linesman 1: FRA MONNIER, CHARLES						
Linesman 2: IRI FANAELI, MOHAMMAD						

Team	GHA	Ghana					
No.	Name	Align.	Pl.Tim.	Goals	Yell.	Red	
01	MENSAH, ANTHONY	*	120	0	0	0	
02	AMANKWAH, FRANK	*	120	0	0	0	
03	ASARE, ISAAC	*	120	0	0	0	
05	ACHEAMPONG, JOACHIN YAW	*	120	0	1	0	
06	NYARKO, ALEX	*	73	0	0	0	
07	RAHMAN, OLI	*	74	1	0	0	
08	LAMPTEY, Nii ODARTEY	*	120	0	0	0	
09	AYEW, KWAME	*	120	3	1	0	
11	KUMAH, SAMUEL ABLADE	*	120	0	0	0	
12	KUFFUOR, OSEI	*	120	0	0	0	
14	KALILU, MOHAMMED D.	*	47	0	0	0	
15	ARYEE, BERNARD Nii	*	46	0	0	0	
18	PREKO, YAW	*	120	0	0	0	
TOTALS:				4	2	0	

Team	PAR	Paraguay					
No.	Name	Align.	Pl.Tim.	Goals	Yell.	Red	
01	RUIZ DIAZ, RUBEN MARTIN	*	120	0	0	0	
02	DUARTE VILLAMAYOR, A.	*	120	0	0	0	
04	JARA MARTINEZ, JUAN R.	*	120	0	0	0	
05	AYALA GAVILAN, CELSO R.	*	120	0	0	0	
06	GAMARRA PAVON, CARLOS A.	*	120	0	0	0	
07	FERREIRA ROMERO, F.F.	*	120	0	1	0	
08	SOSA FRANCO, HUGO R.	*	120	0	0	0	
10	NEFFA RODRIGUEZ, G.A.	*	59	0	0	0	
14	SANABRIA ACUÑA, RICARDO	*	120	0	1	0	
15	ALVARENGATORALES, G.V.	*	61	0	0	0	
16	ARCE ROLON, FRANCISCO J.	*	120	0	0	0	
19	CABALLERO LOPEZ, M.A.	*	45	0	0	0	
20	CAMPOS VELAZQUEZ, J.L	*	75	1	0	0	
TOTALS:				2	2	0	



Futbol
Homes

Futbol
Hombres

Football
Hommes

Football
Men

Semi-final

POL 6 - 1 AUS

1st half	2nd half	Extra t.-1st hl	Extra t.-2nd hl	Penalties	Real Time
2-1	6-1				054
Poland			Australia		
Shots	Goals	Free Kicks	Shots	Goals	
0	0	0	0	0	
4	4	In area	3	0	
3	0	Out area	11	0	
0	0	Penalty	0	0	
1	1	Headers	6	1	
	48	Possession		52	
	6	Corners		10	
	2	Off-Side		9	
WOJCIK, JANUSZ		Coach	THOMSON, EDWARD J.		
Referee principal:	BRA	REZENDE FREITAS, MARCIO			
Linesman 1:	FRA	MONNIER, CHARLES			
Linesman 2:	IRI	FANAEI, MOHAMMAD			

Team	POL	Poland	No. Name	Align.	Pl.Tim.	Goals	Yell.	Red
			01 KLAK, ALEKSANDER	*	90	0	0	0
			02 JALOCHA, MARCIN	*	81	0	0	0
			03 LAPINSKI, TOMASZ	*	90	0	0	0
			04 KOZMINSKI, MAREK	*	90	0	0	0
			05 WALDOCH, TOMASZ	*	90	0	0	0
			06 GESIOR, DARIUSZ	*	8	0	0	0
			07 SWIERCZEWSKI, PIOTR	*	90	0	0	0
			08 ADAMCZUK, DARIUSZ	*	90	0	1	0
			10 BRZECZEK, JERZY	*	82	0	0	0
			11 JUSKOWIAK, ANDRZEJ	*	90	3	0	0
			13 STANIEK, RYSZARD	*	90	0	0	0
			14 BAJOR, MAREK	*	9	0	0	0
			20 KOWALCZYK, WOJCIECH	*	90	2	0	0
TOTALS:						6	1	0

Team	AUS	Australia	No. Name	Align.	Pl.Tim.	Goals	Yell.	Red
			02 BLAGOJEVIC, MILAN	*	90	0	0	0
			03 LONGO, DOMINIC JOHN	*	90	0	0	0
			04 ZELIC, NED	*	90	0	0	0
			05 MURPHY, SHAUN PETER	*	90	0	0	0
			06 VIDMAR, TONY	*	90	0	0	0
			08 OKON, PAUL MICHAEL	*	90	0	0	0
			09 ARAMBASIC, ZLATKO	*	11	0	0	0
			10 SLIFKAS, GEORGE	*	90	0	0	0
			11 MARKOVSKI, JOHN	*	67	0	0	0
			12 MORI, DAMIAN ANDREW	*	79	0	0	0
			13 VEART, CARL	*	90	1	1	0
			16 SEAL, DAVID WILLIAM	*	23	0	0	0
			20 BOSNICH, MARK JOHN	*	90	0	0	0
TOTALS:						1	1	0

Semi-final

ESP 2-0 GHA

1st half	2nd half	Extra t.-1st hl	Extra t.-2nd hl	Penalties	Real Time
1-0	2-0				056
Spain			Ghana		
Shots	Goals	Free Kicks	Shots	Goals	
1	0	0	0	0	
6	1	In area	3	0	
8	1	Out area	2	0	
0	0	Penalty	0	0	
4	0	Headers	0	0	
	57	Possession		43	
	6	Corners		3	
	0	Off-Side		4	
MIERA, VICENTE		Coach	ARDAY, SAMUEL		
Referee principal:	MEX	BRIZIO CARTER, ARTURO PABLO			
Linesman 1:	KOR	PARK, HAE-YOUNG			
Linesman 2:	SWE	SUNDQVIST, B. LENNHART			

Team	ESP	Spain	No. Name	Align.	Pl.Tim.	Goals	Yell.	Red
			02 FERRER LLOPIS, ALBERT	*	90	0	0	0
			03 LASA GOICOECHEA, MIKEL	*	90	0	0	0
			04 SOLOZABAL VILLANUEVA, R.	*	90	0	0	0
			05 LOPEZ MARTINEZ, JUAN M.	*	90	0	0	0
			07 AMAVISCA GARATE, JOSE	*	86	0	0	0
			08 MARTINEZ GARCIA, LUIS E.	*	90	0	0	0
			09 GUARDIOLA SALA, JOSEP	*	90	0	0	0
			10 FERNANDEZ ANTUÑA, A.	*	90	1	0	0
			13 JIMENEZ SISTACHS, ANTONIO	*	90	0	0	0
			14 VIDAL NOVA, GABRIEL	*	4	0	0	0
			17 BERGES MARIN, RAFAEL	*	90	1	0	0
			18 PINILLA MIRANDA, ANTONIO	*	12	0	0	0
			19 NARVAEZ, QUICO	*	78	0	0	0
TOTALS:						2	0	0

Team	GHA	Ghana	No. Name	Align.	Pl.Tim.	Goals	Yell.	Red
			01 MENSAH, ANTHONY	*	90	0	0	0
			02 AMANKWAH, FRANK	*	90	0	0	0
			03 ASARE, ISAAC	*	90	0	0	0
			04 GARGO, MOHAMMED	*	90	0	0	0
			07 RAHMAN, OLI	*	26	0	0	0
			08 LAMPTEY, NII ODARTEY	*	90	0	0	0
			09 AYEW, KWAME	*	90	0	0	0
			11 KUMAH, SAMUEL ABLADE	*	90	0	0	0
			12 KUFFUOR, OSEI	*	46	0	2	0
			14 KALILU, MOHAMMED D.	*	90	0	0	0
			15 ARYEE, BERNARD NII	*	64	0	0	0
			18 PREKO, YAW	*	90	0	0	0
TOTALS:						0	2	0

Final 3rd-4th

AUS 0 - 1 GHA

1st half	2nd half	Extra t.-1st hl	Extra t.-2nd hl	Penalties	Real Time
0-1	0-1				054
Australia			Ghana		
Shots	Goals	Free Kicks	Shots	Goals	
2	0	0	2	1	
5	0	In area	2	0	
9	0	Out area	3	0	
1	0	Penalty	0	0	
7	0	Headers	1	0	
	59	Possession		41	
	6	Corners		1	
	2	Off-Side		3	
THOMSON, EDWARD J.		Coach	ARDAY, SAMUEL		
Referee principal:	ESP	DIAZ VEGA, MANUEL			
Linesman 1:	HUN	MARTON, SANDOR			
Linesman 2:	GBR	CLARK, KENNETH			

Team	AUS	Australia	No. Name	Align.	Pl.Tim.	Goals	Yell.	Red
			01 FILAN, JOHN RICHARD	*	90	0	0	0
			02 BLAGOJEVIC, MILAN	*	90	0	1	0
			03 LONGO, DOMINIC JOHN	*	90	0	1	0
			04 ZELIC, NED	*	90	0	0	0
			05 MURPHY, SHAUN PETER	*	25	0	0	0
			06 VIDMAR, TONY	*	90	0	0	0
			08 OKON, PAUL MICHAEL	*	90	0	0	0
			11 MARKOVSKI, JOHN	*	19	0	0	0
			12 MORI, DAMIAN ANDREW	*	90	0	0	0
			14 REFENES, STEVE	*	90	0	0	0
			15 POPOVIC, TONY	*	65	0	0	0
			17 HASLER, GARY JOHN	*	90	0	0	0
			19 MALONEY, BRADLEY JOHN	*	71	0	0	0
TOTALS:						0	2	0

Team	GHA	Ghana	No. Name	Align.	Pl.Tim.	Goals	Yell.	Red
			02 AMANKWAH, FRANK	*	90	0	0	0
			03 ASARE, ISAAC	*	90	1	0	0
			04 GARGO, MOHAMMED	*	90	0	0	0
			05 ACHEAMPONG, JOACHIN YAW	*	90	0	0	0
			08 LAMPTEY, NII ODARTEY	*	45	0	1	0
			09 AYEW, KWAME	*	90	0	0	0
			10 QUAYE, SHAMO	*	42	0	2	0
			11 KUMAH, SAMUEL ABLADE	*	90	0	0	0
			13 ADJEI, SAM MI	*	90	0	1	0
			15 ARYEE, BERNARD NII	*	90	0	1	0
			16 ADDO, SIMON	*	27	0	0	0
			18 PREKO, YAW	*	90	0	0	0
			20 DOSSEY, IBRAHIM	*	63	0	0	0
TOTALS:						1	5	0

Final

POL 2-3 ESP

1st half	2nd half	Extra t.-1st hl	Extra t.-2nd hl	Penalties	Real Time
1-0	2-3				053
Poland			Spain		
Shots	Goals	Free Kicks	Shots	Goals	
0	0	0	0	0	
6	2	In area	9	2	
2	0	Out area	11	0	
0	0	Penalty	0	0	
1	0	Headers	5	1	
	42	Possession		58	
	5	Corners		8	
	1	Off-Side		4	
WOJCIK, JANUSZ		Coach	MIERA, VICENTE		
Referee principal:	COL	TORRES CADENA, JOSE JOAQUIN			
Linesman 1:	AUS	DUNSTER, GORDON PETER			
Linesman 2:	KOR	PARK, HAE-YOUNG			

Team	POL	Poland	No. Name	Align.	Pl.Tim.	Goals	Yell.	Red
			01 KLAK, ALEKSANDER	*	90	0	0	0
			02 JALOCHA, MARCIN	*	56	0	0	0
			03 LAPINSKI, TOMASZ	*	90	0	0	0
			04 KOZMINSKI, MAREK	*	90	0	0	0
			05 WALDOCH, TOMASZ	*	90	0	1	0
			06 GESIOR, DARIUSZ	*	90	0	0	0
			07 SWIERCZEWSKI, PIOTR	*	34	0	0	0
			10 BRZECZEK, JERZY	*	90	0	0	0
			11 JUSKOWIAK, ANDRZEJ	*	90	0	0	0
			13 STANIEK, RYSZARD	*	90	1	0	0
			15 KOBYLANSKI, ANDRZEJ	*	90	0	0	0
			20 KOWALCZYK, WOJCIECH	*	90	1	0	0
TOTALS:						2	1	0

Team	ESP	Spain	No. Name	Align.	Pl.Tim.	Goals	Yell.	Red
			02 FERRER LLOPIS, ALBERT	*	90	0	0	0
			03 LASA GOICOECHEA, MIKEL	*	52	0	0	0
			04 SOLOZABAL VILLANUEVA, R.	*	90	0	0	0
			05 LOPEZ MARTINEZ, JUAN M.	*	90	0	0	0
			07 AMAVISCA GARATE, JOSE	*	38	0	0	0
			08 MARTINEZ GARCIA, LUIS E.	*	90	0	0	0
			09 GUARDIOLA SALA, JOSEP	*	90	0	0	0
			10 FERNANDEZ ANTUÑA, A.	*	90	1	0	0
			13 JIMENEZ SISTACHS, ANTONIO	*	90	0	0	0
			17 BERGES MARIN, RAFAEL	*	90	0	0	0
			19 NARVAEZ, QUICO	*	90	2	0	0
			20 PEREZ MUÑOZ, ALFONSO	*	90	0	0	0
TOTALS:						3	0	0



Futbol
Homes

Futbol
Hombres

Football
Hommes

Football
Men

Group A

Team	Points	MATCHS				GOALS		
		Played	Won	Tied	Lost	For	Against	Dif.
1 POL	5	3	2	1	0	7	2	5
2 ITA	4	3	2	0	1	3	4	-1
3 USA	3	3	1	1	1	6	5	1
4 KUW	0	3	0	0	3	1	6	-5

Group B

Team	Points	MATCHS				GOALS		
		Played	Won	Tied	Lost	For	Against	Dif.
1 ESP	6	3	3	0	0	8	0	8
2 QAT	3	3	1	1	1	2	3	-1
3 EGY	2	3	1	0	2	4	6	-2
4 COL	1	3	0	1	2	4	9	-5

Summary

Phase / Ranking	Event	Teams	Score
Quarter final	A1 -B2	POL - QAT	2 - 0
Quarter final	B1 -A2	ESP - ITA	1 - 0
Quarter final	C1 -D2	SWE - AUS	1 - 2
Quarter final	D1 -C2	GHA - PAR	4 - 2
Semi-final		POL - AUS	6 - 1
Semi-final		ESP - GHA	2 - 0
3rd place		AUS - GHA	0 - 1
Final		POL - ESP	2 - 3

Group C

Team	Points	MATCHS				GOALS		
		Played	Won	Tied	Lost	For	Against	Dif.
1 SWE	4	3	1	2	0	5	1	4
2 PAR	4	3	1	2	0	3	1	2
3 KOR	3	3	0	3	0	2	2	0
4 MAR	1	3	0	1	2	2	8	-6

Group D

Team	Points	MATCHS				GOALS		
		Played	Won	Tied	Lost	For	Against	Dif.
1 GHA	4	3	1	2	0	4	2	2
2 AUS	3	3	1	1	1	5	4	1
3 MEX	3	3	0	3	0	3	3	0
4 DEN	2	3	0	2	1	1	4	-3

Scorers

Name	Team	Match Played	GOALS					Total
			F.K.	Pen.	Hea.	In a.	O. a.	
1 JUSKOWIAK, ANDRZEJ	POL	6	0	0	2	5	0	7
2 AYEW, KWAME	GHA	6	0	0	1	4	1	6
3 NARVAEZ, QUICO	ESP	6	0	0	0	5	0	5
4 KOWALCZYK, WOJCIECH	POL	6	0	0	0	4	0	4
5 ROTLLAN ZAVALA, FRANCISCO	MEX	3	0	1	0	1	0	2
5 BROLIN, TOMAS	SWE	4	0	0	0	2	0	2
5 ROEDLUND, JONNY	SWE	4	0	0	0	2	0	2
5 KHASHBA, HADY	EGY	3	0	0	0	2	0	2
5 GAVIRIA CARVAJAL, HERMAN	COL	3	0	0	2	0	0	2
5 VIDMAR, TONY	AUS	6	0	0	0	2	0	2
5 MARKOVSKI, JOHN	AUS	4	0	0	0	2	0	2
5 BERGES MARIN, RAFAEL	ESP	6	0	0	0	1	1	2
5 FERNANDEZ ANTUÑA, ABELARDO	ESP	5	0	0	1	1	0	2
5 MELLI, ALESSANDRO	ITA	4	0	0	0	2	0	2
5 STANIEK, RYSZARD	POL	6	0	0	0	2	0	2
5 SNOW, STEPHEN LEONARD	USA	2	0	0	1	0	1	2
17 ALBERTINI, DEMETRIO	ITA	3	0	0	0	1	0	1
17 VEART, CARL	AUS	4	0	0	1	0	0	1
17 MORI, DAMIAN ANDREW	AUS	6	0	0	0	0	1	1
17 ARAMBASIC, ZLATKO	AUS	4	0	0	0	1	0	1
17 MURPHY, SHAUN PETER	AUS	6	0	0	0	0	1	1
17 RAHMAN, OLI	GHA	2	0	0	0	1	0	1
17 GARGO, MOHAMMED	GHA	5	0	0	0	0	1	1
17 ASARE, ISAAC	GHA	6	1	0	0	0	0	1
17 IMLER, ERIK BRADLEY	USA	2	0	0	0	1	0	1
17 BROSE, DARIO	USA	1	1	0	0	0	0	1
17 CASTAÑEDA REYES, JORGE	MEX	3	0	0	0	0	1	1
17 THOMSEN, CLAUS	DEN	3	0	0	1	0	0	1
17 SEO, JUNG WON	KOR	3	0	0	0	1	0	1
17 CHUNG, JAE KWON	KOR	3	0	0	0	1	0	1
17 BAHJA, AHMED	MAR	3	0	0	0	1	0	1
17 NAYBET, NOUREDDINE	MAR	3	0	0	1	0	0	1
17 MOORE, JOE MAX	USA	3	1	0	0	0	0	1
17 CAMPOS VELAZQUEZ, JORGE LUIS	PAR	4	0	0	0	1	0	1
17 CABALLERO LOPEZ, MAURO ANTONIO	PAR	2	0	0	0	1	0	1
17 LAGOS, MANNY	USA	2	0	0	0	1	0	1
17 ARCE ROLON, FRANCISCO JAVIER	PAR	4	0	0	0	0	1	1
17 GAMARRA PAVON, CARLOS ALBERTO	PAR	4	0	0	0	1	0	1
17 ANDERSSON, PATRIK	SWE	4	0	0	1	0	0	1
17 MILD, HAKAN	SWE	4	0	0	0	1	0	1

FE

Esgrima

Esgrima

Escrime

Fencing



	Català	Español	Français	English
AB	Abandó	Abandono	Abandon	Abandoned
bout	Matx	Match	Match	Bout
Bronze	Bronze	Bronce	Bronze	Bronze
Classification/Clas.	Classificació	Clasificación	Classement	Classification
Ctry.	País	País	Pays	Country
D	Derrota	Derrota	Défaite	Defeat
Direct	Directa	Directa	Directe	Direct
E	Eliminat/da	Eliminado	Éliminé	Eliminated
elimination	Eliminació	Eliminación	Elimination	Elimination
Final	Final	Final	Finale	Final
Gold	Or	Oro	Or	Gold
hits	Tocats	Tocados	Touches	Hits
M	Encontres	Encuentros	Rencontres	Matches
Name	Nom	Nombre	Nom	Name
No.	Número	Número	Numéro	Number
Order/Ord.	Ordre	Orden	Ordre	Order
P	Punts	Puntos	Points	Points
phase	Fase	Fase	Phase	Phase
Piste	Pista	Pista	Piste	Piste
Pool/pool	Poule	Poule	Poule	Pool
POSITION	Posició	Posición	Position	Position
preliminary	Preliminar	Preliminar	Préliminaire	Preliminary
Qual.	Qualificació	Calificación	Qualification	Qualification
Qualifying	Ronda de classificació	Clasificatoria	De qualification	Qualifying
Repêchage	Repesca	Repesca	Repêchage	Repêchage
Results	Resultats	Resultados	Résultats	Results
Rk.	Rànquing	Clasificación	Classement	Ranking
Silver	Plata	Plata	Argent	Silver
Summary/summary	Resum	Resumen	Résumé	Summary
TD	Tocats donats	Tocados dados	Touches données	Hits scored
Team	Equip	Equipo	Équipe	Team
TR	Tocats rebuts	Tocados recibidos	Touches recues	Hits received
V	Victòries	Victorias	Victoires	Wins
win	Victòria	Victoria	Victoire	Win



Esgrima
Hombres
Florete individual

Esgrima
Hombres
Florete individual

Esgrime
Hommes
Fleuret individuel

Fencing
Men
Individual foil

Pool 1
Results

Piste: 1		5 hits win bout							
Order	No.	Name	Ctry.	Rk.	V	V/M	TD	TR	TD-TR
1	0042	YE, CHONG	CHN	1	6	1.000	30	11	+ 19
2	0211	KIM, YOUNG HO	KOR	5	3	0.500	20	20	0
3	0080	GRIGORIEV, VIATCHESLAV	EUN	3	4	0.666	22	19	+ 3
4	0227	TORRES, WALTER	PHI	6	1	0.166	10	26	-16
5	0272	TAN, KIM HUAT RONALD	SIN	7	0	0.000	7	30	-23
6	0146	WEIDNER, THORSTEN	GER	2	4	0.666	27	16	+ 11
7	0296	MARX, MICHAEL A.	USA	4	3	0.500	23	17	+ 6

Pool 2
Results

Piste: 4		5 hits win bout							
Order	No.	Name	Ctry.	Rk.	V	V/M	TD	TR	TD-TR
1	0250	GUIMARAES, JOSE	POR	7	1	0.166	15	27	-12
2	0210	KIM, SEUNG PYO	KOR	6	2	0.333	20	28	-8
3	0161	KISS, ROBERT	HUN	3	3	0.500	22	22	0
4	0039	WANG, LIHONG	CHN	4	2	0.333	21	25	-4
5	0294	LONGENBACH, Z.	USA	4	2	0.333	21	25	-4
6	0244	SYNIEWSKI, MARIAN	POL	2	5	0.833	28	19	+ 9
7	0073	CHEVTCHENKO, DMITRI	EUN	1	6	1.000	30	11	+ 19

Pool 3
Results

Piste: 3		5 hits win bout							
Order	No.	Name	Ctry.	Rk.	V	V/M	TD	TR	TD-TR
1	0226	DA PONTE GRIPPO, ENZO	PAR	6	1	0.166	11	29	-18
2	0116	DAVIS, JOHNNY	GBR	2	4	0.666	27	14	+ 13
3	0011	RICHTER, ANATOL	AUT	4	4	0.666	22	18	+ 4
4	0144	WAGNER, UDO	GER	3	4	0.666	24	19	+ 5
5	0290	BRAVIN, ERIC	USA	5	3	0.500	19	22	-3
6	0157	ERSEK, ZSOLT	HUN	1	5	0.833	29	15	+ 14
7	0273	WONG, LIANG HUN	SIN	7	0	0.000	15	30	-15

Pool 4
Results

Piste: 7		5 hits win bout							
Order	No.	Name	Ctry.	Rk.	V	V/M	TD	TR	TD-TR
1	0270	TORRENTE, DARIO	RSA	6	1	0.166	11	29	-18
2	0055	BRAVO DIAZ, RAMIRO	ESP	4	3	0.500	21	20	+ 1
3	0052	GREGORY GIL, ELVIS	CUB	3	4	0.666	24	16	+ 8
4	0037	WANG, HAIBIN	CHN	5	3	0.500	21	22	-1
5	0181	BORELLA, ANDREA	ITA	1	5	0.833	27	13	+ 14
6	0225	ALVAREZ VILLALBA, J. M.	PAR	7	0	0.000	16	30	-14
7	0233	KIELPIKOWSKI, PIOTR	POL	2	5	0.833	25	15	+ 10

Pool 5
Results

Piste: 11		5 hits win bout							
Order	No.	Name	Ctry.	Rk.	V	V/M	TD	TR	TD-TR
1	0219	YOU, BONG HYUNG	KOR	3	3	0.600	17	14	+ 3
2	0077	GOLOUBITSKI, SERGUEI	EUN	1	4	0.800	24	11	+ 13
3	0119	GOSBEE, WILLIAM DAVID	GBR	5	2	0.400	14	18	-4
4	0098	GROC, PATRICK	FRA	2	3	0.600	20	15	+ 5
5	0280	KAIJBGER, OLA	SWE	4	2	0.400	18	20	-2
6	0004	GONZALEZ VIAGGIO, A. I.	ARG	6	1	0.200	9	24	-15

Pool 6
Results

Piste: 14		5 hits win bout							
Order	No.	Name	Ctry.	Rk.	V	V/M	TD	TR	TD-TR
1	0143	SCHRECK, ULRICH R.	GER	1	4	0.800	22	17	+ 5
2	0122	MCKENZIE, DONALD A.	GBR	6	2	0.400	17	21	-4
3	0009	LUDWIG, MICHAEL	AUT	3	2	0.400	21	22	-1
4	0202	NAGANO, YOSHIIHIDE	JPN	4	2	0.400	18	21	-3
5	0152	WU, XING YAO	HKG	4	2	0.400	18	21	-3
6	0051	GARCIA PEREZ, OSCAR	CUB	2	3	0.600	21	15	+ 6

Pool 7
Results

Piste: 16		5 hits win bout							
Order	No.	Name	Ctry.	Rk.	V	V/M	TD	TR	TD-TR
1	0183	CERIONI, STEFANO	ITA	1	6	1.000	30	8	+ 22
2	0271	VAN GARDEREN, ERNST H.	RSA	6	1	0.166	14	25	-11
3	0223	YOUSSEF, MICHEL	LIB	7	0	0.000	3	30	-27
4	0156	BUSA, ISTVAN	HUN	4	3	0.500	24	21	+ 3
5	0110	OMNES, PHILIPPE	FRA	2	5	0.833	26	11	+ 15
6	0063	GARCIA DELGADO, A.	ESP	5	2	0.333	16	21	-5
7	0201	ICHIGATANI, HIROKI	JPN	3	4	0.666	20	17	+ 3

Pool 8
Results

Piste: 8		5 hits win bout							
Order	No.	Name	Ctry.	Rk.	V	V/M	TD	TR	TD-TR
1	0151	TANG, KWONG HAU	HKG	6	1	0.200	12	22	-10
2	0188	NUMA, MAURO	ITA	2	4	0.800	23	14	+ 9
3	0066	GUERRA IGLESIAS, F. J.	ESP	3	2	0.400	17	20	-3
4	0236	KRZESINSKI, ADAM	POL	5	2	0.400	17	21	-4
5	0012	WENDT, JOACHIM	AUT	1	4	0.800	24	13	+ 11
6	0053	ABDALLA, MAGED	EGY	3	2	0.400	17	20	-3

Pool 9
Results

Piste: 12		5 hits win bout							
Order	No.	Name	Ctry.	Rk.	V	V/M	TD	TR	TD-TR
1	0222	EL-KHOURI, ZAHI	LIB	6	1	0.200	11	21	-10
2	0023	GIASSON, BENOIT	CAN	5	2	0.400	16	20	-4
3	0107	LHOTELLIER, PATRICE	FRA	2	3	0.600	19	15	+ 4
4	0199	ABE, KINYA	JPN	3	3	0.600	17	17	0
5	0150	LO, MOON TONG	HKG	4	2	0.400	18	19	-1
6	0048	BETANCOURT SCULL, G.	CUB	1	4	0.800	23	12	+ 11



Esgri
Homes
Floret individual

Esgri
Hombres
Florete individual

Escri
Hommes
Fleuret individuel

Fencing
Men
Individual foil

Qualifying pool
Summary preliminary phase

Clas.	No.	Name	Ctry.	Pool	Rk.	V/M	TD-TR	TR	Qual.
1	0183	CERIONI, STEFANO	ITA	7	1	1.000	+22	8	
2	0042	YE, CHONG	CHN	1	1	1.000	+19	11	
3	0073	CHEVTCHENKO, DMITRI	EUN	2	1	1.000	+19	11	
4	0110	OMNES, PHILIPPE	FRA	7	2	0.833	+15	11	
5	0181	BORELLA, ANDREA	ITA	4	1	0.833	+14	13	
6	0157	ERSEK, ZSOLT	HUN	3	1	0.833	+14	15	
7	0233	KIELPIKOWSKI, PIOTR	POL	4	2	0.833	+10	15	
8	0244	SYPNIEWSKI, MARIAN	POL	2	2	0.833	+9	19	
9	0077	GOLOUBITSKI, SERGUEI	EUN	5	1	0.800	+13	11	
10	0048	BETANCOURT SCULL, G.	CUB	9	1	0.800	+11	12	
11	0012	WENDT, JOACHIM	AUT	8	1	0.800	+11	13	
12	0188	NUMA, MAURO	ITA	8	2	0.800	+9	14	
13	0143	SCHRECK, ULRICH R.	GER	6	1	0.800	+5	17	
14	0116	DAVIS, JOHNNY	GBR	3	2	0.666	+13	14	
15	0146	WEIDNER, THORSTEN	GER	1	2	0.666	+11	16	
16	0052	GREGORY GIL, ELVIS	CUB	4	3	0.666	+8	16	
17	0144	WAGNER, UDO	GER	3	3	0.666	+5	19	
18	0011	RICHTER, ANATOL	AUT	3	4	0.666	+4	18	
19	0201	ICHIGATANI, HIROKI	JPN	7	3	0.666	+3	17	
20	0080	GRIGORIEV, VIATCHESLAV	EUN	1	3	0.666	+3	19	
21	0051	GARCIA PEREZ, OSCAR	CUB	6	2	0.600	+6	15	
22	0098	GROC, PATRICK	FRA	5	2	0.600	+5	15	
23	0107	LHOTELLIER, PATRICE	FRA	9	2	0.600	+4	15	
24	0219	YOU, BONG HYUNG	KOR	5	3	0.600	+3	14	
25	0199	ABE, KINYA	JPN	9	3	0.600	0	17	
26	0296	MARX, MICHAEL A.	USA	1	4	0.500	+6	17	
27	0156	BUSA, ISTVAN	HUN	7	4	0.500	+3	21	
28	0055	BRAVO DIAZ, RAMIRO	ESP	4	4	0.500	+1	20	
29	0211	KIM, YOUNG HO	KOR	1	5	0.500	0	20	
30	0161	KISS, ROBERT	HUN	2	3	0.500	0	22	

Clas.	No.	Name	Ctry.	Pool	Rk.	V/M	TD-TR	TR	Qual.
31	0037	WANG, HAIBIN	CHN	4	5	0.500	-1	22	
32	0290	BRAVIN, ERIC	USA	3	5	0.500	-3	22	
33	0150	LO, MOON TONG	HKG	9	4	0.400	-1	19	
34	0009	LUDWIG, MICHAEL	AUT	6	3	0.400	-1	22	
35	0280	KAIBJER, OLA	SWE	5	4	0.400	-2	20	
36	0066	GUERRA IGLESIAS, F. J.	ESP	8	3	0.400	-3	20	
37	0053	ABDALLA, MAGED	EGY	8	3	0.400	-3	20	
38	0152	WU, XING YAO	HKG	6	4	0.400	-3	21	
39	0202	NAGANO, YOSHIHIDE	JPN	6	4	0.400	-3	21	
40	0119	GOSBEE, WILLIAM DAVID	GBR	5	5	0.400	-4	18	
41	0023	GIASSON, BENOIT	CAN	9	5	0.400	-4	20	
42	0122	MCKENZIE, DONALD A.	GBR	6	6	0.400	-4	21	
43	0236	KRZESINSKI, ADAM	POL	8	5	0.400	-4	21	
44	0294	LONGENBACH, ZADDICK	USA	2	4	0.333	-4	25	
45	0039	WANG, LIHONG	CHN	2	4	0.333	-4	25	
46	0063	GARCIA DELGADO, A.	ESP	7	5	0.333	-5	21	
47	0210	KIM, SEUNG PYO	KOR	2	6	0.333	-8	28	E
48	0222	EL-KHOURI, ZAH	LIB	9	6	0.200	-10	21	E
49	0151	TANG, KWONG HAU	HKG	8	6	0.200	-10	22	E
50	0004	GONZALEZ VIAGGIO, A. I.	ARG	5	6	0.200	-15	24	E
51	0271	VAN GARDEREN, ERNST H.	RSA	7	6	0.166	-11	25	E
52	0250	GUIMARAES, JOSE	POR	2	7	0.166	-12	27	E
53	0227	TORRES, WALTER	PHI	1	6	0.166	-16	26	E
54	0226	DA PONTE GRIPPO, ENZO	PAR	3	6	0.166	-18	29	E
54	0270	TORRENTE, DARIO	RSA	4	6	0.166	-18	29	E
56	0225	ALVAREZ VILLALBA, J. M.	PAR	4	7	0.000	-14	30	E
57	0273	WONG, LIANG HUN	SIN	3	7	0.000	-15	30	E
58	0272	TAN, KIM HUAT RONALD	SIN	1	7	0.000	-23	30	E
59	0223	YOUSSEF, MICHEL	LIB	7	7	0.000	-27	30	E

Direct elimination summary

Ord.	No.	Name	Ctry.
1	0183	CERIONI, STEFANO	ITA
64			
33	0150	LO, MOON	HKG
32	0290	BRAVIN, ERIC	USA
17	0144	WAGNER, UDO	GER
48			
49			0052 CUB
16	0052	GREGORY, ELVIS	CUB
9	0077	GOLOUBITSKI, S.	EUN
56			
41	0023	GIASSON, BENOIT	CAN
24	0219	YOU, BONG	KOR
25	0199	ABE, KINYA	JPN
40	0119	GOSBEE, WILLIAM	GBR
57			0244 POL
8	0244	SYPNIEWSKI, M.	POL
5	0181	BORELLA, ANDREA	ITA
60			
37	0066	GUERRA, F.	ESP
28	0156	BUSA, ISTVAN	HUN
21	0051	GARCIA, OSCAR	CUB
44	0294	LONGENBACH, Z.	USA
53			0143 GER
12	0143	SCHRECK, U.	GER
13	0116	DAVIS, JONATHAN	GBR
52			0116 GBR

Ord.	No.	Name	Ctry.
45	0039	WANG, LIHONG	CHN
20	0080	GRIGORIEV, V.	EUN
29	0211	KIM, YOUNG	KOR
36	0009	LUDWIG, MICHAEL	AUT
61			0110 FRA
4	0110	OMNES, PHILIPPE	FRA
3	0073	CHEVTCHENKO, D.	EUN
62			
35	0053	ABDALLA, MAGED	EGY
30	0037	WANG, HAIBIN	CHN
19	0201	ICHIGATANI, H.	JPN
46	0063	GARCIA, ANDRES	ESP
51			0188 ITA
14	0188	NUMA, MAURO	ITA
11	0012	WENDT, JOACHIM	AUT
54			0012 AUT
43	0236	KRZESINSKI, ADAM	POL
22	0098	GROC, PATRICK	FRA
27	0055	BRAVO, RAMIRO	ESP
38	0152	WU, XING	HKG
59			0157 HUN
6	0157	ERSEK, ZSOLT	HUN
7	0233	KIELPIKOWSKI, P.	POL
58			0233 POL

Ord.	No.	Name	Ctry.
39	0202	NAGANO, Y.	JPN
26	0296	MARX, MICHAEL A.	USA
23	0107	LHOTELLIER, P.	FRA
42	0122	MCKENZIE, DONALD	GBR
55			0048 CUB
10	0048	BETANCOURT, G.	CUB
15	0146	WEIDNER, T.	GER
50			0146 GER
47			0011 AUT
18	0011	RICHTER, ANATOL	AUT
31	0161	KISS, ROBERT	HUN
34	0280	KAIBJER, OLA	SWE
63			0280 SWE
2	0042	YE, CHONG	CHN
			0042 CHN



Esgrima
Homes
Floret individuel

Esgrima
Hombres
Florete individual

Esgrime
Hommes
Fleuret individuel

Fencing
Men
Individual foil

Repêchage summary (A, B, C, D)

		D		A			B		C				
		Ord.	No.	Name	Ctry.								
		0150	HKG	1	0183	CERIONI, STEFANO	ITA	0183	ITA				
0144	GER	32	0150	LO, MOON	HKG	5/2	5/2	0052	CUB				
5/1	5/0	0144	GER	17	0144	WAGNER, UDO	GER	0052	CUB	5/3	5/3		
		16	0052	GREGORY, ELVIS	CUB	4/6	5/1	6/4				0244	POL
		0219	KOR	9	0077	GOLOUBITSKI, S.	EUN	0077	EUN			3/5	5/3
0119	GBR	24	0219	YOU, BONG	KOR	2/5	6/4	5/0	0244	POL			
1/5	6/5	0119	GBR	25	0119	GOSBEE, WILLIAM	GBR	0244	POL	5/3	2/5	5/3	
		8	0244	SYPNIEWSKI, M.	POL	3/5	6/4	5/2					
		0156	HUN	5	0181	BORELLA, ANDREA	ITA	0181	ITA				
0051	CUB	28	0156	BUSA, ISTVAN	HUN	5/3	5/2	0181	ITA				
5/0	5/2	0051	CUB	21	0051	GARCIA, OSCAR	CUB	0143	GER	6/4	5/3		
		12	0143	SCHRECK, U.	GER	4/6	5/1	5/0				0181	ITA
		0116	GBR	13	0116	DAVIS, JONATHAN	GBR	0080	EUN			0/5	6/5
0116	GBR	20	0080	GRIGORIEV, V.	EUN	5/1	5/1	0110	FRA	0110	FRA		
5/2	5/3	0009	AUT	29	0009	LUDWIG, MICHAEL	AUT	0110	FRA	5/2	2/5	5/2	
		4	0110	OMNES, PHILIPPE	FRA	5/1	5/3						
		0037	CHN	3	0073	CHEVTCHENKO, D.	EUN	0073	EUN				
0063	ESP	30	0037	WANG, HAIBIN	CHN	5/3	5/1	0188	ITA				
5/3	5/2	0063	ESP	19	0063	GARCIA, ANDRES	ESP	0188	ITA	5/2	1/5	5/0	
		14	0188	NUMA, MAURO	ITA	5/2	5/0					0012	AUT
		0098	FRA	11	0012	WENDT, JOACHIM	AUT	0012	AUT			5/6	5/1
0098	FRA	22	0098	GROC, PATRICK	FRA	1/5	5/1	5/3	0012	AUT			
5/1	4/6	0055	ESP	27	0055	BRAVO, RAMIRO	ESP	0157	HUN	5/3	2/5	5/3	
		6	0157	ERSEK, ZSOLT	HUN	5/1	5/6	5/2					
		0202	JPN	7	0233	KIELPIKOWSKI, P.	POL	0233	POL				
0202	JPN	26	0202	NAGANO, Y.	JPN	5/2	5/3	0048	CUB				
5/3	5/0	0122	GBR	23	0122	MCKENZIE, DONALD	GBR	0048	CUB	5/1	6/4		
		10	0048	BETANCOURT, G.	CUB	5/1	5/0					0048	CUB
		0146	GER	15	0146	WEIDNER, T.	GER	0011	AUT			5/3	3/5
0042	CHN	18	0011	RICHTER, ANATOL	AUT	6/5	3/5	6/4	0280	SWE			
5/2	5/3	0042	CHN	31	0280	KAIBJER, OLA	SWE	0280	SWE	3/5	5/3	5/1	
		2	0042	YE, CHONG	CHN	2/5	6/4	5/3					

Repêchage summary (E, F)

		E			F				
Ord.	No.	Name	Ctry.						
1	0183	CERIONI, STEFANO	ITA	0063	ESP				
16	0063	GARCIA, ANDRES	ESP	5/1	4/6	6/4	0042	CHN	
9	0042	YE, CHONG	CHN	0042	CHN		5/2	5/2	
8	0080	GRIGORIEV, V.	EUN	5/0	3/5	5/0			
5	0077	GOLOUBITSKI, S.	EUN	0077	EUN				
12	0051	GARCIA, OSCAR	CUB	6/5	5/0		0077	EUN	
13	0098	GROC, PATRICK	FRA	0233	POL		5/3	5/2	
4	0233	KIELPIKOWSKI, P.	POL	5/1	2/5	5/3			
3	0157	ERSEK, ZSOLT	HUN	0157	HUN				
14	0202	NAGANO, Y.	JPN	5/6	5/3	5/3	0144	GER	
11	0144	WAGNER, UDO	GER	0144	GER		6/5	6/4	
6	0143	SCHRECK, U.	GER	5/2	5/6	6/5			
7	0011	RICHTER, ANATOL	AUT	0011	AUT				
10	0116	DAVIS, JONATHAN	GBR	5/1	6/4		0011	AUT	
15	0119	GOSBEE, WILLIAM	GBR	0073	EUN		6/4	6/5	
2	0073	CHEVTCHENKO, D.	EUN	5/0	5/6	5/2			



Esgrima
Hombres
Floret individual

Esgrima
Hombres
Florete individual

Escrime
Hommes
Fleuret individuel

Fencing
Men
Individual foil

Repêchage summary (G)

G

Ord.	No.	Name	Ctry.		
1	0110	OMNES, PHILIPPE	FRA	0110	FRA
8	0011	RICHTER, ANATOL	AUT	5/1	5/3
5	0077	GOLOUBITSKI, S.	EUN	0077	EUN
4	0280	KAIBJER, OLA	SWE	5/1	6/5
3	0052	GREGORY, ELVIS	CUB	0052	CUB
6	0042	YE, CHONG	CHN	5/1	5/1
7	0144	WAGNER, UDO	GER	0144	GER
2	0188	NUMA, MAURO	ITA	6/5	2/5 5/3

Final phase summary

Ord.	No.	Name	Ctry.						
1	0181	BORELLA, ANDREA	ITA	0144	GER				
8	0144	WAGNER, UDO	GER	4/6	6/4	5/0	0110	FRA	
5	0110	OMNES, PHILIPPE	FRA	0110	FRA		5/3	5/6	5/3
4	0012	WENDT, JOACHIM	AUT	5/3	5/3				0110 FRA
3	0048	BETANCOURT, G.	CUB	0077	EUN				6/5 3/5 5/2
6	0077	GOLOUBITSKI, S.	EUN	5/2	5/0		0077	EUN	
7	0052	GREGORY, ELVIS	CUB	0052	CUB		3/5	5/2	5/1
2	0244	SYPNIEWSKI, M.	POL	5/0	6/5				
				3 - 4	POSITION		0144	GER	
							0052	CUB	
									0052 CUB
							5/3	2/5	5/3

Final Classification

Clas.	No.	Name	Ctry.	
1	0110	OMNES, PHILIPPE	FRA	Gold
2	0077	GOLOUBITSKI, SERGUEI	EUN	Silver
3	0052	GREGORY GIL, ELVIS	CUB	Bronze
4	0144	WAGNER, UDO	GER	
5	0181	BORELLA, ANDREA	ITA	
6	0244	SYPNIEWSKI, MARIAN	POL	
7	0048	BETANCOURT SCULL, G.	CUB	
8	0012	WENDT, JOACHIM	AUT	
9	0042	YE, CHONG	CHN	
10	0188	NUMA, MAURO	ITA	
11	0011	RICHTER, ANATOL	AUT	
12	0280	KAIBJER, OLA	SWE	
13	0073	CHEVTCHENKO, DMITRI	EUN	
14	0157	ERSEK, ZSOLT	HUN	
15	0233	KIELPIKOWSKI, PIOTR	POL	
16	0063	GARCIA DELGADO, A.	ESP	
17	0183	CERIONI, STEFANO	ITA	
18	0143	SCHRECK, ULRICH RAINER	GER	
19	0116	DAVIS, JOHNNY	GBR	
20	0080	GRIGORIEV, VIATCHESLAV	EUN	

Clas.	No.	Name	Ctry.	
21	0051	GARCIA PEREZ, OSCAR	CUB	
22	0098	GROC, PATRICK	FRA	
23	0202	NAGANO, YOSHIIHIDE	JPN	
24	0119	GOSBEE, WILLIAM DAVID	GBR	
25	0146	WEIDNER, THORSTEN	GER	
26	0219	YOU, BONG HYUNG	KOR	
27	0156	BUSA, ISTVAN	HUN	
28	0055	BRAVO DIAZ, RAMIRO	ESP	
29	0037	WANG, HAIBIN	CHN	
30	0150	LO, MOON TONG	HKG	
31	0009	LUDWIG, MICHAEL	AUT	
32	0122	MCKENZIE, DONALD A.	GBR	
33	0201	ICHIGATANI, HIROKI	JPN	
34	0107	LHOTELLIER, PATRICE	FRA	
35	0199	ABE, KINYA	JPN	
36	0296	MARX, MICHAEL A.	USA	
37	0211	KIM, YOUNG HO	KOR	
38	0161	KISS, ROBERT	HUN	
39	0290	BRAVIN, ERIC	USA	
40	0066	GUERRA IGLESIAS, F. J.	ESP	

Clas.	No.	Name	Ctry.	
41	0053	ABDALLA, MAGED	EGY	
42	0152	WU, XING YAO	HKG	
43	0023	GIASSON, BENOIT	CAN	
44	0236	KRZESINSKI, ADAM	POL	
45	0294	LONGENBACH, ZADDICK	USA	
46	0039	WANG, LIHONG	CHN	
47	0210	KIM, SEUNG PYO	KOR	
48	0222	EL-KHOURI, ZAHY	LIB	
49	0151	TANG, KWONG HAU	HKG	
50	0004	GONZALEZ VIAGGIO, A. I.	ARG	
51	0271	VAN GARDEREN, ERNST H.	RSA	
52	0250	GUIMARAES, JOSE	POR	
53	0227	TORRES, WALTER	PHI	
54	0226	DA PONTE GRIPPO, ENZO	PAR	
54	0270	TORRENTE, DARIO	RSA	
56	0225	ALVAREZ VILLALBA, J. M.	PAR	
57	0273	WONG, LIANG HUN	SIN	
58	0272	TAN, KIM HUAT RONALD	SIN	
59	0223	YOUSSEF, MICHEL	LIB	



Esgrima
Hombres
Espasa individual

Esgrima
Hombres
Espada individual

Escrime
Hommes
Epée individuel

Fencing
Men
Individual epee

Pool 1
Results

Piste: 1										5 hits win bout		
Order	No.	Name	Ctry.	Rk.	V	V/M	TD	TR	TD-TR			
1	0016	PAPAIANO, FRANCISCO R.	BRA	7	1	0.166	13	27	- 14			
2	0284	DEPTA, ALES	TCH	3	4	0.666	26	21	+ 5			
3	0276	LANG, DANIEL	SUI	6	1	0.166	19	27	- 8			
4	0186	MAZZONI, ANGELO	ITA	1	6	1.000	30	15	+ 15			
5	0174	LENZUN	INA	5	2	0.333	17	25	- 8			
6	0045	PAZ DUPRIEZ, JUAN M.	COL	4	3	0.500	21	23	- 2			
7	0028	SHONG, LAURIE	CAN	2	4	0.666	27	15	+ 12			

Pool 2
Results

Piste: 3										5 hits win bout		
Order	No.	Name	Ctry.	Rk.	V	V/M	TD	TR	TD-TR			
1	0285	DOUBA, JIRI	TCH	4	3	0.500	26	20	+ 6			
2	0014	LAZZARINI, ROBERTO	BRA	3	4	0.666	21	23	- 2			
3	0301	OLOUGHLIN, CHRIS S	USA	6	1	0.166	19	26	- 7			
4	0175	ZAKARIA, LUCAS	INA	7	1	0.166	18	27	- 9			
5	0123	PAUL, STEVEN	GBR	5	2	0.333	18	27	- 9			
6	0085	KRAVTCHOUK, SERGUEI	EUN	2	4	0.666	27	23	+ 4			
7	0112	SRECKI, ERIC	FRA	1	5	0.833	30	13	+ 17			

Pool 3
Results

Piste: 11										5 hits win bout		
Order	No.	Name	Ctry.	Rk.	V	V/M	TD	TR	TD-TR			
1	0228	CISZEWSKI, MACIEJ	POL	3	3	0.500	24	22	+ 2			
2	0283	VANKY, PETER	SWE	1	5	0.833	29	18	+ 11			
3	0075	CHOUVALOV, ANDREI	EUN	2	4	0.666	26	18	+ 8			
4	0013	FINARDI, LUCIANO	BRA	7	1	0.166	17	28	- 11			
5	0221	ALHAMAR, MOHAMMAD	KUW	5	3	0.500	17	25	- 8			
6	0067	MAROTO LOPEZ, RAUL L.	ESP	4	3	0.500	23	22	+ 1			
7	0261	MILAN, CORNEL RAZVAN	ROM	6	2	0.333	24	27	- 3			

Pool 4
Results

Piste: 16										5 hits win bout		
Order	No.	Name	Ctry.	Rk.	V	V/M	TD	TR	TD-TR			
1	0225	ALVAREZ VILLALBA, J. M.	PAR	7	0	0.000	18	30	- 12			
2	0069	PEREIRA SENABRE, M.	ESP	5	2	0.333	25	27	- 2			
3	0177	O'BRIEN, MICHAEL	IRL	3	4	0.666	28	21	+ 7			
4	0165	KULCSAR, KRISZTIAN	HUN	1	6	1.000	30	19	+ 11			
5	0133	FELISIAK, ROBERT	GER	2	5	0.833	29	18	+ 11			
6	0297	MARX, ROBERT G.	USA	4	3	0.500	19	23	- 4			
7	0248	BANDEIRA DA SILVA, JOSE	POR	6	1	0.166	17	28	- 11			

Pool 5
Results

Piste: 4										5 hits win bout		
Order	No.	Name	Ctry.	Rk.	V	V/M	TD	TR	TD-TR			
1	0274	JAQUET, OLIVIER	SUI	5	2	0.333	25	23	+ 2			
2	0224	MCLEAN, GAVIN WILLIAN	NZL	4	3	0.500	21	23	- 2			
3	0226	DA PONTE GRIPPO, ENZO	PAR	7	0	0.000	14	30	- 16			
4	0191	RANAZZO, MAURIZIO	ITA	3	4	0.666	26	19	+ 7			
5	0223	YOUSSEF, MICHEL	LIB	6	1	0.166	11	26	- 15			
6	0046	RIVAS NIETO, MAURICIO	COL	1	6	1.000	30	18	+ 12			
7	0263	POP, ADRIAN	ROM	2	5	0.833	29	17	+ 12			

Pool 6
Results

Piste: 7										5 hits win bout		
Order	No.	Name	Ctry.	Rk.	V	V/M	TD	TR	TD-TR			
1	0105	LENGLET, OLIVIER	FRA	2	4	0.666	25	17	+ 8			
2	0006	ARNOLD, SCOTT EDWARD	AUS	5	2	0.333	15	26	- 11			
3	0222	EL-KHOURI, ZAHI	LIB	6	1	0.166	20	28	- 8			
4	0215	LEE, SANG-KI	KOR	3	4	0.666	25	19	+ 6			
5	0287	JECMINEK, ROMAN	TCH	4	4	0.666	28	23	+ 5			
6	0269	STRYDOM, TREVOR	RSA	7	0	0.000	14	30	- 16			
7	0131	BORRMANN, ELMAR	GER	1	6	1.000	30	14	+ 16			

Pool 7
Results

Piste: 9										5 hits win bout		
Order	No.	Name	Ctry.	Rk.	V	V/M	TD	TR	TD-TR			
1	0087	POGOSSOV, GUEORGUI	EUN	4	3	0.500	24	23	+ 1			
2	0193	SCALZO, GIOVANNI	ITA	1	5	0.833	29	17	+ 12			
3	0271	VAN GARDEREN, ERNST H.	RSA	7	0	0.000	10	30	- 20			
4	0149	BABANASSIS, ZISSIS	GRE	3	4	0.666	23	21	+ 2			
5	0096	DUCHERX, FRANCK	FRA	2	4	0.666	27	20	+ 7			
6	0027	PLOURDE, TONY	CAN	6	2	0.333	25	25	0			
7	0293	LOFTON, MICHAEL R.	USA	5	3	0.500	21	23	- 2			

Pool 8
Results

Piste: 9										5 hits win bout		
Order	No.	Name	Ctry.	Rk.	V	V/M	TD	TR	TD-TR			
1	0209	KIM, JUNG-GOAN	KOR	2	4	0.666	26	18	+ 8			
2	0282	SANDEGREN, ULF	SWE	5	3	0.500	21	25	- 4			
3	0275	KUHN, ANDRE	SUI	4	3	0.500	26	25	+ 1			
4	0271	VAN GARDEREN, ERNST H.	RSA	7	0	0.000	11	30	- 19			
5	0238	NAWROCKI, SLAWOMIR	POL	6	2	0.333	21	26	- 5			
6	0020	CHOUINARD, JEAN-MARC	CAN	3	3	0.500	26	20	+ 6			
7	0101	HENRY, JEAN-MICHEL	FRA	1	5	0.833	28	15	+ 13			

Pool 9
Results

Piste: 14										5 hits win bout		
Order	No.	Name	Ctry.	Rk.	V	V/M	TD	TR	TD-TR			
1	0206	CHANG, TAE-SUK	KOR	4	3	0.500	24	21	+ 3			
2	0272	TAN, KIM HUAT RONALD	SIN	7	1	0.166	11	29	- 18			
3	0163	KOVACS, IVAN	HUN	1	5	0.833	28	13	+ 15			
4	0230	GADOMSKI, WITOLD	POL	6	1	0.166	18	26	- 8			
5	0071	KAABERMA, KAIDO	EST	2	4	0.666	25	17	+ 8			
6	0300	NORMILE, JON M.	USA	5	3	0.500	20	22	- 2			
7	0007	DAVIDSON ROBERT	AUS	3	4	0.666	25	23	+ 2			

Pool 10
Results

Piste: 12										5 hits win bout		
Order	No.	Name	Ctry.	Rk.	V	V/M	TD	TR	TD-TR			
1	0002	DI TELLA RUVIRA, R. M.	ARG	5	3	0.500	22	22	0			
2	0072	ZUIKOV, VIKTOR	EST	4	3	0.500	24	23	+ 1			
3	0273	WONG, LIANG HUN	SIN	6	2	0.333	18	25	- 7			
4	0083	KOLOBKOV, PAVEL	EUN	1	4	0.666	27	20	+ 7			
5	0142	SCHMITT, ARND RUDIGER	GER	3	3	0.500	25	20	+ 5			
6	0281	LUNDBLAD, TOMAS	SWE	2	4	0.666	25	21	+ 4			
7	0249	FRAZAO, RUI	POR	7	1	0.166	16	26	- 10			



Esgrima
Hombres
Espasa individual

Esgrima
Hombres
Espada individual

Escrime
Hommes
Epée individuel

Fencing
Men
Individual epee

Qualifying pool

Summary preliminary phase

Clas.	No.	Name	Ctry.	Pool	Rk.	V/M	TD-TR	TR	Qual.
1	0131	BORRMANN, ELMAR	GER	6	1	1.000	+ 16	14	
2	0186	MAZZONI, ANGELO	ITA	1	1	1.000	+ 15	15	
3	0046	RIVAS NIETO, MAURICIO	COL	5	1	1.000	+ 12	18	
4	0165	KULCSAR, KRISZTIAN	HUN	4	1	1.000	+ 11	19	
5	0112	SRECKI, ERIC	FRA	2	1	0.833	+ 17	13	
6	0163	KOVACS, IVAN	HUN	9	1	0.833	+ 15	13	
7	0101	HENRY, JEAN-MICHEL	FRA	8	1	0.833	+ 13	15	
8	0263	POP, ADRIAN	ROM	5	2	0.833	+ 12	17	
9	0133	FELISIAK, ROBERT	GER	4	2	0.833	+ 11	18	
10	0283	VANKY, PETER	SWE	3	1	0.833	+ 11	18	
11	0184	CUOMO, SANDRO	ITA	7	1	0.833	+ 9	21	
12	0028	SHONG, LAURIE	CAN	1	2	0.666	+ 12	15	
13	0071	KAABERMA, KAIDO	EST	9	2	0.666	+ 8	17	
14	0105	LENGLET, OLIVIER	FRA	6	2	0.666	+ 8	17	
15	0209	KIM, JUNG-GOAN	KOR	8	2	0.666	+ 8	18	
16	0075	CHOUVALOV, ANDREI	EUN	3	2	0.666	+ 8	18	
17	0191	RANDAZZO, MAURIZIO	ITA	5	3	0.666	+ 7	19	
18	0083	KOLOBKOV, PAVEL	EUN	10	1	0.666	+ 7	20	
19	0177	O'BRIEN, MICHAEL	IRL	4	3	0.666	+ 7	21	
20	0215	LEE, SANG-KI	KOR	6	3	0.666	+ 6	19	
21	0284	DEPTA, ALES	TCH	1	3	0.666	+ 5	21	
22	0287	JECMINEK, ROMAN	TCH	6	4	0.666	+ 5	23	
23	0025	NOWOSIELSKI, BOGDAN E.	CAN	7	2	0.666	+ 4	20	
24	0281	LUNDBLAD, TOMAS	SWE	10	2	0.666	+ 4	21	
25	0085	KRAVTCOUK, SERGUEI	EUN	2	2	0.666	+ 4	23	
26	0007	DAVIDSON, ROBERT	AUS	9	3	0.666	+ 2	23	
27	0014	LAZZARINI, ROBERTO	BRA	2	3	0.666	- 2	23	
28	0285	DOUBA, JIRI	TCH	2	4	0.500	+ 6	20	
29	0020	CHOUINARD, JEAN-MARC	CAN	8	3	0.500	+ 6	20	
30	0142	SCHMITT, ARND RUDIGER	GER	10	3	0.500	+ 5	20	
31	0058	DE LA PEÑA OLIVAS, F. M.	ESP	7	3	0.500	+ 5	21	
32	0206	CHANG, TAE-SUK	KOR	9	4	0.500	+ 3	21	
33	0262	PANTELIMON, GABRIEL	ROM	7	4	0.500	+ 3	23	
34	0228	CISZEWSKI, MACIEJ	POL	3	3	0.500	+ 2	22	
35	0067	MAROTO LOPEZ, RAUL L.	ESP	3	4	0.500	+ 1	22	

Clas.	No.	Name	Ctry.	Pool	Rk.	V/M	TD-TR	TR	Qual.
36	0072	ZUIKOV, VIKTOR	EST	10	4	0.500	+ 1	23	
37	0275	KUHN, ANDRE	SUI	8	4	0.500	+ 1	25	
38	0002	DI TELLA RUVIRA, R. M.	ARG	10	5	0.500	0	22	
39	0159	HEGEDUS, FERENC	HUN	7	5	0.500	- 1	24	
40	0300	NORMILE, JON M.	USA	9	5	0.500	- 2	22	
41	0045	PAZ DUPRIEZ, JUAN M.	COL	1	4	0.500	- 2	23	
42	0224	MCLEAN, GAVIN WILLIAN	NZL	5	4	0.500	- 2	23	
43	0297	MARX, ROBERT G.	USA	4	4	0.500	- 4	23	
44	0282	SANDEGREN, ULF	SWE	8	5	0.500	- 4	25	
45	0221	ALHAMAR, MOHAMMAD	KUW	3	5	0.500	- 8	25	
46	0274	JAQUET, OLIVIER	SUI	5	5	0.333	+ 2	23	
47	0069	PEREIRA SENABRE, M.	ESP	4	5	0.333	- 2	27	
48	0261	MILAN, CORNEL RAZVAN	ROM	3	6	0.333	- 3	27	
49	0238	NAWROCKI, SLAWOMIR	POL	8	6	0.333	- 5	26	
50	0273	WONG, LIANG HUN	SIN	10	6	0.333	- 7	25	
51	0204	TANABE, NORIKAZU	JPN	7	6	0.333	- 7	28	
52	0174	LENZUN	INA	1	5	0.333	- 8	25	
53	0123	PAUL, STEVEN	GBR	2	5	0.333	- 9	27	E
54	0006	ARNOLD, SCOTT EDWARD	AUS	6	5	0.333	- 11	26	E
55	0301	OLOUGHLIN, CHRIS S	USA	2	6	0.166	- 7	26	E
56	0230	GADOMSKI, WITOLD	POL	9	6	0.166	- 8	26	E
57	0276	LANG, DANIEL	SUI	1	6	0.166	- 8	27	E
58	0222	EL-KHOURI, ZAH	LIB	6	6	0.166	- 8	28	E
59	0175	ZAKARIA, LUCAS	INA	2	7	0.166	- 9	27	E
60	0249	FRAZAO, RUI	POR	10	7	0.166	- 10	26	E
61	0013	FINARDI, LUCIANO	BRA	3	7	0.166	- 11	28	E
61	0248	BANDEIRA DA SILVA, JOSE	POR	4	6	0.166	- 11	28	E
63	0016	PAPAIANO, FRANCISCO R.	BRA	1	7	0.166	- 14	27	E
64	0223	YOUSSEF, MICHEL	LIB	5	6	0.166	- 15	26	E
65	0272	TAN, KIM HUAT RONALD	SIN	9	7	0.166	- 18	29	E
66	0225	ALVAREZ VILLALBA, J. M.	PAR	4	7	0.000	- 12	30	E
67	0270	TORRENTE, DARIO	RSA	7	7	0.000	- 13	30	E
68	0269	STRYDOM, TREVOR	RSA	6	7	0.000	- 16	30	E
68	0226	DA PONTE GRIPPO, ENZO	PAR	5	7	0.000	- 16	30	E
70	0271	VAN GARDEREN, ERNST H.	RSA	8	7	0.000	- 19	30	E



Esgriima
Homes
Espasa individual

Esgriima
Hombres
Espada individual

Escrime
Hommes
Epée individual

Fencing
Men
Individual epee

Direct elimination summary

Ord.	No.	Name	Ctry.	Ord.	No.	Name	Ctry.	Ord.	No.	Name	Ctry.								
1	0131	BORRMANN, ELMAR	GER	0131	GER	13	0071	KAABERMA, KAIDO	EST	0071	EST								
64				52	0174	LENZUN	INA	5/1	1/5	5/3	59	0163	KOVACS, IVAN	HUN	0163	HUN			
33	0228	CISZEWSKI, M.	POL	0206	KOR	45	0221	ALHAMAR, M.	KUW	0215	KOR	6	0101	HENRY, J.	FRA	0101	FRA		
32	0206	CHANG, TAE-SUK	KOR	6/4	6/5	20	0215	LEE, SANG-KI	KOR	5/1	4/6	6/5	58						
17	0191	RANDAZZO, M.	ITA	0191	ITA	29	0058	DE LA PEÑA, F.	ESP	0058	ESP	39	0159	HEGEDUS, FERENC	HUN	0281	SWE		
48	0273	WONG, LIANG	SIN	5/2	5/3	36	0275	KUHN, ANDRE	SUI	3/5	6/4	6/4	26	0281	LUNDBLAD, TOMAS	SWE	6/5	5/3	
49	0204	TANABE, NORIKAZU	JPN	0075	EUN	61				0165	HUN	23	0025	NOWOSIELSKI, B.	CAN	0025	CAN		
16	0075	CHOUVALOV, A.	EUN	5/0	6/4	4	0165	KULCSAR, K.	HUN			42	0224	MCLEAN, G.	NZL	1/5	5/3	5/1	
9	0283	VANKY, PETER	SWE	0283	SWE	3	0046	RIVAS, MAURICIO	COL	0046	COL	55				0133	GER		
56						62						10	0133	FELISIAK, ROBERT	GER				
41	0045	PAZ, JUAN	COL	0007	AUS	35	0067	MAROTO, RAUL	ESP	0020	CAN	15	0209	KIM, JUNG-GOAN	KOR	0238	POL		
24	0007	DAVIDSON, ROBERT	AUS	6/5	5/3	30	0020	CHOUINARD, J.	CAN	6/5	5/3	50	0238	NAWROCKI, S.	POL	5/1	5/2		
25	0014	LAZZARINI, R.	BRA	0014	BRA	19	0177	O'BRIEN, MICHAEL	IRL	0274	SUI	47	0069	PEREIRA, MANUEL	ESP	0083	EUN		
40	0300	NORMILE, JON	USA	3/5	5/2	5/2	46	0274	JAQUET, OLIVIER	SUI	5/3	5/2	18	0083	KOLOBKOV, PAVEL	EUN	5/1	5/6	5/1
57				0263	ROM	51	0261	MILAN, CORNEL	ROM	0105	FRA	31	0285	DOUBA, JIRI	TCH	0285	TCH		
8	0263	POP, ADRIAN	ROM			14	0105	LENGLET, OLIVIER	FRA	5/3	5/1	34	0262	PANTELIMON, G.	ROM	1/5	5/2	5/2	
5	0112	SRECKI, ERIC	FRA	0112	FRA	11	0184	CUOMO, SANDRO	ITA	0184	ITA	63				0186	ITA		
60						54						2	0186	MAZZONI, ANGELO	ITA				
37	0002	DI TELLA, RAFAEL	ARG	0142	GER	43	0297	MARX, ROBERT	USA	0297	USA								
28	0142	SCHMITT, ARND	GER	5/2	5/0	22	0287	JECMINEK, ROMAN	TCH	6/4	5/2								
21	0284	DEPTA, ALES	TCH	0284	TCH	27	0085	KRAVTCHOUK, S.	EUN	0085	EUN								
44	0282	SANDEGREN, ULF	SWE	6/4	5/2	38	0072	ZUIKOV, VIKTOR	EST	6/5	6/4								
53				0028	CAN														
12	0028	SHONG, LAURIE	CAN																

Repêchage summary (A, B, C, D)

D				A				B				C			
Ord.	No.	Name	Ctry.	Ord.	No.	Name	Ctry.	Ord.	No.	Name	Ctry.	Ord.	No.	Name	Ctry.
0191	ITA	0206	KOR	1	0131	BORRMANN, ELMAR	GER	0131	GER			0131	GER		
3/5	5/2	5/2		32	0206	CHANG, TAE-SUK	KOR	5/2	5/3			6/5	6/5		
				17	0191	RANDAZZO, M.	ITA	0075	EUN						
				16	0075	CHOUVALOV, A.	EUN	6/5	5/1						
				9	0283	VANKY, PETER	SWE	0283	SWE						
0007	AUS	0007	AUS	24	0007	DAVIDSON, ROBERT	AUS	3/5	5/2	5/3		0283	SWE		
5/1	3/5	5/2		25	0014	LAZZARINI, R.	BRA	0014	BRA			3/5	5/3	5/3	
				8	0263	POP, ADRIAN	ROM	5/3	5/3						
				5	0112	SRECKI, ERIC	FRA	0112	FRA						
0284	TCH	0284	TCH	28	0142	SCHMITT, ARND	GER	6/5	6/4			0112	FRA		
6/5	6/4			21	0284	DEPTA, ALES	TCH	0028	CAN			5/2	5/0		
				12	0028	SHONG, LAURIE	CAN	6/4	5/2						
				13	0071	KAABERMA, KAIDO	EST	0071	EST						
0165	HUN	0215	KOR	20	0215	LEE, SANG-KI	KOR	5/2	5/3			0071	EST		
6/4	5/3			29	0058	DE LA PEÑA, F.	ESP	0058	ESP			6/4	6/5		
				4	0165	KULCSAR, K.	HUN	6/5	5/6	6/5					
				3	0046	RIVAS, MAURICIO	COL	0046	COL						
0020	CAN	0020	CAN	30	0020	CHOUINARD, J.	CAN	5/6	6/5	6/5		0046	COL		
6/4	5/2			19	0274	JAQUET, OLIVIER	SUI	0105	FRA			5/6	6/5	5/2	
				14	0105	LENGLET, OLIVIER	FRA	6/5	6/5						
				11	0184	CUOMO, SANDRO	ITA	0297	USA						
0085	EUN	0229	USA	22	0297	MARX, ROBERT	USA	5/3	5/3			0163	HUN		
5/2	5/3			27	0085	KRAVTCHOUK, S.	EUN	0163	HUN			5/3	5/1		
				6	0163	KOVACS, IVAN	HUN	5/0	5/3						
				7	0101	HENRY, J.	FRA	0101	FRA						
0025	CAN	0262	FRA	26	0281	LUNDBLAD, TOMAS	SWE	5/1	5/1			0133	GER		
5/3	4/6	6/5		23	0025	NOWOSIELSKI, B.	CAN	0133	GER			3/5	6/5	5/3	
				10	0133	FELISIAK, ROBERT	GER	5/0	6/4						
				15	0238	NAWROCKI, S.	POL	0083	EUN						
0186	ITA	0186	ITA	18	0083	KOLOBKOV, PAVEL	EUN	4/6	5/2	5/2		0083	EUN		
5/2	5/3			31	0285	DOUBA, JIRI	TCH	0285	TCH			5/2	6/5		
				2	0186	MAZZONI, ANGELO	ITA	5/1	5/2						



Esgrima
Hombres
Espasa individual

Esgrima
Hombres
Espada individual

Esgrime
Hommes
Epée individual

Fencing
Men
Individual epee

Repêchage summary (E, F)

E				F			
Ord.	No.	Name	Ctry.				
1	0101	HENRY, J.	FRA	0101		FRA	
16	0020	CHOUINARD, J.	CAN	5/3	5/3		0101 FRA
9	0165	KULCSAR, K.	HUN	0165		HUN	5/1 2/5 5/2
8	0297	MARX, ROBERT	USA	5/2	3/5	6/5	
5	0014	LAZZARINI, R.	BRA	0284		TCH	
12	0284	DEPTA, ALES	TCH	5/1	5/2		0075 EUN
13	0025	NOWOSIELSKI, B.	CAN	0075		EUN	5/1 5/2
4	0075	CHOUVALOV, A.	EUN	5/1	5/1		
3	0105	LENGLLET, OLIVIER	FRA	0085		EUN	
14	0085	KRAVTCHOUK, S.	EUN	5/3	5/6	6/4	0085 EUN
11	0191	RANDAZZO, M.	ITA	0191		ITA	5/2 5/6 5/1
6	0285	DOUBA, JIRI	TCH	6/5	6/5		
7	0058	DE LA PEÑA, F.	ESP	0186		ITA	
10	0186	MAZZONI, ANGELO	ITA	1/5	5/2	5/3	0186 ITA
15	0007	DAVIDSON, ROBERT	AUS	0028		CAN	6/4 5/3
2	0028	SHONG, LAURIE	CAN	5/6	6/5	5/3	

Repêchage summary (G)

G			
Ord.	No.	Name	Ctry.
1	0046	RIVAS, MAURICIO	COL
8	0085	KRAVTCHOUK, S.	EUN
5	0101	HENRY, J.	FRA
4	0283	VANKY, PETER	SWE
3	0133	FELISIAK, ROBERT	GER
6	0186	MAZZONI, ANGELO	ITA
7	0075	CHOUVALOV, A.	EUN
2	0112	SRECKI, ERIC	FRA

Final phase summary

Ord.	No.	Name	Ctry.
1	0131	BORRMANN, ELMAR	GER
8	0101	HENRY, J.	FRA
5	0186	MAZZONI, ANGELO	ITA
4	0083	KOLOBKOV, PAVEL	EUN
3	0071	KAABERMA, KAIDO	EST
6	0046	RIVAS, MAURICIO	COL
7	0112	SRECKI, ERIC	FRA
2	0163	KOVACS, IVAN	HUN

0101	FRA		
2/5	6/4	5/0	0083 EUN
0083	EUN	5/3 2/5 6/5	
0/5	5/0	5/2	0112 FRA
0071	EST	6/5 5/2	
5/3	5/3		0112 FRA
0112	FRA	5/2 5/3	
5/3	4/6	5/1	
3 - 4	POSITION		
0101	FRA		
0071	EST	0101 FRA	
		2/5 5/2 5/3	

Final Classification

Clas.	No.	Name	Ctry.
1	0112	SRECKI, ERIC	FRA Gold
2	0083	KOLOBKOV, PAVEL	EUN Silver
3	0101	HENRY, JEAN-MICHEL	FRA Bronze
4	0071	KAABERMA, KAIDO	EST
5	0131	BORRMANN, ELMAR	GER
6	0186	MAZZONI, ANGELO	ITA
7	0046	RIVAS NIETO, MAURICIO	COL
8	0163	KOVACS, IVAN	HUN
9	0133	FELISIAK, ROBERT	GER
10	0283	VANKY, PETER	SWE
11	0075	CHOUVALOV, ANDREI	EUN
12	0085	KRAVTCHOUK, SERGUEI	EUN
13	0165	KULCSAR, KRISZTIAN	HUN

Clas.	No.	Name	Ctry.
14	0028	SHONG, LAURIE	CAN
15	0191	RANDAZZO, MAURIZIO	ITA
16	0284	DEPTA, ALES	TCH
17	0105	LENGLLET, OLIVIER	FRA
18	0025	NOWOSIELSKI, BOGDAN E.	CAN
19	0007	DAVIDSON, ROBERT	AUS
20	0014	LAZZARINI, ROBERTO	BRA
21	0285	DOUBA, JIRI	TCH
22	0020	CHOUINARD, JEAN-MARC	CAN
23	0058	DE LA PEÑA OLIVAS, F. M.	ESP
24	0297	MARX, ROBERT G.	USA
25	0263	POP, ADRIAN	ROM
26	0184	CUOMO, SANDRO	ITA

Clas.	No.	Name	Ctry.
27	0215	LEE, SANG-KI	KOR
28	0281	LUNDBLAD, TOMAS	SWE
29	0142	SCHMITT, ARND RUDIGER	GER
30	0206	CHANG, TAE-SUK	KOR
31	0274	JAQUET, OLIVIER	SUI
32	0238	NAWROCKI, SLAWOMIR	POL
33	0209	KIM, JUNG-GOAN	KOR
34	0177	O'BRIEN, MICHAEL	IRL
35	0287	JECMINEK, ROMAN	TCH
36	0262	PANTELIMON, GABRIEL	ROM
37	0228	CISZEWSKI, MACIEJ	POL
38	0067	MAROTO LOPEZ, RAUL L.	ESP
39	0072	ZUIKOV, VIKTOR	EST



Esgrima
Hombres
Espada individual

Esgrima
Hombres
Espada individual

Escrime
Hommes
Epée individuel

Fencing
Men
Individual epee

Clas.	No.	Name	Ctry.
40	0275	KUHN, ANDRE	SUI
41	0002	DI TELLA RUVIRA, R. M.	ARG
42	0159	HEGEDUS, FERENC	HUN
43	0300	NORMILE, JON M.	USA
44	0045	PAZ DUPRIEZ, JUAN M.	COL
45	0224	MCLEAN, GAVIN WILLIAN	NZL
46	0282	SANDEGREN, ULF	SWE
47	0221	ALHAMAR, MOHAMMAD	KUW
48	0069	PEREIRA SENABRE, M.	ESP
49	0261	MILAN, CORNEL RAZVAN	ROM
50	0273	WONG, LIANG HUN	SIN

Clas.	No.	Name	Ctry.
51	0204	TANABE, NORIKAZU	JPN
52	0174	LENZUN	INA
53	0123	PAUL, STEVEN	GBR
54	0006	ARNOLD, SCOTT EDWARD	AUS
55	0301	OLOUGHLIN, CHRIS S	USA
56	0230	GADOMSKI, WITOLD	POL
57	0276	LANG, DANIEL	SUI
58	0222	EL-KHOURI, ZAHI	LIB
59	0175	ZAKARIA, LUCAS	INA
60	0249	FRAZAO, RUI	POR
61	0013	FINARDI, LUCIANO	BRA

Clas.	No.	Name	Ctry.
61	0248	BANDEIRA DA SILVA, J.	POR
63	0016	PAPAIANO, FRANCISCO R.	BRA
64	0223	YOUSSEF, MICHEL	LIB
65	0272	TAN, KIM HUAT RONALD	SIN
66	0225	ALVAREZ VILLALBA, J. M.	PAR
67	0270	TORRENTE, DARIO	RSA
68	0226	DA PONTE GRIPPO, ENZO	PAR
68	0269	STRYDOM, TREVOR	RSA
70	0271	VAN GARDEREN, ERNST H.	RSA



Esgrima
Hombres
Sabre individual

Esgrima
Hombres
Sabre individual

Escrime
Hommes
Sabre individuel

Fencing
Men
Individual sabre

Pool 1
Results

Piste: 6		5 hits win bout							
Order	No.	Name	Ctry.	Rk.	V	V/M	TD	TR	TD-TR
1	0235	KOSCIELNIAKOWSKI, R. T.	POL	3	3	0.600	20	14	+ 6
2	0257	GRIGORE, DANIEL	ROM	5	2	0.400	18	19	- 1
3	0137	KEMPENICH, JOERG	GER	1	4	0.800	23	14	+ 9
4	0220	ALBAKER, SAMI	KSA	6	0	0.000	3	25	- 22
5	0104	LAMOUR, JEAN-FRANCOIS	FRA	2	4	0.800	24	16	+ 8
6	0125	WILLIAMS, IAN JAMES	GBR	4	2	0.400	20	20	0

Pool 2
Results

Piste: 4		5 hits win bout							
Order	No.	Name	Ctry.	Rk.	V	V/M	TD	TR	TD-TR
1	0015	MENALDA, RICARDO	BRA	6	0	0.000	17	25	- 8
2	0139	NOLTE, JURGEN	GER	2	3	0.600	23	18	+ 5
3	0265	SZABO, VILMOS	ROM	1	4	0.800	24	18	+ 6
4	0231	GNIEWKOWSKI, MAREK	POL	4	3	0.600	19	22	- 3
5	0299	MORMANDO, STEVE	USA	5	2	0.400	19	21	- 2
6	0018	BANOS, JEAN-MARIE	CAN	3	3	0.600	22	20	+ 2

Pool 3
Results

Piste: 7		5 hits win bout							
Order	No.	Name	Ctry.	Rk.	V	V/M	TD	TR	TD-TR
1	0047	MULLINS, ESTEBAN	CRC	6	0	0.000	15	25	- 10
2	0019	BANOS, JEAN-PAUL	CAN	5	2	0.400	18	20	- 2
3	0239	OLECH, JANUSZ	POL	3	3	0.600	20	19	+ 1
4	0041	YANG, ZHEN	CHN	4	2	0.400	19	19	0
5	0187	MEGLIO, FERDINANDO	ITA	2	4	0.800	22	18	+ 4
6	0130	BECKER, FELIX	GER	1	4	0.800	24	17	+ 7

Pool 4
Results

Piste: 16		5 hits win bout							
Order	No.	Name	Ctry.	Rk.	V	V/M	TD	TR	TD-TR
1	0118	FLETCHER, GARY	GBR	4	2	0.400	15	16	- 1
2	0164	KOVES, CSABA	HUN	3	3	0.600	21	16	+ 5
3	0291	COTTINGHAM, ROBERT	USA	5	2	0.400	12	19	- 7
4	0074	CHIRCHOV, ALEXANDRE	EUN	1	4	0.800	24	10	+ 14
5	0064	GARCIA HERNANDEZ, A.	ESP	2	4	0.800	22	15	+ 7
6	0251	SILVA, LUIS	POR	6	0	0.000	7	25	- 18

Pool 5
Results

Piste: 8		5 hits win bout							
Order	No.	Name	Ctry.	Rk.	V	V/M	TD	TR	TD-TR
1	0172	SZABO, BENCE	HUN	1	3	0.750	19	12	+ 7
2	0054	ALVAREZ GIL TEJADA, J. L.	ESP	6	0	0.000	0	0	0
3	0253	CHICULITA, ALEXANDRU	ROM	3	2	0.500	18	18	0
4	0128	ZAVIEH, KIRK	GBR	4	2	0.500	14	17	- 3
5	0032	JIA, GUIHUA	CHN	5	0	0.000	11	20	- 9
6	0094	DAURELLE, JEAN-PHILIPPE	FRA	2	3	0.750	17	12	+ 5

Pool 6
Results

Piste: 11		5 hits win bout							
Order	No.	Name	Ctry.	Rk.	V	V/M	TD	TR	TD-TR
1	0185	MARIN, MARCO	ITA	2	4	0.666	26	15	+ 11
2	0270	TORRENTE, DARIO	RSA	6	1	0.166	11	29	- 18
3	0200	HASHIMOTO, HIROSHI	JPN	7	0	0.000	12	30	- 18
4	0168	NEBALD, GYORGY	HUN	1	6	1.000	30	11	+ 19
5	0082	KIRIENKO, GRIGORIJ	EUN	3	4	0.666	24	21	+ 3
6	0068	PEINADOR DE ISIDRO, R.	ESP	4	3	0.500	24	22	+ 2
7	0044	ZHENG, ZHAOKANG	CHN	5	3	0.500	23	22	+ 1

Pool 7
Results

Piste: 9		5 hits win bout							
Order	No.	Name	Ctry.	Rk.	V	V/M	TD	TR	TD-TR
1	0087	POGOSSOV, GUEORGUI	EUN	4	3	0.500	24	23	+ 1
2	0193	SCALZO, GIOVANNI	ITA	1	5	0.833	29	17	+ 12
3	0271	VAN GARDEREN, ERNST H.	RSA	7	0	0.000	10	30	- 20
4	0149	BABANASSIS, ZISSIS	GRE	3	4	0.666	23	21	+ 2

Order	No.	Name	Ctry.	Rk.	V	V/M	TD	TR	TD-TR
5	0096	DUICHEIX, FRANCK	FRA	2	4	0.666	27	20	+ 7
6	0027	PLOURDE, TONY	CAN	6	2	0.333	25	25	0
7	0293	LOFTON, MICHAEL R.	USA	5	3	0.500	21	23	- 2



Esgrima
Hombres
Sabre individual

Esgrima
Hombres
Sable individual

Escrime
Hommes
Sabre individuel

Fencing
Men
Individual sabre

Qualifying pool
Summary preliminary phase

Clas.	No.	Name	Ctry.	Pool	Rk.	V/M	TD-TR	TR	Qual.
1	0168	NEBALD, GYORGY	HUN	6	1	1.000	+ 19	11	
2	0193	SCALZO, GIOVANNI	ITA	7	1	0.833	+ 12	17	
3	0074	CHIRCHOV, ALEXANDRE	EUN	4	1	0.800	+ 14	10	
4	0137	KEMPENICH, JOERG	GER	1	1	0.800	+ 9	14	
5	0104	LAMOUR, JEAN-FRANCOIS	FRA	1	2	0.800	+ 8	16	
6	0064	GARCIA HERNANDEZ, A.	ESP	4	2	0.800	+ 7	15	
7	0130	BECKER, FELIX	GER	3	1	0.800	+ 7	17	
8	0265	SZABO, VILMOS	ROM	2	1	0.800	+ 6	18	
9	0187	MEGLIO, FERDINANDO	ITA	3	2	0.800	+ 4	18	
10	0172	SZABO, BENEC	HUN	5	1	0.750	+ 7	12	
11	0094	DAURELLE, JEAN-P.	FRA	5	2	0.750	+ 5	12	
12	0185	MARIN, MARCO	ITA	6	2	0.666	+ 11	15	
13	0096	DUCHEIX, FRANCK	FRA	7	2	0.666	+ 7	20	
14	0082	KIRIENKO, GRIGORIJ	EUN	6	3	0.666	+ 3	21	
15	0149	BABANASSIS, ZISSIS	GRE	7	3	0.666	+ 2	21	
16	0235	KOSCIELNIAKOWSKI, R. T.	POL	1	3	0.600	+ 6	14	
17	0164	KOVES, CSABA	HUN	4	3	0.600	+ 5	16	
18	0139	NOLTE, JURGEN	GER	2	2	0.600	+ 5	18	
19	0018	BANOS, JEAN-MARIE	CAN	2	3	0.600	+ 2	20	
20	0239	OLECH, JANUSZ	POL	3	3	0.600	+ 1	19	
21	0231	GNIEWKOWSKI, MAREK	POL	2	4	0.600	- 3	22	
22	0068	PEINADOR DE ISIDRO, R.	ESP	6	4	0.500	+ 2	22	

Clas.	No.	Name	Ctry.	Pool	Rk.	V/M	TD-TR	TR	Qual.
23	0044	ZHENG, ZHAOKANG	CHN	6	5	0.500	+ 1	22	
24	0087	POGOSOV, GUEORGUI	EUN	7	4	0.500	+ 1	23	
25	0253	CHICULITA, ALEXANDRU	ROM	5	3	0.500	0	18	
26	0293	LOFTON, MICHAEL R.	USA	7	5	0.500	- 2	23	
27	0128	ZAVIEH, KIRK	GBR	5	4	0.500	- 3	17	
28	0041	YANG, ZHEN	CHN	3	4	0.400	0	19	
29	0125	WILLIAMS, IAN JAMES	GBR	1	4	0.400	0	20	
30	0118	FLETCHER, GARY	GBR	4	4	0.400	- 1	16	
31	0257	GRIGORE, DANIEL	ROM	1	5	0.400	- 1	19	
32	0019	BANOS, JEAN-PAUL	CAN	3	5	0.400	- 2	20	
33	0299	MORMANDO, STEVE	USA	2	5	0.400	- 2	21	
34	0291	COTTINGHAM, ROBERT	USA	4	5	0.400	- 7	19	
35	0027	PLOURDE, TONY	CAN	7	6	0.333	0	25	E
36	0270	TORRENTE, DARIO	RSA	6	6	0.166	- 18	29	E
37	0015	MENALDA, RICARDO	BRA	2	6	0.000	- 8	25	E
38	0032	JIA, GUIHUA	CHN	5	5	0.000	- 9	20	E
39	0047	MULLINS, ESTEBAN	CRC	3	6	0.000	- 10	25	E
40	0251	SILVA, LUIS	POR	4	6	0.000	- 18	25	E
41	0200	HASHIMOTO, HIROSHI	JPN	6	7	0.000	- 18	30	E
42	0271	VAN GARDEREN, ERNST H.	RSA	7	7	0.000	- 20	30	E
43	0220	ALBAKER, SAMI	KSA	1	6	0.000	- 22	25	E
44	0054	ALVAREZ GIL TEJADA, J. L.	ESP	5	0	AB	0	0	E

Direct elimination summary

Ord.	No.	Name	Ctry.	Pool	Ctry.
1	0168	NEBALD, GYORGY	HUN	0168	HUN
64					
33	0299	MORMANDO, STEVE	USA	0019	CAN
32	0019	BANOS, JEAN-PAUL	CAN	5/2	5/2
17	0139	NOLTE, JURGEN	GER	0139	GER
48					
49				0235	POL
16	0235	KOSCIELNIAKOWSKI, R. T.	POL		
9	0187	MEGLIO, F.	ITA	0187	ITA
56					
41				0087	EUN
24	0087	POGOSOV, G.	EUN		
25	0293	LOFTON, MICHAEL	USA	0293	USA
40					
57				0265	ROM
8	0265	SZABO, VILMOS	ROM		
5	0104	LAMOUR, J.	FRA	0104	FRA
60					
37				0041	CHN
28	0041	YANG, SHEN	CHN		
21	0068	PEINADOR, RAUL	ESP	0068	ESP
44					

Ord.	No.	Name	Ctry.	Pool	Ctry.
53				0185	ITA
12	0185	MARIN, MARCO	ITA		
13	0082	KIRIENKO, G.	EUN	0082	EUN
52					
45				0239	POL
20	0239	OLECH, JANUSZ	POL		
29	0125	WILLIAMS, IAN	GBR	0125	GBR
36					
61				0137	GER
4	0137	KEMPENICH, JOERG	GER		
3	0074	CHIRCHOV, A.	EUN	0074	EUN
62					
35				0257	ROM
30	0257	GRIGORE, DANIEL	ROM		
19	0164	KOVES, CSABA	HUN	0164	HUN
46					
51				0149	GRE
14	0149	KARATZIOS, Z.	GRE		
11	0094	DAURELLE, J.	FRA	0094	FRA
54					
43				0231	POL
22	0231	GNIEWKOWSKI, M.	POL		

Ord.	No.	Name	Ctry.	Pool	Ctry.
27	0128	ZAVIEH, KIRKHAM	GBR	0128	GBR
38					
59				0064	ESP
6	0064	GARCIA, ANTONIO	ESP		
7	0130	BECKER, FELIX	GER	0130	GER
58					
39				0253	ROM
26	0253	CHICULITA, A.	ROM		
23	0044	ZHENG, ZHAOKANG	CHN	0044	CHN
42					
55				0172	HUN
10	0172	SZABO, BENEC	HUN		
15	0096	DUCHEIX, FRANCK	FRA	0096	FRA
50					
47				0018	CAN
18	0018	BANOS, J.	CAN		
31	0118	FLETCHER, GARY	GBR	0291	USA
34	0291	COTTINGHAM, R.	USA	5/2	5/2
63				0193	ITA
2	0193	SCALZO, GIOVANNI	ITA		



Escrime
Homes
Sabre individuel

Escrime
Hombres
Sable individual

Escrime
Hommes
Sabre individuel

Fencing
Men
Individual sabre

Repêchage summary (A, B, C, D)

		D		A			B		C						
		Ord.	No.	Name	Ctry.										
		0168	HUN	1	0168	NEBALD, GYORGY	HUN	0019	CAN						
0235	POL	32	0019	BANOS, JEAN-PAUL	CAN	6/5	6/5			0139	GER				
5/3	5/1	0235	POL	17	0139	NOLTE, JURGEN	GER	0139	GER	5/2	5/3				
		16	0235	KOSCIELNIAKOWSKI, R. T.	POL	6/5	2/5	5/2							
		0087	EUN	9	0187	MEGLIO, F.	ITA	0187	ITA			0187	ITA		
0087	EUN	24	0087	POGOSSOV, G.	EUN	5/1	5/1			0187	ITA	5/3	6/5		
5/3	6/5	0265	ROM	25	0293	LOFTON, MICHAEL	USA	0293	USA	5/2	6/5				
		8	0265	SZABO, VILMOS	ROM	5/2	5/2								
		0041	CHN	5	0104	LAMOUR, J.	FRA	0104	FRA						
0041	CHN	28	0041	YANG, SHEN	CHN	5/1	5/3			0104	FRA				
6/5	6/4	0068	ESP	21	0068	PEINADOR, RAUL	ESP	0185	ITA	6/4	5/2				
		12	0185	MARIN, MARCO	ITA	5/3	6/5					0104	FRA		
		0239	POL	13	0082	KIRIENKO, G.	EUN	0082	EUN			5/2	5/6		
0239	POL	20	0239	OLECH, JANUSZ	POL	4/6	5/2	6/4			0082	EUN			
3/5	5/2	5/1	0125	GBR	29	0125	WILLIAMS, IAN	GBR	0137	GER	5/3	1/5	5/1		
		4	0137	KEMPENICH, JOERG	GER	5/2	5/1								
		0257	ROM	3	0074	CHIRCHOV, A.	EUN	0074	EUN						
0257	ROM	30	0257	GRIGORE, DANIEL	ROM	6/5	5/2			0164	HUN				
5/2	5/1	0149	GRE	19	0164	KOVES, CSABA	HUN	0164	HUN	6/4	5/2				
		14	0149	KARATZIOS, Z.	GRE	1/5	6/4	5/2					0064	ESP	
		0094	FRA	11	0094	DAURELLE, J.	FRA	0231	POL			5/2	2/5		
0094	FRA	22	0231	GNIEWKOWSKI, M.	POL	6/5	6/4			0064	ESP				
5/1	5/3	0128	GBR	27	0128	ZAVIEH, KIRKHAM	GBR	0064	ESP	6/5	5/3				
		6	0064	GARCIA, ANTONIO	ESP	5/3	6/4								
		0253	ROM	7	0130	BECKER, FELIX	GER	0130	GER						
0044	CHN	26	0253	CHICULITA, A.	ROM	3/5	5/2	5/1			0172	HUN			
4/6	6/4	6/4	0044	CHN	23	0044	ZHENG, ZHAOKANG	CHN	0172	HUN	5/3	2/5	5/2		
		10	0172	SZABO, BENEC	HUN	5/0	5/2					0193	ITA		
		0018	CAN	15	0096	DUCHEIX, FRANCK	FRA	0096	FRA			6/4	6/5		
0291	USA	18	0018	BANOS, J.	CAN	5/1	6/5			0193	ITA				
6/5	5/1	0291	USA	31	0291	COTTINGHAM, R.	USA	0193	ITA	5/0	2/5	5/2			
		2	0193	SCALZO, GIOVANNI	ITA	5/2	5/3								

Repêchage summary (E, F)

		E			F							
Ord.	No.	Name	Ctry.									
1	0074	CHIRCHOV, A.	EUN	0074	EUN							
16	0291	COTTINGHAM, R.	USA	2/5	5/1	5/3			0094	FRA		
9	0094	DAURELLE, J.	FRA	0094	FRA	6/4	5/6	6/4				
8	0019	BANOS, JEAN-PAUL	CAN	5/3	5/3							
5	0096	DUCHEIX, FRANCK	FRA	0044	CHN							
12	0044	ZHENG, ZHAOKANG	CHN	0/5	5/3	6/5			0185	ITA		
13	0087	POGOSSOV, G.	EUN	0185	ITA	5/0	5/1					
4	0185	MARIN, MARCO	ITA	5/0	2/5	6/4						
3	0130	BECKER, FELIX	GER	0130	GER							
14	0041	YANG, SHEN	CHN	5/2	5/3			0239	POL			
11	0239	OLECH, JANUSZ	POL	0239	POL	5/1	4/6	5/2				
6	0231	GNIEWKOWSKI, M.	POL	5/2	5/2							
7	0293	LOFTON, MICHAEL	USA	0235	POL							
10	0235	KOSCIELNIAKOWSKI, R. T.	POL	1/5	6/4	6/5			0235	POL		
15	0257	GRIGORE, DANIEL	ROM	0257	ROM	6/5	5/6	6/5				
2	0137	KEMPENICH, JOERG	GER	5/2	5/1							



Esgrima
Hombres
Sabre individual

Esgrima
Hombres
Sable individual

Escrime
Hommes
Sabre individuel

Fencing
Men
Individual sabre

Repêchage summary (G)

G

Ord.	No.	Name	Ctry.	Ord.	No.	Name	Ctry.
1	0172	SZABO, BENCE	HUN	0172			HUN
8	0239	OLECH, JANUSZ	POL	5/1	6/4		
5	0094	DAURELLE, J.	FRA	0139			GER
4	0139	NOLTE, JURGEN	GER	5/2	6/4		
3	0164	KOVES, CSABA	HUN	0185			ITA
6	0185	MARIN, MARCO	ITA	5/3	5/3		
7	0235	KOSCIELNIAKOWSKI, R. T.	POL	0235			POL
2	0082	KIRIENKO, G.	EUN	3/5	6/5	5/2	

Final phase summary

Ord.	No.	Name	Ctry.	Ord.	No.	Name	Ctry.	Ord.	No.	Name	Ctry.	Ord.	No.	Name	Ctry.
1	0193	SCALZO, GIOVANNI	ITA	0193			ITA								
8	0139	NOLTE, JURGEN	GER	2/5	5/3	5/3		0172			HUN				
5	0172	SZABO, BENCE	HUN	0172			HUN	5/3	3/5	6/4					
4	0187	MEGLIO, F.	ITA	5/2	5/0							0172			HUN
3	0064	GARCIA, ANTONIO	ESP	0185			ITA					5/1	5/1		
6	0185	MARIN, MARCO	ITA	5/3	2/5	5/2		0185			ITA				
7	0235	KOSCIELNIAKOWSKI, R. T.	POL	0104			FRA	6/4	5/3						
2	0104	LAMOUR, J.	FRA	5/2	1/5	6/4									
				3 - 4				0193				ITA			
				POSITION				0104				FRA			
								0104				FRA			
								3/5				6/5 5/1			

Final Classification

Clas.	No.	Name	Ctry.	Clas.	No.	Name	Ctry.	Clas.	No.	Name	Ctry.
1	0172	SZABO, BENCE	HUN	16	0257	GRIGORE, DANIEL	ROM	31	0128	ZAVIEH, KIRK	GBR
2	0185	MARIN, MARCO	ITA	17	0137	KEMPENICH, JOERG	GER	32	0125	WILLIAMS, IAN JAMES	GBR
3	0104	LAMOUR, JEAN-FRANCOIS	FRA	18	0096	DUCHEIX, FRANCK	FRA	33	0118	FLETCHER, GARY	GBR
4	0193	SCALZO, GIOVANNI	ITA	19	0231	GNIEWKOWSKI, MAREK	POL	34	0299	MORMANDO, STEVE	USA
5	0064	GARCIA HERNANDEZ, A.	ESP	20	0087	POGOSSOV, GUEORGUI	EUN	35	0027	PLOURDE, TONY	CAN
6	0187	MEGLIO, FERDINANDO	ITA	21	0293	LOFTON, MICHAEL R.	USA	36	0270	TORRENTE, DARIO	RSA
7	0235	KOSCIELNIAKOWSKI, R.	POL	22	0041	YANG, ZHEN	CHN	37	0015	MENALDA, RICARDO	BRA
8	0139	NOLTE, JURGEN	GER	23	0019	BANOS, JEAN-PAUL	CAN	38	0032	JIA, GUIHUA	CHN
9	0094	DAURELLE, JEAN-PHILIPPE	FRA	24	0291	COTTINGHAM, ROBERT	USA	39	0047	MULLINS, ESTEBAN	CRC
10	0082	KIRIENKO, GRIGORIJ	EUN	25	0168	NEBALD, GYORGY	HUN	40	0251	SILVA, LUIS	POR
11	0164	KOVES, CSABA	HUN	26	0265	SZABO, VILMOS	ROM	41	0200	HASHIMOTO, HIROSHI	JPN
12	0239	OLECH, JANUSZ	POL	27	0149	BABANASSIS, ZISSIS	GRE	42	0271	VAN GARDEREN, ERNST H.	RSA
13	0074	CHIRCHOV, ALEXANDRE	EUN	28	0018	BANOS, JEAN-MARIE	CAN	43	0220	ALBAKER, SAMI	KSA
14	0130	BECKER, FELIX	GER	29	0068	PEINADOR DE ISIDRO, RAUL	ESP	44	0054	ALVAREZ GIL TEJADA, J. LUIS	ESP
15	0044	ZHENG, ZHAOKANG	CHN	30	0253	CHICULITA, ALEXANDRU	ROM				

201



Esgrima
Hombres
Florete per equipos

Esgrima
Hombres
Florete por equipos

Escrime
Hommes
Fleuret par équipes

Fencing
Men
Team foil

Pool 1

Qualifying pool phase summary

Ctry.	Ord.	P	V	V-D	TD	TR	TD-TR	Rk.	Qual.
CUB Cuba	1	4	17	+7	116	92	+24	1	
GBR Great Britain	2	0	14	-3	113	126	-13	3	
HUN Hungary	3	2	12	-4	99	110	-11	2	

Pool 3

Qualifying pool phase summary

Ctry.	Ord.	P	V	V-D	TD	TR	TD-TR	Rk.	Qual.
EUN Unified Team	1	4	17	+11	101	65	+36	1	
FRA France	2	2	15	+3	101	99	+2	2	
ESP Spain	3	0	4	-14	64	102	-38	3	

Pool 2

Qualifying pool phase summary

Ctry.	Ord.	P	V	V-D	TD	TR	TD-TR	Rk.	Qual.
ITA Italy	1	4	17	+8	112	94	+18	1	
POL Poland	2	2	17	+2	125	122	+3	2	
CHN People's R. of China	3	0	8	-10	92	113	-21	3	

Pool 4

Qualifying pool phase summary

Ctry.	Ord.	P	V	V-D	TD	TR	TD-TR	Rk.	Qual.
GER Germany	1	4	18	+13	105	75	+30	1	
AUT Austria	2	0	7	-11	90	107	-17	3	
KOR Korea	3	2	11	-2	89	102	-13	2	



Esgrima
Homes
Florete per equips

Esgrima
Hombres
Florete por equipos

Escrime
Hommes
Fleuret par équipes

Fencing
Men
Team foil

Team: AUT Austria

No.	Name
0012	WENDT, JOACHIM
0011	RICHTER, ANATOL
0009	LUDWIG, MICHAEL
0008	BLASCHKA, ROBERT
0010	MAURITZ, MERTEN

Team: ESP Spain

No.	Name
0063	GARCIA DELGADO, ANDRES
0055	BRAVO DIAZ, RAMIRO
0066	GUERRA IGLESIAS, FRANCISCO J.
0057	CRESPO PEREZ, ANDRES
0059	ESPERANZA FERNANDEZ, JESUS



Esgrima
Homes
Espasa per equips

Esgrima
Hombres
Espada por equipos

Escrime
Hommes
Epée par équipes

Fencing
Men
Team epee

Pool 1

Qualifying pool phase summary

Ctry.	Ord.	P	V	V-D	TD	TR	TD-TR	Rk.	Qual.
FRA France	1	4	18	+ 6	125	113	+ 12	1	
SWE Sweden	2	2	16	+ 5	112	98	+ 14	2	
KOR Korea	3	0	7	- 11	88	114	- 26	3	

Pool 2

Qualifying pool phase summary

Ctry.	Ord.	P	V	V-D	TD	TR	TD-TR	Rk.	Qual.
EUN Unified Team	1	4	18	+ 9	121	91	+ 30	1	
TCH Czech and S. Fed. Rep. 2	2	0	12	- 5	104	125	- 21	3	
ESP Spain	3	2	12	- 4	108	117	- 9	2	

Pool 3

Qualifying pool phase summary

Ctry.	Ord.	P	V	V-D	TD	TR	TD-TR	Rk.	Qual.
GER Germany	1	2	14	+ 3	102	86	+ 16	2	
HUN Hungary	2	4	18	+ 8	120	106	+ 14	1	
ROM Romania	3	0	7	- 11	82	112	- 30	3	

Pool 4

Qualifying pool phase summary

Ctry.	Ord.	P	V	V-D	TD	TR	TD-TR	Rk.	Qual.
ITA Italy	1	4	15	+ 9	109	81	+ 28	1	
CAN Canada	2	2	13	+ 2	111	104	+ 7	2	
POL Poland	3	0	6	- 11	74	109	- 35	3	

Qualifying pool

Summary preliminary phase

Clas.	Ctry.	Pool	Rk.	P	V	V-D	TD	TR	TD-TR	Qual.
1	FRA France	1	01	4	18	+ 6	125	113	+ 12	
2	EUN Unified Team	2	01	4	18	+ 9	121	91	+ 30	
3	ITA Italy	4	01	4	15	+ 9	109	81	+ 28	
4	HUN Hungary	3	01	4	18	+ 8	120	106	+ 14	
5	GER Germany	3	02	2	14	+ 3	102	86	+ 16	
6	CAN Canada	4	02	2	13	+ 2	111	104	+ 7	
7	SWE Sweden	1	02	2	16	+ 5	112	98	+ 14	
8	ESP Spain	2	02	2	12	- 4	108	117	- 9	
9	TCH Czech and S. Fed. Rep. 2	03	03	0	12	- 5	104	125	- 21	E
10	KOR Korea	1	03	0	7	- 11	88	114	- 26	E
11	ROM Romania	3	03	0	7	- 11	82	112	- 30	E
12	POL Poland	4	03	0	6	- 11	74	109	- 35	E

Final

Final phase summary





Egrima
Homes
Espasa per equips

Egrima
Hombres
Espada por equipos

Escrime
Hommes
Epée par équipes

Fencing
Men
Team epee

Final Classification

Clas.	Ctry.		
1	GER	Germany	Gold
2	HUN	Hungary	Silver
3	EUN	Unified Team	Bronze
4	FRA	France	
5	ITA	Italy	
6	ESP	Spain	
7	CAN	Canada	
8	SWE	Sweden	
9	TCH	Czech and Slovak Fed. Republic	
10	KOR	Korea	
11	ROM	Romania	
12	POL	Poland	

Team: GER Germany

No.	Name
0131	BORRMANN, ELMAR
0133	FELISIAK, ROBERT
0142	SCHMITT, ARND RUDIGER
0140	PROSKE, UWE GERHARD
0141	REZNITCHENKO, VLADIMIR

Team: HUN Hungary

No.	Name
0163	KOVACS, IVAN
0165	KULCSAR, KRISZTIAN
0159	HEGEDUS, FERENC
0162	KOLCZONAY, ERNO
0173	TOTOLA, GABOR

Team: EUN Unified Team

No.	Name
0083	KOLOBKOV, PAVEL
0075	CHOUVALOV, ANDREI
0085	KRAVTCHOUK, SERGUEI
0084	KOSTAREV, SERGUEI
0092	ZAKHAREVITCH, VALERI

Team: FRA France

No.	Name
0112	SRECKI, ERIC
0101	HENRY, JEAN-MICHEL
0105	LENGLET, OLIVIER
0095	DI MARTINO, JEAN-FRANCOIS
0106	LEROUX, ROBERT

Team: ITA Italy

No.	Name
0186	MAZZONI, ANGELO
0191	RANDAZZO, MAURIZIO
0184	CUOMO, SANDRO
0189	PANTANO, STEFANO
0192	RESEGOTTI, SANDRO

Team: ESP Spain

No.	Name
0058	DE LA PEÑA OLIVAS, FERNANDO M.
0067	MAROTO LOPEZ, RAUL LORENZO
0069	PEREIRA SENABRE, MANUEL
0062	FERNANDEZ GARCIA, ANGEL
0065	G. LLORENS, CESAR

Team: CAN Canada

No.	Name
0028	SHONG, LAURIE
0025	NOWOSIELSKI, BOGDAN EDMUND
0020	CHOUINARD, JEAN-MARC
0021	COTE, ALAIN
0022	FRANCIS, ALLAN

Team: SWE Sweden

No.	Name
0283	VANKY, PETER
0281	LUNDBLAD, TOMAS
0282	SANDEGREN, ULF
0278	BERGSTROM, JERRI
0277	AHLGREN, MATS

Team: TCH Czech and Slovak Fed. Republic

No.	Name
0284	DEPTA, ALES
0285	DOUBA, JIRI
0287	JECMINEK, ROMAN
0286	FRANC, MICHAL
0288	KUBICEK, TOMAS

Team: KOR Korea

No.	Name
0215	LEE, SANG-KI
0206	CHANG, TAE-SUK
0209	KIM, JUNG-GOAN
0212	KU, KYO-DONG
0216	LEE, SANG-YUP

Team: ROM Romania

No.	Name
0263	POP, ADRIAN
0262	PANTELIMON, GABRIEL
0261	MILAN, CORNEL RAZVAN
0255	EPURESCU, GEORGE
0260	MIHAILESCU, NICOLAE

Team: POL Poland

No.	Name
0238	NAWROCKI, SLAWOMIR
0228	CISZEWSKI, MACIEJ
0230	GADOMSKI, WITOLD
0243	STEPIEN, MAREK
0247	ZWIERZYNSKI, SLAWOMIR



Egrima
Homes
Sabre per equips

Egrima
Hombres
Sable por equipos

Escrime
Hommes
Sabre par équipes

Fencing
Men
Team sabre

Pool 1

Qualifying pool phase summary

Ctry.	Ord.	P	V	V-D	TD	TR	TD-TR	Rk.	Qual.
ITA	Italy	1	4	18	+ 13	105	69	+ 36	1
ESP	Spain	2	0	7	- 10	72	110	- 38	3
CHN	People's R. of China	3	2	13	- 3	113	111	+ 2	2

Pool 3

Qualifying pool phase summary

Ctry.	Ord.	P	V	V-D	TD	TR	TD-TR	Rk.	Qual.
HUN	Hungary	1	2	15	+ 1	121	112	+ 9	2
EUN	Unified Team	2	4	18	+ 8	124	104	+ 20	1
CAN	Canada	3	0	9	- 9	92	121	- 29	3

Pool 2

Qualifying pool phase summary

Ctry.	Ord.	P	V	V-D	TD	TR	TD-TR	Rk.	Qual.
FRA	France	1	4	18	+ 6	128	110	+ 18	1
ROM	Romania	2	2	16	+ 2	118	114	+ 4	2
USA	United States of America	3	0	10	- 8	96	118	- 22	3

Pool 4

Qualifying pool phase summary

Ctry.	Ord.	P	V	V-D	TD	TR	TD-TR	Rk.	Qual.
POL	Poland	1	2	12	- 1	96	93	+ 3	2
GER	Germany	2	4	18	+ 13	104	71	+ 33	1
GBR	Great Britain	3	0	6	- 12	74	110	- 36	3



Esgrima
Hombres
Sabre per equips

Esgrima
Hombres
Sable por equipos

Esgrime
Hommes
Sabre par équipes

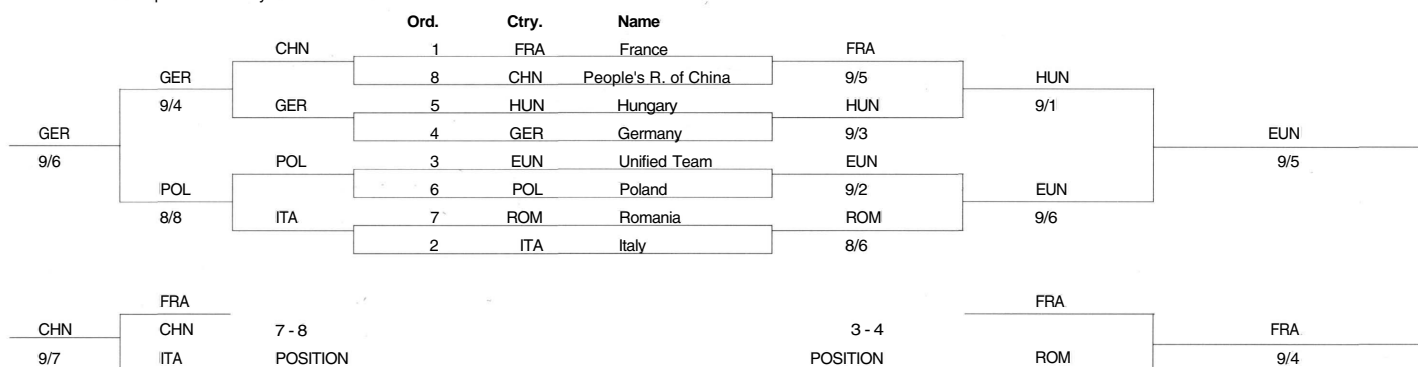
Fencing
Men
Team sabre

Qualifying pool
Summary preliminary phase

Clas.	Ctry.	Pool	Rk.	P	V	V-D	TD	TR	TD-TR	Qual.
1	ITA Italy	1	01	4	18	+ 13	105	69	+ 36	
2	FRA France	2	01	4	18	+ 6	128	110	+ 18	
3	GER Germany	4	01	4	18	+ 13	104	71	+ 33	
4	EUN Unified Team	3	01	4	18	+ 8	124	104	+ 20	
5	HUN Hungary	3	02	2	15	+ 1	121	112	+ 9	
6	POL Poland	4	02	2	12	- 1	96	93	+ 3	

Clas.	Ctry.	Pool	Rk.	P	V	V-D	TD	TR	TD-TR	Qual.
7	ROM Romania	2	02	2	16	+ 2	118	114	+ 4	
8	CHN People's R. of China	1	02	2	13	- 3	113	111	+ 2	
9	USA United States of America	2	03	0	10	- 8	96	118	- 22	E
10	CAN Canada	3	03	0	9	- 9	92	121	- 29	E
11	ESP Spain	1	03	0	7	- 10	72	110	- 38	E
12	GBR Great Britain	4	03	0	6	- 12	74	110	- 36	E

Final
Final phase summary



Final Classification

Clas.	Ctry.	
1	EUN Unified Team	Gold
2	HUN Hungary	Silver
3	FRA France	Bronze
4	ROM Romania	
5	GER Germany	
6	POL Poland	
7	CHN People's Republic of China	
8	ITA Italy	
9	USA United States of America	
10	CAN Canada	
11	ESP Spain	
12	GBR Great Britain	

Team: EUN Unified Team

No.	Name
0082	KIRIENKO, GRIGORIJ
0074	CHIRCHOV, ALEXANDRE
0087	POGOSSOV, GUEORGUI
0078	GOUTTSAIT, VADIM
0088	POZDNIAKOV, STANISLAV

Team: HUN Hungary

No.	Name
0172	SZABO, BENCE
0164	KOVES, CSABA
0168	NEBALD, GYORGY
0154	ABAY, PETER
0155	BUJDOSO, IMRE

Team: FRA France

No.	Name
0104	LAMOUR, JEAN-FRANCOIS
0094	DAURELLE, JEAN-PHILIPPE
0096	DUCHEIX, FRANCK
0097	GRANGER-VEYRON, HERVE
0100	GUICHOT, PIERRE

Team: ROM Romania

No.	Name
0257	GRIGORE, DANIEL
0265	SZABO, VILMOS
0253	CHICULITA, ALEXANDRU
0256	GAUREANU, VICTOR DAN
0259	LUPEICA, FLORIN ALIN

Team: GER Germany

No.	Name
0139	NOLTE, JURGEN
0130	BECKER, FELIX
0137	KEMPENICH, JOERG
0136	HUCHWAJDA, JACEK HEINRICH
0148	WIESINGER, STEFFEN

Team: POL Poland

No.	Name
0235	KOSCIELNIAKOWSKI, ROBERT T.
0239	OLECH, JANUSZ
0231	GNIEWKOWSKI, MAREK
0232	JASKOT, NORBERT
0234	KISIEL, JAROSLAW

Team: CHN People's Republic of China

No.	Name
0044	ZHENG, ZHAOKANG
0041	YANG, ZHEN
0032	JIA, GUIHUA
0033	JIANG, YEFEI
0036	NING, XIANKUI

Team: ITA Italy

No.	Name
0185	MARIN, MARCO
0193	SCALZO, GIOVANNI
0187	MEGLIO, FERDINANDO
0194	SIROVICH, GIOVANNI
0195	TERENZI, TONHI

Team: USA United States of America

No.	Name
0293	LOFTON, MICHAEL R.
0291	COTTINGHAM, ROBERT
0299	MORMANDO, STEVE
0292	FRIEDBERG, JOHN M
0304	WESTBROOK, PETER J.

Team: CAN Canada

No.	Name
0019	BANOS, JEAN-PAUL
0018	BANOS, JEAN-MARIE
0027	PLOURDE, TONY
0024	GRAVEL, EVENS
0026	NOWOSIELSKI, LESZEK

Team: ESP Spain

No.	Name
0064	GARCIA HERNANDEZ, ANTONIO
0068	PEINADOR DE ISIDRO, RAUL
0054	ALVAREZ GIL TEJADA, JOSE LUIS
0061	FALCON CABRERA, ALBERTO
0070	RIOJA PEREZ, MARCO ANTONIO

Team: GBR Great Britain

No.	Name
0128	ZAVIEH, KIRK
0125	WILLIAMS, IAN JAMES
0118	FLETCHER, GARY
0126	WILLIAMS, JAMES
0127	ZAHIR, AMIN



Esgri
Dones
Flore individual

Esgri
Mujeres
Florete individual

Escrime
Dames
Fleuret individuel

Fencing
Women
Individual foil

Pool 1
Results

Piste:4										5 hits win bout		
Order	No.	Name	Ctry.	Rk.	V	V/M	TD	TR	TD-TR			
1	0198	ZALAFFI, MARGHERITA	ITA	1	4	0.666	26	17	+ 9			
2	0267	BOTHA, HEIDI	RSA	7	0	0.000	8	30	- 22			
3	0214	LEE, JEONG SOOK	KOR	4	3	0.500	24	19	+ 5			
4	0237	MACIEJEWSKA, MONIKA	POL	2	4	0.666	25	17	+ 8			
5	0029	TREMBLAY, THALIE	CAN	3	4	0.666	22	21	+ 1			
6	0203	TAKAYANAGI, YUKO	JPN	6	3	0.500	24	25	- 1			
7	0108	MEYGRET, GISELE	FRA	5	3	0.500	21	21	0			

Pool 2
Results

Piste: 7										5 hits win bout		
Order	No.	Name	Ctry.	Rk.	V	V/M	TD	TR	TD-TR			
1	0089	SADOVSKAIA, TATIANA	EUN	4	3	0.500	23	19	+ 4			
2	0111	SPENNATO, ISABELLE	FRA	3	4	0.666	25	15	+ 10			
3	0182	BORTOLOZZI, FRANCESCA	ITA	2	5	0.833	25	15	+ 10			
4	0268	NASSON, RENCIA JOY	RSA	7	0	0.000	3	30	- 27			
5	0218	SHIN, SEONG JA	KOR	1	5	0.833	26	12	+ 14			
6	0001	CHIUCHICH DE ORTIZ, A. C.	ARG	6	1	0.166	15	25	- 10			
7	0176	SAVIC, TAMARA	IOP	5	3	0.500	22	23	- 1			

Pool 3
Results

Piste: 8										5 hits win bout		
Order	No.	Name	Ctry.	Rk.	V	V/M	TD	TR	TD-TR			
1	0076	GLIKINA, ELENA	EUN	1	4	0.800	24	14	+ 10			
2	0245	SZEWCZYK, BARBARA	POL	2	4	0.800	22	14	+ 8			
3	0303	SULLIVAN, MOLLY	USA	6	1	0.200	7	21	- 14			
4	0129	BAU, SABINE CHRISTIANE	GER	4	2	0.400	19	17	+ 2			
5	0258	GRIGORESCU, CLAUDIA L.	ROM	3	3	0.600	20	13	+ 7			
6	0208	KIM, JIN SOON	KOR	5	1	0.200	11	24	- 13			

Pool 4
Results

Piste: 2										5 hits win bout		
Order	No.	Name	Ctry.	Rk.	V	V/M	TD	TR	TD-TR			
1	0038	WANG, HUIFENG	CHN	3	4	0.800	22	17	+ 5			
2	0060	ESQUERDO LOPEZ, M.	ESP	4	1	0.200	17	21	- 4			
3	0135	FUNKENHAUSER, ZITA-E.	GER	2	4	0.800	24	18	+ 6			
4	0090	VELITCHKO, OLGA	EUN	1	4	0.800	23	7	+ 16			
5	0302	ONEILL, MARY JANE	USA	5	1	0.200	11	21	- 10			
6	0124	STRACHAN, LINDA C.	GBR	6	1	0.200	11	24	- 13			

Pool 5
Results

Piste: 16										5 hits win bout		
Order	No.	Name	Ctry.	Rk.	V	V/M	TD	TR	TD-TR			
1	0056	CASTILLEJO, ROSA	ESP	5	3	0.500	22	18	+ 4			
2	0153	REYES ZUÑIGA, ELVIA O.	HON	7	0	0.000	5	30	- 25			
3	0031	E, JIE	CHN	3	4	0.666	25	18	+ 7			
4	0171	STEFANEK, GERTRUD	HUN	1	6	1.000	30	13	+ 17			
5	0264	SZABO, REKA ZSOFIA	ROM	2	4	0.666	24	17	+ 7			
6	0003	GIANCOLA HEINLEIN, S. M.	ARG	6	1	0.166	9	27	- 18			
7	0196	TRILLINI, GIOVANNA	ITA	4	3	0.500	25	17	+ 8			

Pool 6
Results

Piste: 11										5 hits win bout		
Order	No.	Name	Ctry.	Rk.	V	V/M	TD	TR	TD-TR			
1	0160	NEMETHNE-JANOSI, Z.	HUN	1	5	0.833	29	21	+ 8			
2	0005	LANNUZZI SAN MARTIN, Y. M.	ARG	7	0	0.000	11	30	- 19			
3	0241	SOBCZAK, ANNA	POL	3	4	0.666	25	17	+ 8			
4	0109	MODAINE, LAURENCE	FRA	5	3	0.500	21	18	+ 3			
5	0114	BRACEWELL, JULIA HELEN	GBR	6	1	0.166	16	29	- 13			
6	0289	BANOS-BILODEAUX, C. K.	USA	4	4	0.666	23	23	0			
7	0266	TUFAN, ELISABETA	ROM	2	4	0.666	26	13	+ 13			

Pool 7
Results

Piste: 13										5 hits win bout		
Order	No.	Name	Ctry.	Rk.	V	V/M	TD	TR	TD-TR			
1	0040	XIAO, AIHUA	CHN	2	3	0.600	19	16	+ 3			
2	0132	DOBMEIER, ANNETTE	GER	4	2	0.400	20	18	+ 2			
3	0178	CZUCKERMAN-HATUEL, L.	ISR	3	3	0.600	22	20	+ 2			
4	0167	MINCZA, ILDIKO	HUN	1	4	0.800	23	15	+ 8			
5	0017	AUBIN, RENEE LYNE	CAN	6	1	0.200	14	24	- 10			
6	0121	MCINTOSH, FIONA JANE	GBR	5	2	0.400	15	20	- 5			

Qualifying pool

Summary preliminary phase

Clas.	No.	Name	Ctry.	Pool	Rk.	V/M	TD-TR	TR	Qual.
1	0171	STEFANEK, GERTRUD	HUN	5	1	1.000	+ 17	13	
2	0218	SHIN, SEONG JA	KOR	2	1	0.833	+ 14	12	
3	0182	BORTOLOZZI, FRANCESCA	ITA	2	2	0.833	+ 10	15	
4	0160	NEMETHNE-JANOSI, Z.	HUN	6	1	0.833	+ 8	21	
5	0090	VELITCHKO, OLGA	EUN	4	1	0.800	+ 16	7	
6	0076	GLIKINA, ELENA	EUN	3	1	0.800	+ 10	14	

Clas.	No.	Name	Ctry.	Pool	Rk.	V/M	TD-TR	TR	Qual.
7	0245	SZEWCZYK, BARBARA	POL	3	2	0.800	+ 8	14	
8	0167	MINCZA, ILDIKO	HUN	7	1	0.800	+ 8	15	
9	0135	FUNKENHAUSER, ZITA-EVA	GER	4	2	0.800	+ 6	18	
10	0038	WANG, HUIFENG	CHN	4	3	0.800	+ 5	17	
11	0266	TUFAN, ELISABETA	ROM	6	2	0.666	+ 13	13	
12	0111	SPENNATO, ISABELLE	FRA	2	3	0.666	+ 10	15	
13	0198	ZALAFFI, MARGHERITA	ITA	1	1	0.666	+ 9	17	
14	0241	SOBCZAK, ANNA	POL	6	3	0.666	+ 8	17	
15	0237	MACIEJEWSKA, MONIKA	POL	1	2	0.666	+ 8	17	
16	0264	SZABO, REKA ZSOFIA	ROM	5	2	0.666	+ 7	17	
17	0031	E, JIE	CHN	5	3	0.666	+ 7	18	
18	0029	TREMBLAY, THALIE	CAN	1	3	0.666	+ 1	21	
19	0289	BANOS-BILODEAUX, C. K.	USA	6	4	0.666	0	23	
20	0258	GRIGORESCU, CLAUDIA L.	ROM	3	3	0.600	+ 7	13	

Clas.	No.	Name	Ctry.	Pool	Rk.	V/M	TD-TR	TR	Qual.
21	0040	XIAO, AIHUA	CHN	7	2	0.600	+ 3	16	
22	0178	CZUCKERMAN-HATUEL, L.	ISR	7	3	0.600	+ 2	20	
23	0196	TRILLINI, GIOVANNA	ITA	5	4	0.500	+ 8	17	
24	0214	LEE, JEONG SOOK	KOR	1	4	0.500	+ 5	19	
25	0056	CASTILLEJO, ROSA	ESP	5	5	0.500	+ 4	18	
26	0089	SADOVSKAIA, TATIANA	EUN	2	4	0.500	+ 4	19	
27	0109	MODAINE, LAURENCE	FRA	6	5	0.500	+ 3	18	
28	0108	MEYGRET, GISELE	FRA	1	5	0.500	0	21	
29	0176	SAVIC, TAMARA	IOP	2	5	0.500	- 1	23	
30	0203	TAKAYANAGI, YUKO	JPN	1	6	0.500	- 1	25	
31	0129	BAU, SABINE CHRISTIANE	GER	3	4	0.400	+ 2	17	
32	0132	DOBMEIER, ANNETTE	GER	7	4	0.400	+ 2	18	
33	0121	MCINTOSH, FIONA JANE	GBR	7	5	0.400	- 5	20	
34	0060	ESQUERDO LOPEZ, M.	ESP	4	4	0.200	- 4	21	



Esgrima
Dones
Florete individual

Esgrima
Mujeres
Florete individual

Esgrime
Dames
Fleuret individuel

Fencing
Women
Individual foil

Clas.	No.	Name	Ctry.	Pool	Rk.	V/M	TD-TR	TR	Qual.
35	0302	O'NEILL, MARY JANE	USA	4	5	0.200	-10	21	
36	0017	AUBIN, RENEE LYNE	CAN	7	6	0.200	-10	24	
37	0208	KIM, JIN SOON	KOR	3	5	0.200	-13	24	E
37	0124	STRACHAN, LINDA C.	GBR	4	6	0.200	-13	24	E
39	0303	SULLIVAN, MOLLY	USA	3	6	0.200	-14	21	E
40	0001	CHIUCHICH DE ORTIZ, A. C.	ARG	2	6	0.166	-10	25	E

Clas.	No.	Name	Ctry.	Pool	Rk.	V/M	TD-TR	TR	Qual.
41	0114	BRACEWELL, JULIA HELEN	GBR	6	6	0.166	-13	29	E
42	0003	GIANCOLA HEINLEIN, S. M.	ARG	5	6	0.166	-18	27	E
43	0005	LANNUZZI SAN MARTIN, Y. M.	ARG	6	7	0.000	-19	30	E
44	0267	BOTHA, HEIDI	RSA	1	7	0.000	-22	30	E
45	0153	REYES ZUÑIGA, ELVIA O.	HON	5	7	0.000	-25	30	E
46	0268	NASSON, RENCIA JOY	RSA	2	7	0.000	-27	30	E

Direct elimination summary

Ord.	No.	Name	Ctry.
1	0171	STEFANEK, G.	HUN
64			
33	0302	ONEILL, MARY	USA
32	0121	MCINTOSH, FIONA	GBR
17	0029	TREMBLAY, THALIE	CAN
48			
49			
16	0237	MACIEJEWSKA, M.	POL
9	0038	WANG, HUIFENG	CHN
56			
41			
24	0214	LEE, JEONG	KOR
25	0056	CASTILLEJO, ROSA	ESP
40			
57			
8	0135	FUNKENHAUSER, Z.	GER
5	0090	VELITCHKO, OLGA	EUN
60			
37			
28	0176	SAVIC, TAMARA	IOP
21	0040	XIAO, AIHUA	CHN
44			
59			
6	0076	GLIKINA, ELENA	EUN

Ord.	No.	Name	Ctry.
53			
12	0111	SPENNATO, I.	FRA
13	0198	ZALAFFI, M.	ITA
52			
45			
20	0258	GRIGORESCU, C.	ROM
29	0203	TAKAYANAGI, YUKO	JPN
36	0017	AUBIN, RENEE	CAN
61			
4	0160	NEMETHNE, ZSUZSA	HUN
3	0182	BORTOLOZZI, F.	ITA
62			
35	0060	ESQUERDO, M.	ESP
30	0129	BAU, SABINE	GER
19	0289	BANOS-BILODEAUX	USA
46			
51			
14	0241	SOBCZAK, ANNA	POL
11	0266	TUFAN, ELISABETA	ROM
54			
43			
22	0178	CZUCKERMAN-HATU	ISR

Ord.	No.	Name	Ctry.
27	0109	MODAINE, L.	FRA
38			
7	0245	SZEWCZYK, B.	POL
58			
39			
26	0089	SADOVSKAIA, T.	EUN
23	0196	TRILLINI, G.	ITA
42			
55			
10	0167	MINCZA, ILDIKO	HUN
15	0264	SZABO, REKA	ROM
50			
47			
18	0031	E, JIE	CHN
31	0108	MEYGRET, GISELE	FRA
34	0132	DOBMEIER, A.	GER
63			
2	0218	SHIN, SEONG	KOR



Esgrima
Dones
Floret individual

Esgrima
Mujeres
Florete individual

Esgrime
Dames
Fleuret individuel

Fencing
Women
Individual foil

Repêchage summary (A, B, C, D)

D		A				B			C										
Ord.	No.	Name	Ctry.	Ord.	No.	Name	Ctry.	Ord.	No.	Name	Ctry.	Ord.	No.	Name	Ctry.	Ord.	No.	Name	Ctry.
0171	HUN	1	0171	STEFANEK, G.	HUN	0121	GBR	0121	GBR										
0171	HUN	32	0121	MCINTOSH, FIONA	GBR	6/4	6/4	0121	GBR										
5/3	5/3	0237	POL	17	0029	TREMBLAY, THALIE	CAN	0029	CAN	6/5	5/0								
		16	0237	MACIEJEWSKA, M.	POL	6/4	6/4												
		0214	KOR	9	0038	WANG, HUIFENG	CHN	0038	CHN										
0214	KOR	24	0214	LEE, JEONG	KOR	3/5	5/2	5/1		0038	CHN								
5/2	3/5	6/5	0056	ESP	25	0056	CASTILLEJO, ROSA	ESP	0135	GER	0/5	6/5	6/4						
			8	0135	FUNKENHAUSER, Z.	GER	5/1	5/2											
			0176	IOP	5	0090	VELITCHKO, OLGA	EUN	0090	EUN									
0111	FRA	28	0176	SAVIC, TAMARA	IOP	5/3	3/5	5/1		0090	EUN								
5/2	5/3	0111	FRA	21	0040	XIAO, AIHUA	CHN	0040	CHN	5/3	1/5	5/1							
			12	0111	SPENNATO, I.	FRA	5/2	5/2											
			0258	ROM	13	0198	ZALAFFI, M.	ITA	0198	ITA									
0258	ROM	20	0258	GRIGORESCU, C.	ROM	5/3	6/4			0198	ITA								
2/5	5/3	6/4	0017	CAN	29	0017	AUBIN, RENEE	CAN	0160	HUN	3/5	5/3	5/3						
			4	0160	NEMETHNE, ZSUZSA	HUN	5/2	5/3											
			0182	ITA	3	0182	BORTOLOZZI, F.	ITA	0129	GER									
0182	ITA	30	0129	BAU, SABINE	GER	5/2	5/3			0129	GER								
5/1	4/6	5/2	0289	USA	19	0289	BANOS-BILODEAUX	USA	0241	POL	5/2	5/2							
			14	0241	SOBCZAK, ANNA	POL	6/5	5/1											
			0178	ISR	11	0266	TUFAN, ELISABETA	ROM	0266	ROM									
0178	ISR	22	0178	CZUCKERMAN-HATU	ISR	5/0	5/2			0109	FRA								
6/5	1/5	5/3	0076	EUN	27	0109	MODAINE, L.	FRA	0109	FRA	6/4	2/5	5/2						
			6	0076	GLIKINA, ELENA	EUN	6/4	5/2											
			0089	EUN	7	0245	SZEWCZYK, B.	POL	0245	POL									
0089	EUN	26	0089	SADOVSKAIA, T.	EUN	4/6	5/2	5/3		0196	ITA								
2/5	5/2	6/4	0167	HUN	23	0196	TRILLINI, G.	ITA	0196	ITA	5/0	5/2							
			10	0167	MINCZA, ILDIKO	HUN	5/3	1/5	5/1										
			0031	CHN	15	0264	SZABO, REKA	ROM	0264	ROM									
0108	FRA	18	0031	E, JIE	CHN	5/3	5/3			0264	ROM								
3/5	5/3	5/1	0108	FRA	31	0108	MEYGRET, GISELE	FRA	0218	KOR	6/4	6/4							
			2	0218	SHIN, SEONG	KOR	5/3	3/5	6/4										

Repêchage summary (E, F)

E				F			
Ord.	No.	Name	Ctry.	Ord.	No.	Name	Ctry.
1	0218	SHIN, SEONG	KOR	0089	EUN		
16	0089	SADOVSKAIA, T.	EUN	5/3	5/2		
9	0171	STEFANEK, G.	HUN	0040	CHN	6/5	6/5
8	0040	XIAO, AIHUA	CHN	6/4	5/2		
5	0266	TUFAN, ELISABETA	ROM	0258	ROM		
12	0258	GRIGORESCU, C.	ROM	5/6	5/3	5/3	
13	0178	CZUCKERMAN-HATU	ISR	0135	GER	5/6	5/2
4	0135	FUNKENHAUSER, Z.	GER	5/1	5/3		
3	0245	SZEWCZYK, B.	POL	0214	KOR		
14	0214	LEE, JEONG	KOR	5/2	5/3		
11	0111	SPENNATO, I.	FRA	0241	POL	4/6	6/5
6	0241	SOBCZAK, ANNA	POL	6/4	6/5		
7	0029	TREMBLAY, THALIE	CAN	0029	CAN		
10	0182	BORTOLOZZI, F.	ITA	3/5	5/2	5/2	
15	0108	MEYGRET, GISELE	FRA	0160	HUN	5/1	5/3
2	0160	NEMETHNE, ZSUZSA	HUN	6/4	6/4		



Esgrima
Dones
Floret individual

Esgrima
Mujeres
Florete individual

Escrime
Dames
Fleuret individuel

Fencing
Women
Individual foil

Repêchage summary (G)

G

Ord.	No.	Name	Ctry.			
1	0090	VELITCHKO, OLGA	EUN	0089	EUN	
8	0089	SADOVSKAIA, T.	EUN	4/6	5/2	5/2
5	0160	NEMETHNE, ZSUZSA	HUN	0109	FRA	
4	0109	MODAINE, L.	FRA	5/3	6/4	
3	0196	TRILLINI, G.	ITA	0196	ITA	
6	0241	SOBCZAK, ANNA	POL	6/4	5/2	
7	0258	GRIGORESCU, C.	ROM	0038	CHN	
2	0038	WANG, HUIFENG	CHN	5/1	5/2	

Final phase summary

Ord.	No.	Name	Ctry.						
1	0198	ZALAFFI, M.	ITA	0109	FRA				
8	0109	MODAINE, L.	FRA	5/3	5/1		0038	CHN	
5	0038	WANG, HUIFENG	CHN	0038	CHN		5/0	2/5	5/3
4	0121	MCINTOSH, FIONA	GBR	6/5	5/1				10196
3	0129	BAU, SABINE	GER	0196	ITA				5/6
6	0196	TRILLINI, G.	ITA	5/3	6/4		0196	ITA	5/3
7	0089	SADOVSKAIA, T.	EUN	0089	EUN		5/2	3/5	5/3
2	0264	SZABO, REKA	ROM	0/5	5/2	5/2			
				3 - 4	POSITION		0109	FRA	
							0089	EUN	
							5/1	1/5	5/3

Final Classification

Clas.	No.	Name	Ctry.	
1	0196	TRILLINI, GIOVANNA	ITA	Gold
2	0038	WANG, HUIFENG	CHN	Silver
3	0089	SADOVSKAIA, TATIANA	EUN	Bronze
4	0109	MODAINE, LAURENCE	FRA	
5	0198	ZALAFFI, MARGHERITA	ITA	
6	0264	SZABO, REKA ZSOFIA	ROM	
7	0129	BAU, SABINE CHRISTIANE	GER	
8	0121	MCINTOSH, FIONA JANE	GBR	
9	0160	NEMETHNE-JANOSI, ZSUZSA	HUN	
10	0090	VELITCHKO, OLGA	EUN	
11	0241	SOBCZAK, ANNA	POL	
12	0258	GRIGORESCU, CLAUDIA L.	ROM	
13	0135	FUNKENHAUSER, ZITA-EVA	GER	
14	0029	TREMBLAY, THALIE	CAN	
15	0040	XIAO, AIHUA	CHN	
16	0214	LEE, JEONG SOOK	KOR	

Clas.	No.	Name	Ctry.
17	0171	STEFANEK, GERTRUD	HUN
18	0218	SHIN, SEONG JA	KOR
19	0182	BORTOLOZZI, FRANCESCA	ITA
20	0245	SZEWCZYK, BARBARA	POL
21	0266	TUFAN, ELISABETA	ROM
22	0111	SPENNATO, ISABELLE	FRA
23	0178	CZUCKERMAN-HATUEL, L.	ISR
24	0108	MEYGRET, GISELE	FRA
25	0076	GLIKINA, ELENA	EUN
26	0167	MINCZA, ILDIKO	HUN
27	0237	MACIEJEWSKA, MONIKA	POL
28	0031	E, JIE	CHN
29	0289	BANOS-BILODEAUX, C.K.	USA
30	0056	CASTILLEJO, ROSA	ESP
31	0176	SAVIC, TAMARA	IOP
32	0017	AUBIN, RENEE LYNE	CAN

Clas.	No.	Name	Ctry.
33	0203	TAKAYANAGI, YUKO	JPN
34	0132	DOBMEIER, ANNETTE	GER
35	0060	ESQUERDO LOPEZ, M.	ESP
36	0302	O'NEILL, MARY JANE	USA
37	0124	STRACHAN, LINDA CAROLINE	GBR
37	0208	KIM, JIN SOON	KOR
39	0303	SULLIVAN, MOLLY	USA
40	0001	CHIUCHICH DE ORTIZ, A. C.	ARG
41	0114	BRACEWELL, JULIA HELEN	GBR
42	0003	GIANCOLA HEINLEIN, S. M.	ARG
43	0005	LANNUZZI SAN MARTIN, Y. M.	ARG
44	0267	BOTHA, HEIDI	RSA
45	0153	REYES ZUÑIGA, ELVIA O.	HON
46	0268	NASSON, RENCIA JOY	RSA

209



Esgrima
Dones
Floret per equips

Esgrima
Mujeres
Florete por equipos

Escrime
Dames
Fleuret par équipes

Fencing
Women
Team foil

Pool 1

Qualifying pool phase summary

Ctry.	Ord.	P	V	V-D	TD	TR	TD-TR	Rk.	Qual.
ITA Italy	1	4	18	+ 16	94	52	+ 42	1	
POL Poland	2	2	10	- 3	81	82	- 1	2	
KOR Korea	3	0	5	- 13	59	100	- 41	3	

Pool 2

Qualifying pool phase summary

Ctry.	Ord.	P	V	V-D	TD	TR	TD-TR	Rk.	Qual.
EUN Unified Team	1	4	18	+ 13	103	73	+ 30	1	
HUN Hungary	2	2	13	+ 3	98	84	+ 14	2	
GBR Great Britain	3	0	2	- 16	51	95	- 44	3	

Pool 3

Qualifying pool phase summary

Ctry.	Ord.	P	V	V-D	TD	TR	TD-TR	Rk.	Qual.
ROM Romania	1	2	14	+ 5	93	73	+ 20	2	
GER Germany	2	4	18	+ 13	101	62	+ 39	1	
CAN Canada	3	0	0	- 18	31	90	- 59	3	

Pool 4

Qualifying pool phase summary

Ctry.	Ord.	P	V	V-D	TD	TR	TD-TR	Rk.	Qual.
CHN People's R. of China	1	4	17	+ 7	112	86	+ 26	1	
FRA France	2	2	15	+ 2	104	101	+ 3	2	
USA United S. of America	3	0	9	- 9	78	107	- 29	3	

GY

Gimnàstica

Gimnasia

Gymnastique

Gymnastics



	Català	Español	Français	English
all-round	Multiple	Multiple	Multiple	All-round
Asymmetric Bars/A. Bars	Barres asimètriques	Barras asimétricas	Barres asymétriques	Asymmetric bars
Balance Beam/B. Beam	Barra d'equilibri	Barra de equilibrio	Poutre	Beam
Bronze	Bronze	Bronce	Bronze	Bronze
Classification/Clas. competition/comp.	Classificació Concurs	Clasificación Concurso	Classement Concours	Classification Competition
Ctry.	Pais	País	Pays	Country
Final	Final	Final	Finale	Final
Floor Exercises/Floor	Terra	Suelo	Sol	Floor
Gold	Or	Oro	Or	Gold
Horizontal Bar/Hor. Bar	Barra fixa	Barra fija	Barre fixe	Horizontal bar
Horse Vault/Horse V.	Salt de cavall	Salto de caballo	Saut de cheval	Horse vault
Individual/Indiv.	Individual	Individual	Individuel	Individual
Name	Nom	Nombre	Nom	Name
No.	Número	Número	Numéro	Number
Parallel Bars/P. Bars	Paral·leles	Paralelas	Barres Parallèles	Parallel bars
Pommel Horse/Pomm. H.	Cavall amb arcs	Caballo con arcos	Cheval d'arçons	Pommel horse
Preliminaries	Preliminars	Preliminares	Préliminaires	Preliminaries
Rings	Anelles	Anillas	Anneaux	Rings
Score	Puntuació	Puntuación	Nombre de points	Score
Silver	Plata	Plata	Argent	Silver
Team	Per equips	Por equipos	Par équipes	Team
Total	Total	Total	Total	Total



Gimnàstica - Gimnàstica artística

Homes

Concurs 1 (equips)

Gimnasia - Gimnasia artística

Hombres

Concurso 1 (equipos)

Gymnastique - Gymnastique artistique

Hommes

Concours 1 (équipes)

Gymnastics - Artistic gymnastics

Men

Competition 1 (team)

Team competition

Clas. Team	Floor	Pomm. H.	Rings	Horse V.	P. Bars	Hor. Bar	Score	Total	
1 EUN Unified Team	98.150	97.100	98.050	97.175	97.850	97.125	585.450	Gold	
2 CHN People's R. of China	96.825	97.050	97.600	95.350	96.625	96.925	580.375	Silver	
3 JPN Japan	96.550	96.025	96.750	95.600	96.625	96.700	578.250	Bronze	
4 GER Germany	95.925	95.575	97.150	95.075	95.600	96.250	575.575		
5 ITA Italy	95.150	95.825	95.425	94.950	95.050	95.350	571.750		
6 USA United S. of America	95.575	95.600	95.750	93.575	95.300	95.925	571.725		

Clas. Team	Floor	Pomm. H.	Rings	Horse V.	P. Bars	Hor. Bar	Score	Total	
7 ROM Romania	95.875	95.325	94.850	94.700	94.875	95.525	571.150		
8 KOR Korea	95.925	93.600	95.575	95.575	95.100	95.075	570.850		
9 HUN Hungary	94.625	95.075	96.125	95.100	94.075	95.525	570.525		
10 BUL Bulgaria	94.475	94.350	94.775	94.150	93.925	95.125	566.800		
11 SUI Switzerland	94.550	93.625	94.000	94.600	93.475	92.975	563.225		
12 GBR Great Britain	94.975	89.775	93.975	94.750	91.925	92.700	558.100		

Team competition

Clas. No.	Name	Ctry.	Floor	Pomm. H.	Rings	Horse V.	P. Bars	Hor. Bar	Score / Classification	Total
1	0024	CHTCHERBO, VITALI	EUN	19.800	19.650	19.800	19.525	19.725	19.375	117.875
				1	1	1	2	1	11	
2	0022	BELENKI, VALERI	EUN	19.675	19.650	19.675	19.400	19.575	19.525	117.500
				3	1	3	4	3	4	
3	0027	MISIOUTINE, GRIGORI	EUN	19.700	18.800	19.650	19.575	19.550	19.700	116.975
				2	51	5	1	4	1	
4	0045	WECKER, ANDREAS	GER	19.475	19.550	19.750	19.125	19.375	19.600	116.875
				6	3	2	17	7	2	
5	0026	KOROBCHINSKI, I.	EUN	19.500	19.475	19.475	19.300	19.600	19.150	116.500
				4	5	12	6	2	35	
6	0018	LI, XIAOSAHUANG	CHN	19.425	19.450	19.625	19.175	19.375	19.400	116.450
				10	8	7	11	7	8	
7	0014	LI, CHUNYANG	CHN	19.450	19.275	19.575	19.100	19.300	19.225	115.925
				8	14	9	19	12	23	
8	0013	GUO, LINYAO	CHN	19.175	19.500	19.350	19.025	19.425	19.425	115.900
				28	4	21	30	6	7	
9	0064	IKETANI, YUKIO	JPN	19.500	19.325	19.600	19.075	19.300	18.650	115.450
				4	12	8	23	12	67	
10	0006	KHRISTOZOV, K. P.	BUL	19.300	19.125	19.550	19.025	19.125	19.175	115.300
				17	24	10	30	24	31	
10	0063	HATAKEDA, YOSHIKI	JPN	19.125	19.400	19.050	19.025	19.300	19.400	115.300
				34	10	40	30	12	8	
10	0083	GHERMAN, M.COSTEL	ROM	19.275	19.250	19.100	19.175	19.125	19.375	115.300
				18	16	38	11	24	11	
13	0052	SUPOLA, ZOLTAN	HUN	19.250	18.975	19.450	19.250	19.175	19.175	115.275
				20	35	13	7	20	31	
13	0057	PRETI, BORIS	ITA	19.150	19.250	19.375	19.000	19.150	19.350	115.275
				29	16	20	33	22	14	
13	0062	CHINEN, TAKASHI	JPN	19.225	19.350	19.200	19.050	19.200	19.250	115.275
				24	11	31	27	18	17	
16	0028	VOROPAEV, ALEKSEI	EUN	19.400	19.050	19.450	18.650	19.350	19.225	115.125
				12	26	13	70	9	23	

Clas. No.	Name	Ctry.	Floor	Pomm. H.	Rings	Horse V.	P. Bars	Hor. Bar	Score / Classification	Total
17	0055	BUCCI, PAOLO	ITA	19.150	19.175	19.300	19.050	19.200	19.225	115.100
				29	21	25	27	18	23	
17	0066	NISHIKAWA, DAISUKE	JPN	18.975	18.800	19.425	19.075	19.350	19.475	115.100
				47	51	17	23	9	5	
19	0074	YOO, OK RYUL	KOR	19.450	18.650	19.450	19.500	18.825	19.150	115.025
				8	63	13	3	52	35	
20	0020	RODRIGUEZ SADIA, A.	ESP	19.225	19.050	19.350	19.000	19.000	19.375	115.000
				24	26	21	33	37	11	
21	0061	AIHARA, YUTAKA	JPN	19.350	18.975	19.125	19.200	19.300	19.025	114.975
				13	35	36	9	12	46	
22	0017	LI, JING	CHN	18.175	19.475	19.650	18.600	19.500	19.550	114.950
				85	5	5	74	5	3	
22	0023	CHARIPOV, ROUSTAM	EUN	19.475	18.425	19.350	19.350	19.175	19.175	114.950
				6	75	21	5	20	31	
24	0015	LI, DASHUANG	CHN	19.425	19.300	19.025	19.050	18.950	19.125	114.875
				10	13	45	27	41	40	
24	0016	LI, GE	CHN	19.150	19.175	19.400	18.925	18.975	19.250	114.875
				29	21	19	42	38	17	
26	0042	KROLL, SYLVIO	GER	19.250	18.800	19.250	19.250	19.150	19.150	114.850
				20	51	27	7	22	35	
27	0104	WALLER, M.CHRIS	USA	19.225	19.425	19.225	18.550	19.125	19.250	114.800
				24	9	29	79	24	17	
28	0084	RIZAN, MARIAN	ROM	19.275	19.225	19.000	18.950	19.125	19.150	114.725
				18	19	47	37	24	35	
29	0038	THOMAS, NEIL R.	GBR	19.350	19.025	19.175	19.175	18.925	19.025	114.675
				13	31	32	11	43	46	
30	0047	CSOLLANY, SZILVESZTER	HUN	18.575	19.275	19.675	19.200	18.850	18.925	114.500
				74	14	3	9	49	53	
31	0044	WALTHER, OLIVER	GER	19.025	19.100	19.125	18.875	19.050	19.250	114.425
				40	25	36	49	32	17	
31	0077	PAE, GIL-SU	PRK	18.900	19.475	19.175	18.750	18.725	19.400	114.425
				53	5	32	61	61	8	



Gimnastica - Gimnastica artística
Hombres
Concurs 1 (equipos)

Gimnasia - Gimnasia artística
Hombres
Concurso 1 (equipos)

Gymnastique - Gymnastique artistique
Hommes
Concours 1 (équipes)

Gymnastics - Artistic gymnastics
Men
Competition 1 (team)

Clas. No.	Name	Ctry.	Score / Classification						Total
			Floor	Pomm. H.	Rings	Horse V.	P. Bars	Hor. Bar	
33 0039	BUCHNER, RALF	GER	19.025 40	19.250 16	19.150 34	19.150 16	19.075 31	18.750 64	114.400
34 0072	LEE, JOO HYUNG	KOR	19.250 20	18.875 45	19.100 38	19.100 19	19.225 17	18.825 61	114.375
35 0065	MATSUNAGA, MASAYUKI	JPN	19.200 27	18.150 80	19.250 27	19.125 17	19.350 9	19.250 17	114.325
36 0103	ROETHLISBERGER, JOHN	USA	19.250 20	18.850 46	19.225 29	18.875 49	18.800 54	19.200 28	114.200
37 0058	ROSSATO, RUGGERO	ITA	19.150 29	19.150 23	19.000 47	19.100 19	18.850 49	18.925 53	114.175
38 0049	FAJKUSZ, CSABA	HUN	19.025 40	19.000 33	19.050 40	18.750 61	18.775 58	19.325 15	113.925
39 0088	ENGELER, MICHAEL	SUI	19.125 34	19.025 31	18.950 55	19.075 23	19.050 32	18.650 67	113.875
40 0069	HAN, YOON SCO	KOR	19.100 36	18.550 69	18.950 55	18.900 47	19.125 24	19.200 28	113.825
41 0043	TIPPELT, SVEN	GER	19.000 46	18.775 55	19.500 11	18.650 70	18.900 46	18.950 51	113.775
42 0029	CASIMIR, PATRICE	FRA	18.800 61	18.925 38	18.925 60	18.925 42	19.100 29	19.075 43	113.750
43 0099	KESWICK, SCOTT	USA	19.325 16	18.700 59	19.425 17	18.525 82	19.050 32	18.700 66	113.725
44 0098	DIMAS, TRENT	USA	18.800 61	18.825 49	18.700 69	18.950 37	18.950 41	19.450 6	113.675
45 0070	JUNG, JIN SOO	KOR	19.350 13	18.075 84	19.300 25	18.900 47	19.100 29	18.900 56	113.625
46 0010	HIBBERT, CURTIS M.	CAN	18.675 70	18.750 57	18.650 72	19.100 19	19.025 36	19.225 23	113.425
47 0030	DARRIGADE, SEBASTIEN	FRA	18.875 56	18.450 74	19.000 47	18.925 42	18.900 46	19.175 31	113.325
47 0082	GAL, ADRIAN-F.	ROM	19.100 36	18.850 46	18.800 64	18.875 49	18.975 38	18.725 65	113.325
49 0036	MAY, JAMES MICHAEL	GBR	19.025 40	18.700 59	19.025 45	19.175 11	18.900 46	18.400 79	113.225
50 0040	FRANKE, MARIO	GER	19.025 40	18.675 62	19.450 13	18.500 84	18.375 80	19.150 35	113.175
51 0080	BEJENARU, NICOLAE	ROM	19.150 29	18.575 67	19.050 40	18.975 36	18.925 43	18.475 76	113.150
52 0095	JONASSON, JOHAN	SWE	18.950 50	18.850 46	18.975 53	18.850 53	18.675 65	18.800 62	113.100

Clas. No.	Name	Ctry.	Score / Classification						Total
			Floor	Pomm. H.	Rings	Horse V.	P. Bars	Hor. Bar	
53 0059	SALA, GABRIELE	ITA	18.975 47	19.050 26	18.700 69	18.950 37	18.800 54	18.600 73	113.075
54 0089	GIUBELLINI, DANIEL	SUI	18.925 51	18.925 38	19.050 40	19.075 23	18.975 38	18.075 88	113.025
55 0009	YOVTCHEV, Y. Y.	BUL	18.900 53	18.950 37	19.150 34	18.800 58	18.775 58	18.425 77	113.000
56 0101	MINICUCCI JR., DOMINICK	USA	18.775 63	19.050 26	19.000 47	18.675 67	18.850 49	18.600 73	112.950
57 0075	LOPEZ GHIGLIAZZA, L. A.	MEX	18.350 83	18.925 38	19.050 40	18.925 42	18.600 73	19.075 43	112.925
57 0086	STROIA, NICU FLORIN	ROM	18.750 65	18.925 38	18.800 64	18.475 85	18.725 61	19.250 17	112.925
59 0085	SANDU, ADRIAN	ROM	19.075 39	19.000 33	18.825 62	18.275 90	18.650 67	19.025 46	112.850
60 0100	LYNCH, JAIR	USA	18.600 73	19.050 26	18.775 66	17.775 92	19.250 16	19.325 15	112.775
61 0001	DOWRICK BRENNON	AUS	18.550 75	18.825 49	18.850 61	18.875 49	18.500 75	19.125 40	112.725
62 0097	MODLITBA, MARTIN	TCH	18.525 77	18.600 66	18.650 72	19.000 33	18.625 71	19.225 23	112.625
63 0031	GUELZEC, FABRICE	FRA	18.875 56	18.350 77	18.950 55	18.700 65	18.675 65	19.050 45	112.600
64 0068	HAN, KWANG HO	KOR	18.750 65	18.750 57	18.775 66	18.625 73	18.800 54	18.650 67	112.350
65 0053	KAPLAN, RON	ISR	19.100 36	18.650 63	19.000 47	18.775 60	18.625 71	18.100 86	112.250
66 0056	CENTAZZO, GIANMATTEO	ITA	18.025 88	19.200 20	18.950 55	18.525 82	18.450 77	18.975 50	112.125
67 0003	ALEXANDROV, ILI AN V.	BUL	18.900 53	18.550 69	18.625 75	18.550 79	18.425 79	18.950 51	112.000
67 0090	GRIMM, OLIVER	SUI	18.175 85	18.475 73	18.825 62	18.950 37	18.725 61	18.850 60	112.000
69 0078	SIN, MYONG-SU	PRK	19.025 40	18.200 79	19.350 21	18.825 55	18.500 75	18.050 89	111.950
70 0004	DOUNEV, K. N.	BUL	18.500 79	18.800 51	18.600 77	18.800 58	18.775 58	18.425 77	111.900
71 0048	ELO, ROBERT	HUN	18.875 56	18.900 44	18.950 55	18.825 55	17.400 90	18.900 56	111.850
71 0060	VILIGIARDI, ALEXANDRO	ITA	18.725 67	17.825 85	18.525 78	18.850 53	19.050 32	18.875 58	111.850



Gimnástica - Gimnástica artística
Hombres
Concurs 1 (equips)

Gimnasia - Gimnasia artística
Hombres
Concurso 1 (equipos)

Gymnastique - Gymnastique artistique
Hommes
Concours 1 (équipes)

Gymnastics - Artistic gymnastics
Men
Competition 1 (team)

Clas. No.	Name	Ctry.	Score / Classification						Total
			Floor	Pomm. H.	Rings	Horse V.	P. Bars	Hor. Bar	
73	0051	SCHUPKEGEL, KAROLY HUN	18.700	18.700	19.000	18.925	18.225	18.100	111.650
			69	59	47	42	84	86	
74	0076	CHO, HUN PRK	18.875	18.125	18.650	18.950	18.700	18.250	111.550
			56	82	72	37	64	82	
75	0093	ROTA, FLAVIO SUI	18.925	18.650	18.475	18.475	18.325	18.625	111.475
			51	63	80	85	81	72	
76	0021	RUBIO ANGUIA, M. A. ESP	18.400	18.775	18.975	17.825	18.800	18.550	111.325
			82	55	53	91	54	75	
77	0096	BUGAR, ARNOLD TCH	18.500	18.425	18.275	18.600	18.525	18.875	111.200
			79	75	84	74	74	58	
78	0012	NOLET, ALAN PIERRE CAN	18.725	18.525	18.625	18.600	18.050	18.650	111.175
			67	72	75	74	87	67	
79	0094	WANNER, ERICH SUI	18.875	18.125	18.700	18.725	18.300	18.200	110.925
			56	82	69	63	83	83	
80	0087	KOLMAN, LOJZE SLO	18.275	18.575	18.400	18.700	18.650	18.275	110.875
			84	67	83	65	67	81	
81	0073	YEO, HONG-CHUL KOR	18.625	18.300	17.125	19.175	18.650	18.650	110.525
			72	78	90	11	67	67	
82	0032	BARTLETT, TERRY GBR	18.975	16.625	18.500	18.600	18.650	18.925	110.275
			47	90	79	74	67	53	
83	0092	MUELLER, M.PAUL SUI	18.650	18.550	17.725	18.725	18.325	17.875	109.850
			71	69	88	63	81	90	

Classification Floor Exercises

Clas. No.	Name	Ctry.	Score IA	Score IB	Total
1	0024	CHTCHERBO, VITALI EUN	9.900	9.900	19.800
2	0027	MISIOUTINE, GRIGORI EUN	9.800	9.900	19.700
3	0022	BELENKI, VALERI EUN	9.875	9.800	19.675
4	0026	KOROBCHINSKI, IGOR EUN	9.800	9.700	19.500
4	0064	IKETANI, YUKIO JPN	9.725	9.775	19.500
6	0023	CHARIPOV, ROUSTAM EUN	9.750	9.725	19.475
6	0045	WECKER, ANDREAS GER	9.750	9.725	19.475
8	0014	LI, CHUNYANG CHN	9.750	9.700	19.450
8	0074	YOO, OK RYUL KOR	9.675	9.775	19.450
10	0015	LI, DASHUANG CHN	9.625	9.800	19.425
10	0018	LI, XIAOSAHUANG CHN	9.725	9.700	19.425
12	0028	VOROPAEV, ALEKSEI EUN	9.700	9.700	19.400
13	0038	THOMAS, NEIL RODERICK GBR	9.625	9.725	19.350
13	0061	AIHARA, YUTAKA JPN	9.600	9.750	19.350
13	0070	JUNG, JIN SOO KOR	9.675	9.675	19.350
16	0099	KESWICK, SCOTT USA	9.650	9.675	19.325
17	0006	KHRISTOZOV, K. PETROV BUL	9.675	9.625	19.300
18	0083	GHERMAN, MARIUS COSTEL ROM	9.600	9.675	19.275
18	0084	RIZAN, MARIAN ROM	9.650	9.625	19.275
20	0042	KROLL, SYLVIO GER	9.700	9.550	19.250
20	0052	SUPOLA, ZOLTAN HUN	9.550	9.700	19.250
20	0072	LEE, JOO HYUNG KOR	9.650	9.600	19.250
20	0103	ROETHLISBERGER, JOHN USA	9.600	9.650	19.250
24	0020	RODRIGUEZ SADIA, ALFONSO ESP	9.600	9.625	19.225
24	0062	CHINEN, TAKASHI JPN	9.675	9.550	19.225

Clas. No.	Name	Ctry.	Score / Classification						Total
			Floor	Pomm. H.	Rings	Horse V.	P. Bars	Hor. Bar	
84	0002	MONTEIRO, M. A. BRA	18.425	18.150	17.875	18.300	18.450	18.375	109.575
			81	80	87	89	77	80	
85	0035	COX, DAVID C. GBR	18.550	17.575	18.275	18.675	17.600	18.200	108.875
			75	87	84	67	89	83	
86	0011	INGLIS, MIKE T. CAN	18.100	17.400	17.575	18.575	18.075	18.175	107.900
			87	88	89	78	86	85	
87	0105	IBARRONDO, ISIDRO ARG	17.950	15.975	18.075	18.550	18.125	18.775	107.450
			89	91	86	79	85	63	
88	0034	CAMPBELL, M. JULIAN GBR	18.525	17.200	18.450	18.450	17.200	17.150	106.975
			77	89	82	87	91	91	
89	0050	PANCZEL, MIKLOS HUN	9.400	18.925	18.725	18.425	18.925	19.200	103.600
			92	38	68	88	43	28	
90	0008	LOZANOV, G. B. BUL	18.775	17.650	18.475	9.375	17.950	19.025	101.250
			63	86	80	93	88	46	
91	0007	KOLEV, DEYAN K. BUL	9.450	18.925	9.700	18.650	18.825	19.125	94.675
			91	38	91	70	52	40	
92	0033	BOWLER, PAUL M. GBR	9.525	9.000	9.550	18.825	9.150	9.450	65.500
			90	92	92	55	93	92	
93	0079	COLON ORTIZ, V. PUR	9.375	8.725	9.225	18.675	9.225	9.350	64.575
			93	93	93	67	92	93	

Clas. No.	Name	Ctry.	Score IA	Score IB	Total
24	0104	WALLER, M.CHRIS USA	9.650	9.575	19.225
27	0065	MATSUNAGA, MASAYUKI JPN	9.550	9.650	19.200
28	0013	GUO, LINYAO CHN	9.625	9.550	19.175
29	0016	LI, GE CHN	9.500	9.650	19.150
29	0055	BUCCI, PAOLO ITA	9.550	9.600	19.150
29	0057	PRETI, BORIS ITA	9.475	9.675	19.150
29	0058	ROSSATO, RUGGERO ITA	9.550	9.600	19.150
29	0080	BEJENARU, NICOLAE ROM	9.525	9.625	19.150
34	0063	HATAKEDA, YOSHIKI JPN	9.600	9.525	19.125
34	0088	ENGELER, MICHAEL SUI	9.525	9.600	19.125
36	0053	KAPLAN, RON ISR	9.500	9.600	19.100
36	0069	HAN, YOON SOO KOR	9.525	9.575	19.100
36	0082	GAL, ADRIAN-FRANCISC ROM	9.400	9.700	19.100
39	0085	SANDU, ADRIAN ROM	9.525	9.550	19.075
40	0036	MAY, JAMES MICHAEL GBR	9.450	9.575	19.025
40	0039	BUCHNER, RALF GER	9.400	9.625	19.025
40	0040	FRANKE, MARIO GER	9.500	9.525	19.025
40	0044	WALTHER, OLIVER GER	9.500	9.525	19.025
40	0049	FAJKUSZ, CSABA HUN	9.450	9.575	19.025
40	0078	SIN, MYONG-SU PRK	9.525	9.500	19.025
46	0043	TIPPELT, SVEN GER	9.525	9.475	19.000
47	0032	BARTLETT, TERRY GBR	9.375	9.600	18.975
47	0059	SALA, GABRIELE ITA	9.475	9.500	18.975
47	0066	NISHIKAWA, DAISUKE JPN	9.700	9.275	18.975
50	0095	JONASSON, JOHAN SWE	9.450	9.500	18.950

**Gimnastica - Gimnastica artistica**

Hombres

Concurs 1 (equipos)

Gimnasia - Gimnasia artistica

Hombres

Concurso 1 (equipos)

Gymnastique - Gymnastique artistique

Hommes

Concours 1 (équipes)

Gymnastics - Artistic gymnastics

Men

Competition 1 (team)

Clas. No.	Name	Ctry.	Score IA	Score IB	Total
51 0089	GIUBELLINI, DANIEL	SUI	9.550	9.375	18.925
51 0093	ROTA, FLAVIO	SUI	9.500	9.425	18.925
53 0003	ALEXANDROV, I.VASSILEV	BUL	9.475	9.425	18.900
53 0009	YOVTCHEV, YORDAN Y.	BUL	9.450	9.450	18.900
53 0077	PAE, GIL-SU	PRK	9.400	9.500	18.900
56 0030	DARRIGADE, SEBASTIEN	FRA	9.575	9.300	18.875
56 0031	GUELZEC, FABRICE	FRA	9.500	9.375	18.875
56 0048	ELO, ROBERT	HUN	9.400	9.475	18.875
56 0076	CHO, HUN	PRK	9.425	9.450	18.875
56 0094	WANNER, ERICH	SUI	9.375	9.500	18.875
61 0029	CASIMIR, PATRICE	FRA	9.350	9.450	18.800
61 0098	DIMAS, TRENT	USA	9.325	9.475	18.800
63 0008	LOZANOV, GUEORGUI B.	BUL	9.350	9.425	18.775
63 0101	MINICUCCI JR., DOMINICK	USA	9.425	9.350	18.775
65 0068	HAN, KWANG HO	KOR	9.350	9.400	18.750
65 0086	STROIA, NICU FLORIN	ROM	9.350	9.400	18.750
67 0012	NOLET, ALAN PIERRE	CAN	9.300	9.425	18.725
67 0060	VILIGIARDI, ALEXANDRO	ITA	9.450	9.275	18.725
69 0051	SCHUPKEGEL, KAROLY	HUN	9.200	9.500	18.700
70 0010	HIBBERT, CURTIS MAYFIELD	CAN	9.575	9.100	18.675
71 0092	MUELLER, MARKUS PAUL	SUI	9.275	9.375	18.650
72 0073	YEO, HONG-CHUL	KOR	9.375	9.250	18.625

Classification Pommel Horse

Clas. No.	Name	Ctry.	Score IA	Score IB	Total
1 0022	BLENKI, VALERI	EUN	9.750	9.900	19.650
1 0024	CHTCHERBO, VITALI	EUN	9.775	9.875	19.650
3 0045	WECKER, ANDREAS	GER	9.675	9.875	19.550
4 0013	GUO, LINYAO	CHN	9.700	9.800	19.500
5 0017	LI, JING	CHN	9.650	9.825	19.475
5 0026	KROBTCHINSKI, IGOR	EUN	9.700	9.775	19.475
5 0077	PAE, GIL-SU	PRK	9.700	9.775	19.475
8 0018	LI, XIAOSAHUANG	CHN	9.650	9.800	19.450
9 0104	WALLER, M.CHRIS	USA	9.650	9.775	19.425
10 0063	HATAKEDA, YOSHIKI	JPN	9.600	9.800	19.400
11 0062	CHINEN, TAKASHI	JPN	9.575	9.775	19.350
12 0064	IKETANI, YUKIO	JPN	9.625	9.700	19.325
13 0015	LI, DASHUANG	CHN	9.600	9.700	19.300
14 0014	LI, CHUNYANG	CHN	9.450	9.825	19.275
14 0047	CSOLLANY, SZILVESZTER	HUN	9.625	9.650	19.275
16 0039	BUCHNER, RALF	GER	9.525	9.725	19.250
16 0057	PRETI, BORIS	ITA	9.550	9.700	19.250
16 0083	GHERMAN, MARIUS COSTEL	ROM	9.600	9.650	19.250
19 0084	RIZAN, MARIAN	ROM	9.550	9.675	19.225
20 0056	CENTAZZO, GIANMATTEO	ITA	9.450	9.750	19.200
21 0016	LI, GE	CHN	9.500	9.675	19.175
21 0055	BUCCI, PAOLO	ITA	9.450	9.725	19.175
23 0058	ROSSATO, RUGGERO	ITA	9.475	9.675	19.150
24 0006	KHRISTOZOV, KALOFR P.	BUL	9.475	9.650	19.125
25 0044	WALTHER, OLIVER	GER	9.500	9.600	19.100
26 0020	RODRIGUEZ SADIA, A.	ESP	9.475	9.575	19.050
26 0028	VOROPAEV, ALEKSEI	EUN	9.475	9.575	19.050
26 0059	SALA, GABRIELE	ITA	9.450	9.600	19.050
26 0100	LYNCH, JAIR	USA	9.550	9.500	19.050
26 0101	MINICUCCI JR., DOMINICK	USA	9.425	9.625	19.050
31 0038	THOMAS, NEIL RODERICK	GBR	9.450	9.575	19.025
31 0088	ENGELER, MICHAEL	SUI	9.525	9.500	19.025
33 0049	FAJKUSZ, CSABA	HUN	9.400	9.600	19.000
33 0085	SANDU, ADRIAN	ROM	9.375	9.625	19.000
35 0052	SUPOLA, ZOLTAN	HUN	9.350	9.625	18.975
35 0061	AIHARA, YUTAKA	JPN	9.375	9.600	18.975
37 0009	YOVTCHEV, YORDAN Y.	BUL	9.400	9.550	18.950
38 0007	KOLEV, DEYAN KHRISTOV	BUL	9.500	9.425	18.925

Clas. No.	Name	Ctry.	Score IA	Score IB	Total
73 0100	LYNCH, JAIR	USA	9.525	9.075	18.600
74 0047	CSOLLANY, SZILVESZTER	HUN	9.500	9.075	18.575
75 0001	DOWRICK, BRENNON	AUS	9.400	9.150	18.550
75 0035	COX, DAVID C.	GBR	9.250	9.300	18.550
77 0034	CAMPBELL, MARVIN JULIAN	GBR	8.975	9.550	18.525
77 0097	MODLITBA, MARTIN	TCH	9.150	9.375	18.525
79 0004	DOUNEV, KRASSIMIR N.	BUL	9.475	9.025	18.500
79 0096	BUGAR, ARNOLD	TCH	9.150	9.350	18.500
81 0002	MONTEIRO, MARCO A.	BRA	9.200	9.225	18.425
82 0021	RUBIO ANGUIA, M. ANGEL	ESP	9.500	8.900	18.400
83 0075	LOPEZ GHIGLIAZZA, L. A.	MEX	9.300	9.050	18.350
84 0087	KOLMAN, LOJZE	SLO	8.950	9.325	18.275
85 0017	LI, JING	CHN	9.700	8.475	18.175
85 0090	GRIMM, OLIVER	SUI	9.325	8.850	18.175
87 0011	INGLIS, MIKE T.	CAN	8.950	9.150	18.100
88 0056	CENTAZZO, GIANMATTEO	ITA	9.400	8.625	18.025
89 0105	IBARRONDO, ISIDRO	ARG	9.050	8.900	17.950
90 0033	BOWLER, PAUL MARTIN	GBR	9.525	0.000	9.525
91 0007	KOLEV, DEYAN KHRISTOV	BUL	9.450	0.000	9.450
92 0050	PANCZEL, MIKLOS	HUN	9.400	0.000	9.400
93 0079	COLON ORTIZ, VICTOR	PUR	9.375	0.000	9.375

Clas. No.	Name	Ctry.	Score IA	Score IB	Total
38 0029	CASIMIR, PATRICE	FRA	9.475	9.450	18.925
38 0050	PANCZEL, MIKLOS	HUN	9.275	9.650	18.925
38 0075	LOPEZ GHIGLIAZZA, L. A.	MEX	9.550	9.375	18.925
38 0086	STROIA, NICU FLORIN	ROM	9.350	9.575	18.925
38 0089	GIUBELLINI, DANIEL	SUI	9.375	9.550	18.925
44 0048	ELO, ROBERT	HUN	9.375	9.525	18.900
45 0072	LEE, JOO HYUNG	KOR	9.375	9.500	18.875
46 0082	GAL, ADRIAN-FRANCISC	ROM	9.400	9.450	18.850
46 0095	JONASSON, JOHAN	SWE	9.350	9.500	18.850
46 0103	ROETHLISBERGER, JOHN	USA	9.150	9.700	18.850
49 0001	DOWRICK, BRENNON	AUS	9.500	9.325	18.825
49 0098	DIMAS, TRENT	USA	9.350	9.475	18.825
51 0004	DOUNEV, KRASSIMIR N.	BUL	9.350	9.450	18.800
51 0027	MISIOUTINE, GRIGORI	EUN	9.625	9.175	18.800
51 0042	KROLL, SYLVIO	GER	9.075	9.725	18.800
51 0066	NISHIKAWA, DAISUKE	JPN	9.525	9.275	18.800
55 0021	RUBIO ANGUIA, M. ANGEL	ESP	9.450	9.325	18.775
55 0043	TIPPELT, SVEN	GER	9.250	9.525	18.775
57 0010	HIBBERT, CURTIS MAYFIELD	CAN	9.400	9.350	18.750
57 0068	HAN, KWANG HO	KOR	9.300	9.450	18.750
59 0036	MAY, JAMES MICHAEL	GBR	9.300	9.400	18.700
59 0051	SCHUPKEGEL, KAROLY	HUN	9.250	9.450	18.700
59 0099	KESWICK, SCOTT	USA	9.550	9.150	18.700
62 0040	FRANKE, MARIO	GER	9.050	9.625	18.675
63 0053	KAPLAN, RON	ISR	9.350	9.300	18.650
63 0074	YOO, OK RYUL	KOR	9.300	9.350	18.650
63 0093	ROTA, FLAVIO	SUI	9.250	9.400	18.650
66 0097	MODLITBA, MARTIN	TCH	9.275	9.325	18.600
67 0080	BEJENARU, NICOLAE	ROM	9.050	9.525	18.575
67 0087	KOLMAN, LOJZE	SLO	9.200	9.375	18.575
69 0003	ALEXANDROV, ILIAN V.	BUL	9.100	9.450	18.550
69 0069	HAN, YOON SOO	KOR	9.025	9.525	18.550
69 0092	MUELLER, MARKUS PAUL	SUI	9.250	9.300	18.550
72 0012	NOLET, ALAN PIERRE	CAN	9.050	9.475	18.525
73 0090	GRIMM, OLIVER	SUI	9.025	9.450	18.475
74 0030	DARRIGADE, SEBASTIEN	FRA	9.375	9.075	18.450
75 0023	CHARIPOV, ROUSTAM	EUN	8.775	9.650	18.425
75 0096	BUGAR, ARNOLD	TCH	9.050	9.375	18.425

**Gimnastica - Gimnastica artistica**Homes
Concurs 1 (equips)**Gimnasia - Gimnasia artistica**Hombres
Concurso 1 (equipos)**Gymnastique - Gymnastique artistique**Hommes
Concours 1 (équipes)**Gymnastics - Artistic gymnastics**Men
Competition 1 (team)

Clas. No.	Name	Ctry.	Score IA	Score IB	Total
77 0031	GUELZEC, FABRICE	FRA	9.450	8.900	18.350
78 0073	YEO, HONG-CHUL	KOR	8.950	9.350	18.300
79 0078	SIN, MYONG-SU	PRK	8.875	9.325	18.200
80 0002	MONTEIRO, MARCO A.	BRA	8.775	9.375	18.150
80 0065	MATSUNAGA, MASAYUKI	JPN	8.700	9.450	18.150
82 0076	CHO, HUN	PRK	9.175	8.950	18.125
82 0094	WANNER, ERICH	SUI	8.850	9.275	18.125
84 0070	JUNG, JIN SOO	KOR	9.425	8.650	18.075
85 0060	VILIGIARDI, ALEXANDRO	ITA	8.275	9.550	17.825

Clas. No.	Name	Ctry.	Score IA	Score IB	Total
86 0008	LOZANOV, GUEORGUI B.	BUL	8.350	9.300	17.650
87 0035	COX, DAVID C.	GBR	8.350	9.225	17.575
88 0011	INGLIS, MIKE T.	CAN	8.200	9.200	17.400
89 0034	CAMPBELL, MARVIN JULIAN	GBR	8.575	8.625	17.200
90 0032	BARTLETT, TERRY	GBR	8.425	8.200	16.625
91 0105	IBARRONDO, ISIDRO	ARG	7.725	8.250	15.975
92 0033	BOWLER, PAUL MARTIN	GBR	9.000	0.000	9.000
93 0079	COLON ORTIZ, VICTOR	PUR	8.725	0.000	8.725

Classification Rings

Clas. No.	Name	Ctry.	Score IA	Score IB	Total
1 0024	CHTCHERBO, VITALI	EUN	9.900	9.900	19.800
2 0045	WECKER, ANDREAS	GER	9.900	9.850	19.750
3 0022	BELENKI, VALERI	EUN	9.875	9.800	19.675
3 0047	CSOLLANY, SZILVESZTER	HUN	9.875	9.800	19.675
5 0017	LI, JING	CHN	9.875	9.775	19.650
5 0027	MISIOUTINE, GRIGORI	EUN	9.800	9.850	19.650
7 0018	LI, XIAOSAHUANG	CHN	9.900	9.725	19.625
8 0064	IKETANI, YUKIO	JPN	9.875	9.725	19.600
9 0014	LI, CHUNYANG	CHN	9.800	9.775	19.575
10 0006	KHRISTOZOV, KALO FER P.	BUL	9.800	9.750	19.550
11 0043	TIPPELT, SVEN	GER	9.750	9.750	19.500
12 0026	KOROBTC HINSKI, IGOR	EUN	9.800	9.675	19.475
13 0028	VOPOAEV, ALEKSEI	EUN	9.700	9.750	19.450
13 0040	FRANKE, MARIO	GER	9.750	9.700	19.450
13 0052	SUPOLA, ZOLTAN	HUN	9.800	9.650	19.450
13 0074	YOO, OK RYUL	KOR	9.800	9.650	19.450
17 0066	NISHIKAWA, DAISUKE	JPN	9.775	9.650	19.425
17 0099	KESWICK, SCOTT	USA	9.775	9.650	19.425
19 0016	LI, GE	CHN	9.625	9.775	19.400
20 0057	PRETI, BORIS	ITA	9.700	9.675	19.375
21 0013	GUO, LINYAO	CHN	9.700	9.650	19.350
21 0020	RODRIGUEZ SADIA, A.	ESP	9.775	9.575	19.350
21 0023	CHARIPOV, ROUSTAM	EUN	9.700	9.650	19.350
21 0078	SIN, MYONG-SU	PRK	9.800	9.550	19.350
25 0055	BUCCI, PAOLO	ITA	9.675	9.625	19.300
25 0070	JUNG, JIN SOO	KOR	9.600	9.700	19.300
27 0042	KROLL, SYLVIO	GER	9.700	9.550	19.250
27 0065	MATSUNAGA, MASAYUKI	JPN	9.650	9.600	19.250
29 0103	ROETHLISBERGER, JOHN	USA	9.700	9.525	19.225
29 0104	WALLER, M. CHRIS	USA	9.675	9.550	19.225
31 0062	CHINEN, TAKASHI	JPN	9.650	9.550	19.200
32 0038	THOMAS, NEIL RODERICK	GBR	9.750	9.425	19.175
32 0077	PAE, GIL-SU	PRK	9.750	9.425	19.175
34 0009	YOVTCHIEV, YORDANY.	BUL	9.475	9.675	19.150
34 0039	BUCHNER, RALF	GER	9.650	9.500	19.150
36 0044	WALTHER, OLIVER	GER	9.700	9.425	19.125
36 0061	AIHARA, YUTAKA	JPN	9.500	9.625	19.125
38 0072	LEE, JOO HYUNG	KOR	9.650	9.450	19.100
38 0083	GHERMAN, MARIUS COSTEL	ROM	9.650	9.450	19.100
40 0049	FAJKUSZ, CSABA	HUN	9.600	9.450	19.050
40 0063	HATAKEDA, YOSHIKI	JPN	9.650	9.400	19.050
40 0075	LOPEZ GHIGLIAZZA, LUIS A.	MEX	9.625	9.425	19.050
40 0080	BEJENARU, NICOLAE	ROM	9.525	9.525	19.050
40 0089	GIUBELLINI, DANIEL	SUI	9.550	9.500	19.050
45 0015	LI, DASHUANG	CHN	9.500	9.525	19.025
45 0036	MAY, JAMES MICHAEL	GBR	9.600	9.425	19.025
47 0030	DARRIGADE, SEBASTIEN	FRA	9.600	9.400	19.000

Clas. No.	Name	Ctry.	Score IA	Score IB	Total
47 0051	SCHUPKEGEL, KAROLY	HUN	9.550	9.450	19.000
47 0053	KAPLAN, RON	ISR	9.550	9.450	19.000
47 0058	ROSSATO, RUGGERO	ITA	9.575	9.425	19.000
47 0084	RIZAN, MARIAN	ROM	9.675	9.325	19.000
47 0101	MINICUCCI JR., DOMINICK	USA	9.525	9.475	19.000
53 0021	RUBIO ANGUIA, M. ANGEL	ESP	9.575	9.400	18.975
53 0095	JONASSON, JOHAN	SWE	9.600	9.375	18.975
55 0031	GUELZEC, FABRICE	FRA	9.500	9.450	18.950
55 0048	ELO, ROBERT	HUN	9.550	9.400	18.950
55 0056	CENTAZZO, GIANMATTEO	ITA	9.600	9.350	18.950
55 0069	HAN, YOON SOO	KOR	9.600	9.350	18.950
55 0088	ENGELER, MICHAEL	SUI	9.650	9.300	18.950
60 0029	CASIMIR, PATRICE	FRA	9.600	9.325	18.925
61 0001	DOWRICK BRENNON	AUS	9.600	9.250	18.850
62 0085	SANDU, ADRIAN	ROM	9.525	9.300	18.825
62 0090	GRIMM, OLIVER	SUI	9.450	9.375	18.825
64 0082	GAL, ADRIAN-FRANCISC	ROM	9.450	9.350	18.800
64 0086	STROIA, NICU FLORIN	ROM	9.425	9.375	18.800
66 0068	HAN, KWANG HO	KOR	9.475	9.300	18.775
66 0100	LYNCH, JAIR	USA	9.475	9.300	18.775
68 0050	PANCZEL, MIKLOS	HUN	9.475	9.250	18.725
69 0059	SALA, GABRIELE	ITA	9.600	9.100	18.700
69 0094	WANNER, ERICH	SUI	9.350	9.350	18.700
69 0098	DIMAS, TRENT	USA	9.575	9.125	18.700
72 0010	HIBBERT, CURTIS MAYFIELD	CAN	9.625	9.025	18.650
72 0076	CHO, HUN	PRK	9.475	9.175	18.650
72 0097	MODLITBA, MARTIN	TCH	9.500	9.150	18.650
75 0003	ALEXANDROV, ILIAN V.	BUL	9.325	9.300	18.625
75 0012	NOLET, ALAN PIERRE	CAN	9.325	9.300	18.625
77 0004	DOUNEV, KRASSIMIR N.	BUL	9.650	8.950	18.600
78 0060	VILIGIARDI, ALEXANDRO	ITA	9.325	9.200	18.525
79 0032	BARTLETT, TERRY	GBR	9.400	9.100	18.500
80 0008	LOZANOV, GUEORGUI B.	BUL	9.400	9.075	18.475
80 0093	ROTA, FLAVIO	SUI	9.250	9.225	18.475
82 0034	CAMPBELL, MARVIN JULIAN	GBR	9.325	9.125	18.450
83 0087	KOLMAN, LOJZE	SLO	9.300	9.100	18.400
84 0035	COX, DAVID C.	GBR	9.000	9.275	18.275
84 0096	BUGAR, ARNOLD	TCH	9.300	8.975	18.275
86 0105	IBARRONDO, ISIDRO	ARG	9.025	9.050	18.075
87 0002	MONTEIRO, MARCO A.	BRA	9.200	8.675	17.875
88 0092	MUELLER, MARKUS PAUL	SUI	9.050	8.675	17.725
89 0011	INGLIS, MIKE T.	CAN	9.000	8.575	17.575
90 0073	YEO, HONG-CHUL	KOR	8.150	8.975	17.125
91 0007	KOLEV, DEYAN KHRISTOV	BUL	9.700	0.000	9.700
92 0033	BOWLER, PAUL MARTIN	GBR	9.550	0.000	9.550
93 0079	COLON ORTIZ, VICTOR	PUR	9.225	0.000	9.225

**Gimnastica - Gimnastica artistica**

Homes

Concurs 1 (equips)

Gimnasia - Gimnasia artistica

Hombres

Concurso 1 (equipos)

Gymnastique - Gymnastique artistique

Hommes

Concours 1 (équipes)

Gymnastics - Artistic gymnastics

Men

Competition 1 (team)

Classification Horse Vault

Clas. No.	Name	Ctry.	Score IA	Score IB	Total
1	0027 MISIOUTINE, GRIGORI	EUN	9.725	9.850	19.575
2	0024 CHTCHERBO, VITALI	EUN	9.825	9.700	19.525
3	0074 YOO, OK RYUL	KOR	9.750	9.750	19.500
4	0022 BELENKI, VALERI	EUN	9.650	9.750	19.400
5	0023 CHARIPOV, ROUSTAM	EUN	9.550	9.800	19.350
6	0026 KOROBCHINSKI, IGOR	EUN	9.675	9.625	19.300
7	0042 KROLL, SYLVIO	GER	9.575	9.675	19.250
7	0052 SUPOLA ZOLTAN	HUN	9.700	9.550	19.250
9	0047 CSOLUMMY, SZILVESZTER	HUN	9.650	9.550	19.200
9	0061 AIHARA, YUTAKA	JPN	9.575	9.625	19.200
11	0018 LI, XIAOSAHUANG	CHN	9.475	9.700	19.175
11	0036 MAY, JAMES MICHAEL	GBR	9.625	9.550	19.175
11	0038 THOMAS, NEIL RODERICK	GBR	9.450	9.725	19.175
11	0073 YEO, HONG-CHUL	KOR	9.475	9.700	19.175
11	0083 GHERMAN, MARIUS COSTEL	ROM	9.575	9.600	19.175
16	0039 BUCHNER, RALF	GER	9.550	9.600	19.150
17	0045 WECKER, ANDREAS	GER	9.625	9.500	19.125
17	0065 MATSUNAGA, MASAYUKI	JPN	9.600	9.525	19.125
19	0010 HIBBERT, CURTIS MAYFIELD	CAN	9.600	9.500	19.100
19	0014 LI, CHUNYANG	CHN	9.525	9.575	19.100
19	0058 ROSSATO, RUGGERO	ITA	9.625	9.475	19.100
19	0072 LEE, JOO HYUNG	KOR	9.500	9.600	19.100
23	0064 IKETANI, YUKIO	JPN	9.550	9.525	19.075
23	0066 NISHIKAWA, DAISUKE	JPN	9.625	9.450	19.075
23	0088 ENGELER, MICHAEL	SUI	9.525	9.550	19.075
23	0089 GIUBELLINI, DANIEL	SUI	9.575	9.500	19.075
27	0015 LI, DASHUANG	CHN	9.450	9.600	19.050
27	0055 BUCCI, PAOLO	ITA	9.575	9.475	19.050
27	0062 CHINEN, TAKASHI	JPN	9.525	9.525	19.050
30	0006 KHRISTOZOV, KALOFR P.	BUL	9.525	9.500	19.025
30	0013 GUO, LINYAO	CHN	9.550	9.475	19.025
30	0063 HATAKEDA, YOSHIKI	JPN	9.600	9.425	19.025
33	0020 RODRIGUEZ SADIA, A.	ESP	9.550	9.450	19.000
33	0057 PRETI, BORIS	ITA	9.500	9.500	19.000
33	0097 MODLITBA, MARTIN	TCH	9.475	9.525	19.000
36	0080 BEJENARU, NICOLAE	ROM	9.475	9.500	18.975
37	0059 SALA, GABRIELE	ITA	9.550	9.400	18.950
37	0076 CHO, HUN	PRK	9.600	9.350	18.950
37	0084 RIZAN, MARIAN	ROM	9.525	9.425	18.950
37	0090 GRIMM, OLIVER	SUI	9.500	9.450	18.950
37	0098 DIMAS, TRENT	USA	9.400	9.550	18.950
42	0016 LI, GE	CHN	9.425	9.500	18.925
42	0029 CASIMIR, PATRICE	FRA	9.525	9.400	18.925
42	0030 DARRIGADE, SEBASTIEN	FRA	9.525	9.400	18.925
42	0051 SCHUPKEGEL, KAROLY	HUN	9.550	9.375	18.925
42	0075 LOPEZ GHIGLIAZZA, L. A.	MEX	9.525	9.400	18.925
47	0069 HAN, YOON SOO	KOR	9.450	9.450	18.900

Classification Parallel Bars

Clas. No.	Name	Ctry.	Score IA	Score IB	Total
1	0024 CHTCHERBO, VITALI	EUN	9.900	9.825	19.725
2	0026 KOROBCHINSKI, IGOR	EUN	9.800	9.800	19.600
3	0022 BELENKI, VALERI	EUN	9.800	9.775	19.575
4	0027 MISIOUTINE, GRIGORI	EUN	9.750	9.800	19.550
5	0017 LI, JING	CHN	9.750	9.750	19.500
6	0013 GUO, LINYAO	CHN	9.725	9.700	19.425
7	0018 LI, XIAOSAHUANG	CHN	9.775	9.600	19.375
7	0045 WECKER, ANDREAS	GER	9.700	9.675	19.375
9	0028 VOROPAEV, ALEKSEI	EUN	9.650	9.700	19.350
9	0065 MATSUNAGA, MASAYUKI	JPN	9.575	9.775	19.350

Clas. No.	Name	Ctry.	Score IA	Score IB	Total
47	0070 JUNG, JIN SOO	KOR	9.425	9.475	18.900
49	0001 DOWRICK BRENNON	AUS	9.425	9.450	18.875
49	0044 WALTHER, OLIVER	GER	9.475	9.400	18.875
49	0082 GAL, ADRIAN-FRANCISC	ROM	9.675	9.200	18.875
49	0103 ROETHLISBERGER, JOHN	USA	9.375	9.500	18.875
53	0060 VILIGIARDI, ALEXANDRO	ITA	9.525	9.325	18.850
53	0095 JONASSON, JOHAN	SWE	9.450	9.400	18.850
55	0033 BOWLER, PAUL MARTIN	GBR	9.425	9.400	18.825
55	0048 ELO, ROBERT	HUN	9.525	9.300	18.825
55	0078 SIN, MYONG-SU	PRK	9.550	9.275	18.825
58	0004 DOUNEV, KRASSIMIR N.	BUL	9.450	9.350	18.800
58	0009 YOVTCHEV, YORDAN Y.	BUL	9.425	9.375	18.800
60	0053 KAPLAN, RON	ISR	9.450	9.325	18.775
61	0049 FAJKUSZ, CSABA	HUN	9.425	9.325	18.750
61	0077 PAE, GIL-SU	PRK	9.450	9.300	18.750
63	0092 MUELLER, MARKUS PAUL	SUI	9.375	9.350	18.725
63	0094 WANNER, ERICH	SUI	9.350	9.375	18.725
65	0031 GUELZEC, FABRICE	FRA	9.400	9.300	18.700
65	0087 KOLMAN, LOJZE	SLO	9.425	9.275	18.700
67	0035 COX, DAVID C.	GBR	9.350	9.325	18.675
67	0079 COLON ORTIZ, VICTOR	PUR	9.275	9.400	18.675
67	0101 MINICUCCI JR., DOMINICK	USA	9.325	9.350	18.675
70	0007 KOLEV, DEYAN KHRISTOV	BUL	9.200	9.450	18.650
70	0028 VOROPAEV, ALEKSEI	EUN	9.000	9.650	18.650
70	0043 TIPPELT, SVEN	GER	9.525	9.125	18.650
73	0068 HAN, KWANG HO	KOR	9.200	9.425	18.625
74	0012 NOLET, ALAN PIERRE	CAN	9.400	9.200	18.600
74	0017 LI, JING	CHN	9.050	9.550	18.600
74	0032 BARTLETT, TERRY	GBR	9.500	9.100	18.600
74	0096 BUGAR, ARNOLD	TCH	9.450	9.150	18.600
78	0011 INGLIS, MIKE T.	CAN	9.225	9.350	18.575
79	0003 ALEXANDROV, ILIAN V.	BUL	9.500	9.050	18.550
79	0104 WALLER, M. CHRIS	USA	9.025	9.525	18.550
79	0105 IBARRONDO, ISIDRO	ARG	9.275	9.275	18.550
82	0056 CENTAZZO, GIANMATTEO	ITA	9.275	9.250	18.525
82	0099 KESWICK, SCOTT	USA	9.525	9.000	18.525
84	0040 FRANKE, MARIO	GER	9.350	9.150	18.500
85	0086 STROIA, NICU FLORIN	ROM	9.150	9.325	18.475
85	0093 ROTA, FLAVIO	SUI	9.400	9.075	18.475
87	0034 CAMPBELL, MARVIN JULIAN	GBR	9.050	9.400	18.450
88	0050 PANCZEL, MIKLOS	HUN	9.575	8.850	18.425
89	0002 MONTEIRO, MARCO A.	BRA	9.300	9.000	18.300
90	0085 SANDU, ADRIAN	ROM	9.400	8.875	18.275
91	0021 RUBIO ANGUIA, M. A.	ESP	9.325	8.500	17.825
92	0100 LYNCH, JAIR	USA	8.975	8.800	17.775
93	0008 LOZANOV, GUEORGUI B.	BUL	0.000	9.375	9.375

**Gimnastica - Gimnastica artistica**

Hombres

Concurs 1 (equipos)

Gimnasia - Gimnasia artistica

Hombres

Concurso 1 (equipos)

Gymnastique - Gymnastique artistique

Hommes

Concours 1 (équipes)

Gymnastics - Artistic gymnastics

Men

Competition 1 (team)

Clas. No.	Name	Ctry.	Score IA	Score IB	Total
20	0052 SUPOLA, ZOLTAN	HUN	9.525	9.650	19.175
22	0042 KROLL, SYLVIO	GER	9.650	9.500	19.150
22	0057 PRETI, BORIS	ITA	9.475	9.675	19.150
24	0006 KHRISTOZOV, K. PETROV	BUL	9.525	9.600	19.125
24	0069 HAN, YOON SOO	KOR	9.475	9.650	19.125
24	0083 GHERMAN, MARIUS COSTEL	ROM	9.525	9.600	19.125
24	0084	ROM	9.550	9.575	19.125
24	0104 WALLER, M.CHRIS	USA	9.600	9.525	19.125
29	0029 CASIMIR, PATRICE	FRA	9.575	9.525	19.100
29	0070 JUNG, JIN SOO	KOR	9.500	9.600	19.100
31	0039 BUCHNER, RALF	GER	9.525	9.550	19.075
32	0044 WALTHER, OLIVER	GER	9.575	9.475	19.050
32	0060 VILIGIARDI, ALEXANDRO	ITA	9.475	9.575	19.050
32	0088 ENGELER, MICHAEL	SUI	9.550	9.500	19.050
32	0099 KESWICK, SCOTT	USA	9.575	9.475	19.050
36	0010 HIBBERT, CURTIS MAYFIELD	CAN	9.550	9.475	19.025
37	0020 RODRIGUEZ SADIA, A.	ESP	9.475	9.525	19.000
38	0016 LI, GE	CHN	9.475	9.500	18.975
38	0082 GAL, ADRIAN-FRANCISC	ROM	9.450	9.525	18.975
38	0089 GIUBELLINI, DANIEL	SUI	9.475	9.500	18.975
41	0015 LI, DASHUANG	CHN	9.525	9.425	18.950
41	0098 DIMAS, TRENT	USA	9.625	9.325	18.950
43	0038 THOMAS, NEIL RODERICK	GBR	9.550	9.375	18.925
43	0050 PANCZEL, MIKLOS	HUN	9.400	9.525	18.925
43	0080 BEJENARU, NICOLAE	ROM	9.450	9.475	18.925
46	0030 DARRIGADE, SEBASTIEN	FRA	9.400	9.500	18.900
46	0036 MAY, JAMES MICHAEL	GBR	9.450	9.450	18.900
46	0043 TIPPELT, SVEN	GER	9.525	9.375	18.900
49	0047 CSOLLANY, SZILVESZTER	HUN	9.350	9.500	18.850
49	0058 ROSSATO, RUGGERO	ITA	9.450	9.400	18.850
49	0101 MINICUCCI JR., DOMINICK	USA	9.425	9.425	18.850
52	0007 KOLEV, DEYAN KHRISTOV	BUL	9.400	9.425	18.825
52	0074 YOO, OK RYUL	KOR	9.450	9.375	18.825
54	0021 RUBIO ANQUITA, M. ANGEL	ESP	9.425	9.375	18.800
54	0059 SALA, GABRIELE	ITA	9.325	9.475	18.800
54	0068 HAN, KWANG HO	KOR	9.300	9.500	18.800
54	0103 ROETHLISBERGER, JOHN	USA	9.500	9.300	18.800

Classification Horizontal Bar

Clas. No.	Name	Ctry.	Score IA	Score IB	Total
1	0027 MISIOUTINE, GRIGORI	EUN	9.800	9.900	19.700
2	0045 WECKER, ANDREAS	GER	9.800	9.800	19.600
3	0017 LI, JING	CHN	9.825	9.725	19.550
4	0022 BELENKI, VALERI	EUN	9.825	9.700	19.525
5	0066 NISHIKAWA, DAISUKE	JPN	9.750	9.725	19.475
6	0098 DIMAS, TRENT	USA	9.725	9.725	19.450
7	0013 GUO, LINYAO	CHN	9.725	9.700	19.425
8	0018 LI, XIAOSAHUANG	CHN	9.725	9.675	19.400
8	0063 HATAKEDA, YOSHIKI	JPN	9.750	9.650	19.400
8	0077 PAE, GIL-SU	PRK	9.800	9.600	19.400
11	0020 RODRIGUEZ SADIA, ALFONSO	ESP	9.750	9.625	19.375
11	0024 CHTCHERBO, VITALI	EUN	9.700	9.675	19.375
11	0083 GHERMAN, MARIUS COSTEL	ROM	9.675	9.700	19.375
14	0057 PRETI, BORIS	ITA	9.725	9.625	19.350
15	0049 FAJKUSZ, CSABA	HUN	9.700	9.625	19.325
15	0100 LYNCH, JAIR	USA	9.650	9.675	19.325
17	0016 LI, GE	CHN	9.675	9.575	19.250
17	0044 WALTHER, OLIVER	GER	9.525	9.725	19.250
17	0062 CHINEN, TAKASHI	JPN	9.725	9.525	19.250
17	0065 MATSUNAGA, MASAYUKI	JPN	9.725	9.525	19.250
17	0086 STROIA, NICU FLORIN	ROM	9.550	9.700	19.250
17	0104 WALLER, M.CHRIS	USA	9.650	9.600	19.250
23	0010 HIBBERT, CURTIS MAYFIELD	CAN	9.700	9.525	19.225

Clas. No.	Name	Ctry.	Score IA	Score IB	Total
58	0004 DOUNEV, KRASSIMIR N.	BUL	9.375	9.400	18.775
58	0009 YOVTSCHEV, YORDAN Y.	BUL	9.450	9.325	18.775
58	0049 FAJKUSZ, CSABA	HUN	9.325	9.450	18.775
61	0077 PAE, GIL-SU	PRK	9.400	9.325	18.725
61	0086 STROIA, NICU FLORIN	ROM	9.350	9.375	18.725
61	0090 GRIMM, OLIVER	SUI	9.350	9.375	18.725
64	0076 CHO, HUN	PRK	9.300	9.400	18.700
65	0031 GUELZEC, FABRICE	FRA	9.475	9.200	18.675
65	0095 JONASSON, JOHAN	SWE	9.275	9.400	18.675
67	0032 BARTLETT, TERRY	GBR	9.300	9.350	18.650
67	0073 YEO, HONG-CHUL	KOR	9.325	9.325	18.650
67	0085 SANDU, ADRIAN	ROM	9.300	9.350	18.650
67	0087 KOLMAN, LOJZE	SLO	9.200	9.450	18.650
71	0053 KAPLAN, RON	ISR	9.350	9.275	18.625
71	0097 MODLITBA, MARTIN	TCH	9.050	9.575	18.625
73	0075 LOPEZ GHIGLIAZZA, L. A.	MEX	9.400	9.200	18.600
74	0096 BUGAR, ARNOLD	TCH	9.150	9.375	18.525
75	0001 DOWRICK, BRENNON	AUS	9.175	9.325	18.500
75	0078 SIN, MYONG-SU	PRK	9.100	9.400	18.500
77	0002 MONTEIRO, MARCO A.	BRA	9.200	9.250	18.450
77	0056 CENTAZZO, GIANMATTEO	ITA	9.325	9.125	18.450
79	0003 ALEXANDROV, ILIAN V.	BUL	9.325	9.100	18.425
80	0040 FRANKE, MARIO	GER	9.575	8.800	18.375
81	0092 MUELLER, MARKUS PAUL	SUI	8.900	9.425	18.325
81	0093 ROTA, FLAVIO	SUI	8.950	9.375	18.325
83	0094 WANNER, ERICH	SUI	8.975	9.325	18.300
84	0051 SCHUPKEGEL, KAROLY	HUN	9.200	9.025	18.225
85	0105 IBARRONDO, ISIDRO	ARG	9.000	9.125	18.125
86	0011 INGLIS, MIKE T.	CAN	8.800	9.275	18.075
87	0012 NOLET, ALAN PIERRE	CAN	9.225	8.825	18.050
88	0008 LOZANOV, GUEORGUI B.	BUL	9.100	8.850	17.950
89	0035 COX, DAVID C.	GBR	8.500	9.100	17.600
90	0048 ELO, ROBERT	HUN	8.250	9.150	17.400
91	0034 CAMPBELL, MARVIN JULIAN	GBR	8.750	8.450	17.200
92	0079 COLON ORTIZ, VICTOR	PUR	9.225	0.000	9.225
93	0033 BOWLER, PAUL MARTIN	GBR	9.150	0.000	9.150

Clas. No.	Name	Ctry.	Score IA	Score IB	Total
23	0014 LI, CHUNYANG	CHN	9.700	9.525	19.225
23	0028 VOPOAEV, ALEKSEI	EUN	9.625	9.600	19.225
23	0055 BUCCI, PAOLO	ITA	9.700	9.525	19.225
23	0097 MODLITBA, MARTIN	TCH	9.675	9.550	19.225
28	0050 PANCZEL, MIKLOS	HUN	9.700	9.500	19.200
28	0069 HAN, YOON SOO	KOR	9.650	9.550	19.200
28	0103 ROETHLISBERGER, JOHN	USA	9.675	9.525	19.200
31	0006 KHRISTOZOV, KALO FER P.	BUL	9.700	9.475	19.175
31	0023 CHARIPOV, ROUSTAM	EUN	9.675	9.500	19.175
31	0030 DARRIGADE, SEBASTIEN	FRA	9.750	9.425	19.175
31	0052 SUPOLA, ZOLTAN	HUN	9.575	9.600	19.175
35	0026 KOROBCHINSKI, IGOR	EUN	9.750	9.400	19.150
35	0040 FRANKE, MARIO	GER	9.700	9.450	19.150
35	0042 KROLL, SYLVIO	GER	9.575	9.575	19.150
35	0074 YOO, OK RYUL	KOR	9.625	9.525	19.150
35	0084 RIZAN, MARIAN	ROM	9.600	9.550	19.150
40	0001 DOWRICK, BRENNON	AUS	9.650	9.475	19.125
40	0007 KOLEV, DEYAN KHRISTOV	BUL	9.650	9.475	19.125
40	0015 LI, DASHUANG	CHN	9.525	9.600	19.125
43	0029 CASIMIR, PATRICE	FRA	9.700	9.375	19.075
43	0075 LOPEZ GHIGLIAZZA, L. A.	MEX	9.625	9.450	19.075
45	0031 GUELZEC, FABRICE	FRA	9.575	9.475	19.050
46	0008 LOZANOV, GUEORGUI B.	BUL	9.550	9.475	19.025

**Gimnastica - Gimnastica artistica**

Homes

Concurs 1 (equips)

Gimnasia - Gimnasia artistica

Hombres

Concurso 1 (equipos)

Gymnastique - Gymnastique artistique

Hommes

Concours 1 (équipes)

Gymnastics - Artistic gymnastics

Men

Competition 1 (team)

Clas. No.	Name	Ctry.	Score IA	Score IB	Total
46 0038	THOMAS, NEIL RODERICK	GBR	9.500	9.525	19.025
46 0061	AIHARA, YUTAKA	JPN	9.675	9.350	19.025
46 0085	SANDU, ADRIAN	ROM	9.650	9.375	19.025
50 0056	CENTAZZO, GIANMATTEO	ITA	9.475	9.500	18.975
51 0003	ALEXANDROV, ILIAN V.	BUL	9.550	9.400	18.950
51 0043	TIPPELT, SVEN	GER	9.600	9.350	18.950
53 0032	BARTLETT, TERRY	GBR	9.525	9.400	18.925
53 0047	CSOLLANY, SZILVESZTER	HUN	9.525	9.400	18.925
53 0058	ROSSATO, RUGGERO	ITA	9.600	9.325	18.925
56 0048	ELO, ROBERT	HUN	9.500	9.400	18.900
56 0070	JUNG, JIN SOO	KOR	9.750	9.150	18.900
58 0060	VILIGIARDI, ALEXANDRO	ITA	9.550	9.325	18.875
58 0096	BUGAR, ARNOLD	TCH	9.400	9.475	18.875
60 0090	GRIMM, OLIVER	SUI	9.450	9.400	18.850
61 0072	LEE, JOO HYUNG	KOR	9.775	9.050	18.825
62 0095	JONASSON, JOHAN	SWE	9.675	9.125	18.800
63 0105	IBARRONDO, ISIDRO	ARG	9.525	9.250	18.775
64 0039	BUCHNER, RALF	GER	9.675	9.075	18.750
65 0082	GAL, ADRIAN-FRANCISC	ROM	9.375	9.350	18.725
66 0099	KESWICK, SCOTT	USA	9.700	9.000	18.700
67 0012	NOLET, ALAN PIERRE	CAN	9.575	9.075	18.650
67 0064	IKETANI, YUKIO	JPN	9.000	9.650	18.650
67 0068	HAN, KWANG HO	KOR	9.250	9.400	18.650
67 0073	YEO, HONG-CHUL	KOR	9.325	9.325	18.650

Clas. No.	Name	Ctry.	Score IA	Score IB	Total
67 0088	ENGELER, MICHAEL	SUI	9.675	8.975	18.650
72 0093	ROTA, FLAVIO	SUI	9.325	9.300	18.625
73 0059	SALA, GABRIELE	ITA	9.450	9.150	18.600
73 0101	MINICUCCI JR., DOMINICK	USA	9.650	8.950	18.600
75 0021	RUBIO ANGUIA, M. ANGEL	ESP	9.525	9.025	18.550
76 0080	BEJENARU, NICOLAE	ROM	9.375	9.100	18.475
77 0004	DOUNEV, KRASSIMIR N.	BUL	9.125	9.300	18.425
77 0009	YOVTCHEV, YORDAN Y.	BUL	9.550	8.875	18.425
79 0036	MAY, JAMES MICHAEL	GBR	9.600	8.800	18.400
80 0002	MONTEIRO, MARCO A.	BRA	9.375	9.000	18.375
81 0087	KOLMAN, LOJZE	SLO	9.450	8.825	18.275
82 0076	CHO, HUN	PRK	9.700	8.550	18.250
83 0035	COX, DAVID C.	GBR	8.800	9.400	18.200
83 0094	WANNER, ERICH	SUI	9.300	8.900	18.200
85 0011	INGLIS, MIKE T.	CAN	9.450	8.725	18.175
86 0051	SCHUPKEGEL, KAROLY	HUN	9.375	8.725	18.100
86 0053	KAPLAN, RON	ISR	9.475	8.625	18.100
88 0089	GIUBELLINI, DANIEL	SUI	8.550	9.525	18.075
89 0078	SIN, MYONG-SU	PRK	8.800	9.250	18.050
90 0092	MUELLER, MARKUS PAUL	SUI	9.125	8.750	17.875
91 0034	CAMPBELL, MARVIN JULIAN	GBR	8.450	8.700	17.150
92 0033	BOWLER, PAUL MARTIN	GBR	9.450	0.000	9.450
93 0079	COLON ORTIZ, VICTOR	PUR	9.350	0.000	9.350

**Gimnastica - Gimnastica artistica**

Homes

Concurs II (individual)

Gimnasia - Gimnasia artistica

Hombres

Concurso II (individual)

Gymnastique - Gymnastique artistique

Hommes

Concours II (individuel)

Gymnastics - Artistic gymnastics

Men

Competition II (individual)

Indiv. all-round comp.**Final**

Clas. No.	Name	Ctry.	Floor	Pomm.H.	Rings	Horse V.	P. Bars	Hor. Bar	Total
1 0024	CHTCHERBO, VITALI	EUN	9.875	9.875	9.900	9.800	9.800	9.775	59.025
2 0027	MISIOUTINE, GRIGORI	EUN	9.825	9.775	9.800	9.825	9.800	9.900	58.925
3 0022	BELENKI, VALERI	EUN	9.825	9.850	9.775	9.575	9.825	9.775	58.625
4 0045	WECKER, ANDREAS	GER	9.700	9.850	9.800	9.550	9.700	9.850	58.450
5 0018	LI, XIAOSAHUANG	CHN	9.825	9.750	9.700	9.625	9.650	9.600	58.150
6 0013	GUO, LINYAO	CHN	9.650	9.800	9.600	9.550	9.675	9.650	57.925
7 0083	GHERMAN, M. C.	ROM	9.525	9.675	9.400	9.725	9.675	9.700	57.700
8 0072	LEE, JOO HYUNG	KOR	9.600	9.625	9.475	9.600	9.575	9.800	57.675
9 0069	HAN, YOON SOO	KOR	9.550	9.650	9.475	9.600	9.650	9.725	57.650
9 0047	CSOLLANY, SZILVESZTER	HUN	9.625	9.675	9.675	9.550	9.550	9.575	57.650
11 0006	KHRISTOZOV, K. P.	BUL	9.575	9.700	9.650	9.550	9.550	9.575	57.600
12 0052	SUPOLA, ZOLTAN	HUN	9.600	9.575	9.475	9.650	9.600	9.650	57.550
13 0044	WALTHER, OLIVER	GER	9.325	9.625	9.500	9.625	9.600	9.800	57.475
13 0063	HATAKEDA, YOSHIKI	JPN	9.625	9.725	9.300	9.475	9.750	9.600	57.475
15 0055	BUCCI, PAOLO	ITA	9.500	9.675	9.650	9.475	9.575	9.550	57.425
16 0057	PRETI, BORIS	ITA	9.575	9.400	9.625	9.600	9.500	9.575	57.275
16 0020	RODRIGUEZ SADIA, A.	ESP	9.600	9.650	9.675	9.600	9.650	9.100	57.275

Clas. No.	Name	Ctry.	Floor	Pomm.H.	Rings	Horse V.	P. Bars	Hor. Bar	Total
18 0014	LI, CHUNYANG	CHN	9.700	9.750	9.700	9.575	9.600	8.875	57.200
19 0099	KESWICK, SCOTT	USA	9.400	9.700	9.600	9.725	9.625	9.050	57.100
20 0038	THOMAS, NEIL R.	GBR	9.800	9.275	9.450	9.650	9.275	9.600	57.050
20 0082	GAL, ADRIAN-F.	ROM	9.675	9.525	9.400	9.800	9.550	9.100	57.050
22 0058	ROSSATO, RUGGERO	ITA	9.600	9.675	9.525	9.350	9.350	9.500	57.000
23 0064	IKETANI, YUKIO	JPN	9.725	9.725	9.050	9.525	9.725	9.150	56.900
23 0074	YOO, OK RYUL	KOR	9.800	9.500	9.525	9.625	9.450	9.000	56.900
25 0088	ENGELER, MICHAEL	SUI	9.675	9.575	9.300	9.575	9.425	9.275	56.825
26 0042	KROLL, SYLVIO	GER	9.275	9.800	9.575	9.425	9.500	9.125	56.700
27 0062	CHINEN, TAKASHI	JPN	9.575	9.125	9.550	9.375	9.625	9.425	56.675
28 0049	FAJKUSZ, CSABA	HUN	9.625	9.550	9.400	9.350	8.900	9.725	56.550
29 0077	PAE, GIL-SU	PRK	9.300	9.875	9.425	9.350	9.625	8.950	56.525
30 0084	RIZAN, MARIAN	ROM	9.125	9.700	9.175	9.450	9.625	9.400	56.475
31 0029	CASIMIR, PATRICE	FRA	9.475	9.650	9.475	9.575	8.675	9.575	56.425
32 0030	DARRIGADE, SEBASTIEN	FRA	9.600	9.150	9.250	9.500	9.425	9.450	56.375
33 0036	MAY, JAMES MICHAEL	GBR	9.650	9.450	9.325	9.075	9.325	9.525	56.350
34 0103	ROETHLISBERGER, JOHN	USA	8.400	9.700	9.525	9.500	9.425	9.550	56.100



Gimnàstica - Gimnàstica artística
Homes
Concurs II (individual)

Gimnasia - Gimnasia artística
Hombres
Concurso II (individual)

Gymnastique - Gymnastique artistique
Hommes
Concours II (individuel)

Gymnastics - Artistic gymnastics
Men
Competition II (individual)

Clas. No.	Name	Ctry.	Floor	Pomm.H.	Rings	Horse V.	P. Bars	Hor. Bar	Total
35	0104 WALLER, M.CHRIS	USA	8.575	9.125	9.450	9.375	9.600	9.675	55.800

Clas. No.	Name	Ctry.	Floor	Pomm.H.	Rings	Horse V.	P. Bars	Hor. Bar	Total
36	0010 HIBBERT, CURTIS M.	CAN	8.200	9.300	9.025	9.050	9.500	9.050	54.125



Gimnàstica - Gimnàstica artística
Homes
Concurs III (finals per aparells)

Gimnasia - Gimnasia artística
Hombres
Concurso III (finales por aparatos)

Gymnastique - Gymnastique artistique
Hommes
Concours III (finales aux engins)

Gymnastics - Artistic gymnastics
Men
Competition III (apparatus finals)

Floor Exercises
Final

Clas.	No.	Name	Ctry.	Score IB	Score
1	Gold	0018 LI, XIAOSAHUANG	CHN	9.700	9.925
2	Silver	0064 IKETANI, YUKIO	JPN	9.775	9.787
2	Silver	0027 MISIOUTINE, GRIGORI	EUN	9.900	9.787
4		0074 YOO, OK RYUL	KOR	9.775	9.775
5		0061 AIHARA, YUTAKA	JPN	9.750	9.737
6		0024 CHTCHERBO, VITALI	EUN	9.900	9.712
7		0045 WECKER, ANDREAS	GER	9.725	9.687
8		0014 LI, CHUNYANG	CHN	9.700	9.387

Pommel Horse
Final

Clas.	No.	Name	Ctry.	Score IB	Score
1	Gold	0024 CHTCHERBO, VITALI	EUN	9.875	9.925
1	Gold	0077 PAE, GIL-SU	PRK	9.775	9.925
3	Bronze	0045 WECKER, ANDREAS	GER	9.875	9.887
4		0013 GUO, LINYAO	CHN	9.800	9.875
5		0104 WALLER, M.CHRIS	USA	9.775	9.825
6		0063 HATAKEDA, YOSHIAKI	JPN	9.800	9.775
7		0017 LI, JING	CHN	9.825	9.250
7		0022 BELENKI, VALERI	EUN	9.900	9.250

Rings
Final

Clas.	No.	Name	Ctry.	Score IB	Score
1	Gold	0024 CHTCHERBO, VITALI	EUN	9.900	9.937
2	Silver	0017 LI, JING	CHN	9.775	9.875
3	Bronze	0045 WECKER, ANDREAS	GER	9.850	9.862
3	Bronze	0018 LI, XIAOSAHUANG	CHN	9.725	9.862
5		0022 BELENKI, VALERI	EUN	9.800	9.825
6		0047 CSOLLANY, S.	HUN	9.800	9.800
7		0064 IKETANI, YUKIO	JPN	9.725	9.762
8		0006 KHRISTOZOV, K. P.	BUL	9.750	9.750

Horse Vault
Final

Clas.	No.	Name	Ctry.	Score IB	Score
1	Gold	0024 CHTCHERBO, VITALI	EUN	9.700	9.856
2	Silver	0027 MISIOUTINE, GRIGORI	EUN	9.850	9.781
3	Bronze	0074 YOO, OK RYUL	KOR	9.750	9.762
4		0018 LI, XIAOSAHUANG	CHN	9.700	9.731
5		0052 SUPOLA, ZOLTAN	HUN	9.550	9.674
6		0042 KROLL, SYLVIO	GER	9.675	9.662
7		0047 CSOLLANY, S.	HUN	9.550	9.524
8		0061 AIHARA, YUTAKA	JPN	9.625	9.450

Parallel Bars
Final

Clas.	No.	Name	Ctry.	Score IB	Score
1	Gold	0024 CHTCHERBO, VITALI	EUN	9.825	9.900
2	Silver	0017 LI, JING	CHN	9.750	9.812
3	Bronze	0026 KROBTCHINSKI, IGOR	EUN	9.800	9.800
3	Bronze	0013 GUO, LINYAO	CHN	9.700	9.800
3	Bronze	0065 MATSUNAGA, MASAYUKI	JPN	9.775	9.800
6		0100 LYNCH, JAIR	USA	9.700	9.712
7		0045 WECKER, ANDREAS	GER	9.675	9.612
8		0066 NISHIKAWA, DAISUKE	JPN	9.625	9.575

Horizontal Bar
Final

Clas.	No.	Name	Ctry.	Score IB	Score
1	Gold	0098 DIMAS, TRENT	USA	9.725	9.875
2	Silver	0045 WECKER, ANDREAS	GER	9.800	9.837
2	Silver	0027 MISIOUTINE, GRIGORI	EUN	9.900	9.837
4		0013 GUO, LINYAO	CHN	9.700	9.812
5		0066 NISHIKAWA, DAISUKE	JPN	9.725	9.787
5		0022 BELENKI, VALERI	EUN	9.700	9.787
5		0063 HATAKEDA, YOSHIAKI	JPN	9.650	9.787
8		0017 LI, JING	CHN	9.725	6.425

**Gimnàstica - Gimnastica artistica**

Dones

Concurs 1 (equipos)

Gimnasia - Gimnasia artistica

Mujeres

Concurso 1 (equipos)

Gymnastique - Gymnastique artistique

Dames

Concours 1 (équipes)

Gymnastics - Artistic gymnastics

Women

Competition 1 (team)

Team competition

Clas. Team	Floor B. Beam Horse V. A. Bars				Total	
	Score					
1 EUN Unified Team	98.860	98.960	98.748	99.098	395.666	Gold
2 ROM Romania	98.935	98.986	98.184	98.974	395.079	Silver
3 USA United States of America	99.111	98.722	98.048	98.823	394.704	Bronze
4 CHN People's Republic of China	97.960	98.736	98.410	98.035	392.941	
5 ESP Spain	98.059	98.360	97.123	97.886	391.428	
6 HUN Hungary	98.097	97.661	95.208	97.636	388.602	

Clas. Team	Floor B. Beam Horse V. A. Bars				Total
	Score				
7 AUS Australia	97.160	98.134	95.860	96.348	387.502
8 FRA France	97.322	96.522	95.635	96.573	386.052
9 GER Germany	97.672	95.683	95.647	96.873	385.875
10 CAN Canada	97.310	96.572	95.036	96.534	385.452
11 PRK D.P.R. of Korea	96.960	98.223	94.747	95.373	385.303
12 BUL Bulgaria	96.610	97.059	94.897	96.299	384.865

Individual classification

Clas. No.	Ctry.	Floor B. Beam Horse V. A. Bars				Total
		Score / Classification				
1	0303 USA	19.875	19.862	19.787	19.787	79.311
		1	3	3	8	
2	0240 EUN	19.800	19.787	19.800	19.900	79.287
		8	10	2	1	
3	0289 ROM	19.749	19.800	19.762	19.900	79.211
		16	8	5	1	
4	0292 ROM	19.837	19.862	19.637	19.862	79.198
		4	3	13	3	
5	0244 EUN	19.824	19.774	19.787	19.737	79.122
		5	13	3	12	
6	0304 USA	19.824	19.737	19.712	19.725	78.998
		5	17	7	14	
7	0290 ROM	19.812	19.737	19.550	19.787	78.886
		7	17	19	8	
8	0241 EUN	19.699	19.750	19.662	19.774	78.885
		20	14	11	10	
9	0242 EUN	19.787	19.899	19.312	19.850	78.848
		9	1	37	5	
10	0214 BUL	19.762	19.675	19.574	19.762	78.773
		13	26	16	11	
11	0291 ROM	19.737	19.750	19.574	19.700	78.761
		17	14	16	17	
12	0306 USA	19.850	19.787	19.262	19.850	78.749
		3	10	42	5	
13	0231 CHN	19.650	19.700	19.725	19.662	78.737
		23	23	6	19	
14	0305 USA	19.787	19.699	19.525	19.724	78.735
		9	25	20	15	
15	0229 CHN	19.624	19.824	19.812	19.474	78.734
		29	6	1	33	
16	0270 HUN	19.862	19.775	19.199	19.862	78.698
		2	12	47	3	

Clas. No.	Ctry.	Floor B. Beam Horse V. A. Bars				Total
		Score/Classification				
17	0293 ROM	19.750	19.599	19.574	19.700	78.623
		14	37	16	17	
18	0228 CHN	19.625	19.712	19.699	19.562	78.598
		27	21	8	27	
19	0294 ROM	19.737	19.837	19.349	19.662	78.585
		17	5	34	19	
20	0227 CHN	19.587	19.800	19.524	19.625	78.536
		32	8	21	22	
21	0234 ESP	19.549	19.812	19.425	19.650	78.436
		39	7	28	21	
22	0243 EUN	19.637	19.750	19.687	19.337	78.411
		24	14	9	43	
23	0268 HUN	19.687	19.700	19.449	19.550	78.386
		21	23	26	28	
24	0264 GUA	19.587	19.599	19.637	19.550	78.373
		32	37	13	28	
25	0224 CAN	19.712	19.625	19.437	19.587	78.361
		19	32	27	24	
26	0302 USA	19.662	19.574	19.387	19.737	78.360
		22	41	32	12	
27	0226 CHN	19.399	19.575	19.650	19.574	78.198
		68	40	12	26	
28	0300 USA	19.775	19.637	19.362	19.387	78.161
		11	30	33	42	
29	0235 ESP	19.587	19.249	19.599	19.712	78.147
		32	58	15	16	
30	0246 EUN	19.750	18.849	19.675	19.837	78.111
		14	77	10	7	
31	0233 ESP	19.625	19.625	19.275	19.537	78.062
		27	32	40	30	
32	0239 ESP	19.774	19.737	19.487	19.037	78.035
		12	17	22	71	



Gimnàstica - Gimnàstica artística

Dones

Concurs 1 (equips)

Gimnasia - Gimnasia artística

Mujeres

Concurso 1 (equipos)

Gymnastique - Gymnastique artistique

Dames

Concours 1 (équipes)

Gymnastics - Artistic gymnastics

Women

Competition 1 (team)

Clas. No.	Ctry.	Floor B. Beam Horse V. A. Bars				Total
		Score / Classification				
33	0206 AUS	19.249	19.712	19.462	19.512	77.935
		80	21	24	31	
34	0261 GER	19.624	19.574	19.012	19.587	77.797
		29	41	53	24	
35	0232 CHN	19.399	19.625	19.412	19.337	77.773
		67	32	29	43	
36	0248 FRA	19.637	19.437	19.137	19.450	77.661
		24	48	49	36	
37	0250 FRA	19.437	19.587	19.262	19.325	77.611
		61	39	42	46	
37	0283 PRK	19.525	19.737	19.412	18.937	77.611
		43	17	29	79	
39	0203 AUS	19.487	19.649	19.475	18.937	77.548
		49	29	23	79	
40	0260 GER	19.362	19.437	19.249	19.412	77.460
		72	48	44	38	
41	0217 BUL	19.450	19.062	19.337	19.600	77.449
		59	68	35	23	
42	0237 ESP	19.474	19.624	18.837	19.462	77.397
		51	35	67	35	
43	0251 FRA	19.399	19.662	18.924	19.299	77.284
		68	28	59	47	
44	0286 PRK	19.512	19.875	18.737	19.150	77.274
		47	2	71	62	
45	0274 JPN	19.637	18.800	19.400	19.412	77.249
		24	79	31	38	
46	0207 AUS	19.474	19.549	18.899	19.274	77.196
		51	43	63	50	
47	0280 NED	19.575	19.437	18.737	19.412	77.161
		36	48	71	38	
48	0210 BEL	19.474	19.412	19.312	18.962	77.160
		51	51	37	77	
49	0236 ESP	19.462	19.037	19.275	19.337	77.111
		57	69	40	43	
50	0298 TCH	19.525	18.687	19.450	19.412	77.074
		43	83	25	38	
51	0209 AUS	19.325	19.487	19.037	19.200	77.049
		76	47	51	58	
52	0287 PRK	19.412	19.637	19.012	18.975	77.036
		64	30	53	76	

Clas. No.	Ctry.	Floor B. Beam Horse V. A. Bars				Total
		Score / Classification				
53	0223 CAN	19.424	19.024	19.300	19.224	76.972
		63	70	39	56	
54	0265 HUN	19.474	19.312	18.637	19.475	76.898
		51	54	75	32	
55	0267 HUN	19.525	19.375	18.924	19.012	76.836
		43	52	59	73	
56	0257 GER	19.387	19.274	18.912	19.262	76.835
		70	57	62	51	
57	0211 BRA	19.624	19.549	18.487	19.137	76.797
		29	43	81	63	
58	0299 TCH	19.462	19.225	19.237	18.849	76.773
		57	61	45	83	
59	0202 ARG	19.512	18.974	19.050	19.137	76.673
		47	72	50	63	
60	0276 JPN	19.587	18.787	19.037	19.250	76.661
		32	80	51	54	
61	0201 ARG	19.262	19.350	18.924	19.050	76.586
		79	53	59	69	
62	0247 FRA	19.537	18.574	19.212	19.250	76.573
		41	85	46	54	
63	0284 PRK	19.212	19.612	18.899	18.824	76.547
		81	36	63	84	
64	0297 TCH	19.462	19.074	18.962	19.137	76.535
		56	67	56	63	
65	0272 ITA	19.437	18.962	18.799	19.262	76.460
		61	73	69	51	
66	0275 JPN	19.474	19.187	18.512	19.262	76.435
		51	64	80	51	
67	0254 GBR	19.449	19.237	18.574	19.125	76.385
		60	60	78	66	
68	0205 AUS	19.312	19.674	18.937	18.437	76.360
		77	27	58	87	
69	0204 AUS	19.375	19.312	18.349	19.275	76.311
		71	54	84	48	
70	0222 CAN	19.550	18.724	18.787	19.174	76.235
		37	82	70	60	
71	0249 FRA	19.312	18.924	18.800	19.112	76.148
		77	75	68	67	
71	0259 GER	19.537	18.562	18.599	19.450	76.148
		41	86	77	36	

**Gimnastica - Gimnastica artística**

Dones

Concurs 1 (equips)

Gimnasia - Gimnasia artística

Mujeres

Concurso 1 (equipos)

Gymnastique - Gymnastique artistique

Dames

Concours 1 (équipes)

Gymnastics - Artistic gymnastics

Women

Competition 1 (team)

Clas. No.	Ctry.	Floor B. Beam Horse V. A. Bars				Total
		Score / Classification				
73	0262 GER	19.525	18.474	18.862	19.087	75.948
		43	87	65	68	
74	0258 GER	19.549	18.324	19.187	18.862	75.922
		39	89	48	82	
75	0282 PRK	18.999	18.999	18.687	19.224	75.909
		87	71	74	56	
76	0273 ITA	19.362	18.212	19.337	18.962	75.873
		72	90	35	77	
77	0219 CAN	19.037	19.212	18.412	19.162	75.823
		86	63	82	61	
78	0225 CAN	19.337	19.249	17.937	19.187	75.710
		74	58	89	59	
79	0281 NOR	19.212	19.124	18.949	18.412	75.697
		81	65	57	88	
80	0279 MEX	19.475	19.075	18.112	19.025	75.687
		50	66	87	72	
81	0266 HUN	19.412	18.825	18.112	19.275	75.624
		64	78	87	48	
82	0213 BUL	19.337	18.349	18.862	18.987	75.535
		74	88	65	74	

Clas. No.	Ctry.	Floor B. Beam Horse V. A. Bars				Total
		Score / Classification				
83	0216 BUL	19.412	19.299	17.837	18.900	75.448
		64	56	90	81	
84	0252 FRA	19.187	18.787	18.399	19.049	75.422
		83	80	83	70	
85	0255 GBR	19.174	18.612	18.562	18.987	75.335
		85	84	79	74	
86	0277 KOR	19.550	18.937	18.625	17.887	74.999
		37	74	76	90	
87	0215 BUL	18.649	19.224	18.174	18.700	74.747
		88	62	86	85	
88	0278 KOR	19.187	18.112	18.212	18.312	73.823
		83	91	85	89	
89	0269 HUN	9.887	19.499	18.999	19.474	67.859
		90	46	55	33	
90	0212 BUL	9.625	19.512	18.712	18.512	66.361
		92	45	73	86	
91	0288 PRK	17.887	18.900	8.712	9.450	54.949
		89	76	92	92	
92	0221 CAN	9.750	9.700	9.650	9.687	38.787
		91	92	91	91	

223

Classification Floor Exercises

Clas. No.	Name	Ctry.	Score IA	Score IB	Total
1	0240 BOGUINSKAIA, SVETLANA	EUN	9.975	9.925	19.900
1	0289 BONTAS, CRISTINA	ROM	9.950	9.950	19.900
3	0270 ONODI, HENRIETTA	HUN	9.937	9.925	19.862
3	0292 MILOSOVICI, LAVINIA C.	ROM	9.912	9.950	19.862
5	0242 GOUTSOU, TATIANA	EUN	9.925	9.925	19.850
5	0306 ZMESKAL, KIM	USA	9.925	9.925	19.850
7	0246 TCHOUSOVITINA, OXANA	EUN	9.912	9.925	19.837
8	0290 GOGHEAN, GINA ELENA	ROM	9.862	9.925	19.787
8	0303 MILLER, SHANNON	USA	9.887	9.900	19.787
10	0241 GALIEVA, ROZA	EUN	9.862	9.912	19.774
11	0214 MITOVA, SYLVIA ZARKOVA	BUL	9.887	9.875	19.762
12	0244 LYSSENKO, TATIANA	EUN	9.912	9.825	19.737
12	0302 DAWES, DOMINIQUE	USA	9.812	9.925	19.737
14	0304 OKINO, BETTY	USA	9.900	9.825	19.725
15	0305 STRUG, KERRI	USA	9.887	9.837	19.724
16	0235 FRAGUAS SANCHEZ, SONIA	ESP	9.850	9.862	19.712
17	0291 HADAREAN, VANDA MARIA	ROM	9.825	9.875	19.700
17	0293 NECULITA, MARIA	ROM	9.775	9.925	19.700
19	0231 YANG, BO	CHN	9.812	9.850	19.662
19	0294 PASCA, MIRELA ANA	ROM	9.800	9.862	19.662
21	0234 FRAGUAS SANCHEZ, C.	ESP	9.800	9.850	19.650
22	0227 LI, LI	CHN	9.775	9.850	19.625
23	0217 VODENITCHAROVA, D.A.	BUL	9.875	9.725	19.600
24	0224 UMEH, STELLA NGOZI	CAN	9.750	9.837	19.587
24	0261 STARK, KATHLEEN	GER	9.825	9.762	19.587
26	0226 HE, XUEMEI	CHN	9.737	9.837	19.574
27	0228 LI, YIFANG	CHN	9.762	9.800	19.562
28	0264 PORTOCARRERO DIAZ, L. F.	GUA	9.775	9.775	19.550

Clas. No.	Name	Ctry.	Score IA	Score IB	Total
28	0268 MOLNAR, ANDREA	HUN	9.725	9.825	19.550
30	0233 FERNANDEZ, ALICIA	ESP	9.787	9.750	19.537
31	0206 READ, LISA	AUS	9.762	9.750	19.512
32	0265 BALAZS, BERNADETT	HUN	9.700	9.775	19.475
33	0229 LU, LI	CHN	9.812	9.662	19.474
33	0269 MOLNAR, KRISZTINA	HUN	9.762	9.712	19.474
35	0237 ROLLAN GONZALEZ, RUTH	ESP	9.712	9.750	19.462
36	0248 COLSON, MARIE-ANGELINE	FRA	9.725	9.725	19.450
36	0259 SCHONFELDER, ANKE	GER	9.825	9.625	19.450
38	0260 SCHRODER, DIANA	GER	9.687	9.725	19.412
38	0274 KOSUGE, MARI	JPN	9.750	9.662	19.412
38	0280 BECKS, ELVIRA	NED	9.775	9.637	19.412
38	0298 KINCLOVA, PAVLA	TCH	9.700	9.712	19.412
42	0300 BRUCE, WENDY	USA	9.750	9.637	19.387
43	0232 ZHANG, XIA	CHN	9.537	9.800	19.337
43	0236 MARTINEZ ALBALAT, SILVIA	ESP	9.637	9.700	19.337
43	0243 GROUDNEVA, ELENA	EUN	9.825	9.512	19.337
46	0250 MACHADO, VIRGINIE	FRA	9.625	9.700	19.325
47	0251 MAIGRE, CHLOE F. I.	FRA	9.612	9.687	19.299
48	0204 GYSEN, BROOKE	AUS	9.575	9.700	19.275
48	0266 BALOG, ILDIKO	HUN	9.550	9.725	19.275
50	0207 SHADBOLT, KYLIE	AUS	9.712	9.562	19.274
51	0257 GUNTHER, JANA	GER	9.600	9.662	19.262
51	0272 SERVENTE, VERONICA	ITA	9.725	9.537	19.262
51	0275 MIURA, HANAKO	JPN	9.612	9.650	19.262
54	0247 BOUCHER, KARINE	FRA	9.750	9.500	19.250
54	0276 SEO, KYOKO	JPN	9.575	9.675	19.250
56	0223 STRONG, LORI GAIL	CAN	9.712	9.512	19.224

**Gimnástica - Gimnástica artística**Dones
Concurs 1 (équips)**Gimnasia - Gimnasia artística**Mujeres
Concurso 1 (equipos)**Gymnastique - Gymnastique artistique**Dames
Concours 1 (équipes)**Gymnastics - Artistic gymnastics**Women
Competition 1 (team)

Clas. No.	Name	Ctry.	Score IA	Score IB	Total
56	0282 AN, MYONG-HWA	PRK	9.512	9.712	19.224
58	0209 WARRILOW, JANE	AUS	9.650	9.550	19.200
59	0225 WOOD, JENNIFER ANN	CAN	9.487	9.700	19.187
60	0222 RANKIN, JANINE RENEE	CAN	9.637	9.537	19.174
61	0219 FLEURY, MYLENE	CAN	9.512	9.650	19.162
62	0286 KIM, GWANG-SUK	PRK	9.675	9.475	19.150
63	0202 PLATAROTI FRANCISCO, R.C.	ARG	9.562	9.575	19.137
63	0211 PARENTE RIBEIRO, LUISA	BRA	9.662	9.475	19.137
63	0297 BARTOVA, DANIELA	TCH	9.587	9.550	19.137
66	0254 MERCER, SARAH ANN	GBR	9.600	9.525	19.125
67	0249 CHARLIER, CARINE	FRA	9.437	9.675	19.112
68	0262 WELLER, GABRIELE	GER	9.625	9.462	19.087
69	0201 GIORDANO PORRI, A. F.	ARG	9.600	9.450	19.050
70	0252 ROLLAND, JENNY MARIE	FRA	9.412	9.637	19.049
71	0239 RUEDA BRAVO, EVA MARIA	ESP	9.825	9.212	19.037
72	0279 LOPEZ SING, DENISSE	MEX	9.475	9.550	19.025
73	0267 HORVATH, KINGA	HUN	9.362	9.650	19.012
74	0213 MASLARSKA, TANIA L.	BUL	9.462	9.525	18.987

Clas. No.	Name	Ctry.	Score IA	Score IB	Total
74	0255 ROBERTS, ROWENA JANE	GBR	9.600	9.387	18.987
76	0287 LI, CHUN-MI	PRK	9.750	9.225	18.975
77	0210 EVRARD, BENEDICTE	BEL	9.700	9.262	18.962
77	0273 VOLPI, GIULIA	ITA	9.837	9.125	18.962
79	0203 ALLEN MONIQUE	AUS	9.675	9.262	18.937
79	0283 CHOI, GYONG-HUI	PRK	9.750	9.187	18.937
81	0216 TODOROVA, SVETLANA I.	BUL	9.800	9.100	18.900
82	0258 POTEMPA, ANNETTE	GER	9.675	9.187	18.862
83	0299 POLOKOVA, IVETA	TCH	9.762	9.087	18.849
84	0284 HWANG, BO-SIL	PRK	9.187	9.637	18.824
85	0215 PANAYOTOVA, KHRISTINA D.	BUL	9.600	9.100	18.700
86	0212 KHRISTAKIEVA, SNEJANA I.	BUL	9.812	8.700	18.512
87	0205 MONICO, JULIE-ANNE	AUS	9.725	8.712	18.437
88	0281 TOMULEVSKA, ANITA	NOR	9.500	8.912	18.412
89	0278 MIN, A-YOUNG	KOR	9.425	8.887	18.312
90	0277 LEE, HEE KYUNG	KOR	9.712	8.175	17.887
91	0221 MORIN, JANET LYNN	CAN	9.687	0.000	9.687
92	0288 PAK, GYONG-SIL	PRK	9.450	0.000	9.450

Classification Balance Beam

Clas. No.	Name	Ctry.	Score IA	Score IB	Total
1	0229 LU, LI	CHN	9.887	9.925	19.812
2	0240 BOGUINSKAIA, SVETLANA	EUN	9.875	9.925	19.800
3	0244 LYSENKO, TATIANA	EUN	9.837	9.950	19.787
3	0303 MILLER, SHANNON	USA	9.887	9.900	19.787
5	0289 BONTAS, CRISTINA	ROM	9.900	9.862	19.762
6	0231 YANG, BO	CHN	9.800	9.925	19.725
7	0304 OKINO, BETTY	USA	9.862	9.850	19.712
8	0228 LI, YIFANG	CHN	9.787	9.912	19.699
9	0243 GROUDNEVA, ELENA	EUN	9.812	9.875	19.687
10	0246 TCHOUSOVITINA, OXANA	EUN	9.875	9.800	19.675
11	0241 GALIEVA, ROZA	EUN	9.750	9.912	19.662
12	0226 HE, XUJMEI	CHN	9.800	9.850	19.650
13	0264 PORTOCARRERO DIAZ, L. F.	GUA	9.812	9.825	19.637
13	0292 MILOSOVICI, LAVINIA C.	ROM	9.862	9.775	19.637
15	0235 FRAGUAS SANCHEZ, SONIA	ESP	9.812	9.787	19.599
16	0214 MITOVA, SYLVIA ZARKOVA	BUL	9.787	9.787	19.574
16	0291 HADAREAN, VANDA MARIA	ROM	9.687	9.887	19.574
16	0293 NECULITA, MARIA	ROM	9.737	9.837	19.574
19	0290 GOGHEAN, GINA ELENA	ROM	9.800	9.750	19.550
20	0305 STRUG, KERRI	USA	9.775	9.750	19.525
21	0227 LI, LI	CHN	9.712	9.812	19.524
22	0239 RUEDA BRAVO, EVA MARIA	ESP	9.787	9.700	19.487
23	0203 ALLEN, MONIQUE	AUS	9.775	9.700	19.475
24	0206 READ, LISA	AUS	9.787	9.675	19.462
25	0298 KINCLOVA, PAVLA	TCH	9.750	9.700	19.450
26	0268 MOLNAR, ANDREA	HUN	9.812	9.637	19.449
27	0224 UMEH, STELLA NGOZI	CAN	9.737	9.700	19.437
28	0234 FRAGUAS SANCHEZ, C.	ESP	9.700	9.725	19.425
29	0232 ZHANG, XIA	CHN	9.712	9.700	19.412
29	0283 CHOI, GYONG-HUI	PRK	9.687	9.725	19.412
31	0274 KOSUGE, MARI	JPN	9.675	9.725	19.400
32	0302 DAWES, DOMINIQUE	USA	9.750	9.637	19.387
33	0300 BRUCE, WENDY	USA	9.650	9.712	19.362
34	0294 PASCA, MIRELA ANA	ROM	9.512	9.837	19.349
35	0217 VODENITCHAROVA, D.A.	BUL	9.837	9.500	19.337
35	0273 VOLPI, GIULIA	ITA	9.762	9.575	19.337
37	0210 EVRARD, BENEDICTE	BEL	9.600	9.712	19.312
37	0242 GOUTSOU, TATIANA	EUN	9.887	9.425	19.312
39	0223 STRONG, LORI GAIL	CAN	9.700	9.600	19.300
40	0233 FERNANDEZ, ALICIA	ESP	9.725	9.550	19.275
40	0236 MARTINEZ ALBALAT, SILVIA	ESP	9.575	9.700	19.275
42	0250 MACHADO, VIRGINIE	FRA	9.587	9.675	19.262

Clas. No.	Name	Ctry.	Score IA	Score IB	Total
42	0306 ZMESKAL, KIM	USA	9.350	9.912	19.262
44	0260 SCHRODER, DIANA	GER	9.587	9.662	19.249
45	0299 POLOKOVA, IVETA	TCH	9.575	9.662	19.237
46	0247 BOUCHER, KARINE	FRA	9.562	9.650	19.212
47	0270 ONODI, HENRIETTA	HUN	9.887	9.312	19.199
48	0258 POTEMPA, ANNETTE	GER	9.500	9.687	19.187
49	0248 COLSON, MARIE-ANGELINE	FRA	9.637	9.500	19.137
50	0202 PLATAROTI FRANCISCO, R. C.	ARG	9.550	9.500	19.050
51	0209 WARRILOW, JANE	AUS	9.587	9.450	19.037
51	0276 SEO, KYOKO	JPN	9.487	9.550	19.037
53	0261 STARK, KATHLEEN	GER	9.762	9.250	19.012
53	0287 LI, CHUN-MI	PRK	9.837	9.175	19.012
55	0269 MOLNAR, KRISZTINA	HUN	9.737	9.262	18.999
56	0297 BARTOVA, DANIELA	TCH	9.462	9.500	18.962
57	0281 TOMULEVSKA, ANITA	NOR	9.437	9.512	18.949
58	0205 MONICO, JULIE-ANNE	AUS	9.487	9.450	18.937
59	0201 GIORDANO PORRI, A.F.	ARG	9.512	9.412	18.924
59	0251 MAIGRE, CHLOE F.I.	FRA	9.737	9.187	18.924
59	0267 HORVATH, KINGA	HUN	9.487	9.437	18.924
62	0257 GUNTHER, JANA	GER	9.300	9.612	18.912
63	0207 SHADBOLT, KYLIE	AUS	9.712	9.187	18.899
63	0284 HWANG, BO-SIL	PRK	9.587	9.312	18.899
65	0213 MASLARSKA, TANIA L.	BUL	9.362	9.500	18.862
65	0262 WELLER, GABRIELE	GER	9.287	9.575	18.862
67	0237 ROLLAN GONZALEZ, RUTH	ESP	9.637	9.200	18.837
68	0249 CHARLIER, CARINE	FRA	9.225	9.575	18.800
69	0272 SERVENTE, VERONICA	ITA	9.562	9.237	18.799
70	0222 RANKIN, JANINE RENEE	CAN	9.387	9.400	18.787
71	0280 BECKS, ELVIRA	NED	9.587	9.150	18.737
71	0286 KIM, GWANG-SUK	PRK	9.800	8.937	18.737
73	0212 KHRISTAKIEVA, SNEJANA I.	BUL	9.750	8.962	18.712
74	0282 AN, MYONG-HWA	PRK	9.350	9.337	18.687
75	0265 BALAZS, BERNADETT	HUN	9.675	8.962	18.637
76	0277 LEE, HEE KYUNG	KOR	9.725	8.900	18.625
77	0259 SCHONFELDER, ANKE	GER	9.712	8.887	18.599
78	0254 MERCER, SARAH ANN	GBR	9.487	9.087	18.574
79	0255 ROBERTS, ROWENA JANE	GBR	8.862	9.700	18.562
80	0275 MIURA, HANAKO	JPN	9.575	8.937	18.512
81	0211 PARENTE RIBEIRO, LUISA	BRA	8.875	9.612	18.487
82	0219 FLEURY, MYLENE	CAN	9.425	8.987	18.412
83	0252 ROLLAND, JENNY MARIE	FRA	8.912	9.487	18.399
84	0204 GYSEN, BROOKE	AUS	9.537	8.812	18.349

**Gimnastica - Gimnastica artistica**

Dones

Concurs 1 (equipos)

Gimnasia - Gimnasia artistica

Mujeres

Concurso 1 (equipos)

Gymnastique - Gymnastique artistique

Dames

Concours 1 (équipes)

Gymnastics - Artistic gymnastics

Women

Competition 1 (team)

Clas. No.	Name	Ctry.	Score IA	Score IB	Total
85	0278 MIN, A-YOUNG	KOR	8.700	9.512	18.212
86	0215 PANAYOTOVA, KHRISTINA D.	BUL	9.462	8.712	18.174
87	0266 BALOG, ILDIKO	HUN	9.400	8.712	18.112
87	0279 LOPEZ SING, DENISSE	MEX	9.225	8.887	18.112

Clas. No.	Name	Ctry.	Score IA	Score IB	Total
89	0225 WOOD, JENNIFER ANN	CAN	8.487	9.450	17.937
90	0216 TODOROVA, SVETLANA I.	BUL	9.600	8.237	17.837
91	0221 MORIN, JANET LYNN	CAN	9.650	0.000	9.650
92	0288 PAK, GYONG-SIL	PRK	8.712	0.000	8.712

Classification Horse Vault

Clas. No.	Name	Ctry.	Score IA	Score IB	Total
1	0303 MILLER, SHANNON	USA	9.950	9.925	19.875
2	0270 ONODI, HENRIETTA	HUN	9.900	9.962	19.862
3	0306 ZMESKAL, KIM	USA	9.900	9.950	19.850
4	0292 MILOSOVICI, LAVINIA C.	ROM	9.887	9.950	19.837
5	0244 LYSSSENKO, TATIANA	EUN	9.862	9.962	19.824
5	0304 OKINO, BETTY	USA	9.887	9.937	19.824
7	0290 GOGEAN, GINA ELENA	ROM	9.837	9.975	19.812
8	0240 BOGUINSKAIA, SVETLANA	EUN	9.850	9.950	19.800
9	0242 GOUTSOU, TATIANA	EUN	9.837	9.950	19.787
9	0305 STRUG, KERRI	USA	9.837	9.950	19.787
11	0300 BRUCE, WENDY	USA	9.825	9.950	19.775
12	0239 RUEDA BRAVO, EVA MARIA	ESP	9.837	9.937	19.774
13	0214 MITOVA, SYLVIA ZARKOVA	BUL	9.875	9.887	19.762
14	0246 TCHOUSOVITINA, OXANA	EUN	9.850	9.900	19.750
14	0293 NECULITA, MARIA	ROM	9.850	9.900	19.750
16	0289 BONTAS, CRISTINA	ROM	9.812	9.937	19.749
17	0291 HADAREAN, VANDA MARIA	ROM	9.787	9.950	19.737
17	0294 PASCA, MIRELA ANA	ROM	9.837	9.900	19.737
19	0224 UMEH, STELLA NGOZI	CAN	9.812	9.900	19.712
20	0241 GALIEVA, ROZA	EUN	9.812	9.887	19.699
21	0268 MOLNAR, ANDREA	HUN	9.762	9.925	19.687
22	0302 DAWES, DOMINIQUE	USA	9.762	9.900	19.662
23	0231 YANG, BO	CHN	9.850	9.800	19.650
24	0243 GROUDNEVA, ELENA	EUN	9.762	9.875	19.637
24	0248 COLSON, MARIE-ANGELINE	FRA	9.787	9.850	19.637
24	0274 KOSUGE, MARI	JPN	9.787	9.850	19.637
27	0228 LI, YIFANG	CHN	9.775	9.850	19.625
27	0233 FERNANDEZ, ALICIA	ESP	9.775	9.850	19.625
29	0211 PARENTE RIBEIRO, LUISA	BRA	9.787	9.837	19.624
29	0229 LU, LI	CHN	9.812	9.812	19.624
29	0261 STARK, KATHLEEN	GER	9.812	9.812	19.624
32	0227 LI, LI	CHN	9.737	9.850	19.587
32	0235 FRAGUAS SANCHEZ, SONIA	ESP	9.750	9.837	19.587
32	0264 PORTOCARRERO DIAZ, L.F.	GUA	9.762	9.825	19.587
32	0276 SEO, KYOKO	JPN	9.762	9.825	19.587
36	0280 BECKS, ELVIRA	NED	9.750	9.825	19.575
37	0222 RANKIN, JANINE RENEE	CAN	9.750	9.800	19.550
37	0277 LEE, HEE KYUNG	KOR	9.750	9.800	19.550
39	0234 FRAGUAS SANCHEZ, C.	ESP	9.712	9.837	19.549
39	0258 POTEPA, ANNETTE	GER	9.737	9.812	19.549
41	0247 BOUCHER, KARINE	FRA	9.737	9.800	19.537
41	0259 SCHONFELDER, ANKE	GER	9.775	9.762	19.537
43	0262 WELLER, GABRIELE	GER	9.700	9.825	19.525
43	0267 HORVATH, KINGA	HUN	9.700	9.825	19.525
43	0283 CHOI, GYONG-HUI	PRK	9.725	9.800	19.525
43	0298 KINCLOVA, PAVLA	TCH	9.775	9.750	19.525

Clas. No.	Name	Ctry.	Score IA	Score IB	Total
47	0202 PLATAROTI FRANCISCO, R. C.	ARG	9.725	9.787	19.512
47	0286 KIM, GWANG-SUK	PRK	9.800	9.712	19.512
49	0203 ALLEN, MONIQUE	AUS	9.737	9.750	19.487
50	0279 LOPEZ SING, DENISSE	MEX	9.675	9.800	19.475
51	0207 SHADBOLT, KYLIE	AUS	9.762	9.712	19.474
51	0210 EVRARD, BENEDICTE	BEL	9.787	9.687	19.474
51	0237 ROLLAN GONZALEZ, RUTH	ESP	9.637	9.837	19.474
51	0265 BALAZS, BERNADETT	HUN	9.662	9.812	19.474
51	0275 MIURA, HANAKO	JPN	9.712	9.762	19.474
56	0297 BARTOVA, DANIELA	TCH	9.737	9.725	19.462
57	0236 MARTINEZ ALBALAT, SILVIA	ESP	9.687	9.775	19.462
57	0299 POLOKOVA, IVETA	TCH	9.787	9.675	19.462
59	0217 VODENITCHAROVA, D. A.	BUL	9.850	9.600	19.450
60	0254 MERCER, SARAH ANN	GBR	9.737	9.712	19.449
61	0250 MACHADO, VIRGINIE	FRA	9.675	9.762	19.437
61	0272 SERVENTE, VERONICA	ITA	9.725	9.712	19.437
63	0223 STRONG, LORI GAIL	CAN	9.712	9.712	19.424
64	0216 TODOROVA, SVETLANA I.	BUL	9.775	9.637	19.412
64	0266 BALOG, ILDIKO	HUN	9.662	9.750	19.412
64	0287 LI, CHUN-MI	PRK	9.712	9.700	19.412
67	0232 ZHANG, XIA	CHN	9.637	9.762	19.399
68	0226 HE, XUEMEI	CHN	9.562	9.837	19.399
68	0251 MAIGRE, CHLOE F. I.	FRA	9.687	9.712	19.399
70	0257 GUNTHER, JANA	GER	9.662	9.725	19.387
71	0204 GYSEN, BROOKE	AUS	9.675	9.700	19.375
72	0260 SCHRODER, DIANA	GER	9.712	9.650	19.362
72	0273 VOLPI, GIULIA	ITA	9.800	9.562	19.362
74	0213 MASLARSKA, TANIA L.	BUL	9.637	9.700	19.337
74	0225 WOOD, JENNIFER ANN	CAN	9.500	9.837	19.337
76	0209 WARRILOW, JANE	AUS	9.625	9.700	19.325
77	0205 MONICO, JULIE-ANNE	AUS	9.675	9.637	19.312
77	0249 CHARLIER, CARINE	FRA	9.562	9.750	19.312
79	0201 GIORDANO PORRI, A. F.	ARG	9.612	9.650	19.262
80	0206 READ, LISA	AUS	9.812	9.437	19.249
81	0281 TOMULEVSKA, ANITA	NOR	9.600	9.612	19.212
81	0284 HWANG, BO-SIL	PRK	9.650	9.562	19.212
83	0252 ROLLAND, JENNY MARIE	FRA	9.512	9.675	19.187
83	0278 MIN, A-YOUNG	KOR	9.525	9.662	19.187
85	0255 ROBERTS, ROWENA JANE	GBR	9.587	9.587	19.174
86	0219 FLEURY, MYLENE	CAN	9.625	9.412	19.037
87	0282 AN, MYONG-HWA	PRK	9.187	9.812	18.999
88	0215 PANAYOTOVA, KHRISTINA D.	BUL	9.712	8.937	18.649
89	0288 PAK, GYONG-SIL	PRK	9.487	8.400	17.887
90	0269 MOLNAR, KRISZTINA	HUN	0.000	9.887	9.887
91	0221 MORIN, JANET LYNN	CAN	9.750	0.000	9.750
92	0212 KHRISTAKIEVA, SNEJANA I.	BUL	9.625	0.000	9.625

Classification Asymmetric Bars

Clas. No.	Name	Ctry.	Score IA	Score IB	Total
1	0242 GOUTSOU, TATIANA	EUN	9.937	9.962	19.899
2	0286 KIM, GWANG-SUK	PRK	9.950	9.925	19.875
3	0292 MILOSOVICI, LAVINIA C.	ROM	9.937	9.925	19.862
3	0303 MILLER, SHANNON	USA	9.912	9.950	19.862
5	0294 PASCA, MIRELA ANA	ROM	9.887	9.950	19.837

Clas. No.	Name	Ctry.	Score IA	Score IB	Total
6	0229 LU, LI	CHN	9.887	9.937	19.824
7	0234 FRAGUAS SANCHEZ, C.	ESP	9.900	9.912	19.812
8	0227 LI, LI	CHN	9.900	9.900	19.800
8	0289 BONTAS, CRISTINA	ROM	9.900	9.900	19.800
10	0240 BOGUINSKAIA, SVETLANA	EUN	9.925	9.862	19.787

**Gimnastica - Gimnastica artistica**Dones
Concurs 1 (equips)**Gimnasia - Gimnasia artistica**Mujeres
Concurso 1 (equipos)**Gymnastique - Gymnastique artistique**Dames
Concours 1 (équipes)**Gymnastics - Artistic gymnastics**Women
Competition 1 (team)

Clas. No.	Name	Ctry.	Score IA	Score IB	Total
10	0306 ZMESKAL, KIM	USA	9.887	9.900	19.787
12	0270 ONODI, HENRIETTA	HUN	9.900	9.875	19.775
13	0244 LYSENKO, TATIANA	EUN	9.862	9.912	19.774
14	0241 GALIEVA, ROZA	EUN	9.850	9.900	19.750
14	0243 GROUDNEVA, ELENA	EUN	9.850	9.900	19.750
14	0291 HADAREAN, VAN DA MARIA	ROM	9.850	9.900	19.750
17	0239 RUEDA BRAVO, EVA MARIA	ESP	9.837	9.900	19.737
17	0283 CHOI, GYONG-HUI	PRK	9.875	9.862	19.737
17	0290 GOGEAN, GINA ELENA	ROM	9.850	9.887	19.737
17	0304 OKINO, BETTY	USA	9.850	9.887	19.737
21	0206 READ, LISA	AUS	9.850	9.862	19.712
21	0228 LI, YIFANG	CHN	9.837	9.875	19.712
23	0231 YANG, BO	CHN	9.850	9.850	19.700
23	0268 MOLNAR, ANDREA	HUN	9.850	9.850	19.700
25	0305 STRUG, KERRI	USA	9.837	9.862	19.699
26	0214 MITOVA, SYLVIA ZARKOVA	BUL	9.825	9.850	19.675
27	0205 MONICO, JULIE-ANNE	AUS	9.812	9.862	19.674
28	0251 MAIGRE, CHLOE F. I.	FRA	9.875	9.787	19.662
29	0203 ALLEN, MONIQUE	AUS	9.862	9.787	19.649
30	0287 LI, CHUN-MI	PRK	9.837	9.800	19.637
30	0300 BRUCE, WENDY	USA	9.787	9.850	19.637
32	0224 UMEH, STELLA NGOZI	CAN	9.775	9.850	19.625
32	0232 ZHANG, XIA	CHN	9.800	9.825	19.625
32	0233 FERNANDEZ, ALICIA	ESP	9.750	9.875	19.625
35	0237 ROLLAN GONZALEZ, RUTH	ESP	9.812	9.812	19.624
36	0284 HWANG, BO-SIL	PRK	9.825	9.787	19.612
37	0264 PORTOCARRERO DIAZ, L. F.	GUA	9.812	9.787	19.599
37	0293 NECULITA, MARIA	ROM	9.762	9.837	19.599
39	0250 MACHADO, VIRGINIE	FRA	9.750	9.837	19.587
40	0226 HE, XUEMEI	CHN	9.675	9.900	19.575
41	0261 STARK, KATHLEEN	GER	9.812	9.762	19.574
41	0302 DAWES, DOMINIQUE	USA	9.762	9.812	19.574
43	0207 SHADBOLT, KYLIE	AUS	9.737	9.812	19.549
43	0211 PARENTE RIBEIRO, LUISA	BRA	9.812	9.737	19.549
45	0212 KHRISTAKIEVA, SNEJANA I.	BUL	9.737	9.775	19.512
46	0269 MOLNAR, KRISZTINA	HUN	9.662	9.837	19.499
47	0209 WARRILOW, JANE	AUS	9.775	9.712	19.487
48	0248 COLSON, MARIE-ANGELINE	FRA	9.762	9.675	19.437
48	0260 SCHRODER, DIANA	GER	9.650	9.787	19.437
48	0280 BECKS, ELVIRA	NED	9.725	9.712	19.437
51	0210 EVRARD, BENEDICTE	BEL	9.750	9.662	19.412

Clas. No.	Name	Ctry.	Score IA	Score IB	Total
52	0267 HORVATH, KINGA	HUN	9.650	9.725	19.375
53	0201 GIORDANO PORRI, A. F.	ARG	9.675	9.675	19.350
54	0204 GYSEN, BROOKE	AUS	9.537	9.775	19.312
54	0265 BALAZS, BERNADETT	HUN	9.600	9.712	19.312
56	0216 TODOROVA, SVETLANA I.	BUL	9.762	9.537	19.299
57	0257 GUNTHER, JANA	GER	9.612	9.662	19.274
58	0225 WOOD, JENNIFER ANN	CAN	9.612	9.637	19.249
58	0235 FRAGUAS SANCHEZ, SONIA	ESP	9.387	9.862	19.249
60	0254 MERCER, SARAH ANN	GBR	9.700	9.537	19.237
61	0299 POLOKOVA, IVETA	TCH	9.625	9.600	19.225
62	0215 PANAYOTOVA, KHRISTINA D.	BUL	9.562	9.662	19.224
63	0219 FLEURY, MYLENE	CAN	9.550	9.662	19.212
64	0275 MIURA, HANAKO	JPN	9.525	9.662	19.187
65	0281 TOMULEVSKA, ANITA	NOR	9.537	9.587	19.124
66	0279 LOPEZ SING, DENISSE	MEX	9.575	9.500	19.075
67	0297 BARTOVA, DANIELA	TCH	9.487	9.587	19.074
68	0217 VODENITCHAROVA, D. A.	BUL	9.837	9.225	19.062
69	0236 MARTINEZ ALBALAT, SILVIA	ESP	9.700	9.337	19.037
70	0223 STRONG, LORI GAIL	CAN	9.762	9.262	19.024
71	0282 AN, MYONG-HWA	PRK	9.237	9.762	18.999
72	0202 PLATAROTI FRANCISCO, R. C.	ARG	9.612	9.362	18.974
73	0272 SERVENTE, VERONICA	ITA	9.400	9.562	18.962
74	0277 LEE, HEE KYUNG	KOR	9.812	9.125	18.937
75	0249 CHARLIER, CARINE	FRA	9.312	9.612	18.924
76	0288 PAK, GYONG-SIL	PRK	9.600	9.300	18.900
77	0246 TCHOUSOVITINA, OXANA	EUN	9.012	9.837	18.849
78	0266 BALOG, ILDIKO	HUN	9.600	9.225	18.825
79	0274 KOSUGE, MARI	JPN	9.225	9.575	18.800
80	0252 ROLLAND, JENNY MARIE	FRA	9.562	9.225	18.787
80	0276 SEO, KYOKO	JPN	9.712	9.075	18.787
82	0222 RANKIN, JANINE RENEE	CAN	8.962	9.762	18.724
83	0298 KINCLOVA, PAVLA	TCH	9.662	9.025	18.687
84	0255 ROBERTS, ROWENA JANE	GBR	9.625	8.987	18.612
85	0247 BOUCHER, KARINE	FRA	9.437	9.137	18.574
86	0259 SCHONFELDER, ANKE	GER	9.837	8.725	18.562
87	0262 WELLER, GABRIELE	GER	9.712	8.762	18.474
88	0213 MASLARSKA, TANIA L.	BUL	8.837	9.512	18.349
89	0258 POTEMPA, ANNETTE	GER	9.237	9.087	18.324
90	0273 VOLPI, GIULIA	ITA	8.650	9.562	18.212
91	0278 MIN, A-YOUNG	KOR	8.550	9.562	18.112
92	0221 MORIN, JANET LYNN	CAN	9.700	0.000	9.700

226

**Gimnastica - Gimnastica artistica**Dones
Concurs II (individual)**Gimnasia - Gimnasia artistica**Mujeres
Concurso II (individual)**Gymnastique - Gymnastique artistique**Dames
Concours II (individuel)**Gymnastics - Artistic gymnastics**Women
Competition II (individual)

Indiv. all-round comp.

Final

Clas. No.	Name	Ctry.	Floor	B. Beam	Horse V.	A. Bars	Total
1	0242 GOUTSOU, TATIANA	EUN					
	Gold		9.950	9.950	9.912	9.925	39.737
2	0303 MILLER, SHANNON	USA					
	Silver		9.975	9.925	9.925	9.900	39.725
3	0292 MILOSOVICI, LAVINIA C.	ROM					
	Bronze		9.975	9.900	9.850	9.962	39.687
4	0289 BONTAS, CRISTINA	ROM					
			9.950	9.862	9.900	9.962	39.674
5	0240 BOGUINSKAIA, SVETLANA	EUN					
			9.962	9.887	9.912	9.912	39.673
6	0290 GOGEAN, GINA ELENA	ROM					
			9.950	9.862	9.900	9.912	39.624

Clas. No.	Name	Ctry.	Floor	B. Beam	Horse V.	A. Bars	Total
7	0244 LYSENKO, TATIANA	EUN	9.962	9.900	9.875	9.800	39.537
8	0270 ONODI, HENRIETTA	HUN	9.950	9.875	9.712	9.912	39.449
9	0235 FRAGUAS SANCHEZ, S.	ESP	9.825	9.887	9.862	9.850	39.424
10	0306 ZMESKAL, KIM	USA	9.937	9.900	9.800	9.775	39.412
11	0214 MITOVA, SYLVIA ZARKOVA	BUL	9.862	9.825	9.825	9.887	39.399
12	0304 OKINO, BETTY	USA	9.825	9.850	9.850	9.862	39.387

**Gimnastica - Gimnàstica artística**

Dones

Concurs II (individual)

Gimnasia - Gimnasia artística

Mujeres

Concurso II (individual)

Gymnastique - Gymnastique artistique

Dames

Concours II (individual)

Gymnastics - Artistic gymnastics

Women

Competition II (individual)

Clas. No.	Name	Ctry.					Total
			Floor	B. Beam	Horse V.	A. Bars	
13 0234	FRAGUAS SANCHEZ, C.	ESP	9.837	9.800	9.800	9.887	39.324
14 0227	LI, LI	CHN	9.825	9.837	9.750	9.850	39.262
15 0268	MOLNAR, ANDREA	HUN	9.950	9.800	9.687	9.800	39.237
16 0224	UMEH, STELLA NGOZI	CAN	9.850	9.812	9.700	9.850	39.212
17 0274	KOSUGE, MARI	JPN	9.887	9.775	9.800	9.700	39.162
18 0264	PORTOCARRERO DIAZ, L. F.	GUA	9.812	9.812	9.725	9.812	39.161
19 0203	ALLEN, MONIQUE	AUS	9.737	9.837	9.737	9.775	39.086
20 0233	FERNANDEZ, ALICIA	ESP	9.850	9.800	9.587	9.837	39.074
20 0287	LI, CHUN-MI	PRK	9.725	9.787	9.800	9.762	39.074
22 0280	BECKS, ELVIRA	NED	9.825	9.750	9.650	9.775	39.000
23 0210	EVRRARD, BENEDICTE	BEL	9.762	9.775	9.650	9.787	38.974
24 0298	KINCLOVA, PAVLA	TCH	9.775	9.712	9.725	9.687	38.899

Clas. No.	Name	Ctry.					Total
			Floor	B. Beam	Horse V.	A. Bars	
25 0231	YANG, BO	CHN	9.787	9.350	9.912	9.837	38.886
26 0250	MACHADO, VIRGINIE	FRA	9.737	9.687	9.650	9.750	38.824
27 0283	CHOI, GYONG-HUI	PRK	9.775	9.837	9.400	9.725	38.737
28 0286	KIM, GWANG-SUK	PRK	9.487	9.887	9.712	9.637	38.723
29 0260	SCHRODER, DIANA	GER	9.650	9.500	9.712	9.762	38.624
30 0206	READ, LISA	AUS	9.362	9.837	9.662	9.750	38.611
31 0217	VODENITCHAROVA, D. A.	BUL	9.537	9.800	9.112	9.837	38.286
32 0261	STARK, KATHLEEN	GER	9.825	9.800	9.687	8.962	38.274
32 0251	MAIGRE, CHLOE F. I.	FRA	9.712	9.775	9.662	9.125	38.274
34 0229	LU, LI	CHN	9.812	9.912	8.737	9.612	38.073
35 0248	COLSON, MARIE-ANGELINE	FRA	9.787	9.800	8.962	9.225	37.774
36 0207	SHADBOLT, KYLIE	AUS	9.287	8.975	9.650	9.637	37.549

**Gimnastica - Gimnàstica artística**

Dones

Concurs III (finals per aparells)

Gimnasia - Gimnasia artística

Mujeres

Concurso III (finals por aparatos)

Gymnastique - Gymnastique artistique

Dames

Concours III (finals aux engins)

Gymnastics - Artistic gymnastics

Women

Competition III (apparatus finals)

Floor Exercises

Final

Clas.	No.	Name	Ctry.	Score IB	Score
1 Gold	0292	MILOSOVICI, LAVINIA C.	ROM	9.950	10.000
2 Silver	0270	ONODI, HENRIETTA	HUN	9.925	9.950
3 Bronze	0303	MILLER, SHANNON	USA	9.900	9.912
3 Bronze	0289	BONTAS, CRISTINA	ROM	9.950	9.912
3 Bronze	0242	GOUTSOU, TATIANA	EUN	9.925	9.912
6	0306	ZMESKAL, KIM	USA	9.925	9.900
7	0246	TCHOUSOVITINA, O.	EUN	9.925	9.812
8	0214	MITOVA, SYLVIA Z.	BUL	9.875	9.400

Horse Vault

Final

Clas.	No.	Name	Ctry.	Score IB	Score
1 Gold	0270	ONODI, HENRIETTA	HUN	9.962	9.925
1 Gold	0292	MILOSOVICI, LAVINIA C.	ROM	9.950	9.925
3 Bronze	0244	LYSSENKO, TATIANA	EUN	9.962	9.912
4	0240	BOGUINSKAIA, S.	EUN	9.950	9.899
5	0290	GOGEAN, GINA ELENA	ROM	9.975	9.893
6	0303	MILLER, SHANNON	USA	9.925	9.837
7	0239	RUEDA BRAVO, EVA M.	ESP	9.937	9.787
8	0306	ZMESKAL, KIM	USA	9.950	9.593

Balance Beam

Final

Clas.	No.	Name	Ctry.	Score IB	Score
1 Gold	0244	LYSSENKO, TATIANA	EUN	9.950	9.975
2 Silver	0229	LU, LI	CHN	9.925	9.912
2 Silver	0303	MILLER, SHANNON	USA	9.900	9.912
4	0289	BONTAS, CRISTINA	ROM	9.862	9.875
5	0240	BOGUINSKAIA, S.	EUN	9.925	9.862
6	0304	OKINO, BETTY	USA	9.850	9.837
7	0231	YANG, BO	CHN	9.925	9.300
8	0292	MILOSOVICI, LAVINIA C.	ROM	9.775	9.262

Asymmetric Bars

Final

Clas.	No.	Name	Ctry.	Score IB	Score
1 Gold	0229	LU, LI	CHN	9.937	10.000
2 Silver	0242	GOUTSOU, TATIANA	EUN	9.962	9.975
3 Bronze	0303	MILLER, SHANNON	USA	9.950	9.962
4	0292	MILOSOVICI, LAVINIA C.	ROM	9.925	9.912
4	0286	KIM, GWANG-SUK	PRK	9.925	9.912
4	0294	PASCA, MIRELA ANA	ROM	9.950	9.912
7	0234	FRAGUAS SANCHEZ, C.	ESP	9.912	9.900
8	0227	LI, LI	CHN	9.900	9.887



Preliminaries

Clas. No.	Name	Ctry.	Total
1	0424 TIMOSHENKO, ALEXANDRA	EUN	38.975
2	0437 SKALDINA, OKSANA	EUN	38.525
3	0446 PASCUAL GRACIA, C.	ESP	38.400
4	0445 ACEDO JORGE, CARMEN	ESP	37.950
5	0419 PETROVA, MARIA DIMITROVA	BUL	37.825
5	0417 DELEANU, IRINA	ROM	37.825
7	0416 POPOVA, DIANA ANTONIEVA	BUL	37.650
8	0447 OULEHLOVA, LENKA	TCH	37.475
9	0443 BODAK, JOANNA	POL	37.450
10	0435 SANSARIDOU, MARIA	GRE	37.125
11	0420 FERRARI, SAMANTHA	ITA	36.925
12	0429 SINAPIDOU, ARETI	GRE	36.850
13	0412 SRAMKOVA, JANA	TCH	36.750
14	0418 BIALKOWSKA, ELIZA	POL	36.725
15	0442 GERMINI, IRENE	ITA	36.675

Clas. No.	Name	Ctry.	Total
16	0411 GOIA, ANCURTA	ROM	36.500
17	0422 LI, GYONG HUI	PRK	36.425
18	0414 YAMADA, MIHO	JPN	36.400
19	0402 SAHUC, CHRYSTELLE-ARLETTE	FRA	36.375
20	0432 GIMOTEA, MADONNA I.	CAN	36.350
20	0434 KLUMPP, CHRISTIANE	GER	36.350
22	0450 SOUTHWICK, DEBBIE ANN	GBR	36.150
23	0441 LOVELL, JENIFER	USA	36.125
24	0444 FRATER, VIKTORIA	HUN	36.100
25	0431 LAIHO, HANNA KAROLIINA	FIN	35.950
25	0413 DEGRANGE, CELINE	FRA	35.950
27	0406 CHONG, GUM	PRK	35.875
28	0430 SZALAY, ANDREA	HUN	35.825
29	0428 BAI, MEI	CHN	35.775
29	0426 CUSHMAN, SUSAN	CAN	35.775

Clas. No.	Name	Ctry.	Total
29	0439 SEIFERT, VIVA	GBR	35.775
32	0404 MILAK, MAJDA	IOP	35.675
33	0410 RADONJIC, KRISTINA	IOP	35.600
34	0403 YOON, BYUNG HEE	KOR	35.500
35	0421 KIM, YOO KYUNG	KOR	35.375
36	0415 GUO, SHASHA	CHN	35.125
37	0425 KAWAMOTO, YUKARI	JPN	35.050
38	0433 KIMONOS, ANNA CHAR.	CYP	35.025
39	0440 STOLLEMBERG, CINDY	BEL	34.950
40	0407 LEVINSON, TAMARA	USA	34.475
41	0401 SCHONHORST, MARTA C.	BRA	34.450
42	0405 HADJISAWA, ELENI	CYP	33.775
43	0409 PIÁARRA, CLARA	POR	

Final

Clas. No.	Name	Ctry.	Score I	Score II	Total	
1	0424 TIMOSHENKO, ALEXANDRA	EUN	38.975	39.550	59.037	Gold
2	0446 PASCUAL GRACIA, C.	ESP	38.400	38.900	58.100	Silver
3	0437 SKALDINA, OKSANA	EUN	38.525	38.650	57.912	Bronze
4	0445 ACEDO JORGE, CARMEN	ESP	37.950	38.250	57.225	
5	0419 PETROVA, MARIA DIMITROVA	BUL	37.825	38.175	57.087	
6	0417 DELEANU, IRINA	ROM	37.825	37.700	56.612	
7	0443 BODAK, JOANNA	POL	37.450	37.750	56.475	
8	0447 OULEHLOVA, LENKA	TCH	37.475	37.400	56.137	
9	0416 POPOVA, DIANA ANTONIEVA	BUL	37.650	28.500	47.325	

Clas. No.	Name	Ctry.	Score I	Score II	Total
10	0434 KLUMPP, CHRISTIANE	GER	36.350	27.800	45.975
11	0435 SANSARIDOU, MARIA	GRE	37.125	18.475	37.037
12	0420 FERRARI, SAMANTHA	ITA	36.925	18.525	36.987
13	0442 GERMINI, IRENE	ITA	36.675	18.600	36.937
14	0429 SINAPIDOU, ARETI	GRE	36.850	9.400	27.825
15	0418 BIALKOWSKA, ELIZA	POL	36.725	9.400	27.762
16	0412 SRAMKOVA, JANA	TCH	36.750	9.275	27.650
17	0422 LI, GYONG HUI	PRK	36.425	9.300	27.512

HB

Handbol

Balonmano

Handball

Handball



	Català	Español	Français	English
1st	Primer	Primero	Premier	First
2nd	Segon	Segundo	Deuxième	Second
3rd	Tercer	Tercero	Troisième	Third
4th	Quart	Cuarto	Quatrième	Fourth
5th	Cinque	Quinto	Cinquième	Fifth
6th	Sisè	Sexto	Sixième	Sixth
7th	Setè	Séptimo	Septième	Seventh
8th	Vuitè	Octavo	Huitième	Eighth
9th	Novè	Noveno	Neuvième	Ninth
10th	Desè	Décimo	Dixième	Tenth
11th	Onzè	Undécimo	Onzième	Eleventh
12th	Dotzè	Duodécimo	Douzième	Twelfth
Against	Contra	Contra	Contre	Against
Assist	Assistència	Asistencia	Aide	Assist
Assistant	Ajudant/a	Ayudante	Adjoint/e	Assistant
Back	Lateral	Lateral	Arrière	Back
Centre	Central	Central	Centre	Centre
Classification	Classificació	Clasificación	Classement	Classification
Coach	Entrenador/a	Entrenador/a	Entraîneur/euse	Coach
Dif.	Diferència	Diferencia	Difference	Difference
Drawn	Empatats	Empatados	Égalité	Drawn
Fast break	Contraatacs	Contraataques	Contre-attaques	Fast breaks
Field	Camp	Campo	Champ	Field
Final	Final	Final	Finale	Final
For	A favor	A favor	En faveur	For
Fouls	Faltes	Faltas	Fautes	Fouls
Free throw	Cops francs	Golpes francos	Jets-francs	Free throws
Goalkeeper	Porter/a	Portero/a	Gardien de but	Goalkeeper
GOALS/Goal/s	Gols	Goles	Buts	Goals
group	Grup	Grupo	Groupe	Group
Line	Línia	Línea	Ligne	Line
Lost	Perduts	Perdidos	Perdus	Lost
MATCHES	Partits	Partidos	Matches	Matches
Name	Nom	Nombre	Nom	Name
No.	Número	Número	Numéro	Number
Penalty	Penals	Penaltis	Jets de 7 m	Penalties
phase	Fase	Fase	Phase	Phase
Pivot	Pivot	Pivote	Avant-centre	Centre forward
Played	Jugats	Jugados	Joués	Played
Points	Punts	Puntos	Points	Points
Position	Posició	Posición	Position	Position
Preliminary	Preliminar	Preliminar	Préliminaire	Preliminary
referee	Àrbitre/a	Árbitro/a	Arbitre	Referee
round	Fase	Fase	Tour	Round
Semi-final	Semifinal	Semifinal	Demi-finale	Semi-final
Shot/s	Llançaments	Lanzamientos	Tirs	Shots
Steals	Robatoris	Robos	Interceptions	Steals
summary	Resum	Resumen	Résumé	Summary
Team	Equip	Equipo	Équipe	Team
Turnovers	Pèrdues de pilota	Balones perdidos	Ballons perdus	Turnovers
Wing	Extrem	Extremo	Ailier	Winger
Won	Guanyats	Ganados	Gagnés	Won



Handbol
Homes

Balonmano
Hombres

Handball
Hommes

Handball
Men

Preliminary round - group A

SWE		20-14		TCH		
		(8-7)		(20-14)		
Sweden		Czech and Slovak Fed. Republic				
20	39	51.28	Goals / Shots	14	40	35.00
5		7	Line	1		3
6		9	Back	2		8
3		11	Field	9		26
1		4	Penalty	2		3
0		0	Free throw	0		0
8		0	Fast break	0		0
	2		Turnovers		5	
	2		Steals		2	
	4		Fouls		6	
1 st referee: FRA		LELONG, JEAN-MARIUS				
2nd referee: FRA		TANCREZ, GERARD EMILE A.				

Team: SWE Sweden
Coach: JOHANSSON, BENGT
Assistant: EDWINSON, LARS

Name	Goals				
Position	No.	Shot	%Shot/Goal	Assist	Steals
OLSSON, MATS			0		
Goalkeeper	01	0	0.00	0	0
WISLANDER, MAGNUS			2		
Centre	03	5	40.00	1	1
LINDGREN, OLA			2		
Back	05	4	50.00	3	0
CARLEM, PER			4		
Pivot	06	5	80.00	0	0
HAJAS, ERIK			2		
Wing	07	2	100.00	1	0
CATO, MAGNUS			1		
Wing	08	3	33.33	0	0
SJOEBLAD, AXEL			0		
Pivot	09	0	0.00	0	0
ANDERSSON, ROBERT			0		
Back	10	1	0.00	0	0
THORSSON, PIERRE			7		
Wing	11	9	77.78	0	1
OLSSON, STEFFAN			1		
Back	13	4	25.00	3	0
ANDERSSON, MAGNUS			1		
Centre	14	6	16.67	0	0
SVENSSON, TOMAS			0		
Goalkeeper	16	0	0.00	0	0

Team: TCH Czech and Slovak Fed. Republic
Coach: SULC, FRANTISEK
Assistant: KROUSKY, OTAKAR

Name	Goals				
Position	No.	Shot	%Shot/Goal	Assist	Steals
KALAFUT, PETER			0		
Pivot	02	0	0.00	0	0
BECVAR, ROMAN			2		
Centre	03	3	66.67	2	1
PROKOP, BOHUMIR			3		
Wing	05	8	37.50	0	0
SETLIK, MARTIN			0		
Pivot	06	1	0.00	2	0
FOLTA, MILAN			0		
Pivot	07	1	0.00	0	0
LANCA, VACLAV			2		
Back	08	6	33.33	1	0
HUDAK, LUBOS			0		
Wing	09	1	0.00	0	0
VANEK, ZDENEK			1		
Back	10	8	12.50	1	0
SVAJLEN, LUBOMIR			0		
Goalkeeper	12	0	0.00	0	0
HAZL, PETR			2		
Centre	13	4	50.00	3	1
BERGENDI, ZOLTAN			4		
Back	14	8	50.00	0	0
MESIARIK, PETER			0		
Goalkeeper	16	0	0.00	0	0

230

Preliminary round - group A

ISL		19-18		BRA		
		(10-10)		(19-18)		
Iceland		Brazil				
19	36	52.78	Goals / Shots	18	33	54.55
5		8	Line	5		7
3		7	Back	2		4
5		10	Field	5		15
1		2	Penalty	2		2
0		0	Free throw	0		0
9		0	Fast break	5		0
	5		Turnovers		9	
	1		Steals		2	
	2		Fouls		3	
1 st referee: ESP		GALLEGO, RAMON SILVINO				
2nd referee: ESP		LAMAS, VICTOR PEDRO				

Team: ISL Iceland
Coach: ADALSTEINSSON, THORBERGUR
Assistant: THORVARDARSON, EINAR

Name	Goals				
Position	No.	Shot	%Shot/Goal	Assist	Steals
SIGURDSSON, BIRGIR			0		
Centre	02	0	0.00	0	0
SIGURDSSON, JAKOB			0		
Wing	03	1	0.00	0	0
GRIMSSON, VALDIMAR			3		
Centre	05	9	33.33	0	0
GUNNARSSON, GUNNAR			3		
Centre	06	3	100.00	1	0
BJARNASON, SIGURDUR			0		
Back	07	1	0.00	0	0
OLAVSSON, KONRAD			0		
Wing	09	0	0.00	0	0
GILSSON, HEDINN			4		
Back	10	7	57.14	0	1
SVEINSSON, GEIR			2		
Centre	11	4	50.00	1	0
HRAFINKELSSON, GUDMUNDUR			0		
Goalkeeper	12	0	0.00	0	0
SIGURDSSON, EINAR			1		
Back	14	1	100.00	0	0
JONASSON, JULIUS			6		
Back	15	10	60.00	4	0
BERGSVEINSSON, B.			0		
Goalkeeper	16	0	0.00	0	0

Team: BRA Brazil
Coach: SIMOES, ANTONIO CARLOS
Assistant: MAZZONETTO, FABIO

Name	Goals				
Position	No.	Shot	%Shot/Goal	Assist	Steals
FARENCENA DUTRA, DREAN			1		
Wing	02	4	25.00	3	0
MORATORE, PAULO ROGERIO			3		
Wing	04	6	50.00	0	0
NASCIMENTO, JOSE RONALDO			5		
Back	05	8	62.50	2	1
HOFFELDER, RODRIGO			2		
Back	06	2	100.00	0	0
AGUIAR E RAMALHO, JOSE LUIZ			0		
Wing	07	2	0.00	0	0
JESUS CARDOSO, GILBERTO			2		
Wing	08	3	66.67	0	0
FONSECA PELISSARI, MILTON			4		
Back	09	5	80.00	0	0
MINHOTO FERAZ, MARCELO			0		
Goalkeeper	12	0	0.00	0	0
MAZIERO, IVAN BRUNO			0		
Back	13	1	0.00	0	0
RIZZO, EDSON ROBERTO			0		
Centre	14	0	0.00	0	0
CARNASCIALI CAVICHILO, SERGIO			1		
Centre	15	2	50.00	2	1
INOCENTE FILHO, OSVALDO			0		
Goalkeeper	16	0	0.00	0	0



Handbol
Hombres

Balonmano
Hombres

Handball
Hommes

Handball
Men

Preliminary round - group A

HUN		18-22		KOR		
(11-11)		(18-22)				
Hungary				Korea		
18	40	45.00	Goals / Shots	22	42	52.38
4		6	Line	7		7
2		7	Back	0		1
3		12	Field	8		20
3		4	Penalty	4		5
0		0	Free throw	1		0
11		0	Fast break	8		0
	8		Turnovers		8	
	2		Steals		4	
	5		Fouls		7	
1st referee: NOR OIE, SVEIN OLAV						
2nd referee: NOR HOGSNES, BJORN ROGER						

Team: HUN Hungary
Coach: JOOSZ, ATTILA
Assistant: KALO, SANDOR

Name	Goals				
Position	No.	Shot	%Shot/Goal	Assist	Steals
SZATMARI, JANOS			0		
Goalkeeper	01	0	0.00	0	0
BORSOS, ATTILA			5		
Wing	03	9	55.56	6	1
SOTONYI, LASZLO			0		
Centre	04	2	0.00	1	1
MAROSI, LASZLO			2		
Back	06	8	25.00	2	0
IVANCSIK, MIHALY			7		
Wing	07	13	53.85	0	0
SIBALIN, JAKAB			3		
Centre	08	3	100.00	0	0
ZUBJUK, IGOR			1		
Wing	09	2	50.00	1	0
ELES, JOZSEF			0		
Back	10	1	0.00	1	0
BIRO, IMRE			0		
Goalkeeper	12	1	0.00	0	0
FUZESI, FERENC			0		
Centre	14	0	0.00	0	0
MEZEI, RICHARD			0		
Centre	15	0	0.00	0	0
HORVATH, ATTILA			0		
Centre	17	1	0.00	0	0

Team: KOR Korea
Coach: LEE, KYU-JUNG
Assistant: LIM, YOUNG-CHUL

Name	Goals				
Position	No.	Shot	%Shot/Goal	Assist	Steals
CHO, BUM-YUN			1		
Centre	03	2	50.00	1	0
PARK, DO-HUN			3		
Centre	04	6	50.00	0	1
LIM, JIN-SUK			0		
Back	05	3	0.00	0	0
CHO, YOUNG-SHIN			1		
Wing	06	3	33.33	0	0
BACK, SANG-SUH			0		
Centre	07	0	0.00	0	0
CHO, CHI-HYO			9		
Back	10	12	75.00	0	0
LEE, SUN-SOON			0		
Centre	11	0	0.00	0	0
CHOI, SUK-JAI			0		
Goalkeeper	12	0	0.00	0	0
KANG, JAE-WON			5		
Back	13	9	55.56	4	1
MOON, BYUNG-WOOK			2		
Wing	14	3	66.67	0	1
SHIM, JAE-HONG			1		
Centre	15	4	25.00	1	0
LEE, KI-HO			0		
Goalkeeper	16	0	0.00	0	1

231

Preliminary round - group A

KOR		18-28		SWE		
(6-15)		(18-28)				
Korea				Sweden		
18	49	36.73	Goals / Shots	28	47	59.57
1		1	Line	6		10
3		7	Back	2		6
7		27	Field	3		9
3		4	Penalty	2		2
0		0	Free throw	0		0
10		0	Fast break	20		0
	9		Turnovers		7	
	1		Steals		3	
	8		Fouls		6	
1st referee: GER THOMAS, HANS EMIL						
2nd referee: GER THOMAS, JUERGEN KLAUS						

Team: KOR Korea
Coach: LEE, KYU-JUNG
Assistant: LIM, YOUNG-CHUL

Name	Goals				
Position	No.	Shot	%Shot/Goal	Assist	Steals
CHO, BUM-YUN			2		
Centre	03	8	25.00	0	0
PARK, DO-HUN			1		
Centre	04	2	50.00	0	0
LIM, JIN-SUK			2		
Back	05	6	33.33	4	0
CHO, YOUNG-SHIN			1		
Wing	06	3	33.33	0	0
BACK, SANG-SUH			0		
Centre	07	0	0.00	0	0
CHO, CHI-HYO			5		
Back	10	12	41.67	0	0
LEE, SUN-SOON			0		
Centre	11	0	0.00	0	0
CHOI, SUK-JAI			0		
Goalkeeper	12	0	0.00	0	0
KANG, JAE-WON			4		
Back	13	10	40.00	1	0
MOON, BYUNG-WOOK			1		
Wing	14	1	100.00	0	0
SHIM, JAE-HONG			2		
Centre	15	7	28.57	0	1
LEE, KI-HO			0		
Goalkeeper	16	0	0.00	0	0

Team: SWE Sweden
Coach: JOHANSSON, BENGT
Assistant: EDWINSON, LARS

Name	Goals				
Position	No.	Shot	%Shot/Goal	Assist	Steals
OLSSON, MATS			0		
Goalkeeper	01	0	0.00	0	0
WISLANDER, MAGNUS			2		
Centre	03	7	28.57	3	1
LINDGREN, OLA			2		
Back	05	3	66.67	2	2
CARLEN, PER			3		
Pivot	06	4	75.00	0	0
HAJAS, ERIK			5		
Wing	07	7	71.43	0	0
CATO, MAGNUS			2		
Wing	08	3	66.67	0	0
SJOEBLAD, AXEL			3		
Pivot	09	3	100.00	0	0
ANDERSSON, ROBERT			1		
Back	10	3	33.33	0	0
THORSSON, PIERRE			7		
Wing	11	9	77.78	1	0
OLSSON, STEFFAN			0		
Back	13	3	0.00	2	0
ANDERSSON, MAGNUS			3		
Centre	14	5	60.00	2	0
SVENSSON, TOMAS			0		
Goalkeeper	16	0	0.00	0	0



Handbol
Homes

Balonmano
Hombres

Handball
Hommes

Handball
Men

Preliminary round - group A

BRA		21 - 27		HUN		
(10-10)		(21 -27)				
Brazil				Hungary		
21	37	56.76	Goals / Shots	27	49	55.10
7		8	Line	5		7
0		2	Back	2		8
5		14	Field	6		17
5		7	Penalty	4		4
0		0	Free throw	0		0
6		0	Fast break	13		0
	11		Turnovers		5	
	2		Steals		1	
	9		Fouls		5	
1 st referee: BEL		CONVENTS, NIKOLAUS-DIETER				
2nd referee: BEL		XHONNEUX, ROGER JEAN				

Team: BRA		Brazil			
Coach:		SIMOES, ANTONIO CARLOS			
Assistant:		MAZZONETTO, FABIO			
Name	Goals				
Position	No.	Shot	%Shot/Goal	Assist	Steals
FARENCENADUTRA, DREAN			1		
Wing	02	5	20.00	1	1
MORATORE, PAULO ROGERIO			2		
Wing	04	4	50.00	0	0
NASCIMENTO, JOSE RONALDO			5		
Back	05	6	83.33	0	0
HOFFELDER, RODRIGO			3		
Back	06	3	100.00	0	1
AGUIAR E RAMALHO, JOSE LUIZ			1		
Wing	07	2	50.00	2	0
JESUS CARDOSO, GILBERTO			1		
Wing	08	2	50.00	0	0
FONSECA PELISSARI, MILTON			2		
Back	09	4	50.00	0	0
LOPES VIEIRA, JOSE LUIZ			2		
Back	11	2	100.00	0	0
MINHOTO FERRAZ, MARCELO			0		
Goalkeeper	12	0	0.00	0	0
MAZIERO, IVAN BRUNO			3		
Back	13	3	100.00	0	0
CARNASCIALI CAVICHIOLLO, SERGIO			1		
Centre	15	6	16.67	1	0
INOCENTE FILHO, OSVALDO			0		
Goalkeeper	16	0	0.00	0	0

Team: HUN		Hungary			
Coach:		JOOSZ, ATTILA			
Assistant:		KALO, SANDOR			
Name	Goals				
Position	No.	Shot	%Shot/Goal	Assist	Steals
SZATMARI, JANOS			0		
Goalkeeper	01	0	0.00	0	0
CSICSAY, OTTO			1		
Wing	02	4	25.00	0	0
BORSOS, ATTILA			4		
Wing	03	8	50.00	2	1
GYORFFY, SANDOR			4		
Back	05	4	100.00	1	0
MAROSI, LASZLO			3		
Back	06	6	50.00	1	0
IVANCSIK, MIHALY			5		
Wing	07	8	62.50	0	0
SIBALIN, JAKAB			2		
Centre	08	3	66.67	0	0
ELES, JOZSEF			1		
Back	10	5	20.00	3	0
CSOKNYAI, ISTVAN			1		
Back	11	1	100.00	0	0
BIRO, IMRE			0		
Goalkeeper	12	0	0.00	0	0
MEZEI, RICHARD			2		
Centre	15	3	66.67	0	0
HORVATH, ATTILA			4		
Centre	17	7	57.14	4	0

232

Preliminary round - group A

TCH		16 - 16		ISL		
(9- 9)		(16-16)				
Czech and Slovak Fed. Republic				Iceland		
16	42	38.10	Goals / Shots	16	35	45.71
0		5	Line	7		8
4		6	Back	3		7
7		22	Field	3		15
1		1	Penalty	2		3
1		0	Free throw	0		0
7		0	Fast break	2		0
	4		Turnovers		5	
	0		Steals		0	
	6		Fouls		9	
1 st referee: LTU		GUTERMAN, GRIGORIJ				
2nd referee: RUS		TARANOUKHINE, JOURI				

Team: TCH		Czech and Slovak Fed. Republic			
Coach:		SULC, FRANTISEK			
Assistant:		KROUSKY, OTAKAR			
Name	Goals				
Position	No.	Shot	%Shot/Goal	Assist	Steals
KALAFUT, PETER			1		
Pivot	02	2	50.00	0	0
BECVAR, ROMAN			2		
Centre	03	7	28.57	0	0
BAUMRUK, PETR			1		
Back	04	3	33.33	5	0
SETLIK, MARTIN			0		
Pivot	06	3	0.00	1	0
FOLTA, MILAN			0		
Pivot	07	1	0.00	0	0
HUDAK, LUBOS			3		
Wing	09	3	100.00	0	0
VANEK, ZDENEK			1		
Back	10	5	20.00	1	0
TONAR, MICHAL			3		
Wing	11	5	60.00	1	0
SVAJLEN, LUBOMIR			0		
Goalkeeper	12	0	0.00	0	0
HAZL, PETER			1		
Centre	13	3	33.33	0	0
BERGENDI, ZOLTAN			4		
Back	14	10	40.00	0	0
MESIARIK, PETER			0		
Goalkeeper	16	0	0.00	0	0

Team: ISL		Iceland			
Coach:		ADALSTEINSSON, THORBERGUR			
Assistant:		THORVARDARSON, EINAR			
Name	Goals				
Position	No.	Shot	%Shot/Goal	Assist	Steals
SIGURDSSON, BIRGIR			2		
Centre	02	2	100.00	0	0
SIGURDSSON, JAKOB			2		
Wing	03	3	66.67	0	0
GRIMSSON, VALDIMAR			4		
Centre	05	8	50.00	1	0
GUNNARSSON, GUNNAR			1		
Centre	06	1	100.00	1	0
BJARNASON, SIGURDUR			1		
Back	07	4	25.00	2	0
OLAVSSON, KONRAD			0		
Wing	09	0	0.00	0	0
GILSSON, HEDINN			1		
Back	10	6	16.67	2	0
SVEINSSON, GEIR			1		
Centre	11	2	50.00	0	0
HRAFNKELSSON, GUDMUNDUR			0		
Goalkeeper	12	0	0.00	0	0
SIGURDSSON, EINAR			1		
Back	14	1	100.00	0	0
JONASSON, JULIUS			3		
Back	15	8	37.50	3	0
BERGSVEINSSON, BERGSVEINN			0		
Goalkeeper	16	0	0.00	0	0



Handbol
Homes

Balonmano
Hombres

Handball
Hommes

Handball
Men

Preliminary round - group A

TCH		19-20		KOR		
		(11 - 7)		(19-20)		
Czech and Slovak Fed. Republic			Korea			
19	38	50.00	Goals / Shots	20	48	41.67
4		5	Line	2		5
3		8	Back	4		7
5		15	Field	5		20
1		1	Penalty	4		5
0		0	Free throw	1		0
9		0	Fast break	10		0
	6		Turnovers		6	
	0		Steals		1	
	7		Fouls		8	
1st referee:	ESP	GALLEGO, RAMON SILVINO				
2nd referee:	ESP	LAMAS, VICTOR PEDRO				

Team: TCH Czech and Slovak Fed. Republic
 Coach: SULC, FRANTISEK
 Assistant: KROUSKY, OTAKAR

Name	Goals				
Position	No.	Shot	%Shot/Goal	Assist	Steals
KALAFUT, PETER			0		
Pivot	02	0	0.00	0	0
BECVAR, ROMAN			1		
Centre	03	3	33.33	0	0
BAUMRUK, PETR			1		
Back	04	1	100.00	0	0
SETLIK, MARTIN			3		
Pivot	06	5	60.00	0	0
FOLTA, MILAN			1		
Pivot	07	1	100.00	1	0
HUDAK, LUBOS			2		
Wing	09	2	100.00	0	0
VANEK, ZDENEK			3		
Back	10	5	60.00	0	0
TONAR, MICHAL			6		
Wing	11	11	54.55	1	0
SVAJLEN, LUBOMIR			0		
Goalkeeper	12	0	0.00	0	0
HAZL, PETR			0		
Centre	13	4	0.00	1	0
BERGENDI, ZOLTAN			2		
Back	14	6	33.33	0	0
MESIARIK, PETER			0		
Goalkeeper	16	0	0.00	0	0

Team: KOR Korea
 Coach: LEE, KYU-JUNG
 Assistant: LIM, YOUNG-CHUL

Name	Goals				
Position	No.	Shot	%Shot/Goal	Assist	Steals
LEE, KYU-CHANG			0		
Back	02	0	0.00	0	0
CHO, BUM-YUN			0		
Centre	03	0	0.00	0	0
PARK, DO-HUN			1		
Centre	04	3	33.33	0	0
LIM, JIN-SUK			3		
Back	05	10	30.00	4	0
CHO, YOUNG-SHIN			5		
Wing	06	6	83.33	0	0
BACK, SANG-SUH			0		
Centre	07	0	0.00	0	0
CHO, CHI-HYO			6		
Back	10	12	50.00	2	0
LEE, SUN-SOON			0		
Centre	11	0	0.00	0	0
CHOI, SUK-JAI			0		
Goalkeeper	12	0	0.00	0	0
KANG, JAE-WON			3		
Back	13	11	27.27	3	1
MOON, BYUNG-WOOK			2		
Wing	14	6	33.33	3	0
LEE, KI-HO			0		
Goalkeeper	16	0	0.00	0	0

233

Preliminary round - group A

ISL		22-16		HUN		
		(8- 3)		(22-16)		
Iceland			Hungary			
22	42	52.38	Goals / Shots	16	46	34.78
10		12	Line	3		8
1		3	Back	1		6
2		11	Field	7		24
4		6	Penalty	1		2
0		0	Free throw	0		0
10		0	Fast break	6		0
	8		Turnovers		4	
	2		Steals		2	
	7		Fouls		6	
1st referee:	FRA	LELONG, JEAN-MARIUS				
2nd referee:	FRA	TANCREZ, GERARD EMILE A.				

Team: ISL Iceland
 Coach: ADALSTEINSSON, THORBERGUR
 Assistant: THORVARDARSON, EINAR

Name	Goals				
Position	No.	Shot	%Shot/Goal	Assist	Steals
SIGURDSSON, BIRGIR			2		
Centre	02	3	66.67	0	0
SIGURDSSON, JAKOB			1		
Wing	03	1	100.00	0	1
GRIMSSON, VALDIMAR			6		
Centre	05	11	54.55	0	0
GUNNARSSON, GUNNAR			0		
Centre	06	0	0.00	2	0
BJARNASON, SIGURDUR			3		
Back	07	7	42.86	1	0
OLAVSSON, KONRAD			0		
Wing	09	0	0.00	0	0
GILSSON, HEDINN			4		
Back	10	6	66.67	1	0
SVEINSSON, GEIR			4		
Centre	11	4	100.00	0	0
HRAFNEKELSSON, GUDMUNDUR			0		
Goalkeeper	12	0	0.00	0	0
SIGURDSSON, EINAR			2		
Back	14	2	100.00	0	1
JONASSON, JULIUS			0		
Back	15	8	0.00	1	0
BERGSVEINSSON, BERGSVEINN			0		
Goalkeeper	16	0	0.00	0	0

Team: HUN Hungary
 Coach: JOOSZ, ATTILA
 Assistant: KALO, SANDOR

Name	Goals				
Position	No.	Shot	%Shot/Goal	Assist	Steals
SZATMARI, JANOS			0		
Goalkeeper	01	0	0.00	0	0
BORSOS, ATTILA			3		
Wing	03	11	27.27	2	1
MAROSI, LASZLO			4		
Back	06	8	50.00	0	0
IVANCSIK, MIHALY			1		
Wing	07	3	33.33	0	0
SIBALIN, JAKAB			2		
Centre	08	3	66.67	0	0
ZUBJUK, IGOR			1		
Wing	09	5	20.00	0	0
ELES, JOZSEF			1		
Back	10	5	20.00	1	0
CSOKNYAI, ISTVAN			0		
Back	11	0	0.00	0	1
BIRO, IMRE			0		
Goalkeeper	12	1	0.00	0	0
FUZESI, FERENC			1		
Centre	14	4	25.00	0	0
MEZEI, RICHARD			0		
Centre	15	0	0.00	1	0
HORVATH, ATTILA			3		
Centre	17	6	50.00	1	0



Handbol
Homes

Balonmano
Hombres

Handball
Hommes

Handball
Men

Preliminary round - group A

		SWE 22 - 15		BRA		
		(11 - 7)		(22-15)		
Sweden				Brazil		
22	45	48.89	Goals / Shots	15	37	40.54
5		8	Line	3		4
4		7	Back	3		8
5		19	Field	5		18
3		4	Penalty	0		1
1		0	Free throw	0		0
6		1	Fast break	6		0
	6		Turnovers		11	
	2		Steals		2	
	4		Fouls		6	
1 st referee: LTU		GUTERMAN, GRIGORIJ				
2nd referee: RUS		TARANOUKHINE, JOURI				

Team: SWE Sweden
Coach: JOHANSSON, BENGT
Assistant: EDWINSON, LARS

Name		Goals			
Position	No.	Shot	%Shot/Goal	Assist	Steals
OLSSON, MATS			0		
Goalkeeper	01	0	0.00	0	0
HEDIN, ROBERT			6		
Back	02	11	54.55	1	0
WISLANDER, MAGNUS			0		
Centre	03	0	0.00	0	0
BACKEGREN, ANDERS			0		
Centre	04	2	0.00	0	0
LINDGREN, OLA			0		
Back	05	0	0.00	0	0
CARLEN, PER			0		
Pivot	06	0	0.00	0	0
CATO, MAGNUS			3		
Wing	08	5	60.00	0	0
SJOEBLAD, AXEL			2		
Pivot	09	2	100.00	0	0
ANDERSSON, ROBERT			4		
Back	10	8	50.00	2	0
LILJESTRAND, PATRIK			0		
Goalkeeper	12	0	0.00	0	0
ANDERSSON, MAGNUS			3		
Centre	14	8	37.50	2	2
SUORANIEMI, TOMMY			4		
Wing	15	9	44.44	0	0

Team: BRA Brazil
Coach: SIMOES, ANTONIO CARLOS
Assistant: MAZZONETTO, FABIO

Name		Goals			
Position	No.	Shot	%Shot/Goal	Assist	Steals
MORATORE, PAULO ROGERIO			1		
Wing	04	5	20.00	1	0
NASCIMENTO, JOSE RONALDO			0		
Back	05	5	0.00	2	1
HOFFELDER, RODRIGO			1		
Back	06	7	14.29	0	0
AGUIAR E RAMALHO, JOSE LUIZ			2		
Wing	07	3	66.67	1	0
FONSECA PELISSARI, MILTON			1		
Back	09	2	50.00	1	1
OLIVEIRA BRITO, CLAUDIO			1		
Centre	10	1	100.00	0	0
LOPES VIEIRA, JOSE LUIZ			3		
Back	11	4	75.00	0	0
MINHOTO FERRAZ, MARCELO			0		
Goalkeeper	12	0	0.00	0	0
MAZIERO, IVAN BRUNO			1		
Back	13	2	50.00	0	0
RIZZO, EDSON ROBERTO			0		
Centre	14	0	0.00	0	0
CARNASCIALI CAVICHIOLLO, SERGIO			5		
Centre	15	8	62.50	1	0
INOCENTE FILHO, OSVALDO			0		
Goalkeeper	16	0	0.00	0	0

234

Preliminary round - group A

		ISL 26 - 24		KOR		
		(11 - 14)		(26-24)		
Iceland				Korea		
26	39	66.67	Goals / Shots	24	44	54.55
8		12	Line	3		5
6		7	Back	2		3
2		6	Field	10		26
3		4	Penalty	3		3
0		0	Free throw	0		0
10		0	Fast break	7		0
	4		Turnovers		5	
	1		Steals		1	
	9		Fouls		6	
1 st referee: SUI		RUDIN, FREDERIC JEAN				
2nd referee: SUI		SCHILL, ROGER				

Team: ISL Iceland
Coach: ADALSTEINSSON, THORBERGUR
Assistant: THORVARDARSON, EINAR

Name		Goals			
Position	No.	Shot	%Shot/Goal	Assist	Steals
SIGURDSSON, BIRGIR			1		
Centre	02	2	50.00	0	0
SIGURDSSON, JAKOB			2		
Wing	03	3	66.67	0	0
GRIMSSON, VALDIMAR			8		
Centre	05	12	66.67	1	1
GUNNARSSON, GUNNAR			5		
Centre	06	5	100.00	3	0
BJARNASON, SIGURDUR			0		
Back	07	0	0.00	0	0
OLAVSSON, KONRAD			0		
Wing	09	0	0.00	0	0
GILSSON, HEDINN			4		
Back	10	4	100.00	0	0
SVEINSSON, GEIR			3		
Centre	11	4	75.00	0	0
HRAFINKELSSON, GUDMUNDUR			0		
Goalkeeper	12	0	0.00	0	0
SIGURDSSON, EINAR			2		
Back	14	4	50.00	0	0
JONASSON, JULIUS			1		
Back	15	5	20.00	3	0
BERGSVEINSSON, BERGSVEINN			0		
Goalkeeper	16	0	0.00	0	0

Team: KOR Korea
Coach: LEE, KVVU-JUNG
Assistant: LIM, YOUNG-CHUL

Name		Goals			
Position	No.	Shot	%Shot/Goal	Assist	Steals
CHO, BUM-YUN			4		
Centre	03	8	50.00	1	0
PARK, DO-HUN			2		
Centre	04	3	66.67	0	1
LIM, JIN-SUK			4		
Back	05	12	33.33	1	0
CHO, YOUNG-SHIN			3		
Wing	06	5	60.00	0	0
BACK, SANG-SUH			0		
Centre	07	0	0.00	0	0
JUNG, KANG-WOOK			1		
Wing	08	1	100.00	0	0
YOUN, KYUNG-SHIN			0		
Wing	09	0	0.00	0	0
CHO, CHI-HYO			9		
Back	10	14	64.29	0	0
LEE, SUN-SOON			0		
Centre	11	0	0.00	0	0
CHOI, SUK-JAI			0		
Goalkeeper	12	0	0.00	0	0
SHIM, JAE-HONG			1		
Centre	15	1	100.00	0	0
LEE, KI-HO			0		
Goalkeeper	16	0	0.00	0	0



Handbol
Homes

Balonmano
Hombres

Handball
Hommes

Handball
Men

Preliminary round - group A

HUN		21 - 25		SWE	
(10-14)		(21 - 25)			
Hungary				Sweden	
21	43	48.84	Goals / Shots	25	41
6	7		Line	4	5
2	5		Back	2	4
4	17		Field	4	10
3	3		Penalty	7	9
0	0		Free throw	0	0
11	0		Fast break	13	0
7			Turnovers		6
3			Steals		3
6			Fouls		3
1st referee:	ESP	GALLEGO, RAMON SILVINO			
2nd referee:	ESP	LAMAS, VICTOR PEDRO			

Team: HUN Hungary

Coach: JOOSZ, ATTILA

Assistant: KALO, SANDOR

Name	Position	Goals			
		No.	Shot	%Shot/Goal	Assist Steals
SZATMARI, JANOS	Goalkeeper	01	0	0.00	0 0
BORSOS, ATTILA	Wing	03	7	57.14	0 1
MAROSI, LASZLO	Back	06	0	0.00	0 0
IVANCSIK, MIHALY	Wing	07	2	50.00	1 0
SIBALIN, JAKAB	Centre	08	5	80.00	0 0
ZUBJUK, IGOR	Wing	09	4	25.00	1 0
ELES, JOZSEF	Back	10	12	41.67	1 2
CSOKNYAI, ISTVAN	Back	11	4	50.00	0 0
BIRO, IMRE	Goalkeeper	12	0	0.00	0 0
FUZESI, FERENC	Centre	14	2	50.00	0 0
MEZEI, RICHARD	Centre	15	1	100.00	0 0
HORVATH, ATTILA	Centre	17	6	33.33	1 0

Team: SWE Sweden

Coach: JOHANSSON, BENGT

Assistant: EDWINSON, LARS

Name	Position	Goals			
		No.	Shot	%Shot/Goal	Assist Steals
OLSSON, MATS	Goalkeeper	01	0	0.00	0 0
HEDIN, ROBERT	Back	02	5	80.00	0 0
WISLANDER, MAGNUS	Centre	03	3	100.00	1 0
LINDGREN, OLA	Back	05	4	25.00	4 0
CARLEN, PER	Pivot	06	5	60.00	0 0
HAJAS, ERIK	Wing	07	8	75.00	1 1
SJOEBLAD, AXEL	Pivot	09	0	0.00	0 0
ANDERSSON, ROBERT	Back	10	1	0.00	1 0
THORSSON, PIERRE	Wing	11	5	40.00	0 1
OLSSON, STEFFAN	Back	13	6	50.00	1 1
ANDERSSON, MAGNUS	Centre	14	4	75.00	0 0
SVENSSON, TOMAS	Goalkeeper	16	0	0.00	0 0

Preliminary round - group A

BRA		16 - 27		TCH	
(9- 9)		(16-27)			
Brazil				Czech and Slovak Fed. Republic	
16	38	42.11	Goals / Shots	27	49
2	4		Line	3	3
2	2		Back	3	4
4	20		Field	9	23
3	5		Penalty	1	1
0	0		Free throw	0	0
7	0		Fast break	18	0
12			Turnovers		5
2			Steals		1
11			Fouls		2
1st referee:	POL	SZAJNA, MAREK			
2nd referee:	POL	WROBLEWSKI, JACEK			

Team: BRA Brazil

Coach: SIMOES, ANTONIO CARLOS

Assistant: MAZZONETTO, FABIO

Name	Position	Goals			
		No.	Shot	%Shot/Goal	Assist Steals
FARENCENA DUTRA, DREAN	Wing	02	4	50.00	0 0
MORATORE, PAULO ROGERIO	Wing	04	8	25.00	0 0
NASCIMENTO, JOSE RONALDO	Back	05	6	50.00	0 2
HOFFELDER, RODRIGO	Back	06	4	0.00	0 0
AGUIAR E RAMALHO, JOSE LUIZ	Wing	07	5	40.00	1 0
FONSECA PELISSARI, MILTON	Back	09	0	0.00	0 0
LOPES VIEIRA, JOSE LUIZ	Back	11	5	80.00	0 0
MINHOTO FERRAZ, MARCELO	Goalkeeper	12	0	0.00	0 0
MAZIERO, IVAN BRUNO	Back	13	0	0.00	1 0
RIZZO, EDSON ROBERTO	Centre	14	1	100.00	2 0
CARNASCIALI CAVICHILO, SERGIO	Centre	15	5	40.00	0 0
INOCENTE FILHO, OSVALDO	Goalkeeper	16	0	0.00	0 0

Team: TCH Czech and Slovak Fed. Republic

Coach: SULC, FRANTISEK

Assistant: KROUSKY, OTAKAR

Name	Position	Goals			
		No.	Shot	%Shot/Goal	Assist Steals
KALAFUT, PETER	Pivot	02	2	100.00	0 0
SETLIK, MARTIN	Pivot	06	0	0.00	0 0
FOLTA, MILAN	Pivot	07	0	0.00	0 0
LANCA, VACLAV	Back	08	14	50.00	3 0
HUDAK, LUBOS	Wing	09	7	42.86	0 0
VANEK, ZDENEK	Back	10	1	0.00	0 0
TONAR, MICHAL	Wing	11	10	80.00	0 1
SVAJLEN, LUBOMIR	Goalkeeper	12	0	0.00	0 0
HAZL, PETR	Centre	13	0	0.00	0 0
BERGENDI, ZOLTAN	Back	14	10	60.00	1 0
SEDLACEK, JAN	Centre	15	5	20.00	0 0
MESIARIK, PETER	Goalkeeper	16	0	0.00	0 0



Handbol
Homes

Balmano
Hombres

Handball
Hommes

Handball
Men

Preliminary round - group A

HUN		20-18		TCH		
(9-8)		(20-18)				
Hungary		Czech and Slovak Fed. Republic				
20	40	50.00	Goals / Shots	18	37	48.65
1		5	Line	3		4
4		7	Back	1		2
6		17	Field	4		12
3		3	Penalty	2		3
0		0	Free throw	1		0
8		0	Fast break	15		1
	7		Turnovers		5	
	1		Steals		3	
	11		Fouls		11	
1st referee: GER THOMAS, HANS EMIL						
2nd referee: GER THOMAS, JUERGEN KLAUS						

Team: HUN Hungary
Coach: JOOSZ, ATTILA
Assistant: KALO, SANDOR

Name	Goals				
Position	No.	Shot	%Shot/Goal	Assist	Steals
SZATMARI, JANOS			0		
Goalkeeper	01	0	0.00	0	0
CSICSAY, OTTO			2		
Wing	02	6	33.33	0	0
BORSOS, ATTILA			3		
Wing	03	5	60.00	2	0
MAROSI, LASZLO			0		
Back	06	0	0.00	1	0
IVANCSIK, MIHALY			1		
Wing	07	2	50.00	0	0
SIBALIN, JAKAB			2		
Centre	08	4	50.00	0	0
ELES, JOZSEF			4		
Back	10	6	66.67	2	1
CSOKNYAI, ISTVAN			1		
Back	11	1	100.00	0	0
BIRO, IMRE			0		
Goalkeeper	12	0	0.00	0	0
FUZESI, FERENC			0		
Centre	14	4	0.00	1	0
MEZEI, RICHARD			0		
Centre	15	0	0.00	0	0
HORVATH, ATTILA			7		
Centre	17	12	58.33	6	0

Team: TCH Czech and Slovak Fed. Republic
Coach: SULC, FRANTISEK
Assistant: KROUSKY, OTAKAR

Name	Goals				
Position	No.	Shot	%Shot/Goal	Assist	Steals
KALAFUT, PETER			1		
Pivot	02	1	100.00	0	0
BECVAR, ROMAN			1		
Centre	03	2	50.00	0	0
SETLIK, MARTIN			6		
Pivot	06	6	100.00	0	0
FOLTA, MILAN			1		
Pivot	07	2	50.00	0	1
LANCA, VACLAV			3		
Back	08	7	42.86	2	1
HUDAK, LUBOS			1		
Wing	09	5	20.00	0	0
VANEK, ZDENEK			0		
Back	10	1	0.00	3	1
TONAR, MICHAL			3		
Wing	11	6	50.00	0	0
SVAJLEN, LUBOMIR			0		
Goalkeeper	12	0	0.00	0	0
BERGENDI, ZOLTAN			2		
Back	14	5	40.00	1	0
SEDLACEK, JAN			0		
Centre	15	2	0.00	0	0
MESIARIK, PETER			0		
Goalkeeper	16	0	0.00	0	0

236

Preliminary round - group A

KOR		30-26		BRA		
(16-13)		(30-26)				
Korea		Brazil				
30	54	55.56	Goals / Shots	26	39	66.67
2		4	Line	10		12
4		10	Back	4		6
16		30	Field	6		15
2		2	Penalty	2		2
0		0	Free throw	0		0
8		0	Fast break	4		0
	3		Turnovers		9	
	5		Steals		3	
	5		Fouls		11	
1st referee: LTU GUTERMAN, GRIGORIJ						
2nd referee: RUS TARANOUKHINE, JOURI						

Team: KOR Korea
Coach: LEE, KYU-JUNG
Assistant: LIM, YOUNG-CHUL

Name	Goals				
Position	No.	Shot	%Shot/Goal	Assist	Steals
LEE, KYU-CHANG			0		
Back	02	0	0.00	0	0
CHO, BUM-YUN			0		
Centre	03	1	0.00	0	0
PARK, DO-HUN			2		
Centre	04	3	66.67	0	0
LIM, JIN-SUK			3		
Back	05	6	50.00	2	1
CHO, YOUNG-SHIN			4		
Wing	06	7	57.14	1	0
BACK, SANG-SUH			2		
Centre	07	5	40.00	0	0
JUNG, KANG-WOOK			2		
Wing	08	5	40.00	2	0
YOUN, KYUNG-SHIN			6		
Wing	09	10	60.00	0	1
CHO, CHI-HYO			9		
Back	10	13	69.23	1	0
CHOI, SUK-JAI			0		
Goalkeeper	12	0	0.00	0	0
SHIM, JAE-HONG			2		
Centre	15	4	50.00	0	3
LEE, KI-HO			0		
Goalkeeper	16	0	0.00	0	0

Team: BRA Brazil
Coach: SIMOES, ANTONIO CARLOS
Assistant: MAZZONETTO, FABIO

Name	Goals				
Position	No.	Shot	%Shot/Goal	Assist	Steals
MORATORE, PAULO ROGERIO			3		
Wing	04	5	60.00	0	0
NASCIMENTO, JOSE RONALDO			3		
Back	05	5	60.00	0	2
AGUIAR E RAMALHO, JOSE LUIZ			0		
Wing	07	0	0.00	4	0
JESUS CARDOSO, GILBERTO			1		
Wing	08	3	33.33	0	0
FONSECA PELISSARI, MILTON			4		
Back	09	5	80.00	0	0
OLIVEIRA BRITO, CLAUDIO			0		
Centre	10	0	0.00	0	0
LOPES VIEIRA, JOSE LUIZ			6		
Back	11	8	75.00	0	0
MINHOTO FERRAZ, MARCELO			0		
Goalkeeper	12	0	0.00	0	0
MAZIERO, IVAN BRUNO			3		
Back	13	3	100.00	0	1
RIZZO, EDSON ROBERTO			1		
Centre	14	2	50.00	0	0
CARNASCIALI CAVICHIOLLO, SERGIO			4		
Centre	15	7	57.14	4	0
INOCENTE FILHO, OSVALDO			1		
Goalkeeper	16	1	100.00	0	0



Handbol
Homes

Balonmano
Hombres

Handball
Hommes

Handball
Men

Preliminary round - group A

SWE		25-18		ISL		
(12-7)		(25-18)				
Sweden			Iceland			
25	47	53.19	Goals / Shots	18	41	43.90
8		12	Line	5		5
1		3	Back	3		7
7		17	Field	5		20
3		5	Penalty	0		3
0		0	Free throw	0		0
10		0	Fast break	6		0
	3		Turnovers		10	
	2		Steals		2	
	5		Fouls		4	
1st referee: DEN		CHRISTENSEN, OLE				
2nd referee: DEN		JORGENSEN, PER GODSK				

Team: SWE Sweden
Coach: JOHANSSON, BENGT
Assistant: EDWINSON, LARS

Name	Goals				
Position	No.	Shot	%Shot/Goal	Assist	Steals
OLSSON, MATS			0		
Goalkeeper	01	0	0.00	0	0
WISLANDER, MAGNUS			2		
Centre	03	4	50.00	9	0
BACKEGREN, ANDERS			1		
Centre	04	2	50.00	0	0
LINDGREN, OLA			2		
Back	05	7	28.57	1	0
CARLEN, PER			8		
Pivot	06	9	88.89	0	1
HAJAS, ERIK			5		
Wing	07	8	62.50	0	1
CATO, MAGNUS			0		
Wing	08	1	0.00	0	0
SJOEBLAD, AXEL			0		
Pivot	09	1	0.00	0	0
THORSSON, PIERRE			0		
Wing	11	1	0.00	0	0
OLSSON, STEFFAN			1		
Back	13	6	16.67	2	0
ANDERSSON, MAGNUS			6		
Centre	14	8	75.00	0	0
SVENSSON, TOMAS			0		
Goalkeeper	16	0	0.00	0	0

Team: ISL Iceland
Coach: ADALSTEINSSON, THORBERGUR
Assistant: THORVARDARSON, EINAR

Name	Goals				
Position	No.	Shot	%Shot/Goal	Assist	Steals
SIGURDSSON, BIRGIR			0		
Centre	02	0	0.00	0	0
SIGURDSSON, JAKOB			1		
Wing	03	2	50.00	0	0
GRIMSSON, VALDIMAR			3		
Centre	05	9	33.33	1	0
GUNNARSSON, GUNNAR			1		
Centre	06	4	25.00	0	1
BJARNASON, SIGURDUR			0		
Back	07	2	0.00	1	0
JOHANNESON, PATREKUR			2		
Back	08	3	66.67	0	1
SVEINSSON, GEIR			5		
Centre	11	6	83.33	0	0
HRAFINKELSSON, GUDMUNDUR			0		
Goalkeeper	12	0	0.00	0	0
ANDRESSON, GUNNAR			1		
Centre	13	1	100.00	0	0
SIGURDSSON, EINAR			4		
Back	14	9	44.44	0	0
JONASSON, JULIUS			1		
Back	15	5	20.00	0	0
BERGSVEINSSON, BERGSVEINN			0		
Goalkeeper	16	0	0.00	0	0

Preliminary round - group B

ROM		22-21		EGY		
(10-12)		(22-21)				
Romania			Arab Republic of Egypt			
22	40	55.00	Goals / Shots	21	37	56.76
5		10	Line	6		7
3		6	Back	0		3
9		17	Field	6		16
3		4	Penalty	3		5
0		0	Free throw	0		0
3		0	Fast break	6		0
	10		Turnovers		4	
	1		Steals		2	
	4		Fouls		14	
1st referee: SWE		JOHANSSON, BO HARRY CHRISTER				
2nd referee: SWE		KJELPKVIST, BERNT C.				

Team: ROM Romania
Coach: NICA, CEZAR PAUL
Assistant: ORBAN, STEFAN

Name	Goals				
Position	No.	Shot	%Shot/Goal	Assist	Steals
ZAHARIA, VALENTIN CRISTIAN			4		
Back	02	8	50.00	2	0
DUMITRU, MARIAN			1		
Back	03	3	33.33	2	1
DEDU, ALEXANDRU MIHAI			2		
Centre	05	2	100.00	0	0
LICU, ROBERT IOAN			3		
Back	07	4	75.00	2	0
PRISACARU, IOAN RUDI			0		
Centre	08	1	0.00	0	0
BERBECE, DUMITRU			5		
Wing	09	6	83.33	0	0
MOCANU, ION			4		
Centre	10	6	66.67	0	0
POPOVICI, ADI DANIEL			2		
Wing	11	5	40.00	0	0
BULIGAN, ALEXANDRU			0		
Goalkeeper	12	0	0.00	0	0
RADUTA, GHEORGHE-TITEL			0		
Wing	15	0	0.00	0	0
TOACSEN, GABRIEL SORIN			0		
Goalkeeper	16	0	0.00	0	0
VOINEA, MARICEL			1		
Centre	18	5	20.00	4	0

Team: EGY Arab Republic of Egypt
Coach: TIEDEMANN, PAUL
Assistant: ELSADANY, ASEM

Name	Goals				
Position	No.	Shot	%Shot/Goal	Assist	Steals
ELKORDY, KHALED			0		
Goalkeeper	01	0	0.00	0	0
ELATTAR, AHMED			4		
Back	02	9	44.44	1	0
SERAGELDIN, AMR			1		
Wing	03	1	100.00	0	0
ABDALLA, HOSAM			2		
Back	04	4	50.00	0	0
AHMED MOHAMED, MOHAMED			1		
Wing	05	1	100.00	2	0
ELKASABY, ASER			2		
Centre	06	2	100.00	1	0
MAHMOUD, YASSER			4		
Centre	09	6	66.67	2	0
MOHAMED, GOHAR			0		
Centre	11	0	0.00	0	0
DEBES, AHMED			0		
Wing	14	4	0.00	0	0
MABROUK, ASHRAF			1		
Back	15	3	33.33	0	0
ABDELHAMID, AYMAN			0		
Goalkeeper	16	0	0.00	0	0
BELAL, AHMED			6		
Centre	17	7	85.71	3	2



Handbol
Homes

Balonmano
Hombres

Handball
Hommes

Handball
Men

Preliminary round - group B

EUN		25-15	GER	
(12- 7)		(25-15)		
Unified Team				Germany
25	41	60.98	Goals / Shots	15 32 46.88
9		12	Line	3 4
1		3	Back	1 5
5		14	Field	9 19
4		4	Penalty	0 1
0		0	Free throw	0 0
8		0	Fast break	3 0
	2		Turnovers	7
	2		Steals	0
	3		Fouls	5
1st referee: SLO JUG, STEFAN				
2nd referee: SLO JEGLIC, HERBERT				

Team: EUN Unified Team
Coach: MIRONOVITCH, SPARTAK
Assistant: MAKSIMOV, VLADIMIR

Name	Goals				
Position	No.	Shot	%Shot/Goal	Assist	Steals
LAVROV, ANDREI			0		
Goalkeeper	01	0	0.00	0	0
VASSILIEV, IGOR			0		
Back	02	1	0.00	3	0
GAVRILOV, IOURI			5		
Wing	03	7	71.43	0	0
BARBACHINSKI, ANDREI			4		
Centre	04	6	66.67	0	0
BEBECHKO, SERGUEI			3		
Centre	07	4	75.00	1	1
GOPINE, VALERI			2		
Wing	08	3	66.67	0	0
KOUDINOV, VASSILI			0		
Back	09	2	0.00	0	0
DOUCHEBAEV, TALANT			7		
Centre	10	9	77.78	1	1
IAKIMOVITCH, MIKHAIL			4		
Back	13	9	44.44	5	0
GREBNEV, OLEG			0		
Centre	14	0	0.00	0	0
KISILEV, OLEG			0		
Back	15	0	0.00	1	0
TCHOUMAK, IGOR			0		
Goalkeeper	16	0	0.00	0	0

Team: GER Germany
Coach: BREDEMEIER, HORST
Assistant: SPATE, DIETRICH

Name	Goals				
Position	No.	Shot	%Shot/Goal	Assist	Steals
KRIETER, MICHAEL			0		
Goalkeeper	01	0	0.00	0	0
WAHL, FRANK MICHAEL			2		
Back	03	3	66.67	1	0
PETERSEN, KLAUS-DIETER			0		
Pivot	04	0	0.00	0	0
HAUCK, STEPHAN			5		
Centre	05	5	100.00	0	0
HAHN, MATTHIAS			3		
Pivot	06	3	100.00	0	0
RATKA, RICHARD HERMANN			2		
Back	08	4	50.00	0	0
WINSELMANN, HOLGER			1		
Wing	09	1	100.00	0	0
ZERBE, VOLKER			0		
Back	11	6	0.00	2	0
THIEL, ANDREAS			0		
Goalkeeper	12	0	0.00	0	0
SCHNEIDER, HOLGER PETER			1		
Wing	13	3	33.33	0	0
FRAATZ, JOCHEN			1		
Wing	14	4	25.00	2	0
ROOS, BERND			0		
Wing	15	3	0.00	0	0

238

Preliminary round - group B

ESP		16-18	FRA	
(7- 7)		(16-18)		
Spain				France
16	30	53.33	Goals / Shots	18 40 45.00
4		5	Line	3 4
0		2	Back	1 7
6		15	Field	7 20
4		4	Penalty	2 2
0		0	Free throw	0 0
4		0	Fast break	7 0
	4		Turnovers	2
	0		Steals	2
	8		Fouls	8
1st referee: POL SZAJNA, MAREK				
2nd referee: POL WROBLEWSKI, JACEK				

Team: ESP Spain
Coach: GARCIAQUESTA, JAVIER
Assistant: IBERO IRIARTE, CRUZ MARIA

Name	Goals				
Position	No.	Shot	%Shot/Goal	Assist	Steals
FORT MAURI, JAUME			0		
Goalkeeper	01	0	0.00	0	0
CABANAS LOPEZ, JAVIER			0		
Wing	02	2	0.00	0	0
MUÑOZ MELO, JUAN FRANCISCO			1		
Back	03	1	100.00	0	0
MARIN MARIN, RICARDO			0		
Centre	05	1	0.00	0	0
GARRALDA LARUMBE, MATEO			2		
Back	06	4	50.00	1	0
URDANGARIN LIEBAERT, IGNACIO			1		
Back	07	2	50.00	0	0
MASIP BORRAS, ENRIC			6		
Centre	08	7	85.71	2	0
ALEMANY MARIN, JUAN F.			2		
Back	09	7	28.57	1	0
ETXABURU CASTRO, AITOR			2		
Pivot	11	2	100.00	0	0
RICO DIAZ, LORENZO			0		
Goalkeeper	12	0	0.00	0	0
GARCIA LOPEZ, LUIS EDUARDO			0		
Pivot	13	0	0.00	0	0
FRANCH ALFOS, ALEIX			2		
Wing	14	4	50.00	0	0

Team: FRA France
Coach: CONSTANTINI, DANIEL
Assistant: LEPOINTE, JEAN-PIERRE

Name	Goals				
Position	No.	Shot	%Shot/Goal	Assist	Steals
MEDARD, PHILIPPE			0		
Goalkeeper	01	0	0.00	0	0
MAHE, PASCAL			2		
Back	03	2	100.00	0	0
DEBUREAU, PHILIPPE			2		
Back	04	5	40.00	0	0
VOLLE, FREDERIC			4		
Centre	05	5	80.00	0	0
LATHOUD, DENIS			3		
Back	06	6	50.00	0	0
QUINTIN, ERIC			2		
Wing	11	5	40.00	2	0
GARDENT, PHILIPPE			1		
Wing	13	2	50.00	1	0
PERREUX, THIERRY			1		
Wing	14	4	25.00	1	0
MUNIER, LAURENT			0		
Centre	15	6	0.00	0	0
PEREZ, FREDERIC			0		
Goalkeeper	16	0	0.00	0	0
RICHARDSON, JACKSON			3		
Centre	17	4	75.00	0	2
STOECKLIN, STEPHANE			0		
Wing	18	1	0.00	0	0



Handbol
Homes

Balonmano
Hombres

Handball
Hommes

Handball
Men

Preliminary round - group B

FRA		22 - 23		EUN	
(12-14)		(22-23)			
France				Unified Team	
22	45	48.89	Goals / Shots	23	42 54.76
3		5	Line	4	5
1		2	Back	1	2
9		29	Field	9	23
1		1	Penalty	3	4
0		0	Free throw	0	0
8		0	Fast break	8	0
	7		Turnovers		8
	1		Steals		1
	8		Fouls		6
1st referee:	SUI	RUDIN, FREDERIC JEAN			
2nd referee:	SUI	SCHILL, ROGER			

Team: FRA France
Coach: COSTANTINI, DANIEL
Assistant: LEPOINTE, JEAN-PIERRE

Name	Goals				
Position	No.	Shot	%Shot/Goal	Assist	Steals
MAHE, PASCAL			1		
Back	03	1	100.00	0	0
DEBUREAU, PHILIPPE			3		
Back	04	8	37.50	0	0
VOLLE, FREDERIC			2		
Centre	05	7	28.57	1	0
LATHOUD, DENIS			3		
Back	06	12	25.00	0	0
TRISTANT, DENIS			1		
Wing	08	1	100.00	0	0
MONTHUREL, GAEL			1		
Wing	09	1	100.00	0	0
PORTES, ALAIN			4		
Wing	10	4	100.00	0	0
THIEBAUT, JEAN-LUC			0		
Goalkeeper	12	0	0.00	0	0
PERREUX, THIERRY			1		
Wing	14	2	50.00	1	0
MUNIER, LAURENT			4		
Centre	15	7	57.14	0	0
PEREZ, FREDERIC			0		
Goalkeeper	16	0	0.00	0	0
RICHARDSON, JACKSON			2		
Centre	17	2	100.00	0	1

Team: EUN Unified Team
Coach: MIRONOVITCH, SPARTAK
Assistant: MAKSIMOV, VLADIMIR

Name	Goals				
Position	No.	Shot	%Shot/Goal	Assist	Steals
LAVROV, ANDREI			0		
Goalkeeper	01	0	0.00	0	0
VASSILIEV, IGOR			0		
Back	02	3	0.00	3	0
GAVRILOV, IOURI			1		
Wing	03	3	33.33	0	0
BARBACHINSKI, ANDREI			1		
Centre	04	2	50.00	0	0
BEBECKHO, SERGUEI			0		
Centre	07	0	0.00	0	0
GOPINE, VALERI			6		
Wing	08	6	100.00	0	0
KOUDINOV, VASSILI			0		
Back	09	0	0.00	0	0
DOUCHEBAEV, TALANT			9		
Centre	10	13	69.23	0	1
IAKIMOVITCH, MIKHAIL			5		
Back	13	14	35.71	1	0
GREBNEV, OLEG			0		
Centre	14	0	0.00	0	0
KISILEV, OLEG			1		
Back	15	1	100.00	2	0
TCHOUMAK, IGOR			0		
Goalkeeper	16	0	0.00	0	0

239

Preliminary round - group B

GER		20 - 20		ROM	
(9-13)		(20-20)			
Germany				Romania	
20	34	58.82	Goals / Shots	20	33 60.61
6		9	Line	3	5
3		3	Back	2	2
4		15	Field	9	19
1		1	Penalty	4	4
0		0	Free throw	1	0
6		0	Fast break	2	0
	3		Turnovers		4
	3		Steals		1
	4		Fouls		3
1st referee:	DEN	CHRISTENSEN, OLE			
2nd referee:	DEN	JORGENSEN, PER GODSK			

Team: GER Germany
Coach: BREDEMEIER, HORST
Assistant: SPATE, DIETRICH

Name	Goals				
Position	No.	Shot	%Shot/Goal	Assist	Steals
WAHL, FRANK MICHAEL			1		
Back	03	2	50.00	0	0
PETERSEN, KLAUS-DIETER			0		
Pivot	04	0	0.00	0	0
HAUCK, STEPHAN			1		
Centre	05	3	33.33	0	0
HAHN, MATTHIAS			3		
Pivot	06	4	75.00	0	2
RATKA, RICHARD HERMANN			1		
Back	08	4	25.00	1	0
WINSELMANN, HOLGER			5		
Wing	09	6	83.33	1	1
KLEMM, MICHAEL			0		
Centre	10	1	0.00	0	0
ZERBE, VOLKER			2		
Back	11	4	50.00	3	0
THIEL, ANDREAS			0		
Goalkeeper	12	0	0.00	0	0
SCHNEIDER, HOLGER PETER			3		
Wing	13	3	100.00	0	0
FRAATZ, JOCHEN			4		
Wing	14	7	57.14	1	0
HOLPERT, JAN			0		
Goalkeeper	16	0	0.00	0	0

Team: ROM Romania
Coach: MCA, CEZAR PAUL
Assistant: ORBAN, STEFAN

Name	Goals				
Position	No.	Shot	%Shot/Goal	Assist	Steals
ZAHARIA, VALENTIN CRISTIAN			5		
Back	02	10	50.00	3	0
DUMITRU, MARIAN			1		
Back	03	1	100.00	0	0
DEDU, ALEXANDRU MIHAI			0		
Centre	05	0	0.00	0	0
LICU, ROBERT IOAN			5		
Back	07	10	50.00	2	0
PRISACARU, IOAN RUDI			1		
Centre	08	1	100.00	0	0
BERBECE, DUMITRU			1		
Wing	09	1	100.00	2	0
MOCANU, ION			2		
Centre	10	3	66.67	0	0
POPOVICI, ADI DANIEL			1		
Wing	11	2	50.00	0	0
BULIGAN, ALEXANDRU			0		
Goalkeeper	12	0	0.00	0	0
RADUTA, GHEORGHE-TITEL			0		
Wing	15	0	0.00	0	0
TOACSEN, GABRIEL SORIN			0		
Goalkeeper	16	0	0.00	0	0
VOINEA, MARICEL			4		
Centre	18	5	80.00	2	1



Handbol
Homes

Balonmano
Hombres

Handball
Hommes

Handball
Men

Preliminary round - group B

EGY		18-23		ESP		
(11-11)		(18-23)				
Arab Republic of Egypt				Spain		
18	41	43.90	Goals / Shots	23	36	63.89
3		5	Line	7		8
1		3	Back	5		10
8		27	Field	3		6
2		2	Penalty	3		3
0		0	Free throw	0		0
4		0	Fast break	9		0
	4		Turnovers		15	
	1		Steals		2	
	15		Fouls		6	
1st referee:	JPN	GOTO, NOBORU				
2nd referee:	JPN	SHIMADA, FUSAJI				

Team: EGY Arab Republic of Egypt
Coach: TIEDEMANN, PAUL
Assistant: ELSADANY, ASEM

Name	Goals				
Position	No.	Shot	%Shot/Goal	Assist	Steals
ELKORDY, KHALED			0		
Goalkeeper	01	0	0.00	0	0
ELATTAR, AHMED			1		
Back	02	7	14.29	0	0
ABDALLA, HOSAM			3		
Back	04	5	60.00	0	0
AHMED MOHAMED, MOHAMED			3		
Wing	05	4	75.00	0	0
ELKASABY, ASER			3		
Centre	06	4	75.00	1	0
ELSHARKAWY, ADEL			0		
Wing	07	0	0.00	0	0
MAHMOUD, YASSER			1		
Centre	09	4	25.00	1	1
MOHAMED, GOHAR			1		
Centre	11	1	100.00	0	0
DEBES, AHMED			0		
Wing	14	1	0.00	1	0
MABROUK, ASHRAF			3		
Back	15	5	60.00	0	0
ABDELHAMID, AYMAN			0		
Goalkeeper	16	0	0.00	0	0
BELAL, AHMED			3		
Centre	17	10	30.00	1	0

Team: ESP Spain
Coach: GARCIA CUESTA, JAVIER
Assistant: IBERO IRIARTE, CRUZ MARIA

Name	Goals				
Position	No.	Shot	%Shot/Goal	Assist	Steals
MUÑOZ MELO, JUAN FRANCISCO			4		
Back	03	4	100.00	3	0
GARRALDA LARUMBE, MATEO			1		
Back	06	3	33.33	4	0
URDANGARIN LIEBAERT, IGNACIO			1		
Back	07	2	50.00	0	0
MASIP BORRAS, ENRIC			0		
Centre	08	2	0.00	4	0
ALEMANY MARIN, JUAN F.			0		
Back	09	0	0.00	0	0
URDIALES MARQUEZ, ALBERTO			9		
Wing	10	13	69.23	0	0
ETXABURU CASTRO, AITOR			1		
Pivot	11	1	100.00	0	1
RICO DIAZ, LORENZO			0		
Goalkeeper	12	0	0.00	0	0
GARCIA LOPEZ, LUIS EDUARDO			2		
Pivot	13	3	66.67	1	0
FRANCH ALFOS, ALEIX			4		
Wing	14	7	57.14	0	0
HERMIDA GARCIA, ANGEL			1		
Back	15	1	100.00	3	1
BARRUFET BOFILL, DAVID			0		
Goalkeeper	16	0	0.00	0	0

240

Preliminary round - group B

EUN		22-18		EGY		
(12-9)		(22-18)				
Unified Team				Arab Republic of Egypt		
22	36	61.11	Goals / Shots	18	41	43.90
4		7	Line	3		3
1		1	Back	0		1
5		12	Field	9		27
5		6	Penalty	3		4
0		0	Free throw	1		0
10		0	Fast break	5		1
	7		Turnovers		1	
	1		Steals		2	
	4		Fouls		9	
1st referee:	DEN	CHRISTENSEN, OLE				
2nd referee:	DEN	JORGENSEN, PER GODSK				

Team: EUN Unified Team
Coach: MIRONOVITCH, SPARTAK
Assistant: MAKSIMOV, VLADIMIR

Name	Goals				
Position	No.	Shot	%Shot/Goal	Assist	Steals
LAVROV, ANDREI			0		
Goalkeeper	01	0	0.00	0	0
VASSILIEV, IGOR			1		
Back	02	4	25.00	1	0
GAVRILOV, IOURI			2		
Wing	03	3	66.67	0	0
BARBACHINSKI, ANDREI			3		
Centre	04	4	75.00	0	0
BEBECHKO, SERGUEI			0		
Centre	07	1	0.00	1	0
GOPINE, VALERI			3		
Wing	08	4	75.00	1	1
KOUDINOV, VASSILI			0		
Back	09	0	0.00	0	0
DOUICHEBAEV, TALANT			8		
Centre	10	12	66.67	0	0
IAKIMOVITCH, MIKHAIL			4		
Back	13	7	57.14	5	0
GREBNEV, OLEG			0		
Centre	14	0	0.00	0	0
KISILEV, OLEG			1		
Back	15	1	100.00	0	0
TCHOUMAK, IGOR			0		
Goalkeeper	16	0	0.00	0	0

Team: EGY Arab Republic of Egypt
Coach: TIEDEMANN, PAUL
Assistant: ELSADANY, ASEM

Name	Goals				
Position	No.	Shot	%Shot/Goal	Assist	Steals
ELKORDY, KHALED			0		
Goalkeeper	01	0	0.00	0	0
ELATTAR, AHMED			4		
Back	02	10	40.00	0	0
SERAGELDIN, AMR			0		
Wing	03	1	0.00	0	0
ABDALLA, HOSAM			4		
Back	04	9	44.44	0	0
AHMED MOHAMED, MOHAMED			2		
Wing	05	2	100.00	1	0
ELKASABY, ASER			1		
Centre	06	1	100.00	0	0
ELSHARKAWY, ADEL			0		
Wing	07	0	0.00	0	0
MAHMOUD, YASSER			1		
Centre	09	3	33.33	0	0
MOHAMED, GOHAR			0		
Centre	11	0	0.00	0	0
MABROUK, ASHRAF			3		
Back	15	7	42.86	1	0
ABDELHAMID, AYMAN			0		
Goalkeeper	16	0	0.00	0	0
BELAL, AHMED			3		
Centre	17	8	37.50	2	2



Handbol
Homes

Balonmano
Hombres

Handball
Hommes

Handball
Men

Preliminary round - group B

GER		20 - 23		FRA	
(9-10)		(20-23)			
Germany				France	
20	39	51.28	Goals / Shots	23	39
1	3		Line	9	10
5	9		Back	1	1
8	20		Field	3	15
2	2		Penalty	3	4
0	0		Free throw	0	0
5	0		Fast break	9	0
7			Turnovers	2	
0			Steals	1	
3			Fouls	6	
1st referee: SWE JOHANSSON, BO HARRY CHRISTER					
2nd referee: SWE KJELPKVIST, BERNT C.					

Team: GER Germany
Coach: BREDEMEIER, HORST
Assistant: SPATE, DIETRICH

Name	Goals				
Position	No.	Shot	%Shot/Goal	Assist	Steals
KRIETER, MICHAEL			0		
Goalkeeper	01	0	0.00	0	0
WAHL, FRANK MICHAEL			0		
Back	03	0	0.00	0	0
PETERSEN, KLAUS-DIETER			0		
Pivot	04	0	0.00	0	0
HAUCK, STEPHAN			0		
Centre	05	1	0.00	1	0
HAHN, MATTHIAS			1		
Pivot	06	2	50.00	0	0
RATKA, RICHARD HERMANN			3		
Back	08	5	60.00	0	0
WINSELMANN, HOLGER			3		
Wing	09	5	60.00	0	0
KLEMM, MICHAEL			1		
Centre	10	2	50.00	0	0
ZERBE, VOLKER			4		
Back	11	8	50.00	1	0
THIEL, ANDREAS			0		
Goalkeeper	12	0	0.00	0	0
SCHNEIDER, HOLGER PETER			4		
Wing	13	8	50.00	1	0
FRAATZ, JOCHEN			4		
Wing	14	8	50.00	0	0

Team: FRA France
Coach: COSTANTINI, DANIEL
Assistant: LEPOINTE, JEAN-PIERRE

Name	Goals				
Position	No.	Shot	%Shot/Goal	Assist	Steals
MEDARD, PHILIPPE			0		
Goalkeeper	01	0	0.00	0	0
MAHE, PASCAL			3		
Back	03	4	75.00	0	0
DEBUREAU, PHILIPPE			0		
Back	04	3	0.00	0	0
VOLLE, FREDERIC			2		
Centre	05	3	66.67	0	0
LATHOUD, DENIS			5		
Back	06	8	62.50	2	0
PORTES, ALAIN			1		
Wing	10	2	50.00	1	0
THIEBAUT, JEAN-LUC			0		
Goalkeeper	12	0	0.00	0	0
GARDENT, PHILIPPE			2		
Wing	13	2	100.00	0	0
PERREUX, THIERRY			1		
Wing	14	2	50.00	0	0
MUNIER, LAURENT			5		
Centre	15	10	50.00	0	0
RICHARDSON, JACKSON			3		
Centre	17	3	100.00	0	1
STOECKLIN, STEPHANE			1		
Wing	18	2	50.00	0	0

Preliminary round - group B

ROM		20 - 21		ESP	
(9-14)		(20-21)			
Romania				Spain	
20	39	51.28	Goals / Shots	21	36
2	4		Line	3	8
6	7		Back	2	2
8	19		Field	7	13
1	3		Penalty	2	3
0	0		Free throw	0	0
6	0		Fast break	10	0
	6		Turnovers	6	
	0		Steals	1	
	3		Fouls	6	
1st referee: SLO JUG, STEFAN					
2nd referee: SLO JEGLIC, HERBERT					

Team: ROM Romania
Coach: NICA, CEZAR PAUL
Assistant: ORBAN, STEFAN

Name	Goals				
Position	No.	Shot	%Shot/Goal	Assist	Steals
ZAHARIA, VALENTIN CRISTIAN			3		
Back	02	7	42.86	1	0
DUMITRU, MARIAN			1		
Back	03	1	100.00	0	0
DEDU, ALEXANDRU MIHAI			0		
Centre	05	0	0.00	0	0
LICU, ROBERT IOAN			4		
Back	07	8	50.00	2	0
PRISACARU, IOAN RUDI			0		
Centre	08	1	0.00	0	0
BERBECE, DUMITRU			3		
Wing	09	8	37.50	0	0
MOCANU, ION			4		
Centre	10	6	66.67	0	0
POPOVICI, ADI DANIEL			3		
Wing	11	4	75.00	0	0
BULIGAN, ALEXANDRU			0		
Goalkeeper	12	0	0.00	0	0
RADUTA, GHEORGHE-TITEL			2		
Wing	15	2	100.00	0	0
TOACSEN, GABRIEL SORIN			0		
Goalkeeper	16	0	0.00	0	0
VOINEA, MARICEL			0		
Centre	18	2	0.00	2	0

Team: ESP Spain
Coach: GARCIAUESTA, JAVIER
Assistant: IBERO IRIARTE, CRUZ MARIA

Name	Goals				
Position	No.	Shot	%Shot/Goal	Assist	Steals
FORT MAURI, JAUME			0		
Goalkeeper	01	0	0.00	0	0
MUÑOZ MELO, JUAN FRANCISCO			2		
Back	03	3	66.67	0	0
GARRALDA LARUMBE, MATEO			2		
Back	06	3	66.67	2	0
URDANGARIN LIEBAERT, IGNACIO			1		
Back	07	2	50.00	1	0
MASIP BORRAS, ENRIC			1		
Centre	08	3	33.33	2	0
ALEMANY MARIN, JUAN F.			4		
Back	09	7	57.14	1	1
URDIALES MARQUEZ, ALBERTO			4		
Wing	10	7	57.14	0	0
ETXABURU CASTRO, AITOR			2		
Pivot	11	2	100.00	0	0
RICO DIAZ, LORENZO			0		
Goalkeeper	12	0	0.00	0	0
GARCIA LOPEZ, LUIS EDUARDO			2		
Pivot	13	4	50.00	0	0
FRANCH ALFOS, ALEIX			3		
Wing	14	5	60.00	0	0
HERMIDA GARCIA, ANGEL			0		
Back	15	0	0.00	1	0



Handbol
Homes

Balonmano
Hombres

Handball
Hommes

Handball
Men

Preliminary round - group B

ROM		20 - 26		FRA		
(11 -12)		(20-26)				
Romania				France		
20	40	50.00	Goals / Shots	26	44	59.09
3		7	Line	9		11
2		3	Back	0		1
9		22	Field	9		20
4		5	Penalty	2		2
0		0	Free throw	0		0
3		0	Fast break	10		0
	10		Turnovers		4	
	1		Steals		2	
	6		Fouls		5	
1st referee: NOR OIE, SVEIN OLAV						
2nd referee: NOR HOGSNES, BJORN ROGER						

Team: ROM Romania		Coach: NICA, CEZAR PAUL		Assistant: ORBAN, STEFAN		
Name	Position	No.	Shot	%Shot/Goal	Assist	Steals
ZAHARIA, VALENTIN CRISTIAN	Back	02	11	63.64	1	0
DUMITRU, MARIAN	Back	03	0	0.00	0	0
DEDU, ALEXANDRU MIHAI	Centre	05	0	0.00	0	0
LICU, ROBERT IOAN	Back	07	15	46.67	1	0
PRISACARU, IOAN RUDI	Centre	08	0	0.00	0	1
BERBECE, DUMITRU	Wing	09	4	25.00	0	0
MOCANU, ION	Centre	10	5	60.00	0	0
POPOVICI, ADI DANIEL	Wing	11	2	50.00	0	0
BULIGAN, ALEXANDRU	Goalkeeper	12	0	0.00	0	0
RADUTA, GHEORGHE-TITEL	Wing	15	2	50.00	1	0
TOACSEN, GABRIEL SORIN	Goalkeeper	16	0	0.00	0	0
VOINEA, MARICEL	Centre	18	1	0.00	0	0

Team: FRA France		Coach: COSTANTINI, DANIEL		Assistant: LEPOINTE, JEAN-PIERRE		
Name	Position	No.	Shot	%Shot/Goal	Assist	Steals
MAHE, PASCAL	Back	03	2	100.00	0	0
DEBUREAU, PHILIPPE	Back	04	3	33.33	1	0
VOLLE, FREDERIC	Centre	05	9	44.44	2	0
LATHOUD, DENIS	Back	06	11	54.55	3	0
TRISTANT, DENIS	Wing	08	0	0.00	0	0
PORTES, ALAIN	Wing	10	5	60.00	1	1
THIEBAUT, JEAN-LUC	Goalkeeper	12	0	0.00	0	0
GARDENT, PHILIPPE	Wing	13	5	100.00	1	0
PERREUX, THIERRY	Wing	14	3	66.67	0	0
MUNIER, LAURENT	Centre	15	4	50.00	1	1
PEREZ, FREDERIC	Goalkeeper	16	0	0.00	0	0
RICHARDSON, JACKSON	Centre	17	2	50.00	0	0

242

Preliminary round - group B

EGY		16-24		GER		
(5-13)		(16-24)				
Arab Republic of Egypt				Germany		
16	34	47.06	Goals / Shots	24	35	68.57
2		4	Line	13		19
1		1	Back	3		5
7		18	Field	1		3
2		6	Penalty	5		5
0		0	Free throw	0		0
5		0	Fast break	3		0
	4		Turnovers		5	
	2		Steals		1	
	8		Fouls		4	
1st referee: BEL CONVENTS, NIKOLAUS-DIETER						
2nd referee: BEL XHONNEUX, ROGER JEAN						

Team: EGY Arab Republic of Egypt		Coach: TIEDEMANN, PAUL		Assistant: ELSADANY, ASEM		
Name	Position	No.	Shot	%Shot/Goal	Assist	Steals
ELKORDY, KHALED	Goalkeeper	01	0	0.00	0	0
ELATTAR, AHMED	Back	02	14	42.86	0	0
ABDALLA, HOSAM	Back	04	5	20.00	0	0
AHMED MOHAMED, MOHAMED	Wing	05	0	0.00	0	0
ELKASABY, ASER	Centre	06	1	100.00	0	0
ELSHARKAWY, ADEL	Wing	07	0	0.00	0	0
MAHMOUD, YASSER	Centre	09	2	50.00	0	0
MOHAMED, GOHAR	Centre	11	0	0.00	0	0
DEBES, AHMED	Wing	14	4	100.00	0	0
MABROUK, ASHRAF	Back	15	6	33.33	1	0
ABDELHAMID, AYMAN	Goalkeeper	16	0	0.00	0	1
BELAL, AHMED	Centre	17	2	50.00	1	1

Team: GER Germany		Coach: BREDEMEIER, HORST		Assistant: SPATE, DIETRICH		
Name	Position	No.	Shot	%Shot/Goal	Assist	Steals
OCHEL, HENDRIK	Back	02	0	0.00	0	0
WAHL, FRANK MICHAEL	Back	03	1	100.00	3	0
PETERSEN, KLAUS-DIETER	Pivot	04	0	0.00	0	0
HAUCK, STEPHAN	Centre	05	4	50.00	2	0
HAHN, MATTHIAS	Pivot	06	6	66.67	2	0
RATKA, RICHARD HERMANN	Back	08	6	66.67	4	1
KLEMM, MICHAEL	Centre	10	0	0.00	0	0
THIEL, ANDREAS	Goalkeeper	12	0	0.00	0	0
SCHNEIDER, HOLGER PETER	Wing	13	6	50.00	0	0
FRAATZ, JOCHEN	Wing	14	5	60.00	1	0
ROOS, BERND	Wing	15	7	100.00	0	0
HOLPERT, JAN	Goalkeeper	16	0	0.00	0	0



Handbol
Hombres

Balonmano
Hombres

Handball
Hommes

Handball
Men

Preliminary round - group B

ESP		18-24		EUN	
(5-10)		(18-24)			
Spain		Goals / Shots		Unified Team	
18	45	40.00		24	41 58.54
6		8	Line	9	11
1		2	Back	3	4
8		25	Field	6	17
1		3	Penalty	1	2
0		0	Free throw	0	0
7		0	Fast break	7	0
	6		Turnovers		9
	0		Steals		2
	4		Fouls		5
1st referee: SWE JOHANSSON, BO HARRY CHRISTER					
2nd referee: SWE KJELLKVIST, BERNT C.					

Team: ESP Spain
Coach: GARCIA CUESTA, JAVIER
Assistant: IBERO IRIARTE, CRUZ MARIA

Name	Goals				
Position	No.	Shot	%Shot/Goal	Assist	Steals
FORT MAURI, JAUME			0		
Goalkeeper	01	0	0.00	0	0
CABANAS LOPEZ, JAVIER			2		
Wing	02	5	40.00	0	0
MU*OZ MELO, JUAN FRANCISCO			5		
Back	03	7	71.43	0	0
GARRALDA LARUMBE, MATEO			1		
Back	06	6	16.67	1	0
URDANGARIN LIEBAERT, IGNACIO			0		
Back	07	3	0.00	1	0
MASIP BORRAS, ENRIC			5		
Centre	08	9	55.56	1	0
ALEMANY MARIN, JUAN F.			2		
Back	09	5	40.00	2	0
ETXABURU CASTRO, AITOR			0		
Pivot	11	0	0.00	0	0
RICO DIAZ, LORENZO			0		
Goalkeeper	12	0	0.00	0	0
GARCIA LOPEZ, LUIS EDUARDO			3		
Pivot	13	4	75.00	0	0
FRANCH ALFOS, ALEIX			0		
Wing	14	3	0.00	0	0
HERMIDAGARCIA, ANGEL			0		
Back	15	3	0.00	0	0

Team: EUN Unified Team
Coach: MIRONOVITCH, SPARTAK
Assistant: MAKSIMOV, VLADIMIR

Name	Goals				
Position	No.	Shot	%Shot/Goal	Assist	Steals
LAVROV, ANDREI			0		
Goalkeeper	01	0	0.00	0	0
VASSILIEV, IGOR			0		
Back	02	2	0.00	1	0
GAVRILOV, IOURI			4		
Wing	03	4	100.00	0	1
BARBACHINSKI, ANDREI			2		
Centre	04	4	50.00	0	0
BEBECHKO, SERGUEI			1		
Centre	07	1	100.00	0	0
GOPINE, VALERI			7		
Wing	08	9	77.78	2	0
KOUDINOV, VASSILI			0		
Back	09	0	0.00	0	0
DOUCHEBAEV, TALANT			4		
Centre	10	10	40.00	2	0
IAKIMOVITCH, MIKHAIL			5		
Back	13	10	50.00	3	1
GREBNEV, OLEG			1		
Centre	14	1	100.00	0	0
KISILEV, OLEG			0		
Back	15	0	0.00	0	0
TCHOUMAK, IGOR			0		
Goalkeeper	16	0	0.00	0	0

Preliminary round - group B

FRA		22-19		EGY	
(10-7)		(22-19)			
France		Goals / Shots		Arab Republic of Egypt	
22	36	61.11		19	40 47.50
7		9	Line	5	6
3		6	Back	6	9
6		11	Field	4	17
2		3	Penalty	1	3
0		0	Free throw	0	0
7		0	Fast break	5	0
	13		Turnovers		6
	4		Steals		1
	5		Fouls		10
1st referee: SLO JUG, STEFAN					
2nd referee: SLO JEGLIC, HERBERT					

Team: FRA France
Coach: COSTANTINI, DANIEL
Assistant: LEPOINTE, JEAN-PIERRE

Name	Goals				
Position	No.	Shot	%Shot/Goal	Assist	Steals
MEDARD, PHILIPPE			0		
Goalkeeper	01	0	0.00	0	0
MAHE, PASCAL			2		
Back	03	3	66.67	0	0
VOLLE, FREDERIC			2		
Centre	05	5	40.00	3	0
LATHOUD, DENIS			1		
Back	06	2	50.00	6	0
TRISTANT, DENIS			0		
Wing	08	0	0.00	2	0
MONTHUREL, GAEL			2		
Wing	09	3	66.67	0	0
QUINTIN, ERIC			3		
Wing	11	4	75.00	0	0
GARDENT, PHILIPPE			1		
Wing	13	2	50.00	0	0
MUNIER, LAURENT			8		
Centre	15	10	80.00	1	1
PEREZ, FREDERIC			0		
Goalkeeper	16	0	0.00	0	0
RICHARDSON, JACKSON			2		
Centre	17	3	66.67	0	3
STOECKLIN, STEPHANE			1		
Wing	18	4	25.00	0	0

Team: EGY Arab Republic of Egypt
Coach: TIEDEMANN, PAUL
Assistant: ELSADANY, ASEM

Name	Goals				
Position	No.	Shot	%Shot/Goal	Assist	Steals
ELATTAR, AHMED			3		
Back	02	7	42.86	0	0
SERAGELDIN, AMR			0		
Wing	03	1	0.00	0	0
ABDALLA, HOSAM			1		
Back	04	4	25.00	1	0
AHMED MOHAMED, MOHAMED			4		
Wing	05	6	66.67	0	0
ELKASABY, ASER			2		
Centre	06	2	100.00	1	1
MAHMOUD, YASSER			3		
Centre	09	5	60.00	1	0
MOHAMED, GOHAR			0		
Centre	11	0	0.00	1	0
ELAWADY, AHMED			0		
Goalkeeper	12	0	0.00	0	0
DEBES, AHMED			4		
Wing	14	7	57.14	0	0
MABROUK, ASHRAF			1		
Back	15	4	25.00	0	0
ABDELHAMID, AYMAN			0		
Goalkeeper	16	0	0.00	0	0
BELAL, AHMED			1		
Centre	17	4	25.00	1	0



Handbol
Homes

Balonmano
Hombres

Handball
Hommes

Handball
Men

Preliminary round - group B

EUN		27 - 25		ROM		
(12-12)		(27-25)				
Unified Team			Romania			
27	38	71.05	Goals / Shots	25	45	55.56
15		15	Line	4		4
3		4	Back	1		4
3		8	Field	15		31
2		3	Penalty	1		2
0		0	Free throw	0		0
8		0	Fast break	4		0
	5		Turnovers		4	
	0		Steals		1	
	6		Fouls		3	
1st referee: POL		SZAJNA, MAREK				
2nd referee: POL		WROBLEWSKI, JACEK				

Team: EUN Unified Team
Coach: MIRONOVITCH, SPARTAK
Assistant: MAKSIMOV, VLADIMIR

Name	Goals				
Position	No.	Shot	%Shot/Goal	Assist	Steals
LAVROV, ANDREI			0		
Goalkeeper	01	0	0.00	0	0
VASSILIEV, IGOR			1		
Back	02	3	33.33	0	0
GAVRILOV, IOURI			1		
Wing	03	3	33.33	0	0
BARBACHINSKI, ANDREI			4		
Centre	04	4	100.00	0	0
BEBECHKO, SERGUEI			2		
Centre	07	2	100.00	1	0
GOPINE, VALERI			5		
Wing	08	6	83.33	1	0
KOUDINOV, VASSILI			6		
Back	09	8	75.00	1	0
DOUCHEBAEV, TALANT			6		
Centre	10	8	75.00	5	0
IAKIMOVITCH, MIKHAIL			0		
Back	13	0	0.00	0	0
GREBNEV, OLEG			1		
Centre	14	2	50.00	0	0
KISILEV, OLEG			1		
Back	15	2	50.00	2	0
TCHOUMAK, IGOR			0		
Goalkeeper	16	0	0.00	0	0

Team: ROM Romania
Coach: NICA, CEZAR PAUL
Assistant: ORBAN, STEFAN

Name	Goals				
Position	No.	Shot	%Shot/Goal	Assist	Steals
ZAHARIA, VALENTIN CRISTIAN			6		
Back	02	13	46.15	2	0
RADU, IONEL			0		
Centre	04	0	0.00	0	0
DEDU, ALEXANDRU MIHAI			2		
Centre	05	2	100.00	0	0
LICU, ROBERT IOAN			8		
Back	07	13	61.54	1	0
PRISACARU, IOAN RUDI			2		
Centre	08	4	50.00	1	1
MOCANU, ION			2		
Centre	10	2	100.00	0	0
POPOVICI, ADI DANIEL			1		
Wing	11	1	100.00	3	0
BULIGAN, ALEXANDRU			0		
Goalkeeper	12	0	0.00	0	0
NEAGU, COSTICA			0		
	13	0	0.00	0	0
RADUTA, GHEORGHE-TITEL			2		
Wing	15	6	33.33	0	0
TOACSEN, GABRIEL SORIN			0		
Goalkeeper	16	0	0.00	0	0
BONTAS, MITICA			2		
Centre	17	4	50.00	0	0

244

Preliminary round - group B

ESP		19 - 18		GER		
(8- 8)		(19-18)				
Spain			Germany			
19	36	52.78	Goals / Shots	18	40	45.00
5		5	Line	2		2
5		8	Back	1		5
3		12	Field	11		26
5		6	Penalty	1		1
0		0	Free throw	1		0
5		0	Fast break	5		0
	8		Turnovers		2	
	4		Steals		0	
	7		Fouls		9	
1st referee: NOR		OIE, SVEIN OLAV				
2nd referee: NOR		HOGSNES, BJORN ROGER				

Team: ESP Spain
Coach: GARCIA CUESTA, JAVIER
Assistant: IBERO IRIARTE, CRUZ MARIA

Name	Goals				
Position	No.	Shot	%Shot/Goal	Assist	Steals
FORT MAURI, JAUME			0		
Goalkeeper	01	0	0.00	0	0
MUÑOZ MELO, JUAN FRANCISCO			0		
Back	03	1	0.00	3	1
BOLEA ALONSO, FERNANDO			3		
Wing	04	5	60.00	2	3
MARIN MARIN, RICARDO			0		
Centre	05	1	0.00	0	0
GARRALDA LARUMBE, MATEO			2		
Back	06	4	50.00	0	0
URDANGARIN LIEBAERT, IGNACIO			2		
Back	07	2	100.00	1	0
MASIP BORRAS, ENRIC			2		
Centre	08	7	28.57	1	0
ALEMANY MARIN, JUAN F.			0		
Back	09	2	0.00	1	0
URDIALES MARQUEZ, ALBERTO			7		
Wing	10	11	63.64	1	0
ETXABURU CASTRO, AITOR			0		
Pivot	11	0	0.00	0	0
RICO DIAZ, LORENZO			0		
Goalkeeper	12	0	0.00	0	0
GARCIA LOPEZ, LUIS EDUARDO			3		
Pivot	13	3	100.00	1	0

Team: GER Germany
Coach: BREDEMEIER, HORST
Assistant: SPATE, DIETRICH

Name	Goals				
Position	No.	Shot	%Shot/Goal	Assist	Steals
KRIETER, MICHAEL			0		
Goalkeeper	01	0	0.00	0	0
WAHL, FRANK MICHAEL			0		
Back	03	0	0.00	0	0
PETERSEN, KLAUS-DIETER			0		
Pivot	04	1	0.00	0	0
HAUCK, STEPHAN			6		
Centre	05	12	50.00	0	0
HAHN, MATTHIAS			0		
Pivot	06	1	0.00	0	0
RATKA, RICHARD HERMANN			3		
Back	08	5	60.00	0	0
KLEMM, MICHAEL			0		
Centre	10	1	0.00	0	0
ZERBE, VOLKER			2		
Back	11	7	28.57	0	0
THIEL, ANDREAS			0		
Goalkeeper	12	0	0.00	0	0
SCHNEIDER, HOLGER PETER			2		
Wing	13	4	50.00	0	0
FRAATZ, JOCHEN			2		
Wing	14	5	40.00	0	0
ROOS, BERND			3		
Wing	15	4	75.00	0	0



Handbol
Hombres

Balonmano
Hombres

Handball
Hommes

Handball
Men

Semi-final

SWE		25 - 22		FRA		
		(11 -10)		(25-22)		
Sweden			France			
25	41	60.98	Goals / Shots	22	49	44.90
4	6		Line	6		7
6	8		Back	1		3
3	9		Field	8		31
2	4		Penalty	4		4
0	0		Free throw	0		0
14	0		Fast break	4		0
6			Turnovers		3	
4			Steals		1	
5			Fouls		10	
1st referee: POL		SZAJNA, MAREK				
2nd referee: POL		WROBLEWSKI, JACEK				

Team: SWE Sweden

Coach: JOHANSSON, BENGT
Assistant: EDWINSON, LARS

Name	Position	Goals			Assist	Steals
		No.	Shot	%Shot/Goal		
OLSSON, MATS	Goalkeeper	01	0	0.00	0	0
WISLANDER, MAGNUS	Centre	03	5	80.00	2	1
LINDGREN, OLA	Back	05	7	28.57	2	2
CARLEN, PER	Pivot	06	5	100.00	0	0
HAJAS, ERIK	Wing	07	7	71.43	0	0
CATO, MAGNUS	Wing	08	0	0.00	0	0
SJOEBLAD, AXEL	Pivot	09	0	0.00	0	0
ANDERSSON, ROBERT	Back	10	0	0.00	0	0
THORSSON, PIERRE	Wing	11	7	85.71	0	0
OLSSON, STEFFAN	Back	13	6	33.33	2	1
ANDERSSON, MAGNUS	Centre	14	4	25.00	4	0
SVENSSON, TOMAS	Goalkeeper	16	0	0.00	0	0

Team: FRA France

Coach: COSTANTINI, DANIEL
Assistant: LEPOINTE, JEAN-PIERRE

Name	Position	Goals			Assist	Steals
		No.	Shot	%Shot/Goal		
MEDARD, PHILIPPE	Goalkeeper	01	0	0.00	0	0
MAHE, PASCAL	Back	03	2	100.00	0	0
DEBUREAU, PHILIPPE	Back	04	5	20.00	1	0
VOLLE, FREDERIC	Centre	05	10	50.00	0	0
LATHOUD, DENIS	Back	06	15	40.00	4	0
PORTES, ALAIN	Wing	10	2	50.00	0	0
QUINTIN, ERIC	Wing	11	1	0.00	2	0
THIEBAUT, JEAN-LUC	Goalkeeper	12	0	0.00	0	0
GARDENT, PHILIPPE	Wing	13	6	66.67	0	0
PERREUX, THIERRY	Wing	14	2	100.00	0	0
MUNIER, LAURENT	Centre	15	6	16.67	0	0
RICHARDSON, JACKSON	Centre	17	0	0.00	0	1

Semi-final

ISL		19 - 23		EUN		
		(9-11)		(19-23)		
Iceland			Unified Team			
19	38	50.00	Goals / Shots	23	35	65.71
7	7		Line	6		9
3	7		Back	2		2
6	18		Field	12		20
2	2		Penalty	2		2
0	0		Free throw	0		0
4	0		Fast break	2		0
3			Turnovers		7	
2			Steals		1	
8			Fouls		3	
1st referee: GER		THOMAS, HANS EMIL				
2nd referee: GER		THOMAS, JUERGEN KLAUS				

Team: ISL Iceland

Coach: ADALSTEINSSON, THORBERGUR
Assistant: THORVARDARSON, EINAR

Name	Position	Goals			Assist	Steals
		No.	Shot	%Shot/Goal		
SIGURDSSON, BIRGIR	Centre	02	0	0.00	0	0
SIGURDSSON, JAKOB	Wing	03	2	50.00	0	0
GRIMSSON, VALDIMAR	Centre	05	8	75.00	0	0
GUNNARSSON, GUNNAR	Centre	06	1	0.00	2	0
BJARNASON, SIGURDUR	Back	07	2	50.00	0	0
OLAVSSON, KONRAD	Wing	09	1	0.00	0	0
GILSSON, HEDINN	Back	10	9	22.22	0	2
SVEINSSON, GEIR	Centre	11	5	100.00	0	0
HRAFNKELSSON, GUDMUNDUR	Goalkeeper	12	0	0.00	0	0
SIGURDSSON, EINAR	Back	14	3	0.00	2	0
JONASSON, JULIUS	Back	15	7	57.14	3	0
BERGSVEINSSON, BERGSVEINN	Goalkeeper	16	0	0.00	0	0

Team: EUN Unified Team

Coach: MIRONOVITCH, SPARTAK
Assistant: MAKSIMOV, VLADIMIR

Name	Position	Goals			Assist	Steals
		No.	Shot	%Shot/Goal		
LAVROV, ANDREI	Goalkeeper	01	0	0.00	0	0
VASSILIEV, IGOR	Back	02	1	0.00	0	0
GAVRILOV, IOURI	Wing	03	2	50.00	0	0
BARBACHINSKI, ANDREI	Centre	04	4	25.00	0	0
BEBECHKO, SERGUEI	Centre	07	1	100.00	2	1
GOPINE, VALERI	Wing	08	4	75.00	1	0
KOUDINOV, VASSILI	Back	09	0	0.00	0	0
DOUCHEBAEV, TALANT	Centre	10	13	69.23	3	0
IAKIMOVITCH, MIKHAIL	Back	13	9	77.78	3	0
GREBNEV, OLEG	Centre	14	0	0.00	0	0
KISILEV, OLEG	Back	15	1	100.00	1	0
TCHOUMAK, IGOR	Goalkeeper	16	0	0.00	0	0



Handbol
Homes

Balonmano
Hombres

Handball
Hommes

Handball
Men

Final 11th-12th

EGY		27 - 24		BRA		
(10-8)	(19-19)	(22-22)	(24-24)	(27-24)		
Arab Republic of Egypt			Brazil			
27	64	42.19	Goals / Shots	24	51	47.06
4		8	Line	7		13
2		5	Back	4		5
9		34	Field	7		18
6		9	Penalty	2		9
0		0	Free throw	1		0
8		0	Fast break	5		0
	6		Turnovers		15	
	2		Steals		1	
	9		Fouls		7	
1st referee:	ESP	AMIGO, MIGUEL ANGEL				
2nd referee:	ESP	GONZALEZ, ANDRES MANUEL				

Team: EGY Arab Republic of Egypt
Coach: TIEDEMANN, PAUL
Assistant: ELSADANY, ASEM

Name	Goals					
	Position	No.	Shot	%Shot/Goal	Assist	Steals
ELKORDY, KHALED				0		
Goalkeeper	01	0	0.00	0	0	0
ELATTAR, AHMED				4		
Back	02	13	30.77	0	0	0
ABDALLA, HOSAM				4		
Back	04	7	57.14	2	0	0
AHMED MOHAMED, MOHAMED				2		
Wing	05	6	33.33	1	0	0
ELKASABY, ASER				2		
Centre	06	3	66.67	0	0	0
ELSHARKAWY, ADEL				0		
Wing	07	1	0.00	0	0	0
MAHMOUD, YASSER				8		
Centre	09	12	66.67	1	0	0
MOHAMED, GOHAR				0		
Centre	11	0	0.00	0	0	0
DEBES, AHMED				3		
Wing	14	4	75.00	0	1	0
MABROUK, ASHRAF				1		
Back	15	8	12.50	2	0	0
ABDELHAMID, AYMAN				0		
Goalkeeper	16	0	0.00	0	0	0
BELAL, AHMED				3		
Centre	17	10	30.00	2	1	0

Team: BRA Brazil
Coach: SIMOES, ANTONIO CARLOS
Assistant: MAZZONETTO, FABIO

Name	Goals					
	Position	No.	Shot	%Shot/Goal	Assist	Steals
FARENCENA DUTRA, DREAN				1		
Wing	02	3	33.33	0	0	0
MORATORE, PAULO ROGERIO				4		
Wing	04	10	40.00	0	0	0
NASCIMENTO, JOSE RONALDO				5		
Back	05	5	100.00	3	0	0
HOFFELDER, RODRIGO				0		
Back	06	0	0.00	0	0	0
AGUIAR E RAMALHO, JOSE LUIZ				1		
Wing	07	2	50.00	1	0	0
JESUS CARDOSO, GILBERTO				2		
Wing	08	6	33.33	2	0	0
LOPES VIEIRA, JOSE LUIZ				2		
Back	11	7	28.57	2	0	0
MINHOTO FERRAZ, MARCELO				0		
Goalkeeper	12	0	0.00	0	0	0
MAZIERO, IVAN BRUNO				2		
Back	13	5	40.00	2	1	0
RIZZO, EDSON ROBERTO				2		
Centre	14	3	66.67	0	0	0
CARNASCIALI CAVICHIOLLO, SERGIO				5		
Centre	15	10	50.00	1	0	0
INOCENTE FILHO, OSVALDO				0		
Goalkeeper	16	0	0.00	0	0	0

246

Final 9th-10th

TCH		20-19		GER		
(11 - 8)	(20-19)					
Czech and Slovak Fed. Republic			Germany			
20	41	48.78	Goals / Shots	19	38	50.00
3		6	Line	4		8
1		6	Back	6		8
5		15	Field	4		14
2		4	Penalty	0		2
0		0	Free throw	0		0
10		0	Fast break	6		0
	8		Turnovers		4	
	0		Steals		1	
	4		Fouls		4	
1st referee:	FRA	LELONG, JEAN-MARIUS				
2nd referee:	FRA	TANCREZ, GERARD EMILE A.				

Team: TCH Czech and Slovak Fed. Republic
Coach: SULC, FRANTISEK
Assistant: KROUSKY, OTAKAR

Name	Goals					
	Position	No.	Shot	%Shot/Goal	Assist	Steals
KAKASCIC, PETER				0		
Goalkeeper	01	0	0.00	0	0	0
BEČVAR, ROMAN				3		
Centre	03	6	50.00	1	0	0
BAUMRUK, PETR				0		
Back	04	2	0.00	0	0	0
PROKOP, BOHUMIR				1		
Wing	05	2	50.00	0	0	0
SETLIK, MARTIN				6		
Pivot	06	6	100.00	0	0	0
FOLTA, MILAN				1		
Pivot	07	3	33.33	0	0	0
LANCA, VACLAV				2		
Back	08	7	28.57	3	0	0
HUDAK, LUBOS				0		
Wing	09	1	0.00	0	0	0
VANEK, ZDENEK				5		
Back	10	9	55.56	1	0	0
TONAR, MICHAL				1		
Wing	11	2	50.00	0	0	0
HAZL, PETR				1		
Centre	13	3	33.33	1	0	0
MESIARIK, PETER				0		
Goalkeeper	16	0	0.00	0	0	0

Team: GER Germany
Coach: BREDEMEIER, HORST
Assistant: SPATE, DIETRICH

Name	Goals					
	Position	No.	Shot	%Shot/Goal	Assist	Steals
KRIETER, MICHAEL				0		
Goalkeeper	01	0	0.00	0	0	0
OCHEL, HENDRIK				0		
Back	02	3	0.00	1	0	0
PETERSEN, KLAUS-DIETER				0		
Pivot	04	6	0.00	0	0	0
HAUCK, STEPHAN				2		
Centre	05	4	50.00	3	0	0
HAHN, MATTHIAS				5		
Pivot	06	8	62.50	0	0	0
RATKA, RICHARD HERMANN				1		
Back	08	2	50.00	0	0	0
WINSELMANN, HOLGER				3		
Wing	09	5	60.00	0	1	0
ZERBE, VOLKER				1		
Back	11	2	50.00	1	0	0
SCHNEIDER, HOLGER PETER				4		
Wing	13	4	100.00	1	0	0
FRAATZ, JOCHEN				2		
Wing	14	7	28.57	1	0	0
HOLPERT, JAN				0		
Goalkeeper	16	0	0.00	0	0	0
SCHWENKE, WOLFGANG				1		
Back	19	3	33.33	4	0	0



Handbol
Homes

Balomanó
Hombres

Handball
Hommes

Handball
Men

Final 7th-8th

ROM		19-23		HUN		
(13-9)		(19-23)				
Romania			Hungary			
19	48	39.58	Goals / Shots	23	43	53.49
1		2	Line	6		8
0		4	Back	5		12
7		25	Field	5		14
5		8	Penalty	3		3
0		0	Free throw	0		0
9		0	Fast break	6		0
	5		Turnovers		7	
	1		Steals		1	
	8		Fouls		3	
1st referee:	SUI	RUDIN, FREDERIC JEAN				
2nd referee:	SUI	SCHILL, ROGER				

Team: ROM Romania
Coach: NICA, CEZAR PAUL
Assistant: ORBAN, STEFAN

Name	Goals				
Position	No.	Shot	%Shot/Goal	Assist	Steals
ZAHARIA, VALENTIN CRISTIAN	2				
Back	02	8	25.00	0	0
DEDU, ALEXANDRU MIHAI	1				
Centre	05	1	100.00	0	0
LICU, ROBERT IOAN	3				
Back	07	10	30.00	4	0
PRISACARU, IOAN RUDI	4				
Centre	08	8	50.00	1	0
BERBECE, DUMITRU	3				
Wing	09	7	42.86	0	0
MOCANU, ION	2				
Centre	10	5	40.00	0	0
POPOVICI, ADI DANIEL	1				
Wing	11	4	25.00	0	1
BULIGAN, ALEXANDRU	0				
Goalkeeper	12	0	0.00	0	0
RADUTA, GHEORGHE-TITEL	2				
Wing	15	2	100.00	0	0
TOACSEN, GABRIEL SORIN	0				
Goalkeeper	16	0	0.00	0	0
BONTAS, MITICA	1				
Centre	17	1	100.00	0	0
VOINEA, MARICEL	0				
Centre	18	2	0.00	0	0

Team: HUN Hungary
Coach: JOOSZ, ATTILA
Assistant: KALO, SANDOR

Name	Goals				
Position	No.	Shot	%Shot/Goal	Assist	Steals
SZATMARI, JANOS	0				
Goalkeeper	01	0	0.00	0	0
BORSOS, ATTILA	5				
Wing	03	9	55.56	1	1
SOTONYI, LASZLO	0				
Centre	04	0	0.00	0	0
MAROSI, LASZLO	1				
Back	06	3	33.33	1	0
IVANCSIK, MIHALY	3				
Wing	07	5	60.00	1	0
SIBALIN, JAKAB	3				
Centre	08	4	75.00	0	0
ZUBJUK, IGOR	2				
Wing	09	4	50.00	1	0
ELES, JOZSEF	0				
Back	10	3	0.00	0	0
CSOKNYAI, ISTVAN	2				
Back	11	2	100.00	0	0
BIRO, IMRE	0				
Goalkeeper	12	0	0.00	0	0
FUZESI, FERENC	0				
Centre	14	1	0.00	0	0
HORVATH, ATTILA	7				
Centre	17	12	58.33	1	0

Final 5th-6th

KOR		21-36		ESP		
(10-18)		(21-36)				
Korea			Spain			
21	51	41.18	Goals / Shots	36	48	75.00
4		7	Line	8		11
3		5	Back	6		7
6		28	Field	7		12
5		5	Penalty	3		3
1		0	Free throw	0		0
5		0	Fast break	15		0
	7		Turnovers		4	
	1		Steals		4	
	4		Fouls		5	
1st referee:	NOR	OIE, SVEIN OLAV				
2nd referee:	NOR	HOGSNES, BJORN ROGER				

Team: KOR Korea
Coach: LEE, KYU-JUNG
Assistant: LIM, YOUNG-CHUL

Name	Goals				
Position	No.	Shot	%Shot/Goal	Assist	Steals
CHO, BUM-YUN	2				
Centre	03	4	50.00	1	1
PARK, DO-HUN	2				
Centre	04	3	66.67	0	0
LIM, JIN-SUK	1				
Back	05	4	25.00	3	0
CHO, YOUNG-SHIN	1				
Wing	06	2	50.00	0	0
BACK, SANG-SUH	1				
Centre	07	2	50.00	0	0
JUNG, KANG-WOOK	0				
Wing	08	0	0.00	0	0
YOUN, KYUNG-SHIN	2				
Wing	09	11	18.18	2	0
CHO, CHI-HYO	7				
Back	10	14	50.00	1	0
CHOI, SUK-JAI	0				
Goalkeeper	12	0	0.00	0	0
MOON, BYUNG-WOOK	5				
Wing	14	6	83.33	0	0
SHIM, JAE-HONG	0				
Centre	15	5	0.00	1	0
LEE, KI-HO	0				
Goalkeeper	16	0	0.00	0	0

Team: ESP Spain
Coach: GARCIA CUESTA, JAVIER
Assistant: IBERO IRIARTE, CRUZ MARIA

Name	Goals				
Position	No.	Shot	%Shot/Goal	Assist	Steals
FORT MAURI, JAUME	0				
Goalkeeper	01	0	0.00	0	0
MUÑOZ MELO, JUAN FRANCISCO	9				
Back	03	12	75.00	1	0
BOLEAALONSO, FERNANDO	5				
Wing	04	6	83.33	0	0
MARIN MARIN, RICARDO	3				
Centre	05	3	100.00	0	0
GARRALDA LARUMBE, MATEO	0				
Back	06	2	0.00	0	0
URDANGARIN LIEBAERT, IGNACIO	3				
Back	07	3	100.00	1	0
MASIP BORRAS, ENRIC	3				
Centre	08	4	75.00	2	1
ALEMANY MARIN, JUAN F.	0				
Back	09	2	0.00	0	0
URDIALES MARQUEZ, ALBERTO	10				
Wing	10	13	76.92	1	3
ETXABURU CASTRO, AITOR	1				
Pivot	11	1	100.00	0	0
RICO DIAZ, LORENZO	0				
Goalkeeper	12	0	0.00	0	0
GARCIA LOPEZ, LUIS EDUARDO	2				
Pivot	13	2	100.00	0	0



Handbol
Homes

Balonmano
Hombres

Handball
Hommes

Handball
Men

Final 3rd-4th

		ISL	20 - 24	FRA	
		(9-12)	(20- 24)		
Iceland				France	
20	42	47.62	Goals / Shots	24	44
4		5	Line	8	10
2		5	Back	3	4
6		16	Field	8	20
4		6	Penalty	2	4
0		0	Free throw	0	0
10		0	Fast break	6	0
	6		Turnovers		5
	1		Steals		1
	6		Fouls		6
1st referee:	LTU	GUTERMAN, GRIGORIJ			
2nd referee:	RUS	TARANOUKHINE, JOURI			

Team: ISL Iceland
Coach: ADALSTEINSSON, THORBERGUR
Assistant: THORVARDARSON, EINAR

Name	Goals				
Position	No.	Shot	%Shot/Goal	Assist	Steals
SIGURDSSON, BIRGIR			1		
Centre	02	1	100.00	0	0
SIGURDSSON, JAKOB			1		
Wing	03	1	100.00	0	0
GRIMSSON, VALDIMAR			5		
Centre	05	11	45.45	0	1
GUNNARSSON, GUNNAR			4		
Centre	06	7	57.14	1	0
JOHANNESON, PATREKUR			0		
Back	08	1	0.00	0	0
OLAVSSON, KONRAD			3		
Wing	09	4	75.00	0	0
GILSSON, HEDINN			3		
Back	10	8	37.50	0	0
SVEINSSON, GEIR			0		
Centre	11	0	0.00	0	0
HRAFNKELSSON, GUDMUNDUR			0		
Goalkeeper	12	0	0.00	0	0
SIGURDSSON, EINAR			0		
Back	14	2	0.00	0	0
JONASSON, JULIUS			3		
Back	15	7	42.86	2	0
BERGSVEINSSON, BERGSVEINN			0		
Goalkeeper	16	0	0.00	0	0

Team: FRA France
Coach: COSTANTINI, DANIEL
Assistant: LEPOINTE, JEAN-PIERRE

Name	Goals				
Position	No.	Shot	%Shot/Goal	Assist	Steals
MAHE, PASCAL			2		
Back	03	4	50.00	0	0
VOLLE, FREDERIC			4		
Centre	05	8	50.00	2	1
LATHOUD, DENIS			1		
Back	06	4	25.00	5	0
MONTHUREL, GAEL			1		
Wing	09	2	50.00	0	0
QUINTIN, ERIC			4		
Wing	11	5	80.00	2	0
THIEBAUT, JEAN-LUC			0		
Goalkeeper	12	0	0.00	0	0
GARDENT, PHILIPPE			3		
Wing	13	5	60.00	0	0
PERREUX, THIERRY			1		
Wing	14	3	33.33	0	0
MUNIER, LAURENT			6		
Centre	15	9	66.67	0	0
PEREZ, FREDERIC			0		
Goalkeeper	16	0	0.00	0	0
RICHARDSON, JACKSON			1		
Centre	17	3	33.33	0	0
STOECKLIN, STEPHANE			1		
Wing	18	1	100.00	0	0

248

Final

		SWE	20 - 22	EUN	
		(9- 9)	(20-22)		
Sweden				Unified Team	
20	40	50.00	Goals / Shots	22	44
6		6	Line	5	7
3		5	Back	6	6
5		20	Field	7	20
0		0	Penalty	0	3
1		0	Free throw	0	0
8		1	Fast break	8	0
	7		Turnovers		2
	2		Steals		0
	1		Fouls		5
1st referee:	ESP	GALLEGO, RAMON SILVINO			
2nd referee:	ESP	LAMAS, VICTOR PEDRO			

Team: SWE Sweden
Coach: JOHANSSON, BENGT
Assistant: EDWINSON, LARS

Name	Goals				
Position	No.	Shot	%Shot/Goal	Assist	Steals
OLSSON, MATS			0		
Goalkeeper	01	0	0.00	0	0
WISLANDER, MAGNUS			2		
Centre	03	4	50.00	2	0
LINDGREN, OLA			3		
Back	05	6	50.00	1	0
CARLEN, PER			3		
Pivot	06	4	75.00	0	0
HAJAS, ERIK			7		
Wing	07	11	63.64	1	2
CATO, MAGNUS			0		
Wing	08	0	0.00	0	0
SJOEBLAD, AXEL			0		
Pivot	09	0	0.00	0	0
ANDERSSON, ROBERT			1		
Back	10	3	33.33	0	0
THORSSON, PIERRE			3		
Wing	11	6	50.00	0	0
OLSSON, STEFFAN			0		
Back	13	2	0.00	1	0
ANDERSSON, MAGNUS			1		
Centre	14	4	25.00	1	0
SVENSSON, TOMAS			0		
Goalkeeper	16	0	0.00	0	0

Team: EUN Unified Team
Coach: MIRONOVITCH, SPARTAK
Assistant: MAKSIMOV, VLADIMIR

Name	Goals				
Position	No.	Shot	%Shot/Goal	Assist	Steals
LAVROV, ANDREI			0		
Goalkeeper	01	0	0.00	0	0
VASSILIEV, IGOR			0		
Back	02	1	0.00	1	0
GAVRILOV, IOURI			5		
Wing	03	7	71.43	0	0
BARBACHINSKI, ANDREI			4		
Centre	04	5	80.00	0	0
BEBECHKO, SERGUEI			0		
Centre	07	1	0.00	1	0
GOPINE, VALERI			1		
Wing	08	2	50.00	1	0
KOUDINOV, VASSILI			3		
Back	09	6	50.00	0	0
DOUCHEBAEV, TALANT			4		
Centre	10	14	28.57	4	0
IAKIMOVITCH, MIKHAIL			4		
Back	13	7	57.14	4	0
GREBNEV, OLEG			0		
Centre	14	0	0.00	0	0
KISILEV, OLEG			1		
Back	15	1	100.00	0	0
TCHOUMAK, IGOR			0		
Goalkeeper	16	0	0.00	0	0



Handbol
Homes

Balonmano
Hombres

Handball
Hommes

Handball
Men

Classification group A

Team	MATCHES			GOALS				Points
	Played	Won	Drawn	Lost	For	Against	Dif.	
1 SWE	5	5	0	0	120	86	+34	10
2 ISL	5	3	1	1	101	99	+2	7
3 KOR	5	3	0	2	114	117	-3	6
4 HUN	5	2	0	3	102	108	-6	4
5 TCH	5	1	1	3	94	92	+2	3
6 BRA	5	0	0	5	96	125	-29	0

Classification group B

Team	MATCHES			GOALS				Points
	Played	Won	Drawn	Lost	For	Against	Dif.	
1 EUN	5	5	0	0	121	98	+23	10
2 FRA	5	4	0	1	111	98	+13	8
3 ESP	5	3	0	2	97	98	-1	6
4 ROM	5	1	1	3	107	115	-8	3
5 GER	5	1	1	3	97	103	-6	3
6 EGY	5	0	0	5	92	113	-21	0

Semi-final summary

Semi-final 1	SWE	-	FRA	25-22
Semi-final 2	ISL	-	EUN	19-23

Final phase summary

Final 1st - 2nd	SWE	-	EUN	20-22
Final 3rd - 4th	ISL	-	FRA	20-24
Final 5th - 6th	KOR	-	ESP	21-36
Final 7th - 8th	ROM	-	HUN	19-23
Final 9th - 10th	TCH	-	GER	20-19
Final 11th - 12th	EGY	-	BRA	27-24



Handbol
Dones

Balonmano
Mujeres

Handball
Dames

Handball
Women

Preliminary round - group A

GER		32-17		NGR		
(14- 9) (32-17)						
Germany			Nigeria			
32	44	72.73	Goals / Shots	17	41	41.46
8	9		Line	5		7
2	4		Back	1		4
10	17		Field	8		24
3	3		Penalty	2		3
0	0		Free throw	0		0
11	0		Fast break	3		0
6			Turnovers		8	
1			Steals		1	
10			Fouls		20	
1 st referee: NOR OIE, SVEIN OLAV						
2nd referee: NOR HOGSNES, BJORN ROGER						

Team: GER Germany
Coach: STRAUCH, HEINZ
Assistant: SCHUMANN, ROBERT OTTO HEINRICH

Name	Goals					
	Position	No.	Shot	%Shot/Goal	Assist	Steals
URBANKE, BIANCA				7		
Back	02	8	87.50	1	0	
WAGNER, BIRGIT				0		
Wing	03	0	0.00	1	0	
MUHLNER, KERSTIN				9		
Back	04	11	81.82	0	0	
CISZEWSKI, CAROLA				1		
Wing	06	2	50.00	1	0	
SCHMITT, SILVIA				5		
Back	07	7	71.43	3	0	
BOELK, ANDREA				1		
Centre	08	2	50.00	2	0	
ERLER, MICHAELA				3		
Pivot	10	4	75.00	1	0	
ADAMIK, SABINE HEIDRUN				0		
Goalkeeper	12	0	0.00	0	0	
GRUNER, SYBILLE				1		
Centre	13	3	33.33	0	0	
KRUEGER, ANJA				2		
Pivot	14	2	100.00	0	0	
FITTINGER, SILKE				3		
Wing	15	5	60.00	1	1	
STOLLETZ, ANDREA				0		
Goalkeeper	16	0	0.00	0	0	

Team: NGR Nigeria
Coach: ATUSU, ANTHONY
Assistant: CHUKWUEMEKA, CHUCKWU

Name	Goals					
	Position	No.	Shot	%Shot/Goal	Assist	Steals
NKECHI ABI, AGUSTINA				0		
Back	02	2	0.00	0	0	
YAMALA EGWOLOSAN, BRIDGET				0		
Centre	03	0	0.00	1	0	
IDAUSA, EUNICE				3		
Back	04	10	30.00	0	0	
SORONADI, MARY				0		
Wing	05	0	0.00	0	0	
NWACHUKWU, MARY				2		
Centre	06	4	50.00	1	0	
ANYIAM, JUSTINA				1		
Pivot	08	2	50.00	0	0	
SANA, AUTA OLIVIA				7		
Back	10	16	43.75	3	0	
AJODO, ANGELA				2		
Wing	11	4	50.00	0	1	
AZUKA, UZOMA				0		
Goalkeeper	12	0	0.00	0	0	
IHEBOM, CHIAKA LAURETTA				1		
Wing	13	2	50.00	0	0	
IHEDIOHA, MARY				1		
Pivot	15	1	100.00	0	0	
NWAOGU, IMMACULATE				0		
Goalkeeper	16	0	0.00	0	0	



Handbol
Dones

Balonmano
Mujeres

Handball
Dames

Handball
Women

Preliminary round - group A

EUN		23 - 16	USA			
		(14- 9)	(23-16)			
Unified Team		United States of America				
23	35	65.71	Goals / Shots	16	36	44.44
8		11	Line	6		7
3		5	Back	0		4
3		8	Field	2		11
3		4	Penalty	1		3
0		0	Free throw	0		0
7		0	Fast break	11		0
	6		Turnovers		10	
	4		Steals		6	
	10		Fouls		10	
1st referee:	ESP	GALLEGO, RAMON SILVINO				
2nd referee:	ESP	LAMAS, VICTOR PEDRO				

Team: EUN Unified Team		Goals				
Coach: TARASSIKOV, ALEXANDRE						
Assistant:						
Name	Position	No.	Shot	%Shot/Goal	Assist	Steals
BOGDANOVA, SVETLANA				0		
Goalkeeper	01	0	0.00	0	0	
DERIOUGUINA, NATALIA				2		
Centre	02	5	40.00	0	0	
ONOPRIENKO, GALINA				2		
Back	03	4	50.00	2	1	
GORB, TATIANA				5		
Back	04	6	83.33	1	1	
GOUSSEVA, ELINA				0		
Centre	05	1	0.00	0	0	
BAZANOVA, MARINA				6		
Wing	07	8	75.00	2	0	
MORSKOVA, NATALIA				8		
Back	08	10	80.00	2	0	
GOUDZ, LIUDMILA				0		
Wing	09	1	0.00	0	1	
PRIAHINA, SVETLANA				0		
Wing	10	0	0.00	0	1	
ANISSIMOVA, NATALIA				0		
Centre	11	0	0.00	0	0	
BORZENKOVA, GALINA				0		
Centre	14	0	0.00	1	0	
DJANDJGAVA, TATIANA				0		
Goalkeeper	16	0	0.00	0	0	

Team: USA United States of America		Goals				
Coach: MARES, VOJTECH						
Assistant: HOTNOG, DAN						
Name	Position	No.	Shot	%Shot/Goal	Assist	Steals
FELLNER, LAURIE A.				0		
Goalkeeper	01	0	0.00	0	0	
COENEN, LAURA				3		
Pivot	04	6	50.00	0	1	
PALGUT, KARYN SUE				3		
Wing	05	7	42.86	0	0	
LACK, PORTIA				0		
Pivot	06	0	0.00	0	0	
CAIN, SHARON D.				1		
Centre	07	3	33.33	2	4	
CLARKE, KIM D.				0		
Back	08	0	0.00	0	0	
LEININGER, DANNETTE M.				2		
Centre	09	3	66.67	0	0	
STINGER, CYNTHIA E.				0		
Back	11	0	0.00	0	0	
RAYNOR, ANGIE A.				0		
Goalkeeper	12	0	0.00	0	0	
JONES, LEORA				2		
Back	13	5	40.00	1	0	
PETERKA, CAROLA.				4		
Back	14	10	40.00	2	0	
NEDER, PATRICIA				1		
Wing	15	2	50.00	0	1	

250

Preliminary round - group A

NGR		18-26	EUN			
		(5-15)	(18-26)			
Nigeria		Unified Team				
18	36	50.00	Goals / Shots	26	42	61.90
2		5	Line	11		15
3		6	Back	0		0
2		12	Field	6		14
6		6	Penalty	2		3
0		0	Free throw	0		0
7		0	Fast break	10		0
	9		Turnovers		9	
	1		Steals		0	
	17		Fouls		6	
1st referee:	JPN	GOTO, NOBORU				
2nd referee:	JPN	SHIMADA, FUSAJI				

Team: NGR Nigeria		Goals				
Coach: ATUSU, ANTHONY						
Assistant: CHUKWUEMEKA, CHUCKWU						
Name	Position	No.	Shot	%Shot/Goal	Assist	Steals
NKECHI ABI, AGUSTINA				4		
Back	02	9	44.44	0	0	
YAMALA EGWOLOSAN, BRIDGET				0		
Centre	03	0	0.00	0	0	
IDAUSA, EUNICE				1		
Back	04	6	16.67	0	0	
NWACHUKWU, MARY				0		
Centre	06	0	0.00	0	0	
OPARA, NGOZI				0		
Back	07	1	0.00	0	0	
ANYIAM, JUSTINA				1		
Pivot	08	1	100.00	0	0	
SANA, AUTA OLIVIA				8		
Back	10	13	61.54	1	0	
AJODO, ANGELA				3		
Wing	11	4	75.00	0	0	
AZUKA, UZOMA				0		
Goalkeeper	12	0	0.00	0	0	
IHEBOM, CHIAKA LAURETTA				1		
Wing	13	2	50.00	0	0	
AKPULO, JUSTINA				0		
Wing	14	0	0.00	2	0	
NWAOGU, IMMACULATE				0		
Goalkeeper	16	0	0.00	0	1	

Team: EUN Unified Team		Goals				
Coach: TARASSIKOV, ALEXANDRE						
Assistant:						
Name	Position	No.	Shot	%Shot/Goal	Assist	Steals
BOGDANOVA, SVETLANA				0		
Goalkeeper	01	0	0.00	0	0	
DERIOUGUINA, NATALIA				1		
Centre	02	2	50.00	0	0	
ONOPRIENKO, GALINA				0		
Back	03	0	0.00	1	0	
GORB, TATIANA				5		
Back	04	7	71.43	2	0	
GOUSSEVA, ELINA				3		
Centre	05	5	60.00	0	0	
KISSELEVA, LARISSA				3		
Wing	06	4	75.00	0	0	
BAZANOVA, MARINA				4		
Wing	07	5	80.00	4	0	
MORSKOVA, NATALIA				5		
Back	08	11	45.45	5	0	
GOUDZ, LIUDMILA				1		
Wing	09	2	50.00	0	0	
PRIAHINA, SVETLANA				1		
Wing	10	2	50.00	0	0	
BORZENKOVA, GALINA				3		
Centre	14	4	75.00	0	0	
DJANDJGAVA, TATIANA				0		
Goalkeeper	16	0	0.00	0	0	



Handbol
Dones

Balmano
Mujeres

Handball
Dames

Handball
Women

Preliminary round - group A

USA 16 - 32 GER

United States of America				Germany		
16	46	34.78	Goals / Shots	32	48	66.67
3	6		Line	8		11
2	7		Back	5		8
6	20		Field	6		12
4	6		Penalty	4		5
0	0		Free throw	0		0
7	0		Fast break	12		0
11			Turnovers		7	
3			Steals		5	
10			Fouls		5	

1st referee: BEL CONVENTS, NIKOLAUS-DIETER

2nd referee: BEL XHONNEUX, ROGER JEAN

Team: USA United States of America

Coach: MARES, VOJTECH

Assistant: HOTNOG, DAN

Name	Goals				
Position	No.	Shot	%Shot/Goal	Assist	Steals
FELLNER, LAURIE A.			0		
Goalkeeper	01	0	0.00	0	1
COENEN, LAURA			2		
Pivot	04	2	100.00	0	1
PALGUT, KARYN SUE			1		
Wing	05	3	33.33	1	0
LACK, PORTIA			0		
Pivot	06	0	0.00	0	0
CAIN, SHARON D.			0		
Centre	07	5	0.00	1	0
CLARKE, KIM D.			2		
Back	08	5	40.00	0	0
LEININGER, DANNETTE M.			1		
Centre	09	6	16.67	0	0
STINGER, CYNTHIA E.			0		
Back	11	1	0.00	0	0
RAYNOR, ANGIE A.			0		
Goalkeeper	12	0	0.00	0	0
JONES, LEORA			7		
Back	13	13	53.85	2	0
PETERKA, CAROLA.			3		
Back	14	8	37.50	1	1
NEDER, PATRICIA			0		
Wing	15	3	0.00	0	0

Team: GER Germany

Coach: STRAUCH, HEINZ

Assistant: SCHUMANN, ROBERT OTTO HEINRICH

Name	Goals				
Position	No.	Shot	%Shot/Goal	Assist	Steals
BRAM, EIKE			0		
Goalkeeper	01	0	0.00	0	0
URBANKE, BIANCA			4		
Back	02	9	44.44	1	2
WAGNER, BIRGIT			0		
Wing	03	1	0.00	0	0
MUHLNER, KERSTIN			3		
Back	04	5	60.00	2	0
LEONTE, ELENA			8		
Back	05	10	80.00	0	0
SCHMITT, SILVIA			3		
Back	07	4	75.00	2	0
BOELK, ANDREA			1		
Centre	08	1	100.00	0	0
KOESTER, RITA			0		
Centre	09	1	0.00	1	0
ERLER, MICHAELA			3		
Pivot	10	3	100.00	0	3
KRUEGER, ANJA			2		
Pivot	14	4	50.00	1	0
FITTINGER, SILKE			8		
Wing	15	10	80.00	0	0
STOLLETZ, ANDREA			0		
Goalkeeper	16	0	0.00	0	0

251

Preliminary round - group A

USA 23 - 21 NGR

(12- 9) (23-21)

United States of America				Nigeria		
23	41	56.10	Goals / Shots	21	33	63.64
5	7		Line	5		8
1	4		Back	0		1
4	13		Field	11		16
5	6		Penalty	5		7
1	0		Free throw	0		0
10	0		Fast break	1		0
6			Turnovers		4	
5			Steals		0	
9			Fouls		12	

1st referee: DEN CHRISTENSEN, OLE

2nd referee: DEN JORGENSEN, PER GODSK

Team: USA United States of America

Coach: MARES, VOJTECH

Assistant: HOTNOG, DAN

Name	Goals				
Position	No.	Shot	%Shot/Goal	Assist	Steals
FELLNER, LAURIE A.			0		
Goalkeeper	01	0	0.00	0	0
SCHAAF, BARBARA JUNE			4		
Wing	02	6	66.67	0	0
COENEN, LAURA			1		
Pivot	04	1	100.00	1	0
PALGUT, KARYN SUE			3		
Wing	05	6	50.00	1	1
LACK, PORTIA			0		
Pivot	06	0	0.00	0	0
CAIN, SHARON D.			2		
Centre	07	3	66.67	1	4
CLARKE, KIM D.			0		
Back	08	1	0.00	0	0
LEININGER, DANNETTE M.			0		
Centre	09	0	0.00	0	0
STINGER, CYNTHIA E.			0		
Back	11	0	0.00	0	0
RAYNOR, ANGIE A.			0		
Goalkeeper	12	2	0.00	0	0
JONES, LEORA			8		
Back	13	14	57.14	2	0
PETERKA, CAROLA.			5		
Back	14	8	62.50	3	0

Team: NGR Nigeria

Coach: ATUSU, ANTHONY

Assistant: CHUKWUEMEKA, CHUCKWU

Name	Goals				
Position	No.	Shot	%Shot/Goal	Assist	Steals
NKECHI ABI, AGUSTINA			10		
Back	02	14	71.43	0	0
YAMALA EGWOLOSAN, BRIDGET			0		
Centre	03	0	0.00	1	0
IDAUSA, EUNICE			6		
Back	04	8	75.00	0	0
NWACHUKWU, MARY			0		
Centre	06	1	0.00	1	0
OPARA, NGOZI			1		
Back	07	1	100.00	0	0
ANYIAM, JUSTINA			0		
Pivot	08	1	0.00	0	0
SANA, AUTA OLIVIA			4		
Back	10	7	57.14	0	0
AJODO, ANGELA			0		
Wing	11	1	0.00	1	0
AZUKA, UZOMA			0		
Goalkeeper	12	0	0.00	0	0
IHEBOM, CHIKA LAURETTA			0		
Wing	13	0	0.00	0	0
AKPULO, JUSTINA			0		
Wing	14	0	0.00	0	0
NWAOGU, IMMACULATE			0		
Goalkeeper	16	0	0.00	0	0



Handbol
Dones

Balonmano
Mujeres

Handball
Dames

Handball
Women

Preliminary round - group A

EUN		28 - 22	GER	
(14-13)		(28-22)		
Unified Team		Germany		
28	41	68.29	Goals / Shots	22 45 48.89
7	11		Line	6 10
0	0		Back	5 7
8	14		Field	3 17
8	9		Penalty	2 4
0	0		Free throw	0 0
7	0		Fast break	7 0
10			Turnovers	7
0			Steals	1
6			Fouls	7
1st referee: SUI		RUDIN, FREDERIC JEAN		
2nd referee: SUI		SCHILL, ROGER		

Team: EUN Unified Team					
Coach: TARASSIKOV, ALEXANDRE					
Assistant:					
Name	Goals				
Position	No.	Shot	%Shot/Goal	Assist	Steals
BOGDANOVA, SVETLANA		0			
Goalkeeper	01	0	0.00	0	0
DERIOUGUINA, NATALIA		3			
Centre	02	4	75.00	0	0
ONOPRIENKO, GALINA		1			
Back	03	3	33.33	1	0
GORB, TATIANA		2			
Back	04	5	40.00	0	0
GOUSSEVA, ELINA		3			
Centre	05	4	75.00	1	0
KISSELEVA, LARISSA		0			
Wing	06	1	0.00	0	0
BAZANOVA, MARINA		3			
Wing	07	3	100.00	2	0
MORSKOVA, NATALIA		14			
Back	08	18	77.78	1	0
GOUZDZ, LIODMILA		0			
Wing	09	0	0.00	0	0
PRIAHINA, SVETLANA		1			
Wing	10	1	100.00	0	0
BORZENKOVA, GALINA		1			
Centre	14	2	50.00	0	0
DJANDJGAVA, TATIANA		0			
Goalkeeper	16	0	0.00	0	0

Team: GER Germany					
Coach: STRAUCH, HEINZ					
Assistant: SCHUMANN, ROBERT OTTO HEINRICH					
Name	Goals				
Position	No.	Shot	%Shot/Goal	Assist	Steals
BRAM, EIKE		0			
Goalkeeper	01	0	0.00	0	0
URBANKE, BIANCA		3			
Back	02	5	60.00	0	0
MUHLNER, KERSTIN		3			
Back	04	7	42.86	1	1
LEONTE, ELENA		0			
Back	05	3	0.00	1	0
CISZEWSKI, CAROLA		5			
Wing	06	5	100.00	0	0
SCHMITT, SILVIA		4			
Back	07	9	44.44	4	0
BOELK, ANDREA		0			
Centre	08	3	0.00	3	0
KOESTER, RITA		0			
Centre	09	0	0.00	0	0
ERLER, MICHAELA		2			
Pivot	10	5	40.00	0	0
KRUEGER, ANJA		1			
Pivot	14	1	100.00	0	0
FITTINGER, SILKE		4			
Wing	15	7	57.14	0	0
STOLLETZ, ANDREA		0			
Goalkeeper	16	0	0.00	0	0

Preliminary round - group B

AUT		20-16	ESP	
(9- 4)		(20-16)		
Austria		Spain		
20	41	48.78	Goals / Shots	16 39 41.03
5	5		Line	4 8
5	6		Back	0 0
4	20		Field	4 19
3	3		Penalty	5 7
1	0		Free throw	0 0
6	0		Fast break	5 0
2			Turnovers	4
2			Steals	4
12			Fouls	10
1st referee: SWE		JOHANSSON, BO HARRY CHRISTER		
2nd referee: SWE		KJELLKVIST, BERNT C.		

Team: AUT Austria					
Coach: KANDIJA, VINCO					
Assistant: PACKA, JAN					
Name	Goals				
Position	No.	Shot	%Shot/Goal	Assist	Steals
JEZ, JADRANKA		1			
Centre	04	1	100.00	2	0
PROKOP, KARIN		2			
Wing	07	2	100.00	0	0
MATEI, EDITH		2			
Back	08	3	66.67	1	0
PEISSL, NICOLE		0			
Wing	09	2	0.00	0	0
JONSSON, KERSTIN		1			
Back	11	3	33.33	0	0
RUSNATCHENKO, NATALI		0			
Goalkeeper	12	0	0.00	0	0
TOPEA, LILIANA		1			
Back	13	8	12.50	1	0
KOLAR, JASNA		5			
Back	14	9	55.56	2	2
BOZOVIC, STANKA		4			
Back	15	7	57.14	1	0
RACZ, MARIANNA		0			
Goalkeeper	16	0	0.00	0	0
MORHAMMER, IRIS		2			
Wing	17	2	100.00	0	0
STRASS, BARBARA		2			
Wing	18	4	50.00	0	0

Team: ESP Spain					
Coach: SANCHEZ SANCHEZ, FRANCISCO					
Assistant: GONZALEZ MEJIAS, RAFAEL					
Name	Goals				
Position	No.	Shot	%Shot/Goal	Assist	Steals
MARIN LOPEZ, MONTSERRAT		0			
Goalkeeper	01	0	0.00	0	0
UGARTEMENDIA SAGARZAZU, AMAIA		0			
Back	02	4	0.00	0	0
ARRANZ SANTAMARTA, PALOMA		1			
Centre	03	3	33.33	0	1
FUERTES VALMAÑA, MERCEDES		2			
Wing	04	2	100.00	0	0
TERCERO ROLANDO, ESPERANZA		1			
Back	05	7	14.29	1	0
MAKAZAGA URRUTIA, KARMELE		0			
Centre	07	1	0.00	0	0
GOMEZ ARQUER, CRISTINA		3			
Pivot	08	4	75.00	0	0
SANCHEZ SANTOS, BEGOÑA		0			
Pivot	09	0	0.00	0	0
VIZCAINO TORRE, RAQUEL		6			
Wing	10	10	60.00	1	2
RUIZ DE ASSIN JORDA, DOLORES		2			
Wing	11	3	66.67	0	1
MARTIN-CALERO, BLANCA		1			
Centre	14	5	20.00	0	0
SANCHEZ BRAVO, MARIA EUGENIA		0			
Goalkeeper	16	0	0.00	0	0



Handbol
Dones

Balonmano
Mujeres

Handball
Dames

Handball
Women

Preliminary round - group B

NOR		16-27		KOR		
(11 -13)		(16 - 27)				
Norway					Korea	
16	35	45.71	Goals / Shots	27	40	67.50
5		6	Line	2		2
2		7	Back	6		9
3		14	Field	5		14
2		3	Penalty	12		12
0		0	Free throw	0		0
5		0	Fast break	3		0
	6		Turnovers		5	
	0		Steals		3	
	12		Fouls		8	
1st referee: POL		SZAJNA, MAREK				
2nd referee: POL		WROBLEWSKI, JACEK				

Team: NOR Norway
Coach: JACOBSEN, SVEN-TORE
Assistant: BORGESSEN, ARNE

Name	Goals				
Position	No.	Shot	%Shot/Goal	Assist	Steals
SAGSTUEN, TONJE			1		
Back	02	3	33.33	0	0
HOGNESS, HANNE			2		
Wing	03	4	50.00	0	0
SUNDAL, HEIDI			3		
Centre	04	7	42.86	0	0
GOKSOR, SUSANN			2		
Centre	05	3	66.67	0	0
SVENDSEN, CATHRINE			0		
Back	06	3	0.00	1	0
DAHLE, MONA			2		
Wing	07	3	66.67	0	0
EFTEDAL, SIRI			4		
Wing	08	6	66.67	3	0
STEEN, INGRID			1		
Back	10	3	33.33	1	0
PETTERSEN, KARIN			0		
Centre	11	1	0.00	3	0
SKOTVOLL, ANNETTE			0		
Goalkeeper	12	0	0.00	0	0
DUVHOLT, KRISTINE			1		
Wing	13	2	50.00	0	0
TJUGUM, HEIDI MAIRE			0		
Goalkeeper	16	0	0.00	0	0

Team: KOR Korea
Coach: CHUNG, HYUNG-KYUN
Assistant: KIM, KAP-SOO

Name	Goals				
Position	No.	Shot	%Shot/Goal	Assist	Steals
MOON, HYANG-JA			0		
Goalkeeper	01	0	0.00	0	0
NAM, EUN-YOUNG			4		
Wing	02	5	80.00	0	0
LEE, HO-YOUN			2		
Back	03	3	66.67	0	0
LEE, MI-YOUNG			2		
Wing	05	4	50.00	1	0
HONG, JEONG-HO			3		
Centre	06	4	75.00	0	0
LIM, O-KYUNG			9		
Centre	07	11	81.82	3	1
MIN, HYE-SOOK			1		
Centre	08	1	100.00	0	0
PARK, JEONG-LIM			4		
Back	09	7	57.14	0	0
OH, SUNG-OK			1		
Back	10	3	33.33	3	0
JANG, RI-RA			0		
Goalkeeper	12	0	0.00	0	0
KIM, HWA-SOOK			0		
Centre	14	0	0.00	0	0
PARK, KAP-SOOK			1		
Centre	15	2	50.00	0	2

253

Preliminary round - group B

ESP		16 - 20		NOR		
(7 - 9)		(16-20)				
Spain					Norway	
16	27	59.26	Goals / Shots	20	33	60.61
4		5	Line	7		10
3		5	Back	3		3
4		10	Field	3		11
5		6	Penalty	4		4
0		0	Free throw	0		0
1		0	Fast break	5		0
	6		Turnovers		3	
	0		Steals		0	
	6		Fouls		4	
1st referee: LTU		GUTERMAN, GRIGORIJ				
2nd referee: RUS		TARANOUKHINE, JOURI				

Team: ESP Spain
Coach: SANCHEZ SANCHEZ, FRANCISCO
Assistant: GONZALEZ MEJIAS, RAFAEL

Name	Goals				
Position	No.	Shot	%Shot/Goal	Assist	Steals
MARIN LOPEZ, MONTERRAT			0		
Goalkeeper	01	0	0.00	0	0
UGARTEMENDIA SAGARZAZU, AMAIA			3		
Back	02	6	50.00	0	0
ARRANZ SANTAMARTA, PALOMA			0		
Centre	03	1	0.00	0	0
FUERTES VALMAÑA, MERCEDES			0		
Wing	04	0	0.00	0	0
TERCERO ROLANDO, ESPERANZA			0		
Back	05	2	0.00	2	0
MAKAZAGA URRUTIA, KARMELE			0		
Centre	07	0	0.00	0	0
GOMEZ ARQUER, CRISTINA			2		
Pivot	08	4	50.00	0	0
SANCHEZ SANTOS, BEGOÑA			0		
Pivot	09	0	0.00	0	0
VIZCAINOTORRE, RAQUEL			6		
Wing	10	7	85.71	0	0
RUIZ DE ASSIN JORDA, DOLORES			4		
Wing	11	6	66.67	0	0
MARTIN-CALERO, BLANCA			1		
Centre	14	1	100.00	1	0
SANCHEZ BRAVO, MARIA EUGENIA			0		
Goalkeeper	16	0	0.00	0	0

Team: NOR Norway
Coach: JACOBSEN, SVEN-TORE
Assistant: BORGESSEN, ARNE

Name	Goals				
Position	No.	Shot	%Shot/Goal	Assist	Steals
FROSETH, HEGE KIRSTI			0		
Goalkeeper	01	0	0.00	0	0
SAGSTUEN, TONJE			0		
Back	02	1	0.00	0	0
HOGNESS, HANNE			3		
Wing	03	5	60.00	0	0
SUNDAL, HEIDI			2		
Centre	04	4	50.00	0	0
GOKSOR, SUSANN			5		
Centre	05	7	71.43	0	0
SVENDSEN, CATHRINE			5		
Back	06	9	55.56	2	0
EFTEDAL, SIRI			0		
Wing	08	0	0.00	1	0
HENRIKSEN, HENRIETTE			1		
Wing	09	1	100.00	0	0
STEEN, INGRID			3		
Back	10	5	60.00	0	0
PETTERSEN, KARIN			1		
Centre	11	1	100.00	4	0
SKOTVOLL, ANNETTE			0		
Goalkeeper	12	0	0.00	0	0
DUVHOLT, KRISTINE			0		
Wing	13	0	0.00	0	0



Handbol
Dones

Balonmano
Mujeres

Handball
Dames

Handball
Women

Preliminary round - group B

KOR		27 - 27		AUT		
(12-12)		(27-27)				
Korea			Austria			
27	47	57.45	Goals / Shots	27	47	57.45
4		9	Line	8		11
2		4	Back	2		4
8		19	Field	11		22
6		6	Penalty	4		4
0		0	Free throw	1		0
9		0	Fast break	5		0
	4		Turnovers		5	
	2		Steals		0	
	8		Fouls		7	
1st referee: GER THOMAS, HANS EMIL						
2nd referee: GER THOMAS, JUERGEN KLAUS						

Team: KOR Korea
Coach: CHUNG, HYUNG-KYUN
Assistant: KIM, KAP-SOO

Name	Position	Goals			
		No.	Shot	%Shot/Goal	Assist Steals
NAM, EUN-YOUNG			0		
Wing		02	1	0.00	0 0
LEE, HO-YOUN			4		
Back		03	6	66.67	0 1
LEE, MI-YOUNG			5		
Wing		05	8	62.50	0 0
HONG, JEONG-HO			4		
Centre		06	6	66.67	1 0
LIM, O-KYUNG			6		
Centre		07	7	85.71	0 0
MIN, HYE-SOOK			0		
Centre		08	1	0.00	0 0
PARK, JEONG-LIM			2		
Back		09	7	28.57	1 0
OH, SUNG-OK			6		
Back		10	11	54.55	1 1
JANG, RI-RA			0		
Goalkeeper		12	0	0.00	0 0
KIM, HWA-SOOK			0		
Centre		14	0	0.00	0 0
PARK, KAP-SOOK			0		
Centre		15	0	0.00	1 0
CHA, JAE-KYUNG			0		
Goalkeeper		16	0	0.00	0 0

Team: AUT Austria
Coach: KANDIJA, VINCO
Assistant: PACKA, JAN

Name	Position	Goals			
		No.	Shot	%Shot/Goal	Assist Steals
JEZ, JADRANKA			4		
Centre		04	5	80.00	0 0
PROKOP, KARIN			1		
Wing		07	1	100.00	0 0
MATEI, EDITH			2		
Back		08	5	40.00	2 0
PEISSL, NICOLE			0		
Wing		09	0	0.00	0 0
JONSSON, KERSTIN			0		
Back		11	1	0.00	0 0
RUSNATCHENKO, NATALI			0		
Goalkeeper		12	0	0.00	0 0
TOPEA, LILIANA			5		
Back		13	9	55.56	3 0
KOLAR, JASNA			11		
Back		14	14	78.57	2 0
BOZOVIC, STANKA			2		
Back		15	4	50.00	0 0
RACZ, MARIANNA			0		
Goalkeeper		16	0	0.00	0 0
MORHAMMER, IRIS			1		
Wing		17	5	20.00	0 0
STRASS, BARBARA			1		
Wing		18	3	33.33	0 0

254

Preliminary round - group B

NOR		19-17		AUT		
(9-10)		(19-17)				
Norway			Austria			
19	37	51.35	Goals / Shots	17	35	48.57
3		5	Line	2		3
2		5	Back	2		3
6		16	Field	5		15
4		4	Penalty	4		8
0		0	Free throw	1		0
7		0	Fast break	5		0
	1		Turnovers		5	
	2		Steals		0	
	10		Fouls		5	
1st referee: FRA LELONG, JEAN-MARIUS						
2nd referee: FRA TANCREZ, GERARD EMILE A.						

Team: NOR Norway
Coach: JACOBSEN, SVEN-TORE
Assistant: BORGESEN, ARNE

Name	Position	Goals			
		No.	Shot	%Shot/Goal	Assist Steals
FROSETH, HEGE KIRSTI			0		
Goalkeeper		01	0	0.00	0 0
SAGSTUEN, TONJE			4		
Back		02	4	100.00	1 0
HOGNESS, HANNE			1		
Wing		03	2	50.00	0 0
SUNDAL, HEIDI			3		
Centre		04	4	75.00	0 1
GOKSOR, SUSANN			2		
Centre		05	4	50.00	0 0
SVENDSEN, CATHRINE			4		
Back		06	8	50.00	1 0
DAHLE, MONA			0		
Wing		07	2	0.00	0 0
EFTEDAL, SIRI			1		
Wing		08	4	25.00	2 0
STEEN, INGRID			0		
Back		10	3	0.00	0 0
PETTERSEN, KARIN			3		
Centre		11	4	75.00	4 1
SKOTVOLL, ANNETTE			0		
Goalkeeper		12	0	0.00	0 0
DUVHOLT, KRISTINE			1		
Wing		13	2	50.00	0 0

Team: AUT Austria
Coach: KANDIJA, VINCO
Assistant: PACKA, JAN

Name	Position	Goals			
		No.	Shot	%Shot/Goal	Assist Steals
DJUKIC, SLAVICA			0		
Goalkeeper		01	0	0.00	0 0
ZUROWSKI, TERESA			0		
Wing		02	0	0.00	0 0
JEZ, JADRANKA			1		
Centre		04	1	100.00	1 0
PROKOP, KARIN			1		
Wing		07	1	100.00	0 0
MATEI, EDITH			7		
Back		08	9	77.78	0 0
PEISSL, NICOLE			0		
Wing		09	0	0.00	0 0
TOPEA, LILIANA			3		
Back		13	9	33.33	1 0
KOLAR, JASNA			2		
Back		14	9	22.22	0 0
BOZOVIC, STANKA			0		
Back		15	1	0.00	0 0
RACZ, MARIANNA			0		
Goalkeeper		16	0	0.00	0 0
MORHAMMER, IRIS			2		
Wing		17	3	66.67	0 0
STRASS, BARBARA			1		
Wing		18	2	50.00	0 0



Handbol
Dones

Balonmano
Mujeres

Handball
Dames

Handball
Women

Preliminary round - group B

KOR		28-18		ESP		
(15-7)		(28-18)				
Korea			Spain			
28	46	60.87	Goals / Shots	18	36	50.00
6		8	Line	5		9
5		7	Back	2		4
6		17	Field	8		17
4		5	Penalty	1		2
0		0	Free throw	0		0
9		0	Fast break	4		0
	10		Turnovers		12	
	1		Steals		1	
	4		Fouls		13	
1st referee: SLO JUG, STEFAN						
2nd referee: SLO JEGLIC, HERBERT						

Team: KOR Korea
Coach: CHUNG, HYUNG-KYUN
Assistant: KIM, KAP-SOO

Name	Goals				
Position	No.	Shot	%Shot/Goal	Assist	Steals
NAM, EUN-YOUNG			5		
Wing	02	5	100.00	1	0
LEE, HO-YOUN			2		
Back	03	3	66.67	1	0
LEE, MI-YOUNG			7		
Wing	05	9	77.78	0	0
HONG, JEONG-HO			2		
Centre	06	5	40.00	0	1
LIM, O-KYUNG			2		
Centre	07	5	40.00	0	0
MIN, HYE-SOOK			2		
Centre	08	2	100.00	0	0
PARK, JEONG-LIM			2		
Back	09	5	40.00	3	0
OH, SUNG-OK			5		
Back	10	10	50.00	5	0
JANG, RI-RA			0		
Goalkeeper	12	0	0.00	0	0
KIM, HWA-SOOK			1		
Centre	14	2	50.00	1	0
PARK, KAP-SOOK			0		
Centre	15	0	0.00	0	0
CHA, JAE-KYUNG			0		
Goalkeeper	16	0	0.00	0	0

Team: ESP Spain
Coach: SANCHEZ SANCHEZ, FRANCISCO
Assistant: GONZALEZ MEJIAS, RAFAEL

Name	Goals				
Position	No.	Shot	%Shot/Goal	Assist	Steals
MARIN LOPEZ, MONTSERRAT			0		
Goalkeeper	01	0	0.00	0	0
UGARTEMENDIA SAGARZAZU, AMAIA			4		
Back	02	9	44.44	0	0
TERCERO ROLANDO, ESPERANZA			0		
Back	05	1	0.00	1	0
HERNANDEZ MARTIN, RITA			2		
Wing	06	4	50.00	0	0
MAKAZAGA URRUTIA, KARMELE			0		
Centre	07	0	0.00	0	0
GOMEZ ARQUER, CRISTINA			1		
Pivot	08	1	100.00	0	0
SANCHEZ SANTOS, BEGOÑA			0		
Pivot	09	0	0.00	0	1
VIZCAINO TORRE, RAQUEL			3		
Wing	10	5	60.00	1	0
RUIZ DE ASSIN JORDA, DOLORES			0		
Wing	11	0	0.00	0	0
PUCHE DIAZ, MONTSERRAT			4		
Back	13	9	44.44	2	0
MARTIN-CALERO, BLANCA			4		
Centre	14	7	57.14	0	0
SANCHEZ BRAVO, MARIA EUGENIA			0		
Goalkeeper	16	0	0.00	0	0

Semi-final

EUN		23-24		NOR		
(11-12)		(23-24)				
Unified Team			Norway			
23	32	71.88	Goals / Shots	24	41	58.54
8		9	Line	6		7
3		3	Back	3		4
4		7	Field	7		19
4		8	Penalty	3		4
0		0	Free throw	1		0
5		0	Fast break	6		0
	3		Turnovers		4	
	2		Steals		4	
	11		Fouls		4	
1st referee: SLO JUG, STEFAN						
2nd referee: SLO JEGLIC, HERBERT						

Team: EUN Unified Team
Coach: TARASSIKOV, ALEXANDRE
Assistant:

Name	Goals				
Position	No.	Shot	%Shot/Goal	Assist	Steals
BOGDANOVA, SVETLANA			0		
Goalkeeper	01	0	0.00	0	0
DERIOGUINA, NATALIA			4		
Centre	02	4	100.00	0	0
ONOPRIENKO, GALINA			0		
Back	03	0	0.00	1	0
GORB, TATIANA			1		
Back	04	2	50.00	0	0
GOUSSEVA, ELINA			4		
Centre	05	5	80.00	1	1
KISSELEVA, LARISSA			0		
Wing	06	0	0.00	0	0
BAZANOVA, MARINA			4		
Wing	07	6	66.67	1	0
MORSKOVA, NATALIA			8		
Back	08	13	61.54	4	1
GOUDZ, LIUDMILA			1		
Wing	09	1	100.00	0	0
PRIAHINA, SVETLANA			1		
Wing	10	1	100.00	0	0
BORZENKOVA, GALINA			0		
Centre	14	0	0.00	1	0
DJANDJGAVA, TATIANA			0		
Goalkeeper	16	0	0.00	0	0

Team: NOR Norway
Coach: JACOBSEN, SVEN-TORE
Assistant: BORGESSEN, ARNE

Name	Goals				
Position	No.	Shot	%Shot/Goal	Assist	Steals
SAGSTUEN, TONJE			0		
Back	02	4	0.00	1	0
HOGNESS, HANNE			2		
Wing	03	2	100.00	0	0
SUNDAL, HEIDI			6		
Centre	04	8	75.00	0	1
GOKSOR, SUSANN			3		
Centre	05	3	100.00	0	1
SVENDSEN, CATHRINE			6		
Back	06	9	66.67	5	0
EFTEDAL, SIRI			1		
Wing	08	2	50.00	0	0
HENRIKSEN, HENRIETTE			0		
Wing	09	1	0.00	0	0
STEEN, INGRID			4		
Back	10	7	57.14	2	1
PETTERSEN, KARIN			0		
Centre	11	3	0.00	3	1
SKOTVOLL, ANNETTE			0		
Goalkeeper	12	0	0.00	0	0
DUVHOLT, KRISTINE			2		
Wing	13	2	100.00	0	0
TJUGUM, HEIDI MAIRE			0		
Goalkeeper	16	0	0.00	0	0



Handbol
Dones

Balonmano
Mujeres

Handball
Dames

Handball
Women

Semi-final

KOR		26 - 25		GER		
(17-13)		(26-25)				
Korea			Germany			
26	49	53.06	Goals / Shots	25	47	53.19
5		8	Line	7		14
4		5	Back	3		6
5		19	Field	8		20
5		9	Penalty	2		2
0		0	Free throw	0		0
8		0	Fast break	5		0
	2		Turnovers		10	
	4		Steals		2	
	10		Fouls		3	
1st referee:	DEN	CHRISTENSEN, OLE				
2nd referee:	DEN	JORGENSEN, PER GODSK				

Team:		KOR		Korea	
Coach:		CHUNG, HYUNG-KYUN			
Assistant:		KIM, KAP-SOO			
Name	Goals				
Position	No.	Shot	%Shot/Goal	Assist	Steals
NAM, EUN-YOUNG			5		
Wing	02	6	83.33	0	0
LEE, HO-YOUN			0		
Back	03	1	0.00	0	0
LEE, MI-YOUNG			4		
Wing	05	6	66.67	0	1
HONG, JEONG-HO			1		
Centre	06	2	50.00	0	0
LIM, O-KYUNG			5		
Centre	07	10	50.00	2	0
MIN, HYE-SOOK			3		
Centre	08	3	100.00	1	0
PARK, JEONG-LIM			4		
Back	09	9	44.44	0	0
OH, SUNG-OK			3		
Back	10	11	27.27	4	3
JANG, RI-RA			0		
Goalkeeper	12	0	0.00	0	0
KIM, HWA-SOOK			1		
Centre	14	1	100.00	0	0
PARK, KAP-SOOK			0		
Centre	15	0	0.00	0	0
CHA, JAE-KYUNG			0		
Goalkeeper	16	0	0.00	0	0

Team:		GER		Germany	
Coach:		STRAUCH, HEINZ			
Assistant:		SCHUMANN, ROBERT OTTO HEINRICH			
Name	Goals				
Position	No.	Shot	%Shot/Goal	Assist	Steals
URBANKE, BIANCA			3		
Back	02	7	42.86	0	0
MUHLNER, KERSTIN			1		
Back	04	4	25.00	0	0
LEONTE, ELENA			4		
Back	05	6	66.67	0	0
CISZEWSKI, CAROLA			1		
Wing	06	3	33.33	2	0
SCHMITT, SILVIA			7		
Back	07	11	63.64	2	0
BOELK, ANDREA			0		
Centre	08	1	0.00	3	0
ERLER, MICHAELA			3		
Pivot	10	6	50.00	0	1
PALME, GABRIELE			1		
Wing	11	1	100.00	0	0
ADAMIK, SABINE HEIDRUN			0		
Goalkeeper	12	0	0.00	0	0
KRUEGER, ANJA			2		
Pivot	14	4	50.00	0	0
FITTINGER, SILKE			3		
Wing	15	4	75.00	1	1
STOLLETZ, ANDREA			0		
Goalkeeper	16	0	0.00	0	0

256

Final 7th-8th

ESP		26-17		NGR		
(14- 5)		(26-17)				
Spain			Nigeria			
26	46	56.52	Goals / Shots	17	41	41.46
9		14	Line	9		13
1		3	Back	1		5
6		15	Field	1		16
2		3	Penalty	1		1
0		0	Free throw	0		0
11		0	Fast break	6		0
	7		Turnovers		9	
	3		Steals		3	
	19		Fouls		21	
1st referee:	JPN	GOTO, NOBORU				
2nd referee:	JPN	SHIMADA, FUSAJI				

Team:		ESP		Spain	
Coach:		SANCHEZ SANCHEZ, FRANCISCO			
Assistant:		GONZALEZ MEJIAS, RAFAEL			
Name	Goals				
Position	No.	Shot	%Shot/Goal	Assist	Steals
MARIN LOPEZ, MONTSERRAT			0		
Goalkeeper	01	0	0.00	0	0
UGARTEMENDIA SAGARZAZU, AMAIA			5		
Back	02	8	62.50	0	0
TERCERO ROLANDO, ESPERANZA			0		
Back	05	0	0.00	0	0
HERNANDEZ MARTIN, RITA			1		
Wing	06	1	100.00	0	0
MAKAZAGA URRUTIA, KARMELE			1		
Centre	07	4	25.00	1	1
GOMEZARQUER, CRISTINA			7		
Pivot	08	8	87.50	0	0
SANCHEZ SANTOS, BEGOÑA			3		
Pivot	09	5	60.00	0	1
VIZCAINO TORRE, RAQUEL			0		
Wing	10	0	0.00	4	0
RUIZ DE ASSIN JORDA, DOLORES			3		
Wing	11	6	50.00	1	0
PUCHE DIAZ, MONTSERRAT			3		
Back	13	7	42.86	2	1
MARTIN-CALERO, BLANCA			3		
Centre	14	7	42.86	0	0
SANCHEZ BRAVO, MARIA EUGENIA			0		
Goalkeeper	16	0	0.00	0	0

Team:		NGR		Nigeria	
Coach:		ATUSU, ANTHONY			
Assistant:		CHUKWUEMEKA, CHUCKWU			
Name	Goals				
Position	No.	Shot	%Shot/Goal	Assist	Steals
DIRIBE, BARBARA			0		
Goalkeeper	01	0	0.00	0	0
NKECHI ABI, AGUSTINA			4		
Back	02	12	33.33	1	2
YAMALA EGWOLOSAN, BRIDGET			0		
Centre	03	0	0.00	0	0
IDAUSA, EUNICE			1		
Back	04	5	20.00	0	0
SORONADI, MARY			0		
Wing	05	1	0.00	0	0
NWACHUKWU, MARY			0		
Centre	06	1	0.00	0	0
ANYIAM, JUSTINA			4		
Pivot	08	4	100.00	0	0
UMUNNA, VICTORIA			1		
Back	09	6	16.67	0	0
AJODO, ANGELA			3		
Wing	11	6	50.00	0	0
IHEBOM, CHIKA LAURETTA			2		
Wing	13	2	100.00	0	1
AKPULO, JUSTINA			2		
Wing	14	4	50.00	0	0
NWAOGU, IMMACULATE			0		
Goalkeeper	16	0	0.00	0	0



Handbol
Dones

Balonmano
Mujeres

Handball
Dames

Handball
Women

Final 5th-6th

USA		17-26		AUT		
(6-11)		(17-26)				
United States of America			Austria			
17	42	40.48	Goals / Shots	26	45	57.78
4		10	Line	4		8
3		4	Back	4		5
4		20	Field	7		16
0		1	Penalty	3		4
0		0	Free throw	0		0
7		0	Fast break	12		0
	16		Turnovers		9	
	2		Steals		1	
	13		Fouls		10	
1st referee:	BEL	CONVENTS, NIKOLAUS-DIETER				
2nd referee:	BEL	XHONNEUX, ROGER JEAN				

Team: USA United States of America
Coach: MARES, VOJTECH
Assistant: HOTNOG, DAN

Name	Goals				
Position	No.	Shot	%Shot/Goal	Assist	Steals
FELLNER, LAURIE A.			0		
Goalkeeper	01	0	0.00	0	0
SCHAAF, BARBARA JUNE			3		
Wing	02	4	75.00	0	1
COENEN, LAURA			4		
Pivot	04	8	50.00	0	1
PALGUT, KARYN SUE			1		
Wing	05	1	100.00	0	0
LACK, PORTIA			0		
Goalkeeper	06	0	0.00	0	0
CAIN, SHARON D.			5		
Centre	07	7	71.43	3	0
CLARKE, KIM D.			0		
Back	08	0	0.00	0	0
LEININGER, DANNETTE M.			2		
Centre	09	3	66.67	0	0
STINGER, CYNTHIA E.			0		
Back	11	3	0.00	1	0
RAYNOR, ANGIE A.			0		
Goalkeeper	12	1	0.00	0	0
JONES, LEORA			1		
Back	13	7	14.29	2	0
PETERKA, CAROLA.			1		
Back	14	8	12.50	1	0

Team: AUT Austria
Coach: KANDIJA, VINCO
Assistant: PACKA, JAN

Name	Goals				
Position	No.	Shot	%Shot/Goal	Assist	Steals
ZUROWSKI, TERESA			1		
Wing	02	2	50.00	0	0
JEZ, JADRANKA			2		
Centre	04	6	33.33	0	0
PROKOP, KARIN			0		
Wing	07	0	0.00	0	0
MATEI, EDITH			7		
Back	08	10	70.00	1	1
PEISSL, NICOLE			3		
Wing	09	4	75.00	0	0
RUSNATCHENKO, NATALI			0		
Goalkeeper	12	0	0.00	0	0
TOPEA, LILIANA			1		
Back	13	4	25.00	1	0
KOLAR, JASNA			5		
Back	14	8	62.50	0	0
BOZOVIC, STANKA			1		
Back	15	5	20.00	1	0
RACZ, MARIANNA			0		
Goalkeeper	16	0	0.00	0	0
MORHAMMER, IRIS			3		
Wing	17	3	100.00	0	0
STRASS, BARBARA			3		
Wing	18	3	100.00	1	0

257

Final 3rd-4th

GER		20 - 24		EUN		
(9-10)		(20-24)				
Germany			Unified Team			
20	50	40.00	Goals / Shots	24	41	58.54
5		8	Line	7		11
3		8	Back	2		3
3		23	Field	2		8
6		6	Penalty	5		7
0		0	Free throw	0		0
5		0	Fast break	12		0
	6		Turnovers		5	
	0		Steals		0	
	4		Fouls		11	
1st referee:	SWE	JOHANSSON, BO HARRY CHRISTER				
2nd referee:	SWE	KJELDKVIST, BERNT C.				

Team: GER Germany
Coach: STRAUCH, HEINZ
Assistant: SCHUMANN, ROBERT OTTO HEINRICH

Name	Goals				
Position	No.	Shot	%Shot/Goal	Assist	Steals
URBANKE, BIANCA			1		
Back	02	3	33.33	0	0
WAGNER, BIRGIT			6		
Wing	03	9	66.67	0	0
LEONTE, ELENA			6		
Back	05	10	60.00	0	0
SCHMITT, SILVIA			3		
Back	07	10	30.00	0	0
BOELK, ANDREA			2		
Centre	08	7	28.57	0	0
ERLER, MICHAELA			0		
Pivot	10	1	0.00	0	0
PALME, GABRIELE			0		
Wing	11	2	0.00	0	0
ADAMIK, SABINE HEIDRUN			0		
Goalkeeper	12	0	0.00	0	0
GRUNER, SYBILLE			2		
Centre	13	6	33.33	2	0
KRUEGER, ANJA			0		
Pivot	14	0	0.00	0	0
FITTINGER, SILKE			0		
Wing	15	2	0.00	0	0
STOLLETZ, ANDREA			0		
Goalkeeper	16	0	0.00	0	0

Team: EUN Unified Team
Coach: TARASSIKOV, ALEXANDRE
Assistant:

Name	Goals				
Position	No.	Shot	%Shot/Goal	Assist	Steals
BOGDANOVA, SVETLANA			0		
Goalkeeper	01	0	0.00	0	0
DERIOUGUINA, NATALIA			4		
Centre	02	6	66.67	0	0
ONOPRIENKO, GALINA			0		
Back	03	0	0.00	2	0
GORB, TATIANA			1		
Back	04	3	33.33	0	0
GOUSSEVA, ELINA			4		
Centre	05	9	44.44	2	0
KISSELEVA, LARISSA			0		
Wing	06	0	0.00	0	0
BAZANOVA, MARINA			2		
Wing	07	4	50.00	4	0
MORSKOVA, NATALIA			6		
Back	08	9	66.67	1	0
GOUDZ, LIODMILA			3		
Wing	09	4	75.00	0	0
PRIAHINA, SVETLANA			3		
Wing	10	4	75.00	0	0
BORZENKOVA, GALINA			1		
Centre	14	2	50.00	0	0
DJANDJGAVA, TATIANA			0		
Goalkeeper	16	0	0.00	0	0



Final

NOR		21 - 28		KOR		
(8-16)		(21 -28)				
Norway				Korea		
21	34	61.76	Goals / Shots	28	44	63.64
10		11	Line	8		10
3		5	Back	6		9
3		11	Field	4		13
1		1	Penalty	6		6
0		0	Free throw	0		0
6		0	Fast break	6		0
	13		Turnovers		7	
	1		Steals		5	
	6		Fouls		7	
1st referee: GER THOMAS, HANS EMIL						
2nd referee: GER THOMAS, JUERGEN KLAUS						

Team: NOR Norway
Coach: JACOBSEN, SVEN-TORE
Assistant: BORGESSEN, ARNE

Name	Goals				
Position	No.	Shot	%Shot/Goal	Assist	Steals
FROSETH, HEGE KIRSTI			0		
Goalkeeper	01	0	0.00	0	0
SAGSTUEN, TONJE			1		
Back	02	2	50.00	1	0
HOGNESS, HANNE			1		
Wing	03	2	50.00	0	0
SUNDAL, HEIDI			7		
Centre	04	9	77.78	0	0
GOKSOR, SUSANN			4		
Centre	05	6	66.67	1	0
SVENDSEN, CATHRINE			3		
Back	06	7	42.86	3	0
EFTEDAL, SIRI			1		
Wing	08	1	100.00	5	0
HENRIKSEN, HENRIETTE			1		
Wing	09	1	100.00	0	0
STEEN, INGRID			0		
Back	10	1	0.00	1	0
PETTERSEN, KARIN			1		
Centre	11	1	100.00	0	1
SKOTVOLL, ANNETTE			0		
Goalkeeper	12	0	0.00	0	0
DUVHOLT, KRISTINE			2		
Wing	13	4	50.00	0	0

Team: KOR Korea
Coach: CHUNG, HYUNG-KYUN
Assistant: KIM, KAP-SOO

Name	Goals				
Position	No.	Shot	%Shot/Goal	Assist	Steals
MOON, HYANG-JA			0		
Goalkeeper	01	0	0.00	0	0
NAM, EUN-YOUNG			3		
Wing	02	3	100.00	2	0
LEE, HO-YOUN			0		
Back	03	0	0.00	0	0
LEE, MI-YOUNG			5		
Wing	05	9	55.56	0	1
HONG, JEONG-HO			0		
Centre	06	0	0.00	0	0
LIM, O-KYUNG			8		
Centre	07	10	80.00	4	1
MIN, HYE-SOOK			3		
Centre	08	3	100.00	1	0
PARK, JEONG-LIM			3		
Back	09	9	33.33	1	0
OH, SUNG-OK			5		
Back	10	9	55.56	9	3
JANG, RI-RA			0		
Goalkeeper	12	0	0.00	0	0
KIM, HWA-SOOK			1		
Centre	14	1	100.00	0	0
PARK, KAP-SOOK			0		
Centre	15	0	0.00	0	0

Classification group A

Team	Played	MATCHES			GOALS			
		Won	Drawn	Lost	For	Against	Dif.	Points
1 EUN	3	3	0	0	77	56	+21	6
2 GER	3	2	0	1	86	61	+25	4
3 USA	3	1	0	2	55	76	-21	2
4 NGR	3	0	0	3	56	81	-25	0

Classification group B

Team	Played	MATCHES			GOALS			
		Won	Drawn	Lost	For	Against	Dif.	Points
1 KOR	3	2	1	0	82	61	+21	5
2 NOR	3	2	0	1	55	60	-5	4
3 AUT	3	1	1	1	64	62	+2	3
4 ESP	3	0	0	3	50	68	-18	0

Semi-final summary

Semi-final 1	EUN	-	NOR	23 - 24
Semi-final 2	KOR	-	GER	26 - 25

Final summary

Final 1st - 2nd	NOR	-	KOR	21 - 28
Final 3rd - 4th	GER	-	EUN	20 - 24
Final 5th - 6th	USA	-	AUT	17 - 26
Final 7th - 8th	ESP	-	NGR	26 - 17