

Seminoles

SOFTBALL



BAILEY SCHINELLA



LACEY WALDROP




MADDIE O'BRIEN

2015 MEDIA GUIDE

#FSACC

#LTS

TABLE OF CONTENTS



2015 Florida State Softball

Table of Contents 1
 This is Florida State Softball 2-4

2015 Season

#FSACC (Five Core Values) 5
 2014 WCWS 6
 2015 Softball Quick Facts 7
 Last Time It Happened 8
 2015 Roster 9

Student-Athletes

Maddie O'Brien 10-11
 Bailey Schinella 12-13
 Lacey Waldrop 14-15
 Macey Cheatham 16
 Victoria East 17
 Alex Kossoff 18
 Amy Szymanowski 19
 Jessica Burroughs 20
 Ellie Cooper 21
 Bella D'Errico 22
 Victoria Daddis 23
 Lauren Harris 24
 Alex Powers 25
 Rylan Harvey/Katie Baker 26
 Meghan King/Morgan Klavemann 27
 Megan McReynolds/Korina Rosario 28
 Jessica Warren/2015 Tribe 29

Coaching Staff

Head Coach Lonni Alameda 30-31
 Assistant Coach Travis Wilson 32
 Assistant Coach Craig Snider 33
 Softball Support Staff 34

2014 Review

2014 Season In Review 35-36
 2014 Final Statistics 37
 2014 ACC Standings and Results 38
 2014 Team Game Highs 39
 2014 Individual Game Highs 40
 2014 Game-By-Game Results 41
 2014 Box Scores 42-57

History of the Program

Hall of Fame & All-Americans 58
 Honors and Awards 59-61
 All-Time Letterwinners 62
 Pro & International Players 63
 1981 & 1982 National Champions .. 64
 Dr. JoAnne Graf 65

Results & Records

All-Time Postseason Results 66
 NCAA Records 67-68
 Team & Individual Records 69
 All-Time Top 10 70
 Single Season Top 10 71
 Yearly Leaders 72-73
 Yearly Team Statistics 74-75
 Year By Year Results 76-85
 Series Records 86-94

Florida State Information

University Administration 95
 Media Information 96
 2015 Team Photo Roster 97



CREDITS

The 2015 Florida State Softball Almanac is a publication of the FSU Sports Information Office. Written and edited by Scott Moriak, Josh Bendetonies, Cheyna Williams, Jack Shields and Steve Stone. Page template and headers designed by Grant Hawkins Design, while the cover page is designed by Maxxo Jean. Page layout by Scott Moriak. Featured photographers: Ryals Lee, Maury Neipris, Phil Kelly, Steve Moakley, Larry Novey, Ross Obley, Jason Hendrix, Mike Olivella and Steve Musco.



THIS IS FLORIDA STATE SOFTBALL

A WORLD-CLASS PROGRAM BUILT ON TRADITION



Florida State has been a mainstay in the collegiate softball scene since being one of the pioneer programs of the sport in 1978. Over the last 37 years, the Seminole program has done its part to help grow the game exponentially in that time span by churning out several All-America players, staffing quality coaches and stringing together many impressive seasons, including a trip to the 2014 Women's College World Series.

With the 2015 season marking head coach Lonni Alameda's seventh as the Seminole skipper, the direction of the program continues to stay on the right path. Forty-win seasons continue to be a staple of the program, with 31 in the program's 37 seasons. NCAA Championship appearances are always expected, with the Seminoles being one of just nine schools to make an NCAA Regional in every year since 2000.

Historically, there are not many programs that can match the numbers put up by Florida State: 12 Atlantic Coast Conference titles, eight NCAA Women's College World Series appearances, two AIAW national titles, 27 All-Americans and 27 NCAA Championship appearances.


Being a Florida State softball student-athlete does not mean the sole focus is just on the field. Joining the program puts you in an instantaneous family that is fostered by a fun-loving coaching staff that brings out the best in each player through team-building activities.

In addition to the years of tradition etched in the Florida State softball program, the concept of team never holds a greater meaning than for those dressed in Garnet and Gold. Led by Alameda's fun yet focused approach, Florida State softball student-athletes leave their careers with life-long memories.



THIS IS FLORIDA STATE SOFTBALL

FACILITIES SECOND TO NONE



The Seminole Softball Complex

- Known as one of NCAA softball's best venues, JoAnne Graf Field at the Seminole Softball Complex is a modernized athletic facility that caters quite well to student-athletes, coaches and fans.
- Since opening in 1999, Florida State has enjoyed the benefits of playing on their home field. The Seminoles have recorded 413 victories in their 16 years at JoAnne Graf Field.
- The complex's unique design was featured in Athletic Business Magazine's 2002 Architectural Showcase.
- Approaching nearly 12,000 square feet, the FSU Softball batting facility is functional, unique and aesthetically pleasing.
- The facility, which was awarded the 2011 AIA Tallahassee Chapter Design Achievement Honor Award, is endorsed for its combination of external features, comfortable nature and multiple purposes within the sport of softball.
- The near million dollar facility that was spear-headed by architects Lewis + Whitlock is a beacon for future player development, while providing a safe haven from inclement weather.
- The Mary Ann Stiles & Barry Smith team building is the home of the Florida State softball and soccer teams. It houses the coaches' offices, which overlook the soccer and softball fields, a reception area, large team and coaches locker rooms, a visiting team locker room and training and equipment rooms.
- One of FSU's most celebrated and renowned alumni couples, Mary Ann Stiles and Barry Smith epitomize the ultimate in professional and athletic achievement. A pioneer in fundraising for women's athletics, Mary Ann Stiles was among the first Golden Chiefs to financially support the women's programs at Florida State. Barry Smith was instrumental in building the Varsity Club and was one of the first inductees into FSU's Hall of Fame.
- The second floor includes additional office space, meeting rooms, tradition space, a video edit suite, a classroom furnished with transferable desks and chairs, dry-erase boards, projection screen and the latest in electronic equipment complete with HD capabilities and surround sound.



THIS IS FLORIDA STATE SOFTBALL

COMMUNITY AND ACADEMIC PRIORITIES



Community and Academic Success

- Seminole Softball completed over 1,000 hours of community service in the last academic year; a testament to the hard work and commitment of the FSU softball coaches and players.
- The Seminoles recorded a 100 percent participation rate in a variety of activities, including Literacy Week, National Student-Athlete Day, Miracle League Softball and much more.
- FSU earned the Golden Nole award in 2014, given to the program with the highest amount of community service hours per student-athlete.
- They were also honored with the SemiGnome Award at the 2011 Golden Nole banquet.
- A team leadership group, known as The Tribe, meets weekly to help promote group activity among the team. The leadership council helps coordinate activities such as Dugout Club Socials, seasonal newsletters, community service activities and more.
- The program carries several All-ACC Academic Honor Roll students, All-ACC Academic team members, postgraduate scholarship winners, CoSIDA/ESPN All-District and All-American performers.
- Bailey Schinella, Jessica Nori, Kelly Hensley and Lacey Waldrop were each named to the 2014 All-ACC Academic Softball Team.
- Kelly Hensley earned the 2013 ACC Scholar Athlete of the Year award for her success both on and off the field.
- The Seminoles have also committed to cleaning a portion of Tallahassee's Martin Luther King Jr. Boulevard as part of Florida's Adopt-A-Highway program.



#FSACC

FIVE CORE VALUES OF FLORIDA STATE SOFTBALL

F

FAMILY – When you play softball at Florida State, you don't just play for a team, you play for a family. Each person cares for their teammates as if they were a sister, committing to each other through thick and thin. As members of an extended softball family, each one motivates the other and enjoys seeing them succeed. When issues arise, communication is key and allows for a loving relationship that creates a bond that results in an entire team of student-athletes fighting for each other, both on and off the field to be the best they can be.

S

SMART – Being smart, in a wide variety of disciplines, is a cornerstone of the Florida State softball program. In school, it allows you to achieve a degree and plan for a future after softball. At practice, it means training with a purpose, honing your skills and gaining experience by not just going through the motions. In the game, it means having a plan at plate offensively or a pitching and defensive shift plan for opposing hitters based on various scouting reports. Off the field, it means making wise decisions with time management and other activities to be able to be at your best.

A

AGGRESSIVE – You aren't just given things in life, you must aggressively pursue your dreams in order to achieve them. Being aggressive means taking that extra base on a ball in the gap, stealing second when you need to get a runner into scoring position, heading to your teachers office hours to talk about things you may not have understood in class, going after a hitter with your best pitch in the best location and challenging yourself to become the best you can be because you are passionate about helping the team succeed.

C

COMPETITIVE – A team-based sport is one of the most competitive dynamic there is in life. To be successful, you need to be competitive in many areas. We strive to be competitive on the field, winning individual games, along with conference and national championships. We are competitive with each other on the team, knowing that we make each other better as each one raises their level of skill and accomplishments. We are also competitive off the field, in the classroom and in the workforce as there are many who would seek to be where we are, but only few will attain it.

C

COMMITTED – The previous four core values mean nothing unless everyone is committed to it. Obstacles and challenges will come up. Losses on the field and issues off of it will occur and cause problems that will need to be addressed. But when we are committed - to each other, to the team, to the goals that have been set - very little can disrupt our goals and pursuits. A unified force with a united passion is very difficult to stop and our commitment to the vision and the process will enable us to be successful.



2014 WOMEN'S COLLEGE WORLD SERIES

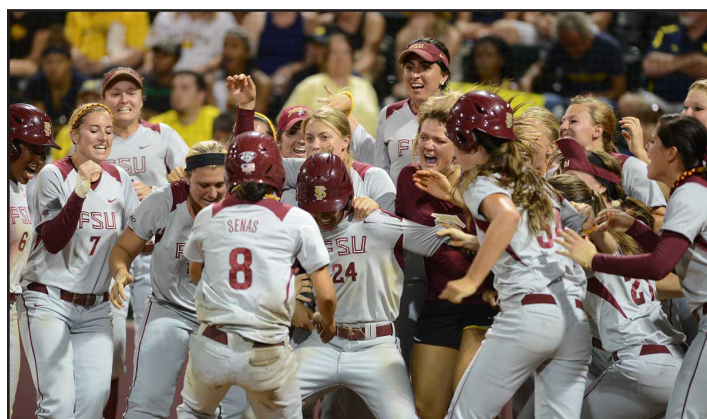
For the first time since 2004, the Florida State Seminoles advanced to Oklahoma City, Okla., for the Women's College World Series. It marked the first time that FSU had reached the WCWS since the NCAA updated the tournament to include the super regional round in 2005.

Making the World Series seemed unlikely for FSU as it lost game one of the Tallahassee Super Regional by a score of 17-3 to No. 13 Michigan. It set the record for most runs allowed in Seminole history and the 14 run margin of defeat was the largest ever.

Refusing to concede the series defeat, Florida State came out and shutout the Wolverines in game two of the series, 6-0, and were tied 2-2 in the bottom of the seventh inning of game three before senior outfielder Courtney Senas blasted a two-run walk-off home run to deep left center to end the game but begin the celebration at home plate.



the Noles were unable to score a run. Oregon's starting pitcher would only allow two other baserunners for the rest of the game. Waldrop allowed three runs in 5.0 innings as the Seminoles lost to the Ducks, 3-0, to fall into the loser's bracket.



Two days later, FSU faced Baylor in an elimination game. Alex Kossoff led the Noles at the plate, going 2-for-3 with a run scored, including a nice bunt single in the third. However, FSU was unable to capitalize on its chances in the same way that Baylor did. Home runs by BU shortstop Jordan Strickland in the second and sixth inning accounted for four of the seven runs in the contest as Baylor eliminated Florida State from the World Series with a 7-2 victory.

Once in OKC, the Seminoles got down to work to continue their impressive season which included the program's 12th ACC Championship and FSU's 24 conference wins set a single-season record in the ACC.

While it was the best season in a decade, and one of the best in program history, the Seminoles know that they have the talent and passion to not only return to OKC and the Women's College World Series in the future, but that they have the goal of finishing the job and being the last team standing as the National Champion.

Several Noles were honored with weekly, conference and regional accolades throughout the season, but the final award was given to junior pitcher Lacey Waldrop at the WCWS banquet on the 50th floor of the Devon Tower. Waldrop earned the 2014 USA Softball National Player of the Year award, becoming FSU's second winner of the award following Jessica van der Linden in 2004. Florida State is also the only school with multiple winners of the award.



The first opponent for Florida State was No. 1 Oregon. Junior shortstop and NFCA First Team All-American Maddie O'Brien led off the game with a single to center and Senas followed later the inning with a walk but



2015 QUICK FACTS

LocationTallahassee, Fla.
 Founded..... 1851
 Enrollment.....41,477
 Symbol Seminole
 Colors..... Garnet and Gold
 Conference Atlantic Coast
 President.....John Thrasher
 Athletics Director.....Stan Wilcox

Head Coach.....Lonni Alameda
 Alma Mater Oklahoma '93
 Career Record 423-264-1 (11 years)
 FSU Record266-106 (Six years)
 Assistant Coach.....Travis Wilson
 Alma Mater Canterbury '96
 Assistant Coach..... Craig Snider
 Alma Mater Centenary '05
 Softball Office.....850-644-9594

Home Field JoAnne Graf Field
 Dimensions.....Lines - 200', Center - 220'
 Capacity 1,000
 Press Box Phone850-645-3245

First Year of Softball 1978
 All-Time Record1,749-615-5
 ACC Titles 12*
 *includes tie with Maryland in 1997
 National Titles (AIAW).....2
 NCAA Regional Appearances..... 27
 NCAA Super Regional Appearances.....3
 WCWS Appearances8
 NCAA Tournament Record 58-60

2014 Record55-9
 2014 ACC Record24-3
 2014 ACC Finish.....1st (Tournament)
1st (Regular Season)

Starters R/L..... 5/5
 Pitchers R/L..... 3/1
 Letterwinners R/L.....12/8
 Newcomers.....8

Softball Oversight.....Cindy Hartmann
 Softball SID Scott Moriak
 Moriak's email smoriak@fsu.edu
 Moriak's Office850-644-1403
 Moriak's Cell.....715-641-0365
 SID Office Fax..... 850.644.3820
 Website seminole.com
 Mailing Address.....403 Stadium Drive W.
 Tallahassee, FL 32306

Twitter.....@FSU_Softball
 Facebook...../FSUSoftball
 Instagram...../fsusoftball

SEMINOLES BY STATE

Florida (14)

Katie Baker Tallahassee
 Macey Cheatham Wellington
 Bella D'Errico Ponte Vedra Beach
 Victoria Daddis..... St. Johns
 Victoria East..... Pensacola
 Lauren Harris..... St. Cloud
 Meghan King Parkland
 Megan McReynolds ... Winter Garden
 Maddie O'Brien..... Palm Harbor
 Alex Powers Melbourne
 Korina Rosario Pensacola
 Bailey Schinella Valrico
 Amy Szymanowski Land O'Lakes
 Jessica Warren Tampa

California (1)

Alex Kossoff Redondo Beach

Georgia (1)

Jessica Burroughs Warner Robins

Michigan (1)

Sienna Surber Jackson

Missouri (1)

Ellie Cooper Fenton

Texas (2)

Rylan Harvey Mont Belvieu
 Morgan Klaevemann..... Refugio

Virginia (1)

Lacey Waldrop..... Chester

SEMINOLES BY POSITION

Outfield (4)

Bella D'Errico, Lauren Harris,
 Morgan Klaevemann, Alex Kossoff

Infield (6)

Katie Baker, Rylan Harvey, Megan
 McReynolds, Maddie O'Brien, Alex
 Powers, Jessica Warren

Catchers (2)

Macey Cheatham, Amy Szymanowski

Bullpen Catcher (1)

Sienna Surber

Pitchers (3)

Jessica Burroughs, Meghan King,
 Lacey Waldrop

Utility (5)

Ellie Cooper, Victoria Daddis, Victoria
 East, Korina Rosario, Bailey Schinella

SEMINOLES BY CLASS

Freshmen (8)

Katie Baker, Rylan Harvey, Meghan
 King, Morgan Klaevemann, Megan
 McReynolds, Korina Rosario, Sienna
 Surber, Jessica Warren

Sophomores (6)

Jessica Burroughs, Ellie Cooper, Bella
 D'Errico, Victoria Daddis,
 Lauren Harris, Alex Powers

Juniors (4)

Macey Cheatham, Victoria East,
 Alex Kossoff, Amy Szymanowski

Seniors (3)

Maddie O'Brien, Bailey Schinella,
 Lacey Waldrop



LAST TIME IT HAPPENED

TEAM

Defeated a top-five team.....	vs. No. 4 Michigan (6-5), Feb. 22, 2009
Defeated a top-10 team	at No. 6 Florida (3-2), April 2, 2014
Defeated a top-25 team	vs. No. 13 Michigan - NCAA Super Regional (4-2), May 23, 2014
Won when trailing after six innings.....	at No. 23 Notre Dame (9-7 (9 inn)), April 13, 2014
Lost when leading after six innings	vs. No. 9 Nebraska (3-4), Feb. 7, 2014
Scored 10 or more runs.....	vs. Georgia Tech - ACC Quarterfinal (11), May 8, 2014
Scored 15 or more runs.....	at Virginia (15), March 9, 2014
Scored 20 or more runs.....	vs. Bethune-Cookman (20), Feb. 10, 2013
Allowed five or more runs	vs. No. 17 Baylor - Women's College World Series (7), May 31, 2014
Allowed 10 or more runs	vs. No. 13 Michigan - NCAA Super Regional (17), May 22, 2014
Allowed 15 or more runs	vs. No. 13 Michigan - NCAA Super Regional (17), May 22, 2014
Recorded 10 or more hits	vs. Fordham - NCAA Regional (10), May 16, 2014
Recorded 15 or more hits	at No. 23 Notre Dame (15), April 13, 2014
Hit five or more doubles	at Pitt (6), April 16, 2014
Hit two or more triples.....	vs. Georgia Tech (2), April 26, 2014
Hit four or more home runs	vs. No. 13 Michigan - NCAA Super Regional (4), May 23, 2014
Hit back-to-back home runs.....	vs. Maryland (Corey Hendrickson and Briana Hamilton, 4th inning), April 5, 2014
Stole six or more bases.....	vs. Wisconsin (7), March 6, 2011
Drew 10 or more walks.....	vs. Georgia Tech - ACC Quarterfinal (12), May 8, 2014
Shutout a team	vs. No. 13 Michigan - NCAA Super Regional (6-0), May 23, 2014
Was shutout	vs. No. 1 Oregon (3-0), May 29, 2014
Pitched a no-hitter.....	vs. Florida A&M (Lacey Waldrop), March 26, 2014
Was no-hit	at Texas - NCAA Super Regional, May 26, 2013

INDIVIDUAL

Recorded five or more at bats	Tiffani Brown and Briana Hamilton, vs. USF (5), May 17, 2014
Scored four or more runs in a game	Tiffani Brown, vs. Saint Mary's (4), Feb. 8, 2014
Had four or more hits in a game	Morgan Bullock, vs. North Carolina (4), March 22, 2013
Had at least a 10-game hitting streak	Tiffani Brown (14), Feb. 28-March 16, 2014
Had at least a 15-game hitting streak	Shayla Jackson (15), Feb. 13-Feb. 28, 2010
Hit two or more doubles in a game	Kelly Hensley, vs. North Carolina - ACC Semifinal (2), May 9, 2014
Hit two or more home runs in a game.....	Maddie O'Brien, vs. Georgia Tech -ACC Quarterfinal (2-run/3-run), May 8, 2014
Hit a grand slam.....	Maddie O'Brien, vs. NC State, March 15, 2014
Hit for the cycle	Ashley Stager, vs. Virginia, May 1, 2010
Stole home	Michelle Snyder vs. Memphis, Feb. 17, 2007
Stole three bases in a game	Tiffani Brown, vs. Southern Miss, Feb. 16, 2014
Stole four bases or more in a game	Whitney Buckmon (4), UAB, Feb 17, 2008
Drew three walks in a game.....	Maddie O'Brien vs. No. 13 Michigan - NCAA Super Regional, May 22, 2014
Drew four or more walks in a game	Maddie O'Brien (4) at Pitt, April 16, 2014
Was hit by at least two pitches in a game.....	Kristie McConn (2), vs. Georgia, May 22, 2011
Recorded five RBIs in a game.....	Maddie O'Brien, vs. Georgia Tech - ACC Quarterfinal, May 8, 2014
Recorded six or more RBIs in a game	Kelly Hensley (6), vs. Georgia Southern, Mar 17, 2013
Two players had four or more RBI in a game	Courtney Senas (4) and Maddie O'Brien (5), vs. Saint Mary's, Feb. 8, 2014
First career hit was a home run.....	Lauren Harris, vs. UC Santa Barbara, Feb. 22, 2014
Pitched a no-hitter.....	Lacey Waldrop, vs. Florida A&M (W 8-0), March 26, 2014
Pitched a perfect game.....	Casey Hunter, vs. St. Joseph's (W 14-0), March 13, 2004
Had 10 or more strikeouts.....	Jessica Burroughs (10), vs. Syracuse, April 19, 2014
Had 15 or more strikeouts	Lacey Waldrop (18), at Florida, March 27, 2013
Won 10 consecutive decisions.....	Lacey Waldrop (11), April 16 to May 18, 2014
Won 15 consecutive decisions.....	Lacey Waldrop (16), March 2 to April 5, 2014



2015 SOFTBALL ROSTER

NUMERICAL

No.	Name	B/T	Pos.	Yr.	Hometown/Prev. School
2	Morgan Klaevemann	L/R	OF	Fr.	Refugio, Texas/Refugio
4	Megan McReynolds	R/R	1B	Fr.	Winter Garden, Fla./Lake Highland
5	Alex Kossoff	L/R	OF	Jr.	Redondo Beach, Calif./South Torrance
7	Maddie O'Brien	L/R	SS	RSr.	Palm Harbor, Fla./Palm Harbor University
8	Korina Rosario	L/L	OF/P	Fr.	Pensacola, Fla./West Florida
11	Alex Powers	L/R	UT	RSo.	Melbourne, Fla./Eau Gallie
13	Lacey Waldrop	R/R	P	Sr.	Chester, Va./Thomas Dale
14	Ellie Cooper	L/R	UT	So.	Fenton, Mo./Rockwood Summit
15	Katie Baker	R/R	INF	Fr.	Tallahassee, Fla./Chiles
16	Jessica Burroughs	R/R	P	RSo.	Warner Robins, Ga./Houston County
17	Amy Szymanowski	R/R	C	Jr.	Land O'Lakes, Fla./College of Central Florida
18	Victoria East	R/R	1B	Jr.	Pensacola, Fla./Escambia
24	Victoria Daddis	R/R	UT	So.	St. Johns, Fla./Creekside
25	Macey Cheatham	R/R	C	Jr.	Wellington, Fla./Wellington
27	Bailey Schinella	R/R	P/UT	Sr.	Valrico, Fla./Newsome
28	Bella D'Errico	L/R	OF	So.	Ponte Vedra Beach, Fla./Ponte Vedra
30	Jessica Warren	R/R	INF	Fr.	Tampa, Fla./Alonso
31	Sienna Surber	R/R	BC	Fr.	Jackson, Mich./Jackson
32	Rylan Harvey	R/R	1B	So.	Mont Belvieu, Texas/Barbers Hill
44	Lauren Harris	R/R	OF	So.	St. Cloud, Fla./Harmony
48	Meghan King	L/L	P	Fr.	Parkland, Fla./St. Thomas Aquinas

ALPHABETICAL

No.	Name	B/T	Pos.	Yr.	Hometown/Prev. School
15	Katie Baker	R/R	INF	Fr.	Tallahassee, Fla./Chiles
16	Jessica Burroughs	R/R	P	RSo.	Warner Robins, Ga./Houston County
25	Macey Cheatham	R/R	C	Jr.	Wellington, Fla./Wellington
14	Ellie Cooper	L/R	UT	So.	Fenton, Mo./Rockwood Summit
28	Bella D'Errico	L/R	OF	So.	Ponte Vedra Beach, Fla./Ponte Vedra
24	Victoria Daddis	R/R	UT	So.	St. Johns, Fla./Creekside
18	Victoria East	R/R	1B	Jr.	Pensacola, Fla./Escambia
44	Lauren Harris	R/R	OF	So.	St. Cloud, Fla./Harmony
32	Rylan Harvey	R/R	1B	So.	Mont Belvieu, Texas/Barbers Hill
48	Meghan King	L/L	P	Fr.	Parkland, Fla./St. Thomas Aquinas
2	Morgan Klaevemann	L/R	OF	Fr.	Refugio, Texas/Refugio
5	Alex Kossoff	L/R	OF	Jr.	Redondo Beach, Calif./South Torrance
4	Megan McReynolds	R/R	1B	Fr.	Winter Garden, Fla./Lake Highland
7	Maddie O'Brien	L/R	SS	RSr.	Palm Harbor, Fla./Palm Harbor University
11	Alex Powers	L/R	UT	RSo.	Melbourne, Fla./Eau Gallie
8	Korina Rosario	L/L	OF/P	Fr.	Pensacola, Fla./West Florida
27	Bailey Schinella	R/R	P/UT	Sr.	Valrico, Fla./Newsome
31	Sienna Surber	R/R	BC	Fr.	Jackson, Mich./Jackson
17	Amy Szymanowski	R/R	C	Jr.	Land O'Lakes, Fla./College of Central Florida
13	Lacey Waldrop	R/R	P	Sr.	Chester, Va./Thomas Dale
30	Jessica Warren	R/R	INF	Fr.	Tampa, Fla./Alonso

Head Coach - Lonni Alameda (Oklahoma, 1993)

Assistant Coach - Travis Wilson (University of Canterbury, 1996)

Assistant Coach - Craig Snider (Centenary, 2005)





7 • MADDIE O'BRIEN


Shortstop • Redshirt Senior • Palm Harbor, Fla. • Palm Harbor University

CAREER HIGHS					
Hits:	3	3x, last at Pitt (4/16/14)	RBI:	6	vs. UCSB (3/4/12)
Doubles:	2	2x, last at Virginia (3/9/14)	Runs:	3	5x, last vs. Georgia Tech (5/8/14)
Triples:	1	4x, last vs. LSU (4/3/13)	Walks:	4	at Pitt (4/16/14)
Home Runs:	2	5x, last vs. Georgia Tech (5/8/14)	Stolen Bases:	1	vs. FIU (3/12/13)

- FSU SOFTBALL TRIBE MEMBER
- 2012 ACC ALL-TOURNAMENT TEAM
- 2013 ACC ALL-TOURNAMENT TEAM
- 2014 ACC ALL-TOURNAMENT TEAM
- 2014 ALL-ACC FIRST TEAM
- 2014 ACC PLAYER OF THE YEAR
- 2014 NFCA ALL-REGION FIRST TEAM
- 2014 NFCA ALL-AMERICAN FIRST TEAM
- 2014 LOUISVILLE SLUGGER INTERNSHIP

Redshirt Junior Season (2014):

Recorded one of the best seasons in program history...named NFCA First Team All-American, ACC Player of the Year and was a top 10 finalist for the USA Softball Player of the Year as well as one of four finalists for the Honda Sports Award for Softball... set FSU single-season records in home runs (24), RBI (83), walks (56), slugging (.942)...also had the second-best batting average (.424) and tied for third-most in doubles (17) in a season at Florida State...now holds the FSU career records for home runs (42) and RBI (173)...earned the team's Most Improved, MVP and Batting Title awards at the end of the year banquet...batted .366 with six home runs, 14 RBI, 16 walks, a .805 slugging percentage and .542 OBP against ranked teams in 2014...named ACC Player of the Week three times – Feb. 10, April 7 and April 21...led the NCAA in RBI and was second in home runs and slugging...ranked third in the nation in on-base percentage (.564) and fifth in walks... had multiple RBI in 26 games...reached base in each of the first 50 games of the season...recorded a streak of reaching base in 18 straight plate appearances over five games from April 16-20 where she went 5-for-5 with two doubles, two home runs with seven RBIs, 12 walks (five intentional) and was also hit by a pitch... hit four home runs in five games at Hotel Encanto Invitational in Las Cruces, New Mexico (Feb. 7-9)...hit a grand slam in FSU's 4-2 victory over NC State on March 15...hit two doubles, two home runs, walked five times, scored five runs, and had three RBI while hitting .667 in a series sweep against Maryland on April 5 and 6... hit two home runs in the same game four times during the season – vs. St. Mary's (2/8), at Notre Dame (4/13), at Pitt (4/16), and vs. Georgia Tech (5/8)...tied an NCAA record with four intentional walks in game two of a doubleheader at Pitt on April 16...tied ACC Tournament single-game records with two home runs and five RBI against Georgia Tech in an ACC Quarterfinal game on May 8; also tied a career high with three runs scored...hit a home run and added two walks in the ACC Championship Game against Notre



Dame on May 10...hit a two-run home run to help force a game three against Michigan in the NCAA Tallahassee Super Regional... led off the game with a single against Oregon on May 29 at the Women's College World Series...scored FSU's second run of the game against Baylor at the WCWS and ended the contest with two walks.

Redshirt Sophomore Season (2013):

Showed greater improvement from her first playing season with career-best numbers of 10 home runs and 47 RBIs...batted .271 with 10 doubles, a .548 slugging percentage and a .414 on-base percentage...her 38 walks are the eighth most in school history... had eight multi-hit games on the season...recorded 11 multiple RBI games on the year...virtually flawless at the shortstop position, committing just three errors in 151 chances...did not record a single throwing error in 2013...finished ninth in the ACC in RBIs... tied for sixth in the conference with three triples...tied for third in the conference in walks...reached base in 11 straight games at one point...batted in the cleanup position 29 times...reliable hitter all

CAREER STATISTICS AT FLORIDA STATE

Year	avg	gp-gs	ab	r	h	2b	3b	hr	rbi	tb	slg%	bb	hbp	so	gdp	ob%	sf	sh	sb-att	po	a	e	fld%
2012	.260	56-55	150	27	39	11	1	8	43	76	.507	31	0	17	1	.376	5	0	1-2	53	96	11	.931
2013	.271	62-62	166	31	45	10	3	10	47	91	.548	38	4	31	1	.414	2	0	1-1	51	97	3	.980
2014	.424	64-64	172	62	73	17	0	24	83	162	.942	56	4	18	2	.564	4	1	0-0	71	117	7	.964
TOTAL	.322	182-181	488	120	157	38	4	42	173	329	.674	125	8	66	4	.459	11	1	2-3	175	310	21	.958



7 • MADDIE O'BRIEN

Shortstop • Redshirt Senior • Palm Harbor, Fla. • Palm Harbor University

season with run-scoring opportunities...went 2-for-3 with three RBIs and two runs scored against Arkansas...reached base in all four plate appearances by drawing three walks and crushing a grand slam on February 28 against Troy...had a season-best four RBIs in that win over Troy...was a perfect 2-for-2 from the plate in the second game of a doubleheader against Virginia with a home run, three RBIs and three runs scored...hit a home run in three straight games, all against Virginia...recorded an important two-run home run in an ACC Tournament victory over North Carolina...earned a spot on the ACC All-Tournament Team for the second consecutive year...posted a home run and three RBIs against Georgia Southern on March 16...produced three RBIs against Maryland in a rubber-game win on March 31...walked three times in games against LIU-Brooklyn and Troy...went 2-for-3 with a home run and two RBIs against South Alabama on May 18 in the NCAA Mobile Regional...recorded six RBIs in postseason play (ACC and NCAA Tournament)...had six assists in three games against Maryland (March 31) and Virginia Tech (April 20, 21).

Redshirt Freshman Season (2012):

Established herself as FSU's best run-producer...despite missing seven games due to concussion-like symptoms, managed to lead the team with 43 RBIs...her RBI total ranks just outside of the Top 10 single-season list in school history...tied for the third-most in the ACC in 2012...finished the year batting .260 with eight home runs, 11 doubles, a .507 slugging percentage and 31 walks...O'Brien led FSU in doubles and sacrifice flies (5)...sixth na-

tionally in sacrifice flies...first in the ACC in sacrifice flies...eighth in the ACC in walks...ninth in the conference with 96 assists...named to the ACC All-Tournament Team after going 2-for-5 with one home run and two RBIs in two games played...led the Seminoles with 11 multiple RBI games...recorded eight multiple hit games...held an eight-game hitting streak...reached base in 10 consecutive games...batted in the third (40), fourth (6), fifth (1) and seventh (8) spots throughout the season...earned the co-rookie of the year award at team banquet...tallied seven RBIs in a doubleheader victory over NCAA Regional team Florida Gulf Coast on March 29...in a doubleheader against Jacksonville on March 20, went 4-for-5 with one home run and six RBIs...had a career day in FSU's 13-4 win over UC Santa Barbara on March 4, tallying two home runs and six RBIs in the victory...hit a walk-off three-run home run to end the game and give FSU the mercy-rule win...O'Brien's six RBIs were the most by a Seminole in a game since former player Kaleigh Rafter also drove in six versus Virginia on April 25, 2009...her multiple-RBI performances include six against UC Santa Barbara, five against Florida Gulf Coast in game two of a doubleheader and four against Boston College (April 20)...also posted three 3-RBI performances against Jacksonville and N.C. State...her eight home runs are tied for ninth on the school's single-season list.

Freshman Season (2011):

Received a medical redshirt after sitting out the season with a nagging ankle injury.

High School:

All-state player in freshman and senior seasons at Palm Harbor University High...all-conference, all-county and all-state player during her senior year...Gold Glove winner as a freshman...honor roll student in all four years...won the 2009 18U USA national championship with the Tampa Mustangs, which was coached by Walt Rozanski, Bob Diez and Tim Mouse...named 5A all-state second team and Gold Glove winner from the St. Petersburg Times as a freshman...member of the National Honor Society...ESPN Rise First Team All American...MaxPreps/Gatorade First Team All American...6A all-state offensive player of the year...6A all-state first team...Pinellas County Player of the Year and All-Suncoast Player of the Year...finished senior season batting .658 with 52 hits, 12 doubles, 4 triples, 7 home runs (2 grand slams) and 53 RBIs.

Personal:

Born March 26, 1992...majoring in Editing, Writing and Media...daughter of Candi and Mike O'Brien...has one brother...wants to be an analyst for the MLB Network or work for the Tampa Bay Rays...loves to listen to Fiskaa...practices yoga before every game...favorite dessert is frozen yogurt...favorite movie is The Holiday...cannot live without her dog Ryder...favorite home-cooked meal is pork roast with ziti...says consistency, communication, passion and a positive attitude are qualities that make a team leader...idolized Mickey Mantle as a child and wears No. 7 because of him...says the best part of being an ACC student-athlete is all of the tradition.





27 • BAILEY SCHINELLA

Outfielder/Pitcher • Senior • Valrico, Fla. • Newsome

CAREER HIGHS

Hits:	2	9x, last at Notre Dame (4/13/14)	RBI:	4	at Virginia (3/9/14)
Doubles:	1	11x, last vs. North Carolina (5/9/14)	Runs:	3	at Virginia (3/9/14)
Triples:	0	-	Walks:	2	6x, last vs. USF (5/17/14)
Home Runs:	1	4x, last at North Carolina (3/30/14)	Stolen Bases:	1	3x, last vs. Charleston Southern (2/21/14)

FSU SOFTBALL TRIBE MEMBER 2014 ALL-ACC ACADEMIC TEAM

Junior Season (2014):

Became a consistent member of the lineup as either a designated player or in right field as she earned 52 starts and played in 60 games... named ACC Player of the Week on March 24...batted .282 with eight doubles, three home runs, 22 runs scored and 29 RBIs...finished third on the team with 37 walks and a .443 on base percentage...also had four pitching appearances during her junior season...allowed zero runs, two hits and two walks and recorded two strikeouts in 3.2 innings...combined with Waldrop to pitch a no-hitter vs. North Dakota State on February 15...tied a career high with three RBI on a bases-clearing double against North Dakota State (2/15)...finished the Virginia series batting .625 (5-for-8) with two doubles, one home run, three walks, seven RBI and five runs scored...drew two walks, went 2-for-2 with a walk, RBI, and run scored in FSU's 11-1 game one victory over North Florida on March 19 and pitched the final 0.2 innings with two strikeouts in game two...posted at least one walk, hit and RBI in five consecutive games from March 22 to March 30...went 2-for-3 with a home run in game one of a doubleheader at UNC on March 30...recorded two hits and added an RBI in game one of a doubleheader at Notre Dame on April 13...hit an RBI double and scored two runs in the ACC Semifinal against North Carolina on May 9...hit a single in game three against Michigan in the NCAA Tallahassee Super Regional to help send FSU to the Women's College World Series for the first time since 2004...had six multiple RBI games this season.

Sophomore Season (2013):

Improved her hitting tremendously as a sophomore...batted .250 with one home run, 15 RBIs and three doubles...her lone home run of the season came at Virginia Tech in the second game of a doubleheader on April 21, hitting the team's record-breaking 50th home run...earned a spot on the All-ACC Academic Team...drew 21 walks and struck out just 13 times in 108 plate appearances...carried a respectable .389 on-base percentage...had four multiple-hit games and four multiple-RBI games...recorded a six-game hitting streak...reached base in nine straight games...batted in the designated player spot in 36 games...batted sixth once, seventh



in 18 games and eighth in 17 games...made eight appearances in the circle...had a base hit and two RBIs as a pinch hitter against Minnesota...was 5-for-6 with two doubles, two walks, two RBIs and four runs scored in the series at Maryland...posted three straight multiple-hit games from March 30 to April 3...knocked in two RBIs in game two of a doubleheader against Virginia...brought in a season-high three RBIs in game two of a doubleheader at Virginia Tech...drew a season-high two walks at Virginia Tech...had two RBIs in game one of a doubleheader at Georgia Tech...did not allow a hit in five of eight relief appearances.

CAREER STATISTICS AT FLORIDA STATE

Year	avg	gp-gs	ab	r	h	2b	3b	hr	rbi	tb	slg%	bb	hbp	so	gdp	ob%	sf	sh	sb-att	po	a	e	fld%
2012	.000	16-1	6	0	0	0	0	0	0	0	.000	0	0	1	0	.000	0	0	0-0	0	9	0	1.000
2013	.250	41-36	84	14	21	3	0	1	15	27	.321	21	0	13	0	.389	3	0	2-2	0	6	0	1.000
2014	.282	59-52	131	22	37	8	0	3	29	54	.412	37	3	15	2	.443	3	0	1-1	1	2	0	1.000
TOTAL	.262	116-89	221	36	58	11	0	4	44	81	.367	58	3	29	2	.413	6	0	3-3	1	17	0	1.000

Year	era	w-l	app	gs	cg	sho	sv	ip	h	r	er	bb	so	2b	3b	hr	bf	bavg	wp	hbp	bk	sfa	sha
2012	1.67	2-1	13	0	0	0/4	4	21.0	13	7	5	8	13	0	0	1	88	.171	3	1	0	0	3
2013	7.30	0-0	8	0	0	0/1	0	7.2	4	9	8	15	3	2	0	0	43	.167	1	4	0	0	0
2014	0.00	0-0	4	0	0	0/3	0	3.2	2	0	0	2	2	1	0	0	16	.182	0	1	0	0	2
TOTAL	2.81	2-1	25	0	0	0/8	4	32.1	19	16	13	25	18	3	0	1	147	.171	4	6	0	0	5



27 • BAILEY SCHINELLA

Outfielder/Pitcher • Senior • Valrico, Fla. • Newsome

Freshman Season (2012):


Tied the single-season saves record with four in just her first year...16th nationally in saves...recorded four saves for FSU just over a month into the season, picking up her fourth on March 17 against Fairfield...likely would have broken the season record but was forced to miss a long period of time following a concussion sustained in practice on March 31...also notched saves against Tennessee Tech (Feb. 11), North Dakota State (Feb. 18) and St. John's (Feb. 24)...threw 21 innings on the season and recorded a 1.67 ERA...only was able to participate in one regular-season conference game due to her concussion, throwing a scoreless inning against N.C. State on March 11...made 13 appearances in the regular season...held opponents to a .171 batting average...against non-conference opponents, she had a 0.74 ERA in 11 appearances...allowed just one extra base hit in 19 innings pitched against non-conference opponents...had a season-high four strikeouts in three innings pitched against UC Santa Barbara on March 4, earning the victory...her three innings thrown against the Gauchos was also her longest relief appearance...made her FSU debut in the season opener against Stephen F. Austin, earning the nine-inning win after throwing 2.1 scoreless innings in relief...finished 2-1 on the year...tied with teammate Jessica Nori for second in the conference in saves...tied for third in the ACC with 12 games finished...tied for third in the conference with 13 games in relief...named to the All-ACC Academic Softball Team.

High School:

One of the top pitchers in Florida while at Newsome High...all-state and all-county selection in her sophomore and senior years...also an All-Western Conference pick as a sophomore and senior...St. Petersburg Times All-Suncoast Team...won the 18U Gold National Championship in 2011 as part of Team North Florida...18U Gold Boulder Champions in the Independence Day Tournament...selected as an Adidas Futures Top 100 Elite Camp participant in 2008 and played in the Adidas Futures All-Star Game in Boulder, Colo.

Personal:

Born March 22, 1993...majoring in Accounting...daughter of Beth and Jerry Schinella...favorite movie is "The Grinch"...favorite flavor of ice cream is chocolate...would love to own a restaurant on the water...cannot live without chocolate...enjoys watching movies and TV shows on Netflix...wears number 27 because her travel ball number was 7 and high school number was 21 so it's "both squished together"...most memorable win was beating Michigan in the 2014 NCAA Super Regionals to realize her dream of reaching the WCWS.





13 • LACEY WALDROP

Pitcher • Senior • Chester, Va. • Thomas Dale

CAREER HIGHS

Innings Pitched:	11.0	vs. USF (5/17/14)	Walks Allowed:	6	at Florida (3/27/13)
Runs Allowed:	8	2x, last vs. Michigan (5/22/14)	Strikeouts:	18	at Florida (3/27/13)
Earned Runs:	5	vs. LSU (4/3/13)	Hits Allowed:	10	5x, last vs. Oregon (5/29/14)

- FSU SOFTBALL TRIBE MEMBER**
- 2012 ALL-ACC SECOND TEAM**
- 2013 ALL-ACC TOURNAMENT TEAM**
- 2013 ALL-ACC FIRST TEAM**
- 2013 NFCA ALL-REGION SECOND TEAM**
- 2013 NFCA ALL-AMERICAN THIRD TEAM**
- 2014 ALL-ACC ACADEMIC TEAM**
- 2014 ACC ALL-TOURNAMENT TEAM**
- 2014 ALL-ACC FIRST TEAM**
- 2014 ACC PITCHER OF THE YEAR**
- 2014 NFCA ALL-REGION FIRST TEAM**
- 2014 NFCA ALL-AMERICAN FIRST TEAM**
- 2014 USA SOFTBALL NATIONAL PLAYER OF THE YEAR**

Junior Season (2014):

Became the first Seminole since Jessica van der Linden in 2004 to be named the USA Softball National Player of the Year...earned NFCA First Team All-America and ACC Pitcher of the Year honors... seven-time ACC Pitcher of the Week (2/10, 2/24, 3/3, 3/17, 3/24, 3/31 and 4/7) to set a new conference record...NFCA National Player of the Week on March 4...established a new FSU single-season record and led the NCAA with 38 wins...ranked in the top 25 nationally in ERA (1.13 – 3rd), strikeouts (287 – 12th) and shutouts (8 – 25th)...allowed more than one earned run in only 10 of her 48 appearances on the season...finished with 80 walks, 70 runs, 43 earned runs and 190 hits over 266.1 innings...allowed a batting average of .193 which was the lowest in the ACC... had a 0.90 ERA against ACC opponents with 106 strikeouts in 101.2 innings pitched...recorded eight wins, a 2.02 ERA, 70 strikeouts and allowed a .251 batting average against ranked teams during the season...won 16 straight decisions from March 2 to April 5... combined with Bailey Schinella for a five-inning no-hitter versus North Dakota State on February 15...recorded 10 strikeouts in a complete game shutout on February 16 against North Dakota State...posted solo no-hitters at Virginia on March 9 and against Florida A&M on March 26... set a season high with 14 strikeouts against UCF on February 19 and matched it against Florida A&M on March 26... had eight appearances with at least seven strikeouts without allowing a walk, including a 13-strikeout, zero-walk performance at Florida Gulf Coast on March 12...went 2-0 and tossed all 14.0 innings of a doubleheader against NC State on March 15 and allowed five hits, three runs, two earned and recorded 14 strikeouts...allowed one hit while striking out seven in a five-inning shutout at Boston College on March 23...tossed a complete-game shutout in game one and pitched the final 3.1



innings of relief in game two of a doubleheader at North Carolina on March 30, allowing only five hits, one run and striking out 11 to post two ACC wins...retired 19 of the final 22 batters in a complete game win at UNC on March 31, surrendering only one unearned run and recording four strikeouts...tied a career high with 8.0 innings pitched and recorded nine strikeouts in FSU's 3-2 win at No. 6 Florida on April 2...earned her fifth career save by pitching the final 1.2 innings in a 7-5 win over Maryland on April 6...came in and pitched the final three innings as FSU came back to defeat Notre Dame in nine innings on April 13...recorded five strikeouts in a relief appearance to get the win against Georgia Tech on April 27...allowed only three hits and one run with seven strikeouts and zero walks in the ACC Championship game against Notre Dame... pitched a career-high 11.0 innings without giving up a run as Florida State outlasted USF, 2-0, on May 17 in the NCAA Tallahassee Regional...pitched a total of 14.0 innings in consecutive games on May 23 versus Michigan, allowing just two total runs as FSU avoided elimination and advanced to its first WCWS since 2004... recorded five strikeouts and gave up one walk over both appearances in the 2014 Women's College World Series.

CAREER STATISTICS AT FLORIDA STATE

Year	era	w-l	app	gs	cg	sho	sv	ip	h	r	er	bb	so	2b	3b	hr	bf	bavg	wp	hbp	bk	sfa	sha
2012	1.33	19-5	34	26	10	6/3	2	162.2	107	44	31	36	139	12	3	6	660	.179	6	9	0	2	16
2013	1.53	24-10	47	41	17	5/4	2	219.1	159	76	48	55	259	30	2	6	911	.191	13	13	2	3	8
2014	1.13	38-7	48	42	27	8/4	1	266.1	190	70	43	80	287	21	0	6	1092	.193	13	15	0	1	10
TOTAL	1.32	81-22	129	109	54	19/11	5	648.1	456	190	122	171	685	63	5	18	2663	.189	32	37	2	6	34



13 • LACEY WALDROP

Pitcher • Senior • Chester, Va. • Thomas Dale

Sophomore Season (2013):

Became the first All-American at Florida State since 2009 when she earned NFCA Third Team honors at the end of the season... she is the 26th All-American in Florida State softball history... joined Morgan Bullock on the NFCA All-Southeast Region Second Team...All-ACC First Team selection...earned ACC Pitcher of the Week three times...finished 24-10 with a 1.53 ERA...generated 259 strikeouts in 219.1 innings pitched...threw 17 complete games, five shutouts and allowed just six home runs...opponents hit just .191 against her...finished 16th nationally in ERA...31st in strikeouts per seven innings...31st in victories...43rd in hits allowed per seven innings...26th in strikeouts...was first in the ACC in ERA and opposing batting average...also top five in innings pitched, strikeouts, wins, saves, appearances, games started and hits allowed...surrendered just one run in 18 innings pitched at the ACC Tournament in Tallahassee...had a memorable 18-strikeout performance at Florida in 6.2 innings pitched...registered 8+ strikeouts in 15 of 47 appearances...allowed multiple walks in only 12 appearances...struck out 12 and only allowed one hit in 5.2 innings in game two of a doubleheader at NC State...got FSU off to a great start in the NCAA Mobile Regional tossing a complete-game win with 11 strikeouts against Mississippi State and followed it up with a complete-game 10 strikeout performance in getting the win against South Alabama...had seven double-digit strikeout performances this season...picked up saves against Appalachian State and Auburn...allowed just one home run to an ACC opponent...in 16 of her 41 games started, she did not allow an earned run...the Seminoles were 28-13 when Waldrop started in the circle...recorded a five-inning no-hitter against Troy on March 3 in an 8-0 mercy-rule victory...came within one out of a no-hitter against NC State on March 10...earned the team's Circle Award...named to the All-ACC Tournament Team...her 18 strikeouts at Florida was the team's top ESPY moment of the season.

Freshman Season (2012):

Had a remarkable first year with the Seminoles, finishing 19-5 with a team-best 1.33 ERA...also led one of the nation's top pitching staffs with six shutouts...held the opposition to a .179 batting average and allowed just 21 extra base hits in 162.2 innings pitched on the season...named to the All-ACC Second Team, becoming just the third freshman pitcher in school history to garner an All-ACC accolade, joining former players Niki Zenger (1995) and Jessica van der Linden (2001)...led the conference in earned run average...second in opposing batting average...second with 31 earned runs allowed...fourth with two saves...sixth in wins...sixth with 107 hits allowed...eighth in innings pitched...eighth with 139 strikeouts...named the co-rookie of the year at the team banquet...twice earned ACC Pitcher of the Week honors...earned her second conference pitcher of the week award after going 2-0 with 20 strikeouts in 18.2 innings against Troy and Boston College...won her first ACC Pitcher of the Week honor after going 4-0 in four appearances against Jacksonville, Florida A&M and Virginia, allowing just two earned runs in 21 innings pitched...pitched FSU's lone no-hitter of the season in a five-inning victory over Ole Miss on Feb. 12...held a streak of 28 consecutive innings pitched without allowing an earned run...named to Bank of Hawaii Invitational All-Tournament Team...also had streaks of 25 consecutive scoreless innings pitched and 13 straight hitless innings pitched...tossed 10 complete games on the year...recorded shutouts against Tennessee Tech (Feb. 11), Ole Miss (Feb. 12), Mercer (Feb. 19), Southern Illinois (Feb. 25), Virginia (March 24) and against Boston College (April 21-22)...had saves against Virginia Tech (April 7) and Florida A&M (April 10)...allowed two runs or less in all 10 of her complete games...gave up just 12 doubles and six home runs on the season...made one NCAA postseason start, throwing 2.1 shutout innings against San Diego State on May 19.

High School:

Fantastic pitcher at Thomas Dale High...first-team all-state selection as a senior...metro and district pitcher of the year in her last season...first-team all-district, all-metro and all-region as a junior...district pitcher of the year and second-team all-state selection in junior season...district, region and metro pitcher of the year in sophomore campaign...second-team all-state pick as well as first-team all-district, all-metro and all-region selection in second year...as a freshman, was named first-team all-district, all-region and all-metro...second-team all-state and all-district...picked up metro pitcher of the year honors as a freshman...Gatorade Player of the Year nominee following superb senior season...Richmond Times-Dispatch Player of the Week...was a member of a community service club called the Keyettes as well as the Ecology Club.

Personal:

Born March 6, 1993...majoring in Editing, Writing and Media...daughter of Beth and Chuck Waldrop...aspires to be an ESPN sports analyst...looking forward to playing at Louisville as they are a new ACC member...has had several dogs growing up...would love to add teams from the PAC-12 to the schedule...favorite movie is Thor...wants to always live near water, whether that is a river, lake or ocean...wears No. 13 because it is fun to prove people wrong when they say it is an unlucky number.





25 • MACEY CHEATHAM

Catcher • Junior • Wellington, Fla. • Wellington

CAREER HIGHS				
Hits:	2	vs. Boston College (4/7/13)	RBI:	0
Doubles:	0		Runs:	2
Triples:	0		Walks:	2
Home Runs:	0		Stolen Bases:	0

at Pitt (4/16/14)
2x, last at Pitt (4/16/14)

FSU SOFTBALL TRIBE MEMBER
FSU STUDENT-ATHLETE ADVISORY COUNCIL MEMBER

Sophomore Season (2014):

Played in 37 games with 10 starts at catcher...batted .136 with six runs scored, three hits and seven walks...committed just one error in 110 defensive chances for a fielding percentage of .991, second of the team for players with that many chances...drew two walks and scored a run at New Mexico State on February 7...posted a base hit, a walk and a run scored against Saint Mary's on Feb. 9...went 1-for-3 with a run scored in Florida State's 5-1 victory at No. 11 Alabama on March 2...had a base hit in her only at bat at Virginia on March 9...drew two walks and scored two runs – both career-highs – at Pitt on April 16.

Freshman Season (2013):

Provided some defensive stability behind the plate...grew more comfortable at the catching position...showed much improvement in catching All-American pitcher Lacey Waldrop and her offspeed stuff...won the team's Coaches Award for representing Florida State so well on and off the field...also honored for her high character and personable nature...started 16 games at catcher...batted .140


with two RBIs and six total bases...had a base hit in her first appearance as a Seminole against Bethune-Cookman...posted her first multiple-hit game against Boston College in going 2-for-3 and knocked in her first RBI of the season...went 1-for-3 with an RBI in the second game of a doubleheader with Virginia...batted primarily in the eighth spot of the order (11 games).

High School:

Talented player from Wellington High...two-year captain as a junior and senior...second team all-area player as a junior...first team all-area in her senior year...named MVP as a senior...defensive player of the year as a junior...three-time Honor Roll recipient...graduated in the top five percent of her class...member of DECA...club team was the Lady Gators Gold.

Personal:

Born on July 30, 1994...majoring in Business Management and Marketing...daughter of Missy and Tommy Cheatham...her father played tennis at the University of North Texas...has one brother... favorite movie is Silver Linings Playbook...favorite artist is Ed Sheeran...states the best part about being an ACC student-athlete is meeting so many great people...looks forward to playing games in North Carolina because Taylor Foster's family will be able to come watch her play...would love to backpack around Europe with friends...has learned that hard work pays off in the end from playing sports...played the trumpet in middle school...hopes to work with college baseball, softball or major league baseball in the future...watches "Pretty Little Liars"...favorite accessory in her wardrobe are her rings.



CAREER STATISTICS AT FLORIDA STATE

Year	avg	gp-gs	ab	r	h	2b	3b	hr	rbi	tb	slg%	bb	hbp	so	gdp	ob%	sf	sh	sb-att	po	a	e	fld%
2013	.140	33-16	43	5	6	0	0	0	2	6	.140	7	2	16	0	.288	0	1	0-0	137	6	0	1.000
2014	.136	37-10	22	6	3	0	0	0	0	3	.136	7	0	8	1	.345	0	0	0-0	105	4	1	.991
TOTAL	.138	70-26	65	11	9	0	0	0	2	9	.138	14	2	24	1	.309	0	1	0-0	242	10	1	.996





18 • VICTORIA EAST


First Base • Junior • Pensacola, Fla. • Escambia

CAREER HIGHS					
Hits:	3	5x, last at Notre Dame (4/13/14)	RBI:	3	5x, last vs. Boston College (3/22/14)
Doubles:	2	2x, last at Notre Dame (4/13/14)	Runs:	3	3x, last vs. LIU Brooklyn (2/22/13)
Triples:	1	4x, last vs. Georgia Tech (4/26/14)	Walks:	2	3x, last at Alabama (3/2/14)
Home Runs:	1	9x, last vs. Michigan (5/23/14)	Stolen Bases:	1	21x, last vs. Fordham (5/16/14)

- 2013 ALL-ACC FIRST TEAM
- 2014 ALL-ACC THIRD TEAM
- 2014 NSCA ALL-AMERICAN

Sophomore Season (2014):

Became the everyday starter at first base, with 52 starts at the position in her sophomore season...also added 10 starts at designated player while appearing in all 64 games...earned All-ACC Third Team honors, the second-straight season that she had been named to one of the three conference teams...batted .264 with 12 doubles, two triples, four home runs, 31 RBI and 31 runs scored...also added 21 walks and eight stolen bases...ranked fifth on the team with 10 multi-hit games...recorded a season-high three hits, including a triple, with an RBI and a run scored against UTEP on Feb. 8...went 2-for-3 with a double and two RBI versus North Dakota State (2/14)...drew a season-high two walks at Alabama on March 2 as the Noles defeated the No. 11 Crimson Tide, 5-1...was a perfect 2-for-2 with a double, two RBI and a run scored as Lacey Waldrop threw a no-hitter at Virginia (3/9)...hit a three-run home run in FSU's 5-1 victory over Boston College on March 22...hit a solo home run on the first pitch of her at bat in the fourth inning against UNC on March 30... went 2-for-3 with a double and two RBI in game one of a doubleheader versus Maryland on April 5... hit two clutch doubles – one in the seventh and one in the ninth – as FSU came back from a four-run deficit in the seventh to beat Notre Dame 9-7 in nine innings on April 13...had two base hits, a stolen base and a run scored against Syracuse on April 19...made a great stretch to complete a double play on a throw from centerfield by Courtney Senas against Georgia Tech on April 27...hit a double and scored two runs in the opening game of the NCAA Tallahassee Regional against Fordham on May 16... blasted a home run to extend FSU's lead to 6-0 and helped the Seminoles force game three in the NCAA Super Regional against Michigan on May 23...drew a walk against Baylor on May 31 in the Women's College World Series...named an All-American by the National Strength and Conditioning Association for her diligence and accomplishments in the weight room.



Freshman Season (2013):

Had a fantastic first season as a Seminole...became the first freshman at Florida State to make the All-ACC First Team...developed into a dangerous leadoff batter...batted .320 with five home runs, 33 RBIs, 50 runs scored and 13 stolen bases...recorded a team-leading 16 doubles, tied for fourth in program history...recorded the game-winning solo home run in the top of the eighth to lift Florida State past South Alabama, 7-6, in the Mobile Regional championship game...provided the game-winning two-run home run in the top of the seventh with two outs to defeat Virginia Tech on April 20 in an ESPN contest...one of three Seminoles to record triple-digit total bases (101)...earned FSU's Rookie of the Year award...nearly half of her RBIs (15) came with two outs...enjoyed a 12-game hit streak from March 24 to April 14...had 19 multiple-hit games, the second-most on the team...had seven straight multiple-hit efforts from March 30-April 7 against Maryland, LSU and Boston College...added nine multiple-RBI games...started all 63 games, including 57 at first base, four at third base and two at designated player...registered her first base hit as a Seminole in going 3-for-4 with three RBIs and three runs scored against Bethune-Cookman...batted 2-for-3 with her first career home run, two RBIs and two runs scored at UCF... tied a career high with three runs scored against LIU Brooklyn...went 6-for-11 (.546) with three doubles, a home run, two RBIs, four walks and five runs scored in the season series at Maryland...was a perfect 2-for-2 with two runs scored and three RBIs in the first game of a doubleheader against Boston College...recorded a two-run double off All-American pitcher Blaire Luna in game one of the NCAA Super Regionals in Austin, Texas...had a big-hitting effort in a 6-3 win over Auburn, going 3-for-4 with a home run and three RBIs...finished second in the ACC with 66 base hits, fourth in runs scored, second in doubles and first in at-bats.

High School:

Great offensive performer at Escambia High School...four year letterwinner for varsity softball...Pensacola News Journal Hitter of the Year in 2009, 2011 and 2012...batted .598 with 13 doubles, 40 RBIs and led the state of Florida with 15 home runs as a senior...NFCA All-Star Team member as a senior... also a 6A All-State first team player as a senior...four-time Pensacola News Journal First Team player...made the Pensacola Area All-Star Team and won the home run derby event...four-time honor roll recipient...graduated high school cum laude...played club for the Wichita Mustangs and the Mobile Thrillers.

Personal:

Born on July 26, 1994...majoring in Computer Criminology...daughter of Cheryl and David East...has two brothers & two sisters...comes from a very athletic family...father played baseball at Murray State and sister (Ashley East) played softball at Rollins College...grew up with four dogs, two rabbits and two turtles...loves to watch Law and Order SVU...cannot live without peanut butter...thinks that maturity, being vocal and having knowledge of the game are key qualities that make a team leader...loves the New York Yankees...proudest moment of her life is when she found out she was going to play softball for Florida State...would most like to meet Derek Jeter.

CAREER STATISTICS AT FLORIDA STATE

Year	avg	gp-gs	ab	r	h	2b	3b	hr	rbi	tb	slg%	bb	hbp	so	gdp	obp	sf	sh	sb-att	po	a	e	fld%
2013	.320	63-63	206	50	66	16	2	5	33	101	.490	16	5	33	1	.378	3	0	13-16	418	14	10	.977
2014	.264	64-62	178	31	47	12	2	4	31	75	.421	21	0	14	0	.335	4	0	8-10	344	0	7	.980
TOTAL	.294	127-125	384	81	113	28	4	9	64	176	.458	37	5	47	1	.358	7	0	21-26	762	14	17	.979





5 • ALEX KOSSOFF

Outfielder • Junior • Redondo Beach, Calif. • South Torrance

CAREER HIGHS					
Hits:	3	vs. USF (5/17/14)	RBI:	2	vs. USF (5/17/14)
Doubles:	1	2x, last vs. UCSB (2/22/14)	Runs:	2	vs. Syracuse (4/19/14)
Triples:	1	vs. Virginia (4/14/13)	Walks:	2	vs. FIU (3/12/13)
Home Runs:	0	-	Stolen Bases:	1	9x, last vs. Georgia Tech (5/8/14)

FSU SOFTBALL TRIBE MEMBER

Sophomore Season (2014):

Florida State's primary right fielder who started 52 games while making 61 appearances...recorded eight multiple-hit games with seven two-hit performances...finished the season with a .333 average (37-for-111) with two doubles, five RBI, 12 walks, six stolen bases and 29 runs scored...was perfect defensively on 18 chances...had two hits and a sacrifice bunt versus UTEP on Feb. 8...set a went 2-for-3 with a walk and a run scored in FSU's victory over No. 9 Nebraska (2/9)...batted 2-for-2 with a double, a walk and a run scored in the 8-2 win over Charleston Southern on February 21...was 2-for-2 with a run scored and stolen base at Florida Gulf Coast on March 12...tied a career high with two hits and an RBI at No. 23 Notre Dame on April 13...tied a career high with two runs scored and added two hits in game one of a doubleheader against Syracuse on April 19...had a base hit, stolen base and a run scored on May 8 in the ACC quarterfinal against Georgia Tech...set a new career high in hits (3) and RBI (2) in FSU's 2-0 win over USF in 11 innings on May 17 during the NCAA Tallahassee Regional...scored a run in helping Florida State force a game three against Michigan in the NCAA Tallahassee Super Regional on May 23...was 2-for-3 with a run scored against Baylor on May 31 in the Women's College World Series.

Freshman Season (2013):


Became a reliable player at the bottom of the order...Florida State's primary right fielder who started 30 games...batted all across the order, including ninth (17 games), eighth (6), sixth (3), seventh (2), first (1) and second (1)...recorded three multiple-hit games, with all three being two-hit performances...recorded first stolen base of her Florida State career against Hofstra on Feb. 16...played a big role in Florida State's 'Miracle in Mobile' rally in the South Alabama Regional, recording an infield single that allowed Courtney Adams to eventually score and cut the deficit to 6-2 with two outs...Knocked in her first RBI as a Seminole against Troy...came in to pinch-hit against Presbyterian and went 1-for-1 with a run scored...drew two walks and scored a run in the second game of a doubleheader against FIU...was a perfect 2-for-2 from the plate against Boston College...entered the game as a pinch-hitter against Virginia and finished 2-for-2 with a triple, an RBI and a run scored...had two hits and an RBI against Boston College in the ACC Tournament...went 1-for-1 against Mississippi State in the NCAA Mobile Regional...jumped her batting average by 65 points over her final 17 games played, going 12-for-37 (.324)...drew nine walks, including two against FIU in game two of a doubleheader on March 12...recorded RBIs in back-to-back games against Tennessee State and Georgia Southern.

High School:

Outstanding athlete for South Torrance High...played four years of softball and three years of soccer...ranked No. 92 in the ESPN Top 100 signees of 2012...earned feats such as first team all-league in 2009...first team all-league and best offensive player in 2010...first team all-league, second team all-area, All-California Interscholastic Federation (CIF), MVP, Athlete of the Season (spring) and Female Athlete of the Year in 2011...first team all-league, first team all-area, best offensive, All-CIF and first team all-state her senior year of high school...finished junior season batting .506 with 33 stolen bases and 37 runs scored in 28 games played...did not commit an error and struck out just five times in 109 plate appearances as a junior...also earned soccer accolades such as All-CIF Southern California, Rookie of the year in 2009 and best defensive player in 2010 and 2011...club team was the Mizuno Pride...was a member of Best Buddies, which aims at creating enriching opportunities for those with intellectual and developmental disabilities...also a member of the student council and the spirit club (Green House Effect)...earned academic honors in English and Social Science (Spartan Laurel in 2011 and 2012)...honor roll student all four years of high school.

Personal:

Born on April 26, 1994...majoring in Information Technology...daughter of Alan Kossoff and Korey House...has two sisters...favorite movie is She's The Man...favorite song is Free Fallin' by Tom Petty...favorite class is web development...cannot live without her dog Cooper...loves country music...can play the piano...favorite sports idol as a child was Mia Hamm...would love to meet Derek Jeter and admires his hard work ethic...wears the number five because it is her dad's favorite number...aspires to work in the IT department of a pro sports team...loves the themed travel that the team does on road trips...possesses fast fingers on the computer keyboard.



CAREER STATISTICS AT FLORIDA STATE

Year	avg	gp-gs	ab	r	h	2b	3b	hr	rbi	tb	slg%	bb	hbp	so	gdp	obp	sf	sh	sb-att	po	a	e	fld%
2013	.247	50-30	81	14	20	0	1	0	6	22	.272	9	0	22	0	.322	0	0	3-5	8	0	2	.800
2014	.333	61-52	111	29	37	2	0	0	5	39	.351	12	1	9	0	.403	0	3	6-8	18	0	0	1.000
TOTAL	.297	111-82	192	43	57	2	1	0	11	61	.318	21	1	31	0	.369	0	3	9-13	26	0	2	.929





17 • AMY SZYMANOWSKI

Catcher • Junior • Land O'Lakes, Fla. • College of Central Florida

CAREER HIGHS			
Hits:	-	RBI:	-
Doubles:	-	Runs:	-
Triples:	-	Walks:	-
Home Runs:	-	Stolen Bases:	-

At College of Central Florida (2013-14) Sophomore Season (2014):

Batted .381 with 22 HR, 59 RBI and 65 runs scored in 61 games as the Patriots advanced to the NJCAA Championship Game before falling to Angelica College, 8-5...added six doubles, three triples and 38 walks while finishing the season with an on base percentage of .510 and slugging .869...as a catcher, she has a fielding percentage of .990 with only three errors in 311 chances behind the plate and allowed just 10 stolen bases and retired three would-be base stealers...had at least one base hit in 46 of her 61 games in 2014, including six streaks of at least five games with a hit with a 10-game hitting streak from April 1 to April 19...drove in five RBI with two home runs versus St. Johns River State College on March 22...went 3-for-3 with two home runs, six RBI and three runs scored against Lake-Sumter State College on March 30...had at least one hit and one RBI in each of her last six games of the season as the Patriots ended the season as the NJCAA National Runner-up.

Freshman Season (2013):

Named Second Team NFCA All-American...First Team All-FCSAA...CF's single-season and career home run leader...hit 16 home runs and knocked in 47 runs... Finished with a .343 average and .674 slugging percentage...added 40 runs scored and 61 hits...tied for the team lead last season with 11 doubles...finished with 17 multi-hit games and 11-multiple RBI outings...hit the game-winning home run against Miami Dade in the state tournament that propelled CF into the Atlantic District Championship Game...First Team All-Tournament selection at the FCSAA/Atlantic District event...First Team All-Mid-Florida Conference pick...standout at both shortstop and catcher.



High School:

Graduated from Sunlake High School in Land O'Lakes, Fla...hit .468 with four home runs and 13 RBI in 14 games as a senior...also played volleyball, basketball and was a member of the cheerleading squad in high school.

Personal:

Born on August 3, 1993...majoring in Criminology...daughter of Bob and Donna Szymanowski...has three brothers...future plans include law school...favorite movie is Frozen...enjoys reading Sports Illustrated...can play the flute...wears No. 17 in honor of her former coach at Central Florida, Kevin Fagan...hobbies include singing.





16 • JESSICA BURROUGHS

Pitcher • Redshirt Sophomore • Warner Robins, Ga. • Houston County

CAREER HIGHS

Innings Pitched:	7.0	5x, last vs. Georgia Tech (5/26/14)	Walks Allowed:	4	2x, last vs. Maryland (4/6/13)
Runs Allowed:	7	at Notre Dame (4/13/14)	Strikeouts:	10	3x, last vs. Syracuse (4/19/14)
Earned Runs:	7	at Notre Dame (4/13/14)	Hits Allowed:	11	at Notre Dame (4/13/14)

FSU SOFTBALL TRIBE MEMBER 2014 ALL-ACC SECOND TEAM

Redshirt Freshman Season (2014):

Made a huge impact on the FSU pitching staff in her first full season in the circle...earned All-ACC Second Team honors...posted a 17-1 record and a 2.08 ERA with 125 strikeouts in 28 appearances with 21 starts...allowed opponents to hit .198 against her over 114.2 innings...had 14 appearances where she allowed two or fewer hits...tossed five complete games with three shutouts... was a top 25 finalist for NFCA National Freshman of the Year... named FSU Rookie of the Year by her teammates and coaches... allowed just one hit and zero runs with four strikeouts over 4.0 innings to get the win in her first career appearance at New Mexico State on Feb. 7...recorded nine strikeouts and allowed zero walks in a complete-game win over Southern Miss on Feb. 14...allowed just one hit over 5.0 innings in a shutout victory at Virginia (3/8)... retired 19 in a row while striking out a career-high 10 batters in a complete game victory over NC State on March 16...matched her career mark in strikeouts with 10 against Boston College (March 22) and Syracuse (April 19)...made the first relief appearance of her career against Florida on April 9, recording the final out of the game on a strikeout...allowed just two hits and posted eight strikeouts in a complete-game shutout of Georgia Tech (4/26)... earned her first career save by pitching a scoreless seventh inning against Georgia Tech on April 27...tossed 5.0 innings of relief and struck out four to earn the win against Georgia Tech in the ACC Quarterfinals on May 8...recorded four strikeouts and allowed just two hits in 3.0 innings of relief against Baylor at the Women's College World Series.

Freshman Season (2013):

Redshirted her first year at Florida State...has the potential to make a great impact on the pitching staff in 2014...earned the Seminole Warrior Award for her maximum effort put forth in the weight room...should form an effective tandem with All-American pitcher Lacey Waldrop in the 2014 season...despite not gaining time on the field, she threw excellent bullpen sessions and has a strong repertoire of pitches.

High School:

Had plenty of success at Houston County High...varsity letterwinner all four years and played club ball for nine years with the Atlanta Vipers...accolades include first team all-county and all-region as well as second team all-state as a freshman...named first team all-state, all-county, and all-region as a sophomore...region pitcher of the year runner-up following sophomore campaign...first team all-county and all-region as a junior...also a second team all-state



player as a junior...first team all-state, all-region and all-county following senior season...earned county player of the year honors... tossed several no-hitters in high school.

Personal:

Born on Nov. 22, 1993...majoring in Social Science...daughter of Alesia Taylor and Joe Burroughs...has one sister...favorite movie is "Pearl Harbor"...favorite song is Rhiannon by Fleetwood Mac... favorite subject in school is math...favorite home-cooked meal is twice baked potatoes and shrimp scampi...cannot live without music and her cat, Stevie...her sport idol as a child was Jennie Finch... most unique job in high school was painting the softball dugout... aspires to own her own restaurant...television show she watches the most is "Pretty Little Liars"...favorite accessory in her wardrobe is her grey V-neck T-shirt...loves shopping.

CAREER STATISTICS AT FLORIDA STATE

Year	era	w-l	app	gs	cg	sho	sv	ip	h	r	er	bb	so	2b	3b	hr	bf	bavg	wp	hbp	bk	sfa	sha
2014	2.08	17-1	28	21	6	3/5	1	114.2	83	40	34	45	125	15	1	8	478	.198	8	9	0	2	2
TOTAL	2.08	17-1	28	21	6	3/5	1	114.2	83	40	34	45	125	15	1	8	478	.198	8	9	0	2	2





14 • ELLIE COOPER

Infielder • Sophomore • Fenton, Mo. • Rockwood Summit

CAREER HIGHS					
Hits:	3	vs. North Dakota State (2/15/14)	RBI:	2	2x, last vs. Florida A&M (3/26/14)
Doubles:	1	3x, last vs. Baylor (5/31/14)	Runs:	2	3x, last vs. UCSB (2/22/14)
Triples:	0	-	Walks:	2	2x, last at Auburn (2/26/14)
Home Runs:	0	-	Stolen Bases:	1	vs. Southern Miss (2/15/14)

FSU SOFTBALL TRIBE MEMBER
NEW ZEALAND NATIONAL TEAM MEMBER

Freshman Season (2014):


Provided the Seminoles with defense as both an infielder and outfielder...appeared in 53 games and started 12 games at first base and 11 games in left field...showed her versatility with appearances at many other positions and would often pinch-run as well...finished her first season with a .246 batting average (17-for-69) with three doubles, nine RBI, 14 walks and 21 runs scored... hit a double and added two walks with an RBI and a run scored at New Mexico State (2/7)...went 3-for-3 with two RBI and a run scored in FSU's 9-0 victory vs. North Dakota State on February 15...scored a career-high two runs three times during the season – vs. Southern Miss (2/15), vs. Charleston Southern (2/21) and vs. UC Santa Barbara (2/22)...went a perfect 1-for-1 with a career-high two walks, an RBI and a run scored in FSU's 5-4 victory over No. 25 Auburn on February 26...hit a walk-off two-RBI single against FAMU on March 26...hit a pinch-hit RBI single in the ACC Semifinal against North Carolina on May 9...crushed a double to center to lead off the sixth inning against Baylor at the Women's College World Series on May 31.

High School:

A three-year letterwinner at Rockwood Summit...enjoyed a fine senior season, being named Suburban South Conference Player of the Year...also a first-team all-state selection, a first-team all-conference and region pick, the team MVP and the offensive player of the year as a senior...earned second-team all-state honors as a junior while being named team MVP, offensive player of the year and first-team all-conference and region...Suburban South Conference Player of the Year following her sophomore season... first-team all-conference and region and a second-team all-state performer...honor roll student all four years...earned the board of education award in her sophomore and senior years.

Personal:

Born on Dec. 30, 1994...majoring in Sport Management...daughter of Russell and Stacey Cooper...originally from Wellington, New Zealand...has ambitions of being a college softball coach...has one brother and one sister...her father played professional fast pitch softball...has competed internationally for New Zealand since 2011...favorite movie is The Heat...favorite ice cream is cookie dough...cannot live without music...favorite artist is Eminem... she mostly watches ESPN and 'Pretty Little Liars'...loves wearing earrings...describes her style as athletic...envis celebrity actress Sandra Bullock because 'she is hilarious'...enjoys a good chicken and dumplings home-cooked meal...wears No. 14 because it was the number her father wore...sports idol as a child was Natasha Watley... hopes to someday meet Derek Jeter...most memorable win was defeating Michigan in game three of the 2014 NCAA Super Regional.



CAREER STATISTICS AT FLORIDA STATE

Year	avg	gp-gs	ab	r	h	2b	3b	hr	rbi	tb	slg%	bb	hbp	so	gdp	ob%	sf	sh	sb-att	po	a	e	fld%
2014	.246	53-23	69	21	17	3	0	0	9	20	.290	14	3	13	1	.391	1	0	1-4	141	6	3	.980
TOTAL	.246	53-23	69	21	17	3	0	0	9	20	.290	14	3	13	1	.391	1	0	1-4	141	6	3	.980





28 • BELLA D'ERRICO

Outfielder • Sophomore • Ponte Vedra Beach, Fla. • Ponte Vedra

CAREER HIGHS			
Hits:	-	RBI:	-
Doubles:	-	Runs:	1 11x, last vs. Michigan (5/23/14)
Triples:	-	Walks:	-
Home Runs:	-	Stolen Bases:	1 2x, last vs. Syracuse (4/20/14)


FSU STUDENT-ATHLETE ADVISORY COUNCIL MEMBER

Freshman Season (2014):

Played in 45 games as a pinch runner and scored 11 runs during her freshman season...scored a run as a pinch runner in FSU's 5-0 victory vs. North Dakota State on February 16...stole her first collegiate base versus Houston in the Easton Crimson Classic in Tuscaloosa, Ala., on February 28...scored as a pinch runner in FSU's 5-1 win at No. 11 Alabama on March 2...ran for Kelly Hensley and scored in FSU's 14-6 win over Maryland (4/5)...recorded a stolen base against Syracuse on April 20...came on to pinch run for Celeste Gomez and scored against North Carolina in the ACC Tournament semifinal on May 9...pinch-ran and scored on a home run by Celeste Gomez versus Michigan in game two of the NCAA Tallahassee Super Regional on May 23.

High School:

A four-year starter at Ponte Vedra High School...named to the 5A Miracle Sports Softball First-Team All-State player as a senior...garnered first team all-first coast, first team all-St. Johns County and team co-offensive player of the year honors in her senior year...named to the all-first coast team and all-county team her sophomore and freshman years...garnered her high school's team co-offensive player of the year and Big Bat Award (junior, sophomore and freshman years) and the team hustle and roadrunner awards...had a career batting average of .450...batted .486 in her senior season...played club ball for the nationally-ranked Florida Storm Gold...a member of the National Honor Society, mission trip club, ambassador marketing club academy, JT Townsend Foundation and Mackenzie Wilson Foundation...was also a vacation bible school counselor and softball camp volunteer...played basketball, volleyball and soccer in addition to softball during high school.



Personal:

Born on May 5, 1995...majoring in Media and Communication...daughter of Michael and Mary D'Errico...has one sister, three brothers and four dogs...enjoys playing at Boston College because her dad is originally from Boston and her family is able to come watch the team...favorite movie is 'Hunger Games'...favorite magazine is People...loves listening to Florida Georgia Line...enjoys her math class...believes she cannot live without coffee...enjoys watching Criminal Minds...favorite home-cooked meal is BBQ chicken...fruit, yogurt and granola are her choices for a healthy snack...squats, lunges and pushups are the top exercises she believes that kids can do at home...recommends kids eat bananas before a big game and that they do something active every day...believes that it is important to stay in school not only to have a successful life, but also to become the best version of you and reach your full potential...has learned the importance of hard work, physically and mentally, through playing sports...says that her proudest moment was becoming a Nole.



CAREER STATISTICS AT FLORIDA STATE

Year	avg	gp-gs	ab	r	h	2b	3b	hr	rbi	tb	slg%	bb	hbp	so	gdp	ob%	sf	sh	sb-att	po	a	e	fld%
2014	.000	45-0	0	11	0	0	0	0	0	0	.000	0	0	0	0	.000	0	0	2-2	0	0	0	.000
TOTAL	.000	45-0	0	11	0	0	0	0	0	0	.000	0	0	0	0	.000	0	0	2-2	0	0	0	.000






24 • VICTORIA DADDIS

Infielder • Sophomore • St. Johns, Fla. • Creekside

CAREER HIGHS					
Hits:	1	8x, last vs. Georgia Tech (5/8/14)	RBI:	1	2x, last vs. Georgia Tech (5/8/14)
Doubles:	1	2x, last vs. Georgia Tech (5/8/14)	Runs:	1	3x, last vs. Georgia Tech (5/8/14)
Triples:	0	-	Walks:	1	6x, last vs. Georgia Tech (5/8/14)
Home Runs:	0	-	Stolen Bases:	0	-



USSSA/ESPNHS 18U Gold 'A' World Series title in 2012...2012 ASA 18U Gold Southern national champions.

Personal:


Born on Aug. 2, 1995...majoring in Sport Management...daughter of Troy and Tammy Daddis...has one brother...an ACC venue she is looking forward to playing in is Louisville...favorite movie is 'A League of Their Own'...favorite flavor of ice cream is vanilla...something she cannot live without is her family...loves to play hacky sack with her teammates...most played song on her iPod is 'Fancy' by Iggy Azalea...TV shows she watches the most are 'Criminal Minds' and 'SportsCenter'...favorite accessory in her wardrobe is her Pandora bracelet...her dress style is athletic...believes confidence, a strong work ethic and selflessness are qualities that make a team leader...favorite home-cooked meal is fettuccine alfredo...favorite healthy snack includes fruit...wears No. 24 because of Robinson Cano during his time with the Yankees...sports idol as a child is Derek Jeter...people she would most like to meet include Mariano Rivera and Robinson Cano...proudest moment was signing to FSU.

Freshman Season (2014):

An asset for the Seminoles coming off the bench and also made six starts late in the season...hit .229 with eight hits, two doubles and two RBI...scored three runs and drew six walks in 29 game appearances...recorded her first collegiate hit against Southern Miss on February 16...had a pinch-hit RBI double against Virginia Tech on March 11...was walked in her only plate appearance against Florida Gulf Coast on March 12...had a nice "homecoming" as the St. Johns, Fla., native recorded a base hit and scored a run at North Florida on March 19...recorded a pinch-hit single in her only plate appearance as FSU defeated Florida in Gainesville for the first time since 2003 by a score of 3-2 in eight innings...was a perfect 1-for-1 in a victory vs. Maryland on April 5...made her first career start on April 26 against Georgia Tech...hit an RBI double and added a walk and a run scored in the ACC Quarterfinal versus Georgia Tech on May 8.

High School:

Earned Florida Class 5A Player of the Year following senior season at Creekside High...also a Class 5A First Team player in 2012 and 2013...led her county in batting average as a sophomore, hitting .456...named Miracle Sports All-Florida High School 5A Defensive Player of the Year following her junior season...All-First Coast softball team selection as a junior...led her high school to a district and conference championship as a junior...multiple selections to the all-county team...guided her Florida Select travel club team to the



CAREER STATISTICS AT FLORIDA STATE

Year	avg	gp-gs	ab	r	h	2b	3b	hr	rbi	tb	slg%	bb	hbp	so	gdp	ob%	sf	sh	sb-att	po	a	e	fld%
2014	.229	29-6	35	3	8	2	0	0	2	10	.286	6	0	6	2	.341	0	0	0-0	5	17	0	1.000
TOTAL	.229	29-6	35	3	8	2	0	0	2	10	.286	6	0	6	2	.341	0	0	0-0	5	17	0	1.000






44 • LAUREN HARRIS


Outfielder • Sophomore • St. Cloud, Fla. • Harmony

CAREER HIGHS					
Hits:	2	vs. UCSB (2/22/14)	RBI:	2	vs. UCSB (2/22/14)
Doubles:	0	-	Runs:	1	10x, last vs. Notre Dame (5/10/14)
Triples:	0	-	Walks:	0	-
Home Runs:	1	vs. UCSB (2/22/14)	Stolen Bases:	1	vs. UCF (2/19/14)



Personal:

Born April 26, 1995...majoring in Criminology...daughter of Billy and Laura Harris...has one sister...favorite movie is The Back-Up Plan...favorite song is 'Fighter' by Christina Aguilera...one thing she cannot live without is music...would like to add UCLA to the schedule...enjoys watching 'Criminal Minds'...favorite accessory in her wardrobe are her earrings...had numerous pets growing up, including several dogs, cats, ferrets, rabbits, chickens and even a cow...a home-cooked meal she loves is steak with mashed potatoes and squash...healthy snack she recommends to kids are oranges...wears No. 44 because she aspires to be like former Team USA member Laura Berg...most memorable win was a walk-off victory against Michigan in the 2014 NCAA Super Regional to advance to the WCWS.



Freshman Season (2014):

Appeared in 56 games as an outfielder and pinch runner and batted .300 with 10 runs scored, a home run, and two RBIs...stole the first base of her career against UCF...earned her only start of the season on February 22 against UC Santa Barbara and recorded her first collegiate hit – a two-run home run – and added another single later in the game...had a hit in her only at bat at Virginia on March 9...scored the go-ahead run in FSU's 3-1 win over Notre Dame in the ACC Championship game on May 10.

High School:

Established several school records while at Harmony High...those records include home runs (19), RBIs, stolen bases and slugging percentage...her softball jersey was the first to be retired at the school...four-time all-state performer, including three first-team honors as a sophomore, junior and senior...four-time Orange Belt All-County Team player...led her team to district and regional championships as a sophomore as well as a district title as a senior...All-Central Florida Honorable Mention 7A utility player following junior year...named the Osceola Gazette Co-Player of the Year following sophomore season...All-Central Florida Second Team utility player as a sophomore...named the team rookie of the year as a freshman...also weightlifted her first two years in high school, being named the team's MVP as a freshman and a sophomore...played volleyball as a sophomore...became a certified vet assistant.

CAREER STATISTICS AT FLORIDA STATE

Year	avg	gp-gs	ab	r	h	2b	3b	hr	rbi	tb	slg%	bb	hbp	so	gdp	ob%	sf	sh	sb-att	po	a	e	fld%
2014	.300	56-1	10	10	3	0	0	1	2	6	.600	0	0	3	0	.300	0	0	1-4	9	0	1	.900
TOTAL	.300	56-1	10	10	3	0	0	1	2	6	.600	0	0	3	0	.300	0	0	1-4	9	0	1	.900





11 • ALEX POWERS

Infielder • Sophomore • Melbourne, Fla. • Eau Gallie

CAREER HIGHS					
Hits:	2	2x, last vs. Syracuse (4/20/14)	RBI:	2	3x, last vs. Syracuse (4/20/14)
Doubles:	1	3x, last at Pitt (4/16/14)	Runs:	2	at Virginia (3/9/14)
Triples:	0	-	Walks:	1	9x, last vs. Georgia Tech (5/8/14)
Home Runs:	0	-	Stolen Bases:	0	-

FSU SOFTBALL TRIBE MEMBER

Redshirt Freshman Season (2014):

Saw action in 40 games and made eight starts as the designated player for the Seminoles as she continued to recover from multiple knee surgeries...batted .314 with 16 hits, three doubles, three runs, nine walks and 12 RBI...had an on-base percentage of .417 and a .373 slugging percentage...recorded the first hit of her career against UC Santa Barbara on February 22...drove in the first run of the game, and also the first RBI of her career, against Houston in the Easton Crimson Classic on February 28...was 1-for-2 with a career-high two runs scored and a walk at Virginia on March 9...hit a double and scored a run at North Florida on March 19...came off the bench and was a perfect 2-for-2 with two RBI against Florida A&M on March 26, setting career highs in both hits and RBI...hit an RBI off the wall down the left field line to extend FSU's lead in the series finale at North Carolina on March 31...walked and hit a double in a FSU victory versus Maryland on April 6...her two-RBI single in the ninth carried FSU to a 9-7 win in game two of a doubleheader at Notre Dame on April 13...hit an RBI double to left in game two of a doubleheader at Pitt (4/16)...tied a career high with two hits and two RBI against Syracuse on April 20...had a single, a walk and an RBI in an ACC quarterfinal game against Georgia Tech on May 8...hit a pinch-hit single versus Fordham on May 16 in the NCAA Tallahassee Regional.



Freshman Season (2013):

Received a medical redshirt after missing her freshman season due to a knee injury sustained in the fall of 2012...has the potential to contribute to the Seminoles both offensively and defensively in a big way in 2014.

High School:

Fantastic player at Eau Gallie High...earned 6A first team all-state honors during freshman season...4A second team all-state during her sophomore year...4A offensive All State Player of the Year during her junior year... 4A first team all-state and Bright House Sports Network Softball Player of the Year during both her junior and senior year...all-state Defensive Player of the Year as a senior...4A All Cape Coast Conference Team all four years of high school...2011 4A State Champs...2011 National Champs with club team, Team North Florida...third place at PGF 2011...honor roll student all four years...member of J. Kyle Braid Leadership Foundation, Best Buddies and president of the Interact Club...played volleyball and ran cross country in high school.

Personal:

Born on June 6, 1994...majoring in Sport Management...daughter of Pam and Kevin Powers...has a dog named Gracie...favorite movie is "My Best Friend's Wedding"...career ambition is to be a softball coach or strength and conditioning coach...wears number 11 because it is the number her dad wore while playing baseball...always wears a necklace from her dad and has a ring from her mom in her pants pocket during games...believes that confidence, the ability to take charge and a good work ethic are qualities that make a team leader...her sports idol as a child and someone she would like to meet is Derek Jeter...enjoys R&B music...favorite accessory in her wardrobe is her watches...describes her dress style as beach casual...knows how to wiggle her ears...favorite home-cooked meal is lasagna.



CAREER STATISTICS AT FLORIDA STATE

Year	avg	gp-gs	ab	r	h	2b	3b	hr	rbi	tb	slg%	bb	hbp	so	gdp	ob%	sf	sh	sb-att	po	a	e	fld%
2014	.314	40-8	51	3	16	3	0	0	12	19	.373	9	0	13	0	.417	0	0	0-0	0	0	0	.000
TOTAL	.314	40-8	51	3	16	3	0	0	12	19	.373	9	0	13	0	.417	0	0	0-0	0	0	0	.000





32 • RYLAN HARVEY

Infielder • Redshirt Freshman • Mont Belvieu, Texas • Barbers Hill

FSU SOFTBALL TRIBE MEMBER

Freshman Season (2014):

Redshirted her freshman season due to a back injury.

High School:

Four-year softball player under Coach Perri Smith at Barbers Hill High School...received district 19-4A MVP, Houston Chronicle All-Greater Houston First Team (Pitcher and 1B) and Houston Area South Red All-Star honors as a senior...ended HS career as Houston Area All-Star Game Champions and District 19-4A undefeated district champions...led her team to the regional quarterfinals with a 16-0 district record and a 32-4 season record...led the Houston area with a season-low 0.00 ERA through the second round of state playoffs and only suffered two losses in the circle in senior year...had a batting average of .410 and a .998 fielding percentage as a senior...led her team to a No. 1 ranking in the state for all but five weeks of the season...named to the District 19-4A First Team as a sophomore and junior...named to the Baytown Sun All-Area First Team all four years...helped team to postseason appearances all four years...also played two years of volleyball and one year of basketball and track while in high school...earned academic all-state honors her senior year and was named to the honor roll all four years...was the yearbook sports editor and a member of Young Life and the Spanish Club...played club ball for the Gold Coast Hurricanes Gold.



Personal:

Born on June 13, 1995...majoring in Sport Management...daughter of Jaime and Gina Harvey...father played football at Lamar University...has one sister named Ryley...favorite movie is 'Big Daddy'...names sports as something she cannot live without...has aspirations of working in sports event planning...song most played on her iPod is 'Texas Kind of Way' by Cody Johnson...most watched channel is ESPN...has a passion for shoes, especially Chuck Taylors...favorite home-cooked meal is chicken pot pie...had numerous pets growing up - 19 dogs, 10 cats, five goats, three rabbits and two fish... favorite healthy snack is oranges...learned that 'practice makes perfect and giving up is never an option' through playing sports... sports idol as a child was Josh Hamilton...is related to U.S. President Andrew Jackson ... would love to meet Tim Tebow someday.



15 • KATIE BAKER

Infielder • Freshman • Tallahassee, Fla. • Chiles

High School:

Four-year starter at Chiles High School...named to the All-Big Bend First Team in 2010-13, including while in eighth grade at Maclay School...earned First Team All-State honors in 2012 and 2013...Chiles Offensive awarded the Heisman award by her senior class...2012 and 2013 Offensive MVP at Chiles...played on the Team North Florida travel team since 2009...participated in the 2012 16U ASA Nationals...

Personal:

Born on January 13, 1996...majoring in Communications...aspires to work in broadcast journalism...looking forward to playing at Louisville because they are new members of the ACC...would like to add UCLA to the schedule because she has family in that area...her mother, Julie (Larsen), played softball at Florida State from 1985-88 and is in the top 5 on the FSU career list in five pitching categories and also holds the single-season ERA record (0.29 in 1985)...her father, Chip, has worked with the FSU baseball program for 30 years as an assistant coach and director of operations...loves the Fast and the Furious movie series...favorite subject in school is psychology... had two dogs growing up ...wears No. 15 because her friend and former FSU baseball player Tyler Holt wore that number during college...favorite home-cooked meal is lasagna.





48 • MEGHAN KING

Pitcher • Freshman • Parkland, Fla. • St. Thomas Aquinas

FSU SOFTBALL TRIBE MEMBER


High School:

Led St. Thomas Aquinas to back to back FHSAA Class 7A State Championships in 2013 and 2014...posted a 20-2 record in 2014, along with a 0.25 ERA, 226 strikeouts against just 19 walks to earn

Gatorade Florida Softball Player of the Year honors...recorded 15 shutouts and three no-hitters, including one perfect game, during the 2014 season en route to being named a MaxPreps First Team All-American...played for the Gold Coast Hurricanes and finished 13th at the 2013 ASA Nationals with 18u Gold Norman and placed third with 18u Gold Cooper at the 2014 Triple Crown Sports Colorado Fireworks Tournament...named the Florida Dairy Farmers 7A Player of the Year in 2014...First Team All-American by MaxPreps and Student Sports...Runner-up to teammate Korina Rosario for the 2014 Florida Dairy Farmers Miss Softball Award...earned Miracle Sports 7A All-State First Team honors in 2013-14 and named to the Third Team in 2012...member of 2014 Florida Athletic Coaches Association All-Star Team...named to the Miami Herald All Broward 8A-6A Softball First Team, as well as their Pitcher of the Year in both 2013 and 2014, while garnering Second Team accolades in 2011 and 2012...awarded SunSentinel All-County First Team honors in 2013-14 and Player of the Year in 2014.

Personal:

Born on January 25, 1996...an exploratory major...daughter of Mike and Karen King...has one brother and one sister...completed over 200 hours of community service in high school and also participated in a six-day mission trip to Costa Rica...favorite movie is 21 Jump Street...enjoys listening to her Disney station on Pandora...aspires to work as a pediatric nurse... had a hermit crab and several fish as pets growing up...says the best part of playing in the ACC is that most of the games are close enough for family to come and watch.



2 • MORGAN KLAEVEMANN

Outfielder • Freshman • Refugio, Texas • Refugio

High School:

Outstanding multiple sport athlete for the Refugio Bobcats...also played for the Texas Bombers Gold travel team...named to the Caller Times All-South Texas Team (2012-14) and Victoria Advocate All-Area Team (2012-14)...earned All-State accolades by both the Texas Girls Coaches Association and the Texas Sportswriters Association in 2013

and 2014...was the 2014 District 30-AA softball offensive player of the year...received Academic All-District honors all four years...RHS Softball MVP in 2011 and 2012...won Refugio's Powerlifting award...2nd Team All-District in basketball in 2012 and 2013...2014 District 30-AA basketball MVP and Academic All-District...named to the Victoria Advocate All-Area basketball team in 2014...2014 RHS Athlete of the Year...qualified for the regional track meet from 2011-14 in multiple events...ran the 4x100m relay at the state meet in 2014...named to the distinguished honor roll all four years...member of the National Honor Society and was NHS President at Refugio... was also Senior Class and Student Council President...RHS Geometry Award in 2011 and World Geography Award in 2012...earned the Chemistry AP award...was named the Valedictorian of her high school class...selected Florida State among offers from many schools, including Oklahoma, Texas and LSU.

Personal:

Born on January 13, 1996...majoring in Biological Science...has one brother...aspires to be a pharmacist...mentions that the best part of playing in the ACC is to compete against some of the best athletes around...favorite movie is Fried Green Tomatoes...can hold herself sideways on a pole like a flag...enjoys watching Criminal Minds and Cupcake Wars...cannot live without sports and music...used to show chickens and turkeys at the county fair...loves her mom's Rotisserie chicken with rice and green beans...says a leader is someone who leads by example, is trustworthy and has a good heart...favorite flavor of ice cream is cookies and cream...can play the saxophone.





4 • MEGAN McREYNOLDS

First Baseman • Freshman • Winter Garden, Fla. • Lake Highland

High School:

Played varsity softball at Lake Highland Prep School from 2009-14... Offensive MVP of her team in 2011-13...also participated on the varsity swimming (2009) and golf (2013) teams in high school...an all-honors student and a member of the National Honors Society as well as the National Spanish Honors Society...played for the Windermere Wildfire '95 travel team who were the No. 1-ranked 18U team in Florida in 2012 and 2013...

Personal:

Born on October 2, 1995...an exploratory major...chose Florida State over Furman, South Carolina and Harvard, among others...aspires to work in sports law...enjoys reading Architectural Digest...favorite movie is Columbiana...related to Rebecca Nurse, who was hanged during the Salem Witch Trials in the late 1600s...lists approachability, being a good listener and never giving up as qualities of a great leader.



8 • KORINA ROSARIO

Utility • Freshman • Pensacola, Fla. • West Florida


High School:

Played on the West Florida Elite travel team since June 2012...named West Florida High School's Defensive Player of the Year in 2011, Offensive Player of the Year in 2012 and Most Valuable Player in both 2013 and 2014...earned Class 5A All-Florida honorable mention honors in 2012 and 2013...won Florida's District 1 5A Player of the

Year and was WFHS's Wendy's High School Heisman representative (2013)... led her team to the FHSAA 4A State Championship in 2014 with a 28-1 record and an 0.19 ERA with 323 strikeouts... Named All-Area Pitcher of the Year, Pensacola News Journal Female Athlete of the Year, FHSAA 4A Player of the Year and the Florida Dairy Farmers "Miss Softball" in 2014...selected to the 2014 MaxPreps All-American team and the 2014 FACA All-Star Team.

Personal:

Born May 3, 1996...an exploratory major...has two older sisters, Kiana and Kayla...favorite magazine is National Geographic...loves to listen to Florida Georgia Line...enjoys science class in school...favorite meal is curry...says she cannot live without her teddy bear...wears No. 8 because, "Cat Osterman is my idol"...enjoys giving back in community service and helped her school's optimist club make Christmas wreaths and sell Christmas trees...most memorable win is winning the state championship her senior year.





30 • JESSICA WARREN

Infielder • Freshman • Tampa, Fla. • Alonso

FSU SOFTBALL TRIBE MEMBER

High School:

A member of the Tampa Young Guns travel team...played for the Alonso Ravens in high school...named the Jack and Barbara Thompson Softball Player of the Year in 2014...batted .605 with 49 hits, 10 home runs, 33 RBI and 48 runs scored in 23 games as senior...First Team All-America member in 2013...named to the All-Hillsborough County First Team all four years of high school...Four-time All-Western Conference honoree (2011-14)...a member of the Principal's Honor Roll and A-Team at Alonso...chose Florida State over offers from Michigan and others.

Personal:

Born December 12, 1995...majoring in Sport Management...favorite movie is The Sandlot...enjoys math and statistics ...has two brothers and one sister...favorite home-cooked meal is corned beef hash...played both basketball and softball in high school.




THE 2015 TRIBE CLASS

The Tribe is the Florida State softball leadership group of current players that help implement Coach Alameda's vision for the program by serving the team and outside community in a variety of ways.

An important service the Tribe provides is writing a periodic newsletter that is sent out to the Dugout Club members throughout the season. Editor-In-Chief Lacey Waldrop spearheads that initiative as each Tribe member is responsible for articles, interviews, fun facts and other stories that are included in each issue.

Community Service Director Alex Kossoff coordinates the weekly service projects for each member of the team, ranging from roadside cleanup, hospital or school visits as well as participating with the Miracle League.

At the 2015 Preseason Dugout Club Social, the Tribe members performed a skit where they wore costumes and used props and pictures to entertain yet also inform everyone on what the team had done and accomplished both on and off the field in the fall of 2014. From campfires to workouts to Halloween scares, they gave an excellent behind-the-scenes glimpse into the Florida State softball program.



Jessica Burroughs, Meghan King, head coach Lonni Alameda, Rylan Harvey, Alex Powers, Macey Cheatham, Maddie O'Brien, Lacey Waldrop, Bailey Schinella, Ellie Cooper, Jessica Warren, Alex Kossoff



HEAD COACH LONNI ALAMEDA



Heading into her seventh season as the head coach of the Florida State softball program, Lonni Alameda has guided the Seminoles back into one of the nation's best teams. After seven Women's College World Series appearances from 1987-2004, the Seminoles returned to the final site of women's collegiate softball and also earned their 12th ACC Championship in 2014. FSU has played in the NCAA postseason every year under Alameda, and is one of only nine schools to participate in the NCAA Tournament in every season since 2000. Since Alameda has made Tallahassee her home, she has led the Seminoles to five ACC Championship game appearances in six seasons, with titles in 2011 and 2014.

Florida State posted its best season in a decade with a 55-9 record in 2014 to finish ranked No. 7 in the country by both the NFCA and USA Softball. The Seminoles won 24 ACC games to set a new school and ACC mark for conference wins in a season and also set program records in runs scored (400), home runs (65), extra base hits (168), RBI (363), walks (318) and slugging percentage (.493).

Several individuals earned regional and national awards as junior pitcher Lacey Waldrop was named USA Softball National Player of the Year. Waldrop joined Jessica van der Linden (2004) as Seminoles to win the national honor. Florida State is the only school in the country to have multiple players win the award. Waldrop joined junior shortstop Maddie O'Brien as an NFCA First Team All-American, marking the first time that FSU had placed two players on the first team in program history.

Waldrop and O'Brien also won 2014 ACC Pitcher and Player of the Year, respectively, while Alameda earned ACC Coach of the Year honors for the second year in a row. The Seminoles placed three players on the All-Region First Team, six players on the All-ACC Team, and five members on the ACC All-Tournament Team.

Since arriving at FSU, Alameda has earned 26 Top 25 victories. The signature win of the 2014 season came at the Tallahassee Super Regional, when senior Courtney Senas hit a two-run, walk-off home run against No. 13 Michigan to send the Seminoles to the Women's College World Series for the first time since 2004. The program now has 58 NCAA postseason victories.

It was an impressive season in 2013 for the Seminoles as they fought through several injuries to key players yet reached the NCAA Super Regionals for the first time since 2006 following a miraculous comeback against South Alabama in the Mobile Regional championship game. The five-run comeback with two outs in the top of the seventh against the 13th-seeded Jaguars personified the team's never-say-die attitude. FSU finished with a 44-19 record and Alameda was named the ACC Coach of the Year, along with a school-record four All-ACC First Team selections and five overall.

The Seminoles set a new school mark with an 18-2 record in ACC play en route to the program's 11th ACC regular season title. As the pitching coach, Alameda was influential on one of the most dynamic duos in the nation in Lacey Waldrop and Monica Perry. Waldrop earned NFCA Third-Team All-America honors, the first at Florida State since 2009, while Perry emerged as the most dominant pitcher in ACC play. The two helped the Seminoles finish 10th nationally for the second straight year in earned run average at 1.82, and helped guide Florida State to a 14th-place finish in the USA Softball Poll and a No. 15 ranking in the NFCA Poll. The rankings were the FSU's highest since 2004.

Aside from the five total All-ACC Team members in 2013, Alameda coached her first ACC Scholar Athlete of the Year when Kelly Hensley was recognized for the honor. Hensley also was named to the Capital One Academic All-America Third Team.

In 2012, the Seminoles achieved a mark of 47-16, their most wins since going 62-12 in 2004. Alameda led FSU to a 15-13 record against NCAA postseason teams throughout the year, which included nationally-ranked victories over No. 14 UCLA, No. 23 North Carolina twice and Women's College World Series participant LSU.

As the team's pitching coach, Alameda's influence on FSU starters Lacey Waldrop and Monica Perry was enormous. Both pitchers finished in the Top 30 nationally in earned run average, making FSU one of just five programs to have multiple pitchers in the top 30. Each hurler earned ACC Pitcher of the Week honors twice, and were named to the All-ACC squad. As a unit, the Seminoles finished 10th in the country with a 1.53 team ERA. In 2012, four more student-athletes made the All-ACC Team under Alameda's watch including Tiffani Brown, Briana Hamilton, Perry and Waldrop. Brown and Shayla Jackson also were named to the NFCA All-Southeast Region Second Team.

In just her third season as head coach at Florida State, Alameda helped the Seminole softball program snap a seven-year ACC title drought to highlight an entertaining 2011 season. Despite making the conference tournament in Atlanta as the No. 4 seed, it was Alameda's season-long coaching tactics combined with the energy of her motivated group that enabled the Seminoles to storm through the competition and defeat second-seeded North Carolina, 4-1, to clinch an automatic NCAA Regional bid.

Under Alameda's guidance, the 2011 Seminoles created a noteworthy program achievement - for the first time in school history, FSU softball reached 12 consecutive NCAA Regionals. Her group also won two games in the Athens Regional, defeating Georgia State and UAB, to get to the final day of a regional for the first time since 2006.

Adding to Alameda's on and off-field influence, Sarah Hamilton became just one of two conference players in 2011 to be named to the All-ACC Team for the third time in her career. Shayla Jackson and Jen Lapicki joined Hamilton on the 2011 all-conference squad. Hamilton ended her illustrious career as one of the best pitchers in school history, with Alameda playing a large role in her success. Among her noteworthy feats, Hamilton became the first hurler in FSU history to finish with at least 1,000 career strikeouts, ending her four-year stay with 1,005 Ks.

In her second season as FSU head coach in 2010, Alameda led the Seminoles to a 44-18 record and second-consecutive appearance in not just the ACC Championship game but its 11th-straight appearance in the NCAA Division I Softball Championship. At the time, FSU's ACC Championship game appearance marked the 14th time in school history it had the chance to play for a title - a total number that is more than any other school in the conference.

Under Alameda's tutelage, the 2010 Seminoles accomplished a lot of statistical feats. Not only did FSU get off to its best start since 1993 by starting the year 20-2, but the team capped off the year with high marks in a bevy of categories. The Seminoles' .297 batting average was the best since 2003 and their 226 strikeouts at the plate were the fewest since the 1998 campaign.

Individually, Alameda coached several FSU student-athletes who earned recognition for their hard work on the field and in the classroom. Carly Wynn was named an All-ACC First Team selection and Terese Gober, Sarah Hamilton and Ashley Stager were each placed on the All-ACC Second Team. Robin Ahrberg, Tiffani Brown and Hamilton each got the nod on the ACC's All-Tournament team. Wynn and Hamilton captured Louisville Slugger/NFCA Division I All-Southeast Region Second Team honors, while Wynn was named to the ESPN The Magazine Academic All-America Third Team.



HEAD COACH LONNI ALAMEDA

Alameda came to Florida State prior to the 2009 season and went on to surpass 200 career coaching victories in her first year in Tallahassee (she picked up win No. 300 on March 17, 2012 against Fairfield and added win No. 400 at North Carolina on March 30, 2014). The Seminoles finished the 2009 campaign with a 44-16 record and achieved the best conference record in school history at the time with a 17-4 league mark.

For her team's exploits on the field in 2009, Alameda and the Seminoles had the opportunity to host a regional in the NCAA Tournament for the first time since the 2004 season. Alameda coached several Seminoles that garnered postseason awards as Hamilton was named a Third Team Louisville Slugger/NFCA Division I All-American as a sophomore. Hamilton was also named ACC Pitcher of the Year, an ACC First Team member and to the Louisville Slugger/NFCA All-Southeast Region Team. Then-senior catcher Kaleigh Rafter was also named to the All-Region team and was an All-ACC First Team member as well. Wynn and Gober (both second team) were also student-athletes coached by Alameda who were recognized as All-ACC players.

Alameda carries an impressive coaching résumé on the international level and from 2004 to 2008 helped in the development of Canada's National Team. She aided Canada up until the 2004 Summer Olympics and resumed as an assistant following the Rebels' 2005 season. In the summer of 2006, Canada qualified for the 2008 Summer Olympics in Beijing, China, after its strong showing in the World Championships. Alameda spent the summer of 2008 with the Canadian team which ended its quest for the gold with a fourth-place finish at the Beijing Olympic Games.



THE ALAMEDA FILE

- Enters her seventh season as head coach at Florida State and 12th year as a head coach at the Division I level
- Holds a 423-264-1 career record
- 266-106 (.715) record at Florida State
- Guided Seminoles to the ACC title in 2011 and 2014, the regular season title in 2013 and has led them to five title game appearances
- As the team's pitching coach, she has helped seven hurlers be named to the All-ACC First or Second Team since 2009
- Earned Win No. 300 vs. Fairfield on March 17, 2012
- Earned Win No. 400 at North Carolina on March 30
- Helped coach the Canadian Softball Team in the 2004 and 2008 Summer Olympics
- Mountain West Conference Coach of the Year in 2005 and 2007
- Atlantic Coast Conference Coach of the Year in 2013 and 2014

Alameda came to FSU from UNLV, where she spent five seasons reviving the Rebels' program. She replaced Dr. JoAnne Graf, who retired after 30 seasons with the Seminoles.

Alameda went 25-35 in her first season at UNLV in 2004, which was a four-game improvement over 2003's final tally. She then posted a staggering 44-19 mark in 2005 and the program's first trip to NCAA Regionals since 1996. Alameda was named Mountain West Conference Coach of the Year in 2005 and the entire staff garnered NFCA West Regional Coaching Staff of the Year honors.

The 2005 season featured an assault on the program's record book, appearances in the national statistical rankings and the introduction of several conference and national award winners. The 44 wins were the third-most in the program's history, while the 17 Mountain West Conference wins were the most-ever since joining the league in 1999. After being predicted to finish last in the league, UNLV excelled, placing second in the league in both the regular season and Mountain West Conference tournament.

In 2006, the squad was set back by injuries and fell to 26-37, but saw a 180-degree turnaround in 2007 and finished with a 37-27 mark as Alameda earned MWC Coach of the Year honors for the second time.

Alameda and UNLV had high hopes for 2008 and had the Rebels ranked in the ESPN.com/USA Softball Collegiate Top 25 Poll for the first time in program history. After starting the season 9-1-1, UNLV moved up to No. 18 in the ESPN.com/USA Softball Collegiate Top 25 Poll, but injuries to four starters proved costly as the season progressed.

Under Alameda's direction, the Rebels enjoyed recognition at the conference and regional level. Five Rebels garnered Louisville Slugger/NFCA All-Regional honors while 13 players earned all-Mountain West Conference accolades, including two pitchers of the year and one freshman of the year awards.

To Alameda, academics are just as important as on-the-field production. Since taking over the program, the Rebels had 58 Academic All-MWC honorees. Over that time span, the team had 10 or more honored in a season four times, including 11 softball student-athletes in 2008. The softball program had 21 MWC Scholar-Athletes selected, as well.

In her six seasons at Florida State, Alameda's academic priorities have been apparent. She has coached one ACC Scholar Athlete of the Year, two academic All-Americans, four NCAA postgraduate scholarship award winners, seven academic all-district team members and 20 All-ACC Academic Team players.

During her tenure at UNLV, Alameda also stressed the importance of community service and had players volunteer their time at the Nevada Childhood Cancer Foundation and Child Haven while participating in breast cancer walks and blood drives. Her emphasis has not changed since arriving at FSU, with the 2011 Seminole Squad earning honors such as the SemiGnome Award for community service and routinely producing standout student-athletes who are honored for their charitable ways. One of those players was Kelly Hensley who was awarded a 2013 Top Six For Service honor. In 2014, the Seminole softball program earned the FSU Director's Cup for Service as they averaged 35.96 hours of community service per student-athlete to lead all 20 FSU varsity sports.

Alameda moved to Las Vegas after eight seasons as the assistant coach at Stanford University, where she helped guide the Cardinal to a 320-179-1 record and six straight NCAA Regional appearances. She oversaw the pitching staff there and produced three All-Americans: Becky Blevins, Marcy Crouch and Dana Sorenson.

Prior to her stint at Stanford, Alameda spent two seasons as an assistant coach at Barry University (Miami Shores, Fla.). She helped the Buccaneers to a fifth-place NCAA Division II finish in her first year. She also spent some time on the international stage, serving as an instructor for both the Aruba (1995) and Spanish (2000) national teams.

An all-around great athlete, Alameda began her collegiate career as a pitcher at St. Mary's University (San Antonio, Texas) where she led the Rattlers to the NAIA Tournament in her only season. She later transferred to Oklahoma in 1989 and played softball and volleyball for the Sooners. She was a two-time All-Big Eight selection as a first and third baseman, while hitting .359 as a senior in 1992.

Alameda earned her bachelor's degree in communications from Oklahoma in 1993 and played softball professionally in Europe for a season before beginning her coaching career.



ASSISTANT COACH TRAVIS WILSON



Assistant Florida State softball coach Travis Wilson continued to push the program to new heights in 2014 as the Seminoles reached the Women's College World Series for the first time since 2004.

Entering his fourth season on staff at FSU, Wilson has helped Florida State into a national offensive presence. The 2014 Seminoles posted a 55-9 record and earned the ACC regular season title with a 24-3 mark. The 24 ACC wins set a new school and ACC record for conference wins in a season and gave the Seminoles the No. 1 seed on their way to winning their 12th ACC Tournament Championship.

Under Wilson's guidance, the Florida State lineup was dangerous from top to bottom and saw many players recognized for their success. Maddie O'Brien set new single-season school records for home runs (24), RBI (83), walks (56) and slugging percentage (.942) on her way to being named an NFCA First Team All-American and ACC Player of the Year. Courtney Senas was named to the NFCA All-Southeast Region First Team would have set school records in home runs (15) and RBI (57) if not for her teammate, as both totals were more than any Seminole had hit prior to the 2014 season.

As a team, the Seminoles set program records in runs scored (400), home runs (65), extra base hits (168), RBI (363), walks (318) and slugging percentage (.493). These marks eclipsed several records that were set during the impressive 2013 campaign that saw FSU reach its first NCAA Super Regional since 2006. Wilson helped Florida State achieve record-breaking numbers in just his second season as the Seminoles shattered the previous home run record of 49 in 2007 by producing 60 round-trippers in 2013. For the first time ever, four Seminoles finished with double-digit home runs including Courtney Senas (14), Kelly Hensley (13), Maddie O'Brien (10) and Celeste Gomez (10).

Florida State's 316 RBIs set a school record, topping the previous mark of 313 in 2004. The 2013 squad also set a program record for slugging percentage at .476, were able to win 17 games by mercy rule and recorded 20 games with double-digit base hits. Wilson also oversees the team's fielding and with early-season injuries in 2013 throwing players into makeshift positions, Wilson worked arduously with each infielder and outfielder on their mechanics and created a well-accomplished group that got the job done.

Joining fellow assistant coach Craig Snider as the team's offensive instructors, Wilson helped the Seminoles make strides at the plate in their debut 2012 year. Coaching a youthful unit that included just one everyday senior starter, Wilson also made a great impact on the team's defensive game as it became a sound group in the field.

In 2012, the Seminoles finished the year with a .966 fielding percentage to rank in the upper echelon on a national scale. FSU became an entertaining group to watch defensively as student-athletes such as third baseman Briana Hamilton, shortstop Maddie O'Brien, second baseman Tiffani Brown and centerfielder Courtney Senas made a bevy of highlight-reel plays throughout the season. A fundamentally-sound unit of infielders and outfielders collectively produced both the routine and difficult plays.

It was the solid play of FSU's defensive stalwarts that helped the Seminoles begin the 2012 season with a 16-0 record, the second-best start in school history. The 16-game win streak ties for the 12th longest winning stretch for the program.

Wilson is seen as an excellent instructional mind by FSU's student-athletes, which was evident from the first day of practice in the fall 2011. He is a reliable arm for batting practice who is always offering excellent teaching points to better enlighten each player. Wilson has proven to be an absolute student of the game who utilizes various statistics in his meticulous game-day preparation.

Wilson is a native of New Zealand who has already taken on an important role in recruiting. The baseball, softball and cricket veteran serves as the Seminoles' hitting and fielding coach, using his past success as a player to better serve his student-athletes.

"Travis is from both professional baseball and the New Zealand National Program," head coach Lonni Alameda said when Wilson first arrived in the summer 2011. "From the first time I met Travis I knew he would be a great fit for our program. It is not often you come across someone that has played the same game that the girls do and yet has 10 years of Major League Baseball experience. He is personable and he has won at the highest level of this game from the men's side. He has played every position you can on the field and has been among some of the world's best in men's fastpitch. I believe Travis will be able to relate to the players on a unique level as he stills plays the game. He is excited about this opportunity and can help our program get to the next level."

Alameda's words have become prophetic so far, with Wilson doing an excellent job of working with each student-athlete and enhancing their overall game. In just three seasons of work, countless players have improved their batting average and expanded their defensive abilities through the work of Wilson.

From 1996-2004, Wilson played seven seasons in the Atlanta Braves organization covering all stops from Rookie Ball to Triple-A. He enjoyed much success in his professional stint, being named an All-Star for the Appalachian League (1998), South Atlantic League (1999) and the Carolina League (2000). He was named Carolina League Player of the Year for the Myrtle Beach Pelicans, and led the Grapefruit League in hitting for the Braves during spring training in 2001.

Wilson ended his professional career in 2004 with the Cincinnati Reds' organization in Chattanooga, Tenn. As a softball player in New Zealand for the Black Sox, he made his debut as a 16-year old in 1994 and was named both the New Zealand Softballer of the Year and the Canterbury Softballer of the Year after posting a team-best .396 batting average in 1996. He would earn the Canterbury Player of the Year honor multiple times and become one of his country's biggest softball ambassadors. He continues to play today.

Wilson's most recent baseball stint was as an instructor for the Idaho Falls, a Rookie League team of the Kansas City Royals. His tasks included scouting the Pioneer League, writing reports and utilizing video while communicating with the Royals organization on several prospects. His efforts have helped the Royals claim their status of having the best farm system in Major League Baseball, as asserted by several minor-league publications. On the field, he helped his players develop their infield/outfield skills, base running and hitting mechanics. Wilson also served as expert commentator for the ISF Men's World Softball Series, and was fielding coach and video analyst for the Black Caps of the New Zealand Cricket Association.

Wilson is married to his wife, Jill. The two have a son named Tyler.



ASSISTANT COACH CRAIG SNIDER



Assistant Florida State softball coach Craig Snider begins his fourth season with the Seminoles and has already done wonders with the Seminole hitters in just three years in Tallahassee.

Using his technological approach to help each batter, Snider was an enormous part of the 2014 resurgence of FSU softball onto the national scene. The Seminoles posted a 55-9 record and won the school's 12th ACC Championship and advanced to the Women's College World Series for the first time since 2004.

The 2014 offense set several new records, many that were set just one year prior as Snider and the rest of the staff have been able to change the perception of Florida State being only a pitcher's school into one where the Seminoles perform all phases of the game at a high level. FSU broke the previous marks for runs scored (400), home runs (65), extra base hits (168), RBI (363), walks (318) and slugging percentage (.493). The Noles also finished with a .304 batting average, which was the first time since 1995 that the team had finished with a mark above .300.

FSU placed four position players on the 2014 All-ACC Team (O'Brien, Senas, East and Hamilton) and also four on the ACC All-Tournament Team (O'Brien, Gomez, Hensley and Brown).

Despite his short time in Tallahassee, Snider had coached numerous players who are now listed on FSU's single-season top 10 list in many categories. Maddie O'Brien set school records in home runs (24), walks (56), RBI (83) and slugging percentage (.942) in 2014 on her way to being an NFCA First Team All-American and the ACC Player of the Year. Courtney Senas added 15 home runs, 57 RBI and tied Tiffani Brown with 65 runs scored. In all, five of the top six home run, three of the top five walk, three of the top five RBI and three of the top seven run totals in Florida State history have come from players coached by Snider since 2012.

The success in 2014 only built upon the foundation laid in 2013 that set school marks for home runs (60), RBIs (316) and slugging percentage (.476). In no way was the offense one-dimensional, as the Seminoles also posted a .292 batting average and recorded 156 extra base hits, just two shy of the program record at the time.

Snider helped accomplish so much success at the plate despite being without three key everyday players who were out with season-ending injuries early in the year. Known as a tradition-rich program with enormous pitching feats, Snider helped give a vital boost to the Seminole bats that helped carry the team along with good pitching in 2013 and watched three position players in Senas, freshman Victoria East and Bullock earn All-ACC selections.

Arriving in the summer of 2011, Snider helped foster a winning attitude and developed tremendous camaraderie with student-athletes and recruits immediately. He worked actively to improve the individual performances of several student-athletes in the 2012 season, helping players such as Briana Hamilton, Tiffani Brown, Kirstin Austin and others record banner years. Hamilton and Brown earned selections to the All-ACC First Team for the first time in their careers, while Austin's noticeable improvement at the plate gave the Seminoles an enormous spark throughout the year.

In 2012, Snider's daily teachings helped the team establish a strong sense of plate discipline. FSU's 230 walks were vital toward manufacturing runs, with it being the team's highest total since 2004. Throughout the season, the Seminole offense proved to be a clutch-hitting bunch that could come through in late-game situations. It was also a fundamentally-sound group that improved greatly in situational hitting, contributing to its 47-16 overall record.

Moreover, Snider's first season at FSU was an enjoyable one for everyone associated with the program. He has proven in just a short period of time how easily he relates with student-athletes while working with them day-to-day, and is someone who is sure to develop positive and meaningful relationships with future Seminoles on the recruiting trail. As someone who possesses an innovative mindset, Snider will continue to help FSU student-athletes at the plate through his analytical work in the video room, batting cages and on the field.

The Franklin, Ky. native has built a reputation for being a difference maker everywhere he has been, which includes Stephen F. Austin, Oklahoma, Centenary and Lindsey Wilson College. Over the last decade, Snider has propelled each of his teams toward tremendous improvement at the plate, and looks to continue his history of success as FSU's hitting coach.

In his most recent stint at Stephen F. Austin as an assistant coach, Snider helped turn the Southland Conference program around right away. He took over as hitting coach in 2007 following a season in which the Ladyjacks finished with a .229 batting average. Over the next three seasons, SFA batted .274 (2008), .275 (2009) and .278 (2010). He also led the team to sharp spikes in home runs, on-base percentage and slugging percentage, as SFA recorded 43 round-trippers in Snider's first season after hitting just 16 the season before.



At Stephen F. Austin, Snider took on several roles in guiding the program toward its recent success. He devised hitting and defensive workouts during the fall, directed all aspects of camps, developed team-building exercises, served as a fundraising arm, handled much of the recruiting and recruiting databases and oversaw his student-athlete's academic progress.

"I'm extremely impressed with Craig's character," FSU head coach Lonni Alameda said. "He is a genuine person who works hard and loves the game. He has been a part of bigger programs as well as mid majors and I believe that makes him a tremendous coach as you have to be very creative in your coaching as you relate to different styles of athletes. Craig also brings a wealth of recruiting connections. He is very good with people and respected by many and he will now embrace those relationships as a Seminole."

Snider, who has been involved as a coach in softball since 2001, previously assisted in producing three All-Americans at Oklahoma from 2005-06, and played a large role in creating scouting reports as a graduate assistant coach for the Sooners. At his alma mater of Centenary, he helped lead the school to two Mid-Con Tournament championships while providing analysis for recruiting, hitting, fielding and putting together chart systems. His versatility also included field maintenance and even putting together the team's highlight videos in 2004 and 2005.

At Lindsey Wilson College from 2001-03, Snider guided the team to batting averages above .300 every season. He was heavily involved in the recruiting process as an assistant coach and oversaw all summer camps.

"I'm thrilled to help coach at such an established program that is coming off another conference championship and has great things going for it," Snider added when he first came to Tallahassee. "FSU's history of softball success was such a motivating factor for me to come here, and I have no doubt that through the hard work of this current coaching staff and our student-athletes, we can take this program to the next level."


Snider is married to his wife, Lauren, who is a native of Bellville, Texas. The two have one daughter, Riley and one son, Henry.



SOFTBALL SUPPORT STAFF



Cathy Badger
Coordinator of Advising



Cody Boomer
Video Coordinator



Derrick Coles
Director of Compliance



Wendy Byers
Accounting Specialist



Maxo Jean
Marketing Assistant



Anthony Santiago
Director of Softball Operations




Robin Ahrberg
Head Softball Equipment Manager



Eunice Hernandez
Assistant Athletic Trainer



Kathy Noyes
Technical Support Analyst



Ryan Zornes
Assistant Director of Facilities



Caitlin Quinn
*Associate Director of
Strength & Conditioning*



**Samantha
November**
Student Athletic Trainer



Kelsey Tripp
Student Athletic Trainer



Lindsey Peppers
Student Manager



Ryann Day
Student Manager



Courtney Senas
Student Manager



Noah Shelnett
Student Manager

Support Staff Not Pictured: Darin Bentz - Field Supervisor, Harold Williams - Grounds Crew



2014 SEASON IN REVIEW

- Advanced to the Women's College World Series for the eighth time in program history. A walk-off two-run home run by senior Courtney Senas gave No. 3 Florida State a 4-2 victory over No. 13 Michigan to reach the WCWS for the first time since 2004.
- Posted a 55-9 overall record with a 24-3 mark in the ACC. The 24 wins set a new conference record for ACC wins in single season, passing Georgia Tech who tallied 19 conference wins in 2010.
- Earned the No. 1 seed in the ACC Championships for the 11th time in school history after winning the regular season title. FSU is 29-8-1 all-time in the ACC Championships as the No. 1 seed, including seven conference championships.
- Won the ACC Championship for the 12th time in school history with a 3-1 win over Notre Dame on May 10. It marked the second ACC Championship under head coach Lonni Alameda and was the fifth title game appearance in six seasons.
- Alameda earned her second consecutive ACC Coach of the Year accolade. She also registered her 400th career win as a head coach in a 6-0 victory at North Carolina on March 30.
- Florida State was named the No. 8 seed in the 2014 NCAA Tournament and hosted a regional for the first time since 2009. The Seminoles also hosted a regional in 2001, 2002 and 2004.
- It marked the 15th consecutive season that FSU has reached the NCAA Tournament and it is one of nine schools to play in the postseason every year since 2000. The other schools include Alabama, Arizona, Louisiana, Michigan, Notre Dame, Oklahoma, UCLA and Washington.
- Several school records were broken including single-season home runs (65), runs scored (400), RBI (363) and walks (318). The Noles also finished third all-time with 90 doubles and fourth in program history with a .309 batting average.
- Recorded two separate 17-game winning streaks during the season. After losing the season opener on Feb. 7 to Nebraska, the Seminoles went on to win every game until March 1 against Alabama in Tuscaloosa, Ala. Not long after, the second streak started on March 12 with a win over Florida Gulf Coast before being snapped against Florida in Tallahassee on April 9.
- FSU also posted a 15-game winning streak from April 13 (Notre Dame) to May 18 (USF).
- The Seminoles had a season-high rank of No. 3 in both the NFCA/USA Today and ESPN.com/USA Softball polls on May 13. It marked the highest ranking FSU has ever received from USA Softball, and was the second-highest rank ever in the NFCA poll, trailing the 2004 team that spent four weeks at No. 2.
- The Super Regional win over Michigan marked the first time the Noles have progressed beyond the Super Regional round since they were instituted into the tournament format in 2005. FSU had advanced to the Tempe Super Regional in 2006 and the Austin Super Regional in 2013, but were swept each time losing the first two games of each series.
- The Noles won eight games over ranked opponents, including four road games and two neutral sites - at No. 6 Florida, vs. No. 9 Nebraska, at No. 11 Alabama, vs. No. 13 Michigan (twice), vs. Notre Dame (No. 20 and No. 23) and at No. 25 Auburn.
- FSU ended with the second-best winning percentage in the country (.859) and also had the third-best team ERA in the country (1.53). The Seminoles also ranked in the top 30 in scoring (6.25 - 16th) and slugging percentage (.493 - 27th).
- They led the nation in games allowing one or fewer runs with 41, and also were the best in the country in walk-to-strikeout ratio, posting a +76 (318 walks to 242 strikeouts).
- Junior pitcher Lacey Waldrop became Florida State's second USA Softball Collegiate National Player of the Year, joining Jessica van der Linden who earned the award in 2004. The Seminoles are the only program to have multiple winners of the award.
- Waldrop was named the ACC Pitcher of the Year and led the NCAA with a 38-7 record and finished in the top 15 nationally in both ERA (1.13 - 3rd) and strikeouts (287 - 12th).



2014 SEASON IN REVIEW

- Redshirt junior shortstop Maddie O'Brien joined Lacey Waldrop as NFCA First Team All-Americans. It marked the 11th time that multiple players were named All-Americans in the same season and the first time since 2004. Along with earning Third Team All-American honors in 2013, Waldrop is the ninth Seminole to be named an All-American multiple times.
- O'Brien had a record year of her own, leading the nation with 83 RBI and finishing second in the NCAA in both home runs (24) and slugging percentage (.942). All three of those marks are FSU single-season records as well as the 56 walks she drew in 2014. She finished as a top 10 finalist for the USA Softball Play of the Year award and a top 3 finalist for the Honda Award. O'Brien set a new NCAA record by reaching base in 18 consecutive plate appearances from April 16-20. She went 5-for-5 with two doubles, two home runs, seven RBI, 12 walks (five intentional) and was hit by a pitch in those 18 plate appearances.
- Courtney Senas earned First Team All-Region honors finishing with a .338 batting average, 65 runs, 12 doubles, four triples, 15 home runs and 57 RBI. She finished second on the team in nine different offensive categories, including walks (43) and stolen bases (13).
- Redshirt freshman Jessica Burroughs earned All-ACC Second Team honors in her first year of collegiate softball, posting a 17-1 record with a 2.08 ERA in 28 appearances. She retired at least seven consecutive batters in a game 11 different times during the 2014 season, including near-perfect games against Southern Miss on February 16 (retired 15 of 16 batters faced), Virginia on March 8 (15 of 17) and NC State on March 16 (21 of 23).
- Senior Briana Hamilton earned a spot on the All-ACC Third Team, finishing with a .288 batting average, nine doubles, two triples, nine home runs and 37 RBI. She also was an amazing defensive third baseman, making numerous plays on slow rollers, hard-hit ground balls or sharp line drives to help end rallies from the opposing team.
- Victoria East also joined Hamilton on the All-ACC Third team as the sophomore first baseman ended up with a .264 average and finished second on the team with 12 doubles and also contributed four home runs, 31 RBI and eight stolen bases. East was key in FSU's come from behind victory at Notre Dame on April 13 as her two-out double in the top of the 7th helped the Noles erase a four-run deficit to force extra innings. She added another double in the top of the ninth and came in to score to give FSU the 9-7 victory.
- Senior Kelly Hensley missed several weeks early in the season due to an injury, but came back and played impressively to close out her career. She batted .328 in ACC play with six doubles, 15 RBI and 16 walks. She earned a spot on the ACC All-Tournament Team after hitting two doubles with an RBI in the ACC semifinal against North Carolina.
- Senior Tiffani Brown ended her career as one of FSU's best in runs (207 - 2nd), triples (22 - 2nd), hits (285 - 3rd) and stolen bases (109). She nearly hit for the cycle against No. 9 Nebraska and also added a 14-game hitting streak from February 28 to March 16. During the streak she batted .420 with 17 runs scored, six RBI and five stolen bases.
- Bailey Schinella performed excellently as both a pitcher and an outfielder. The junior utility player didn't allow a run in 3.2 innings on the season and combined with Lacey Waldrop to throw a no-hitter against North Dakota State on February 15. Schinella was named ACC Player of the Week on March 24 after helping the Noles to sweeps over North Florida and Boston College.
- Senior catcher Celeste Gomez again showed why she is often called, "Miss May", as she again was productive late in the year. She batted .667 with five RBI to earn Most Valuable Player honors of the ACC Championships.
- Senior pitcher Jessica Nori became Florida State's career leader in saves with nine and also tied the single-season mark of four that has been accomplished six times.
- Sophomore Alex Kossoff had an impressive season, batting .333 with 29 runs scored on 37 hits and two doubles. She had the biggest game of her career on May 17 against USF in the NCAA Regional. She set a career high with three hits, including a go-ahead two-run single in the top of the 11th inning to give FSU the 2-0 victory.



FLORIDA STATE®

EIGHT WOMEN'S COLLEGE WORLD SERIES APPEARANCES • 12 ACC CHAMPIONSHIPS

2014 FINAL STATISTICS

Record: 55-9 Home: 27-2 Away: 15-3 Neutral: 13-4 ACC: 24-3

Player	avg	gp-gs	ab	r	h	2b	3b	hr	rbi	tb	slg%	bb	hp	so	gdp	ob%	sf	sh	sb-att	po	a	e	fld%	
7 Maddie O'Brien	.424	64-64	172	62	73	17	0	24	83	162	.942	56	4	18	2	.564	4	1	0-0	71	117	7	.964	
8 Courtney Senas	.338	64-64	198	65	67	12	4	15	57	132	.667	43	0	30	0	.453	2	0	13-17	49	4	2	.964	
6 Tiffani Brown	.307	64-64	218	65	67	6	5	0	20	83	.381	28	0	35	1	.385	1	3	25-29	83	96	11	.942	
24 Briana Hamilton	.288	58-58	153	27	44	9	2	9	37	84	.549	29	2	37	0	.405	1	1	5-5	54	132	11	.944	
27 Bailey Schinella	.282	59-52	131	22	37	8	0	3	29	54	.412	37	3	15	2	.443	3	0	1-1	1	2	0	1.000	
18 Victoria East	.264	64-62	178	31	47	12	2	4	31	75	.421	21	0	14	0	.335	4	0	8-10	344	0	7	.980	

34 Corey Hendrickson	.400	11-0	5	4	2	0	0	1	3	5	1.000	1	0	3	0	.500	0	0	0-0	0	0	0	.000	
5 Alex Kossoff	.333	61-52	111	29	37	2	0	0	5	39	.351	12	1	9	0	.403	0	3	6-8	18	0	0	1.000	
11 Alex Powers	.314	40-8	51	3	16	3	0	0	12	19	.373	9	0	13	0	.417	0	0	0-0	0	0	0	.000	
3 Stephanie Hartness	.306	52-20	62	13	19	3	0	1	18	25	.403	11	0	0	0	.411	0	0	1-1	18	1	3	.864	
44 Lauren Harris	.300	56-1	10	10	3	0	0	1	2	6	.600	0	0	3	0	.300	0	0	1-4	9	0	1	.900	
23 Kelly Hensley	.290	38-38	100	16	29	8	0	2	21	43	.430	23	1	14	0	.421	2	0	1-1	9	0	1	.900	
14 Ellie Cooper	.246	53-23	69	21	17	3	0	0	9	20	.290	14	3	13	1	.391	1	0	1-4	141	6	3	.980	
0 Celeste Gomez	.232	59-54	125	12	29	5	0	5	34	49	.392	21	0	24	1	.336	3	1	0-0	349	25	2	.995	
12 Victoria Daddis	.229	29-6	35	3	8	2	0	0	2	10	.286	6	0	6	2	.341	0	0	0-0	5	17	0	1.000	
25 Macey Cheatham	.136	37-10	22	6	3	0	0	0	0	3	.136	7	0	8	1	.345	0	0	0-0	105	4	1	.991	
28 Bella D'Errico	.000	45-0	0	11	0	0	0	0	0	0	.000	0	0	0	0	.000	0	0	2-2	0	0	0	.000	
Totals	.304	64	1640	400	498	90	13	65	363	809	.493	318	14	242	10	.416	21	9	64-82	1265	509	57	.969	
Opponents	.200	64	1572	131	315	40	1	17	107	408	.260	134	28	434	10	.275	3	15	46-57	1187	475	64	.963	

LOB - Team (415), Opp (356). DPs turned - Team (15), Opp (29).

(All games Sorted by Earned run avg)

Player	era	w-l	app	gs	cg	sho	sv	ip	h	r	er	bb	so	2b	3b	hr	b/avg	wp	hp	bk	sfa	sha
13 Lacey Waldrop	1.13	38-7	48	42	27	8/4	1	266.1	190	70	43	80	287	21	0	6	.193	13	15	0	1	10
16 Jessica Burroughs	2.08	17-1	28	21	6	3/5	1	114.2	83	40	34	45	125	15	1	8	.198	8	9	0	2	2

27 Bailey Schinella	0.00	0-0	4	0	0	0/3	0	3.2	2	0	0	2	2	1	0	0	.182	0	1	0	0	2
26 Jessica Nori	2.84	0-1	19	1	0	0/5	4	37.0	40	21	15	7	20	3	0	3	.258	1	3	2	0	1
Totals	1.53	55-9	64	64	33	19/8	6	421.2	315	131	92	134	434	40	1	17	.200	22	28	2	3	15
Opponents	6.26	9-55	64	64	22	2/0	1	395.2	498	400	354	318	242	90	13	65	.304	34	14	6	21	9

PB - Team (16), Gomez, C. 9, Cheatham, M. 7, Opp (12). Pickoffs - Team (5), Gomez, C. 5, Opp (2).



2015 FLORIDA STATE SOFTBALL



2014 ACC STANDINGS AND RESULTS

Florida State - ACC Champion & NCAA College World Series Participant
NC State - NCAA Tournament Regionals Participant
Notre Dame - NCAA Tournament Regionals Participant
Virginia Tech - NCAA Tournament Regionals Participant

CoSIDA Academic All-Americans
 Kirsten Grant, NCS..... 3rd Tm

Final USA Today/NFCA Division I Poll

- | | |
|-------------------------|-------------------|
| 1. Florida | 14. Arizona |
| 2. Alabama | 15. Minnesota |
| 3. Oregon | 16. Nebraska |
| 4. Baylor | 17. Arizona State |
| 5. Oklahoma | 18. Tulsa |
| 6. Kentucky | 19. Missouri |
| 7. Florida State | 20. Auburn |
| 8. La.-Lafayette | 21. LSU |
| 9. UCLA | 22. Notre Dame |
| 10. Michigan | 23. South Alabama |
| 11. Washington | 24. DePaul |
| 12. Tennessee | 25. Texas A&M |
| 13. Georgia | |

Final ESPN/USA Softball Poll

- | | |
|-------------------------|-------------------|
| 1. Florida | 14. Arizona |
| 2. Alabama | 15. Minnesota |
| 3. Oregon | 16. Arizona State |
| 4. Oklahoma | 17. Nebraska |
| 5. Baylor | 18. Missouri |
| 6. Kentucky | 19. Tulsa |
| 7. Florida State | 20. Notre Dame |
| 8. La.-Lafayette | 21. Auburn |
| 9. UCLA | 22. LSU |
| 10. Michigan | 23. South Alabama |
| 11. Tennessee | 24. Wisconsin |
| 12. Georgia | 25. DePaul |
| 13. Washington | |

2014 Individual ACC Statistical Leaders

- Batting Average**
 Karley Wester, ND.....455
- Home Runs**
 Maddie O'Brien, FSU.....24
- Runs Batted In**
 Maddie O'Brien, FSU.....83
- Runs Scored**
 Emilee Koerner, ND.....65
 Courtney Senas, FSU.....65
 Tiffani Brown, FSU.....65
- Base Hits**
 Karley Wester, ND.....81
- Doubles**
 Emilee Koerner, ND.....28
- Triples**
 Tiffani Brown, FSU.....5
- Stolen Bases**
 Karley Wester, ND.....26
- Slugging Percentage**
 Maddie O'Brien, FSU.....942
- Earned Run Average**
 Lacey Waldrop, FSU.....1.13
- Victories**
 Lacey Waldrop, FSU.....38
- Strikeouts**
 Lacey Waldrop, FSU.....287
- Saves**
 Jessica Nori, FSU.....4
 Savannah King, PITT.....4

2014 Team ACC Statistical Leaders

- Batting Average**
 Notre Dame.....357
- Earned Run Average**
 Florida State.....1.53
- Fielding Percentage**
 Notre Dame.....974
- Scoring**
 Notre Dame.....6.69

Team	Conference					Overall						
	W	L	Pct	Hm	Rd	W	L	T	Pct	Hm	Rd	Neu
Florida State	24	3	.889	12-0	12-3	55	9	0	.859	27-2	15-3	13-4
Notre Dame	16	5	.762	8-2	8-3	41	13	0	.759	13-2	10-7	18-4
Virginia Tech	19	9	.679	10-1	9-8	36	23	0	.610	16-7	10-11	10-5
NC State	16	8	.667	11-3	5-5	36	18	0	.667	22-4	7-7	7-7
North Carolina	14	11	.560	6-8	8-3	24	26	0	.480	7-11	12-10	5-5
Syracuse	12	12	.500	3-7	9-5	24	25	0	.490	6-4	13-12	5-9
Boston College	12	14	.462	7-5	5-9	30	23	0	.566	11-5	7-14	12-4
Georgia Tech	11	17	.393	5-6	6-11	23	24	0	.489	19-14	4-9	0-1
Maryland	7	16	.304	4-4	3-12	11	35	0	.239	8-6	2-12	1-17
Pittsburgh	6	18	.250	5-11	1-7	15	29	0	.341	6-9	3-15	6-5
Virginia	1	25	.038	1-11	0-14	8	43	0	.157	6-16	0-19	2-8
Record vs. Non-ACC Opponents: 158-123, .562												

ACC Tournament Results

- College Park, Md., May 8-10
- Thursday**
- #1 Florida State d. #8 Ga. Tech..... 11-5
 #5 North Carolina d. #4 NC State..... 8-4
 #2 Notre Dame d. #7 Boston Col..... 3-0
 #3 Virginia Tech d. #6 Syracuse..... 10-4
- Friday**
- Florida State d. North Carolina..... 9-1
 Notre Dame d. Virginia Tech..... 9-6
- Saturday**
- Florida State d. Notre Dame..... 3-1

ACC All-Tournament Team

- Tiffani Brown..... FSU
 Celeste Gomez..... FSU
 Kelly Hensley..... FSU
 Maddie O'Brien..... FSU
 Lacey Waldrop..... FSU
 Kendra Lynch..... UNC
 Aquilla Mateen..... UNC
 Karley Wester..... ND
 Laura Winter..... ND
 Danielle Chitkowski..... SYR
 Katey Smith..... VT

Tournament Most Valuable Player

Celeste Gomez, FSU

NCAA Tournament Results

- Regionals, May 16-18
 Super Regionals, May 22-25
 College World Series, May 28-June 4
- Regionals at Tallahassee, Fla.**
- Florida State d. Fordham..... 6-1
 Florida State d. USF..... (11 inn.) 2-0
 Florida State d. USF..... 2-1
- Regionals at Athens, Ga.**
- NC State d. UAB..... 4-0
 NC State d. Georgia..... 5-4
 Georgia d. NC State..... 9-1
 Georgia d. NC State..... 8-0
- Regionals at Los Angeles, Calif.**
- Notre Dame d. Long Beach St..(6 inn.) 8-0
 UCLA d. Notre Dame..... 7-0
 Notre Dame d. Long Beach State.. 10-1
 UCLA d. Notre Dame..... 1-0
- Regionals at Knoxville, Tenn.**
- Virginia Tech d. Lipscomb..... 4-3
 Tennessee d. Virginia Tech...(5 inn.) 12-0
 Lipscomb d. Virginia Tech..... 12-3
- Super Regionals at Tallahassee, Fla.**
- Michigan d. Florida State..... 17-3
 Florida State d. Michigan..... 6-0
 Florida State d. Michigan..... 4-2
- College World Series, Oklahoma City, Okla.**
- Oregon d. Florida State..... 3-0
 Baylor d. Florida State..... 7-2

All-Atlantic Coast Conference Team

- First Team**
- Maddie O'Brien..... FSU
 Courtney Senas..... FSU
 Lacey Waldrop..... FSU
 Maddie Lionberger..... GT
 Kristen Brown..... UNC
 Emily Weiman..... NCS
 Micaela Arizmendi..... ND
 Karley Wester..... ND
 Laura Winter..... ND
 Sydney O'Hara..... SYR
- Second Team**
- Tory Speer..... BC
 Jessica Burroughs..... FSU
 Ashley Thomas..... GT
 Candice Beards..... MD
 Jenna Kelly..... UNC
 Aquilla Mateen..... UNC
 Renada Davis..... NCS
 Emilee Koerner..... ND
 Carly Thea..... PITT
 Lauren Gaskill..... VT
- Third Team**
- Megan Cooley..... BC
 Nicole D'Argento..... BC
 Victoria East..... FSU
 Briana Hamilton..... FSU
 Cassidy Whidden..... ND
 Tori Nirschl..... PITT
 Shirley Daniels..... SYR
 Jasmine Watson..... SYR
 Kylie McGoldrick..... VT
 Katey Smith..... VT

ACC Player of the Year

Maddie O'Brien, FSU

ACC Pitcher of the Year

Lacey Waldrop, FSU

ACC Freshman of the Year

Karley Wester, ND

ACC Coach of the Year

Lonni Alameda, FSU

National College Player of the Year

Lacey Waldrop, FSU (USA Softball)

NFCA All-Americans

- P Lacey Waldrop, FSU..... 1st
 At-L/SS Maddie O'Brien, FSU..... 1st
 1B Micaela Arizmendi, ND..... 2nd
 OF Karley Wester, ND..... 2nd
 OF Emilee Koerner, ND..... 3rd

ACC Players of the Week

- Feb. 10..... Maddie O'Brien, FSU
 Feb. 17..... Karley Wester, ND
 Feb. 24..... Tory Speer, BC
 March 3..... Renada Davis, NCS

- March 10..... Renada Davis, NCS
 March 17..... Sydney O'Hara, SYR
 March 24..... Bailey Schinella, FSU
 March 31..... Maggie Sevilla, PITT
 April 7..... Maddie O'Brien, FSU
 April 14..... Sydney O'Hara, SYR
 April 21..... Maddie O'Brien, FSU
 April 28..... Jasmine Watson, NCS
 May 5..... Emilee Koerner, ND

ACC Pitchers of the Week

- Feb. 10..... Lacey Waldrop, FSU
 Feb. 17..... Kylie Kleinschmidt, GT
 Feb. 24..... Lacey Waldrop, FSU
 March 3..... Lacey Waldrop, FSU
 March 10..... Laura Winter, ND
 March 17..... Lacey Waldrop, FSU
 March 24..... Lacey Waldrop, FSU
 March 31..... Lacey Waldrop, FSU
 April 7..... Lacey Waldrop, FSU
 April 14..... Maggie Tyler, VT
 April 21..... Jessica Burroughs, FSU
 April 28..... Laura Winter, ND
 May 5..... Laura Winter, ND

All-ACC Academic Team

- Boston College (3)**
 Megan Cooley..... Tory Speer
 Nicole D'Argento
- Florida State (4)**
 Kelly Hensley..... Bailey Schinella
 Jessica Nori..... Lacey Waldrop
- Georgia Tech (2)**
 Hayley Downs..... Alysha Rudnik
- Maryland (1)**
 Shannon Bustillos
- North Carolina (3)**
 Kristen Brown..... Lori Spingola
 Jenna Kelly
- NC State (3)**
 Kirsten Grant..... Emily Weiman
 Lana Van Dyken
- Notre Dame (3)**
 Katey Haus..... Cassidy Whidden
 Jenna Simon
- Pittsburgh (1)**
 Carly Thea
- Syracuse (2)**
 Shirley Daniels..... Julie Wambold
 Marcy Bowdren..... Stephanie Harris
- Virginia Tech (6)**
 Dani Anderson..... Kylie McGoldrick
 Vanessa Gonzalez..... Katey Smith
 Kelly Heinz..... Maggie Tyler

ACC Softball Scholar-Athlete of the Year

Tory Speer, BC



2014 TEAM GAME HIGHS

Batting

At bats:	38	-	at Notre Dame (Apr 13, 2014)
Runs scored:	15	-	at Virginia (Mar 09, 2014)
Hits:	18	-	at Virginia (Mar 09, 2014)
RBIs:	15	-	at Virginia (Mar 09, 2014)
Doubles:	6	-	at Virginia (Mar 09, 2014)
	6	-	at Pitt (Apr 16, 2014)
Triples:	2	-	vs Georgia Tech (Apr 26, 2014)
Home runs:	4	-	vs Michigan (May 23, 2014)
Total bases:	29	-	at Virginia (Mar 09, 2014)
Walks:	12	-	vs Georgia Tech (May 08, 2014 at College Park, Md.)
Strikeouts:	11	-	vs USF (May 17, 2014)
Sac hits:	2	-	vs UTEP (Feb 08, 2014 at Las Cruces, N.M.)
	2	-	vs Syracuse (Apr 19, 2014)
Sac flies:	2	-	vs Maryland (Apr 05, 2014)
	2	-	vs Fordham (May 16, 2014)
Stolen bases:	5	-	vs Southern Miss (Feb 16, 2014)
Hit by pitch:	2	-	vs Nebraska (Feb 09, 2014 at Las Cruces, N.M.)
Caught stealing:	2	-	vs Purdue (Mar 01, 2014 at Tuscaloosa, AL)
	2	-	vs USF (May 17, 2014)
Runners LOB:	12	-	at Notre Dame (Apr 13, 2014)
Hit into DP:	2	-	(7 times)

Fielding

Putouts:	33	-	vs USF (May 17, 2014)
Assists:	13	-	vs Boston College (Mar 22, 2014 at Smithfield, R.I.)
Errors:	5	-	vs Nebraska (Feb 07, 2014 at Las Cruces, N.M.)
Passed balls:	2	-	vs Michigan (May 22, 2014)
DPs turned:	1	-	(15 times)

Pitching

Innings pitched:	11.0	-	vs USF (May 17, 2014)
Runs allowed:	17	-	vs Michigan (May 22, 2014)
Earned runs:	12	-	vs Michigan (May 22, 2014)
Walks allowed:	7	-	vs Georgia Tech (May 08, 2014 at College Park, Md.)
	7	-	vs Michigan (May 22, 2014)
Strikeouts:	15	-	vs UCF (Feb 19, 2014)
Hits allowed:	15	-	vs Michigan (May 22, 2014)
Doubles allowed:	2	-	(11 times)
Triples allowed:	1	-	vs Maryland (Apr 06, 2014)
Homers allowed:	2	-	vs Maryland (Apr 05, 2014)
	2	-	at Notre Dame (Apr 13, 2014)
	2	-	vs Baylor (May 31, 2014 at Oklahoma City, Okla.)
Wild pitches:	3	-	vs Maryland (Apr 05, 2014)
Hit batters:	2	-	vs Nebraska (Feb 09, 2014 at Las Cruces, N.M.)
	2	-	vs Georgia Tech (Apr 26, 2014)
	2	-	vs Michigan (May 22, 2014)



2014 INDIVIDUAL GAME HIGHS

Batting

At bats:	5	-	(10 times)
Runs scored:	4	-	Tiffani Brown vs Saint Mary's (Feb 08, 2014 at Las Cruces, NM)
Hits:	3	-	(20 times)
RBI's:	5	-	Maddie O'Brien vs Saint Mary's (Feb 08, 2014 at Las Cruces, NM)
	5	-	Maddie O'Brien vs Georgia Tech (May 08, 2014 at College Park, Md.)
Doubles:	2	-	(5 times)
Triples:	1	-	(13 times)
Home runs:	2	-	(4 times)
Total bases:	10	-	Maddie O'Brien at Pitt (Apr 16, 2014)
Walks:	4	-	Maddie O'Brien at Pitt (Apr 16, 2014)
Strikeouts:	3	-	Ellie Cooper at Alabama (Mar 01, 2014)
	3	-	Briana Hamilton vs USF (May 17, 2014)
	3	-	Tiffani Brown vs Michigan (May 23, 2014)
Sac hits:	2	-	Tiffani Brown vs Syracuse (Apr 19, 2014)
Sac flies:	1	-	(21 times)
Stolen bases:	3	-	Tiffani Brown vs Saint Mary's (Feb 08, 2014 at Las Cruces, NM)
	3	-	Tiffani Brown vs Southern Miss (Feb 16, 2014)
Hit by pitch:	1	-	(14 times)
Caught stealing:	1	-	(18 times)
Runners LOB:	8	-	Ellie Cooper at Alabama (Mar 02, 2014)

Fielding

Putouts:	15	-	Victoria East vs USF (May 17, 2014)
Assists:	7	-	Maddie O'Brien at Virginia (Mar 09, 2014)
	7	-	Briana Hamilton vs Maryland (Apr 06, 2014)
	7	-	Tiffani Brown vs Michigan (May 23, 2014)
Errors:	3	-	Maddie O'Brien at Notre Dame (Apr 13, 2014)
Passed balls:	2	-	Celeste Gomez vs Michigan (May 22, 2014)

Pitching

Innings pitched:	11.0	-	Lacey Waldrop vs USF (May 17, 2014)
Runs allowed:	9	-	Jessica Nori at Virginia (Mar 08, 2014)
Earned runs:	7	-	Jessica Burroughs at Notre Dame (Apr 13, 2014)
Walks allowed:	5	-	Lacey Waldrop vs Michigan (May 22, 2014)
Strikeouts:	14	-	Lacey Waldrop vs UCF (Feb 19, 2014)
	14	-	Lacey Waldrop vs Florida A&M (Mar 26, 2014)
Hits allowed:	11	-	Jessica Burroughs at Notre Dame (Apr 13, 2014)
Doubles allowed:	2	-	(7 times)
Triples allowed:	1	-	Jessica Burroughs vs Maryland (Apr 06, 2014)
Homers allowed:	2	-	Jessica Burroughs at Notre Dame (Apr 13, 2014)
Wild pitches:	2	-	Lacey Waldrop at Alabama (Mar 01, 2014)
	2	-	Jessica Burroughs vs Maryland (Apr 05, 2014)
Hit batters:	2	-	Lacey Waldrop vs Nebraska (Feb 09, 2014 at Las Cruces, N.M.)
	2	-	Jessica Burroughs vs Georgia Tech (Apr 26, 2014)
	2	-	Jessica Nori vs Michigan (May 22, 2014)



2014 GAME-BY-GAME RESULTS

Date	Opponent	Score	Inns	Overall	ACC	Pitcher of record	Attend	Time
Feb 07, 2014	vs #9 Nebraska	L 3-4	7	0-1-0	0-0-0	Waldrop, L. (L 0-1)	348	2:20
Feb 07, 2014	at New Mexico State	w 11-0	5	1-1-0	0-0-0	Burroughs, J (W 1-0)	348	2:32
Feb 08, 2014	vs UTEP	w 8-0	5	2-1-0	0-0-0	Waldrop, L. (W 1-1)	434	1:45
Feb 08, 2014	vs Saint Mary's	w 12-3	6	3-1-0	0-0-0	Burroughs, J (W 2-0)	434	1:40
Feb 09, 2014	vs #9 Nebraska	w 5-1	7	4-1-0	0-0-0	Waldrop, L. (W 2-1)	313	2:16
Feb 14, 2014	SOUTHERN MISS	w 5-1	7	5-1-0	0-0-0	Burroughs, J (W 3-0)	265	1:53
Feb 14, 2014	NORTH DAKOTA STATE	w 4-1	7	6-1-0	0-0-0	Waldrop, L. (W 3-1)	185	1:36
Feb 15, 2014	NORTH DAKOTA STATE	w 9-0	5	7-1-0	0-0-0	Waldrop, L. (W 4-1)	428	1:39
Feb 15, 2014	SOUTHERN MISS	w 11-0	5	8-1-0	0-0-0	Burroughs, J (W 4-0)	412	1:33
Feb 16, 2014	SOUTHERN MISS	w 12-0	5	9-1-0	0-0-0	Burroughs, J (W 5-0)	209	1:27
Feb 16, 2014	NORTH DAKOTA STATE	w 5-0	7	10-1-0	0-0-0	Waldrop, L. (W 5-1)	173	2:02
Feb 19, 2014	UCF	w 6-1	7	11-1-0	0-0-0	Waldrop, L. (W 6-1)	422	2:04
Feb 21, 2014	CHARLESTON SOUTHERN	w 8-2	7	12-1-0	0-0-0	Burroughs, J (W 6-0)	218	2:09
Feb 22, 2014	UC SANTA BARBARA	w 5-2	7	13-1-0	0-0-0	Waldrop, L. (W 7-1)	529	1:45
Feb 26, 2014	at #25 Auburn	w 5-4	7	14-1-0	0-0-0	Waldrop, L. (W 8-1)	753	2:16
Feb 28, 2014	vs Houston	w 7-1	7	15-1-0	0-0-0	Waldrop, L. (W 9-1)	2268	1:53
Feb 28, 2014	vs Purdue	w 2-1	7	16-1-0	0-0-0	Burroughs, J (W 7-0)	2268	2:02
Mar 01, 2014	vs Purdue	w 4-1	7	17-1-0	0-0-0	Burroughs, J (W 8-0)	2988	2:09
Mar 01, 2014	at #11 Alabama	L 0-1	7	17-2-0	0-0-0	Waldrop, L. (L 9-2)	2988	2:30
Mar 02, 2014	at #11 Alabama	w 5-1	7	18-2-0	0-0-0	Waldrop, L. (W 10-2)	2822	2:20
* Mar 08, 2014	at Virginia	L 9-11	7	18-3-0	0-1-0	Nori, J. (L 0-1)	471	2:15
* Mar 08, 2014	at Virginia	w 8-0	5	19-3-0	1-1-0	Burroughs, J (W 9-0)	402	1:09
* Mar 09, 2014	at Virginia	w 15-0	5	20-3-0	2-1-0	Waldrop, L. (W 11-2)	145	1:30
* Mar 11, 2014	vs Virginia Tech	w 12-0	5	21-3-0	3-1-0	Waldrop, L. (W 12-2)	154	1:37
* Mar 11, 2014	vs Virginia Tech	L 4-5	7	21-4-0	3-2-0	Burroughs, J (L 9-1)	154	2:27
Mar 12, 2014	at Florida Gulf Coast	w 5-0	7	22-4-0	3-2-0	Waldrop, L. (W 13-2)	426	1:36
* Mar 15, 2014	NC STATE-1	w 4-1	7	23-4-0	4-2-0	Waldrop, L. (W 14-2)	470	2:07
* Mar 15, 2014	NC STATE-2	w 4-2	7	24-4-0	5-2-0	Waldrop, L. (W 15-2)	470	1:49
* Mar 16, 2014	NC STATE	w 5-1	7	25-4-0	6-2-0	Burroughs, J (W 10-1)	197	1:52
Mar 19, 2014	at North Florida	w 11-1	6	26-4-0	6-2-0	Waldrop, L. (W 16-2)	492	1:54
Mar 19, 2014	at North Florida	w 8-0	5	27-4-0	6-2-0	Burroughs, J (W 11-1)	492	1:33
* Mar 22, 2014	vs Boston College	w 5-1	7	28-4-0	7-2-0	Waldrop, L. (W 17-2)	100	2:16
* Mar 22, 2014	vs Boston College-2	w 5-1	7	29-4-0	8-2-0	Burroughs, J (W 12-1)	100	2:06
* Mar 23, 2014	vs Boston College	w 8-0	5	30-4-0	9-2-0	Waldrop, L. (W 18-2)	79	1:50
Mar 26, 2014	FLORIDA A&M	w 8-0	6	31-4-0	9-2-0	Waldrop, L. (W 19-2)	390	1:47
* Mar 30, 2014	at North Carolina-1	w 6-0	7	32-4-0	10-2-0	Waldrop, L. (W 20-2)	672	2:00
* Mar 30, 2014	at North Carolina-2	w 5-3	7	33-4-0	11-2-0	Waldrop, L. (W 21-2)	373	2:30
* Mar 31, 2014	at North Carolina	w 5-1	7	34-4-0	12-2-0	Waldrop, L. (W 22-2)	712	2:16
Apr 02, 2014	at #6 Florida	w 3-2	(8)	35-4-0	12-2-0	Waldrop, L. (W 23-2)	1710	2:29
* Apr 05, 2014	MARYLAND-1	w 10-2	5	36-4-0	13-2-0	Waldrop, L. (W 24-2)	230	1:38
* Apr 05, 2014	MARYLAND-2	w 14-6	6	37-4-0	14-2-0	Waldrop, L. (W 25-2)	220	2:35
* Apr 06, 2014	MARYLAND	w 7-5	7	38-4-0	15-2-0	Burroughs, J (W 13-1)	225	2:23
Apr 09, 2014	#8 FLORIDA	L 2-4	7	38-5-0	15-2-0	Waldrop, L. (L 25-3)	1420	2:05
* Apr 13, 2014	at #23 Notre Dame-1	L 5-8	7	38-6-0	15-3-0	Waldrop, L. (L 25-4)	-	1:55
* Apr 13, 2014	at #23 Notre Dame-2	w 9-7	(9)	39-6-0	16-3-0	Waldrop, L. (W 26-4)	-	2:54
* Apr 16, 2014	at Pitt-1	w 5-2	7	40-6-0	17-3-0	Waldrop, L. (W 27-4)	127	2:00
* Apr 16, 2014	at Pitt-2	w 10-3	7	41-6-0	18-3-0	Burroughs, J (W 14-1)	120	2:30
* Apr 19, 2014	SYRACUSE-1	w 7-1	7	42-6-0	19-3-0	Waldrop, L. (W 28-4)	390	1:58
* Apr 19, 2014	SYRACUSE-2	w 5-0	7	43-6-0	20-3-0	Burroughs, J (W 15-1)	275	1:54
* Apr 20, 2014	SYRACUSE	w 9-1	6	44-6-0	21-3-0	Waldrop, L. (W 29-4)	330	1:59
* Apr 26, 2014	GEORGIA TECH-1	w 5-1	7	45-6-0	22-3-0	Waldrop, L. (W 30-4)	575	1:53
* Apr 26, 2014	GEORGIA TECH-2	w 4-0	7	46-6-0	23-3-0	Burroughs, J (W 16-1)	514	1:37
* Apr 27, 2014	GEORGIA TECH	w 3-0	7	47-6-0	24-3-0	Waldrop, L. (W 31-4)	481	1:53
May 08, 2014	vs Georgia Tech	w 11-5	7	48-6-0	24-3-0	Burroughs, J (W 17-1)	0	2:51
May 09, 2014	vs North Carolina	w 9-1	5	49-6-0	24-3-0	Waldrop, L. (W 32-4)	0	1:57
May 10, 2014	vs #20 Notre Dame	w 3-1	7	50-6-0	24-3-0	Waldrop, L. (W 33-4)	476	1:39
May 16, 2014	FORDHAM	w 6-1	7	51-6-0	24-3-0	Waldrop, L. (W 34-4)	1009	2:00
May 17, 2014	USF	w 2-0	(11)	52-6-0	24-3-0	Waldrop, L. (W 35-4)	596	3:44
May 18, 2014	USF	w 2-1	7	53-6-0	24-3-0	Waldrop, L. (W 36-4)	738	2:11
May 22, 2014	#13 MICHIGAN	L 3-17	6	53-7-0	24-3-0	Waldrop, L. (L 36-5)	1162	2:49
May 23, 2014	#13 MICHIGAN	w 6-0	7	54-7-0	24-3-0	Waldrop, L. (W 37-5)	0	2:13
May 23, 2014	#13 MICHIGAN	w 4-2	7	55-7-0	24-3-0	Waldrop, L. (W 38-5)	1075	2:24
May 29, 2014	vs Oregon	L 0-3	7	55-8-0	24-3-0	Waldrop, L. (L 38-6)	7846	2:22
May 31, 2014	vs Baylor	L 2-7	7	55-9-0	24-3-0	Waldrop, L. (L 38-7)	0	2:32

* = Conference game
 () extra inning game



2014 BOX SCORES

2014 Florida State Softball #9 Nebraska vs #12 Florida State Feb 07, 2014 at Las Cruces, N.M. (NMSU Softball Cmplx)

Nebraska 4 (2-0)

Player	ab	r	h	rbt	bb	so	po	a	lob
Stokes, Kiki cf	4	0	2	0	0	0	0	0	0
Edwards, Tatum p	3	1	0	0	1	0	0	2	0
Edwards, Taylor c	4	0	2	1	0	0	6	1	3
Decker, Hailey 2b	4	0	1	0	0	0	3	3	1
Muir, Kylee lf	4	1	1	0	0	1	0	0	0
Fowler, Mattie 1b	4	0	1	1	0	11	0	0	0
Woolman, Kat pr	0	1	0	0	0	0	0	0	0
Knighten, Marjani 3b	3	0	1	0	1	0	3	0	0
Armstrong, Alicia ss	3	0	1	0	1	0	3	1	0
Tyson, Dawna ph	1	0	0	0	0	0	0	0	0
Urness, Austen rf	4	1	1	0	2	0	0	4	0
Lockman, Emily dp	0	0	0	0	0	0	0	0	0
Totals	34	4	10	2	2	4	21	12	11

Score by Innings	1	2	3	4	5	6	7	R	H	E	
Nebraska	0	0	2	0	0	0	0	2	4	10	2
Florida State	1	0	0	1	0	1	0	3	5	5	

E - Decker(1); Armstrong(1); Brown, T.(1); O'Brien, M. 2(2); Hensley, K.(1); Waldrop, L.(1). LOB - Huskers 11; Seminoles 4. 2B - Urness(1); Hartness, S.(1). HR - O'Brien, M.(1). SB - Stokes(1); Hamilton, B.(1). CS - Senas, C.(1).

Nebraska	ip	h	r	er	bb	so	ab	bf	np
Edwards, Tatum	7.0	5	3	3	1	6	27	28	119

Florida State 3 (0-1)

Player	ab	r	h	rbt	bb	so	po	a	lob
Tiffany Brown 2b	4	1	1	0	0	1	2	2	1
Courtney Senas cf	2	0	0	0	1	0	1	0	0
Maddie O'Brien ss	3	1	2	2	0	1	2	1	0
Kelly Hensley lf	3	0	0	0	0	1	2	0	0
Lauren Harris rf	0	0	0	0	0	0	0	0	0
Briana Hamilton 3b	3	0	0	0	0	1	0	4	0
Victoria East dp	3	1	1	0	0	0	0	0	2
Stephanie Hartness rf/lf	3	0	1	1	0	0	0	0	0
Celeste Gomez c	3	0	0	0	1	6	1	1	0
Ellie Cooper 1b	3	0	0	0	1	8	0	0	0
Lacey Waldrop p	0	0	0	0	0	0	1	0	0
Totals	27	3	5	3	1	6	21	9	4

Score by Innings	1	2	3	4	5	6	7	R	H	E	
Florida State	1	2	2	4	2	11	10	1	10	1	
New Mexico State	0	0	0	0	0	0	2	2	2	2	

E - Burroughs, J; Rodriguez; Nakamura, B. LOB - Seminoles 7; NMSU 6. 2B - Senas, C.; Cooper, E.. HR - O'Brien, M.. HBP - Dodd. SF - Brown, T.. SB - Brown, T.; Padilla. CS - Senas, C..

Florida State	ip	h	r	er	bb	so	ab	bf	np
Lacey Waldrop	7.0	10	4	2	2	4	34	36	128

Win - Edwards, Tat (1-0). Loss - Waldrop, L. (0-1). Save - None.
Pitches/strikes: Edwards, Tat 119/76; Waldrop, L. 128/81.

Umpires - HP: Scott Cochran 1B: Hank Carrera 3B: Robert Marcialis
Start: 3:37 pm Time: 2:20 Attendance: 348

2014 Florida State Softball #15 Florida State at New Mexico State Feb 07, 2014 at Las Cruces, NM (NM State SB Complex)

Florida State 11 (1-1)

Player	ab	r	h	rbt	bb	so	po	a	lob
Tiffany Brown 2b	1	3	1	1	2	0	0	1	0
Corey Hendrickson 2b	0	0	0	0	0	0	0	0	0
Courtney Senas cf	3	2	2	1	1	0	1	0	0
Maddie O'Brien ss/dp	4	1	1	3	0	0	1	0	0
Briana Hamilton 3b	2	2	1	0	2	2	1	0	0
Victoria East dp/1b	4	0	1	1	0	2	0	1	0
Stephanie Hartness lf	3	1	2	2	0	0	0	0	0
Lauren Harris pr/lf	1	0	0	0	1	3	0	1	0
Ellie Cooper 1b/ss	1	1	1	1	2	0	2	0	0
Macey Cheatham c	0	1	0	0	2	0	6	0	0
Bailey Schinella ph	1	0	0	0	0	0	0	0	0
Alex Kossoff rf/lf	2	0	1	1	0	0	0	2	0
Victoria Daddis ph	1	0	0	0	0	0	0	2	0
Jessica Burroughs p	0	0	0	0	0	0	0	0	0
Jessica Nori p	0	0	0	0	0	0	0	0	0
Totals	23	11	10	10	9	3	15	2	7

Score by Innings	1	2	3	4	5	6	7	R	H	E	
Florida State	1	2	2	4	2	11	10	1	10	1	
New Mexico State	0	0	0	0	0	0	2	2	2	2	

E - Burroughs, J; Rodriguez; Nakamura, B. LOB - Seminoles 7; NMSU 6. 2B - Senas, C.; Cooper, E.. HR - O'Brien, M.. HBP - Dodd. SF - Brown, T.. SB - Brown, T.; Padilla. CS - Senas, C..

Florida State	ip	h	r	er	bb	so	ab	bf	np
Jessica Burroughs	4.0	1	0	0	2	4	14	17	69
Jessica Nori	1.0	1	0	0	0	2	4	4	17

New Mexico State 0 (0-1)

Player	ab	r	h	rbt	bb	so	po	a	lob
Dohrwardt, Chelsea rf	3	0	1	0	0	0	2	0	0
Covarrubias, Kristi ss/2b	2	0	0	0	0	1	0	1	0
Nakamura, Hailey ph	1	0	0	0	1	0	0	0	0
Rodriguez, Staci cf	3	0	0	0	2	1	0	1	0
Dodd, Kelsey 1b	1	0	0	0	0	0	6	0	0
Rother, Lacey dp	2	0	1	0	1	0	0	2	0
Hoochull, Misty pr	0	0	0	0	0	0	0	0	0
Padilla, Malena lf	1	0	0	0	1	0	1	0	0
Nakamura, Brenna 2b	1	0	0	0	1	1	0	0	0
Finau, Fiana ph/ss	0	0	0	1	0	0	1	0	0
Ruiz, Alyssa c	1	0	0	0	0	0	3	0	0
Chandler, Susie ph	1	0	0	0	0	0	0	2	0
Adams, Emma 3b	2	0	0	0	0	1	0	1	0
Donisthorpe, Karysta p	0	0	0	0	0	0	0	2	0
Diaz, Nikki p	0	0	0	0	0	0	0	1	0
Walker, Celscha p	0	0	0	0	0	0	0	0	0
Totals	18	0	2	0	2	6	15	5	6

Score by Innings	1	2	3	4	5	6	7	R	H	E	
Florida State	1	2	2	4	2	11	10	1	10	1	
New Mexico State	0	0	0	0	0	0	2	2	2	2	

E - Burroughs, J; Rodriguez; Nakamura, B. LOB - Seminoles 7; NMSU 6. 2B - Senas, C.; Cooper, E.. HR - O'Brien, M.. HBP - Dodd. SF - Brown, T.. SB - Brown, T.; Padilla. CS - Senas, C..

New Mexico State	ip	h	r	er	bb	so	ab	bf	np
Donisthorpe, Karysta	2.2	4	5	5	5	1	10	16	70
Diaz, Nikki	0.1	3	4	4	2	0	4	6	23
Walker, Celscha	2.0	3	2	2	2	2	9	11	48

Win - Burroughs, J (1-0). Loss - Donisthorpe (0-1). Save - None.
WP - Burroughs, J; Donisthorpe 2. HBP - by Burroughs, J (Dodd). PB - Cheatham, M.. Pitches/strikes: Burroughs, J 69/40; Nori, J. 17/14; Donisthorpe 70/36; Diaz 23/11; Walker 48/29.

Umpires - HP: Matt Johnson 1B: David Willems 3B: Michael Hernandez
Start: 5:20pm Time: 2:32 Attendance: 348
Diaz faced 4 batters in the 4th.

2014 Florida State Softball #15 Florida State vs UTEP Feb 08, 2014 at Las Cruces, N.M. (NM State SB Complex)

Florida State 8 (2-1)

Player	ab	r	h	rbt	bb	so	po	a	lob
Tiffany Brown 2b	3	2	1	0	1	0	1	1	2
Courtney Senas cf	4	2	2	1	0	0	1	0	0
Maddie O'Brien ss	3	1	2	2	0	1	2	3	0
Lauren Harris rf	0	0	0	0	0	0	0	0	0
Briana Hamilton 3b	2	2	1	0	1	0	2	0	0
Victoria East dp/1b	4	1	3	1	0	0	2	0	0
Stephanie Hartness lf	3	0	1	1	0	0	4	0	0
Ellie Cooper 1b/ss	2	0	1	1	0	4	1	0	0
Macey Cheatham c	2	0	0	0	0	5	0	1	0
Celeste Gomez ph/c	0	0	0	0	1	0	1	0	0
Alex Kossoff rf	2	0	2	0	0	0	0	0	0
Bailey Schinella p	0	0	0	0	0	0	1	0	0
Lacey Waldrop p	0	0	0	0	0	0	2	0	0
Totals	25	8	13	6	4	0	15	9	10

Score by Innings	1	2	3	4	5	6	7	R	H	E	
Florida State	4	1	0	2	1	8	13	2	1	1	
UTEP	0	0	0	0	0	0	3	1	1	1	

E - Hamilton, B. 2; Wade, T. DP - Seminoles 1. LOB - Seminoles 10; UTEP 5. 2B - Senas, C.. 3B - East, V.. HBP - Hamilton, B.. SH - O'Brien, M.; Kossoff, A.; Leasau, A. SF - Cooper, E.. SB - Brown, T.; Senas, C..

Florida State	ip	h	r	er	bb	so	ab	bf	np
Lacey Waldrop	4.0	2	0	0	1	4	14	16	53
Bailey Schinella	1.0	1	0	0	0	0	4	4	12

Win - Waldrop, L. (1-1). Loss - Harrowood, E (0-1). Save - None.
WP - Waldrop, L.; Harrowood, E.; Grohmann, T. HBP - by Grohmann, T (Hamilton, B.). PB - Tourtillot.
Pitches/strikes: Waldrop, L. 53/41; Schinella, B. 12/9; Harrowood, E. 53/28; Grohmann, T. 62/31.

Umpires - HP: David Willems 1B: Michael Hernandez 3B: Matt Johnson
Start: 9:30 am Time: 1:45 Attendance: 434
Weather: 42° light wind

UTEP 0 (1-2)

Player	ab	r	h	rbt	bb	so	po	a	lob
Alvillar, Samantha 2b	2	0	2	0	1	0	2	3	0
Arcuri, Erika cf	3	0	0	0	0	1	1	0	1
Netane, Kawehi 3b	2	0	1	0	0	1	1	3	0
Leasau, Alanna 1b	1	0	0	0	1	6	0	1	0
Pearson, Danielle dp	2	0	0	0	0	0	0	0	0
Rasmason, Morgan pr	0	0	0	0	0	0	0	0	0
Black, Kayla rf	2	0	0	0	0	1	0	0	0
Tourtillot, Brianna c	2	0	0	0	0	1	1	2	0
Montiel, Miraya ss	1	0	0	0	1	1	1	1	1
Eldridge, Ashley ph	1	0	0	0	0	0	0	0	0
Wade, Tahla lf	2	0	0	0	0	2	0	0	0
Harrowood, Erika p	0	0	0	0	0	0	1	0	0
Grohmann, Taylor p	0	0	0	0	0	0	0	0	0
Totals	18	0	3	0	1	4	15	9	5

Score by Innings	1	2	3	4	5	6	7	R	H	E	
Florida State	4	1	0	2	1	8	13	2	1	1	
UTEP	0	0	0	0	0	0	3	1	1	1	

E - Hamilton, B. 2; Wade, T. DP - Seminoles 1. LOB - Seminoles 10; UTEP 5. 2B - Senas, C.. 3B - East, V.. HBP - Hamilton, B.. SH - O'Brien, M.; Kossoff, A.; Leasau, A. SF - Cooper, E.. SB - Brown, T.; Senas, C..

UTEP	ip	h	r	er	bb	so	ab	bf
------	----	---	---	----	----	----	----	----

FLORIDA STATE®

EIGHT WOMEN'S COLLEGE WORLD SERIES APPEARANCES • 12 ACC CHAMPIONSHIPS

2014 BOX SCORES

**2014 Florida State Softball
#12 Florida State vs #9 Nebraska
Feb 09, 2014 at Las Cruces, N.M. (NMSU Softball Cmplx)**

Florida State 5 (4-1)										Nebraska 1 (3-1)									
Player	ab	r	h	rbi	bb	so	po	a	lob	Player	ab	r	h	rbi	bb	so	po	a	lob
Tiffany Brown 2b	5	0	3	3	0	1	3	2	2	Stokes, Kiki cf	3	0	1	0	1	0	0	0	0
Courtney Senas cf	4	1	1	0	1	2	0	0	0	Edwards, Taylor c	3	1	1	0	0	0	7	1	0
Maddie O'Brien ss	2	1	1	0	1	0	1	0	0	Decker, Hailey 2b	3	0	1	0	0	0	4	1	0
Briana Hamilton 3b	3	0	2	1	1	0	1	3	0	Muir, Kylee lf	3	0	1	1	0	0	1	2	2
Victoria East dp	4	0	0	0	2	0	0	2	2	Fowler, Mattie 1b	3	0	0	0	2	6	0	4	0
Stephanie Hartness if	1	0	1	0	3	0	1	0	0	Knightsen, Marjani 3b	3	0	0	0	0	2	3	0	0
Ellie Cooper 1b	3	1	0	0	0	10	0	3	3	Urness, Austen rf	2	0	0	0	0	0	0	0	0
Macey Cheatham c	2	0	0	0	1	1	0	0	0	Tyson, Dawna dp	3	0	0	0	0	0	0	0	1
Celeste Gomez ph/c	2	0	1	0	0	2	1	3	3	Armstrong, Alicia ss	3	0	0	0	1	1	4	0	0
Lauren Harris pr	0	1	0	0	0	0	0	0	0	Lockman, Emily p	0	0	0	0	0	0	0	3	0
Alex Kossoff rf	3	1	2	0	1	0	1	0	0	Totals	26	1	4	1	1	3	21	14	7
Lacey Waldrop p	0	0	0	0	0	0	0	0	0										
Totals	29	5	11	5	6	5	21	7	11										

Score by Innings										
	1	2	3	4	5	6	7	R	H	E
Florida State	0	0	1	1	3	0	0	5	11	1
Nebraska	0	0	1	0	0	0	0	1	4	0

E - Hamilton, B.. LOB - Seminoles 11; Huskers 7. 2B - Brown, T.; Hamilton, B.. 3B - Brown, T.. HBP - O'Brien, M.; Cooper, E.; Edwards, Tay; Urness. CS - Kossoff, A..

Florida State										Nebraska									
Player	ip	h	r	er	bb	so	ab	bf	np	Player	ip	h	r	er	bb	so	ab	bf	np
Lacey Waldrop	7.0	4	1	0	1	3	26	29	113	Lockman, Emily	7.0	11	5	5	6	5	29	37	146

Win - Waldrop, L. (2-1). Loss - Lockman (1-1). Save - None.
HBP - by Lockman (O'Brien, M.); by Lockman (Cooper, E.); by Waldrop, L. (Edwards, Tay); by Waldrop, L. (Urness).
Pitches/strikes: Waldrop, L. 113/74; Lockman 146/83.

Umpires - HP: Matt Johnson 1B: David Williams 3B: Michael Hernandez
Start: 10:03 am Time: 2:16 Attendance: 313

**2014 Florida State Softball
North Dakota State at #12 Florida State
Feb 14, 2014 at Tallahassee, Fla. (JoAnne Graf Field)**

North Dakota State 1 (4-2)										Florida State 4 (6-1)									
Player	ab	r	h	rbi	bb	so	po	a	lob	Player	ab	r	h	rbi	bb	so	po	a	lob
Alex Sobrero cf	3	1	1	0	0	0	1	0	0	Tiffany Brown 2b	3	1	1	0	0	0	2	0	0
Logan Moreland ss	3	0	1	0	2	1	2	0	0	Courtney Senas cf	3	0	0	0	1	2	0	0	0
Cheyenne Garcia 2b	3	0	1	0	0	2	1	0	0	Maddie O'Brien ss	2	1	0	1	0	1	1	0	1
Amanda Grable 3b	3	0	0	0	1	1	2	2	0	Briana Hamilton 3b	2	1	0	0	1	1	0	2	1
Jenna Ortega c	3	0	0	0	2	2	1	0	0	Victoria East 1b/dp	3	0	2	2	0	0	4	0	0
M. Lopez-Portillo lf	3	0	0	0	3	3	1	0	0	Bailey Schinella dp	3	0	0	0	1	0	0	1	0
Jenna Isbel rf	3	0	1	0	0	1	0	0	0	Lauren Harris lf	0	0	0	0	0	0	0	0	0
Brandi Enriquez 1b	2	0	0	0	0	7	0	1	1	Ellie Cooper lf/1b	2	0	0	0	0	0	3	0	0
Danielle Renner dp	2	0	0	0	0	0	0	0	0	Celeste Gomez c	1	0	0	0	1	0	8	0	0
Tabby Bayers p	2	0	0	0	0	0	1	0	0	Bella D'Errico pr	0	0	0	0	0	0	0	0	0
Totals	25	1	4	1	0	8	18	8	3	Alex Kossoff rf	2	1	0	0	0	0	1	0	0
										Lacey Waldrop p	0	0	0	0	0	0	0	2	0
										Totals	21	4	4	2	3	3	21	5	2

Score by Innings										
	1	2	3	4	5	6	7	R	H	E
North Dakota State	0	0	1	0	0	0	0	1	4	1
Florida State	0	0	0	0	4	X	4	4	2	

E - Ortega(2); East, V.; Gomez, C.(1). DP - Bison 2. LOB - Bison 3; Seminoles 2. 2B - Sobrero(3); Isbel(1); O'Brien, M.(1); East, V.(1). SB - Senas, C.(3). CS - East, V.(1).

North Dakota State										Florida State									
Player	ip	h	r	er	bb	so	ab	bf	np	Player	ip	h	r	er	bb	so	ab	bf	np
Tabby Bayers	6.0	4	4	4	3	3	21	24	108	Lacey Waldrop	7.0	4	1	1	0	8	25	25	79

Win - Waldrop, L. (3-1). Loss - Bayers (1-1). Save - None.
WP - Bayers 2(3). BK - Bayers(1). Pitches/strikes: Bayers 108/68; Waldrop, L. 79/61.

Umpires - HP: Shawn Schumacher 1B: Newton Babb 3B: Matt Dial
Start: 6:30 pm Time: 1:36 Attendance: 185
Weather: 58 deg, Mostly Cloudy, SW at 8

**2014 Florida State Softball
Southern Miss at #12 Florida State
Feb 14, 2014 at Tallahassee, Fla. (JoAnne Graf Field)**

Southern Miss 1 (0-5)										Florida State 5 (5-1)									
Player	ab	r	h	rbi	bb	so	po	a	lob	Player	ab	r	h	rbi	bb	so	po	a	lob
RODGERS, Shelbee rf	2	0	0	0	0	1	1	0	0	Tiffany Brown 2b	4	3	3	0	0	0	0	2	2
NELSON, Meaghan ph	1	0	0	0	1	0	0	0	0	Courtney Senas cf	3	0	1	1	0	1	1	0	0
MCKEEVER, Morgan ss	3	1	1	0	1	2	2	2	2	Maddie O'Brien ss	2	0	2	3	0	0	0	1	0
SHER, Mackenzie dp	3	0	1	1	0	1	0	1	1	Briana Hamilton 3b	2	0	0	0	1	2	0	0	0
ROBLES, Samantha p	1	0	0	0	1	0	0	0	0	Victoria East dp/1b	2	0	0	1	0	0	4	0	1
WILSON, Kaitlin p	2	0	0	0	0	0	1	0	0	Celeste Gomez c	3	0	1	0	0	0	10	0	2
EVANS, Sarah 1b	3	0	0	0	0	8	1	1	0	Bella D'Errico pr	0	0	0	0	0	0	0	0	0
ESTRADA, Selena 2b	3	0	0	0	2	0	1	0	0	Macey Cheatham c	0	0	0	0	0	0	0	0	0
POLLOCK, Arielle cf	3	0	1	0	0	1	0	0	0	Stephanie Hartness if	1	0	0	0	0	0	0	0	0
BECK, Taylor c	2	0	0	0	0	4	1	0	0	Victoria Daddis ph/dp	2	0	0	0	0	0	0	0	0
STRINGER, Michelle 3b	2	0	0	0	2	2	1	0	0	Ellie Cooper 1b/lf	3	1	1	0	0	0	5	0	0
JOHNSON, Rachel lf	0	0	0	0	0	1	0	0	0	Alex Kossoff rf	1	1	0	0	0	0	0	0	0
Totals	25	1	3	1	0	9	18	7	4	Alex Powers pr	1	0	0	0	1	0	0	0	0
										Jessica Burroughs p	0	0	0	0	0	1	1	0	0
										Totals	25	5	8	5	1	4	21	6	5

Score by Innings										
	1	2	3	4	5	6	7	R	H	E
Southern Miss	1	0	0	0	0	0	0	1	3	2
Florida State	1	0	3	0	1	0	X	5	8	2

E - BECK, T.(1); JOHNSON, R.(1); Hamilton, B.(4); Hartness, S.(2). DP - Eagles 1. LOB - Eagles 4; Seminoles 5.
2B - MCKEEVER, M.(1); SHER, M.(2). 3B - Brown, T.(2). HBP - Kossoff, A.. SH - BECK, T.(1). SF - East, V.(1). SB - Brown, T.(6); Senas, C.(2).

Southern Miss										Florida State									
Player	ip	h	r	er	bb	so	ab	bf	np	Player	ip	h	r	er	bb	so	ab	bf	np
Alex Sobrero	2.0	4	4	4	0	1	9	10	39	Jessica Burroughs	7.0	3	1	1	0	9	25	26	93
WILSON, Kaitlin	4.0	4	1	0	1	3	16	18	57										

Win - Burroughs, J (3-0). Loss - ROBLES, S. (0-2). Save - None.
HBP - by ROBLES, S. (Kossoff, A.). Pitches/strikes: ROBLES, S. 39/22; WILSON, K. 57/34; Burroughs, J 93/70.

Umpires - HP: Matt Dial 1B: Duine Henry 3B: Newton Babb
Start: 3:58 pm Time: 1:53 Attendance: 265
Weather: 64 deg, Partly Cloudy, SSW 15
ROBLES, S. faced 3 batters in the 3rd.

**2014 Florida State Softball
North Dakota State at #12 Florida State
Feb 15, 2014 at Tallahassee, Fla. (JoAnne Graf Field)**

North Dakota State 0 (4-4)										Florida State 9 (7-1)									
Player	ab	r	h	rbi	bb	so	po	a	lob	Player	ab	r	h	rbi	bb	so	po	a	lob
Alex Sobrero cf	2	0	0	0	0	1	0	0	0	Tiffany Brown 2b	2	1	0	0	1	1	1	2	4
Logan Moreland ss	2	0	0	0	1	1	0	0	0	Courtney Senas cf	1	2	0	0	2	0	0	0	0
Cheyenne Garcia 2b	2	0	0	0	0	1	1	0	0	Maddie O'Brien ss	2	2	1	1	0	0	1	2	0
Amanda Grable 3b	1	0	0	0	1	1	0	1	0	Victoria East dp/1b	2	1	0	0	1	0	4	0	0
Jenina Ortega c	1	0	0	0	1	0	6	1	1	Briana Hamilton 3b	2	1	1	0	1	1	1	2	0
M. Lopez-Portillo lf	1	0	0	0	1	0	0	0	0	Alex Powers ph	1	0	0	0	0	0	0	0	0
Jenna Isbel rf	2	0	0	0	0	0	0	1	0	Ellie Cooper 1b/lf	3	1	3	2	0	0	4	0	0
Brandi Enriquez 1b	1	0	0	0	0	4	0	0	0	Celeste Gomez c	2	0	0	0	1	2	4	0	0
Presley Glaser ph	0	0	0	0	0	0	0	0	0	Macey Cheatham c	0	0	0	0	0	0	0	0	0
Danielle Renner dp	1	0	0	0	1	0	0	0	0	Stephanie Hartness lf/rf	0	1	0	2	0	0	0	0	0
Jackie Stifter ph	1	0	0	0	0	0	0	1	0	Lauren Harris rf	0	0	0	0	0	0	0	0	0
Katie Thun p	0	0	0	0	0	0	0	0	0	Alex Kossoff rf	0	0	0	0	0	0	0	0	0
Krista Menke p	0	0	0	0	0	0	0	1	0	Victoria Daddis ph	1	0	0	0	1	0	0	0	0
Totals	14	0	0	0	3	4	12	4	3	Bailey Schinella ph/dp	1	0	1	3	0	0	0	0	0
										Lacey Waldrop p	0	0	0	0	0	0	0	2	0
										Totals	17	9	6	8	7	5	15	8	4

Score by Innings									
	1	2	3	4	5	R	H	E	
North Dakota State	0	0	0	0	0	0	0	2	
Florida State	4	5	0	0	X	9	6	0	

2014 BOX SCORES

2014 Florida State Softball Southern Miss at #12 Florida State Feb 15, 2014 at Tallahassee, Fla. (JoAnne Graf Field)

Southern Miss 0 (2-5)

Florida State 11 (8-1)

Player	ab	r	h	rbi	bb	so	po	a	lob
RODGERS, Shelbee p	3	0	0	0	0	0	1	0	
POLLOCK, Arielle rf	2	0	0	0	0	0	1		
SHER, Mackenzie c	2	0	0	0	2	0	0		
ROBLES, Samantha dp	2	0	0	0	2	0	0		
MCKEEVER, Morgan ss	2	0	1	0	0	1	3		
JOHNSON, Rachel lf	0	0	0	0	2	0	0		
ESTRADA, Selena 2b	2	0	0	0	2	0	0		
EVANS, Sarah 1b	2	0	0	0	5	0	0		
CLEARY, Katie cf	2	0	1	0	0	2	0		
STRINGER, Michelle 3b	0	0	0	0	0	1	0		
Totals	17	0	2	0	2	6	12	5	4

Player	ab	r	h	rbi	bb	so	po	a	lob
Tiffani Brown 2b	4	0	0	1	0	1	0	2	0
Courtney Senas cf	2	1	1	1	0	0	0	1	
Alex Powers ph	1	0	0	0	0	0	0	2	
Maddie O'Brien ss	1	2	1	3	1	0	1	5	0
Victoria East dp/1b	3	1	1	0	0	0	3	0	2
Briana Hamilton 3b/c	3	1	1	1	0	1	0	1	0
Ellie Cooper 1b/3b	1	2	0	0	1	0	6	0	0
Bailey Schinella ph	1	0	1	0	0	0	0	0	0
Stephanie Hartness lf	2	1	0	1	0	0	0	1	
Celeste Gomez c/dp	3	2	3	2	0	0	5	1	0
Bella D'Errico pr	0	0	0	0	0	0	0	0	0
Macey Cheatham c	0	0	0	0	0	0	0	0	0
Alex Kossoff rf	1	1	1	0	1	0	0	0	0
Lauren Harris rf	0	0	0	0	0	0	0	0	0
Jessica Burroughs p	0	0	0	0	0	0	1	0	
Jessica Nori p	0	0	0	0	0	0	0	0	0
Totals	22	11	9	9	5	2	15	10	6

Score by Innings	1	2	3	4	5	R	H	E
Southern Miss	0	0	0	0	0	0	2	3
Florida State	3	0	6	2	X	11	9	1

E - MCKEEVER, M.(2); EVANS, S.(1); Cooper, E.(1). DP - Seminole 1. LOB - Eagles 4; Seminoles 6. 2B - Schinella, B(2). HR - O'Brien, M.(5); Hamilton, B.(1). SH - Kossoff, A.(2). SF - O'Brien, M.(1). SB - Cooper, E.(1).

Southern Miss	ip	h	r	er	bb	so	ab	bf	np
RODGERS, Shelbee	4.0	9	11	8	5	2	22	29	105

Florida State	ip	h	r	er	bb	so	ab	bf	np
Jessica Burroughs	3.2	2	0	0	2	5	13	15	60
Jessica Nori	1.1	0	0	0	0	1	4	4	11

Win - Burroughs, J (4-0). Loss - RODGERS, S. (0-3). Save - None.
WP - Burroughs, J(3). PB - Gomez, C.(1). Pitches/strikes: RODGERS, S. 105/61; Burroughs, J 60/35; Nori, J. 11/10.

Umpires - HP: Matt Dial 1B: Duine Henry 3B: Newton Babb
Start: 4:33 pm Time: 1:33 Attendance: 412
Weather: 62 deg, Sunny, Winds N at 4

2014 Florida State Softball Southern Miss at #12 Florida State Feb 16, 2014 at Tallahassee, Fla. (JoAnne Graf Field)

Southern Miss 0 (1-7)

Florida State 12 (9-1)

Player	ab	r	h	rbi	bb	so	po	a	lob
POLLOCK, Arielle rf	2	0	0	0	0	0	0	0	
RODGERS, Shelbee lf	2	0	0	0	1	3	1	0	
SHER, Mackenzie dp	2	0	0	0	0	0	0	0	
ROBLES, Samantha 1b	2	0	0	0	1	3	1	0	
MCKEEVER, Morgan ss	2	0	1	0	0	0	0	0	
ESTRADA, Selena 2b	2	0	0	0	1	2	2	0	
CLEARY, Katie cf	2	0	0	0	0	0	0	1	
BECK, Taylor c	1	0	0	0	0	1	1	0	
STRINGER, Michelle 3b	1	0	0	0	0	1	0	0	
GARNER, Peyton 3b	0	0	0	0	0	1	0	0	
BLOCK, Danielle p	0	0	0	0	0	1	1	0	
Totals	16	0	1	0	3	12	6	1	

Player	ab	r	h	rbi	bb	so	po	a	lob
Tiffani Brown 2b	4	3	2	0	0	0	0	1	3
Courtney Senas cf	2	2	1	2	1	0	1	0	0
Lauren Harris cf	0	0	0	0	0	0	0	0	0
Maddie O'Brien ss/dp	3	1	2	1	1	1	0	1	0
Bella D'Errico pr/dp	0	0	0	0	0	0	0	0	0
Victoria East 1b	4	1	1	1	0	8	0	1	
Briana Hamilton 3b/c	2	2	2	4	1	0	1	0	0
Ellie Cooper lf/ss	2	1	0	0	1	0	2	0	0
Bailey Schinella dp/rf	1	1	1	0	0	0	0	0	0
Alex Powers ph	1	0	0	0	0	0	0	2	
Stephanie Hartness rf/lf	3	1	3	3	0	2	0	0	0
Macey Cheatham c	1	0	0	1	0	3	0	1	
Victoria Dadds ph/3b	1	0	1	0	0	0	1	0	
Jessica Burroughs p	0	0	0	0	0	0	1	0	
Jessica Nori p	0	0	0	0	0	0	1	0	
Totals	24	12	13	12	6	1	15	7	

Score by Innings	1	2	3	4	5	R	H	E
Southern Miss	0	0	0	0	0	0	1	2
Florida State	4	4	2	2	X	12	13	0

E - MCKEEVER, M.(4); STRINGER, M.(2). DP - Eagles 1. LOB - Eagles 1; Seminoles 7. 2B - O'Brien, M.(3); Schinella, B(3); Hartness, S.(2). 3B - Senas, C.(1). HR - Hamilton, B.(2). SF - Senas, C.(1). SB - Brown, T. 3(10); East, V.(1); Hamilton, B.(2). CS - East, V.(2).

Southern Miss	ip	h	r	er	bb	so	ab	bf	np
BLOCK, Danielle	4.0	13	12	8	6	1	24	31	126

Florida State	ip	h	r	er	bb	so	ab	bf	np
Jessica Burroughs	3.0	0	0	0	0	3	9	9	33
Jessica Nori	2.0	1	0	0	0	0	7	7	21

Win - Burroughs, J (5-0). Loss - BLOCK, D. (0-1). Save - None.
WP - BLOCK, D.(1). Pitches/strikes: BLOCK, D. 126/59; Burroughs, J 33/22; Nori, J. 21/17.

Umpires - HP: Shawn Schumacher 1B: Newton Babb 3B: Matt Dial
Start: 12:30 pm Time: 1:27 Attendance: 209

2014 Florida State Softball North Dakota State at #12 Florida State Feb 16, 2014 at Tallahassee, Fla. (JoAnne Graf Field)

North Dakota State 0 (4-5)

Florida State 5 (10-1)

Player	ab	r	h	rbi	bb	so	po	a	lob
Alex Sobrero cf	4	0	2	0	0	1	2	0	1
Logan Moreland ss	3	0	2	0	0	1	1	1	0
Cheyenne Garcia 2b	2	0	0	0	1	2	1	0	
Jenina Ortega c	3	0	0	0	1	7	2	0	
M. Lopez-Portillo lf	3	0	0	0	3	2	0	2	
Presley Glaser rf	0	0	0	0	0	0	0	0	
Amanda Grable 3b	3	0	0	0	0	0	2	3	
Jenna Isabel rf/lf	3	0	1	0	0	1	0	0	
Brandi Enriquez 1b	3	0	1	0	0	4	1	0	
Danielle Renner dp	3	0	0	0	2	0	0	1	
Tabby Bayers p	0	0	0	0	0	0	1	0	
Krista Menke p	0	0	0	0	0	0	1	0	
Totals	27	0	6	0	0	10	18	9	7

Player	ab	r	h	rbi	bb	so	po	a	lob
Tiffani Brown 2b	4	1	1	0	0	1	2	2	1
Courtney Senas cf	1	0	1	1	0	0	0	0	0
Maddie O'Brien ss	1	1	0	0	2	1	1	1	1
Victoria East 1b/dp	3	0	1	1	0	1	5	0	1
Briana Hamilton 3b	3	0	0	0	0	2	3	0	0
Ellie Cooper lf/1b	2	0	0	0	1	1	0	1	
Bailey Schinella dp	2	0	1	0	1	0	0	0	
Alex Kossoff pr	0	1	0	0	0	0	0	0	0
Lauren Harris pr/lf	0	0	0	0	0	0	0	0	0
Celeste Gomez c	3	0	1	1	0	1	9	1	1
Bella D'Errico pr	0	1	0	0	0	0	0	0	0
Stephanie Hartness rf	3	1	1	1	0	0	0	0	0
Lacey Waldrop p	0	0	0	0	0	0	4	0	0
Totals	22	5	6	4	4	7	21	8	5

Score by Innings	1	2	3	4	5	6	7	R	H	E
North Dakota State	0	0	0	0	0	0	0	0	6	1
Florida State	0	0	0	0	5	0	X	5	6	0

E - Ortega(6). DP - Bison 1. LOB - Bison 7; Seminoles 5. 2B - Brown, T.(2); Schinella, B(4). HBP - Cooper, E.
SH - Garcia(1). SF - Senas, C.(2). SB - Enriquez(2); Senas, C.(5); East, V.(2); Hartness, S.(1).

North Dakota State	ip	h	r	er	bb	so	ab	bf	np
Tabby Bayers	4.1	6	5	4	3	4	17	22	90
Krista Menke	1.2	0	0	0	1	3	5	6	28

Florida State	ip	h	r	er	bb	so	ab	bf	np
Lacey Waldrop	7.0	6	0	0	0	0	10	27	101

Win - Waldrop, L. (5-1). Loss - Bayers (1-3). Save - None.
HBP - by Bayers (Cooper, E.). PB - Gomez, C.(2). Pitches/strikes: Bayers 90/46; Menke 28/16; Waldrop, L. 101/73.

Umpires - HP: Duine Henry 1B: Matt Dial 3B: Shawn Schumacher
Start: 2:42 pm Time: 2:02 Attendance: 173
Weather: 67 deg, Sunny, Winds Calm

2014 Florida State Softball UCF at #10 Florida State Feb 19, 2014 at Tallahassee, Fla (JoAnne Graf Field)

UCF 1 (7-1)

Florida State 6 (11-1)

Player	ab	r	h	rbi	bb	so	po	a	lob
NOVAK, Kahley cf	3	0	2	1	0	0	0	0	0
GOODMAN, Linnea lf	3	0	0	0	2	1	1	2	
SULLIVAN, Farrah 3b	3	0	0	0	2	1	3	2	
CENAL, Kalya c/1b	2	0	0	0	2	3	0	0	
SINGLETON, Kaleigh ph	1	0	0	0	1	0	0	0	
MCCLOSKEY, Samantha 1b/dp	2	0	0	0	2	5	0	0	
FOSTER, Kirsten ph	1	0	0	0	1	0	0	0	
SOLIS, Brittany ss	2	0	0	0	1	2	2	0	
GASSER, Brittanee ph	1	0	0	0	0	0	0	0	
TURNIER, Shelby dp	1	1	0	0	1	1	0	0	
UVARI, Jessica c	0	0	0	0	0	2	0	0	
SPRINGER, Lena ph	1	0	0	0	1	0	0	0	
SCHROEDER, Maddy rf	1	0	0	0	1	2	0	0	
KELLEY, Blaire ph	0	0	0	0	0	0	0	0	
STECKEL, Kaitlyn 2b	1	0	0	0	1	1	1	0	
WAGNER, Taylor 2b	1	0	0	0	0	0	0	1	
AUDAS, Mackenzie p	0	0	0	0	0	1	0	0	
UVARI, Jamie p	0	0	0	0	0	0	0	0	
Totals	23	1	2	1	3	15	18	7	5

Player	ab	r	h	rbi	bb	so	po	a	lob
Tiffani Brown 2b	4	0	0	0	0	1	1	0	0

2014 BOX SCORES

2014 Florida State Softball
Charleston Southern at #10 Florida State
Feb 21, 2014 at Tallahassee, FL (JoAnne Graf Field)

Charleston Southern 2 (6-4-1)											Florida State 8 (12-1)										
Player	ab	r	h	rbi	bb	so	po	a	lob	Player	ab	r	h	rbi	bb	so	po	a	lob		
CHRISTIAN, Marci 1b	1	1	0	0	2	1	6	0	0	Tiffani Brown 2b	3	3	2	0	1	0	0	3	0		
BROCK, Jessica 2b	3	0	2	2	0	2	3	0	0	Courtney Senas cf	1	1	0	1	3	0	0	0	0		
SBARDELLA, Stephanie rf	3	0	1	0	0	1	0	1	0	Maddie O'Brien ss	3	1	1	4	0	0	3	3	0		
HOLDSWORTH, Hayes lf	3	0	1	0	0	1	0	0	0	Bailey Schinella dp/rf	3	0	1	1	1	0	0	0	3		
JOHNSON, Stevi dp	2	0	0	0	2	0	0	0	0	Bella D'Errico pr	0	0	0	0	0	0	0	0	0		
TEDESCO, Ari pr	1	0	0	0	0	0	0	0	0	Briana Hamilton 3b	3	0	0	0	1	0	0	2	1		
BERGMANN, Stephanie ss	3	0	0	0	0	3	1	2	0	Victoria East 1b/dp	3	0	0	0	0	0	0	9	0		
DELIO, Georgi c	2	0	0	0	2	2	0	1	0	Celeste Gomez c	3	0	0	0	0	6	1	1	1		
MCPHERSON, Brittany ph	1	0	0	0	1	0	0	0	0	Lauren Harris pr	0	0	0	0	0	0	0	0	0		
YONAN, Natalie 3b	2	0	0	0	0	2	2	0	0	Macey Cheatham c	0	0	0	0	0	1	0	0	0		
HOLCOMB, Brooke ph	1	0	0	0	0	0	0	0	0	Ellie Cooper lf/1b	2	2	1	0	1	0	1	0	1		
MATSUMOTO, Amanda cf	3	1	1	0	0	2	0	0	0	Alex Kossoff rf/lf	2	1	2	0	1	0	1	0	0		
GILES, Jennifer p	0	0	0	0	0	0	1	0	0	Jessica Burroughs p	0	0	0	0	0	0	1	0	0		
DARDEN, Lauren p	0	0	0	0	0	0	0	0	0	Jessica Nori p	0	0	0	0	0	0	1	0	0		
Totals	25	2	5	2	2	7	18	7	4	Totals	23	8	7	6	8	0	21	11	6		

Score by Innings

1	2	3	4	5	6	7	R	H	E	
Charleston Southern	0	0	2	0	0	0	2	5	2	
Florida State	3	1	0	1	0	3	X	8	7	1

E - BROCK, J.(3); DELIO, G.(2); Senas, C.(1). DP - Buccaneers 2. LOB - Buccaneers 4; Seminole 6. 2B - HOLDSWORTH(3); Kossoff, A.(1). HR - O'Brien, M.(6). SF - O'Brien, M.(2). SB - Brown, T.(11); Schinella, B.(1). CS - CHRISTIAN, M(2).

Charleston Southern	ip	h	r	er	bb	so	ab	bf	np	Florida State	ip	h	r	er	bb	so	ab	bf	np
GILES, Jennifer	5.0	4	5	5	6	0	18	25	94	Jessica Burroughs	5.0	5	2	2	2	5	19	21	77
DARDEN, Lauren	1.0	3	3	3	2	0	5	7	27	Jessica Nori	2.0	0	0	0	0	2	6	6	21

Win - Burroughs, J (6-0). Loss - GILES, J. (2-1). Save - Nori, J. (1).
 Pitches/strikes: GILES, J. 94/47; DARDEN, L. 27/12; Burroughs, J 77/54; Nori, J. 21/14.

Umpires - HP: Ernest Campbell 1B: Kevin Spivey 3B: Tony Daughtrey
 Start: 5:03 pm Time: 2:09 Attendance: 218
 Weather: 65 deg, Cloudy, Winds NNW at 4
 Burroughs, J faced 2 batters in the 6th.

2014 Florida State Softball
#9 Florida State at #25 Auburn
Feb 26, 2014 at Auburn, Ala. (Jane B. Moore Field)

Florida State 5 (14-1)										Auburn 4 (13-2-1)									
Player	ab	r	h	rbi	bb	so	po	a	lob	Player	ab	r	h	rbi	bb	so	po	a	lob
Tiffani Brown 2b	4	1	0	1	0	2	1	2	0	Emily Carosone 2b	3	1	0	0	1	0	2	2	2
Courtney Senas cf	1	1	0	0	3	0	2	0	0	Morgan Estell cf	4	0	0	0	0	1	0	1	0
Maddie O'Brien ss	4	0	1	3	0	0	4	0	0	Kasey Cooper 3b	3	1	1	1	1	0	2	2	1
Bailey Schinella dp	1	0	1	0	1	0	0	0	0	Brandi Melero rf	4	0	2	2	0	0	0	1	1
Lauren Harris pr/lf	1	1	0	0	0	1	0	0	0	McKenzie Kilpatrick c	4	0	0	0	0	3	7	0	2
Briana Hamilton 3b	3	0	1	0	0	1	1	2	0	Jade Rhodes 1b	1	0	0	0	0	1	5	0	0
Victoria East 1b/dp	3	1	2	0	0	4	0	0	Ashley Leon ph	1	0	0	0	0	1	0	0	0	
Ellie Cooper lf/1b	1	1	1	1	2	0	0	0	0	Jenna Abbott dp	3	1	2	1	0	0	0	0	0
Celeste Gomez c	3	0	0	0	0	1	6	2	0	Victoria Draper pr	0	0	0	0	0	0	0	0	0
Bella D'Errico pr	0	0	0	0	0	0	0	0	0	Kelsey Bogaards ss	1	1	0	0	2	1	4	1	1
Alex Kossoff rf	2	0	1	0	0	1	0	0	0	Tiffany Howard lf/pr	2	0	0	0	0	1	1	0	0
Stephanie Hartness ph/rf	1	0	0	0	0	0	0	2	0	Austyn West ph	1	0	1	0	0	0	0	0	0
Lacey Waldrop p	0	0	0	0	0	0	1	0	0	Lexi Davis p	0	0	0	0	0	0	0	2	0
Totals	24	5	7	5	6	6	21	10	4	Totals	27	4	6	4	4	8	21	9	7

Score by Innings

1	2	3	4	5	6	7	R	H	E	
Florida State	0	4	1	0	0	0	0	5	7	1
Auburn	0	0	0	0	4	0	0	4	6	0

E - Brown, T.(2). DP - FS 1; Auburn 2. LOB - FS 4; Auburn 7. 2B - East, V.(2); B. Melero(4). HR - J. Abbott(3).
 HBP - J. Rhodes. SB - Brown, T.(12).

Florida State	ip	h	r	er	bb	so	ab	bf	np	Auburn	ip	h	r	er	bb	so	ab	bf	np
Lacey Waldrop	7.0	6	4	1	4	8	27	32	143	Lexi Davis	7.0	7	5	5	6	6	24	30	120

Win - Waldrop, L. (8-1). Loss - L. Davis (7-2). Save - None.
 WP - Waldrop, L.(5). HBP - by Waldrop, L. (J. Rhodes). Pitches/strikes: Waldrop, L. 143/91; L. Davis 120/69.

Umpires - HP: Don Brown 1B: Robbie Guest 3B: Jeff Madaris
 Start: 5 p.m. Time: 2:16 Attendance: 753

2014 Florida State Softball
UC Santa Barbara at #10 Florida State
Feb 22, 2014 at Tallahassee, FL (JoAnne Graf Field)

UC Santa Barbara 2 (9-4)											Florida State 5 (13-1)										
Player	ab	r	h	rbi	bb	so	po	a	lob	Player	ab	r	h	rbi	bb	so	po	a	lob		
Clark, Kristen lf	4	0	1	0	0	1	4	0	1	Tiffani Brown 2b	4	1	1	0	0	0	1	1	0		
Palomares, Arianna rf	3	1	1	0	0	1	4	1	2	Courtney Senas cf	4	1	2	2	0	0	0	0	1		
Moore, MeShalon c	3	1	1	0	0	2	0	0	0	Maddie O'Brien ss	3	0	1	0	0	0	2	1	0		
Wisdom, Shelby p	3	0	0	0	2	0	1	0	0	Bella D'Errico pr	0	0	0	0	0	0	0	0	0		
Pilpil, Kathryn 2b	3	0	0	0	0	3	0	0	0	Bailey Schinella dp	2	0	0	0	1	0	0	0	0		
Boser, Lauren 1b	3	0	1	0	0	0	6	1	1	Stephanie Hartness rf	0	0	0	0	0	0	0	0	0		
Bruceles, Emily ss	3	0	0	0	2	1	0	0	0	Briana Hamilton 3b	2	0	0	0	1	0	0	1	2		
Stark, Samantha dp	3	0	1	0	0	1	0	0	0	Celeste Gomez c	2	0	0	0	0	5	1	0	0		
Cavazos, Stacy cf	3	0	1	0	0	1	0	0	1	Macey Cheatham c	1	0	0	0	0	5	0	2	0		
Reichner, Jessica 3b	0	0	0	0	0	0	2	0	0	Ellie Cooper 1b	1	2	0	0	1	0	8	1	1		
Totals	28	2	6	0	0	10	18	5	5	Alex Powers ph	1	0	1	0	0	0	0	0	0		
										Lauren Harris lf	3	1	2	2	0	0	0	0	0		
										Alex Kossoff rf/dp	2	0	1	0	0	0	0	0	0		
										Victoria East ph	0	0	0	0	1	0	0	0	0		
										Lacey Waldrop p	0	0	0	0	0	0	0	1	0		
										Totals	25	5	8	4	4	0	21	6	6		

Score by Innings

1	2	3	4	5	6	7	R	H	E	
UC Santa Barbara	0	0	0	0	0	2	0	2	6	1
Florida State	0	4	0	0	0	1	X	5	8	2

E - Boser(1); Hamilton, B.(5); Cooper, E.(2). DP - Gauchos 2. LOB - Gauchos 5; Seminole 6. 2B - Moore, M(3); Boser(5); O'Brien, M.(5); Kossoff, A.(2). HR - Senas, C.(2); Harris, L.(1).

UC Santa Barbara	ip	h	r	er	bb	so	ab	bf	np	Florida State	ip	h	r	er	bb	so	ab	bf	np
Wisdom, Shelby	6.0	8	5	5	4	0	25	29	106	Lacey Waldrop	7.0	6	2	0	0	10	28	28	104

Win - Waldrop, L. (7-1). Loss - Wisdom (4-3). Save - None.
 WP - Waldrop, L.(4). Pitches/strikes: Wisdom 106/59; Waldrop, L. 104/82.

Umpires - HP: Lee Folsom 1B: Larry McCaden 3B: Jamie Narramore
 Start: 2:15 pm Time: 1:45 Attendance: 529
 Weather: 74 deg, Sunny, Winds N at 6

2014 Florida State Softball
Houston vs #9 Florida State
Feb 28, 2014 at Tuscaloosa, AL (Rhoads Stadium)

Houston 1 (9-3)										Florida State 7 (15-1)									
Player	ab	r	h	rbi	bb	so	po	a	lob	Player	ab	r	h	rbi	bb	so	po	a	lob
ST, PIERRE, Katie cf	4	0	3	0	0	1	0	0	0	Tiffani Brown 2b	2	2	2	1	2	0	1	1	0
HERNANDEZ, Selena ss	3	0	0	0	0	0	1	2	2	Courtney Senas cf	4	2	2	3	0	1	0	0	0
HOLLAND, Kayla 2b	3	0	0	0	0	3	2	4	3	Maddie O'Brien ss	4	1	1	2	0	0	1	3	1
OUTON, Haley c	3	0	0	0	0	2	1	2	1	Bailey Schinella dp	3	0	0	0	0	0	0	0	1
EDWARDS, Jaime 1b	3	0	0	0	0	12	0	0	0	Stephanie Hartness lf	0	0	0	0	0	0	0	0	0
DAVILA, Kris 3b	3	0	0	0	0	3	2	3	0	Victoria East 1b/dp	2	1	1	0	1	0	3	0	0
MCKNIGHT, Tiffany dp	3	1	2	0	0	1	0	0	0	Briana Hamilton 3b	2	0	0	1	0	1	2	1	0
GERBRACHT, Sydney rf	2	0	0	0	0	2	0	1	0	Ellie Cooper lf/1b	2	0	0	0	1	0	1	0	0
CHAMBERLAIN, Hayley ph	0	0	0	0	1	0	0	0	0	Alex Kossoff rf	2	1	1	0	0	0	0	0	0
CULLUM, Kendra lf	3	0	1	0	0	1	0	0	0	Lauren Harris rf	1	0	0	0	0	0	0	0	1
OUTON,Diedre p	0	0	0	0	0	0	0	2	0	Macey Cheatham c	1	0	0	0	0	10	0	0	0
_SHRUM, Juliana p	0	0	0	0	0	0	1	0	0	Alex Powers ph	1	0	1	1	0	0	0	0	0
Totals	27	1	6	0	1	13	18	14	7	Bella D'Errico pr	0	0	0	0	0	0	0	0	0
										Celeste Gomez c	1	0	0	0	0	3	0	0	0

FLORIDA STATE

1981 & 1982 AIAW NATIONAL CHAMPIONS • 27 NCAA APPEARANCES • #LTS

2014 BOX SCORES

2014 Florida State Softball Purdue vs Florida State Feb 28, 2014 at Tuscaloosa, AL (Rhoads Stadium)

Purdue 1 (5-8-1)

Player	ab	r	h	rbi	bb	so	po	a	lob
Varsho, A. cf	3	0	0	0	0	0	0	1	
Monchek, M. lf	3	0	0	0	1	0	0	0	
Burkhardt 1b	3	0	0	0	0	5	0	0	
Rains, L. rf	2	0	1	0	1	0	1		
McJunkin, K. c	3	0	0	0	1	8	0	1	
Parsons, C. ph	0	0	0	0	0	0	0	0	
Hoppman, K. ss	2	1	1	0	1	1	0	0	
Chiodo, T. 3b	3	0	0	0	0	1	0	0	
Gooding, M. dp	3	0	1	0	0	0	1		
Andrew, P. 2b	1	0	0	0	2	3	0		
Brown, G. ph	1	0	0	0	0	0	0	0	
Fecho, L. p	0	0	0	0	0	2	0		
Totals	24	1	4	1	1	4	18	5	4

Florida State 2 (16-1)

Player	ab	r	h	rbi	bb	so	po	a	lob
Tiffany Brown 2b	2	1	1	0	1	0	3	0	0
Courtney Senas cf	3	0	0	1	0	1	3	0	2
Maddie O'Brien ss	3	0	1	0	0	1	1	0	0
Bailey Schinella dp	2	0	1	1	0	0	0	0	0
Lauren Harris lf	0	0	0	0	0	0	0	0	0
Victoria East 1b/dp	2	0	1	0	1	2	0	0	0
Briana Hamilton 3b	2	0	0	0	2	1	5	5	
Alex Powers ph	1	0	0	0	1	0	0	0	0
Ellie Cooper lf/1b	3	1	1	0	0	1	5	0	0
Alex Kossoff rf	1	0	0	0	1	1	0	0	0
Stephanie Hartness rf	1	0	0	0	0	0	0	0	0
Macey Cheatham c	1	0	0	0	0	5	1	0	0
Victoria Daddis ph	1	0	0	0	0	1	0	0	0
Jessica Burroughs p	0	0	0	0	0	0	0	0	0
Jessica Nori p	0	0	0	0	0	0	1	0	0
Totals	22	2	5	2	3	8	21	7	6

Score by Innings	1	2	3	4	5	6	7	R	H	E
Purdue	0	0	0	0	1	0	0	1	4	1
Florida State	1	0	0	1	0	0	X	2	5	1

E - Chiodo, T.(4); Harris, L.(2). LOB - PUR 4; FS 6. 2B - Monchek, M.(3); Hoppman, K.(3); East, V.(4). SH - Hoppman, K.(2); Kossoff, A.(4). SB - Rains, L.(4); Brown, G.(5); Brown, T.(15). CS - Rains, L.(2).

Purdue	ip	h	r	er	bb	so	ab	bf	np
Fecho, L.	6.0	5	2	1	3	8	22	26	114

Florida State	ip	h	r	er	bb	so	ab	bf	np
Jessica Burroughs	4.1	3	1	1	1	2	16	17	80
Jessica Nori	2.2	1	0	0	0	2	8	9	40

Win - Burroughs, J (7-0). Loss - Fecho, L. (3-5). Save - Nori, J. (2). Pitches/strikes: Fecho, L. 114/66; Burroughs, J 80/50; Nori, J. 40/29.

Umpires - HP: Nate Ayers 1B: Chase Jeffreys 3B: Daryl White
Start: 1:25 Time: 2:02 Attendance: 2268
Weather: 54 degrees, sunny

2014 Florida State Softball #9 Florida State vs Purdue Mar 01, 2014 at Tuscaloosa, AL (Rhoads Stadium)

Florida State 4 (17-1)

Player	ab	r	h	rbi	bb	so	po	a	lob
Tiffany Brown 2b	4	0	2	1	0	0	1	1	0
Courtney Senas cf	4	0	0	0	0	2	1	5	
Maddie O'Brien ss	4	2	2	1	0	1	4	0	
Bailey Schinella dp/ph	3	0	1	0	1	0	0	0	
Lauren Harris pr/lf	0	0	0	0	0	0	0	0	
Victoria East 1b/dp	3	1	0	0	1	4	0	0	
Ellie Cooper lf/1b	2	0	1	0	1	3	0	0	
Celeste Gomez c	0	0	0	1	2	0	4	1	
Bella D'Errico pr	0	1	0	0	0	0	0	0	
Briana Hamilton 3b	2	0	1	0	1	2	1	2	
Alex Kossoff rf	1	0	1	0	0	0	0	0	
Jessica Burroughs p	0	0	0	0	0	0	0	0	
Jessica Nori p	0	0	0	0	0	0	1	0	
Totals	24	4	7	4	6	1	21	11	7

Purdue 1 (5-10-1)

Player	ab	r	h	rbi	bb	so	po	a	lob
Varsho, A. cf	2	0	0	0	1	0	3	0	0
Monchek, M. lf	4	0	1	0	1	0	3	0	0
Pencek, S. pr	0	0	0	0	0	0	0	0	0
Burkhardt 1b	3	0	1	0	1	0	5	0	0
Fletcher, D. c	3	0	0	0	2	2	2	3	
McJunkin, K. ph	1	0	1	0	0	0	0	0	0
Rains, L. rf	4	0	0	0	0	1	0	5	
Hoppman, K. ss	3	0	1	0	0	0	3	4	0
Chiodo, T. 3b/2b	2	0	0	1	0	2	1	0	
Gooding, M. dp	3	1	2	0	0	0	0	0	
Andrew, P. 2b	1	0	0	0	0	2	1	0	
Brown, G. ph	1	0	0	0	0	0	0	0	
Parsons, C. ph/3b	1	0	0	0	0	0	0	1	
Whittemore p	0	0	0	0	0	0	0	0	
Moore, L. p	0	0	0	0	0	0	0	0	
Totals	28	1	6	0	3	3	21	8	10

Score by Innings	1	2	3	4	5	6	7	R	H	E
Florida State	0	2	1	0	1	0	0	4	7	3
Purdue	0	0	0	1	0	0	0	1	6	0

E - Brown, T.(3); Hamilton, B.(6); Nori, J.(1). LOB - Seminoles 7; PUR 10. HR - O'Brien, M.(8). HBP - Hamilton, B.; Varsho, A.. SF - Gomez, C.(1). SB - Varsho, A.. CS - Brown, T.(1); Harris, L.(1).

Florida State	ip	h	r	er	bb	so	ab	bf	np
Jessica Burroughs	4.1	3	1	1	3	15	19	63	
Jessica Nori	2.2	3	0	0	0	13	13	41	

Purdue	ip	h	r	er	bb	so	ab	bf	np
Whittemore	1.1	1	2	2	3	0	4	8	29
Moore, L.	5.2	6	2	2	3	1	20	24	105

Win - Burroughs, J (8-0). Loss - Whittemore (1-1). Save - Nori, J. (3). HBP - by Whittemore (Hamilton, B.); by Burroughs, J (Varsho, A.). Pitches/strikes: Burroughs, J 63/37; Nori, J. 41/30; Whittemore 29/10; Moore, L. 105/57.

Umpires -
Start: 11:00 am Time: 2:09 Attendance: 2988

2014 Florida State Softball #9 Florida State at #11 Alabama Mar 01, 2014 at Tuscaloosa, AL (Rhoads Stadium)

Florida State 0 (17-2)

Player	ab	r	h	rbi	bb	so	po	a	lob
Tiffany Brown 2b	4	0	1	0	0	2	0	0	0
Courtney Senas cf	3	0	1	0	1	0	0	0	0
Maddie O'Brien ss	2	0	0	0	2	1	1	0	
Bailey Schinella dp	4	0	0	0	0	2	0	3	
Bella D'Errico pr	0	0	0	0	0	0	0	0	
Victoria East 1b	3	0	1	0	0	4	0	3	
Ellie Cooper lf	3	0	0	0	3	1	0	0	
Briana Hamilton 3b	2	0	1	0	1	0	3	0	
Alex Kossoff rf	2	0	0	0	0	0	0	1	
Alex Powers ph	1	0	0	0	0	0	0	0	
Macey Cheatham c	1	0	0	0	0	1	9	3	
Lauren Harris pr	0	0	0	0	0	0	0	0	
Celeste Gomez ph	1	0	0	0	0	0	0	0	
Lacey Waldrop p	0	0	0	0	0	0	0	0	
Totals	26	0	4	0	5	9	18	4	10

Alabama 1 (16-3)

Player	ab	r	h	rbi	bb	so	po	a	lob
Haylie McCleney cf	3	0	1	0	0	0	0	0	0
Ryan Iamurri dp	3	0	1	0	0	0	0	0	0
Kaila Hunt 2b	2	1	1	1	1	0	1	2	0
Jadyn Spencer rf	3	0	0	0	3	1	0	1	
Andrea Hawkins lf	0	0	0	0	0	0	0	0	
Leona Lafaele 1b	3	0	1	0	0	1	5	1	3
Danielle Richard 3b	3	0	2	0	0	0	1	3	0
Danae Hays ss	2	0	0	0	0	1	1	0	0
Chandler Dare ph	1	0	0	0	0	1	0	0	0
Jordan Patterson c	3	0	0	0	3	11	0	0	
Kallie Case lf	2	0	0	0	0	1	0	3	
Jaclyn Traina p	0	0	0	0	0	0	0	0	
Totals	25	1	6	1	1	9	21	6	7

Score by Innings	1	2	3	4	5	6	7	R	H	E
Florida State	0	0	0	0	0	0	0	0	4	0
Alabama	0	0	0	1	0	0	X	1	6	1

E - Case(1). LOB - FS 10; UA 7. HR - Hunt(5). SB - Senas, C.(7); McCleney(13).

Florida State	ip	h	r	er	bb	so	ab	bf	np
Lacey Waldrop	6.0	6	1	1	1	9	25	26	97

Alabama	ip	h	r	er	bb	so	ab	bf	np
Jaclyn Traina	7.0	4	0	0	5	9	26	31	136

Win - Traina (5-2). Loss - Waldrop, L. (9-2). Save - None. WP - Waldrop, L. 2(7). PB - Cheatham, M.(3). Pitches/strikes: Waldrop, L. 97/65; Traina 136/78.

Umpires - HP: James Williams 1B: Daryl White 3B: Chase Jeffreys
Start: 1:30 Time: 2:30 Attendance: 2988
Weather: 66 degrees, clear

2014 Florida State Softball #9 Florida State at #11 Alabama Mar 02, 2014 at Tuscaloosa, AL (Rhoads Stadium)

Florida State 5 (18-2)

Player	ab	r	h	rbi	bb	so	po	a	lob
Tiffany Brown 2b	4	1	1	0	0	1	2	4	0
Courtney Senas cf	2	0	0	1	2	0	0	0	
Maddie O'Brien ss	2	0	1	0	2	1	0	2	0
Lauren Harris pr	0	0	0	0	0	0	0	0	
Bailey Schinella dp	4	0	0	0	0	0	1		
Victoria East 1b	2	0	0	0	2	10	0	0	
Ellie Cooper lf	3	0	0	0	1	2	0	8	
Briana Hamilton 3b	4	1	1	0	0	2	4	0	
Alex Kossoff rf	4	1	1	0	0	1	2	0	
Macey Cheatham c	3	1	1	0	0	1	3	0	
Alex Powers ph	0	0	0	0	1	0	0	0	
Bella D'Errico pr	0	1	0	0	0	0	0	0	
Lacey Waldrop p	0	0	0	0	0	0	0	0	
Jessica Nori p	0	0	0	0	0	0	0	0	
Totals	28	5	5	2	8	5	21	10	

Alabama 1 (17-4)

Player	ab	r	h	rbi	bb	so	po	a	lob
Haylie McCleney cf	3	0	1	0	0	1	1	0	0
Ryan Iamurri dp	3	0	1	0	0	1	0	0	0
Kaila Hunt 2b	2	0	0	0	1	0	3	2	0
Molly Fichtner c	3	0	0	0	0	0	5	1	2
Chaursey Bell c	0	0	0	0	0	0	0	0	0
Leona Lafaele 1b	3	0	0	0	0	0	4	0	0
Danielle Richard 3b	3	1	1	1	0	0	3	0	0
Danae Hays ss	3	0	1	0	0	1	3	0	0
Kallie Case lf	3	0	1	0	0	1	0	1	0
Andrea Hawkins rf	2	0	0	0	0	0	1	0	1
Leslie Jury p	0	0	0	0	0	0	0	0	0
Jaclyn Traina p	0	0	0	0	0	0	0	1	0
Totals	25	1	5	1	1	3	21	7	4

Score by Innings	1	2	3	4	5	6	7</
------------------	---	---	---	---	---	---	-----

FLORIDA STATE®
EIGHT WOMEN'S COLLEGE WORLD SERIES APPEARANCES • 12 ACC CHAMPIONSHIPS

2014 BOX SCORES

**2014 Florida State Softball
 #9 Florida State at Virginia
 Mar 08, 2014 at Charlottesville, VA (The Park)**

**2014 Florida State Softball
 #9 Florida State at Virginia
 Mar 08, 2014 at Charlottesville, VA (The Park)**

Florida State 9 (18-3,0-1 ACC)

Player	ab	r	h	RBI	bb	so	po	a	lob
Tiffani Brown 2b	5	2	1	1	0	1	2	2	0
Courtney Senas cf	5	2	3	3	0	0	1	0	3
Maddie O'Brien ss	3	3	2	2	1	0	1	1	0
Bailey Schinella dp/1b	3	0	1	1	0	0	0	0	0
Bella D'Errico pr	0	0	0	0	0	0	0	0	0
Victoria East 1b	2	0	0	1	1	12	0	0	0
Briana Hamilton 3b/c	2	0	0	0	1	1	0	2	3
Ellie Cooper ph/3b	1	0	0	0	0	0	1	1	1
Stephanie Hartness If	4	0	1	0	0	0	1	0	1
Celeste Gomez c	4	0	1	0	0	0	2	0	0
Macey Cheatham c	0	0	0	0	0	0	0	0	0
Corey Hendrickson pr/dp	0	1	0	0	0	0	0	0	0
Alex Kossoff rf	1	1	0	0	1	0	0	0	0
Alex Powers ph	0	0	0	0	1	0	0	0	0
Lauren Harris pr/1b	0	0	0	0	0	0	1	0	0
Victoria Daddis ph/3b	1	0	1	0	0	0	0	0	0
Lacey Waldrop p	0	0	0	0	0	0	4	0	0
Jessica Nori p	0	0	0	0	0	0	0	0	0
Totals	31	9	10	8	6	3	20	10	8

Virginia 11 (3-14,1-3 ACC)

Player	ab	r	h	RBI	bb	so	po	a	lob
Stephanie Harris rf	4	2	2	1	0	0	1	0	0
Heidi Velk If	3	1	2	1	0	5	0	0	0
Madison Labshere ss	4	0	0	1	0	0	0	2	0
Katie Park c	3	1	2	2	1	0	3	1	1
Lindsay Mayer 3b	4	2	1	0	0	2	1	1	1
Jyana Hughes cf	3	1	0	0	1	0	2	0	2
Karli Johnson dp	4	0	0	0	0	1	0	0	0
Megan Harris 1b	4	2	3	2	0	0	7	0	0
Marcy Bowdren 2b	4	2	2	3	0	0	1	1	1
Aimee Chapdelaine p	0	0	0	0	0	0	4	0	0
Totals	33	11	12	10	3	1	21	9	5

Score by Innings

Innings	1	2	3	4	5	6	7	R	H	E
Florida State	3	3	0	2	0	0	1	9	10	2
Virginia	0	1	1	0	0	7	2	11	12	0

Score by Innings

Innings	1	2	3	4	5	R	H	E
Florida State	0	0	0	6	2	8	8	0
Virginia	0	0	0	0	0	0	1	0

Note: 2 outs, 0 runners LOB when the game ended.

E - Brown, T.(4); Cooper, E.(3), DP - Seminoles 1. LOB - Seminoles 8; Cavaliers 5. 2B - Senas, C.(4); O'Brien, M.(6); Schinella, B(5); S. Harris(1); K. Park(5). 3B - Senas, C.(2). HR - Bowdren(3). SF - East, V.(2). SB - Brown, T.(15); Senas, C.(9); Velk 2(6); L. Mayer(1); M. Harris(2).

Florida State

Player	ip	h	r	er	bb	so	ab	bf	np
Lacey Waldrop	5.0	4	2	1	2	1	19	21	59
Jessica Nori	1.2	8	9	5	1	0	14	15	55

Virginia

Player	ip	h	r	er	bb	so	ab	bf	np
Aimee Chapdelaine	7.0	10	9	9	6	3	31	38	132

Win - Chapdelaine (3-12). Loss - Nori, J. (0-1). Save - None.
 WP - Waldrop, L.(8); Chapdelaine 3(17). Pitches/strikes: Waldrop, L. 59/34; Nori, J. 55/34; Chapdelaine 132/73.

Umpires - HP: Bob Seiz 1B: Steve Gould 3B: Eddie Walker
 Start: 1:00 pm Time: 2:15 Attendance: 471

**2014 Florida State Softball
 #9 Florida State at Virginia
 Mar 09, 2014 at Charlottesville, VA (The Park)**

**2014 Florida State Softball
 Virginia Tech vs #10 Florida State
 Mar 11, 2014 at Ft. Myers, FL (FGCU Softball Cmplx)**

Florida State 15 (20-3,2-1 ACC)

Player	ab	r	h	RBI	bb	so	po	a	lob
Tiffani Brown 2b	3	2	1	0	1	0	1	1	1
Corey Hendrickson ph	1	0	0	0	0	1	0	0	2
Courtney Senas cf	4	1	2	1	0	0	1	0	0
Maddie O'Brien ss	4	3	3	2	0	0	7	0	0
Bailey Schinella dp/1b	2	3	2	4	2	0	0	0	0
Victoria East 1b	2	1	2	2	0	0	3	0	0
Ellie Cooper ph/1b	2	0	0	0	2	5	0	1	1
Stephanie Hartness If	3	1	2	2	0	0	0	0	1
Lauren Harris If	1	0	1	0	0	0	0	0	0
Briana Hamilton 3b	3	1	2	1	0	0	0	1	0
Victoria Daddis 3b	1	0	0	0	0	1	0	0	0
Celeste Gomez c	3	1	1	3	0	0	1	2	2
Macey Cheatham c	1	0	1	0	0	0	0	4	0
Alex Kossoff rf	1	0	0	0	0	0	0	0	0
Alex Powers ph/dp	2	2	1	0	0	0	0	0	0
Lacey Waldrop p	0	0	0	0	0	0	0	0	0
Totals	33	15	18	15	4	4	15	9	7

Virginia 0 (3-15,1-5 ACC)

Player	ab	r	h	RBI	bb	so	po	a	lob
Stephanie Harris rf	2	0	0	0	0	0	1	0	0
Heidi Velk If	1	0	0	0	1	0	1	0	0
Madison Labshere ss	2	0	0	0	0	1	1	0	0
Katie Park c	1	0	0	0	1	1	5	0	0
Lindsay Mayer 3b/p	1	0	0	0	0	1	0	1	0
Jyana Hughes cf	2	0	0	0	0	1	0	0	0
Karli Johnson dp/1b	2	0	0	0	0	0	0	0	1
Megan Harris 1b	0	0	0	0	0	0	2	0	0
Kinza Baad ph/dp	1	0	0	0	0	1	0	0	0
Taylor Sarcone ph	1	0	0	0	1	0	0	0	0
Marcy Bowdren 2b	1	0	0	0	1	2	1	0	0
Aimee Chapdelaine p/3b	1	0	0	0	0	2	3	1	1
Totals	15	0	0	0	2	5	15	6	2

Score by Innings

Innings	1	2	3	4	5	R	H	E
Florida State	2	0	11	2	0	15	18	0
Virginia	0	0	0	0	0	0	1	0

Score by Innings

Innings	1	2	3	4	5	R	H	E
Virginia Tech	0	0	0	0	0	0	2	2
Florida State	3	0	7	2	X	12	10	0

E - Chapdelaine(5). LOB - Seminoles 7; Cavaliers 2. 2B - Senas, C.(5); O'Brien, M. 2(9); Schinella, B(6); East, V.(4); Hartness, S.(3). 3B - Senas, C.(3). HR - Gomez, C.(2). SB - I. Hughes(5). CS - Senas, C..

Florida State

Player	ip	h	r	er	bb	so	ab	bf	np
Lacey Waldrop	5.0	0	0	0	2	5	15	17	61

Virginia

Player	ip	h	r	er	bb	so	ab	bf	np
Aimee Chapdelaine	2.0	8	9	9	3	0	14	17	36
Lindsay Mayer	3.0	10	6	6	1	4	19	20	80

Win - Waldrop, L. (11-2). Loss - Chapdelaine (3-14). Save - None.
 PB - K. Park(7). Pitches/strikes: Waldrop, L. 61/39; Chapdelaine 36/20; L. Mayer 80/44.

Umpires - HP: Eddie Walker 1B: Bob Seiz 3B: Steve Gould
 Start: 11:00 am Time: 1:30 Attendance: 145
 Chapdelaine faced 7 batters in the 3rd.

Florida State 8 (19-3,1-1 ACC)

Player	ab	r	h	RBI	bb	so	po	a	lob
Tiffani Brown 2b	3	1	1	0	0	0	2	0	0
Courtney Senas cf	3	0	0	0	0	0	0	0	0
Maddie O'Brien ss	3	2	2	0	0	0	2	0	0
Bailey Schinella dp	3	2	2	2	0	0	0	0	0
Victoria East 1b	2	1	1	1	0	6	0	0	0
Briana Hamilton 3b	2	0	0	0	0	0	1	1	0
Stephanie Hartness If	2	1	1	1	0	0	0	0	0
Celeste Gomez c	2	1	1	2	0	0	8	0	0
Alex Kossoff rf	2	0	0	0	0	0	0	0	0
Jessica Burroughs p	0	0	0	0	0	1	2	0	0
Totals	22	8	8	8	1	0	15	6	1

Virginia 0 (3-15,1-4 ACC)

Player	ab	r	h	RBI	bb	so	po	a	lob
Stephanie Harris rf	2	0	0	0	0	1	1	0	0
Heidi Velk If	2	0	0	0	0	0	2	0	0
Madison Labshere ss	1	0	0	1	1	3	1	0	0
Katie Park c	2	0	0	0	2	0	0	1	0
Lindsay Mayer 3b/p	2	0	1	0	0	1	0	0	0
Jyana Hughes cf	2	0	0	0	0	1	2	0	0
Karli Johnson dp	2	0	0	0	0	0	0	0	0
Megan Harris 1b	2	0	0	0	0	2	4	0	1
Marcy Bowdren 2b	1	0	0	0	0	0	3	0	0
Aimee Chapdelaine p/3b	0	0	0	0	0	0	2	0	0
Totals	16	0	1	0	1	8	15	6	2

Score by Innings

Innings	1	2	3	4	5	R	H	E
Florida State	0	0	0	6	2	8	8	0
Virginia	0	0	0	0	0	0	1	0

Score by Innings

Innings	1	2	3	4	5	R	H	E
Florida State	5	0	1	0	0	18	16	17
Virginia	3	2	6	6	6	0	16	17

LOB - Seminoles 1; Cavaliers 2. 2B - O'Brien, M.(7); L. Mayer(3). HR - O'Brien, M.(9); Schinella, B(1); Gomez, C.(1). SH - Hamilton, B.(1).

Florida State

Player	ip	h	r	er	bb	so	ab	bf	np
Jessica Burroughs	5.0	1	0	0	1	8	16	17	67

FLORIDA STATE®

1981 & 1982 AIAW NATIONAL CHAMPIONS • 27 NCAA APPEARANCES • #LTS

2014 BOX SCORES

2014 Florida State Softball Virginia Tech vs #10 Florida State Mar 11, 2014 at Ft. Myers, FL (FGCU Softball Cmplx)

Virginia Tech 5 (11-10,2-3 ACC)

Florida State 4 (21-4,3-2 ACC)

Player	ab	r	h	rbi	bb	so	po	a	lob
Kylie McGoldrick 2b	3	2	3	2	1	0	2	1	0
Lauren Gaskill ss	3	0	1	1	1	2	1	0	0
Vanessa Gonzalez lf	3	0	0	1	1	2	1	3	0
Katey Smith c	4	0	1	0	0	5	1	4	0
Aysha Richardson pr	0	0	0	0	0	0	0	0	0
Amanda Ake cf	4	1	1	0	1	3	0	0	0
Jessica McNamara 3b	4	0	0	0	1	1	3	0	0
Michelle Prong dp	2	1	0	2	1	0	0	0	0
Bailey Liddle 1b	3	1	2	1	0	1	5	0	1
Toni Erwin pr	0	0	0	0	0	0	0	0	0
Laura Wolff rf	1	0	0	0	1	0	0	0	0
Dani Anderson ph/rf	2	0	0	0	0	1	0	0	0
Maggie Tyler p	0	0	0	0	0	0	0	0	0
Totals	29	5	8	4	5	7	21	7	8

Player	ab	r	h	rbi	bb	so	po	a	lob
Tiffani Brown 2b	4	1	2	0	0	0	0	2	1
Courtney Senas cf	4	2	3	3	0	0	0	0	0
Maddie O'Brien ss	4	0	2	1	0	0	3	2	0
Bella D'Errico pr	0	0	0	0	0	0	0	0	0
Bailey Schinella dp	3	0	0	0	0	0	0	0	0
Lauren Harris pr	0	0	0	0	0	0	0	0	0
Victoria East 1b	3	0	1	0	0	0	10	1	0
Stephanie Hartness lf	3	0	0	0	0	0	1	0	1
Briana Hamilton 3b	3	0	0	0	2	0	3	3	0
Celeste Gomez c	3	0	0	0	1	7	1	0	0
Alex Kossoff rf	2	1	1	1	0	0	0	0	0
Jessica Burroughs p	0	0	0	0	0	0	0	0	0
Jessica Nori p	0	0	0	0	0	0	0	0	0
Totals	29	4	9	4	1	3	21	8	6

Score by Innings	1	2	3	4	5	6	7	R	H	E
Virginia Tech	1	0	1	2	0	1	0	5	8	1
Florida State	1	0	1	0	0	0	2	4	9	2

E - Gaskill, L.(8); East, V.(3); Nori, J.(2). DP - Hokies 1. LOB - Hokies 8; Seminoles 6. 2B - Gaskill, L.(2); Senas, C.(6); O'Brien, M.(10). 3B - Brown, T.(3). HR - McGoldrick(6); Senas, C.(4). HBP - Schinella, B. SB - Ake, A.(2); Kossoff, A.(1). CS - Richardson(4); Brown, T.(2).

Virginia Tech	ip	h	r	er	bb	so	ab	bf	np
Maggie Tyler	7.0	9	4	4	1	3	29	31	121

Florida State	ip	h	r	er	bb	so	ab	bf	np
Jessica Burroughs	3.1	4	4	3	4	3	13	17	71
Jessica Nori	3.2	4	1	0	1	4	16	17	73

Win - Tyler, M. (6-3). Loss - Burroughs, J (9-1). Save - None.
HBP - by Tyler, M. (Schinella, B). Pitches/strikes: Tyler, M. 121/87; Burroughs, J 71/39; Nori, J. 73/46.

Umpires - HP: Larry McCaden 1B: Roger Berube 3B: Anthony Small
Start: 7:05 pm Time: 2:27 Attendance: 154

2014 Florida State Softball #10 Florida State at Florida Gulf Coast Mar 12, 2014 at Ft. Myers, FL (FGCU Softball Cmplx)

Florida State 5 (22-4)

Florida Gulf Coast 0 (14-11-1)

Player	ab	r	h	rbi	bb	so	po	a	lob
Tiffani Brown 2b	4	2	2	0	0	1	0	2	0
Courtney Senas cf	4	2	2	0	0	0	0	2	0
Maddie O'Brien ss	4	0	2	3	0	0	1	1	0
Bailey Schinella dp	4	0	1	0	0	0	0	0	0
Victoria East 1b	3	0	0	0	0	3	0	1	0
Ellie Cooper 1b	1	0	0	0	0	0	0	0	0
Stephanie Hartness lf	3	0	1	0	0	0	0	1	0
Lauren Harris pr	0	0	0	0	0	1	0	0	0
Briana Hamilton 3b	1	0	0	2	0	1	0	0	0
Celeste Gomez c	2	0	0	0	0	6	2	0	0
Macey Cheatham c	1	0	0	0	0	6	0	0	0
Alex Kossoff rf	2	1	2	0	0	0	0	0	0
Victoria Daddis ph	0	0	0	0	1	0	0	0	0
Lacey Waldrop p	0	0	0	0	0	0	5	0	0
Totals	29	5	10	5	3	1	21	8	6

Player	ab	r	h	rbi	bb	so	po	a	lob
CARPENTER, Kelsey cf	3	0	0	0	2	0	0	0	0
MCAVOY, Mackensie lf	3	0	1	0	0	1	1	0	0
ZGRABIK, Chelsea c	3	0	0	0	2	1	0	0	0
ROSS, Alexis 1b	3	0	0	0	2	1	0	0	1
HORWATH, Hannah rf	3	0	1	0	0	2	1	0	0
BEMBNOWSKI, Kirsten 3b	3	0	0	0	1	0	3	0	0
VERDERESE, Jeanie 2b	3	0	0	0	0	5	6	1	0
VAN CAMP, Tori dp	2	0	0	0	2	0	0	0	0
KNAPIK, Regan ss	2	0	0	0	1	3	4	2	0
MORGAN, Shelby p	0	0	0	0	0	0	0	0	0
WADE, Taylor p	0	0	0	0	0	0	1	0	0
Totals	25	0	2	0	0	13	21	14	4

Score by Innings	1	2	3	4	5	6	7	R	H	E
Florida State	0	0	2	0	3	0	0	5	10	1
Florida Gulf Coast	0	0	0	0	0	0	0	0	2	3

E - Brown, T.(5); ZGRABIK(2); ROSS(7); VERDERESE(7). DP - Eagles 2. LOB - Seminoles 6; Eagles 4. 2B - Senas, C.(7). SB - Kossoff, A.(2).

Florida State	ip	h	r	er	bb	so	ab	bf	np
Lacey Waldrop	7.0	2	0	0	0	13	25	25	82

Florida Gulf Coast	ip	h	r	er	bb	so	ab	bf	np
MORGAN, Shelby	4.0	10	5	5	1	0	20	21	63
WADE, Taylor	3.0	0	0	0	2	1	9	11	43

Win - Waldrop, L. (13-2). Loss - MORGAN (5-3). Save - None.
WP - Waldrop, L.(9). Pitches/strikes: Waldrop, L. 82/66; MORGAN 63/48; WADE 43/23.

Umpires - HP: Cindi Brunot 1B: Matt Dunbar 3B: Paul Bosshardt
Start: 6:58 pm Time: 1:36 Attendance: 426
MORGAN faced 4 batters in the 5th.

2014 Florida State Softball NC State at #10 Florida State (Game 1) Mar 15, 2014 at Tallahassee, FL (JoAnne Graf Field)

NC State 1 (15-7,6-1 ACC)

Florida State 4 (23-4,4-2 ACC)

Player	ab	r	h	rbi	bb	so	po	a	lob
Renada Davis ss	3	0	0	0	2	2	2	0	0
Lana Van Dyken 3b	3	0	0	0	2	0	0	1	0
Molly Hutchison c	3	1	1	0	0	6	0	0	0
Hanna Sommer dp	3	0	1	0	0	0	0	0	0
Hayley Stowe pr	0	0	0	0	0	0	0	0	0
Tyler Ross pr	0	0	0	0	0	0	0	0	0
Chelsea Tate 2b	3	0	0	0	0	3	0	0	0
Nadia Kemp cf	3	0	0	0	1	0	0	0	0
Leah Jones 1b	3	0	0	0	2	4	1	2	0
Sara Lippard lf	2	0	0	0	2	1	0	0	0
Kirsty Grant rf	1	0	0	0	1	1	0	0	0
Emily Weiman p	0	0	0	0	0	0	0	0	0
Totals	24	1	2	1	0	9	18	3	3

Player	ab	r	h	rbi	bb	so	po	a	lob
Tiffani Brown 2b	4	1	2	0	0	1	2	2	0
Courtney Senas cf	3	1	0	0	1	1	0	0	1
Maddie O'Brien ss	4	1	1	0	1	1	2	0	0
Bailey Schinella rf/lf	3	1	0	1	0	0	0	1	0
Lauren Harris pr/lf	0	0	0	0	0	0	0	0	0
Victoria East 1b/dp	3	0	2	0	0	0	4	0	0
Kelly Hensley dp	1	0	0	2	1	0	0	0	0
Ellie Cooper pr/1b	0	0	0	0	0	4	0	0	0
Briana Hamilton 3b	2	0	0	1	1	1	6	2	0
Celeste Gomez c	2	0	1	0	0	8	0	0	0
Macey Cheatham c	0	0	0	0	0	1	0	0	0
Alex Kossoff lf/rf	2	0	0	0	0	0	0	2	0
Alex Powers ph	1	0	0	0	1	0	0	0	0
Stephanie Hartness rf	0	0	0	0	0	0	0	0	0
Lacey Waldrop p	0	0	0	0	0	0	0	0	0
Totals	25	4	5	4	4	6	21	10	8

Score by Innings	1	2	3	4	5	6	7	R	H	E
NC State	0	0	0	0	0	0	1	1	2	1
Florida State	0	0	2	0	2	0	X	4	5	1

E - Jones(1); Waldrop, L.(2). LOB - Wolfpack 3; Seminoles 8. 2B - Brown, T.(4). HR - Hutchison(7). HBP - Grant. SF - Gomez, C.(2).

NC State	ip	h	r	er	bb	so	ab	bf	np
Emily Weiman	6.0	5	4	2	4	6	25	30	136

Florida State	ip	h	r	er	bb	so	ab	bf	np
Lacey Waldrop	7.0	2	1	1	0	9	24	25	91

Win - Waldrop, L. (14-2). Loss - Weiman (13-6). Save - None.
WP - Weiman(4). HBP - by Waldrop, L. (Grant). PB - Hutchison(4). Pitches/strikes: Weiman 136/77; Waldrop, L. 91/68.

Umpires - HP: Chad Stears 1B: Nelson Rosa 3B: Will Lieske
Start: 5:01 pm Time: 2:07 Attendance: 470
Weather: 75 deg, Cloudy, Winds SSW at 6

2014 Florida State Softball NC State at #10 Florida State (Game 2) Mar 15, 2014 at Tallahassee, FL (JoAnne Graf Field)

NC State 2 (15-8,6-2 ACC)

Florida State 4 (24-4,5-2 ACC)

Player	ab	r	h	rbi	bb	so	po	a	lob
Renada Davis ss	1	1	1	0	2	0	2	2	0
Lana Van Dyken 3b	3	0	0	0	0	1	1	2	0
Molly Hutchison c	3	0	1	0	1	7	1	1	0
Hanna Sommer dp	3	0	0	0	0	0	0	0	0
Chelsea Tate 2b	3	0	1	0	0	2	0		

FLORIDA STATE®

EIGHT WOMEN'S COLLEGE WORLD SERIES APPEARANCES • 12 ACC CHAMPIONSHIPS

2014 BOX SCORES

2014 Florida State Softball NC State at #10 Florida State Mar 16, 2014 at Tallahassee, FL (JoAnne Graf Field)

NC State 1 (15-9,6-3 ACC)														Florida State 5 (25-4,6-2 ACC)																																																																																																															
Player							ab							r							h							bb							so							po							a							lob																																																																					
Renada Davis ss														3														0														0														1														0														2														0																											
Lana Van Dyken 3b														3														0														1														0														0														2														0																											
Molly Hutchison c														3														0														0														1														4														0														0																											
Hanna Sommer dp														3														1														1														1														0														2														0														1													
Chelsea Tate 2b														3														0														0														0														4														3														0																											
Nadia Kemp If														2														0														0														0														2														1														0														0													
Tyler Ross If														0														0														0														0														1														0														0																											
Leah Jones 1b														2														0														0														0														1														7														1														0													
Scout Albertson cf														1														0														0														0														1														0														0														0													
Hannah Yeager c														1														0														0														0														1														0														0														0													
Kirsty Grant rf														2														0														0														0														1														0														0														0													
Emily Weiman p														0														0														0														0														0														1														0														0													
Courtney Mirabella p														0														0														0														0														0														0														0														0													
Totals							23							1							2							1							0							10							18							9							1																																																														

Player							ab							r							h							bb							so							po							a							lob																																																																																			
Tiffani Brown 2b														4														1														2														2														0														1														0														0														0													
Courtney Senas cf														3														1														2														1														1														1														0														2																											
Maddie O'Brien ss														2														0														0														1														0														2														1														0																											
Kelly Hensley dp														2														0														0														0														1														1														0														3																											
Bella D'Errico pr														0														1														0														0														0														0														0														0																											
Victoria East 1b														2														0														1														1														1														0														3														0																											
Ellie Cooper 1b														0														0														0														0														0														0														0														0																											
Stephanie Hartness If														2														0														0														0														0														2														0														0																											
Victoria Daddis ph														1														0														0														0														0														0														0														0																											
Lauren Harris pr/lf														0														1														0														0														0														0														0														0																											
Briana Hamilton 3b														2														0														0														0														1														0														3														0														1													
Celeste Gomez c														1														0														0														0														0														8														0														0																											
Macey Cheatham c														1														0														0														0														1														2														0														0																											
Bailey Schinella ph														1														1														0														0														0														0														0														0																											
Alex Kossoff rf														2														0														1														0														1														0														0														0																											
Jessica Burroughs p														0														0														0														0														0														0														0														0																											
Totals							23							5							5							5							6							4							21							1							6																																																																												

Score by Innings							1							2							3							4							5							6							7							R							H							E						
NC State							0							0							0							0							0							0							1							1							2							1						
Florida State							0							0							0							3							0							2							X							5							5							0						

E - Weiman(4). LOB - Wolfpack 1; Seminoles 6. 2B - East, V.(5). HR - Sommer(2); Senas, C.(5). SB - Van Dyken(6); Kossoff, A.(3).

NC State														Florida State																																																																																																																																											
Player							ip							h							r							er							bb							so							ab							bf							np																																																																																										
Emily Weiman														4.0														3														3														1														2														15														16														5														5														5													
Courtney Mirabella														2.0														2														2														2														5														2														8														13														5														5													

Win - Burroughs, J (10-1). Loss - Weiman (13-8). Save - None.
 PB - Gomez, C.(3). Pitches/strikes: Weiman 55/37; Mirabella 53/23; Burroughs, J 104/75.
 Umpires - HP: Will Lieske 1B: Chad Stearns 3B: Nelson Rosa
 Start: 9:57 am Time: 1:52 Attendance: 197
 Weather: 62 deg, Fair, Winds S at 5

2014 Florida State Softball #10 Florida State at North Florida Mar 19, 2014 at Jacksonville, FL (UNF Softball Complex)

Florida State 8 (27-4)														North Florida 0 (17-13)																																																																																																																													
Player							ab							r							h							bb							so							po							a							lob																																																																																			
Tiffani Brown 2b														2														2														1														0														2														1														0														1														0													
Courtney Senas cf														3														1														0														0														1														0														1														0														0													
Stephanie Hartness cf														0														0														0														0														0														0														0														0														0													
Maddie O'Brien ss														3														0														1														2														0														0														2														0														0													
Victoria Daddis ss														0														0														0														0														1														0														0														0														0													
Bailey Schinella dp/p														2														0														0														1														0														0														0														0														0													
Lauren Harris pr														0														0														0														0														0														0														0														0														0													
Victoria East 1b														2														1														1														0														0														5														0														0														0													
Ellie Cooper ph/1b														1														0														0														0														1														1														0														0														0													
Kelly Hensley If														3														2														1														0														0														0														0														0														0													
Briana Hamilton 3b														3														1														2														1														0														0														0														0														0													
Celeste Gomez c														2														0														1														2														0														0														3														0														0													
Bella D'Errico pr														0														0														0														0														0														0														0														0														0													
Macey Cheatham c														1														0														0														0														0														4														1														3														3													
Alex Kossoff rf														2														1														1														0														0														0														0														0														1													
Alex Powers ph														1														0														0														0														0														0														0														0														0													
Jessica Burroughs p														0														0														0														0														0														1														0														0														0													
Totals							25							8							9							5							4							2							15							3							6																																																																												

Score by Innings							1							2							3							4							5							R							H							E																				
Florida State							1							3							2							2							0							8							9							0																				
North Florida							0							0							0							0							0							0							0							1							2							2						

E - THOMAS; HOLTON. DP - Ospreys 1. LOB - Seminoles 6; Ospreys 3. 2B - O'Brien, M.(12). 3B - Hamilton, B.(1). SB - Brown, T.(18).

Florida State														North Florida																																																																																																																																											
Player							ip							h							r							er							bb							so							ab							bf							np																																																																																										
Jessica Burroughs														4.1														1														0														0														1														5														14														15														5														5													
Bailey Schinella														0.2														0														0														0														1														2														2														3														14														14													

Win - Burroughs, J (11-1). Loss - GOFF (4-5). Save - None.
 WP - Burroughs, J(5); WALLACE. Pitches/strikes: Burroughs, J 55/38; Schinella, B 14/7; GOFF 78/41; WALLACE 42/23.
 Umpires - HP: Leo Fleming 1B: Jason Smith 3B: Anthony Small
 Start: 6:21 pm Time: 1:33 Attendance: 492
 GOFF faced 2 batters in the 4th.

2014 Florida State Softball #10 Florida State at North Florida Mar 19, 2014 at Jacksonville, FL (UNF Softball Complex)

Florida State 11 (26-4)														North Florida 1 (17-12)																																																																																																																													
Player							ab							r							h							bb							so							po							a							lob																																																																																			
Tiffani Brown 2b														3														0														0														0														1														0														1														0																											
Victoria Daddis 2b														2														1														1														0														0														1														0														2														0													
Courtney Senas cf														1														3														1														0														3														0														0														0														0													
Maddie O'Brien ss														3														2														4														1														0														1														3														0														0													
Bailey Schinella dp														2														1														2														1														0														0														0														0														0													
Alex Powers ph														1														1														1														0														0														0														0														0														0													
Victoria East 1b														3														1														0														0														0														4														0														0														0													
Ellie Cooper 1b														1														1														1														0														0														2														1														0														0													
Kelly Hensley If														3														0														0														1														1														0														0														2														2													
Lauren Harris pr/lf														0														0														0														0														0														0														0														0														0													
Briana Hamilton 3b														4														0														2														0														0														1														2														2														2													
Celeste Gomez c														1														0														1														0														1														0														5														0														0													
Macey Cheatham c														2														0														0														0														1														4														0														0														0													
Alex Kossoff rf														2														0														0														0														0														1														0														2														2													
Stephanie Hartness If														2														0														1														1														0														0														1														0														0													
Lacey Waldrop p														0														0														0														0														0														0														1														0														0													
Jessica Nori p														0														0														0														0														0														0														0														0														0													
Totals							30							11							12							9							7							3							18							7							8																																																																												

Score by Innings							1							2							3							4							5							6							R							H							E						
Florida State							4							2							0							0							5							11							12							1													
North Florida							0							0							0							0							1							1							2							2							2						

E - Cheatham, M.(1); HOLTON 2. DP - Ospreys 1. LOB - Seminoles 8; Ospreys 3. 2B - Senas, C.(8); O'Brien, M.(11); Powers, A.(1). HR - O'Brien, M.(11). SB - Senas, C.(10).

Florida State														North Florida																																																																																																																																																									
Player							ip							h							r							er							bb							so							ab							bf							np																																																																																																								
Lacey Waldrop														4.0														1														0														0														1														7														13														14														5														9														5													
Jessica Nori														2.0														1														1														0														0														2														8														8														3														2														2													

Win - Waldrop, L (16-2). Loss - WALLACE (7-6). Save - None.
 WP - WALLACE; RADKE. Pitches/strikes: Waldrop, L 57/38; Nori, J. 32/25; WALLACE 50/26; RADKE 100/50.

Umpires - HP: Anthony Small 1B: Leo Fleming 3B: Jason Smith
 Start: 3:56 pm Time: 1:54 Attendance: 492

2014 Florida State Softball #10 Florida State vs Boston College Mar 22, 2014 at Smithfield, R.I. (Conaty Park)

Florida State 5 (28-4,7-2 ACC)														Boston College 1 (14-8,2-2 ACC)																																																																																																																													
Player							ab							r							h							bb							so							po							a							lob																																																																																			
Tiffani Brown 2b														3														0														0														1														1														0														3														1														0													
Courtney Senas cf														4														0														1														0														2														0														0														1														0													
Maddie O'Brien ss														2														1														0														1														0														1														3														2														0													
Bailey Schinella dp														3														1														1														0														1														0														0														0														0													
Victoria East 1b														3														1														1														3														0														1														7														0														2													
Ellie Cooper 1b														1														0														0														0														0														3														0														0																											

FLORIDA STATE®

1981 & 1982 AIAW NATIONAL CHAMPIONS • 27 NCAA APPEARANCES • #LTS

2014 BOX SCORES

2014 Florida State Softball #10 Florida State vs Boston College (Game 2) Mar 22, 2014 at Smithfield, R.I. (Conaty Park)

Florida State 5 (29-4,8-2 ACC)

Player	ab	r	h	rbi	bb	so	po	a	lob
Tiffany Brown 2b	3	1	0	1	2	0	0		
Courtney Senas cf	2	2	2	1	0	0	0		
Maddie O'Brien ss	2	1	2	1	0	2	5		
Bailey Schinella dp	2	1	1	1	1	0	0	1	
Victoria East 1b	3	0	0	0	0	5	0		
Macey Cheatham c	0	0	0	0	0	2	0		
Briana Hamilton 3b	3	0	0	0	1	0	3		
Kelly Hensley lf	3	0	0	0	1	0	0	1	
Lauren Harris if	0	0	0	0	0	0	0		
Celeste Gomez c	2	0	0	0	1	8	1		
Ellie Cooper 1b	1	0	0	0	0	2	0		
Alex Kossoff rf	3	0	0	0	0	0	0		
Jessica Burroughs p	0	0	0	0	0	0	1	0	
Totals	24	5	5	5	4	21	10	2	

Boston College 1 (14-9,2-3 ACC)

Player	ab	r	h	rbi	bb	so	po	a	lob
Megan Cooley cf	4	0	2	0	0	1	1	0	1
Jessie Daulton ss	3	0	0	0	0	2	4	2	0
Nicole D'Argento p/1b	2	0	1	0	1	1	4	1	1
Tory Speer c	3	0	1	0	0	1	4	1	1
Alana DiMaso 2b	2	0	0	0	1	1	2	0	0
Taylor Coroneos rf	3	0	1	0	0	2	1	1	2
Tatiana Cortez 3b	2	1	1	1	0	0	2	1	
Allison Chase pr	0	0	0	0	0	0	0	0	
Jordan Weed 1b/p	3	0	0	0	1	4	2	0	
Nicole Koszowski dp	3	0	0	0	1	0	0	0	
Annie Sommers lf	0	0	0	0	0	1	0	0	
Totals	25	1	6	1	2	10	21	9	6

Score by Innings	1	2	3	4	5	6	7	R	H	E
Florida State	0	1	0	2	2	0	0	5	5	0
Boston College	0	1	0	0	0	0	0	1	6	0

DP - Seminoles 1; Eagles 1. LOB - Seminoles 2; Eagles 6. HR - Senas, C.(6); O'Brien, M.(12); Schinella, B(2); T. Cortez(6). HBP - T. Cortez. SB - Brown, T.(21). CS - M. Cooley(7).

Florida State	ip	h	r	er	bb	so	ab	bf	np
Jessica Burroughs	7.0	6	1	1	2	10	25	28	107

Boston College	ip	h	r	er	bb	so	ab	bf	np
Nicole D'Argento	4.2	5	5	5	3	4	17	20	86
Jordan Weed	2.1	0	0	0	1	1	7	8	21

Win - Burroughs, J (12-1). Loss - N. D'Argento (8-6). Save - None.
HBP - by Burroughs, J (T. Cortez). Pitches/strikes: Burroughs, J 107/68; N. D'Argento 86/53; J. Weed 21/13.

Umpires - HP: Joe Alfonso 1B: Richard Silva 3B: John Stodley
Start: 3:45 pm Time: 2:06 Attendance: 100

2014 Florida State Softball #10 Florida State vs Boston College Mar 23, 2014 at Smithfield, R.I. (Conaty Park)

Florida State 8 (30-4,9-2 ACC)

Player	ab	r	h	rbi	bb	so	po	a	lob
Tiffany Brown 2b	4	1	1	0	0	1	0	5	
Courtney Senas cf	2	2	1	0	2	1	0	3	
Maddie O'Brien ss	3	1	1	0	1	0	1	0	
Corey Hendrickson pr	0	1	0	0	0	0	0	0	
Bailey Schinella dp/rf	2	1	1	2	1	0	0	0	
Alex Powers ph	1	0	0	0	0	0	0	0	
Victoria East 1b	3	0	0	1	0	4	0	1	
Kelly Hensley lf	0	0	0	0	1	2	0	0	
Briana Hamilton 3b	1	1	0	0	3	0	3	0	
Lauren Harris if	2	1	1	1	0	1	0	0	
Lauren Harris lf	1	0	0	0	0	0	0	2	
Celeste Gomez c	2	0	1	3	0	0	6	0	
Bella D'Errico pr	0	0	0	0	0	0	0	0	
Macey Cheatham c	0	0	0	0	0	1	0	0	
Alex Kossoff rf/dp	0	0	0	0	1	0	0	0	
Victoria Daddis ph/dp	1	0	1	0	1	0	0	0	
Lacey Waldrop p	0	0	0	0	0	0	3	0	
Totals	22	8	7	7	11	1	15	7	11

Boston College 0 (14-10,2-4 ACC)

Player	ab	r	h	rbi	bb	so	po	a	lob
Megan Cooley cf	1	0	0	0	1	1	2	0	0
Jessie Daulton ss	2	0	0	0	1	1	3	0	
Nicole D'Argento 1b/p	2	0	0	0	1	6	0	0	
Tory Speer c	2	0	0	0	0	3	0	1	
Alana DiMaso 2b	1	0	0	1	1	1	1	0	
Taylor Coroneos rf	2	0	1	0	0	0	1	0	
Tatiana Cortez 3b	0	0	0	0	0	0	0	0	
Madison Paulson 3b	2	0	0	0	0	2	0	3	0
Jordan Weed p/1b	2	0	0	0	0	0	1	0	
Nicole Koszowski dp	2	0	0	0	1	0	0	2	
Annie Sommers lf	0	0	0	0	0	0	2	0	0
Totals	16	0	1	0	2	7	15	9	3

Score by Innings	1	2	3	4	5	R	H	E
Florida State	4	0	0	3	1	8	7	0
Boston College	0	0	0	0	0	0	1	2

E - A. DiMaso(3); M. Paulson(5). LOB - Seminoles 11; Eagles 3. 2B - Gomez, C.(2). 3B - Senas, C.(4). SF - Gomez, C.(3). SB - Brown, T.(22); East, V.(3); Hensley, K.(1).

Florida State	ip	h	r	er	bb	so	ab	bf	np
Lacey Waldrop	5.0	1	0	0	2	7	16	18	79

Boston College	ip	h	r	er	bb	so	ab	bf	np
Jordan Weed	3.1	6	7	7	9	0	16	25	89
Nicole D'Argento	1.2	1	1	0	2	1	6	9	37

Win - Waldrop, L. (18-2). Loss - J. Weed (5-4). Save - None.
WP - J. Weed(5). PB - T. Speer(4). Pitches/strikes: Waldrop, L. 79/46; J. Weed 89/36; N. D'Argento 37/22.

Umpires - HP: Richard Silva 1B: Joe Alfonso 3B: John Stodley
Start: 11:00 am Time: 1:50 Attendance: 79
Weather: 38 deg, Mostly Cloudy, SW at 6
J. Weed faced 3 batters in the 1st.

2014 Florida State Softball Florida A&M at #9 Florida State Mar 26, 2014 at Tallahassee, FL (JoAnne Graf Field)

Florida A&M 0 (10-18)

Player	ab	r	h	rbi	bb	so	po	a	lob
WEAVER, Alyssa 2b	2	0	0	0	1	1	1	0	
IRVIS, Tashayla lf	3	0	0	0	1	3	0	0	
FULLWOOD, Amber 3b	2	0	0	0	2	0	1	0	
MOSLEY, Raven 3b	0	0	0	0	0	1	0	0	
ANDERSON, Denise c	2	0	0	0	2	0	0	1	
McBRIDE, Mies 1b	2	0	0	0	2	7	0	0	
MYRICK, Kieff ss	1	0	0	0	1	2	0	0	
PERERIRA, Kenya p/dp	2	0	0	0	2	0	0	0	
WEAVER, Amanda dp/cf	2	0	0	0	2	0	0	1	
ROBBS, Christina cf	0	0	0	0	0	0	0	0	
GORDON, Brielle rf	2	0	0	0	1	2	0	0	
TORRES, Bianca cf	0	0	0	0	0	1	0	0	
MINTER, Ashleigh p	0	0	0	0	0	0	1	0	
Totals	18	0	0	0	14	15	6	2	

Florida State 8 (31-4)

Player	ab	r	h	rbi	bb	so	po	a	lob
Tiffany Brown 2b	3	0	0	0	0	0	0	3	
Victoria Daddis ph/2b	1	0	0	0	0	0	0	0	
Courtney Senas cf/lf	3	1	1	0	1	0	0	1	
Maddie O'Brien ss	2	2	1	1	2	0	0	0	
Bella D'Errico pr	0	1	0	0	0	0	0	0	
Bailey Schinella rf/lf	1	1	1	0	2	0	0	0	
Lauren Harris pr/lf	1	1	0	0	0	0	0	0	
Victoria East 1b	2	0	0	1	0	0	3	2	
Ellie Cooper 1b	1	0	1	2	0	0	0	0	
Briana Hamilton 3b	3	1	2	1	0	0	1	0	
Kelly Hensley dp/rf	1	1	0	0	2	0	0	2	
Stephanie Hartness rf	0	0	0	0	0	0	0	0	
Celeste Gomez c	3	0	1	0	0	12	0	0	
Macey Cheatham c	0	0	0	0	0	2	0	0	
Alex Kossoff lf	1	0	1	0	0	0	0	0	
Alex Powers ph/dp	2	0	2	2	0	0	0	0	
Lacey Waldrop p	0	0	0	0	0	0	2	0	
Totals	24	8	9	8	7	0	18	2	9

Score by Innings	1	2	3	4	5	6	7	R	H	E
Florida A&M	0	0	0	0	0	0	0	0	0	1
Florida State	0	0	5	1	0	2	8	9	0	0

Note: None out, 1 runner LOB when the game ended.

E - MINTER, Ashle(2). LOB - Rattlers 2; Seminoles 9. 2B - Senas, C.(9). HR - O'Brien, M.(13). HBP - MYRICK, Kieff. SF - East, V.(3). SB - Senas, C.(11).

Florida A&M	ip	h	r	er	bb	so	ab	bf	np
PERERIRA, Kenya	2.1	2	3	3	5	0	8	14	64
MINTER, Ashleigh	2.2	7	5	3	2	0	16	18	73

Florida State	ip	h	r	er	bb	so	ab	bf	np
Lacey Waldrop	6.0	0	0	0	0	1	14	18	91

Win - Waldrop, L. (19-2). Loss - PERERIRA, Ken (0-6). Save - None.
WP - MINTER, Ashle(7). HBP - by Waldrop, L. (MYRICK, Kieff). Pitches/strikes: PERERIRA, Ken 64/31; MINTER, Ashle 73/43; Waldrop, L. 91/61.

Umpires - HP: Matt Dial 1B: Diane Kendall 3B: Leo Fleming
Start: 6:01 pm Time: 1:47 Attendance: 390
Weather: 60 deg, Cloudy, Winds N at 5
MINTER, Ashle faced 3 batters in the 6th.

2014 Florida State Softball #9 Florida State at North Carolina (Game 1) Mar 30, 2014 at Chapel Hill, N.C. (Anderson Stadium)

Florida State 6 (32-4,10-2 ACC)

Player	ab	r	h	rbi	bb	so	po	a	lob
Tiffany Brown 2b	4	1	1	0	0	0	3	2	0
Courtney Senas cf	4	3	3	2	0	0	1	0	0
Maddie O'Brien ss	3	0	1	0	1	5	3	0	
Bella D'Errico pr	0	0	0	0	0	0	0	0	
Bailey Schinella rf/dp	3	1	2	2	1	0	0	1	
Victoria East 1b	3	1	2	1	0	3	0	0	
Stephanie Hartness rf/lf	0	0	0	1	1	0	0	0	
Briana Hamilton 3b	4	0	0	0	0	1	4	1	
Lauren Walker pr	4	0	1	0	0	0	0	4	
Kelly Hensley dp/lf	0	0	0	0	0	0	0	0	
Lauren Harris pr/lf	0	0	0	0	0	0	0	0	
Celeste Gomez c	2	0	0	0	1	1	0	0	
Macey Cheatham c	1	0	0	0	1	3	0	0	
Alex Kossoff lf/rf	2	0	0	0	0	0	0	1	
Ellie Cooper 1b	1	0	0	0	0	4	0	0	
Lacey Waldrop p	0	0	0	0	0	0	1	0	
Totals	31	6	10	6	3	3	21	10	7

North Carolina 0 (18-13,9-3 ACC)

Player	ab	r	h	rbi	bb	so	po	a	lob
Aquilla Mateen cf	2	0	1	0	1	0	0	0	0
Amy Nece lf	2	0	0	0	0	0	4	0	0
Kristen Brown ss	3	0	0	0	1	2	3	0	
Jenna Kelly 1b	2	0	1	0	1	0	8	0	1
Amber Parrish c	3	0	0	0	0	4	0	2	
Stephanie Krider pr	0	0	0	0	0	0	0	0	
Kati Causey dp	3	0	1	0	0	1	0	0	1
Elena Covert pr	0	0	0	0	0	0	0	0	
Jordan Scarboro rf	2	0	0	0	0	0	0	0	
Lauren Walker pr	1	0	0	0	1	0	0	0	
Rosen 3b	2	0	0	0	0	2	2	0	
Erin Satterfield 2b	2								

2014 BOX SCORES

2014 Florida State Softball #9 Florida State at North Carolina (Game 2) Mar 30, 2014 at Chapel Hill, N.C. (Anderson Stadium)

Florida State 5 (33-4,11-2 ACC)

Player	ab	r	h	rbi	bb	so	po	a	lob
Tiffani Brown 2b	4	0	0	0	1	1	2		
Courtney Senas cf	4	1	2	0	0	1	0		
Maddie O'Brien ss	4	0	1	0	1	1	0		
Bailey Schinella rf/dp	3	0	0	0	1	0	1		
Victoria East dp	3	0	0	1	0	0	0		1
Lauren Harris lf	0	0	0	0	0	0	0		0
Stephanie Hartness lf/rf	3	1	1	1	0	1	0		1
Ellie Cooper 1b	2	1	1	0	1	0	5		0
Celeste Gomez c	1	1	0	0	1	0	7		0
Victoria Daddis ph	0	0	0	0	1	0	0		0
Bella D'Errico pr	0	0	0	0	0	0	0		0
Macey Cheatham c	0	0	0	0	0	0	0		0
Briana Hamilton 3b	3	1	1	3	0	1	0		1
Jessica Burroughs p	0	0	0	0	0	0	1		0
Lacey Waldrop p	0	0	0	0	0	0	5		0
Totals	27	5	6	5	4	3	21	5	5

Score by Innings	1	2	3	4	5	6	7	R	H	E
Florida State	0	3	0	1	1	0	0	5	6	1
North Carolina	0	0	0	2	0	0	1	3	6	0

E - O'Brien, M.(3). LOB - Seminoles 5; Tar Heels 10. 2B - Rosen(1). HR - Hartness, S.(1); Hamilton, B.(5). HBP - Brown.

Florida State	ip	h	r	er	bb	so	ab	bf	np	North Carolina	ip	h	r	er	bb	so	ab	bf	np
Jessica Burroughs	3.2	4	2	2	3	15	19	86		Lynch	4.0	4	4	3	2	16	19	78	
Lacey Waldrop	3.1	2	1	1	2	7	13	54		Batten	3.0	2	1	1	1	11	12	47	

Win - Waldrop, L. (21-2). Loss - Lynch (1-4). Save - None.
WP - Batten(3). HBP - by Burroughs, J (Brown). PB - Cheatham, M.(5). Pitches/strikes: Burroughs, J 86/48; Waldrop, L. 54/33; Lynch 78/45; Batten 47/30.

Umpires - HP: Nelson Rosa 1B: Don Brown 3B: Tom Meyer
Start: 5:35 pm Time: 2:30 Attendance: 373

2014 Florida State Softball #8 Florida State at #6 Florida Apr 02, 2014 at Gainesville, FL (KSP Stadium)

Florida State 3 (35-4)

Player	ab	r	h	rbi	bb	so	po	a	lob
Tiffani Brown 2b	3	1	0	0	1	0	1	2	0
Courtney Senas cf	4	0	1	0	2	0	0	0	0
Maddie O'Brien ss	4	1	2	2	0	1	2	0	2
Bailey Schinella rf	2	0	0	0	1	0	0	1	
Ellie Cooper pr/lf	1	0	0	0	0	0	0	0	0
Victoria East 1b	4	0	1	0	0	11	0	0	0
Kelly Hensley dp	1	0	0	0	0	0	0	0	0
Alex Powers ph/dp	3	0	0	0	1	0	0	2	
Stephanie Hartness lf	0	0	0	0	0	0	0	0	0
Alex Kossoff lf/dp	3	0	0	0	0	0	0	1	
Lauren Harris lf	0	0	0	0	0	0	0	0	0
Celeste Gomez c	2	0	0	0	0	10	1	0	0
Victoria Daddis ph	1	0	1	0	0	0	0	0	0
Bella D'Errico pr	0	0	0	0	0	0	0	0	0
Briana Hamilton 3b	3	1	1	1	0	1	0	5	0
Lacey Waldrop p	0	0	0	0	0	0	3	0	0
Totals	31	3	6	3	2	5	24	11	6

Score by Innings	1	2	3	4	5	6	7	8	R	H	E
Florida State	0	0	1	1	0	0	0	1	3	6	0
Florida	1	0	0	1	0	0	0	0	2	6	1

E - Herndon(1). LOB - Seminoles 6; Gators 7. 2B - Munro(7). HR - O'Brien, M.(14); Hamilton, B.(7). HBP - Toftt. SB - Stewart 2(23); Toftt(5). CS - Cooper, E.(2); Herndon(1).

Florida State	ip	h	r	er	bb	so	ab	bf	np	Florida	ip	h	r	er	bb	so	ab	bf	np
Lacey Waldrop	8.0	6	2	2	4	9	28	33	145	Lauren Haeger	4.0	4	2	2	0	1	16	16	71
										Delanie Gourley	2.0	1	0	0	1	4	7	8	31
										Hannah Rogers	2.0	1	1	1	1	0	8	9	29

Win - Waldrop, L. (23-2). Loss - Rogers (14-6). Save - None.
HBP - by Waldrop, L. (Toftt). Pitches/strikes: Waldrop, L. 145/89; Haeger 71/44; Gourley 31/19; Rogers 29/22.

Umpires - HP: Roger Berube 1B: Jason Smith 3B: Leo Fleming
Start: 6:08 pm Time: 2:29 Attendance: 1710

2014 Florida State Softball #9 Florida State at North Carolina Mar 31, 2014 at Chapel Hill, NC (Anderson Stadium)

Florida State 5 (34-4,12-2 ACC)

Player	ab	r	h	rbi	bb	so	po	a	lob
Tiffani Brown 2b	4	0	1	0	0	0	5	1	0
Courtney Senas cf	3	1	1	1	1	1	0	0	0
Maddie O'Brien ss	4	0	2	0	0	2	3	0	0
Bailey Schinella rf/dp	2	1	1	0	2	0	0	1	
Alex Kossoff rf	0	0	0	0	0	0	0	0	0
Victoria East 1b	4	0	1	0	0	6	0	4	
Stephanie Hartness lf/rf	3	1	0	0	1	0	0	0	0
Kelly Hensley dp	1	0	0	0	0	0	0	0	0
Alex Powers ph	1	0	1	0	0	0	0	0	0
Lauren Harris lf	0	0	0	0	0	0	0	0	0
Ellie Cooper ph/lf	2	0	0	0	1	0	0	0	0
Celeste Gomez c	2	1	1	0	1	0	1	0	2
Bella D'Errico pr	0	0	0	0	0	0	0	0	0
Macey Cheatham c	0	0	0	0	0	3	0	0	0
Briana Hamilton 3b	3	1	1	3	0	1	1	3	1
Lacey Waldrop p	0	0	0	0	0	1	1	0	0
Totals	29	5	9	5	5	3	21	8	8

Score by Innings	1	2	3	4	5	6	7	R	H	E
Florida State	0	3	1	1	0	0	0	5	9	1
North Carolina	1	0	0	0	0	0	0	1	3	1

E - Hamilton, B.(9); Parrish(2). DP - Seminoles 1. LOB - Seminoles 8; Tar Heels 4. HR - Senas, C.(8); Hamilton, B.(6). HBP - Rosen. SF - Brown(2). SB - Brown, T.(23).

Florida State	ip	h	r	er	bb	so	ab	bf	np	North Carolina	ip	h	r	er	bb	so	ab	bf	np
Lacey Waldrop	7.0	3	1	0	1	4	23	26	96	Lori Spingola	2.0	3	4	4	0	9	13	66	
										Batten	5.0	6	1	1	1	3	20	21	67

Win - Waldrop, L. (22-2). Loss - Spingola (13-9). Save - None.
HBP - by Waldrop, L. (Rosen). PB - Gomez, C.(5). Pitches/strikes: Waldrop, L. 96/62; Spingola 66/35; Batten 67/44.

Umpires - HP: Don Brown 1B: Tom Meyer 3B: Nelson Rosa
Start: 6:02 pm Time: 2:16 Attendance: 712
Spingola faced 2 batters in the 3rd.

2014 Florida State Softball Maryland at #8 Florida State (Game 1) Apr 05, 2014 at Tallahassee, FL (JoAnne Graf Field)

Maryland 2 (3-26,2-7 ACC)

Player	ab	r	h	rbi	bb	so	po	a	lob
Amanda McCann rf	3	0	1	0	0	0	2	0	0
Shannon Bustillos c	3	0	1	2	0	0	1	0	0
Lindsey Schmeiser ss	2	0	0	0	1	1	0	0	0
Jessica Warner 3b	2	0	0	0	1	1	2	0	0
Candice Beards 1b	1	0	0	0	1	0	4	0	2
Corey Schwartz dp	1	0	0	1	1	0	0	0	0
Kylie Dattl cf	2	0	0	0	2	1	0	1	
Julie Strange 2b	1	1	0	0	1	0	2	1	0
Erin Pronobis lf	2	1	1	0	0	1	1	0	1
Kaitlyn Schmeiser p	0	0	0	0	0	0	4	0	0
Totals	17	2	3	2	4	6	12	7	4

Score by Innings	1	2	3	4	5	R	H	E
Maryland	0	0	2	0	0	2	3	2
Florida State	4	1	3	2	X	10	9	0

E - McCann, A.(1); Bustillos, S(1). LOB - Terrapins 4; Seminoles 5. 2B - O'Brien, M.(13); Schinella, B(7); East, V.(6). HR - O'Brien, M.(15). SF - Hamilton, B.(1). SB - Senas, C.(12).

Maryland	ip	h	r	er	bb	so	ab	bf	np	Florida State	ip	h	r	er	bb	so	ab	bf	np
Kaitlyn Schmeiser	4.0	9	10	8	6	1	20	27	119	Lacey Waldrop	4.0	3	2	2	4	6	14	18	72
										Jessica Nori	1.0	0	0	0	0	3	3	10	

Win - Waldrop, L. (24-2). Loss - Schmeiser, K (2-9). Save - None.
WP - Schmeiser, K(8); Waldrop, L.(10). PB - Bustillos, S(7). Pitches/strikes: Schmeiser, K 119/65; Waldrop, L. 72/41; Nori, J. 10/7.

Umpires - HP: Ronald Alexander 1B: Ted Broyles 3B: Don Brown
Start: 10:02 am Time: 1:38 Attendance: 230
Weather: 71 deg, Cloudy, Winds Calm



2014 BOX SCORES

2014 Florida State Softball Maryland at #8 Florida State (Game 2) Apr 05, 2014 at Tallahassee, FL (JoAnne Graf Field)

Maryland 6 (3-27,2-8 ACC)

Player	ab	r	h	rbi	bb	so	po	a	lob
Amanda McCann rf	3	2	1	0	1	0	2		
Shannon Bustillos c	3	0	0	1	0	4	0	0	0
Lindsey Schmeiser ss	4	1	3	1	0	2	1	0	0
Candice Beards 1b	3	0	1	2	0	1	4	0	0
Jessica Warner 3b	2	0	0	0	1	0	1	3	0
Corey Schwartz 2b	3	0	1	0	0	1	3	1	2
Julie Strange dp	3	1	1	0	0	0	0	3	
Kylie Dattil cf	2	1	1	0	0	1	1	0	0
Erin Pronobis lf	3	1	1	3	0	1	0	0	0
Brenna Nation p	0	0	0	0	0	0	1	0	0
J. Bautista-Geiger p	0	0	0	0	0	0	0	0	0
Totals	26	6	9	6	3	2	17	7	7

Florida State 14 (37-4,14-2 ACC)

Player	ab	r	h	rbi	bb	so	po	a	lob
Tiffani Brown 2b	3	2	1	0	1	1	3	1	0
Courtney Senas cf	3	2	1	2	1	0	3	0	0
Maddie O'Brien ss	1	1	0	0	3	0	3	1	
Bailey Schinella rf/dp	3	0	1	2	0	1	0	0	0
Victoria East 1b	1	1	1	0	1	0	4	0	1
Ellie Cooper 1b	0	1	0	0	0	0	2	0	0
Alex Kossoff lf	3	1	1	0	0	0	2	0	1
Victoria Daddis ph	1	0	1	0	0	0	0	0	0
Lauren Harris pr/lf	0	0	0	0	0	0	0	0	0
Kelly Hensley dp	2	1	2	1	1	0	0	0	0
Bella D'Errico pr	0	1	0	0	0	0	0	0	0
Stephanie Hartness rf	0	1	0	1	1	0	0	0	0
Celeste Gomez c	2	0	1	2	0	1	3	0	0
Alex Powers ph	0	0	0	0	1	0	0	0	0
Macey Cheatham pr/c	0	1	0	0	0	0	0	0	0
Corey Hendrickson ph	1	1	1	2	0	0	0	0	0
Briana Hamilton 3b	4	1	1	1	0	0	0	3	0
Jessica Burroughs p	0	0	0	0	0	0	0	0	0
Jessica Nori p	0	0	0	0	0	0	1	0	0
Lacey Waldrop p	0	0	0	0	0	0	1	0	0
Totals	24	14	12	9	3	18	8	5	

Score by Innings	1	2	3	4	5	6	R	H	E
Maryland	1	3	0	1	1	0	6	9	2
Florida State	2	0	1	3	4	4	14	10	0

Note: 2 outs, 2 runners LOB when the game ended.

E - Warner, J.(3); Dattil, K.(4). DP - Terrapins 1. LOB - Terrapins 7; Seminoles 5. 2B - Gomez, C.(3). HR - Schmeiser, L.(3); Pronobis, E.(1); Hendrickson(1); Hamilton, B.(8). HBP - Dattil, K.; Cooper, E. SF - Beards, C.(1); Schinella, B.(2); East, V.(4).

Maryland	ip	h	r	er	bb	so	ab	bf	np
Brenna Nation	5.0	8	10	9	7	2	19	28	117
J. Bautista-Geiger	0.2	2	4	3	2	1	5	8	35

Florida State	ip	h	r	er	bb	so	ab	bf	np
Jessica Burroughs	1.0	3	4	4	3	1	5	10	46
Jessica Nori	3.0	4	1	1	0	1	13	13	60
Lacey Waldrop	2.0	2	1	1	0	0	8	8	26

Win - Waldrop, L. (25-2). Loss - Nation, B. (0-12). Save - None. WP - Nation, B.(9); Burroughs, J.2(7); Nori, J.(1). HBP - by Burroughs, J. (Dattil, K.); by Bautista-Gei (Cooper, E.). PB - Cheatham, M.(6). Pitches/strikes: Nation, B. 117/55; Bautista-Gei 35/16; Burroughs, J.46/22; Nori, J. 60/39; Waldrop, L. 26/19.

Umpires - HP: Ted Broyles 1B: Don Brown 3B: Ronald Alexander Start: 12:10 pm Time: 2:35 Attendance: 220 Burroughs, J. faced 3 batters in the 2nd.

2014 Florida State Softball #8 Florida at #7 Florida State Apr 09, 2014 at Tallahassee, FL (JoAnne Graf Field)

Florida 4 (35-8)

Player	ab	r	h	rbi	bb	so	po	a	lob
Kelsey Stewart 2b	2	0	0	0	1	0	3	0	0
Chelsea Herndon lf	1	0	0	0	0	0	0	0	0
Briana Little lf/rf	1	1	0	0	1	0	1	0	0
Kirsti Merritt cf	3	1	1	0	0	0	0	0	0
Lauren Haeger dp	3	0	0	0	1	0	0	0	0
Stephanie Toftt 3b	1	1	0	0	1	0	3	0	0
Taylor Schwarz 1b	3	0	1	2	0	5	4	0	
Aubree Munro c	3	0	0	0	3	3	1	2	
Kathlyn Medina ss	2	0	0	0	1	4	0	0	
Bailey Castro ph	1	1	1	2	0	0	0	0	0
Justine McLean rf	2	0	0	0	2	2	0	0	
Jessica Damico lf	0	0	0	0	0	0	0	0	0
Taylor Fuller ph	1	0	0	0	0	1	0	0	0
Hannah Rogers p	0	0	0	0	0	0	1	3	0
Totals	23	4	3	4	3	9	21	12	2

Score by Innings	1	2	3	4	5	6	7	R	H	E
Florida	0	0	0	2	0	0	2	4	3	1
Florida State	0	0	0	0	1	1	2	5	5	0

E - Munro(2). LOB - Gators 2; Seminoles 9. HR - Castro(5). HBP - Toftt; Hensley, K.. CS - Stewart(4).

Florida	ip	h	r	er	bb	so	ab	bf	np
Hannah Rogers	7.0	5	2	1	5	4	26	32	132

Florida State 2 (38-5)

Player	ab	r	h	rbi	bb	so	po	a	lob
Courtney Senas cf	4	1	0	0	0	2	0	0	0
Tiffani Brown 2b	4	0	1	0	0	1	2	2	0
Maddie O'Brien ss	4	0	2	1	0	1	0	1	1
Bailey Schinella rf	3	0	0	0	1	0	0	2	
Bella D'Errico pr	0	0	0	0	0	0	0	0	0
Kelly Hensley lf	0	0	0	0	2	0	0	0	0
Lauren Harris pr/lf	0	0	0	0	0	0	0	0	0
Alex Kossoff pr/lf	0	1	0	0	0	0	0	0	0
Stephanie Hartness ph	1	0	0	0	0	0	0	0	1
Victoria East 1b	2	0	1	0	1	0	9	0	0
Ellie Cooper 1b	0	0	0	0	0	0	0	0	0
Alex Powers dp	3	0	1	1	0	0	0	0	0
Celeste Gomez c	2	0	0	0	0	0	9	1	2
Victoria Daddis ph	1	0	0	0	0	0	0	0	2
Briana Hamilton 3b	2	0	0	0	1	0	1	6	1
Lacey Waldrop p	0	0	0	0	0	0	1	0	0
Jessica Burroughs p	0	0	0	0	0	0	0	0	0
Totals	26	2	5	2	5	4	21	11	9

Florida State	ip	h	r	er	bb	so	ab	bf	np
Lacey Waldrop	6.2	3	4	4	3	8	22	26	115
Jessica Burroughs	0.1	0	0	0	0	1	1	1	4

Win - Rogers (17-6). Loss - Waldrop, L. (25-3). Save - None. HBP - by Rogers (Hensley, K.); by Waldrop, L. (Toftt). Pitches/strikes: Rogers 132/81; Waldrop, L. 115/70; Burroughs, J.4/3.

Umpires - HP: Don Brown 1B: Will Lieske 3B: Robbie Guest Start: 6:03 pm Time: 2:05 Attendance: 1420 Weather: 73 deg, Partly Cloudy, WSW 12

2014 Florida State Softball Maryland at #8 Florida State Apr 06, 2014 at Tallahassee, FL (JoAnne Graf Field)

Maryland 5 (3-28,2-9 ACC)

Player	ab	r	h	rbi	bb	so	po	a	lob
Amanda McCann rf	3	0	2	1	1	0	0	0	0
Shannon Bustillos c	3	1	1	1	0	5	0	1	
Lindsey Schmeiser ss	3	0	0	0	1	2	2	0	0
Candice Beards 1b	4	0	1	1	0	5	0	3	
Jessica Warner 3b	3	0	0	0	1	2	1	2	
Julie Strange 2b	3	1	1	0	1	0	2	1	
Corey Schwartz dp	3	1	1	0	0	0	1	1	
Sarah Calta pr	0	1	0	0	0	0	0	0	0
Kylie Dattil cf	3	0	0	0	1	2	0	0	0
Erin Pronobis lf	2	1	1	0	0	2	0	0	0
Madison Martin p	0	0	0	0	0	0	1	0	0
Kaitlyn Schmeiser p	0	0	0	0	0	0	1	0	0
Totals	27	5	7	3	6	5	18	7	8

Florida State 7 (38-4,15-2 ACC)

Player	ab	r	h	rbi	bb	so	po	a	lob
Tiffani Brown 2b	4	0	1	0	0	0	3	1	1
Courtney Senas cf	4	0	1	1	0	0	0	0	2
Maddie O'Brien ss	3	2	2	1	0	3	2	0	0
Bella D'Errico pr	0	0	0	0	0	0	0	0	0
Bailey Schinella rf	2	0	0	0	0	0	0	0	0
Corey Hendrickson rf	0	0	0	0	0	1	0	0	0
Stephanie Hartness rf/lf	1	1	1	0	0	0	0	0	0
Alex Powers dp	3	1	0	1	1	0	0	0	0
Lauren Harris pr/lf	0	1	0	0	0	0	0	0	0
Kelly Hensley lf/dp	4	1	3	3	0	0	0	0	3
Alex Kossoff pr/rf	0	0	0	0	0	0	0	0	0
Ellie Cooper 1b	4	0	1	0	0	1	7	0	3
Celeste Gomez c	1	0	0	0	1	5	1	0	
Victoria East ph	1	1	1	0	0	0	0	0	0
Macey Cheatham c	0	0	0	0	0	1	0	0	0
Victoria Daddis ph	1	0	0	0	0	0	0	0	0
Briana Hamilton 3b	2	1	2	1	0	1	7	0	
Jessica Burroughs p	0	0	0	0	0	0	0	0	0
Jessica Nori p	0	0	0	0	0	0	1	0	0
Lacey Waldrop p	0	0	0	0	0	0	0	0	0
Totals	30	7	13	6	4	3	21	11	9

Score by Innings	1	2	3	4	5	6	7	R	H	E
Maryland	0	0	0							

2014 BOX SCORES

2014 Florida State Softball #7 Florida State at #23 Notre Dame (Game 2) Apr 13, 2014 at South Bend, Ind. (Melissa Cook Stadium)

Florida State 9 (39-6,16-3 ACC)

Player	ab	r	h	rbi	bb	so	po	a	lob
Tiffani Brown 2b	4	1	2	1	2	1	2	0	0
Courtney Senas cf	5	2	3	1	1	0	0	3	
Maddie O'Brien ss	4	0	0	1	0	3	0	3	
Bailey Schinella rf/lf	5	0	0	0	0	0	3	3	
Stephanie Hartness rf/lf	0	0	0	0	0	1	0	0	
Kelly Hensley dp/1b	3	2	1	0	2	0	0	0	
Ellie Cooper pr/1b	0	1	0	0	0	1	0	0	
Victoria East 1b/dp	5	2	3	1	0	0	8	0	
Celeste Gomez c	3	1	2	2	1	0	8	0	
Bella D'Errico pr	0	0	0	0	0	0	0	0	
Alex Kossoff lf/rf	3	0	2	1	1	0	1	0	
Alex Powers ph	1	0	1	2	0	0	0	0	
Briana Hamilton 3b	5	0	1	0	0	2	4	1	2
Jessica Burroughs p	0	0	0	0	0	0	3	0	
Lacey Waldrop p	0	0	0	0	0	0	1	0	
Totals	38	9	15	9	8	4	27	7	12

Score by Innings	1	2	3	4	5	6	7	8	9	R	H	E
Florida State	0	1	0	0	1	1	4	0	2	9	15	1
Notre Dame	0	0	0	1	1	5	0	0	0	7	12	0

E - East, V.(4). DP - Irish 2. LOB - Seminoles 12; Irish 8. 2B - East, V. 2(10); Stuhr(4). HR - Senas, C.(9); Haus(3); Arizmendi(8). SH - Gomez, C.(1); Simon(7). SF - O'Brien, M.(3); Koerner(5). SB - Kossoff, A.(4); Wester 2(20).

Florida State	ip	h	r	er	bb	so	ab	bf	np	Notre Dame	ip	h	r	er	bb	so	ab	bf	np
Jessica Burroughs	6.0	11	7	3	1	27	32	95		Allie Rhodes	8.0	11	6	5	6	2	31	39	138
Lacey Waldrop	3.0	1	0	0	0	5	10	35		Rachel Nasland	0.0	1	2	2	1	0	1	2	12
										Laura Winter	1.0	3	1	1	1	2	6	7	34

Win - Waldrop, L. (26-4). Loss - Rhodes (5-4). Save - None.
WP - Rhodes 2(7). Pitches/strikes: Burroughs, J 95/62; Waldrop, L. 35/28; Rhodes 138/69; Nasland 12/5; Winter 34/21.

Umpires -
Start: 2:25 pm Time: 2:54 Attendance:
Nasland faced 2 batters in the 7th.
Rhodes faced 1 batter in the 9th.

2014 Florida State Softball #8 Florida State at Pitt (Game 2) Apr 16, 2014 at Pittsburgh, PA (Vartabedian Field)

Florida State 10 (41-6,18-3 ACC)

Player	ab	r	h	rbi	bb	so	po	a	lob
Tiffani Brown 2b/dp	5	2	2	1	0	0	0	1	1
Courtney Senas cf/lf	4	2	2	1	1	1	0	0	
Maddie O'Brien ss	1	1	1	3	4	0	0	3	
Kelly Hensley lf/rf	4	1	2	1	1	0	0	2	
Victoria East dp/1b	3	0	0	1	2	5	0	0	
Corey Hendrickson ph	1	0	0	0	1	0	0	2	
Ellie Cooper 1b	2	0	0	0	1	5	0	3	
Alex Powers ph	1	0	1	1	0	0	0	0	
Victoria Daddis ph/2b	1	0	0	0	1	0	1	0	
Alex Kossoff rf/cf	4	1	1	0	0	0	0	0	
Macey Cheatham c	1	2	0	0	2	1	9	0	
Bailey Schinella ph	0	0	0	0	1	0	0	0	
Bella D'Errico pr	0	0	0	0	0	0	0	0	
Briana Hamilton 3b	4	1	2	2	0	1	0	3	2
Jessica Burroughs p	0	0	0	0	0	0	0	0	
Jessica Nori p	0	0	0	0	0	0	1	1	0
Totals	31	10	11	10	10	8	21	9	10

Score by Innings	1	2	3	4	5	6	7	R	H	E
Florida State	0	3	2	3	0	0	2	10	11	2
Pitt	0	2	0	0	0	1	0	3	5	1

E - Burroughs, J 2(3); T. Nirschl(3). LOB - Seminoles 10; Panthers 7. 2B - Brown, T.(5); O'Brien, M.(16); Hensley, K.(2); Powers, A.(3); Hamilton, B. 2(6); J. Fannin(4); K. Balatgek(4). HR - Senas, C.(10). SB - Kossoff, A.(5); C. Thea(7); T. Nirschl(7).

Florida State	ip	h	r	er	bb	so	ab	bf	np	Pitt	ip	h	r	er	bb	so	ab	bf	np
Jessica Burroughs	5.0	2	2	0	3	9	19	22	95	Savannah King	3.0	4	5	5	6	3	13	19	84
Jessica Nori	2.0	3	1	1	0	0	9	9	24	Lauren Vinson	0.1	2	3	3	1	0	3	4	22
										Alexa Larkin	3.2	5	2	1	3	5	15	18	74

Win - Burroughs, J (14-1). Loss - S. King (7-16). Save - None.
WP - Burroughs, J(8). Pitches/strikes: Burroughs, J 95/69; Nori, J. 24/20; S. King 84/44; L. Vinson 22/12; A. Larkin 74/43.

Umpires - HP: Erin Minton 1B: Brian Sonak 3B: Matthew Dunbar
Start: 4:45 pm Time: 2:30 Attendance: 120

2014 Florida State Softball #8 Florida State at Pitt (Game 1) Apr 16, 2014 at Pittsburgh, PA (Vartabedian Field)

Florida State 5 (40-6,17-3 ACC)

Player	ab	r	h	rbi	bb	so	po	a	lob
Tiffani Brown 2b	4	0	1	1	0	2	3	0	
Courtney Senas cf	2	1	0	0	2	1	0	0	
Maddie O'Brien ss	3	2	3	4	0	0	1	0	
Kelly Hensley lf/dp	4	0	0	0	0	0	1	0	
Victoria East 1b/dp	2	0	0	1	0	7	0	0	
Alex Powers dp	1	0	0	0	1	0	0	0	
Bella D'Errico pr	0	0	0	0	0	0	0	0	
Stephanie Hartness lf	0	0	0	0	0	0	0	0	
Bailey Schinella ph/dp	1	0	0	0	0	0	0	0	
Ellie Cooper 1b	0	0	0	0	0	1	0	0	
Celeste Gomez c	2	0	0	0	1	8	0	1	
Corey Hendrickson ph	1	0	0	0	1	0	0	0	
Alex Kossoff rf	3	0	1	0	1	0	0	1	
Briana Hamilton 3b	3	2	1	0	0	1	5	0	
Lacey Waldrop p	0	0	0	0	0	0	2	0	
Totals	26	5	6	5	4	6	21	11	5

Score by Innings	1	2	3	4	5	6	7	R	H	E
Florida State	0	0	0	1	1	0	3	5	6	2
Pitt	0	0	0	0	1	0	1	2	7	1

E - Brown, T.(8); Hartness, S.(3); Throckmorton(11). DP - Panthers 1. LOB - Seminoles 5; Panthers 9. 2B - O'Brien, M.(15); C. Thea(7). 3B - Hamilton, B.(2). HR - O'Brien, M. 2(20). HBP - O'Brien, M.; T. Nirschl. SB - East, V.(4); Throckmorton(1). CS - Brown, T.(3).

Florida State	ip	h	r	er	bb	so	ab	bf	np	Pitt	ip	h	r	er	bb	so	ab	bf	np
Lacey Waldrop	7.0	7	2	1	2	7	29	32	123	Alexa Larkin	5.0	4	2	2	2	4	19	22	83
										Savannah King	2.0	2	3	3	2	2	7	9	32

Win - Waldrop, L. (27-4). Loss - A. Larkin (6-8). Save - None.
WP - Waldrop, L.(12). HBP - by Waldrop, L. (T. Nirschl); by A. Larkin (O'Brien, M.). Pitches/strikes: Waldrop, L. 123/81; A. Larkin 83/49; S. King 32/20.

Umpires - HP: Matthew Dunbar 1B: Erin Minton 3B: Brian Sonak
Start: 2:04 pm Time: 2:00 Attendance: 127

2014 Florida State Softball Syracuse at #8 Florida State (Game 1) Apr 19, 2014 at Tallahassee, FL (JoAnne Graf Field)

Syracuse 1 (20-20,10-9 ACC)

Player	ab	r	h	rbi	bb	so	po	a	lob
Shirley Daniels cf	4	0	0	0	0	1	2	0	2
Nicole Lundstrom dp	3	0	0	0	0	1	0	0	0
Corinne Ozanne ss	3	0	1	0	0	3	0	1	
Jasmine Watson c	3	0	1	0	2	5	0	1	
Kristina Kinsey pr	0	0	0	0	0	0	0	0	
Julie Wambold 2b	3	0	0	0	0	1	3	0	
Sydney O'Hara 1b	3	1	2	0	0	0	5	0	
Danielle Chitkowski 3b	3	0	1	0	0	1	2	1	
Mary Dombrowski rf	3	0	2	0	0	1	0	1	
Alyssa Dewes lf	3	0	0	0	0	0	0	0	
Christina Clermont p	0	0	0	0	0	0	1	0	
Lindsey Larkin p	0	0	0	0	0	0	0	0	
Totals	28	1	7	0	0	5	18	6	6

Score by Innings	1	2	3	4	5	6	7	R	H	E
Syracuse	0	0	0	0	0	0	1	1	7	1
Florida State	0	1	0	1	5	0	X	7	10	2

E - Wambold(8); Brown, T.(9); Senas, C.. LOB - Orange 6; Seminoles 10. HR - Hensley, K.(2); Hamilton, B.(9). SB - East, V.(5). CS - Daniels(6).

Syracuse	ip	h	r	er	bb	so	ab	bf	np	Florida State	ip	h	r	er	bb	so	ab	bf	np
Christina Clermont	4.0	8	7	7	5	4	21	26	116	Lacey Waldrop	7.0	7	1	1	0	5	28	28	87
Lindsey Larkin	2.0	2	0	0	1	1	8	9	27										

Win - Waldrop, L. (28-4). Loss - Clermont (4-5). Save - None.
BK - Clermont(1). Pitches/strikes: Clermont 116/65; Larkin 27/19; Waldrop, L. 87/51.

Umpires - HP: Craig Hyde 1B: Frank Holcomb 3B: Rickie Sexton
Start: 5:04 pm Time: 1:58 Attendance: 390
Clermont faced 6 batters in the 5th.



2014 BOX SCORES

2014 Florida State Softball Syracuse at #8 Florida State (Game 2) Apr 19, 2014 at Tallahassee, Fla. (JoAnne Graf Field)

Syracuse 0 (20-21,10-10 ACC)

Florida State 5 (43-6,20-3 ACC)

Player	ab	r	h	rbi	bb	so	po	a	lob
Shirley Daniels cf	4	0	1	0	1	0	0	2	
Nicole Lundstrom 1b	3	0	0	0	2	0	0		
Corinne Ozanne ss	2	0	0	1	4	1	0		
Jasmine Watson c	3	0	1	0	2	6	1	0	
Julie Wambold 2b	3	0	0	0	1	5	2	3	
Sydney O'Hara p	3	0	3	0	0	0	1	0	
Danielle Chitkowski 3b	2	0	0	0	1	0	1	1	
Riley Johnson ph	1	0	0	0	0	0	0	0	
Mary Dombrowski rf	2	0	0	0	2	0	0	0	
Ellie Forkin ph	1	0	0	0	1	0	0	0	
Alyssa Dewes lf	2	0	1	0	1	1	1	1	
Lindsey Larkin dp	0	0	0	0	0	0	0	0	
Totals	26	0	6	0	21	18	7	7	

Player	ab	r	h	rbi	bb	so	po	a	lob
Maddie O'Brien ss	0	2	0	0	3	0	0	1	0
Tiffani Brown 2b	1	0	0	0	1	3	1	0	
Courtney Senas cf	3	1	3	0	1	1	0	0	
Kelly Hensley lf/dp	3	1	2	1	0	0	0	1	
Victoria East 1b	2	0	1	1	0	3	0	0	
Ellie Cooper 1b	0	0	0	0	0	1	0	0	
Bailey Schinella dp	2	0	0	0	1	0	0	1	
Lauren Harris lf	0	0	0	0	0	0	0	0	
Alex Powers ph	1	0	0	0	1	0	0	1	
Stephanie Hartness lf	0	0	0	0	0	1	0	0	
Alex Kossoff rf	3	0	1	0	1	1	0	0	
Celeste Gomez c	3	0	0	0	1	11	0	1	
Briana Hamilton 3b	2	1	1	0	1	0	1	0	
Jessica Burroughs p	0	0	0	0	0	0	0	0	
Totals	20	5	6	5	6	21	3	4	

Score by Innings

	1	2	3	4	5	6	7	R	H	E
Syracuse	0	0	0	0	0	0	0	0	6	0
Florida State	2	0	0	3	0	X	5	6	0	

DP - Seminoles 1. LOB - Orange 7; Seminoles 4. 2B - Dewes(6); Hensley, K. 2(4); Hamilton, B.(7). HR - Senas, C.(11). SH - Brown, T. 2(2). SB - East, V.(6). CS - Kossoff, A.(2).

Syracuse	ip	h	r	er	bb	so	ab	bf	np	Florida State	ip	h	r	er	bb	so	ab	bf	np
Sydney O'Hara	6.0	6	5	5	5	6	20	27	115	Jessica Burroughs	7.0	6	0	0	2	10	26	28	117

Win - Burroughs, J (15-1). Loss - O'Hara (13-9). Save - None. Pitches/strikes: O'Hara 115/65; Burroughs, J 117/77.

Umpires - HP: Frank Holcomb 1B: Rickie Sexton 3B: Craig Hyde Start: 7:30 pm Time: 1:54 Attendance: 275

2014 Florida State Softball Syracuse at #8 Florida State Apr 20, 2014 at Tallahassee, Fla. (JoAnne Graf Field)

Syracuse 1 (20-22,10-11 ACC)

Florida State 9 (44-6,21-3 ACC)

Player	ab	r	h	rbi	bb	so	po	a	lob
Shirley Daniels cf	3	0	0	0	1	4	0	0	
Nicole Lundstrom 1b/dp	2	0	1	0	1	0	0	0	
Corinne Ozanne ss	3	0	0	0	1	2	3	0	
Jasmine Watson c	3	0	0	0	2	2	0	3	
Julie Wambold 2b	3	0	0	0	3	1	5	0	
Sydney O'Hara p/1b	2	0	0	0	1	5	0	0	
Danielle Chitkowski 3b	2	0	0	0	1	1	0	0	
Mary Dombrowski rf	2	1	1	0	0	1	0	1	
Alyssa Dewes lf	2	0	1	0	1	0	0	0	
Christina Clermont dp/p	0	0	0	0	0	0	0	0	
Totals	22	1	3	0	11	17	8	4	

Player	ab	r	h	rbi	bb	so	po	a	lob
Maddie O'Brien ss	2	1	1	0	2	0	1	2	0
Ellie Cooper pr	0	1	0	0	0	0	0	0	0
Tiffani Brown 2b	4	1	1	0	0	0	1	1	1
Kelly Hensley lf/rf	2	0	1	2	1	0	0	2	
Stephanie Hartness pr	0	1	0	0	0	0	0	0	0
Lauren Harris rf/dp	3	1	0	0	1	1	0	0	0
Courtney Senas cf	2	1	0	0	2	0	0	0	0
Victoria East 1b	3	1	1	1	0	5	0	0	0
Alex Powers dp	3	0	2	2	0	0	0	0	2
Lauren Harris pr/lf	0	1	0	0	0	0	0	0	0
Alex Kossoff ph/lf	1	0	0	0	0	0	0	0	0
Celeste Gomez c	2	1	3	1	0	8	0	0	0
Bella D'Errico pr	0	0	0	0	0	0	0	0	0
Macey Cheatham c	0	0	0	0	0	2	1	0	
Briana Hamilton 3b	3	0	2	0	0	0	0	1	
Jessica Burroughs p	0	0	0	0	0	0	0	0	0
Lacey Waldrop p	0	0	0	0	0	0	2	0	0
Totals	25	9	9	8	9	2	18	6	8

Score by Innings

	1	2	3	4	5	6	R	H	E
Syracuse	0	0	1	0	0	0	1	3	0
Florida State	2	0	4	0	0	3	9	9	2

Note: 2 outs, 2 runners LOB when the game ended.

E - O'Brien, M.(7); Waldrop, L.(3). DP - Orange 1. LOB - Orange 4; Seminoles 8. 2B - Dombrowski(5); O'Brien, M.(17); Hensley, K.(5); East, V.(11); Hamilton, B.(8). HR - Gomez, C.(3). SB - Dewes(6); D'Errico, B.(2); Hamilton, B.(3).

Syracuse	ip	h	r	er	bb	so	ab	bf	np	Florida State	ip	h	r	er	bb	so	ab	bf	np
Sydney O'Hara	2.1	6	6	4	2	13	17	70		Jessica Burroughs	2.0	1	0	0	3	7	7	27	
Christina Clermont	3.1	3	3	3	5	0	12	78		Lacey Waldrop	4.0	2	1	0	1	7	15	16	62

Win - Waldrop, L. (29-4). Loss - O'Hara (13-10). Save - None. WP - Clermont(13). Pitches/strikes: O'Hara 70/36; Clermont 78/37; Burroughs, J 27/19; Waldrop, L. 62/42.

Umpires - HP: Rickie Sexton 1B: Craig Hyde 3B: Frank Holcomb Start: 3:02 pm Time: 1:59 Attendance: 330

2014 Florida State Softball Georgia Tech at #6 Florida State (Game 1) Apr 26, 2014 at Tallahassee, FL (JoAnne Graf Field)

Georgia Tech 1 (23-21,11-15 ACC)

Florida State 5 (45-6,22-3 ACC)

Player	ab	r	h	rbi	bb	so	po	a	lob
Ashley Thomas ss	4	0	0	0	1	3	3	0	
Hayley Downs cf	4	0	1	0	1	2	0	1	
Alysha Rudnik c	2	1	0	0	1	0	2	0	1
Kanani Cabrales dp	2	0	0	0	1	2	0	0	
Samantha Pierannunzi rf	3	0	1	0	1	1	0	0	
Cheslie Thomas 3b	1	0	0	1	1	1	3	0	
Katie Johnson lf	2	0	1	1	0	2	0	1	
Karly Fullem 1b/p	2	0	0	0	2	3	2	4	
Courtney Ziese ph	1	0	0	0	0	0	0	0	
Maddie Lionberger 2b	2	0	0	0	1	1	1	0	
Morgan Taylor ph	1	0	1	0	0	0	0	0	
Kaitlin Kates pr	0	0	0	0	0	0	0	0	
Kylie Kleinschmidt p	0	0	0	0	0	0	0	0	
Karly Coffey 1b	0	0	0	0	0	3	0	0	
Totals	24	1	4	1	4	9	18	9	7

Player	ab	r	h	rbi	bb	so	po	a	lob
Tiffani Brown 2b	3	0	1	2	0	1	0	3	0
Courtney Senas cf	3	0	0	0	1	0	1	0	1
Maddie O'Brien ss	4	0	0	0	1	0	2	3	
Kelly Hensley lf	2	0	0	0	1	0	0	0	
Stephanie Hartness lf	0	0	0	0	0	0	0	0	
Victoria East 1b	2	1	1	0	0	11	0	2	
Bailey Schinella rf/dp	2	1	1	0	0	0	0	1	
Alex Powers dp	1	0	0	0	1	0	0	0	
Bella D'Errico pr	0	1	0	0	0	0	0	0	
Lauren Harris lf	1	0	0	0	1	0	0	0	
Celeste Gomez c	2	0	2	2	1	0	9	0	
Alex Kossoff pr	0	1	0	0	0	0	0	0	
Victoria Daddis 3b	2	1	0	0	1	0	3	0	
Lacey Waldrop p	0	0	0	0	0	0	3	0	
Totals	22	5	5	6	3	21	11	7	

Score by Innings

	1	2	3	4	5	6	7	R	H	E
Georgia Tech	0	0	0	1	0	0	0	1	4	0
Florida State	0	2	1	0	0	2	X	5	5	0

LOB - Jackets 7; Seminoles 7. 2B - Pierannunzi(5); Taylor, M(2); Gomez, C.(4). 3B - Brown, T.(4); East, V.(2). SH - Thomas, C(9); Brown, T.(3). SF - Schinella, B(3).

Georgia Tech	ip	h	r	er	bb	so	ab	bf	np	Florida State	ip	h	r	er	bb	so	ab	bf	np
Kylie Kleinschmidt	4.0	3	3	3	5	2	13	20	81	Lacey Waldrop	7.0	4	1	1	4	9	24	29	107
Karly Fullem	2.0	2	2	2	1	1	9	10	36										

Win - Waldrop, L. (30-4). Loss - Kleinschmidt (15-12). Save - None. WP - Fullem, K(1); Kleinschmidt(17); Waldrop, L.(13). Pitches/strikes: Kleinschmidt 81/42; Fullem, K 36/20; Waldrop, L. 107/63.

Umpires - HP: Lee Folsom 1B: Anthony Small 3B: Melvin Clark Start: 5:03 pm Time: 1:53 Attendance: 375

2014 Florida State Softball Georgia Tech at #6 Florida State (Game 2) Apr 26, 2014 at Tallahassee, FL (JoAnne Graf Field)

Georgia Tech 0 (23-22,11-16 ACC)

Florida State 4 (46-6,23-3 ACC)

Player	ab	r	h	rbi	bb	so	po	a	lob
Ashley Thomas ss	2	0	0	0	0	2	2	0	
Hayley Downs cf	3	0	0	0	1	0	0	1	
Alysha Rudnik c	3	0	1	0	0	1	1	0	
Kanani Cabrales p	3	0	0	0	2	0	2	0	
Samantha Pierannunzi rf	2	0	0	1	1	1	0	0	
Katie Johnson lf	2	0	1	0	0	3	0	0	
Cheslie Thomas 3b	2	0	0	0	0	0	3	0	
Morgan Taylor ph	1	0	0	0	0	0	0	0	
Karly Fullem 1b	2	0	0	0	1	8	0	0	
Courtney Ziese ph	1	0	0	0	1	0	0	1	
Maddie Lionberger 2b	2	0	0	0	2	3	1	0	
Kylie Kleinschmidt dp	0	0	0	0	0	0	0	0	
Totals	23	0	2	0	1	8	18	6	5

Player	ab	r	h	rbi	bb	so	po	a	lob
Tiffani Brown 2b	2	1	1	0	1	0	1	0	0
Courtney Senas cf	3	1	2	0	0	0	1	0	0
Madd									

2014 BOX SCORES

2014 Florida State Softball Georgia Tech at #6 Florida State Apr 27, 2014 at Tallahassee, FL (JoAnne Graf Field)

Georgia Tech 0 (23-23,11-17 ACC)

Player	ab	r	h	rbi	bb	so	po	a	lob
Ashley Thomas ss	3	0	1	0	1	0	2	4	2
Hayley Downs cf	4	0	0	0	1	2	0	2	2
Alysha Rudnik c	3	0	0	0	1	0	0	0	0
Samantha Pierannunzi rf	3	0	1	0	0	0	0	0	0
Katie Johnsny lf	2	0	1	0	1	1	0	0	0
Morgan Taylor dp	3	0	0	0	1	0	0	2	2
Kaitlin Kates pr	0	0	0	0	0	0	0	0	0
Chelsie Thomas 3b	2	0	0	0	1	1	2	0	0
Courtney Ziese ph	1	0	0	0	0	0	0	0	0
Caitlyn Coffey 1b	3	0	0	0	1	7	1	2	2
Maddie Lionberger 2b	1	0	0	1	0	5	3	0	0
Karly Fullem p	0	0	0	0	0	0	1	0	0
Totals	25	0	3	0	3	6	18	11	8

Florida State 3 (47-6,24-3 ACC)

Player	ab	r	h	rbi	bb	so	po	a	lob
Tiffani Brown 2b	2	1	1	0	2	0	0	1	0
Courtney Senas cf	3	1	1	0	1	0	2	1	3
Maddie O'Brien ss	2	0	0	0	2	0	3	1	1
Kelly Hensley lf	2	0	0	1	1	0	1	0	2
Lauren Harris if	0	0	0	0	0	0	0	0	0
Victoria East 1b	4	1	1	1	0	0	7	0	0
Bailey Schinella dp	1	0	0	0	1	0	0	0	0
Bella D'Errico pr	0	0	0	0	0	0	0	0	0
Celeste Gomez c	1	0	0	1	2	0	6	0	0
Corey Hendrickson pr	0	0	0	0	0	0	0	0	0
Alex Kossoff rf	2	0	0	0	0	0	0	0	2
Alex Powers ph	1	0	0	0	0	0	0	0	3
Victoria Daddis 3b	3	0	0	0	0	2	3	0	0
Jessica Nori p	0	0	0	0	0	0	1	0	0
Lacey Waldrop p	0	0	0	0	0	0	0	0	0
Jessica Burroughs p	0	0	0	0	0	0	0	0	0
Totals	21	3	3	3	9	0	21	7	11

Score by Innings	1	2	3	4	5	6	7	R	H	E
Georgia Tech	0	0	0	0	0	0	0	0	3	0
Florida State	2	0	0	0	1	0	X	3	3	2

E - Brown, T.(10); East, V.(5). DP - Seminoles 1. LOB - Jackets 8; Seminoles 11. HR - East, V.(3). HBP - Lionberger; Schinella, B. SF - Hensley, K.(1). SB - Brown, T.(24); Senas, C.(13).

Georgia Tech	ip	h	r	er	bb	so	ab	bf	np	Florida State	ip	h	r	er	bb	so	ab	bf	np	
Karly Fullem	6.0	3	0	3	3	9	0	21	32	116	Jessica Nori	3.1	2	0	0	1	12	12	41	
											Lacey Waldrop	2.2	1	0	0	2	5	10	12	41
											Jessica Burroughs	1.0	0	0	0	1	0	3	5	20

Win - Waldrop, L. (31-4). Loss - Fullem, K. (0-1). Save - Burroughs, J (1). HBP - by Fullem, K (Schinella, B); by Burroughs, J (Lionberger). Pitches/strikes: Fullem, K 116/51; Nori, J. 41/29; Waldrop, L. 41/24; Burroughs, J 20/9.

Umpires - HP: Melvin Clark 1B: Lee Folsom 3B: Anthony Small Start: 12:05 pm Time: 1:53 Attendance: 481

2014 Florida State Softball Georgia Tech vs #4 Florida State May 08, 2014 at College Park, Md. (Maryland Softball St)

Georgia Tech 5 (23-24)

Player	ab	r	h	rbi	bb	so	po	a	lob
Ashley Thomas ss	4	0	1	0	0	0	3	1	3
Hayley Downs cf	4	1	1	0	1	0	0	0	0
Alysha Rudnik c	3	2	2	1	0	0	4	2	0
Katie Johnsny lf	2	2	1	1	2	0	2	2	2
Samantha Pierannunzi rf	3	0	1	1	1	0	0	1	1
Morgan Taylor dp	4	0	1	0	0	1	0	0	0
Kaitlin Kates pr	0	0	0	0	0	0	0	0	0
Chelsie Thomas 3b	1	0	0	0	3	2	2	0	0
Karly Fullem 1b	3	0	1	0	2	4	0	1	1
Courtney Ziese ph	1	0	0	0	1	0	0	0	0
Maddie Lionberger 2b	2	0	0	1	1	0	3	2	2
Kylie Kleinschmidt p	0	0	0	0	0	0	0	0	0
Caitlyn Coffey 1b	0	0	0	0	0	0	2	0	0
Totals	27	5	7	5	7	6	18	11	9

Florida State 11 (48-6)

Player	ab	r	h	rbi	bb	so	po	a	lob
Tiffani Brown 2b	2	3	1	0	3	1	2	1	3
Courtney Senas cf	3	2	1	1	1	2	0	0	0
Maddie O'Brien ss	2	3	2	5	2	0	1	1	0
Bella D'Errico pr	0	0	0	0	0	0	0	0	0
Kelly Hensley lf	3	0	1	0	1	2	0	0	2
Lauren Harris pr	0	0	0	0	0	0	0	0	0
Stephanie Hartness lf	0	0	0	0	0	0	0	0	0
Victoria East 1b	3	1	0	0	1	0	6	0	0
Bailey Schinella dp	3	0	1	1	0	0	0	0	0
Celeste Gomez c	3	0	2	1	1	0	6	1	0
Alex Kossoff rf	2	1	1	0	0	2	0	0	0
Alex Powers ph	1	0	1	1	0	0	0	0	0
Victoria Daddis 3b	3	1	1	1	0	0	1	0	1
Lacey Waldrop p	0	0	0	0	0	0	1	0	3
Jessica Burroughs p	0	0	0	0	0	0	0	1	0
Totals	25	11	10	10	12	3	21	6	8

Score by Innings	1	2	3	4	5	6	7	R	H	E
Georgia Tech	0	1	3	1	0	0	0	5	7	1
Florida State	3	4	4	0	0	0	X	11	10	0

E - Thomas, A(22). LOB - GT 9; Seminoles 8. 2B - Senas, C.(11); Gomez, C.(5); Daddis, V.(2). HR - Rudnik, A(11); O'Brien, M. 2(22). HBP - Rudnik, A. SB - Brown, T.(25); East, V.(7); Kossoff, A.(6). CS - Thomas, C(2); Harris, L.(2).

Georgia Tech	ip	h	r	er	bb	so	ab	bf	np	Florida State	ip	h	r	er	bb	so	ab	bf	np
Kylie Kleinschmidt	4.1	2	3	3	10	3	14	24	129	Lacey Waldrop	2.0	3	4	4	2	9	14	53	
Karly Fullem	1.2	8	8	8	2	0	11	13	53	Jessica Burroughs	5.0	4	1	1	3	4	18	21	88

Win - Burroughs, J (17-1). Loss - Kleinschmidt (15-13). Save - None. WP - Kleinschmidt(18). HBP - by Waldrop, L. (Rudnik, A). Pitches/strikes: Kleinschmidt 129/63; Fullem, K 53/26; Waldrop, L. 53/27; Burroughs, J 88/53.

Umpires - HP: Don Brown 1B: Joe Massaro 3B: Will Lieske Start: 11:11 am Time: 2:51 Attendance: Weather: 63, Cloudy, Wind 4mph in LF

2014 Florida State Softball North Carolina vs #4 Florida State May 09, 2014 at College Park, Md. (Maryland Softball St)

North Carolina 1 (24-26)

Player	ab	r	h	rbi	bb	so	po	a	lob
Aquilla Mateen cf	3	1	2	0	0	1	0	0	0
Amy Nece lf	3	0	0	0	1	0	0	0	0
Kristen Brown ss	2	0	0	1	0	1	2	1	2
Amber Parrish c	2	0	0	1	0	3	0	1	1
Ely Wagner pr	0	0	0	0	0	0	0	0	0
Jenna Kelly 1b	1	0	0	1	0	4	0	0	0
Lynch rf	1	0	0	1	1	0	1	0	0
Erin Satterfield 2b	2	0	1	0	0	2	0	0	0
Lauren Walker dp	2	0	0	0	1	0	1	0	0
Rosen 3b	1	0	0	1	0	1	0	3	3
Stephanie Krider pr	0	0	0	0	0	0	0	0	0
Lori Spingola p	0	0	0	0	0	0	0	0	0
Jordan Scarborough rf	0	0	0	0	0	2	0	0	0
Batten p	0	0	0	0	0	0	0	0	0
Totals	18	1	3	1	4	4	13	3	6

Score by Innings	1	2	3	4	5	R	H	E
North Carolina	1	0	0	0	0	1	3	1
Florida State	1	4	0	0	4	9	10	0

Note: 1 out, 2 runners LOB when the game ended.

E - Brown. DP - Seminoles 1. LOB - UNC 6; Seminoles 6. 2B - Hensley, K. 2; Schinella, B. HR - Senas, C.; Gomez, C.. SB - Mateen; Nece.

North Carolina	ip	h	r	er	bb	so	ab	bf	np	Florida State	ip	h	r	er	bb	so	ab	bf	np
Lori Spingola	1.2	4	5	5	2	1	9	11	55	Lacey Waldrop	5.0	3	1	0	4	4	18	22	87
Lynch	2.2	4	3	3	2	2	12	14	51										
Batten	0.0	2	1	0	0	0	3	3	12										

Win - Waldrop, L. (32-4). Loss - Spingola (18-15). Save - None. PB - Parrish; Gomez, C.. Pitches/strikes: Spingola 55/36; Lynch 51/27; Batten 12/8; Waldrop, L. 87/46.

Umpires - HP: Robbie Guest 1B: Don Brown 3B: Jim Cooper Start: 1:07 pm Time: 1:57 Attendance: Weather: 70's, sunny

Notre Dame 1 (39-11)

Player	ab	r	h	rbi	bb	so	po	a	lob
Karley Wester lf	3	0	0	0	0	1	0	0	0
Jenna Simon 2b	3	0	0	0	0	1	1	0	0
Emilee Koerner cf	3	1	2	0	0	1	0	0	0
Katey Haus 3b	3	0	1	0	1	2	1	0	0
Micaela Artzmeindl 1b	3	0	0	0	0	3	0	1	1
Laura Winter p	3	0	0	0	1	0	1	0	1
Cassidy Whidden c	2	0	0	0	1	4	0	0	0
Chloe Saganowich ss	2	0	0	0	2	3	1	0	0
Lauren Stuhlfur	2	0	0	0	1	3	0	0	0
Megan Sorlie dp	0	0	0	0	0	0	0	0	0
Totals	24	1	3	1	0	7	18	4	2

Florida State 3 (50-6)

Player	ab	r	h	rbi	bb	so	po	a	lob
--------	----	---	---	-----	----	----	----	---	-----

2014 BOX SCORES

2014 Florida State Softball Fordham at #3 Florida State

May 16, 2014 at Tallahassee, Fla. (JoAnne Graf Field)

Fordham 1 (36-19)

Player	ab	r	h	rbi	bb	so	po	a	lob
Canessa cf	3	0	0	0	0	2	1	1	1
Van Hoven 2b	3	1	1	0	0	1	0	1	0
Fortier ss	3	0	1	0	0	2	2	0	0
Lombardo 3b	3	0	0	0	2	2	6	0	0
Luetz c	2	0	0	0	1	2	3	1	0
Ciuffi pr	0	0	0	0	0	0	0	0	0
Daubman p/lf	3	0	0	0	0	1	0	0	0
Ortiz dp	3	0	0	0	0	1	0	0	2
Gillen lf/p	2	0	0	0	0	1	1	0	0
Turgeon lf	0	0	0	0	0	0	0	0	0
Maloney p	0	0	0	0	0	0	0	0	0
Ianiro rf	2	0	1	0	0	1	1	0	0
Quense 1b	0	0	0	0	0	0	0	0	0
Totals	24	1	3	0	1	11	18	12	3

Florida State 6 (51-6)

Player	ab	r	h	rbi	bb	so	po	a	lob
Tiffani Brown 2b	4	1	3	0	0	0	0	0	0
Courtney Senas cf	4	1	2	1	0	0	1	0	2
Maddie O'Brien ss	1	1	1	1	0	1	2	0	0
Kelly Hensley lf	1	0	1	1	1	0	0	0	0
Lauren Harris pr/lf	0	0	0	0	0	0	0	0	0
Victoria East 1b	3	2	1	1	0	0	9	0	0
Bailey Schinella dp	3	0	1	1	0	0	0	0	0
Celeste Gomez c	3	0	0	0	0	10	1	2	0
Alex Kossoff rf/pr	2	1	0	0	0	0	0	0	0
Alex Powers ph	1	0	1	0	0	0	0	0	0
Stephanie Hartness rf	0	0	0	0	0	0	0	0	0
Briana Hamilton 3b	2	0	0	0	1	2	0	5	0
Lacey Waldrop p	0	0	0	0	0	0	0	0	0
Jessica Burroughs p	0	0	0	0	0	0	0	0	0
Totals	24	6	10	5	3	2	21	8	5

Score by Innings	1	2	3	4	5	6	7	R	H	E
Fordham	0	0	0	0	0	0	1	3	1	1
Florida State	3	0	1	2	0	0	X	6	10	0

E - Canessa(4). DP - FOR 1. LOB - FOR 3; FS 5. 2B - Fortier(13); Brown, T.(6); East, V.(12). SF - O'Brien, M.(4); Hensley, K.(2). SB - East, V.(8). CS - Harris, L.(3).

Fordham	ip	h	r	er	bb	so	ab	bf	np
Daubman	3.0	5	4	4	2	1	13	16	54
Gillen	2.0	4	2	1	0	1	8	9	36
Maloney	1.0	1	0	0	1	0	3	4	14

Florida State	ip	h	r	er	bb	so	ab	bf	np
Lacey Waldrop	5.0	1	0	0	0	7	16	16	61
Jessica Burroughs	2.0	2	1	0	1	4	8	9	47

Win - Waldrop, L. (34-4). Loss - Daubman (18-11). Save - None.
PB - Gomez, C.(7). Pitches/strikes: Daubman 54/32; Gillen 36/22; Maloney 14/6; Waldrop, L. 61/45; Burroughs, J. 47/31.

Umpires - HP: Tom Meyer 1B: Steve McCown 3B: Matt Dunbar
Start: 7:41pm Time: 2:00 Attendance: 1009

2014 Florida State Softball #3 Florida State at USF

May 17, 2014 at Tallahassee, Fla. (JoAnne Graf Field)

Florida State 2 (52-6)

Player	ab	r	h	rbi	bb	so	po	a	lob
Tiffani Brown 2b	5	0	0	0	2	2	0	0	0
Courtney Senas cf	4	0	0	0	1	0	0	2	0
Maddie O'Brien ss	3	1	1	0	2	3	0	0	0
Ellie Cooper pr	0	0	0	0	0	0	0	0	0
Kelly Hensley lf/dp	4	1	1	0	2	0	1	0	0
Bella D'Errico pr	0	0	0	0	0	0	0	0	0
Victoria East 1b	4	0	0	0	1	15	0	0	0
Bailey Schinella dp/lf	1	0	0	2	1	0	0	0	0
Stephanie Hartness pr/lf	2	0	0	0	0	1	0	0	0
Celeste Gomez c	4	0	0	0	1	2	10	2	3
Alex Kossoff rf/lf	4	0	3	2	1	0	1	0	1
Lauren Harris rf	0	0	0	0	0	0	0	0	0
Briana Hamilton 3b	5	0	0	0	3	2	5	3	0
Lacey Waldrop p	0	0	0	0	0	0	2	0	0
Totals	36	2	5	2	9	11	33	12	10

USF 0 (42-16)

Player	ab	r	h	rbi	bb	so	po	a	lob
WEBER, J. cf	3	0	2	0	1	0	1	0	0
GOFF, A. rf	5	0	2	0	0	0	0	0	1
MEDVAROL, K. ss	4	0	2	0	1	0	3	1	0
MEDINA, S. 1b	5	0	0	0	0	1	9	1	4
SPIVEY, L. c	5	0	0	0	0	1	13	2	2
GAJOWNIK, V. pr	0	0	0	0	0	0	0	0	0
CLAUDIO, K. dp	5	0	0	0	0	4	0	0	1
SANTOS, M. 3b	4	0	1	0	0	1	2	1	0
GOFF, C. lf	4	0	1	0	0	0	2	0	1
WYCKOFF, K. 2b	4	0	1	0	0	3	2	0	0
NEVINS, S. p	0	0	0	0	0	0	0	0	0
NUNN, E. p	0	0	0	0	0	0	0	0	0
Totals	39	0	9	0	2	7	33	10	9

Score by Innings	1	2	3	4	5	6	7	8	9	10	11	R	H	E
Florida State	0	0	0	0	0	0	0	0	0	0	0	2	5	1
USF	0	0	0	0	0	0	0	0	0	0	0	0	9	0

E - Hamilton, B.(10). LOB - FS 10; USF 9. SH - WEBER, J.(4). CS - Senas, C.(4); Cooper, E.(3).

Florida State	ip	h	r	er	bb	so	ab	bf	np
Lacey Waldrop	11.0	9	0	0	2	7	39	42	129

USF	ip	h	r	er	bb	so	ab	bf	np
NEVINS, S.	11.0	4	1	1	9	11	35	44	203
NUNN, E.	0.0	1	1	1	0	0	1	1	3

Win - Waldrop, L. (35-4). Loss - NEVINS, S. (28-9). Save - None.
WP - NEVINS, S.(4). BK - NEVINS, S. 2(6). Pitches/strikes: Waldrop, L. 129/99; NEVINS, S. 203/113; NUNN, E. 3/2.

Umpires - HP: Steve McCown 1B: Tom Meyer 3B: Cindi Brunot
Start: 12:04pm Time: 3:44 Attendance: 596
Weather: Sunny

2014 Florida State Softball USF at #3 Florida State

May 18, 2014 at Tallahassee, Fla. (JoAnne Graf Field)

USF 1 (43-17)

Player	ab	r	h	rbi	bb	so	po	a	lob
WEBER, J. cf	3	0	2	0	0	1	1	0	0
GOFF, A. rf	4	1	0	0	1	1	0	1	0
SALVAROL, K. ss	4	0	2	0	0	1	1	2	0
MEDINA, S. 1b	3	0	1	1	0	0	7	0	2
SPIVEY, L. c	3	0	0	0	1	8	0	1	0
SANTOS, M. 3b	2	0	0	0	0	3	0	0	0
WILLIAMS, T. pr	0	0	0	0	0	0	0	0	0
DEVINE, D. dp	2	0	0	0	1	0	0	0	0
GAJOWNIK, V. ph	1	0	0	0	0	0	0	2	0
GOFF, C. lf	3	0	1	0	0	0	0	0	0
WYCKOFF, K. 2b	2	0	1	0	0	0	0	0	0
NEVINS, S. p	0	0	0	0	0	0	0	0	0
Totals	27	1	7	1	1	4	18	4	8

Score by Innings	1	2	3	4	5	6	7	R	H	E
USF	1	0	0	0	0	0	0	1	7	0
Florida State	2	0	0	0	0	0	X	2	3	1

E - East, V.(6). LOB - USF 8; FS 4. 2B - WEBER, J.(9). SH - WEBER, J.(5); WYCKOFF, K.(6). SB - WYCKOFF, K.(18).

USF	ip	h	r	er	bb	so	ab	bf	np
NEVINS, S.	6.0	3	2	2	3	6	21	24	100

Florida State 2 (53-6)

Player	ab	r	h	rbi	bb	so	po	a	lob
Tiffani Brown 2b	3	1	1	0	0	0	1	1	0
Courtney Senas cf	3	0	0	0	0	1	2	0	0
Maddie O'Brien ss	1	1	0	0	2	0	0	3	0
Bella D'Errico pr	0	0	0	0	0	0	0	0	0
Kelly Hensley lf/lf	3	0	1	1	0	1	0	0	0
Lauren Harris lf	0	0	0	0	0	0	0	0	0
Bailey Schinella dp	3	0	1	1	2	0	0	0	0
Alex Kossoff rf	1	0	0	0	1	0	0	0	0
Stephanie Hartness rf/lf	1	0	0	0	0	0	0	1	0
Celeste Gomez c	2	0	0	0	2	5	0	0	0
Victoria East 1b	2	0	0	0	0	11	0	3	0
Briana Hamilton 3b	2	0	0	0	0	2	4	0	0
Lacey Waldrop p	0	0	0	0	0	0	3	0	0
Totals	21	2	3	2	3	6	21	11	4

Score by Innings	1	2	3	4	5	6	R	H	E
USF	1	0	0	0	0	0	1	7	0
Florida State	2	0	0	0	0	0	X	2	3

Florida State	ip	h	r	er	bb	so	ab	bf	np
Lacey Waldrop	7.0	7	1	1	1	4	27	30	105

Win - Waldrop, L. (36-4). Loss - NEVINS, S. (29-10). Save - None.
BK - NEVINS, S.(7). Pitches/strikes: NEVINS, S. 100/56; Waldrop, L. 105/77.

Umpires - HP: Steve McCown 1B: Tom Meyer 3B: Matt Dunbar
Start: 12:04pm Time: 2:11 Attendance: 738
Weather: Sunny

2014 BOX SCORES

2014 Florida State Softball #3 Florida State at #13 Michigan May 23, 2014 at Tallahassee, Fla. (JoAnne Graf Field)

Box score for Florida State 6 (54-7) vs Michigan 0 (47-14) on May 23, 2014. Includes player stats for Florida State and Michigan, and a score by innings table.

Score by Innings table for Florida State vs Michigan game.

LOB - FS 3; MICH 6. 2B - Romero(11). HR - O'Brien, M.(24); Senas, C.(14); East, V.(4); Gomez, C.(5). HBP - Blanchard. SB - Hamilton, B.(5).

Player statistics table for Florida State vs Michigan game, listing IP, H, R, ER, BB, SO, AB, BF, NP for both teams.

Win - Waldrop, L. (37-5). Loss - Betts (18-4). Save - None. HBP - by Waldrop, L. (Blanchard). Pitches/strikes: Waldrop, L. 95/64; Betts 102/57; Driesenga 29/19.

Umpires - HP: Bubba Ewald 1B: Christie Cornwall 3B: Naomi Erdhal Start: 4:05 pm Time: 2:13 Attendance: Weather: 95 partly cloudy, NNW 5mph

2014 Florida State Softball #13 Michigan at #3 Florida State May 23, 2014 at Tallahassee, Fla. (JoAnne Graf Field)

Box score for Michigan 2 (47-15) vs Florida State 4 (55-7) on May 23, 2014. Includes player stats for Michigan and Florida State, and a score by innings table.

Score by Innings table for Michigan vs Florida State game.

Note: 2 outs, 0 runners LOB when the game ended.

LOB - MICH 12; FS 6. 2B - Senas, C.(12). HR - Montemaranos(5); Senas, C.(15). HBP - Blanchard. SH - Ramirez(9). SB - Doyle(13).

Player statistics table for Michigan vs Florida State game, listing IP, H, R, ER, BB, SO, AB, BF, NP for both teams.

Win - Waldrop, L. (38-5). Loss - Wagner (24-5). Save - None. HBP - by Waldrop, L. (Blanchard). Pitches/strikes: Wagner 121/77; Waldrop, L. 112/74.

Umpires - HP: Christie Cornwall 1B: Naomi Erdhal 3B: Bubba Ewald Start: 7:04pm Time: 2:24 Attendance: 1075 Weather: 94 fair, NNE 9mph

2014 Florida State Softball Florida State vs Oregon May 29, 2014 at Oklahoma City, Okla. (Hall of Fame Stadium)

Box score for Florida State 0 (55-8) vs Oregon 3 (55-7-1) on May 29, 2014. Includes player stats for Florida State and Oregon, and a score by innings table.

Score by Innings table for Florida State vs Oregon game.

E - Shaver, K.(5). LOB - FS 4; ORE 9. 2B - Costa, K.(7); Peterson, A.(13). SH - Shaver, K.(4). SB - Ceo, C.(18); Takeda, J.(20).

Player statistics table for Florida State vs Oregon game, listing IP, H, R, ER, BB, SO, AB, BF, NP for both teams.

Win - Hawkins, C. (34-4). Loss - Waldrop, L. (38-6). Save - None. Pitches/strikes: Waldrop, L. 94/57; Burroughs, J 22/13; Hawkins, C. 104/71.

Umpires - HP: Bill Gomoloch 1B: Jana Tidwell 3B: David Erwin Start: 1:34 pm Time: 2:22 Attendance: 7846 Weather: 85 Fair, Wind NE @ 9 mph Waldrop, L. faced 1 batter in the 6th.

2014 Florida State Softball Baylor vs Florida State May 31, 2014 at Oklahoma City, Okla. (Hall of Fame Stadium)

Box score for Baylor 7 (48-15) vs Florida State 2 (55-9) on May 31, 2014. Includes player stats for Baylor and Florida State, and a score by innings table.

Score by Innings table for Baylor vs Florida State game.

E - Hamilton, B.(11). LOB - BU 1; FS 8. 2B - Cooper, E.(3). HR - Strickland 2(14). SB - Hays 2(3). CS - Hosack(1).

Player statistics table for Baylor vs Florida State game, listing IP, H, R, ER, BB, SO, AB, BF, NP for both teams.

Win - Stearns (14-4). Loss - Waldrop, L. (38-7). Save - Canion (2). Pitches/strikes: Stearns 113/73; Canion 41/26; Waldrop, L. 60/39; Burroughs, J 45/32.

Umpires - HP: Eric Mandley 1B: Chris Drumm 3B: Bill Gomoloch Start: 11:04 am Time: 2:32 Attendance: Weather: 73 Cloudy, Wind Calm



HALL OF FAME AND ALL-AMERICANS

THE FLORIDA STATE SOFTBALL PROGRAM BOASTS 27 ALL-AMERICANS, INCLUDING NINE WHO HAVE EARNED MULTIPLE ALL-AMERICA ACCOLADES



Serita Brooks
2nd Team, 2000



Susan Buttery
2nd Team, 1993




Myssi Calkins
2nd Team, 1996
3rd Team, 1997



Darby Cottle-Veazey
1981-82



Danielle Cox
1st Team, 1999



Tiffany Daniels
2nd Team, 1987
2nd Team, 1989



Lisa Davidson
1st Team, 1993



Natalie Drouin
1982



Renee Espinoza
2nd Team, 1996



Kristy Fuentes
3rd Team, 1997



Toni Gutierrez
2nd Team, 1992



Sarah Hamilton
3rd Team, 2009



Casey Hunter
2nd Team, 2004



Christy Larsen
3rd Team, 1991



Cindy Lawton
3rd Team, 1995



Marla Looper
3rd Team, 1993



Leslie Malerich
3rd Team, 2001



Maddie O'Brien
1st Team, 2014



Susan Painter
1982



Toni Robinette
1982



Jan Sikes
1981-82



Brandi Stuart
1st Team, 2002
2nd Team, 2003



Jessica van der Linden
1st Team, 2003-04



Elisa Vasquez
3rd Team, 2003



Lacey Waldrop
3rd Team, 2013
1st Team, 2014



Shamalene Wilson
2nd Team, 1994
3rd Team, 1995
1st Team, 1996



Veronica Wootson
2nd Team, 2004
1st Team, 2006
3rd Team, 2007



Florida State University Athletics Hall of Fame

DARBY COTTLE-VEAZEY
Inducted 1988

JULIE LARSEN-BAKER
Inducted 1995

SUSAN PAINTER
Inducted 2000

SHAMALENE WILSON
Inducted 2002

LISA DAVIDSON
Inducted 2005

JAN SIKES
Inducted 2008

DANIELLE COX
Inducted 2009

JOANNE GRAF
Inducted 2013

JESSICA VAN DER LINDEN
Inducted 2014



HONORS AND AWARDS

ALL-REGION

- 1982 Darby Cottle, Toney Donaldson, Natalie Drouin, Susan Painter, Toni Robinette, Kelly Shaw, Jan Sikes
- 1984 1st - Greta Bahn, Laurie Holler
Teresa Collins - 2nd team
- 1985 Greta Bahn, Laurie Holler, Tina Kyler, Julie Larsen - 1st team
- 1986 Carolyn Fiero, Julie Larsen - 1st team
Laurie Holler - 2nd team
- 1987 Tiffany Daniels, Carolyn Fiero, Julie Larsen - 1st team
- 1988 Tiffany Daniels, Christy Larsen - 1st team
Julie Larsen - 2nd team
- 1989 Debbie DeJohn, Christy Larsen, Lori Crouse - 1st team
- 1990 Christy Larsen, Penny Siqueiros - 1st team
Debbie DeJohn, Julie Rice - 2nd team
- 1991 Christy Larsen - 1st team
- 1992 Susan Buttery, Toni Gutierrez - 1st team
Leslie Adams, Shannan Mitchem, Penny Siqueiros - 2nd team
Leslie Barton - Honorable Mention
- 1993 Lisa Davidson, Marla Looper, Leslie Adams, Susan Buttery - 1st team
Leslie Barton, Toni Gutierrez - 2nd team
- 1994 Marla Looper, Laurie Shepard, Shamalene Wilson - 1st team
Rebecca Aase, Lisa Davidson, Cindy Lawton - 2nd team
- 1995 Renee Espinoza, Kristy Hull, Cindy Lawton, Laurie Shepard, Shamalene Wilson - 1st team
- 1996 Myssi Calkins, Renee Espinoza, Shamalene Wilson - 1st team
Kristy Hull - 2nd team
- 1997 Myssi Calkins, Kristy Fuentes, Misty Molin - 1st team
Wendy Braye, Kristy Hull - 2nd team
- 1998 Dana Bailey, Corrie Williams - 1st team
Christy Cerecedes, Kristy Hull, Jennifer White - 2nd team
- 1999 Danielle Cox - 1st team
Christy Cerecedes 2nd team
- 2000 Staci Brandon, Serita Brooks - 1st team
Leslie Malerich - 2nd team
- 2001 Leslie Malerich, Jennifer White-Cody, Robyn Gauger - 1st team
Serita Brooks, Brandi Stuart, Kimmy Carter - 2nd team
- 2002 Brandi Stuart - 1st team
Jessica van der Linden, Kimmy Carter - 2nd team
- 2003 Elisa Vasquez, Brandi Stuart, Jessica van der Linden - 1st team
Casey Hunter - 2nd team
- 2004 Jessica van der Linden, Casey Hunter, Veronica Wootson, Elisa Vasquez - 1st team
Natasha Jacob, Lesley Palmer - 2nd team
- 2006 Yuruby Alicart, Natasha Jacob, Veronica Wootson - 1st team
- 2007 Veronica Wootson, Yuruby Alicart - 1st team
Whitney Buckmon, Carly Wynn - 2nd team
- 2009 Sarah Hamilton, Kaleigh Rafter - 1st team
- 2010 Sarah Hamilton, Carly Wynn - 2nd team
- 2012 Tiffani Brown, Shayla Jackson - 2nd team
- 2013 Morgan Bullock, Lacey Waldrop - 2nd team
- 2014 Maddie O'Brien, Courtney Senas, Lacey Waldrop - 1st team

ALL-ATLANTIC COAST CONFERENCE

- 1992 Rebecca Aase, Leslie Adams, Susan Buttery
- 1993 Rebecca Aase, Leslie Barton, Susan Buttery, Lisa Davidson, Toni Gutierrez, Marla Looper
- 1994 Lisa Davidson, Marla Looper, Shamalene Wilson
- 1995 Wendy Braye, Renee Espinoza, Kristy Fuentes, Cindy Lawton, Misty Molin, Laurie Shepard, Shamalene Wilson, Niki Zenger
- 1996 Myssi Calkins, Renee Espinoza, Shamalene Wilson

- 1997 Wendy Braye, Myssi Calkins, Kristy Fuentes, Kristy Hull, Misty Molin
- 1998 Dana Bailey, Kristy Hull, Jesse McGregor, Stacy Venable
- 1999 Danielle Cox, Stacy Venable
- 2000 Staci Brandon, Serita Brooks, Leslie Malerich, Brandi Stuart
- 2001 Serita Brooks, Robyn Gauger, Leslie Malerich, Brandi Stuart, Jessica van der Linden
- 2002 Kimmy Carter, Jessica van der Linden, Leslie Malerich, Brandi Stuart
- 2003 Brandi Stuart, Casey Hunter, Elisa Vasquez, Jessica van der Linden, Tatiana George
- 2004 Casey Hunter, Natasha Jacob, Elisa Vasquez, Jessica van der Linden, Beth Wade, Veronica Wootson
- 2005 Natasha Jacob - 1st team
Casey Hunter, Melissa Wood - 2nd team
- 2006 Yuruby Alicart, Natasha Jacob, Veronica Wootson - 1st team
LaShaun Davis - 2nd team
- 2007 Yuruby Alicart - 1st team
Monica Montez, Whitney Buckmon, Tiffany McDonald, Veronica Wootson - 2nd team
- 2008 Carly Wynn - 1st team
Whitney Buckmon, Tiffany McDonald, Brittany Osmon - 2nd team
- 2009 Sarah Hamilton, Kaleigh Rafter - 1st team
Terese Gober, Carly Wynn - 2nd Team
- 2010 Carly Wynn - 1st Team
Sarah Hamilton, Terese Gober, Ashley Stager - 2nd team
- 2011 Sarah Hamilton, Shayla Jackson, Jen Lapicki - 2nd Team
- 2012 Briana Hamilton, Tiffani Brown, Monica Perry - 1st Team
Lacey Waldrop - 2nd Team
- 2013 Victoria East, Courtney Senas, Lacey Waldrop, Monica Perry - 1st team
Morgan Bullock - 2nd Team
- 2014 Maddie O'Brien, Courtney Senas, Lacey Waldrop - 1st team
Jessica Burroughs - 2nd team
Victoria East, Briana Hamilton - 3rd team

ALL-TOURNAMENT TEAMS

- 1981 **AIAW NATIONAL CHAMPIONSHIPS**
Charlotte Cates, Darby Cottle, Natalie Drouin, Carol O'Domski, Susan Painter
- FLORIDA INVITATIONAL**
Charlotte Cates, Darby Cottle, Jan Sikes
- SOUTH FLORIDA INVITATIONAL**
Darby Cottle, Pat Mangan, Carol O'Domski, Venus Ross, Jan Sikes
- NORTH CAROLINA STATE INVITATIONAL**
Charlotte Cates, Darby Cottle, Toni Robinette, Venus Ross
- AIAW REGION III**
Darby Cottle, Natalie Drouin, Cathy Gooding, Carol O'Domski, Venus Ross
- 1982 **FLORIDA STATE INVITATIONAL**
Darby Cottle, Cathy Gooding, Susan Painter, Toni Robinette
- SOUTH FLORIDA INVITATIONAL**
Darby Cottle, Toney Donaldson, Cathy Gooding
- NORTH CAROLINA STATE INVITATIONAL**
Darby Cottle, Toney Donaldson, Natalie Drouin, Susan Painter, Jan Sikes, Sandie Williams
- AIAW REGIONAL CHAMPIONSHIPS**
Darby Cottle, Toney Donaldson, Cathy Gooding, Susan Painter, Toni Robinette, Kelly Shaw, Jan Sikes
- AIAW NATIONAL CHAMPIONSHIPS**
Darby Cottle, Susan Painter, Toni Robinette, Linda Tyrrell, Sandie Williams
- 1983 **FLORIDA INVITATIONAL**
Cathy Gooding, LeAnn Harrell, Kelly Tillman
- 1983 **SOUTH FLORIDA INVITATIONAL**

- Darby Cottle, Toney Donaldson, LeAnn Harrell, Carla Long
- FLORIDA STATE INVITATIONAL**
Teresa Collins, Toney Donaldson, Cathy Gooding, LeAnn Harrell
- NORTH CAROLINA STATE INVITATIONAL**
Teresa Collins, Darby Cottle (MVP), LeAnn Harrell, Carla Long, Cricket Olafson, Sunnie O'Neal, Susan Painter
- AIAW STATE CHAMPIONSHIPS**
Darby Cottle, LeAnn Harrell, Susan Painter
- AIAW NATIONAL CHAMPIONSHIPS**
Darby Cottle, Toney Donaldson, LeAnn Harrell, Carla Long, Cricket Olafson, Susan Painter
- 1984 **LADY SEMINOLE INVITATIONAL**
Shelley Berube, Cathy Gooding, Tina Kyler (MVP), Leslie Miller, Susan Painter
- LADY FLAME INVITATIONAL**
Teresa Collins, Tina Kyler
- 1985 **LADY SEMINOLE INVITATIONAL**
Greta Bahn, Laurie Holler, Wendy Rogers
- SOUTH CAROLINA INVITATIONAL**
Amy Snider
- FLORIDA COLLEGIATE CHAMPIONSHIP**
Greta Bahn, Shelley Berube, Tina Kyler, Leslie Miller (MVP), Wendy Rogers
- 1986 **LADY SEMINOLE INVITATIONAL**
Carolyn Fiero, Julie Larsen
- SOUTH CAROLINA INVITATIONAL**
Barbara Gillespie, Julie Larsen (MVP)
- 1987 **SOUTH FLORIDA INVITATIONAL**
Tiffany Daniels, Judi Davison, Carolyn Fiero
- LADY SEMINOLE INVITATIONAL**
Kari Keith
- 1988 **SOUTH FLORIDA INVITATIONAL**
Tiffany Daniels
- LADY SEMINOLE INVITATIONAL**
Lori Crouse, Tiffany Daniels (MVP), Kari Keith, Christy Larsen, Julie Larsen
- NATIONAL INVITATIONAL CHAMPIONSHIP**
Tiffany Daniels, Christy Larsen
- 1989 **FROST CUTLERY INVITATIONAL**
Debbie DeJohn, Kelly Flaczinski, Christy Larsen
- LADY SEMINOLE INVITATIONAL**
Kelly Flaczinski
- 1990 **NCAA WOMEN'S COLLEGE WORLD SERIES**
Leslie Barton, Debbie DeJohn
- 1991 **LADY SEMINOLE INVITATIONAL**
Tina Getherall, Penny Siqueiros (MVP)
- 1992 **LADY SEMINOLE INVITATIONAL**
Leslie Barton, Toni Gutierrez (MVP)
- ACC TOURNAMENT**
Rebecca Aase, Leslie Adams, Leslie Barton, Susan Buttery (MVP), Toni Gutierrez, Shannan Mitchem, Penny Siqueiros
- SOUTH FLORIDA INVITATIONAL**
Lisa Davidson
- TAR HEEL INVITATIONAL**
Toni Gutierrez (MVP)
- 1993 **TAR HEEL INVITATIONAL**
Lisa Davidson
- LADY SEMINOLE INVITATIONAL**
Marla Looper, Susan Buttery, Leslie Adams (MVP)
- ACC TOURNAMENT**
Leslie Barton, Susan Buttery, Heather Conway, Lisa Davidson (MVP), Toni Gutierrez, Marla Looper
- 1994 **SOUTH FLORIDA INVITATIONAL**
Cindy Lawton, Shamalene Wilson
- ACC TOURNAMENT**
Marla Looper, Jennifer Olow, Windy Weltz, Shamalene Wilson
- LADY SEMINOLE INVITATIONAL**
Shamalene Wilson
- TAR HEEL INVITATIONAL**
Jennifer Olow, Shamalene Wilson
- 1995 **ACC TOURNAMENT**
Wendy Braye, Myssi Calkins, Renee Espinoza, Heather Feltmann, Kristy Fuentes, Kristy Hull
- TAR HEEL INVITATIONAL**



HONORS AND AWARDS

- Renee Espinoza, Cindy Lawton, Misty Molin
GLADSTONE'S/USF SOFTBALL CLASSIC
 Wendy Braye, Renee Espinoza (MVP), Cindy Lawton
LADY SEMINOLE INVITATIONAL
 Kristy Hull, Cindy Lawton, Misty Molin, Laurie Shepard
- 1996 **SPEEDLINE/USF SOFTBALL CLASSIC**
 Renee Espinoza, Shamalene Wilson
LADY SEMINOLE INVITATIONAL
 Kristy Hull, Shamalene Wilson
TAR HEEL INVITATIONAL
 Myssi Calkins, Kristy Fuentes
ACC CHAMPIONSHIP
 Renee Espinoza (MVP), Kristy Hull, Windy Weltz, Shamalene Wilson
- 1997 **SPEEDLINE/USF SOFTBALL CLASSIC**
 Wendy Braye
TAR HEEL INVITATIONAL
 Myssi Calkins, Kristy Fuentes, Misty Molin, Tami Post
ACC TOURNAMENT
 Myssi Calkins, Kristy Fuentes (MVP), Kristy Hull, Tami Post
- 1998 **TALLAHASSEE DEMOCRAT / FLORIDA STATE INVITATIONAL**
 Dana Bailey, Kristy Hull, Jennifer White (MVP)
GEORGIA BUZZ CLASSIC
 Jesse McGregor, Stacy Venable (MVP), Corrie Williams
- 1999 **TALLAHASSEE DEMOCRAT / FLORIDA STATE INVITATIONAL**
 Danielle Cox
ACC TOURNAMENT
 Danielle Cox (MVP), Teresa Edenfield, Tami Post, Stacy Venable
- 2000 **NCAA LOS ANGELES REGIONAL**
 Serita Brooks, Leslie Malerich, Staci Brandon, Andi Lyons
UTC FROST CUTLERY CHALLENGE
 Leslie Malerich (MVP), Becky Wallace, Brandi Stuart, Teresa Edenfield
TALLAHASSEE DEMOCRAT / FLORIDA STATE INVITATIONAL
 Staci Brandon, Serita Brooks
ACC TOURNAMENT
 Leslie Malerich (MVP), Serita Brooks, Natalie Bennett, Staci Brandon
- 2001 **ACC TOURNAMENT**
 Leslie Malerich, Natalie Bennett, Serita Brooks, Monique Marier
NCAA TALLAHASSEE REGIONAL
 Leslie Malerich, Robyn Gauger, Jessica van der Linden, Jennifer White-Cody, Monique Marier, Serita Brooks
- 2002 **TROY COX CLASSIC**
 Kimmy Carter, Brandi Stuart, Jessica van der Linden (MVP)
BUZZ CLASSIC
 Brandi Stuart
ACC TOURNAMENT
 Brandi Stuart, Jessica van der Linden
NCAA TALLAHASSEE REGIONAL
 Brandi Stuart, Kimmy Carter, Shundra Colzie, Leslie Malerich (MOP), Jessica van der Linden
COLLEGE WORLD SERIES
 Leslie Malerich
- 2003 **SEMINOLE INVITATIONAL**
 Jessica van der Linden, Casey Hunter
2003 BUZZ CLASSIC
 Beth Wade (MVP)
ACC TOURNAMENT
 Lesley Palmer (MVP), Shandra Colzie, Elisa Vasquez, Casey Hunter
- 2004 **NFCA LEADOFF CLASSIC**
 Jessica van der Linden, Natasha Jacob, Tatiana George, Casey Hunter
SEMINOLE CHALLENGE
 Jessica van der Linden, Natasha Jacob, Tatiana George, Casey Hunter
FSU INVITATIONAL
 Jessica van der Linden (MVP), Casey Hunter, Lesley Palmer, Veronica Wootson,
- Natasha Jacob
ACC TOURNAMENT
 Casey Hunter (MVP), Lesley Palmer, Jessica van der Linden, Elisa Vasquez, Beth Wade
NCAA REGION 4
 Jessica van der Linden (MOP), Veronica Wootson, Natasha Jacob
- 2005 **NFCA LEADOFF CLASSIC**
 Tatiana George
SUNSHINE STATE TOURNAMENT
 Tiffany McDonald, Brittany Osmon, Veronica Wootson
FLORIDA STATE INVITATIONAL
 Natasha Jacob (MVP), Kim Hoffer, Casey Hunter, Melissa Wood
- 2006 **EARLY BIRD**
 Carly Brieske, LaShaun Davis, Kim Hoffer, Natasha Jacob, Michelle Snyder
SEMINOLE CLASSIC
 Natasha Jacob (MVP), Yuruby Alicart, Carly Brieske, Tiffany McDonald
SUNSHINE STATE
 Yuruby Alicart, Whitney Buckmon, Natasha Jacob
ACC TOURNAMENT
 Carly Brieske, Tiffany McDonald
- 2007 **NFCA LEADOFF CLASSIC**
 Veronica Wootson, Yuruby Alicart
SUNSHINE STATE TOURNAMENT
 Melissa May, LaShaun Davis, Brittany Krbec
SEMINOLE CLASSIC
 Veronica Wootson (MVP), Robin Ahrberg, Terese Gober, Brittany Krbec, Tiffany McDonald
FSU INVITATIONAL
 Veronica Wootson, Yuruby Alicart, Carly Wynn
- 2008 **ACC TOURNAMENT**
 Robin Ahrberg, Yuruby Alicart, Veronica Wootson
NFCA LEADOFF CLASSIC
 Brittany Osmon
EARLY BIRD TOURNAMENT
 Whitney Buckmon, Terese Gober, Brittany Osmon (MVP)
SEMINOLE CLASSIC
 Whitney Buckmon, Jessica Gilmore, Allison Collins, Ashley Stager
ACC TOURNAMENT
 Brittany Osmon
- 2009 **ACC TOURNAMENT**
 Sarah Hamilton, Kaleigh Rafter, Carly Wynn
- 2010 **ACC TOURNAMENT**
 Robin Ahrberg, Tiffani Brown, Sarah Hamilton
- 2011 **ACC TOURNAMENT**
 Celeste Gomez, Sarah Hamilton (MVP), Jen Lapicki, Courtney Senas
- 2012 **ACC TOURNAMENT**
 Maddie O'Brien
BANK OF HAWAII TOURNAMENT
 Lacey Waldrop, Shayla Jackson, Erika Leonard, Courtney Senas
- 2013 **ACC TOURNAMENT**
 Maddie O'Brien, Courtney Senas, Lacey Waldrop
- 2014 **EASTON CRIMSON CLASSIC**
 Jessica Nori, Lacey Waldrop
ACC TOURNAMENT
 Tiffani Brown, Celeste Gomez (MVP), Kelly Hensley, Maddie O'Brien, Lacey Waldrop
NCAA TALLAHASSEE REGIONAL
 Alex Kossoff, Maddie O'Brien, Lacey Waldrop
- OTHER ACCOMPLISHMENTS**
- 1981 **ASA Outstanding Athlete**
 Darby Cottle
USOC Best Amateur Softball Player in the Nation
 Darby Cottle
FAIAW Softball Coach of the Year
 JoAnne Graf
- 1982 **Olympia Award**
- Darby Cottle
Broderick Award
 Darby Cottle
- 1992 **Most Valuable Pitcher in the South Florida Invitational**
 Toni Gutierrez
- 1998 **NFCA/Louisville Slugger Division 1 Player of the Week**
 Jennifer White-Cody
- 1999 **ACC Weaver-James-Corrigan Postgraduate Scholarship**
 Stacy Venable
- 2001 **Verizon Academic All-District 3 Softball Team**
 Brandi Stuart
NFCA Academic All-American
 Becky Brock, Beth Wade
- 2001 **NFCA/Louisville Slugger Division 1 Player of the Week**
 Brandi Stuart
- 2001 **MVP (Pitcher) FAU/Worth Invitational**
 Leslie Malerich
- 2001 **NFCA Outstanding Performer**
 Jennifer White-Cody
- 2001 **NFCA Southeast Region Coaching Staff of the Year**
- 2002 **NFCA/Speedline Southeast Region Coaching Staff of the Year**
- 2002 **Verizon Academic All-American**
 Brandi Stuart
- 2003 **Verizon Academic All-Region**
 Shandra Colzie (1st Team)
NFCA National D1 Player of the Week
 Jessica van der Linden
USA Softball National Player Of The Year Finalist
 Jessica van der Linden (Top 10)
- 2004 **USA Softball National Player of the Year**
 Jessica van der Linden
Honda Award Winner for Softball
 Jessica van der Linden
ESPY AWARD "Best Collegiate Female" Nominee
 Jessica van der Linden
CoSIDA District III Academic All-Region
 Natasha Jacob
Easton All-Americans
 Casey Hunter (1st Team), Jessica van der Linden (1st Team), Veronica Wootson (2nd Team)
USA Softball National Player Of The Week
 Jessica van der Linden (March 16)
NFCA National Player Of The Week
 Jessica van der Linden (March 16)
- 2005 **CoSIDA Academic All-District III**
 Natasha Jacob
CoSIDA Second Team Academic All-American
 Natasha Jacob
CoSIDA First Team Academic All-American
 Natasha Jacob
CoSIDA First Team Academic All-District 3
 Natasha Jacob
Easton/Bell Sports All-American
 Veronica Wootson (1st Team), Natasha Jacob (3rd Team)
- 2007 **ACC Freshman of the Year**
 Monica Montez
CoSIDA/ESPN The Magazine Second-Team
 Melissa May
Academic All-District Third-Team
 Melissa May
Easton All-American
 Veronica Wootson
NFCA All-American
 Veronica Wootson
- 2008 **Lowe's Senior CLASS Award Candidate**
 Tiffany McDonald
All-ACC Academic
 Whitney Buckmon, Terese Gober, Tiffany McDonald, Brittany Osmon, Carly Wynn



HONORS AND AWARDS

CoSIDA/ESPN the Magazine Academic All-District
Carly Wynn (1st Team), Robin Ahrberg (1st Team), Melissa May (2nd Team)

ACC Player of the Week
Brittany Osmon (twice), Ashley Stager

ACC Pitcher of the Week
Tiffany McDonald (twice)

2009 **CoSIDA/ESPN the Magazine Academic All-American**
Carly Wynn (3rd Team)

CoSIDA/ESPN the Magazine Academic All-District
Carly Wynn (1st Team), Michelle Snyder (2nd Team)

ACC Pitcher of the Year
Sarah Hamilton

ACC Player of the Week
Kaleigh Rafter (twice), Ashley Stager

ACC Pitcher of the Week
Sarah Hamilton (twice)

NCAA Postgraduate Scholarship
Kaleigh Rafter

2010 **ACC Pitcher of the Week**
Sarah Hamilton, Terese Gober

ACC Player of the Week
Ashley Stager

NCAA Postgraduate Scholarship
Terese Gober, Carly Wynn

CoSIDA/ESPN The Magazine Academic All-District III Softball Team
Carly Wynn

ESPN The Magazine Academic All-America Third Team
Carly Wynn

NSCA All-American
Carly Wynn

2011 **ACC Pitcher of the Week**
Sarah Hamilton (twice)

ACC Player of the Week
Tiffani Brown, Shayla Jackson

Softball Golden Nole Award
Ashley Stager

ACC Top Six for Service Award
Ashley Stager

SemiGnome Award (Community Service)
FSU Softball Team

Capital One Academic All-District Second Team
Jen Lapicki, Lauren Varsalona

All-ACC Academic Team
Robin Ahrberg, Shayla Jackson, Jen Lapicki, Jessica Nori

NFCA Scholar-Athlete
Kirstin Austin, Kelly Hensley, Jen Lapicki, Jessica Nori, Kaleigh Rafter, Briar Stanley

2012 **Lowe's Senior CLASS Award Candidate**
Shayla Jackson

Louisville Slugger National Player of the Week
Monica Perry

ACC Player of the Week
Briana Hamilton (twice)

ACC Pitcher of the Week
Monica Perry (twice), Lacey Waldrop (twice)

Capital One Academic District Team
Jessica Nori, Kirstin Austin

All-ACC Academic Team
Bailey Schinella, Jessica Nori, Kirstin Austin, Kelly Hensley, Tiffani Brown

NFCA Scholar-Athlete
Tiffani Brown, Kelly Hensley, Erika Hoffner, Jessica Nori

2013 **NFCA All-America Third Team**
Lacey Waldrop

NFCA All-Southeast Region Second Team
Morgan Bullock, Lacey Waldrop

Capital One Academic All-American Third Team
Kelly Hensley

Capital One Academic All-District IV
Kelly Hensley, Jessica Nori

ACC Pitcher of the Week
Lacey Waldrop (three times)

ACC Player of the Week
Courtney Senas (twice)

ACC Top Six for Service
Kelly Hensley

ACC Softball Scholar-Athlete of the Year
Kelly Hensley

All-ACC Academic Team
Kelly Hensley, Monica Perry, Jessica Nori, Bailey Schinella

NFCA Scholar-Athlete
Kelly Hensley, Jessica Nori

2014 **USA Softball National Player of the Year**
Lacey Waldrop

NFCA All-America First Team
Maddie O'Brien, Lacey Waldrop

NFCA All-Southeast Region First Team
Maddie O'Brien, Courtney Senas

Louisville Slugger/NFCA Division I National Player of the Week
Lacey Waldrop

ACC Pitcher of the Week
Lacey Waldrop (seven times), Jessica Burroughs

ACC Player of the Week
Maddie O'Brien (three times), Bailey Schinella

All-ACC Academic Team
Kelly Hensley, Jessica Nori, Bailey Schinella, Lacey Waldrop

NFCA Scholar-Athlete
Bella D'Errico, Corey Hendrickson, Kelly Hensley, Jessica Nori, Lacey Waldrop

NCAA Postgraduate Scholarship
Kelly Hensley

NSCA All-American
Victoria East

TEAM AWARDS

Golden 'Nole Award
2009 Carly Wynn
2010 Carly Wynn
2011 Ashley Stager
2012 Kirstin Austin
2013 Kelly Hensley
2014 Jessica Nori

Golden Torch Award
2009 Kaleigh Rafter
2010 Tory Haddad
2011 Kelly Hensley
2012 Kelly Hensley
2013 Kelly Hensley
2014 Kelly Hensley

Seminole Warrior
2009 Ashley Stager
Carly Wynn
2010 Jen Lapicki
2011 Briana Hamilton
2012 Lindsey Peppers
2013 Jessica Burroughs
2014 Lacey Waldrop

Sniper Award
2010 Morgan Bullock
2011 Robin Ahrberg
2012 Assistant Coach Travis Wilson
2013 Morgan Bullock
2014 Ryan Day

Golden Glove
2009 Kaleigh Rafter
2010 Tory Haddad
2011 Ashley Stager
2012 Briana Hamilton
2013 Maddie O'Brien
2014 Courtney Senas

ESPY Award
2009 Ashley Stager
Michelle Snyder
2010 Tiffani Brown
2011 Briana Hamilton

2012 Courtney Senas
2013 Lacey Waldrop
2014 Briana Hamilton

Most Improved
2009 Ashley Stager
2010 Shayla Jackson
2011 Jennifer Lapicki
2012 Briana Hamilton
Kirstin Austin
2013 Kelly Hensley
2014 Maddie O'Brien

Most Valuable Player
2009 Kaleigh Rafter
2010 Carly Wynn
2011 Sarah Hamilton
2012 Tiffani Brown
2013 Courtney Senas
Kelly Hensley
2014 Maddie O'Brien

Chief Abiaka Athletic Training Award
2009 Robin Ahrberg
2010 Ashley Stager
2011 Maddie O'Brien
2012 Tiffani Brown

Batting Title
2009 Carly Wynn (.337)
2010 Carly Wynn (.378)
2011 Jen Lapicki (.343)
2012 Shayla Jackson (.304)
2013 Morgan Bullock (.346)
2014 Maddie O'Brien (.424)

Circle Award
2009 Sarah Hamilton
2010 Sarah Hamilton
2011 Sarah Hamilton
2012 Monica Perry
2013 Lacey Waldrop
2014 Lacey Waldrop

"Ah-Tah-Thi-Ki" Academic Excellence Award
2009 Amber Bryant
Mallory Borden
2010 Terese Gober
Carly Wynn
Ashley Stager
2011 Kelly Hensley
Monica Perry
2012 Kelly Hensley
2013 Kelly Hensley
Jessica Nori
2014 Kelly Hensley
Jessica Nori

Rookie of the Year
2009 Shayla Jackson
2010 Tiffani Brown
2011 Celeste Gomez
Jessica Nori
2012 Maddie O'Brien
Lacey Waldrop
2013 Victoria East
2014 Jessica Burroughs

Femina Perfecta Award
2009 Ashley Stager
2010 Robin Ahrberg
2011 Morgan Bullock
2012 Monica Perry
2013 Lindsey Peppers
2014 ??

Coaches Award
2009 Carly Wynn
2010 Carly Wynn
2011 Robin Ahrberg
Ashley Stager
2012 Mallory Borden
Amber Bryant
2013 Macey Cheatham
2014 Entire Team (Taylor Foster Award)



ALL-TIME LETTERWINNERS

<p>A</p> <p>Rebecca Aase 1991-94 Courtney Adams 2013 Leslie Adams 1992-93 Robin Ahrberg 2007-08, 10-11 Shannon Aiken 1989 Yuruby Alicart 2006-07 Kaitlin Allen 2013 Nancy Anderson 1981 Leah Armstrong 2001 Kirstin Austin 2011-13 Kim Averill 1989</p>	<p>Tabitha Doka 1994 Toney Donaldson 1982-83 Jennifer Drawdy 1994 Natalie Drouin 1981-82</p> <p>E</p> <p>Victoria East 2013-14 Teresa Edenfield 1997-00 Stephanie Elowsky 2000-01 Sherri Emetario 1986-87 Renee Espinoza 1995-96 Bonnie Evans 1988</p>	<p>L</p> <p>Hunter LaFountain 1989-90 Kelly Langston 2007-08 Jen Lapicki 2010-11 Christy Larsen 1988-91 Julie Larsen 1985-88 Robyn Larson 2002-03 Monica Lawfield 1984 Dianne Lawrence 1978 Cindy Lawton 1994-95 Gayle Lee 1978 Erika Leonard 2012 Nicolette Levine 2012 Bryttani Lindheim 2002-03 Marla Looper 1993-94 Andi Lyons 1999-00</p>	<p>S</p> <p>Layne Salvador 1979-82 Mary J.T. Sands 1980 Stacey Saunier 1979-82 Bailey Schinella 2012-14 Kelly Schnute 1995-96 Mary Schuehler 1978-79 Courtney Senas 2011-14 Kelly Shaw 1982-83 Laurie Shepard 1992-95 Lena Sifen 2004 Jan Sikes 1981-82 Terri Silviola 1980 Tracy Simmons 1987 Penny Siqueiros 1989-92 Debbie Smith 1986 Loren Smith 2012 Amy Snider 1983-86 Michelle Snyder 2006-09 Sue Spangel 1978-79 Ashley Stager 2008-11 Courtney Stager 2009 Briar Stanley 2010-11 Lynn Steele 1985-87 Ronnie Stengel 1978 Brandi Stuart 2000-03 Stacie Symonds 1994</p>
<p>B</p> <p>Greta Bahn 1984-86 Dana Bailey 1996-99 Jill Baker 1981-82 Leslie Barton 1990-93 Jill Bellamy 1986-88 Natalie Bennett 2000-01 Shelley Berube 1984 Debbie Billington 1978-79 Carla Bingham 1982-83 Michelle Bishop 1995 Mallory Borden 2009-10, 12 Staci Brandon 2000-01 Wendy Braye 1994-97 Carly Brieske 2003-06 Becky Brock 1999-02 Serita Brooks 2000-01 Jennifer Brown 1998 Tiffani Brown 2010-14 Amber Bryant 2009, 11-12 Colleen Buckley 1978-79 Whitney Buckmon 2005-08 Morgan Bullock 2010-13 Jodie Bullock 1990 Jessica Burroughs 2014 Jennifer Butler 1995 Susan Buttery 1990-93</p>	<p>F</p> <p>Heather Feltmann 1993-95 Stephanie Ferlita 1995-96 Carolyn Fiero 1986-87 Kelly Flaczinski 1988-91 Katie Fricke 2004-05 Kristy Fuentes 1994-97</p> <p>G</p> <p>Carey Galuppi 2003-06 Camille Garcia 2007-09 Robyn Gauger 2000-01 BillieAnne Gay 2003-06 Tatiana George 2002-05 Tina Getherall 1990-92 Barbara Gillespie 1985-86 Jessica Gilmore 2007-09 Terese Gober 2007-09-10 Celeste Gomez 2011-14 Cathy Gooding 1981-84 Kim Googe 1979-80 Cindy Gordon 1992-93 Toni Gutierrez 1990-93</p>	<p>M</p> <p>Leslie Malerich 1999-02 Pat Mangan 1980-81 Monique Marier 2001-02 Diane Maroe 1979 Sandy Martinez 1988-89 Meggan Matson 1997 Melissa May 2006-08 Kristie McConn 2008-11 Tiffany McDonald 2005-08 Jesse McGregor 1996-99 Monica Montez 2007-10 Lora Migliaccio 1988-91 Shannan Mitchem 1989-92 Kelly Miller 1998-00 Leslie Miller 1984 LaTanya Mitchell 1999-00 Misty Molin 1995-98 Amanda Moore 2007 Evelyn Morgado 2012 Bonnie Morgan 1978 Lauren Mullins 2010 Marie Mygonik 1978</p>	<p>T</p> <p>Windy Taff 1996-97 Tammi Terrell 1983 Cynthia Thomas 1972-73 Robin Thomas 1983 Laurie Tiedt 1984-87 Julie Tiggis 2003-04 Kelly Tillman 1981-84 Dale Townsend 2010-11 Rose Trezza 1978 Linda Tyrrell 1980-82</p>
<p>C</p> <p>Myssi Calkins 1994-97 Kimmy Carter 1999-02 Charlotte Cates 1981 Christy Cerecedes 1998-99 Macey Cheatham 2013-14 Rosalind Chou 1996-97 Sharon Coats 1979-80 Shandra Colzie 2002-03 Shundra Colzie 2002-03 Allison Collins 2008-10 Jan Collins 1978 Kayla Collins 2006-07 Teresa Collins 1983-84 Heather Conway 1992-93 Dina Cooper 1983-84 Ellie Cooper 2014 Suzanne Cooper 1987 Shawnda Corbin 1988 Cheryl Cordes 1978 Darby Cottle 1980-82 Danielle Cox 1998-99 Skyla Cox 2001-02 Bonnie Craig 1978-79 Lori Crouse 1986-89</p>	<p>H</p> <p>Tory Haddad 2010 Lisa Hall 1998 Briana Hamilton 2011-14 Sarah Hamilton 2008-11 Roxanne Hantelmann 1986 Trisha Hardy 1978 LeAnn Harrell 1982-84 Barb Harris 1978 Lauren Harris 2014 Amy Harrison 2004-05 Becky Harrison 1988-91 Stephanie Hartness 2013-14 Corey Hendrickson 2014 Kelly Hensley 2011-14 Jackie Hirschfeld 1998-02 B.J. Hodges 1990-91 Cula Hodges 1980 Kim Hoffer 2004-06 Erika Hoffner 2012-13 Laurie Holler 1985-86 Kristy Hull 1995-98 Casey Hunter 2002-05</p>	<p>N</p> <p>Heidi Nelson 1984 Jessica Nori 2011-14 Cathy Norton 1978-80</p> <p>O</p> <p>Maddie O'Brien 2012-14 Carol O'Domski 1980-81 Cricket Olafson 1983 Jennifer Olow 1991-94 Sunnie O'Neal 1981-84 Brittany Osmon 2005-08 Sherri Owens 1988</p>	<p>W</p> <p>Beth Wade 2001-04 Lacey Waldrop 2012-14 Becky Wallace 1997-00 Lita Weingart 1980 Windy Weltz 1994-97 Jennifer White-Cody 1998-01 Corrie Williams 1996-99 Felicia Williams 1999-00 Sandie Williams 1982 Debbie Willis 1978 Robin Willis 1978 Shamalene Wilson 1993-96 Vicki Wilson 1978 Melissa Wood 2005-06 Tina Wood 1993-94 Veronica Wootson 2004-07 Carly Wynn 2007-10</p>
<p>D</p> <p>Bella D'Errico 2014 Victoria Daddis 2014 Tiffany Daniels 1986-89 Lisa Davidson 1991-94 Wendy Davis 1982-84 LaShaun Davis 2004-07 Judi Davison 1985-87 Debbie DeJohn 1987-90 Jennie Dillmore 1992-93</p>	<p>J</p> <p>Shayla Jackson 2009-12 Natasha Jacob 2003-06 Julie Jordan 2001-02 Brittany Joseph 2008-10</p>	<p>P</p> <p>Robin Pace 1983-84 Susan Painter 1981-84 Lesley Palmer 2003-05 Adrienne Pearson 1994-95 Lindsey Peppers 2012 Sandy Perkins 1979 Monica Perry 2012-13 Kim Petrovich 2006 Robyn Petrovich 2005-08 Tami Post 1996-99 Alex Powers 2014 Chris Priester 1986</p>	<p>Z</p> <p>Niki Zenger 1995-96 (Since 1978)</p>
<p>K</p> <p>Kari Keith 1986-89 Sarah King 1997-98 Charlene Koski 1980 Alex Kossoff 2013-14 Brittany Krbec 2007 Tina Kyler 1984-85</p>	<p>R</p> <p>Kaleigh Rafter 2009 Julie Rice 1988-91 Brenda Richardson 1989 Toni Robinette 1981-82 Courtney Rosen 2007, 09-10 Venus Ross 1980-81 Daphne Russell 1987-88</p>	<p>Active Players in Bold</p>	



PRO AND INTERNATIONAL PLAYERS



Brandi Stuart



Casey Hunter



Elisa Vasquez



Jessica van der Linden



Leslie Malerich



Mysii Calkins



Kaleigh Rafter



Tatiana George



Tiffany McDonald



Veronica Wootson



Yuruby Alicart



Monica Perry



Ellie Cooper



Briana Hamilton

LAURIE SHEPARD
Silver Bullets
(1995-98)

CASEY HUNTER
Connecticut Brakettes
(2006)

RENEE ESPOINOZA
Georgia Price
(1997)

JESSICA van der LINDEN
Arizona Heat
(2004)
Puerto Rico National Team

YURUBY ALICART
Venezuelan National Team
(2000-14)
2008 Beijing Olympics Participant

TATIANA GEORGE
Harlem Diamonds
(2005)

BRANDI STUART
Akron Racers
(2004)

MYSII CALKINS
Georgia Pride
(1999)

SHANNON MITCHEM
Silver Bullets
(1993-98)

SHAMALENE WILSON
Georgia Pride
(1997)

BRIANA HAMILTON
PA Rebellion
(2014)

LESLIE MALERICH
Connecticut Brakettes
(2005-06)
Italian National Team

LESLIE ADAMS
Carolina Diamonds (1997-99)

TIFFANY MCDONALD
British National Team (2006)
Coached for Dutch National Team

ELISA VASQUEZ
Houston (2004)

KRISTY FUENTES
Georgia Pride (1998)

VERONICA WOOTSON
Akron Racers
(2007-08)

KALEIGH RAFTER
Canadian National Team (2007-14)
2008 Beijing Olympics Participant
WMLS International Japan
(2013-14)

CARLY WYNN
Tennessee Diamonds (2010)

TERESE GOBER
Mannheim Tornados (2010)

MONICA PERRY
Hotel Ambassador cc Terrasvogels
(2013)

COURTNEY ADAMS
Puertio Rico National Team (2013)

ELLIE COOPER
New Zealand National Team (2012,
2014)
NZ Junior World
Championships (2011, 2013)



1981 & 1982 NATIONAL CHAMPIONS

Before the games were televised on ESPN and before there were professional leagues, the main goal of collegiate softball was to go out, give your best and try to win, but mainly the student-athletes were there because they loved the game and they wanted to have fun. For two years in the early 1980's, the Florida State softball team not only had fun, but also dominated its competition and brought home a pair of national championships.

There was plenty of reason for optimism going into the 1981 season after FSU won 13 of its last 15 games the year before and was one game away from advancing to the AIAW National Tournament. Countering the momentum from 1980 was the inexperience of the 1981 roster which featured only six returnees but a host of talented newcomers.

"It was a lot of fun," former head coach Dr. JoAnne Graf said. "They had known each other from summer league ball so I think there was a lot of respect right away. Anytime you win it's a whole lot of fun. That team was in every game, they won, obviously, most of them, but it's always fun to coach people who win and they worked hard. They just had that confidence, that air that they were going to have to lose the game; no one was going to beat them."

Any concerns about the 1981 season were quickly erased as the Seminoles ran out to a 19-2 start with a trio of tournament titles. The only hiccup during the year came at the South Florida Invitational as FSU lost three of four but that also served as a wake up call as the Seminoles won 16-straight games to push their record to 38-5.

Just when the Seminoles had everything going in their favor, another bump in the road came. Winners of its last 16 games, FSU dropped a pair of games to East Carolina to finish second at the North Carolina State Invitational. But just like the losses at South Florida, the setback refocused the Seminoles when they needed it the most.

Few would have guessed that the 5-2 loss to the Pirates would be the Seminoles' last of the season. FSU took four-straight heading into the FAIAW State Tournament where it breezed to the state title with four more wins to match the most wins in school history. Up next was the AIAW Region III Tournament where the Seminoles took the next step, sweeping four more games to advance to the National Tournament.

Proving its versatility, FSU won every way possible, outscoring Western Carolina 13-9 in the first game before winning a defensive triumph 4-3 over North Carolina State. FSU disposed of the Pirates 12-3 then beat North Carolina 4-1 to capture the school's first national championship in women's athletics.

Postseason accolades came in for Darby Cottle as the shortstop collected All-America honors after hitting .428. Joining her on the All-America squad was second baseman Jan Sikes as she hit .477.

"Those teams were so full of life, heart, we had great camaraderie," former player Susan Painter said. "It started at the top with JoAnne. We had a great group of players, but she was the main component. She kept us on top and kept fighting for us and for the title. Every great team has a fit and that one certainly did. It was quite a group. We still keep in touch, but I miss that."

The pieces were in place for another run in 1982 and the Seminoles wasted no time as they won their first 12 games, highlighted by the title at the Florida Invitational - including eight shutouts. Ironically the "low point" of the season came at the Lady Seminole Invitational where FSU lost three in a row.

But just like they had done the previous year, the Seminoles bounced back to win 10-straight, including titles at the Friendly City and South Florida Invationals. Twice during the middle half of the season the Seminoles scored 30 runs or more, including a 39-5 drubbing of Georgia Southern.

Despite all of FSU's success that year - the Seminoles won four of six regular season tournaments - there was one team it could not get past: rival Florida. Of the 10 losses that season, six came to the Gators, including back-to-back losses at the Montgomery Invitational where FSU finished second.



Similar to 1981, the losses refocused the Seminoles as they won their next 12 going into the FAIAW tournament. UF got the Tribe again 2-1 in the third game, but the Seminoles won a pair to claim the state title. Florida State had relatively little trouble in the regional tournament, only dropping a 2-1 decision to South Florida before beating the Bulls for the trophy.

The stage was set for a repeat and the Seminoles were on a mission having won 21 of their last 23 games. The first three games were a breeze as FSU outscored its opponents 46-6 with wins over Georgia Southern, South Florida and UNC-Charlotte. All that stood between FSU and its second national championships were the Florida Gators.

While Florida State held an 8-6 lead in the season series, Florida was the only team that had been close to FSU over the last five years and handed the Seminoles their worst loss in school history at the time, a 14-0 defeat during the middle of the season. With the championship on the line the Seminoles were at their best and they prevailed 9-4 to claim their second-straight national championship.

The accolades poured in for the Seminoles again, headed by Cottle who was named the Broderick Award winner as the AIAW Player of the Year. She was joined on the All-America squad by Natalie Drouin, Painter, Toni Robinette and Sikes.

"We were like a big family, I don't even remember anyone not getting along," Drouin said. "We had two great teams and I don't know which one was better. They were pretty equal. At the time none of us really knew what we had accomplished, we just wanted to do our best and have fun, but afterwards it was thrilling."

The Seminoles won 110 games those two years with a 54-7 record in 1981 and a 56-10 mark the year after. Florida State was an offensive juggernaut those two seasons, scoring an average of 9.2 runs per game. What might be even more impressive was the Seminoles' pitching and defense. Behind Painter, the team's lone pitcher, FSU gave up only 2.7 runs per game, a number that is unfathomable in slow pitch.

"I remember a lot of team unity and enthusiasm," Cottle said. "We were a group of winners, that's for sure, and we were a team that was willing to do whatever it took to get to the top. I'm just proud to have been part of the teams that started a tradition of winning."

While the AIAW was disbanded one year later and FSU went to NCAA competition in 1984, the players on those teams were the founders of a legacy that continues today.



DR. JOANNE GRAF

Dr. JoAnne Graf spent 30 successful seasons at the helm of the Florida State softball program. With 1,437 victories under her belt, Graf retired on June 15, 2008, with more wins than any other head coach in collegiate softball.

The first collegiate softball coach to earn 1,400 victories, Graf's numerous achievements with Florida State softball include AIAW slowpitch national championships in 1981 and 1982, seven trips to the Women's College World Series, with the first coming in 1986 (just four years after FSU went to NCAA fastpitch softball), 21 NCAA Regional appearances and 10 Atlantic Coast Conference titles.

On April 2, 2005, then-Florida State University President Dr. T.K. Wetherell officially renamed the softball stadium "JoAnne Graf Field at the Seminole



Softball Complex," making her among only two active softball coaches with fields named after them. On September 13, 2013, Graf was inducted into the Florida State Athletics Hall of Fame

One of the most prolific coaches in collegiate softball, Graf concluded her career having won 75 percent of her games (1,437-478-6), including a 1,218-425-6 (.740) mark in NCAA Division I play. Her NCAA career win total is currently second all-time. Florida State averaged 50.75 wins per year under her guidance since beginning NCAA play ranked No. 1 all-time.

Graf is a 1975 graduate of Florida State. In 1992, she earned her doctorate degree in athletic administration at FSU, and taught at her alma mater until her retirement in 2013.

The JoAnne Graf File

- 1,437 All-Time Victories at Florida State
- Back-to-Back AIAW National Championships (1981 & 1982)
- Six-Time ACC Coach of the Year
- 10 Atlantic Coast Conference Titles
- 21 NCAA Tournament Appearances
- 45 NCAA Tournament Victories
- Seven Women's College World Series Appearances
- 34 All-America Awards
- 74 All-ACC Selections



ALL-TIME POSTSEASON RESULTS

1986 SOUTH REGIONAL

Ruston, Louisiana			
OPPONENT	FSU	OPP	W-L
Louisiana Tech	0	4	L
Louisiana Tech	0	1	L
National Finish - 9th			

1987 SOUTH REGIONAL

Tallahassee, Florida			
OPPONENT	FSU	OPP	W-L
Adelphi	1	0	W
Adelphi	3	1	W
National Finish - 7th			

1987 WOMEN'S COLLEGE WORLD SERIES

OPPONENT	FSU	OPP	W-L
Cal-State Fullerton	0	4	L
Central Michigan	0	1	L
National Finish - 7th			

1988 SOUTH REGIONAL

Ruston, Louisiana			
OPPONENT	FSU	OPP	W-L
Texas A&M	0	1	L
Louisiana Tech	1	6	L
National Finish - 9th			

1989 SOUTH REGIONAL

Tallahassee, Florida			
OPPONENT	FSU	OPP	W-L
South Carolina	1	2	L
Louisiana Tech	1	3	L
National Finish - 9th			

1990 SOUTH REGIONAL

Lafayette, Louisiana			
OPPONENT	FSU	OPP	W-L
Texas A&M	5	0	W
SW Louisiana	4	3	W
SW Louisiana	2	1	W
National Finish - T3rd			

1990 WOMEN'S COLLEGE WORLD SERIES

OPPONENT	FSU	OPP	W-L
Fresno State	1	0	W
Oklahoma State	1	4	L
Nevada-Las Vegas	4	1	W
UCLA	1	3	L
National Finish - T3rd			

1991 SOUTH REGIONAL

Lafayette, Louisiana			
OPPONENT	FSU	OPP	W-L
SW Louisiana	1	0	W
Oklahoma State	2	0	W
Oklahoma State	4	3	W
National Finish - 5th			

1991 WOMEN'S COLLEGE WORLD SERIES

OPPONENT	FSU	OPP	W-L
UCLA	0	1	L
UNLV	1	0	W
Fresno State	0	3	L
National Finish - 5th			

1992 SOUTH REGIONAL

Lafayette, Louisiana			
OPPONENT	FSU	OPP	W-L
SW Louisiana	1	0	W
UNLV	4	0	W
SW Louisiana	1	0	W
National Finish - 7th			

1992 WOMEN'S COLLEGE WORLD SERIES

OPPONENT	FSU	OPP	W-L
California	0	3	L
UMass	2	4	L
National Finish - 7th			

1993 SOUTH REGIONAL

Tallahassee, Florida			
OPPONENT	FSU	OPP	W-L
Kansas	0	1	L
Iowa	5	3	W
Kansas	5	0	W
Kansas	2	1	W
National Finish - 7th			

1993 WOMEN'S COLLEGE WORLD SERIES

OPPONENT	FSU	OPP	W-L
Oklahoma State	2	5	L
Connecticut	1	2	L
National Finish - 7th			

1994 SOUTH REGIONAL

Stillwater, Oklahoma			
OPPONENT	FSU	OPP	W-L
Oklahoma	1	3	L
Providence	1	2	L
National Finish - 9th			

1995 WEST REGIONAL

Tucson, Arizona			
OPPONENT	FSU	OPP	W-L
Nebraska	1	6	L
Ohio	2	0	W
Nebraska	6	2	W
Arizona	0	15	L
National Finish - 9th			
Final Ranking - 11th			

1996 SOUTH REGIONAL

Tallahassee, Florida			
OPPONENT	FSU	OPP	W-L
South Florida	3	1	W
Arizona	6	9	L
South Florida	6	0	W
Arizona	3	10	L
National Finish - 9th			
Final Ranking - 13th			

1998 MIDWEST REGIONAL

Stillwater, Oklahoma			
OPPONENT	FSU	OPP	W-L
Oklahoma State	0	4	L
Stanford	0	1	L
National Finish - 9th			
Final Ranking - 17th			

2000 WEST REGIONAL

Los Angeles, California			
OPPONENT	FSU	OPP	W-L
Long Beach State	2	0	W
Iowa	4	1	W
UCLA	1	6	L
Iowa	4	2	W
UCLA	1	7	L
National Finish - 9th			
Final Ranking - 17th			

2001 TALLAHASSEE REGIONAL

Tallahassee, Florida			
OPPONENT	FSU	OPP	W-L
Bethune-Cookman	6	2	W
Florida	6	2	W
California	0	1	L
Florida Atlantic	2	0	W
California	2	1	W
California	2	3	L
National Finish - 9th			
Final Ranking - 15th			

2002 TALLAHASSEE REGIONAL

Tallahassee, Florida			
OPPONENT	FSU	OPP	W-L
Auburn	2	1	W
Georgia Tech	0	7	L
Chattanooga	1	0	W
Georgia Tech	3	2	W
Georgia Tech	6	1	W

2002 WOMEN'S COLLEGE WORLD SERIES

OPPONENT	FSU	OPP	W-L
UCLA	2	1	W
California	0	1	L
Nebraska	4	3	W
Arizona	2	6	L
National Finish - T3rd			
Final Ranking - 4th			

2003 GAINESVILLE REGIONAL

Gainesville, Florida			
OPPONENT	FSU	OPP	W-L
Texas-Arlington	0	1	L
Oregon State	1	2	L
Final Ranking - 19th			

2004 TALLAHASSEE REGIONAL

Tallahassee, Florida			
OPPONENT	FSU	OPP	W-L
Long Island	4	0	W
Cal State Northridge	1	0	W
Oregon	5	4	W
Oregon	0	1	L
Oregon	2	0	W

2004 WOMEN'S COLLEGE WORLD SERIES

OPPONENT	FSU	OPP	W-L
California	2	4	L
Washington	2	0	W
LSU	1	2	L
National Finish - 5th			
Final Ranking - 5th			

2005 AUBURN REGIONAL

Auburn, Alabama			
OPPONENT	FSU	OPP	W-L
Auburn	5	0	W
Baylor	5	9	L
Auburn	2	0	W
Baylor	3	5	L

2006 ATHENS REGIONAL

Athens, Georgia			
OPPONENT	FSU	OPP	W-L
Coastal Carolina	7	2	W
Georgia	3	2	W
Georgia	1	3	L
Georgia	2	0	W

2006 NCAA SUPER REGIONAL

Tempe, Arizona			
OPPONENT	FSU	OPP	W-L
Arizona State	1	6	L
Arizona State	1	5	L
Final Ranking - 25			

2007 TUSCALOOSA REGIONAL

Tuscaloosa, Alabama			
OPPONENT	FSU	OPP	W-L
California	6	13	L
Alabama	3	6	L

2008 TUSCALOOSA REGIONAL

Tuscaloosa, Alabama			
OPPONENT	FSU	OPP	W-L
Jacksonville State	3	4	L
Chattanooga	5	3	W
Jacksonville State	1	10	L

2009 TALLAHASSEE REGIONAL

Tallahassee, Florida			
OPPONENT	FSU	OPP	W-L
Oklahoma State	0	1	L
Mississippi State	5	0	W
Oklahoma State	0	1	L
Final Ranking - 22nd			

2010 ATHENS REGIONAL

Athens, Georgia			
OPPONENT	FSU	OPP	W-L
Radford	10	1	W
Georgia	2	5	L
Radford	2	3	L

2011 ATHENS REGIONAL

Athens, Georgia			
OPPONENT	FSU	OPP	W-L
UAB	0	2	L
Georgia State	6	1	W
UAB	13	1	W
Georgia	2	10	L

2012 LOS ANGELES REGIONAL

Los Angeles, California			
OPPONENT	FSU	OPP	W-L
San Diego State	0	1	L
UCLA	2	1	W
San Diego State	0	1	L

2013 MOBILE REGIONAL

Mobile, Alabama			
OPPONENT	FSU	OPP	W-L
Mississippi State	5	2	W
South Alabama	2	1	W
South Alabama	0	3	L
South Alabama	7	6	W

2013 NCAA SUPER REGIONAL

Austin, Texas			
OPPONENT	FSU	OPP	W-L
Texas	2	3	L
Texas	0	4	L

2014 TALLAHASSEE REGIONAL

Tallahassee, Florida			
OPPONENT	FSU	OPP	W-L
Fordham	6	1	W
USF	2	0	W
USF	2	1	W

2014 NCAA SUPER REGIONAL

Tallahassee, Florida			
OPPONENT	FSU	OPP	W-L
Michigan	3	17	L
Michigan	6	0	W
Michigan	4	2	W

2014 WOMEN'S COLLEGE WORLD SERIES

Oklahoma City, Oklahoma			
OPPONENT	FSU	OPP	W-L
Oregon	0	3	L
Baylor	2	7	L

FSU OVERALL IN NCAA TOURNAMENT

Overall: 58-60 (27 appearances)
 NCAA Regional: 50-39
 NCAA Super Regional: 2-5
 Women's College World Series: 6-16



NCAA RECORDS

INDIVIDUAL LEADERS

SINGLE-GAME RECORDS

CONSECUTIVE PLATE APPEARANCES, REACHING BASE
 18Maddie O'Brien, April 16-20, 2014 (1st)

INTENTIONAL BASES ON BALLS
 4Maddie O'Brien vs. Pitt, April 16, 2014 (T-1st)

CONSECUTIVE VICTORIES
 50Rebecca Aase, Feb. 25, 1991-April 24, 1993 (2nd)

CONSECUTIVE BASES ON BALLS
 8Maddie O'Brien, April 19-20, 2014 (T-3rd)

STOLEN BASES
 5 Serita Brooks vs. Bethune-Cookman May 17, 2001 (T-6th)

CONSECUTIVE STOLEN BASES
 54 Serita Brooks, Feb. 9-May 19, 2001 (T-9th)

CONSECUTIVE GAMES HITTING STREAK
 28Natasha Jacob, April 4, 2005-Feb. 14, 2006 (T-15th)

SEASON RECORDS

STOLEN BASES					
Player	Year	Cl.	G	SB	
Danielle Cox	1999	Sr.	66	73	(T-2nd)
Shamalene Wilson	1996	Sr.	72	69	(T-6th)
Myssi Calkins	1997	Sr.	65	61	(T-10th)

HOME RUNS					
Player	Year	Cl.	G	RBI	
Maddie O'Brien	2014	Jr.	64	24	(T-24th)

RUNS BATTED IN					
Player	Year	Cl.	G	RBI	
Maddie O'Brien	2014	Jr.	64	83	(T-18th)

GAMES					
Player	Year	G			
Leslie Malerich	2000			58	(T-18th)

WINNING PERCENTAGE						
Player	Year	Cl.	W	L	Pct.	
Rebecca Aase	1992	So.	28	0	1.000	(T-1st)

EARNED-RUN AVERAGE					
Player	Year	Cl.	G	IP	E.R.A.
Shelly Berube	1984				(T-16th)

NO HITTERS					
Player	Year	Cl.	G	IP	
Julie Larsen	1986				(T-7th)

ASSISTS					
Player	Year	Cl.	G	Assists	
Cindy Lawton	1995	Sr.	73	189	(T-20th)

CAREER RECORDS

PERFECT GAMES					
No.	Player	Years			
6	Julie Larsen	1985-88			(T-2nd)

GAMES PLAYED					
No.	Player	Years			
295	Jessica van der Linden	2001-04			(3rd)
290	Brandi Stuart	2000-03			(T-7th)

281	Kristi Hull	1995-98			(19th)
-----	-------------	---------	--	--	--------

STOLEN BASES					
No.	Player	Years			
185	Myssi Calkins	1994-97			(7th)
162	Brandi Stuart	2000-03			(T-12th)
161	Shamalene Wilson	1993-96			(T-14th)

TRIPLES					
No.	Player	Years			
30	Shamalene Wilson	1993-96			(12th)

NO HITTERS					
No.	Player	Years			
12	Julie Larsen	1985-88			(T-12th)

ASSISTS					
No.	Player	Years			
591	Tami Post	1996-99			(T-13th)

AT BATS					
No.	Player	Years			
875	Veronica Wootsen	2004-07			(T-14th)

STOLEN-BASE PERCENTAGE (min. 50 attempts)					
No.	Player	Years			
0.942	Morgan Bullock (49-of-52)	2010-13			(T-14th)
0.931	Shamalene Wilson (161-of-173)	1993-96			(24th)

EARNED-RUN AVERAGE					
No.	Player	Years			
0.47	Toni Gutierrez	1990-93			(T-19th)

STRIKEOUT RATIO (K PER 7 IP)					
No.	Player	Years			
9.98	Sarah Hamilton (1,005 K in 704.1 IP)	2008-11			(T-25th)

ANNUAL NCAA INDIVIDUAL LEADERS

HOME RUNS						
Year	Player	Cl.	G	No.	Avg.	
1987	Tiffany Daniels	So.	64	10	0.16	

RUNS BATTED IN						
Year	Player	Cl.	G	No.	Avg.	
2014	Maddie O'Brien	Jr.	64	83	1.30	

STOLEN BASES PER GAME						
Year	Player	Cl.	G	SB	SBA	Avg.
1999	Danielle Cox	Sr.	66	73	82	1.11

STOLEN BASES						
Year	Player	Cl.	G	SB		
1996	Shamalene Wilson	Sr.		72		69
1999	Danielle Cox	Sr.		66		73


STRIKEOUT RATIO (Strikeouts per seven innings)						
Year	Player	Cl.	G	IP	SO	Avg.
1984	Tina Kyler	Jr.	20	135.1	224	11.6
1985	Julie Larsen	Fr.	21	122.0	175	10.0

TOTAL BASES						
Year	Player	Cl.	G	H	AB	TB
2014	Maddie O'Brien	Jr.	64	73	172	162

VICTORIES						
Year	Player	Cl.	G	IP	W	L
2014	Lacey Waldrop	Jr.	48	266.1	38	7



NCAA RECORDS



Toni Gutierrez

ANNUAL TEAM CHAMPIONS

HITS

Year	Team	G	W	L	T	AB	Hits	Avg.
1992	Florida State	72	63	9	0	1,842	580	.315

RUNS

Year	Team	G	W	L	T	R	Avg.
1992	Florida State	72	63	9	0	364	5.06

HOME RUNS PER GAME

Year	Team	G	W	L	T	HR	Avg.
1989	Florida State	53	39	14	0	17	0.32

STOLEN BASES

Year	Team	G	W	L	T	SB	SBA	Avg.
1996	Florida State	72	51	21	0	160	171	2.22

TOTAL BASES

Year	Team	G	W	L	T	AB	TB	Pct.
1992	Florida State	72	63	9	0	1,842	766	.416

EARNED RUN AVERAGE

Year	Team	G	W	L	T	IP	R	ER	ERA
2001	Florida State	70	58	12	0	474.3	75	48	0.71
2004	Florida State	74	62	12	0	498.3	76	44	0.62

TEAM RECORDS

PITCHING

CONSECUTIVE SCORELESS INNINGS

124 Florida State, February 20-March 19, 1993

STRIKEOUTS IN A GAME

28 Florida State vs. Southern Miss., March 10, 1984 (15 inn)

TEAM LEADERS

SINGLE-GAME RECORDS

LONGEST GAME

Inn.	Team (Score), Opponent (Score)	Date
15	Florida State (1), Southern Miss. (0)	March 10, 1984 (T-27th)

LONGEST WINNING STREAK

No.	Team	Dates
32	Florida State	March 4-26, 1985 (T-11)
27	Florida State	March 22-May 15, 2003 (T-23)

SEASON RECORDS

BATTING - HITS

Team	Year	G	Hits
Florida State	1995	73	628 (19th)

PITCHING - EARNED RUN AVERAGE

Team	Year	W-L-T	IP	R	ER	ERA
Florida State	1984	40-5-2	341.0	30	18	0.37 (T-14th)

PITCHING - SHUTOUTS

Team	Year	SHO
Florida State	1992	40 (T-12th)

MISCELLANEOUS - VICTORIES

Team	Year	W	L	T	Pct.
Florida State	1992	63	9	0	.875 (T-14th)
Florida State	1991	62	12	0	.838 (T-21st)

DIVISION I SOFTBALL COACHING RECORDS

WINNINGEST COACHES ALL-TIME

BY VICTORIES

(Minimum 10 years as a Division I head coach; includes spring varsity fast-pitch record at four-year colleges only.)

Coach, Team	Yrs.	Won	Lost	Tied	Pct.
7. JoAnne Graf (Florida St. 1984-2008)	25	1,186	425	6	.735

BY PERCENTAGE

(Minimum 10 years as a Division I head coach; includes spring varsity fast-pitch record at four-year colleges only.)

Coach, Team	Yrs.	Won	Lost	Tied	Pct.
15. JoAnne Graf (Florida St. 1984-2008)	25	1,186	425	6	.735



JoAnne Graf



TEAM AND INDIVIDUAL RECORDS

TEAM SEASON RECORDS

Victories

Most in a Season..... 63..... 1992 (63-9)

Streaks

All-time winning streaks..... 32..... Mar. 4-26, 1985
 27..... Mar. 22-May 11, 2003
 *25..... Feb. 9-Mar. 18, 1992
 *21..... Feb. 13-Mar. 19, 1993
 20..... Mar. 21-Apr. 9, 1991
 18..... Mar. 13-Mar. 28, 1998
 18..... Apr. 11-May 16, 1992
 18..... Mar. 10-23, 1986
 17..... Mar. 12-Apr. 6, 2014
 17..... Feb. 7-Mar. 1, 2014
 17..... ^ 1984

* - streak started the season; ^ - dates unknown for the streak

Longest Losing Streak..... 8..... 2000
 (March 4th to March 11th)

Highest Winning Pct. in Season..... 875..... 1984 (41-5-2)
 1992 (63-9)

Shutouts

Fewest Times Shutout in Season..... 2..... 1997 (65 games)
 2014 (64 games), 2010 (62 games), 1995 (61 games)

Most Times Shutout in Season..... 10..... 1994

Most Recorded in Season..... 41..... 1992

Shutout Streaks

Without Being Shutout..... 46..... 1984

Most Consecutive..... 17..... 1993

Consecutive Scoreless Innings Pitched..... 124.2..... 1993

HITTING

Runs

Most in Game..... 20..... vs. B-CU, 2013

Most Allowed in Game..... 17..... vs. Michigan, 2014

Largest Winning Margin..... 20..... vs. B-CU, 2013

Largest Losing Margin..... 14..... vs. Michigan, 2014

Most in Season..... 400..... 2014

Most Allowed in a Season..... 256..... 2006

Hits

Most in Season..... 628..... 1995

Most Allowed in Season..... 442..... 1998

Doubles

Most in Season..... 93..... 2001

Most Allowed in Season..... 69..... 2006, 1998

Triples

Most in Season..... 33..... 1994

Most Allowed in Season..... 23..... 1994

Home Runs

Most in Season..... 65..... 2014

Most Allowed in Season..... 47..... 2006

Runs Batted In

Most in Season..... 363..... 2014

Most Allowed in a Season..... 232..... 2006

Batting Average

Highest in Season..... 316..... 1995

Highest Allowed in Season..... 246..... 2011

Walks

Most in Season..... 318..... 2014

Most Allowed in Season..... 229..... 2005

Stolen Bases

Most in Season..... 160..... 1996

Most Allowed in Season..... 63..... 2002, 2007

FIELDING

Putouts

Most in Season..... 1,604..... 2000

Assists

Most in Season..... 804..... 2000

Errors

Most in Season..... 108..... 2006

Most by Opponents in Season..... 155..... 1995

Fielding Percentage

Highest in Season..... .976..... 1993

PITCHING

Pitching Appearances

Most in Season..... 78..... 2000

Innings Pitched

Most in Season..... 534.2..... 2000

No Hitters

Most in Season..... 8..... 1986

Earned Run Average

Lowest in Season..... 0.37..... 1984 (18 ER-339.2 IP)

Highest in Season..... 2.71..... 2006 (192 ER-496.1 IP)

INDIVIDUAL SEASON RECORDS

BATTING

Most Games Played:..... 78

Kimmy Carter, 2000

Brandi Stuart, 2000

Serita Brooks, 2000

Natalie Bennett, 2000

At Bats:..... 252, Natasha Jacob, 2006

Runs:..... 72, Shamalene Wilson, 1996

Hits:..... 99, Serita Brooks, 2000

Doubles:..... 19, Yuruby Alicart, 2006

Triples:..... 11, Tiffany Daniels, 1987

11, Shamalene Wilson, 1995

Home Runs:..... 24, Maddie O'Brien, 2014

RBIs:..... 83, Maddie O'Brien, 2014

Walks:..... 56, Maddie O'Brien, 2014

Strikeouts:..... 55, LaShaun Davis, 2005

Batting Average:..... .432, Danielle Cox, 1999

Stolen Bases:..... 73, Danielle Cox (73-of-82), 1999

Sacrifices:..... 25, Shannon Mitchem, 1992

FIELDING

Putouts:..... 498, Becky Wallace, 2000

Assists:..... 189, Cindy Lawton, 1995

Errors:..... 34, Jesse McGregor, 1996

Fielding Pct.:..... 1.000, Julie Rice (320 chances), 1990

PITCHING

Appearances:..... 58, Leslie Malerich, 2000

Games Started:..... 42, Lacey Waldrop, 2014

Tiffany McDonald, 2006, Leslie Malerich, 2002

Innings Pitched:..... 329.1, Tiffany McDonald, 2006

Wins:..... 38, Lacey Waldrop, 2014

Losses:..... 19, Tiffany McDonald, 2006

Sarah Hamilton, 2011

No Hitters:..... 4, Christy Larsen, 1990

Runs (Most):..... 148, Tiffany McDonald, 2006

Runs (Least):..... 10, Julie Larsen, 1985

Shelley Berube, 1984

Rebecca Aase, 1994

Earned Runs (Most):..... 107, Tiffany McDonald, 2006

Earned Runs (Least):..... 1, Toni Gutierrez, (50.0 innings), 1990

Hits (Most):..... 250, Tiffany McDonald, (in 329.1 innings), 2006

Walks (Most):..... 126, Casey Hunter, 2005

Walks (Least):..... 10, Toni Gutierrez, 1990

Strikeouts:..... 387, Jessica van der Linden, 2004

Hit Batsmen:..... 28, Tiffany McDonald, 2006

Earned Run Average:..... 0.14, Toni Gutierrez, (50.0 innings), 1990

Most Doubles Allowed:..... 40, Tiffany McDonald, 2006

Most Triples Allowed:..... 11, Rebecca Aase, 1994

Most Home Runs Allowed:..... 32, Tiffany McDonald, 2006

Most Consecutive Victories:..... 50, Rebecca Aase,

Feb. 15, 1991 - April 24, 1993

Best Win Percentage:..... 1.000, Rebecca Aase, (28-0), 1992

Combined Strikeouts by Starting Pitchers:..... 24

Tiffany McDonald (19) vs. Abbie Sims, NC State (5), April 15, 2006



ALL-TIME TOP 10

BATTING RECORDS

GAMES

1. Kristy Hull	281	1995-98
2. Brandi Stuart	280	2000-03
3. Tami Post	277	1996-99
4. Veronica Wootson	273	2004-07
5. Kimmy Carter	272	1999-02
Jessica van der Linden	272	2001-04
7. Myssi Calkins	271	1994-97
8. Jesse McGregor	267	1996-99
9. Natasha Jacob	264	2003-06
10. Shamalene Wilson	262	1993-96

BATTING AVERAGE

1. Shamalene Wilson	.366	1993-96
Danielle Cox	.366	1998-99
3. Jessica van der Linden	.361	2001-04
4. Cindy Lawton	.358	1994-95
5. Brandi Stuart	.357	2000-03
6. Tiffany Daniels	.356	1986-89
7. Carly Wynn	.355	2007-10
8. Staci Brandon	.351	2000-01
Serita Brooks	.351	2000-01
10. Natasha Jacob	.341	2003-06

RUNS

1. Shamalene Wilson	223	1993-96
2. Tiffani Brown	207	2010-14
3. Veronica Wootson	199	2004-07
4. Brandi Stuart	196	2000-03
5. Courtney Senas	180	2011-14
6. Susan Buttery	170	1990-93
7. Myssi Calkins	166	1994-97
8. Carly Wynn	165	2007-10
9. Jessica van der Linden	155	2001-04
Kristy Hull	155	1995-98

HITS

1. Shamalene Wilson	310	1993-96
2. Brandi Stuart	287	2000-03
3. Tiffani Brown	285	2010-14
4. Veronica Wootson	282	2004-07
5. Jessica van der Linden	277	2001-04
6. Natasha Jacob	271	2003-06
7. Kristy Hull	265	1995-98
8. Myssi Calkins	253	1994-97
9. Carly Wynn	247	2007-10
10. Susan Buttery	245	1990-93

DOUBLES

1. Jessica van der Linden	50	2001-04
2. Carly Wynn	45	2007-10
3. Veronica Wootson	41	2004-07
4. Brandi Stuart	39	2000-03
5. Maddie O'Brien	38	2012-Pr.
Corrie Williams	38	1996-99
7. Courtney Senas	37	2011-14
8. Yuruby Alicart	36	2006-07
9. Wendy Braye	35	1994-97
10. Leslie Palmer	33	2003-05

TRIPLES

1. Shamalene Wilson	30	1993-96
2. Tiffani Brown	22	2010-14
Veronica Wootson	22	2004-07
4. Tiffany Daniels	21	1986-89
5. Lisa Davidson	19	1991-94
6. Kimmy Carter	18	1999-02
7. Jessica van der Linden	17	2001-04
Brandi Stuart	17	2000-03
Leslie Barton	17	1990-93
10. Susan Buttery	16	1990-93

HOME RUNS

1. Maddie O'Brien	42	2012-Pr.
2. Courtney Senas	36	2011-14
3. Veronica Wootson	29	2004-07
4. Briana Hamilton	28	2011-14
5. Yuruby Alicart	26	2006-07
6. Brandi Stuart	25	2000-03
7. Tiffany Daniels	24	1986-89
8. Ashley Stager	23	2008-11
9. Carly Wynn	20	2007-10
10. Lisa Davidson	19	1991-94

RBI

1. Maddie O'Brien	173	2012-Pr.
2. Jessica van der Linden	161	2001-04
3. Courtney Senas	158	2011-14
4. Brandi Stuart	151	2000-03
5. Veronica Wootson	137	2004-07
6. Kimmy Carter	136	1999-02
7. Leslie Barton	131	1990-93
8. Robin Ahrberg	117	2007-11
Ashley Stager	117	2008-11
10. Kristy Hull	114	1995-98
Lisa Davidson	114	1991-94

STOLEN BASES

1. Myssi Calkins	185	1994-97
2. Brandi Stuart	162	2000-03
3. Shamalene Wilson	161	1993-96
4. Tiffani Brown	109	2010-14
5. Serita Brooks	97	2000-01
6. Danielle Cox	93	1998-99
7. Veronica Wootson	79	2004-07
8. Courtney Senas	69	2011-14
Natasha Jacob	69	2003-06
10. Leslie Barton	66	1990-93

WALKS

1. Jessica van der Linden	144	2001-04
2. Brandi Stuart	133	2000-03
3. Maddie O'Brien	125	2012-Pr.
4. Lisa Davidson	114	1991-94
5. Ashley Stager	113	2008-11
6. Carly Wynn	103	2007-10
7. Courtney Senas	98	2011-14
8. Tiffany Daniels	92	1986-89
9. Kimmy Carter	88	1999-02
10. Tatiana George	87	2002-05

SLUGGING PERCENTAGE

1. Maddie O'Brien	.674	2012-Pr.
2. Yuruby Alicart	.622	2006-07
3. Tiffany Daniels	.592	1986-89
4. Courtney Senas	.547	2011-14
5. Carly Wynn	.543	2007-10
6. Brandi Stuart	.540	2000-03
7. Shamalene Wilson	.521	1993-96
8. Veronica Wootson	.519	2004-07
9. Lisa Davidson	.501	1991-94
10. Cindy Lawton	.496	1994-95

PITCHING RECORDS APPEARANCES

1. Leslie Malerich	179	1999-02
2. Tiffany McDonald	163	2005-08
3. Sarah Hamilton	149	2008-11
4. Terese Gober	141	2007-10
5. Casey Hunter	137	2002-05
6. Jen White-Cody	135	1998-01
7. Lacey Waldrop	129	2012-Pr.
8. Kristy Fuentes	125	1994-97
9. Debbie DeJohn	121	1987-90
10. Julie Larsen	113	1985-88

INNINGS PITCHED

1. Leslie Malerich	988.2	1999-02
2. Tiffany McDonald	898.1	2005-08
3. Debbie DeJohn	798.0	1987-90
4. Casey Hunter	759.1	2002-05
5. Julie Larsen	759.0	1985-88
6. Jen White-Cody	756.1	1998-01
7. Sarah Hamilton	704.2	2008-11
8. Kristy Fuentes	698.1	1994-97
9. Jessica van der Linden	690.0	2001-04
10. Toni Gutierrez	651.0	1990-93

WINS

1. Leslie Malerich	107	1999-02
2. Debbie DeJohn	90	1987-90
3. Casey Hunter	85	2002-05
Julie Larsen	85	1985-88
5. Lacey Waldrop	81	2012-Pr.
6. Tiffany McDonald	79	2005-08
7. Christy Larsen	77	1988-91
8. Jessica van der Linden	76	2001-04
9. Jen White-Cody	74	1998-01
Toni Gutierrez	74	1990-93

STRIKEOUTS

1. Sarah Hamilton	1,005	2008-11
2. Tiffany McDonald	939	2005-08
3. Jessica van der Linden	899	2001-04
4. Casey Hunter	893	2002-05
5. Julie Larsen	834	1985-88
6. Christy Larsen	758	1988-91
7. Leslie Malerich	751	1999-02
8. Terese Gober	692	2007-10
9. Lacey Waldrop	685	2012-Pr.
10. Toni Gutierrez	648	1990-93

EARNED RUN AVERAGE (MINIMUM 300 IP)

1. Shelley Berube	0.38	1984-85
2. Toni Gutierrez	0.47	1990-93
3. Tina Kyler	0.50	1984-85
4. Julie Larsen	0.68	1985-88
5. Debbie DeJohn	0.69	1987-90
6. Marla Looper	0.78	1993-94
7. Rebecca Aase	0.84	1991-94
8. Jessica van der Linden	0.96	2001-04
9. Christy Larsen	0.98	1988-91
10. Renee Espinoza	1.06	1995-96

SHUTOUTS

1. Christy Larsen	52	1988-91
2. Toni Gutierrez	51	1990-93
3. Julie Larsen	50	1985-88
4. Leslie Malerich	45	1999-02
5. Rebecca Aase	43	1991-94
Debbie DeJohn	43	1987-90
7. Jessica van der Linden	39	2001-04
8. Casey Hunter	36	2002-05
9. Kristy Fuentes	35	1994-97
10. Tina Kyler	30	1984-85

SAVES

1. Jessica Nori	9	2011-14
2. Sarah Hamilton	8	2008-11
Tiffany McDonald	8	2005-07
4. Casey Hunter	7	2002-05
5. Leslie Malerich	6	1999-02
6. Lacey Waldrop	5	2012-Pr.
7. Bailey Schinella	4	2012-Pr.
Jessica van der Linden	4	2001-04
Marla Looper	4	1993-94
10. Kristy Fuentes	3	1994-97
Niki Zenger	3	1995-96
Toni Gutierrez	3	1990-93

FIELDING RECORDS

ASSISTS

1. Tami Post	591	1996-99
2. Jesse McGregor	523	1996-99
3. Shannan Mitchem	451	1989-92
4. Brandi Stuart	444	2000-03
5. Veronica Wootson	422	2004-07
6. Penny Siqueiros	403	1989-92
7. Laurie Shepard	387	1992-95
8. Tiffani Brown	391	2010-14
9. Briana Hamilton	361	2011-14
10. Ashley Stager	334	2008-11

-- **Maddie O'Brien** **310** **2012-Pr.**

PUTOUTS

1. Lori Crouse	1260	1986-89
2. Wendy Braye	1209	1994-97
3. Brittany Osmon	1203	2005-08
4. Julie Rice	1169	1988-91
5. Corrie Williams	1149	1996-99
6. Beth Wade	1117	2001-04
7. Heather Feltman	1013	1993-95
8. Celeste Gomez	900	2011-14
9. Leslie Adams	798	1992-93
10. Elisa Vasquez	789	2001-04

-- **Victoria East** **762** **2013-Pr.**



SINGLE SEASON TOP 10

BATTING RECORDS

HITS

1.	Serita Brooks	99	2000
2.	Danielle Cox	98	1999
3.	Natasha Jacob	94	2006
4.	Shamalene Wilson	91	1996
5.	Kristy Hull	87	1995
	Cindy Lawton	87	1995
7.	Susan Buttery	84	1991
8.	Veronica Wootson	83	2004
9.	Myssi Calkins	82	1997
10.	Brandi Stuart	81	2002
	Shamalene Wilson	81	1994

BATTING AVERAGE

1.	Danielle Cox	.432	1999
2.	Maddie O'Brien	.424	2014
3.	Jessica van der Linden	.412	2003
4.	Shamalene Wilson	.402	1996
5.	Jessica van der Linden	.401	2004
	Serita Brooks	.401	2000
7.	Brandi Stuart	.391	2002
	Tiffany Daniels	.391	1987
9.	Cindy Lawton	.383	1995
10.	Penny Siqueiros	.381	1992

RUNS

1.	Shamalene Wilson	72	1996
2.	Veronica Wootson	70	2004
3.	Tiffani Brown	65	2014
	Courtney Senas	65	2014
5.	Brandi Stuart	63	2002
	Tiffany Daniels	63	1987
7.	Maddie O'Brien	62	2014
8.	Veronica Wootson	61	2007
9.	Susan Buttery	59	1991
10.	Courtney Senas	58	2013
	Serita Brooks	58	2001
	Susan Buttery	58	1993

STOLEN BASES

1.	Danielle Cox	73	1999
2.	Shamalene Wilson	69	1996
3.	Myssi Calkins	61	1997
4.	Serita Brooks	55	2001
5.	Brandi Stuart	54	2002
	Myssi Calkins	54	1996
7.	Myssi Calkins	44	1994
8.	Tiffani Brown	43	2012
9.	Serita Brooks	42	2000
	Brandi Stuart	42	2000

WALKS

1.	Maddie O'Brien	56	2014
2.	Erika Leonard	52	2012
3.	Brandi Stuart	49	2002
4.	Jessica van der Linden	46	2003
5.	Courtney Senas	43	2014
6.	Carly Wynn	42	2010
	Jessica van der Linden	42	2004
8.	Brandi Stuart	39	2003
	Tiffany Daniels	39	1984
10.	Maddie O'Brien	38	2013

AT BATS

1.	Natasha Jacob	252	2006
2.	Veronica Wootson	248	2004
3.	Serita Brooks	242	2000
4.	Susan Buttery	240	1991
5.	Brandi Stuart	233	2000
6.	Kristy Hull	232	1995
7.	Shamalene Wilson	229	1996
8.	Danielle Cox	227	1999
	Cindy Lawton	227	1995
10.	Whitney Buckmon	222	2006

TRIPLES

1.	Tiffany Daniels	11	1987
	Shamalene Wilson	11	1995
3.	Veronica Wootson	9	2006
	Susan Buttery	9	1991
	Lisa Davidson	9	1993
	Shamalene Wilson	9	1994
7.	Carly Wynn	8	2010
	Serita Brooks	8	1996
9.	Veronica Wootson	7	2004
	Brandi Stuart	7	2002
	Shamalene Wilson	7	1996
	Lisa Donaldson	7	1991

HOME RUNS

1.	Maddie O'Brien	24	2014
2.	Courtney Senas	15	2014
3.	Courtney Senas	14	2013
	Yuruby Alicart	14	2007
5.	Kelly Hensley	13	2013
6.	Briana Hamilton	12	2012
	Yuruby Alicart	12	2006
8.	Kaleigh Rafter	11	2009
	Veronica Wootson	11	2007
10.	Celeste Gomez	10	2013
	Maddie O'Brien	10	2013
	Ashley Stager	10	2011
	Brandi Stuart	10	2002
	Tiffany Daniel	10	1987

DOUBLES

1.	Yuruby Alicart	19	2006
2.	Carly Wynn	18	2010
3.	Maddie O'Brien	17	2014
	Yuruby Alicart	17	2007
5.	Victoria East	16	2013
	Cindy Lawton	16	1995
7.	Shayla Jackson	15	2011
8.	Veronica Wootson	14	2007
	Jessica van der Linden	14	2002
	Monique Marier	14	2001
	Jessica van der Linden	14	2001
	Corrie Williams	14	1998

RUNS BATTED IN

1.	Maddie O'Brien	83	2014
2.	Courtney Senas	57	2014
3.	Yuruby Alicart	56	2007
4.	Jessica van der Linden	55	2004
5.	Kelly Hensley	54	2013
	Yuruby Alicart	54	2006
7.	Kimmy Carter	53	2002
8.	Courtney Senas	52	2013
9.	Veronica Wootson	49	2006
	Penny Siquerious	49	1991

SLUGGING PERCENTAGE

1.	Maddie O'Brien	.942	2014
2.	Tiffany Daniels	.673	1987
3.	Courtney Senas	.667	2014
4.	Brandi Stuart	.647	2002
5.	Courtney Senas	.646	2013
6.	Carly Wynn	.643	2010
7.	Yuruby Alicart	.623	2007
8.	Yuruby Alicart	.621	2006
9.	Kelly Hensley	.618	2013
10.	Veronica Wootson	.597	2006

PITCHING RECORDS

APPEARANCES

1.	Leslie Malerich	58	2000
2.	Tiffany McDonald	57	2006
3.	Leslie Malerich	55	2002
4.	Lacey Waldrop	48	2014
	Kristy Fuentes	48	1997
6.	Lacey Waldrop	47	2013
	Casey Hunter	47	2005
8.	Sarah Hamilton	45	2011
	Sarah Hamilton	45	2010
10.	Toni Gutierrez	44	1992

INNINGS PITCHED

1.	Tiffany McDonald	329.1	2006
2.	Leslie Malerich	323.0	2000
3.	Leslie Malerich	315.1	2002
4.	Kristy Fuentes	310.0	1997
5.	Toni Gutierrez	285.1	1992
6.	Christy Larsen	275.0	1991
7.	Casey Hunter	268.1	2005
8.	Lacey Waldrop	266.1	2014
9.	Renee Espinoza	253.0	1996
10.	Jessica van der Linden	246.1	2004

WINS

1.	Lacey Waldrop	38	2014
2.	Leslie Malerich	35	2002
	Leslie Malerich	35	2000
	Toni Gutierrez	35	1992
5.	Casey Hunter	33	2004
6.	Kristy Fuentes	32	1997
7.	Tiffany McDonald	30	2006
	Renee Espinoza	30	1996
9.	Jessica van der Linden	29	2004
10.	Rebecca Aase	28	1992

STRIKEOUTS

1.	Jessica van der Linden	378	2004
2.	Casey Hunter	338	2005
3.	Sarah Hamilton	326	2010
4.	Tiffany McDonald	312	2006
5.	Sarah Hamilton	311	2009
6.	Christy Larsen	307	1991
7.	Sarah Hamilton	289	2011
8.	Toni Gutierrez	295	1992
9.	Lacey Waldrop	287	2014
10.	Casey Hunter	277	2004

SHUTOUTS

1.	Toni Gutierrez	23	1992
2.	Jessica van der Linden	20	2004
	Julie Larsen	20	1986
4.	Leslie Malerich	16	2000
	Julie Larsen	16	1987
6.	Rene Espinoza	15	1995
	Christy Larsen	15	1990
8.	Casey Hunter	14	2004
	Toni Gutierrez	14	1991
	Debbie DeJohn	14	1990
	Tina Kyler	14	1985

EARNED RUN AVERAGE

(MINIMUM 100 INNINGS PITCHED)

1.	Julie Larsen	0.29	1985
2.	Christy Larsen	0.35	1990
3.	Julie Larsen	0.37	1986
4.	Marla Looper	0.42	1993
5.	Toni Gutierrez	0.46	1993
	Tina Kyler	0.46	1985
7.	Toni Gutierrez	0.47	1992
8.	Rebecca Aase	0.51	1993
	Debbie DeJohn	0.51	1987
10.	Debbie DeJohn	0.53	1989
	Shelly Berube	0.53	1985

SAVES

1.	Jessica Nori	4	2014
	Jessica Nori	4	2012
	Bailey Schinella	4	2012
	Tiffany McDonald	4	2006
	Leslie Malerich	4	2002
	Marla Looper	4	1994
7.	Sarah Hamilton	3	2010
	Tiffany McDonald	3	2007
	Casey Hunter	3	2005
	Niki Zenger	3	1995

FIELDING RECORDS

ASSISTS

1.	Cindy Lawton	189	1995
2.	Natalie Bennett	173	2000
3.	Tami Post	171	1998
4.	Shannan Mitchem	165	1992
5.	Natalie Bennett	156	2001
6.	Jesse McGregor	153	1998
7.	Veronica Wootson	149	2007
8.	Shannan Mitchem	147	1991
9.	Brandi Stuart	145	2000
10.	Yuruby Alicart	144	2006
	Tami Post	144	1999

PUTOUTS

1.	Kaleigh Rafter	540	2009
2.	Becky Wallace	498	2000
3.	Jen Lapicki	489	2010
4.	Heather Feltmann	480	1994
5.	Heather Feltmann	463	1995
6.	Leslie Adams	443	1992
7.	Victoria East	418	2013
8.	Robyn Gauger	409	2001
9.	Beth Wade	407	2004
10.	Heather Conway	403	1992



YEARLY LEADERS

YEARLY OFFENSIVE LEADERS (SINCE 1984)

BATTING AVERAGE

1984	Greta Bahn.....	331
1985	Greta Bahn.....	274
1986	Carolyn Fiero.....	352
1987	Tiffany Daniels.....	391
1988	Tiffany Daniels.....	340
1989	Tiffany Daniels.....	350
1990	Penny Siqueiros.....	313
	Leslie Barton.....	313
1991	Penny Siqueiros.....	329
1992	Penny Siqueiros.....	381
1993	Susan Buttery.....	377
1994	Shamalene Wilson.....	380
1995	Cindy Lawton.....	383
1996	Shamalene Wilson.....	402
1997	Myssi Calkins.....	374
1998	Dana Bailey.....	342
1999	Danielle Cox.....	432
2000	Serita Brooks.....	401
2001	Brandi Stuart.....	361
2002	Brandi Stuart.....	391
2003	Jessica van der Linden.....	412
2004	Jessica van der Linden.....	401
2005	Natasha Jacob.....	359
2006	Natasha Jacob.....	373
2007	Veronica Wootson.....	349
2008	Carly Wynn.....	368
2009	Carly Wynn.....	337
2010	Carly Wynn.....	378
2011	Jen Lapicki.....	343
2012	Shayla Jackson.....	304
2013	Morgan Bullock.....	346
2014	Maddie O'Brien.....	424

RUNS

1984	Greta Bahn.....	36
1985	Greta Bahn.....	35
1986	Barbara Gillespie.....	24
1987	Tiffany Daniels.....	63
1988	Tiffany Daniels.....	39
1989	Tiffany Daniels.....	35
1990	Christy Larsen.....	30
1991	Susan Buttery.....	43
1992	Susan Buttery.....	59
1993	Susan Buttery.....	58
1994	Shamalene Wilson.....	55
1995	Shamalene Wilson.....	55
1996	Shamalene Wilson.....	72
1997	Myssi Calkins.....	55
1998	Kristy Hull.....	42
1999	Danielle Cox.....	52
2000	Serita Brooks.....	54
2001	Serita Brooks.....	58
2002	Brandi Stuart.....	63
2003	Brandi Stuart.....	41
2004	Veronica Wootson.....	70
2005	Natasha Jacob.....	29
2006	Yuruby Alicart.....	51
2007	Veronica Wootson.....	61
2008	Carly Wynn.....	38
2009	Carly Wynn.....	43
2010	Carly Wynn.....	52
2011	Tiffani Brown.....	50
2012	Tiffani Brown.....	44
2013	Courtney Senas.....	58
2014	Tiffani Brown.....	65
	Courtney Senas.....	65

HITS

1984	Greta Bahn.....	39
1985	Greta Bahn.....	54
1986	Carolyn Fiero.....	42
1987	Tiffany Daniels.....	79
1988	Tiffany Daniels.....	55
1989	Tiffany Daniels.....	56
1990	Penny Siqueiros.....	56
1991	Penny Siqueiros.....	71
1992	Susan Buttery.....	84
1993	Susan Buttery.....	78
1994	Shamalene Wilson.....	81

1995	Cindy Lawton.....	87
	Kristy Hull.....	87
1996	Shamalene Wilson.....	92
1997	Myssi Calkins.....	82
1998	Dana Bailey.....	69
1999	Danielle Cox.....	98
2000	Serita Brooks.....	99
2001	Brandi Stuart.....	73
2002	Brandi Stuart.....	81
2003	Jessica van der Linden.....	63
2004	Veronica Wootson.....	83
2005	Natasha Jacob.....	71
2006	Natasha Jacob.....	94
2007	Veronica Wootson.....	76
2008	Whitney Buckmon.....	67
2009	Carly Wynn.....	68
2010	Carly Wynn.....	74
2011	Tiffani Brown.....	71
2012	Tiffani Brown.....	66
2013	Victoria East.....	66
2014	Maddie O'Brien.....	73

DOUBLES

1984	Teresa Collins.....	7
1985	Greta Bahn.....	4
1986	Carolyn Fiero.....	5
1987	Carolyn Fiero.....	6
1988	Christy Larsen.....	5
1989	Tiffany Daniels.....	8
1990	Christy Larsen.....	7
1991	Penny Siqueiros.....	7
1992	Leslie Barton.....	11
1993	Leslie Barton.....	8
	Lisa Davidson.....	8
1994	Lisa Davidson.....	10
	Shamalene Wilson.....	10
1995	Cindy Lawton.....	16
1996	Jesse McGregor.....	9
1997	Wendy Braye.....	11
1998	Corrie Williams.....	14
1999	Christy Cerecedes.....	12
2000	Teresa Edenfield.....	11
	Natalie Bennett.....	11
2001	Monique Marier.....	14
	Jessica van der Linden.....	14
2002	Jessica van der Linden.....	14
2003	Jessica van der Linden.....	12
	Brandi Stuart.....	12
2004	Beth Wade.....	12
2005	Lesley Palmer.....	12
2006	Yuruby Alicart.....	19
2007	Yuruby Alicart.....	17
2008	Brittany Osmon.....	9
2009	Kaleigh Rafter.....	11
	Carly Wynn.....	11
2010	Carly Wynn.....	18
2011	Shayla Jackson.....	15
2012	Maddie O'Brien.....	11
2013	Victoria East.....	16
2014	Maddie O'Brien.....	17

TRIPLES

1984	Greta Bahn.....	6
1985	Laurie Holler.....	9
1986	Carolyn Fiero.....	5
1987	Tiffany Daniels.....	11
1988	Tiffany Daniels.....	6
1989	Christy Larsen.....	4
1990	Leslie Barton.....	3
	Toni Gutierrez.....	3
	Julie Rice.....	3
1991	Penny Siqueiros.....	5
1992	Susan Buttery.....	9
1993	Lisa Davidson.....	9
1994	Shamalene Wilson.....	9
1995	Shamalene Wilson.....	11
1996	Shamalene Wilson.....	7
1997	Misty Molin.....	4
1998	Danielle Cox.....	4
1999	Christy Cerecedes.....	5
	Kimmy Carter.....	5
2000	Serita Brooks.....	8
2001	Serita Brooks.....	5

2002	Brandi Stuart.....	7
2003	Elisa Vasquez.....	4
	Jessica van der Linden.....	4
2004	Veronica Wootson.....	7
2005	Natasha Jacob.....	5
2006	Veronica Wootson.....	9
2007	Brittany Osmon.....	4
	Veronica Wootson.....	4
2008	Ashley Stager.....	3
2009	Carly Wynn.....	5
2010	Carly Wynn.....	8
2011	Tiffani Brown.....	6
2012	Shayla Jackson.....	5
2013	Courtney Senas.....	5
2014	Tiffani Brown.....	5

HOME RUNS

1984	Teresa Collins.....	7
1985	Wendy Rogers.....	5
1986	Carolyn Fiero.....	6
1987	Tiffany Daniels.....	10
1988	Tiffany Daniels.....	6
1989	Tiffany Daniels.....	6
1990	Leslie Barton.....	5
1991	Susan Buttery.....	3
1992	Lisa Davidson.....	6
1993	Leslie Barton.....	5
1994	Lisa Davidson.....	7
1995	Shamalene Wilson.....	5
1996	Shamalene Wilson.....	3
1997	Wendy Braye.....	4
1998	Corrie Williams.....	3
1999	Danielle Cox.....	2
2000	Teresa Edenfield.....	4
2001	Monique Marier.....	6
2002	Brandi Stuart.....	10
2003	Brandi Stuart.....	8
2004	Beth Wade.....	8
2005	Tatiana George.....	7
2006	Yuruby Alicart.....	12
2007	Yuruby Alicart.....	14
2008	Brittany Osmon.....	7
2009	Kaleigh Rafter.....	11
2010	Tory Haddad.....	7
2011	Ashley Stager.....	10
2012	Briana Hamilton.....	12
2013	Courtney Senas.....	14
2014	Maddie O'Brien.....	24

SLUGGING PERCENTAGE

1984	Teresa Collins.....	.628
1985	Laurie Holler.....	.368
1986	Carolyn Fiero.....	.630
1987	Tiffany Daniels.....	.688
1988	Tiffany Daniels.....	.543
1989	Tiffany Daniels.....	.550
1990	Penny Siqueiros.....	.397
1991	Penny Siqueiros.....	.426
1992	Lisa Davidson.....	.527
1993	Lisa Davidson.....	.560
1994	Shamalene Wilson.....	.582
1995	Shamalene Wilson.....	.530
1996	Shamalene Wilson.....	.524
1997	Wendy Braye.....	.476
1998	Corrie Williams.....	.460
1999	Danielle Cox.....	.493
2000	Serita Brooks.....	.510
2001	Monique Marier.....	.543
2002	Brandi Stuart.....	.647
2003	Brandi Stuart.....	.577
2004	Jessica van der Linden.....	.553
2005	Natasha Jacob.....	.434
2006	Yuruby Alicart.....	.621
2007	Yuruby Alicart.....	.623
2008	Carly Wynn.....	.500
2009	Kaleigh Rafter.....	.585
2010	Carly Wynn.....	.643
2011	Jen Lapicki.....	.509
2012	Briana Hamilton.....	.527
2013	Courtney Senas.....	.646
2014	Maddie O'Brien.....	.942

RUNS BATTED IN

1984	Greta Bahn.....	25
	Teresa Collins.....	25
1985	Wendy Rogers.....	31
1986	Carolyn Fiero.....	25
1987	Tiffany Daniels.....	41
1988	Lori Crouse.....	33
1989	Tiffany Daniels.....	28
1990	Penny Siqueiros.....	23
1991	Penny Siqueiros.....	31
1992	Penny Siqueiros.....	49
1993	Leslie Barton.....	47
1994	Shamalene Wilson.....	36
1995	Cindy Lawton.....	46
1996	Shamalene Wilson.....	45
1997	Misty Molin.....	38
1998	Corrie Williams.....	40
1999	Kimmy Carter.....	21
2000	Teresa Edenfield.....	46
2001	Monique Marier.....	41
2002	Kimmy Carter.....	53
2003	Elisa Vasquez.....	46
2004	Jessica van der Linden.....	55
2005	Tatiana George.....	25
2006	Yuruby Alicart.....	54
2007	Yuruby Alicart.....	56
2008	Brittany Osmon.....	46
2009	Kaleigh Rafter.....	42
2010	Jen Lapicki.....	41
2011	Jen Lapicki.....	35
2012	Maddie O'Brien.....	43
2013	Kelly Hensley.....	54
2014	Maddie O'Brien.....	83

STOLEN BASES

1984	Sunnie O'Neal.....	11
1985	Greta Bahn.....	15
	Barbara Gillespie.....	15
1986	Greta Bahn.....	20
1987	Tiffany Daniels.....	23
1988	Christy Larsen.....	12
1989	Tiffany Daniels.....	25
1990	Jodie Bullock.....	7
1991	Tina Getherall.....	11
1992	Leslie Barton.....	35
1993	Shamalene Wilson.....	25
1994	Myssi Calkins.....	44
1995	Shamalene Wilson.....	39
1996	Shamalene Wilson.....	69
1997	Myssi Calkins.....	61
1998	Dana Bailey.....	27
1999	Danielle Cox.....	73
2000	Serita Brooks.....	42
	Brandi Stuart.....	42
2001	Serita Brooks.....	55
2002	Brandi Stuart.....	54
2003	Brandi Stuart.....	36
2004	Natasha Jacob.....	18
2005	Natasha Jacob.....	14
2006	Natasha Jacob.....	25
2007	Veronica Wootson.....	35
2008	Whitney Buckmon.....	28
2009	Carly Wynn.....	21
2010	Carly Wynn.....	25
2011	Tiffani Brown.....	24
2012	Tiffani Brown.....	43
2013	Courtney Senas.....	16
2014	Tiffani Brown.....	25

WALKS

1984	Greta Bahn.....	21
1985	Greta Bahn.....	25
1986	Laurie Holler.....	24
1987	Tiffany Daniels.....	39
1988	Tiffany Daniels.....	26
1989	Tiffany Daniels.....	24
1990	Jodie Bullock.....	17
1991	Susan Buttery.....	23
1992	Leslie Barton.....	29
1993	Lisa Davidson.....	28
1994	Jen Olow.....	23
1995	Wendy Braye.....	22
1996	Kristy Hull.....	20



YEARLY LEADERS

1997	Windy Weltz	30
1998	Christy Cerecedes	30
1999	Christy Cerecedes	24
	Corrie Williams	24
2000	Kimmy Carter	29
2001	Serita Brooks	32
2002	Brandi Stuart	49
2003	Jessica van der Linden	46
2004	Jessica van der Linden	42
2005	Lesley Palmer	23
2006	Carly Brieske	20
2007	Veronica Wootson	26
2008	Ashley Stager	29
2009	Carly Wynn	25
	Ashley Stager	25
2010	Carly Wynn	42
2011	Ashley Stager	24
2012	Erika Leonard	52
2013	Maddie O'Brien	38
2014	Maddie O'Brien	56

SACRIFICE HITS

1984	Tina Kyler	11
1985	Tina Kyler	17
1986	Karyn Palgut	13
1987	Lynn Steele	18
1988	Karl Keith	14
1989	Kelly Flaczinski	17
1990	Shannan Mitchem	18
1991	Kelly Flaczinski	15
	Tina Getherall	15
1992	Shannan Mitchem	25
1993	Shamalene Wilson	17
1994	Myssi Calkins	21
1995	Windy Weltz	16
1996	Kristy Hull	18
1997	Windy Weltz	25
1998	Kristy Hull	21
1999	Jesse McGregor	23
2000	Natalie Bennett	21
2001	Kimmy Carter	19
2002	Kimmy Carter	15
2003	Tatiana George	24
2004	Natasha Jacob	18
2005	Kim Hoffer	16
2006	Whitney Buckmon	18
2007	Robin Ahrberg	14
2008	Whitney Buckmon	8
2009	Monica Montez	8
	Shayla Jackson	8
2010	Ashley Stager	6
2011	Morgan Bullock	4
	Courtney Senas	4
2012	Morgan Bullock	4
2013	Morgan Bullock	7
2014	Maddie O'Brien	5

**YEARLY PITCHING LEADERS
(SINCE 1984)**

APPEARANCES

1984	Tina Kyler	23
1985	Tina Kyler	26
1986	Julie Larsen	33
1987	Julie Larsen	37
1988	Julie Larsen	24
1989	Debbie DeJohn	32
1990	Debbie DeJohn	35
1991	Christy Larsen	43
1992	Toni Gutierrez	44
1993	Marla Looper	25
1994	Marla Looper	36
1995	Renee Espinoza	39
1996	Renee Espinoza	40
1997	Kristy Fuentes	48
1998	Stacy Venable	36
1999	Jennifer White-Cody	37
2000	Leslie Malerich	58
2001	Leslie Malerich	34
	Jennifer White-Cody	34
2002	Leslie Malerich	55
2003	Casey Hunter	38
2004	Jessica van der Linden	42

2005	Casey Hunter	47
2006	Tiffany McDonald	57
2007	Tiffany McDonald	42
2008	Tiffany McDonald	32
2009	Sarah Hamilton	42
2010	Sarah Hamilton	45
2011	Sarah Hamilton	45
2012	Monica Perry	35
2013	Lacey Waldrop	47
2014	Lacey Waldrop	48

INNINGS PITCHED

1984	Tina Kyler	157
1985	Tina Kyler	182
1986	Julie Larsen	225
1987	Julie Larsen	237
1988	Julie Larsen	174
1989	Debbie DeJohn	223
1990	Debbie DeJohn	225
1991	Christy Larsen	275
1992	Toni Gutierrez	285
1993	Marla Looper	165.2
1994	Marla Looper	191.1
1995	Renee Espinoza	221.1
1996	Renee Espinoza	253.0
1997	Kristy Fuentes	310.0
1998	Jennifer White-Cody	215.1
1999	Jennifer White-Cody	214.2
2000	Leslie Malerich	323.0
2001	Leslie Malerich	205.1
2002	Leslie Malerich	315.1
2003	Casey Hunter	200.2
2004	Jessica van der Linden	246.1
2005	Casey Hunter	268.1
2006	Tiffany McDonald	329.1
2007	Tiffany McDonald	211.0
2008	Tiffany McDonald	199.1
2009	Sarah Hamilton	201.2
2010	Sarah Hamilton	214.1
2011	Sarah Hamilton	231.0
2012	Monica Perry	191.0
2013	Lacey Waldrop	219.1
2014	Lacey Waldrop	266.1

WINS

1984	Shelley Berube	18
1985	Julie Larsen	18
1986	Julie Larsen	25
1987	Julie Larsen	25
	Debbie DeJohn	25
1988	Debbie DeJohn	18
1989	Debbie DeJohn	22
1990	Debbie DeJohn	25
1991	Christy Larsen	33
1992	Toni Gutierrez	35
1993	Marla Looper	20
1994	Marla Looper	21
1995	Renee Espinoza	26
1995	Renee Espinoza	30
1997	Kristy Fuentes	32
1998	Jennifer White-Cody	26
1999	Jennifer White-Cody	16
2000	Leslie Malerich	35
2001	Leslie Malerich	26
2002	Leslie Malerich	35
2003	Casey Hunter	27
2004	Casey Hunter	33
2005	Casey Hunter	21
2006	Tiffany McDonald	30
2007	Tiffany McDonald	17
2008	Tiffany McDonald	18
2009	Terese Gober	24
2010	Sarah Hamilton	22
2011	Sarah Hamilton	19
2012	Monica Perry	22
2013	Lacey Waldrop	24
2014	Lacey Waldrop	38

STRIKEOUTS

1984	Tina Kyler	248
1985	Tina Kyler	209
1986	Julie Larsen	271
1987	Julie Larsen	224

1988	Julie Larsen	164
1989	Christy Larsen	166
1990	Christy Larsen	201
1991	Christy Larsen	307
1992	Toni Gutierrez	295
1993	Marla Looper	143
1994	Marla Looper	167
1995	Renee Espinoza	212
1996	Renee Espinoza	220
1997	Kristy Fuentes	240
1998	Jennifer White-Cody	123
1999	Jennifer White-Cody	164
2000	Leslie Malerich	243
2001	Leslie Malerich	160
2002	Leslie Malerich	255
2003	Casey Hunter	246
2004	Jessica van der Linden	387
2005	Casey Hunter	338
2006	Tiffany McDonald	312
2007	Tiffany McDonald	235
2008	Tiffany McDonald	244
2009	Sarah Hamilton	311
2010	Sarah Hamilton	326
2011	Sarah Hamilton	289
2012	Monica Perry	199
2013	Lacey Waldrop	259
2014	Lacey Waldrop	287

EARNED RUN AVERAGE

1984	Shelley Berube	0.22
1985	Julie Larsen	0.29
1986	Julie Larsen	0.37
1987	Debbie DeJohn	0.51
1988	Christy Larsen	0.90
1989	Debbie DeJohn	0.53
1990	Toni Gutierrez	0.14
1991	Toni Gutierrez	0.59
1992	Toni Gutierrez	0.47
1993	Marla Looper	0.42
1994	Marla Looper	1.10
1995	Renee Espinoza	1.33
1996	Renee Espinoza	0.83
1997	Kristy Fuentes	1.15
1998	Jennifer White-Cody	1.37
1999	Stacy Venable	1.04
2000	Leslie Malerich	1.21
2001	Jennifer White-Cody	0.63
2002	Leslie Malerich	1.38
2003	Casey Hunter	0.67
2004	Jessica van der Linden	0.60
2005	Casey Hunter	1.70
2006	Tiffany McDonald	2.27
2007	Melissa May	1.82
2008	Sarah Hamilton	1.46
2009	Sarah Hamilton	0.83
2010	Sarah Hamilton	1.50
2011	Sarah Hamilton	2.09
2012	Lacey Waldrop	1.33
2013	Lacey Waldrop	1.53
2013	Lacey Waldrop	1.13

WALKS ALLOWED

1984	Shelley Berube	16
1985	Julie Larsen	30
1986	Roxanne Hantelmann	18
1987	Debbie DeJohn	56
1988	Debbie DeJohn	32
1989	Debbie DeJohn	35
1990	Christy Larsen	22
1991	Toni Gutierrez	38
1992	Toni Gutierrez	54
1993	Toni Gutierrez	28
1994	Marla Looper	39
1995	Kristy Fuentes	71
1996	Niki Zenger	47
1997	Kristy Fuentes	83
1998	Stacy Venable	65
1999	Jennifer White-Cody	51
2000	Leslie Malerich	72
2001	Jennifer White-Cody	40
2002	Jessica van der Linden	69
2003	Jessica van der Linden	48
2004	Jessica van der Linden	51

2005	Tiffany McDonald	99
2006	Melissa May	33
2007	Melissa May	31
2008	Terese Gober	61
2009	Sarah Hamilton	43
2010	Terese Gober	50
2011	Jessica Nori	21
2012	Lacey Waldrop	36
2013	Monica Perry	35
2014	Jessica Burroughs	45

HITS ALLOWED

1984	Shelley Berube	33
1985	Tina Kyler	63
1986	Roxanne Hantelmann	65
1987	Julie Larsen	114
	Debbie DeJohn	114
1988	Christy Larsen	54
1989	Christy Larsen	83
1990	Christy Larsen	57
1991	Toni Gutierrez	87
1992	Rebecca Aase	96
1993	Rebecca Aase	66
1994	Rebecca Aase	108
1995	Renee Espinoza	142
1996	Niki Zenger	124
1997	Kristy Fuentes	214
1998	Stacy Venable	179
1999	Jennifer White-Cody	177
2000	Leslie Malerich	222
2001	Leslie Malerich	119
2002	Jessica van der Linden	128
2003	Jessica van der Linden	93
2004	Jessica van der Linden	106
2005	Tiffany McDonald	134
2006	Melissa May	89
2007	Terese Gober	81
2008	Tiffany McDonald	146
2009	Terese Gober	123
2010	Terese Gober	141
2011	Sarah Hamilton	160
2012	Lacey Waldrop	107
2013	Monica Perry	119
2014	Jessica Burroughs	83

RUNS ALLOWED

1984	Shelley Berube	10
1985	Julie Larsen	10
1986	Roxanne Hantelmann	17
1987	Julie Larsen	41
	Debbie DeJohn	41
1988	Christy Larsen	25
1989	Debbie DeJohn	33
1990	Christy Larsen	17
1991	Toni Gutierrez	22
1992	Rebecca Aase	31
1993	Rebecca Aase	16
	Toni Gutierrez	16
1994	Rebecca Aase	43
1995	Renee Espinoza	55
1996	Renee Espinoza	51
1997	Kristy Fuentes	67
1998	Stacy Venable	68
1999	Leslie Malerich	62
2000	Leslie Malerich	84
2001	Jennifer White-Cody	27
2002	Jessica van der Linden	65
2003	Casey Hunter	33
2004	Jessica van der Linden	29
2005	Tiffany McDonald	59
2006	Melissa May	48
2007	Terese Gober	47
2008	Terese Gober	90
2009	Sarah Hamilton	31
2010	Terese Gober	73
2011	Sarah Hamilton	89
2012	Lacey Waldrop	44
2013	Monica Perry	54
2014	Jessica Burroughs	40



YEARLY TEAM STATISTICS

BATTING

Year	G	AVG	AB	R	H	2B	3B	HR	RBI	BB	SO	SB	E
1984	48	.244	1151	249	281	30	15	21	149	150	142	46	42
1985	64	.243	1617	277	393	20	21	14	197	171	181	61	51
1986	49	.246	1242	188	305	17	12	15	134	127	146	55	62
1987	64	.268	1668	307	447	34	28	19	235	169	147	49	97
1988	58	.250	1509	211	381	20	26	16	169	102	126	36	72
1989	53	.247	1377	176	340	30	16	17	138	106	91	41	48
1990	63	.238	1595	182	482	27	18	13	140	123	159	38	56
1991	74	.261	1959	272	511	41	26	8	191	136	186	52	59
1992	72	.315	1842	364	580	53	32	23	288	167	170	102	59
1993	61	.309	1656	319	512	43	32	20	250	153	206	97	45
1994	69	.274	1798	278	492	58	33	20	222	126	255	109	72
1995	73	.316	1985	355	628	67	29	10	275	142	163	97	82
1996	72	.280	1866	299	522	47	21	5	240	143	177	160	89
1997	64	.290	1708	265	495	53	16	6	209	161	154	102	69
1998	72	.280	1853	283	519	61	16	4	213	192	217	111	66
1999	65	.276	1751	250	484	71	19	7	198	146	247	147	76
2000	78	.269	2014	301	542	66	32	17	253	162	357	117	86
2001	70	.297	1804	321	235	93	23	21	280	168	302	102	74
2002	75	.266	1928	312	512	58	23	33	254	237	368	89	94
2003	79	.297	1506	292	447	63	14	22	236	237	226	99	52
2004	74	.288	1877	369	541	69	27	44	313	252	372	64	78
2005	63	.247	1585	208	392	66	17	27	171	162	372	51	90
2006	74	.294	1944	314	571	79	29	34	263	156	391	79	108
2007	69	.288	1783	337	514	91	18	49	296	203	339	86	82
2008	66	.262	1676	261	439	64	10	26	235	158	357	68	80
2009	60	.262	1583	252	415	55	8	31	210	164	300	82	51
2010	62	.297	1678	302	499	76	23	29	276	212	226	81	57
2011	60	.289	1619	286	468	63	14	40	238	137	268	88	69
2012	63	.264	1596	282	422	61	19	32	230	230	270	85	63
2013	63	.292	1618	346	473	75	21	60	316	227	290	67	60
2014	64	.304	1640	400	498	90	13	65	363	318	242	64	57



YEARLY TEAM STATISTICS

PITCHING

Year	W-L-T	SV	ERA	IP	H	R	ER	BB	SO	2B	3B	HR	AVG
1984	41-5-2	0	0.37	341.0	95	30	18	57	441	6	2	4	.091
1985	50-12-2	0	0.45	455.0	172	57	29	124	517	13	7	5	.125
1986	42-7	1	0.46	350.0	136	43	23	66	326	7	5	1	.127
1987	50-14	1	1.47	443.0	228	82	37	119	320	24	4	3	.150
1988	44-14	1	1.26	410.0	257	104	69	122	318	18	16	3	.177
1989	39-14	0	0.91	383.0	219	71	44	89	309	8	7	6	.168
1990	47-16	0	1.59	454.0	208	60	32	76	393	14	9	6	.136
1991	62-12	5	1.86	514.0	271	91	58	127	558	26	10	2	.162
1992	63-9	0	1.70	490.0	235	64	42	134	448	10	8	1	.141
1993	52-9	1	0.46	426.2	234	50	28	97	333	12	7	4	.159
1994	50-19	4	1.23	472.2	314	121	83	137	354	36	29	14	.187
1995	58-15	4	1.53	495.0	327	138	108	172	382	42	8	15	.199
1996	51-21	1	1.47	495.0	370	148	104	143	373	36	4	13	.204
1997	45-19	1	1.64	449.0	353	140	105	146	164	55	8	23	.203
1998	51-21	0	2.16	496.0	399	165	119	120	246	69	3	17	.214
1999	40-25-1	0	1.59	474.1	361	142	103	120	332	51	3	13	.212
2000	51-27	3	1.69	534.2	442	182	129	130	361	71	5	13	.216
2001	58-12	2	0.71	474.1	252	75	48	120	365	32	3	11	.156
2002	55-20	7	1.43	527.2	422	165	108	210	475	58	6	19	.206
2003	46-33	3	0.67	392.2	207	71	48	117	486	29	0	8	.155
2004	62-12	2	0.62	498.1	229	76	44	106	672	27	3	6	.131
2005	35-28	3	1.81	432.1	349	166	166	229	493	63	5	12	.218
2006	44-30	5	2.71	496.1	433	256	192	202	415	69	5	47	.230
2007	44-25	4	1.97	468.0	346	176	132	165	431	55	13	22	.204
2008	38-28	2	2.32	437.2	358	196	145	167	494	43	8	23	.218
2009	44-16	2	1.16	421.1	267	93	70	93	550	42	2	17	.243
2010	44-18	3	1.92	419.0	289	144	115	134	544	41	5	33	.189
2011	32-28	3	2.66	399.1	380	209	152	174	370	60	5	33	.246
2012	47-16	10	1.53	425.2	299	127	93	98	380	58	7	8	.192
2013	44-19	5	1.82	408.0	297	146	106	108	461	55	4	20	.194
2014	55-9	6	1.53	421.2	315	131	92	134	434	40	1	17	.200



FLORIDA STATE®

1981 & 1982 AIAW NATIONAL CHAMPIONS • 27 NCAA APPEARANCES • #LTS

YEAR-BY-YEAR RESULTS

1978 • (46-9)

Date	Opponent	Result	Score
Mar. 10	Lake City CC	W	10-8
Mar. 11	Central CC	W	15-0
Mar. 11	Central CC	W	17-1
Mar. 15	Central CC	W	17-3
--	Florida A&M	W	11-1
--	Florida A&M	W	15-3
--	vs. Florida	W	6-2
--	vs. Miami	W	18-1
--	vs. FIU	W	5-2
--	vs. West Palm JC	W	8-3
--	vs. Florida	W	5-2
--	Florida Tech	L	3-8
--	Florida Tech	W	10-5
--	Florida	W	4-0
--	USF	L	4-5
--	Jacksonville	W	20-0
--	Jacksonville	W	6-0
--	vs. Florida	W	10-1
--	vs. Florida Tech	W	5-1
--	vs. Flagler College	L	0-5
--	vs. Florida Tech	L	0-4
--	Florida	W	1-0
--	Florida	W	4-0
--	Lake City CC	W	11-6
--	Lake City CC	W	10-2
--	vs. USF	W	10-4
--	vs. Lake City CC	W	1-0
--	at Flagler College	W	12-11
--	vs. Florida	W	8-2
--	Jacksonville	W	4-2
--	Jacksonville	W	2-1
--	vs. USF	L	2-3
--	vs. Stetson	W	9-1
--	vs. FIU	W	4-3
--	at Florida	W	8-1
--	vs. Florida Tech	L	1-7
--	Florida	W	4-1
--	Florida	W	6-4
--	vs. Stetson	W	11-0
--	vs. USF	W	3-2
--	vs. Florida Tech	W	10-9
--	vs. Florida Tech	W	7-4
--	Auburn	W	4-2
--	Auburn	W	6-1
--	vs. Armstrong St	W	4-0
--	vs. Southern Miss	W	9-1
--	vs. Delta State	L	4-5
--	vs. FIU	W	3-0
--	vs. Delta State	W	5-2
--	vs. USF	L	3-6
--	vs. Armstrong St	W	10-3
--	vs. Delta State	W	8-3
--	vs. USF	W	5-1
--	vs. Florida	W	1-0
--	vs. Florida	L	2-4

1979 • (26-15)

Date	Opponent	Result	Score
--	Chipola CC	W	3-1
--	Florida A&M	W	11-1
--	Chipola CC	L	1-5
--	Chipola CC	L	6-7
--	Brevard CC	W	4-3
--	Brevard CC	W	14-0
--	vs. Broward No CC	W	15-2
--	vs. Dade South CC	L	1-2
--	vs. Miami	W	3-1
--	at Dade North CC	L	3-4
--	Jacksonville	W	10-0
--	Florida	L	0-2
--	vs. Florida A&M	W	7-2
--	at USF	W	6-2
--	vs. Florida	L	1-4
--	at USF	L	0-1
--	Lake City CC	W	3-1
--	Lake City CC	W	4-3
--	vs. Florida A&M	W	5-0
--	at Flagler College	L	8-10
--	vs. UCF	W	8-1
--	vs. Jacksonville	W	4-3
--	vs. Lake City CC	L	1-4
--	Lake City CC	W	5-3
--	Lake City CC	L	0-2
--	at Florida	L	0-5
--	vs. Dade North CC	W	15-0
--	vs. Lake City CC	L	0-7
--	Jacksonville	W	2-1
--	Jacksonville	W	10-3
--	Florida	W	2-0
--	Florida	L	1-2
--	vs. Flagler College	W	14-2
--	vs. Florida	W	3-2
--	vs. USF	W	6-5
--	vs. Florida	W	7-3


1980 • (37-10)

Date	Opponent	Result	Score
--	N. Florida JC	L	1-2
--	N. Florida JC	W	5-4
--	UCF	W	5-1
--	Florida	L	0-2
--	Brevard CC	W	11-0
--	Brevard CC	W	4-1
--	vs. Florida A&M	W	10-2
--	vs. Florida JC	W	5-1
--	vs. Flagler College	W	11-0
--	vs. Lake City CC	W	6-5
--	at Florida	W	5-4
--	vs. Lake City CC	L	2-3
--	USF	W	1-0
--	USF	W	5-1
--	at UCF	W	7-3
--	vs. USF	L	8-9
--	vs. Fl. Southern	W	9-3
--	vs. Florida	L	3-5
--	Florida	W	5-4
--	Florida A&M	W	10-5
--	vs. Stetson	W	14-2
--	vs. FIU	W	11-1
--	vs. Florida	W	4-2
--	Flagler College	W	5-2
--	Flagler College	W	17-4
--	Chipola CC	W	10-0
--	Lake City CC	L	1-3
--	vs. Appalachian St	W	23-1
--	vs. N. Kentucky	W	15-4
--	vs. Florida	L	1-7
--	at NC State	W	7-4
--	vs. Florida	L	0-5
--	Chipola CC	W	11-3
--	Chipola CC	W	11-3
--	vs. Miami	W	22-4
--	vs. USF	W	11-1
--	vs. UCF	W	3-2
--	vs. Florida	W	3-2
--	N. Florida JC	W	4-2
--	N. Florida JC	W	2-1
--	Auburn	W	4-3
--	Auburn	W	4-3
--	vs. W. GA College	W	3-0
--	vs. Auburn	W	20-11
--	vs. Florida	L	0-1
--	vs. Auburn	W	10-3
--	vs. Florida	L	0-4

1981 • (54-7)

AIAW National Champs

Date	Opponent	Result	Score
Mar. 4	Chipola JC	W	12-0
Mar. 4	Chipola JC	W	12-0
Mar. 6	vs. Auburn	W	5-1
Mar. 6	vs. East Carolina	W	9-2
Mar. 6	vs. Florida A&M	W	11-0
Mar. 7	at Florida	W	3-0
Mar. 7	at Florida	L	3-4
Mar. 7	at Florida	W	5-2
Mar. 11	vs. Lake City CC	W	4-3
Mar. 13	at Miami Dade N. JC	W	5-0
Mar. 13	vs. Miami	W	9-0
Mar. 13	vs. Broward Cen. CC	L	2-3
Mar. 14	vs. Palm Beach JC	W	4-0
Mar. 14	vs. Florida	W	5-0
Mar. 14	vs. USF	W	2-0
Mar. 23	FIU	W	7-0
Mar. 24	Flagler College	W	16-0
Mar. 24	Flagler College	W	13-0
Mar. 25	Edward Waters	W	21-2
Mar. 25	Edward Waters	W	10-0
Mar. 26	USF	W	7-5
Mar. 27	vs. Stetson	W	9-0
Mar. 27	vs. FIU	W	9-2
Mar. 27	vs. Florida	L	1-5
Mar. 28	at USF	W	5-1
Mar. 28	vs. Florida	L	2-5
Mar. 31	Florida	L	2-9
Mar. 31	Jacksonville	W	5-0
Apr. 3	vs. Georgia State	W	14-2
Apr. 3	vs. Georgia SW	W	9-1
Apr. 3	vs. Valdosta State	W	16-5
Apr. 4	vs. Georgia Southern	W	4-3
Apr. 4	vs. Georgia State	W	17-2
Apr. 4	at Georgia Tech	W	12-2
Apr. 4	vs. Armstrong State	W	17-4
Apr. 6	Lake City CC	W	16-2
Apr. 7	Flagler College	W	11-2
Apr. 7	Flagler College	W	5-0
Apr. 8	Edward Waters	W	15-0
Apr. 8	Edward Waters	W	8-0
Apr. 10	vs. Western Carolina	W	1-0
Apr. 10	at NC State	W	3-2
Apr. 10	vs. East Carolina	W	12-0
Apr. 11	vs. East Carolina	L	4-9
Apr. 11	vs. East Carolina	L	2-5
Apr. 16	Florida A&M	W	7-1
Apr. 16	Florida	W	5-1
Apr. 20	Chipola JC	W	14-1
Apr. 20	Chipola JC	W	15-1
--	vs. Eckerd College	W	14-3
--	vs. USF	W	5-1
--	vs. Florida	W	4-3
--	vs. USF	W	5-0
--	vs. Livingston St.	W	15-2
--	vs. Georgia Southern	W	16-0
--	vs. USF	W	9-5
--	vs. USF	W	8-4
May 14	vs. Western Carolina	W	13-9
May 15	vs. NC State	W	4-3
May 15	vs. East Carolina	W	12-3
May 16	vs. North Carolina	W	4-1



YEAR-BY-YEAR RESULTS

1982 • (56-10)

IAIAW National Champs

Date	Opponent	Result	Score
Mar. 2	Florida A&M	W	13-4
Mar. 5	Florida A&M	W	9-0
Mar. 5	vs. Chipola JC	W	15-0
Mar. 6	vs. Brevard JC	W	6-0
Mar. 6	vs. USF	W	3-0
Mar. 6	at Florida	W	3-0
Mar. 9	at Florida	W	6-5
Mar. 9	at Chipola JC	W	15-0
Mar. 9	at Chipola JC	W	8-2
Mar. 11	USF	W	3-0
Mar. 12	Mississippi	W	8-1
Mar. 12	Valencia CC	W	15-0
Mar. 13	Florida	L	2-4
Mar. 13	Lake City CC	L	5-7
Mar. 13	East Carolina	L	2-8
Mar. 16	vs. Florida A&M	W	12-11
Mar. 16	vs. Florida A&M	W	12-4
Mar. 18	Georgia State	W	15-0
Mar. 18	Georgia State	W	17-0
Mar. 19	vs. Wilmington Coll.	W	10-2
Mar. 19	vs. Jacksonville	W	11-8
Mar. 19	vs. Fort Valley St.	W	30-5
Mar. 20	vs. Pensacola JC	W	9-0
Mar. 20	vs. Jacksonville	W	11-3
Mar. 20	vs. Lake City CC	W	11-10
Mar. 25	at USF	L	0-6
Mar. 26	vs. FIU	W	8-7
Mar. 26	vs. Palm Beach JC	W	5-4
Mar. 26	vs. Florida	L	11-12
Mar. 27	at USF	W	16-9
Mar. 27	vs. Florida	W	8-1
Mar. 27	vs. Florida	W	6-1
Mar. 30	vs. Jacksonville	W	9-2
Mar. 30	at Florida	L	0-14
Apr. 3	vs. Georgia Southern	W	39-5
Apr. 3	vs. USF	W	16-14
Apr. 3	vs. Florida	W	15-4
Apr. 4	vs. Florida	L	2-3
Apr. 4	vs. Florida	L	2-11
Apr. 7	Pensacola JC	W	9-3
Apr. 7	Lake City CC	W	8-4
Apr. 9	vs. East Carolina	W	5-0
Apr. 9	vs. North Carolina	W	11-0
Apr. 9	vs. N. Kentucky	W	6-0
Apr. 10	at NC State	W	6-0
Apr. 14	Chipola JC	W	15-0
Apr. 14	Chipola JC	W	17-0
Apr. 15	Florida	W	4-3
Apr. 15	Florida A&M	W	19-5
Apr. 19	at Lake City CC	W	15-6
Apr. 19	at Lake City CC	W	7-6
Apr. 23	vs. Stetson	W	19-1
Apr. 23	vs. FIU	W	9-1
Apr. 24	vs. Florida	L	1-2
Apr. 24	at USF	W	6-5
Apr. 25	vs. Florida	W	5-1
Apr. 25	vs. Florida	W	9-8
Apr. 30	Columbus College	W	12-0
Apr. 30	Miss. U for W	W	10-1
Apr. 30	USF	W	9-1
May 1	USF	L	1-2
May 1	USF	W	5-2
May 13	vs. Georgia Southern	W	10-0
May 14	vs. USF	W	17-2
May 15	vs. UNC-Charlotte	W	19-4
May 15	vs. Florida	W	9-4

1983 • (46-11)


Date	Opponent	Result	Score
Feb. 22	at West Florida	W	10-4
Feb. 22	at West Florida	W	10-9
Mar. 2	Lake City CC	W	2-1
Mar. 2	Lake City CC	L	3-4
Mar. 4	vs. West Florida	W	3-1
Mar. 4	vs. Jacksonville	W	5-2
Mar. 4	vs. Pensacola JC	W	3-2
Mar. 5	at Florida	W	5-1
Mar. 5	at Florida	W	5-0
Mar. 9	Florida Atlantic	W	16-0
Mar. 11	Florida Atlantic	W	10-4
Mar. 11	East Carolina	W	14-8
Mar. 11	Miami Dade N.	W	8-1
Mar. 12	West Florida	W	17-4
Mar. 12	Jacksonville	W	15-1
Mar. 12	vs. Lake City CC	W	3-1
Mar. 18	vs. Armstrong State	W	9-2
Mar. 18	vs. Edison	W	4-2
Mar. 19	vs. USF	L	0-2
Mar. 19	vs. Lake City CC	L	0-1
Mar. 21	Cleveland State	W	14-2
Mar. 21	Cleveland State	W	2-0
Mar. 22	Florida A&M	W	14-2
Mar. 22	Florida A&M	W	7-6
Mar. 24	at USF	W	2-0
Mar. 24	vs. Florida Southern	W	8-0
Mar. 25	vs. Palm Beach JC	W	6-5
Mar. 25	at USF	W	4-2
Mar. 25	vs. Florida	W	3-2
Mar. 26	at USF	L	4-7
Mar. 26	at USF	W	9-0
Mar. 30	vs. Jacksonville	W	2-0
Mar. 30	vs. Jacksonville	W	4-2
Apr. 1	Pensacola JC	W	2-1
Apr. 7	at East Carolina	L	0-2
Apr. 7	at East Carolina	W	5-4
Apr. 8	vs. UNC-Charlotte	W	12-0
Apr. 8	at NC State	W	7-1
Apr. 9	vs. Cleveland State	W	5-3
Apr. 9	vs. Northern KY	W	17-1
Apr. 11	Jacksonville	L	0-1
Apr. 11	Jacksonville	W	3-2
Apr. 13	at Florida A&M	W	10-0
Apr. 13	at Florida A&M	W	12-3
Apr. 14	at Lake City CC	L	0-2
Apr. 14	at Lake City CC	W	9-4
Apr. 21	vs. Stetson	W	14-0
Apr. 21	vs. West Florida	W	5-1
Apr. 22	vs. Florida	W	5-2
Apr. 22	vs. Florida	L	7-8
Apr. 23	vs. Florida	L	0-2
--	Campbell College	W	19-2
--	vs. Northern KY	W	13-4
--	vs. East Carolina	W	3-2
--	vs. Florida	W	8-3
--	vs. USF	L	2-11
--	vs. USF	L	3-4

1984 • (41-5-2)

Date	Opponent	Result	Score
--	Florida A&M	W	12-0
--	Florida A&M	W	9-0
--	vs. Stephen F. Austin	L	0-2
--	vs. SW Louisiana	W	1-0
--	at Louisiana Tech	T	0-0
--	vs. Texas A&M	L	2-6
--	vs. Baylor	L	2-3
--	at NE Louisiana	T	0-0
--	at Grambling	W	7-0
--	at Grambling	W	4-0
--	at Mississippi State	W	1-0
--	at Mississippi State	W	6-2
--	at Miss. U for W	W	3-0
--	at Miss. U for W	W	6-2
--	at Southern Miss	W	1-0
--	at Southern Miss	W	1-0
--	St. Louis CC	W	11-1
--	East Central College	W	8-0
--	East Central College	W	10-0
--	St. Louis CC	W	15-0
--	Mississippi State	W	5-0
--	George Mason	W	5-0
--	Florida A&M	W	10-0
--	Onondaga JC	W	4-1
--	Onondaga JC	W	10-0
--	Western Illinois	L	1-3
--	Western Illinois	W	3-1
--	Rider College	W	10-0
--	Rider College	W	4-0
--	Saginaw Valley	W	1-0
--	Saginaw Valley	W	7-2
--	at East Carolina	W	2-0
--	at East Carolina	W	3-0
--	at North Carolina	W	1-0
--	at North Carolina	W	5-0
--	vs. Nicholls State	L	1-2
--	vs. Southern Miss	W	3-0
--	at Miss. U for W	W	2-1
--	at Liberty Baptist	W	9-0
--	vs. Davis & Elkins	W	9-0
--	vs. Radford	W	8-0
--	vs. Ohio State	W	5-2
--	vs. North Carolina	W	3-1
--	vs. Penn State	W	5-0
--	at Florida A&M	W	11-1
--	at Florida A&M	W	11-0
--	New Orleans	W	9-0
--	New Orleans	W	10-0

1985 • (50-12-2)

Date	Opponent	Result	Score
Feb. 23	at USF	W	2-1
Feb. 23	at USF	L	3-4
Feb. 25	Florida A&M	W	3-0
Feb. 25	Florida A&M	W	5-0
Feb. 27	Susquehanna	W	11-0
Feb. 27	Susquehanna	W	8-2
Mar. 2	vs. Louisiana Tech	T	0-0
Mar. 2	vs. McNeese State	L	0-4
Mar. 2	vs. Ball State	T	0-0
Mar. 3	vs. Missouri	L	0-1
Mar. 4	Detroit	W	5-0
Mar. 4	Detroit	W	6-1
Mar. 5	Temple	W	2-0
Mar. 5	Temple	W	3-0
Mar. 7	Grambling	W	11-0
Mar. 7	Grambling	W	10-0
Mar. 8	vs. Signaw Valley	W	6-0
Mar. 9	vs. NE Louisiana	W	1-0
Mar. 10	vs. Grambling	W	7-0
Mar. 11	at Florida A&M	W	3-0
Mar. 12	Quincy College	W	4-2
Mar. 12	Quincy College	W	1-0
Mar. 15	Onondaga CC	W	10-0
Mar. 15	Onondaga CC	W	8-1
Mar. 19	Western Illinois	W	1-0
Mar. 19	Millikin	W	6-0
Mar. 20	Michigan State	W	2-0
Mar. 20	Michigan State	W	5-0
Mar. 21	Bradley	W	2-0
Mar. 21	Bradley	W	3-1
Mar. 22	Furman	W	13-0
Mar. 22	Stetson	W	2-1
Mar. 22	Rutgers	W	4-0
Mar. 23	Toledo	W	3-2
Mar. 23	SW Missouri St.	W	4-3
Mar. 23	Ohio State	W	3-2
Mar. 24	USF	W	2-1
Mar. 24	Bradley	W	1-0
Mar. 25	Ohio State	W	3-2
Mar. 25	Ohio State	W	11-1
Mar. 26	Brown	W	14-0
Mar. 26	Brown	W	14-2
Mar. 29	vs. SW Missouri St.	L	0-1
Mar. 29	vs. Stanford	W	9-1
Mar. 29	vs. Baylor	L	4-5
Mar. 30	vs. Utah State	L	0-2
Mar. 30	vs. New Mexico	W	3-2
Mar. 30	vs. Louisiana Tech	L	1-2
Mar. 31	vs. Texas A&M	L	1-2
Mar. 31	vs. NE Louisiana	W	10-1
Apr. 5	vs. Adelphi	L	0-2
Apr. 5	vs. Louisiana Tech	L	3-4
Apr. 5	vs. Georgia State	W	7-0
Apr. 6	vs. George Mason	W	5-0
Apr. 6	vs. Western Illinois	W	9-0
Apr. 10	at Florida A&M	W	1-0
Apr. 10	at Florida A&M	W	9-0
Apr. 12	USF	W	2-1
Apr. 13	USF	L	1-2
Apr. 14	South Carolina	L	0-2
Apr. 14	South Carolina	W	2-0
Apr. 19	Stetson	W	4-1
Apr. 19	at USF	W	1-0
Apr. 20	at USF	W	1-0



FLORIDA STATE®

1981 & 1982 AIAW NATIONAL CHAMPIONS • 27 NCAA APPEARANCES • #LTS

YEAR-BY-YEAR RESULTS

1986 • (42-7)

NCAA Regional

Date	Opponent	Result	Score
--	West Florida	W	5-0
--	West Florida	W	6-0
--	at USF	W	1-0
--	at USF	W	2-1
--	Ball State	W	4-0
--	Ball State	W	3-2
Mar. 6	Valparaiso	W	5-0
Mar. 6	Valparaiso	W	2-0
Mar. 9	Virginia	W	4-0
Mar. 9	Virginia	L	1-2
Mar. 10	Temple	W	7-0
Mar. 10	Temple	W	2-0
Mar. 11	Limestone	W	4-0
Mar. 11	Limestone	W	1-0
Mar. 13	at Florida Southern	W	7-0
Mar. 13	at Florida Southern	W	2-0
Mar. 17	Maine	W	1-0
Mar. 17	Maine	W	10-0
Mar. 18	Michigan State	W	2-0
Mar. 19	Tennessee Tech	W	8-0
Mar. 19	Tennessee Tech	W	11-1
Mar. 19	Western Illinois	W	11-0
Mar. 21	Toledo	W	4-0
Mar. 21	Florida Southern	W	7-3
Mar. 21	Rutgers	W	3-0
Mar. 22	Nevada- Reno	W	8-1
Mar. 22	Furman	W	3-2
Mar. 23	Mississippi State	W	3-1
Mar. 23	Western Illinois	L	4-6
Mar. 24	Ohio	W	10-0
Mar. 24	Ohio	W	5-1
Mar. 25	Ohio State	W	8-0
Mar. 25	Ohio State	W	3-2
--	vs. Oklahoma State	W	3-2
--	vs. Utah	L	2-6
--	vs. Texas A&M	W	1-0
--	vs. St. Mary's	W	2-1
--	vs. Sam Houston	W	3-2
--	vs. Oklahoma State	W	2-1
--	vs. Arizona State	L	0-2
--	at West Florida	W	3-0
--	at West Florida	W	5-1
--	vs. Furman	L	0-1
--	vs. East Carolina	W	3-0
--	vs. North Carolina	W	1-0
--	at South Carolina	W	3-0
--	vs. USF	W	3-0
NCAA South Regional			
--	at Louisiana Tech	L	0-4
--	at Louisiana Tech	L	0-1

1987 • (50-14)

College World Series

Date	Opponent	Result	Score
Feb. 20	at Stetson	W	7-0
Feb. 20	at Stetson	L	3-4
Feb. 24	at Florida A&M	W	8-1
Feb. 24	at Florida A&M	W	6-3
Mar. 5	UNC-Wilmington	W	3-1
Mar. 5	UNC-Wilmington	W	2-0
Mar. 8	Virginia	W	7-0
Mar. 8	Virginia	L	2-5
Mar. 9	Limestone	W	6-0
Mar. 9	Limestone	W	11-0
Mar. 10	Temple	L	0-1
Mar. 10	Temple	W	6-3
Mar. 11	East Carolina	W	10-0
Mar. 11	East Carolina	W	2-1
Mar. 13	vs. Eastern Michigan	W	8-1
Mar. 13	vs. Bradley	W	2-0
Mar. 13	vs. Stetson	W	16-0
Mar. 14	vs. Temple	W	5-0
Mar. 14	vs. South Carolina	L	0-4
Mar. 14	vs. Rutgers	W	4-0
Mar. 15	vs. Winthrop	W	8-0
Mar. 15	at USF	L	3-7
Mar. 15	vs. South Carolina	L	0-2
Mar. 17	Miami (OH)	W	3-0
Mar. 17	Miami (OH)	W	3-2
Mar. 19	Tennessee Tech	W	10-0
Mar. 20	Kent State	W	16-0
Mar. 20	Bowling Green	W	4-0
Mar. 21	Southern Miss	W	13-3
Mar. 21	Nicholls State	W	5-0
Mar. 22	Furman	W	1-0
Mar. 22	Toledo	L	0-3
Mar. 23	Toledo	W	9-6
Mar. 23	Toledo	W	8-1
Mar. 25	Bowling Green	W	12-2
Mar. 25	Bowling Green	W	3-1
Mar. 28	Ohio	W	3-0
Mar. 28	Ohio	W	6-2
Apr. 4	at West Florida	W	1-0
Apr. 4	at West Florida	W	4-0
Apr. 10	vs. Furman	W	8-2
Apr. 10	vs. USF	W	5-4
Apr. 10	vs. Nicholls	W	5-1
Apr. 11	vs. George Mason	W	3-0
Apr. 11	at South Carolina	W	1-0
Apr. 12	vs. Louisiana Tech	W	2-1
Apr. 12	vs. Georgia State	W	4-1
Apr. 17	USF	L	0-2
Apr. 17	USF	W	1-0
Apr. 18	South Carolina	W	1-3
Apr. 18	South Carolina	L	0-1
Apr. 19	South Carolina	W	2-1
Apr. 20	Florida A&M	W	17-0
Apr. 20	Florida A&M	W	7-1
Apr. 24	vs. Oklahoma	L	0-1
Apr. 25	at Oklahoma State	L	1-4
Apr. 25	vs. Baylor	W	10-0
Apr. 25	vs. Oklahoma	W	6-1
Apr. 26	vs. Baylor	W	8-1
Apr. 26	at Oklahoma State	W	2-0
NCAA South Regional			
May 15	Adelphi	W	1-0
May 16	Adelphi	W	3-1
College World Series			
May 20	vs. CS-Fullerton	L	0-3
May 21	vs. Central Michigan	L	0-1

1988 • (44-14)

NCAA Regional

Date	Opponent	Result	Score
Feb. 20	West Florida	W	1-0
Feb. 20	West Florida	W	1-0
Feb. 25	at Florida A&M	W	14-3
Feb. 25	at Florida A&M	W	11-0
Mar. 5	Eastern Michigan	W	3-1
Mar. 5	Eastern Michigan	W	4-3
Mar. 6	Temple	W	3-0
Mar. 6	Temple	W	2-0
Mar. 7	North Carolina	W	4-2
Mar. 7	North Carolina	W	8-4
Mar. 7	vs. Louisiana Tech	L	0-7
Mar. 7	vs. North Carolina	W	2-1
Mar. 11	vs. Eastern Michigan	W	7-4
Mar. 11	at USF	W	2-1
Mar. 11	vs. Virginia	W	4-0
Mar. 12	vs. Temple	W	4-3
Mar. 12	vs. Okla. City College	W	5-0
Mar. 13	vs. South Carolina	L	1-5
Mar. 13	vs. Central Michigan	W	6-2
Mar. 16	Southern Illinois	W	5-1
Mar. 16	Southern Illinois	L	1-2
Mar. 17	Virginia	W	5-0
Mar. 17	Virginia	W	7-1
Mar. 18	Florida A&M	W	7-0
Mar. 18	NE Louisiana	W	5-1
Mar. 18	Maine	W	1-0
Mar. 19	Northern Illinois	L	3-4
Mar. 19	Miami (OH)	W	5-1
Mar. 19	Furman	W	2-0
Mar. 20	Eastern Illinois	W	2-1
Mar. 20	Northern Illinois	W	2-1
Mar. 21	Eastern Illinois	W	3-2
Mar. 21	Eastern Illinois	W	11-1
Mar. 22	Ohio State	W	6-1
Mar. 22	Ohio State	W	2-1
Mar. 28	Nicholls State	W	1-0
Mar. 29	Nicholls State	W	2-1
Mar. 29	Nicholls State	W	8-3
Apr. 1	vs. Utah	W	3-0
Apr. 1	at South Carolina	L	0-1
Apr. 2	vs. Utah	L	4-8
Apr. 2	at South Carolina	L	1-3
Apr. 9	at USF	W	8-5
Apr. 9	at USF	W	8-1
Apr. 10	Florida A&M	W	3-0
Apr. 10	Florida A&M	W	2-1
Apr. 11	at West Florida	W	5-3
Apr. 11	at West Florida	L	1-2
Apr. 15	at Nebraska	L	0-3
Apr. 15	vs. Kansas	L	2-4
Apr. 16	vs. Kansas	W	2-1
Apr. 16	at Nebraska	L	0-5
Apr. 18	vs. Creighton	W	4-0
Apr. 18	vs. Creighton	L	0-2
Apr. 23	Georgia State	W	5-0
Apr. 23	Georgia State	W	2-1
NCAA South Regional			
May 20	Texas A&M	L	0-1
May 21	Louisiana Tech	L	1-6

1989 • (39-14)

NCAA Regional

Date	Opponent	Result	Score
Feb. 23	West Florida	W	3-2
Feb. 23	West Florida	L	1-5
Feb. 26	at Florida A&M	W	11-0
Feb. 26	at Florida A&M	W	4-0
Mar. 4	Eastern Michigan	W	2-0
Mar. 4	Eastern Michigan	W	5-1
Mar. 5	Temple	W	2-1
Mar. 5	Temple	W	8-2
Mar. 6	Virginia	L	4-2
Mar. 6	Virginia	W	5-1
Mar. 7	East Carolina	W	5-0
Mar. 7	East Carolina	W	5-0
Mar. 10	vs. Missouri	W	6-0
Mar. 10	vs. Western Illinois	W	5-2
Mar. 10	vs. New Mexico	W	3-2
Mar. 11	vs. Temple	W	3-1
Mar. 11	vs. Nicholls State	W	3-1
Mar. 11	vs. Arizona State	L	3-7
Mar. 12	vs. Miami (OH)	L	3-4
Mar. 12	vs. Miami (OH)	L	0-1
Mar. 15	Illinois State	W	2-0
Mar. 16	Connecticut	W	3-0
Mar. 17	Miami (OH)	W	5-0
Mar. 17	Southern Illinois	W	4-2
Mar. 18	SW Missouri St	W	14-0
Mar. 18	Stetson	W	6-0
Mar. 19	Northern Carolina	L	1-2
Mar. 20	Northern Illinois	L	0-3
Mar. 20	Northern Illinois	L	2-5
Mar. 22	USF	W	4-2
Mar. 22	USF	W	8-1
Apr. 11	Florida A&M	W	3-0
Apr. 11	Florida A&M	W	4-1
Apr. 14	at Nebraska	L	0-1
Apr. 14	vs. Kansas	W	3-2
Apr. 14	vs. Arizona State	W	3-2
Apr. 15	vs. Kansas	W	1-0
Apr. 15	at Nebraska	L	2-4
Apr. 21	vs. East Carolina	W	3-0
Apr. 21	vs. Furman	W	5-0
Apr. 21	vs. SW Louisiana	W	4-2
Apr. 21	vs. North Carolina	W	3-1
Apr. 22	vs. USF	W	2-0
Apr. 22	vs. Virginia	W	2-0
Apr. 22	vs. Nicholls State	W	2-0
May 3	at West Florida	W	3-2
May 3	at West Florida	W	3-0
May 5	vs. Louisiana Tech	L	0-1
May 5	at Nicholls State	W	1-0
May 6	at Nicholls State	L	0-2
May 6	vs. Louisiana Tech	L	0-1
NCAA South Regional			
May 19	South Carolina	L	1-2
May 20	Louisiana Tech	L	1-3



2015 FLORIDA STATE SOFTBALL



FLORIDA STATE®

EIGHT WOMEN'S COLLEGE WORLD SERIES APPEARANCES • 12 ACC CHAMPIONSHIPS

YEAR-BY-YEAR RESULTS

1990 • (47-16)

College World Series

Date	Opponent	Result	Score
Feb. 18	West Florida	W	1-0
Feb. 18	West Florida	W	1-0
Feb. 27	at Florida A&M	W	6-2
Feb. 27	at Florida A&M	W	4-0
Mar. 3	Eastern Michigan	W	1-0
Mar. 3	Eastern Michigan	W	1-0
Mar. 3	Michigan	W	1-0
Mar. 4	Michigan	L	2-3
Mar. 7	UNC-Wilmington	W	6-1
Mar. 7	UNC-Wilmington	W	5-0
Mar. 9	vs. Indiana	W	1-2
Mar. 9	vs. Iowa	L	0-5
Mar. 10	vs. Central Michigan	W	1-0
Mar. 10	at USF	W	2-1
Mar. 11	vs. Maine	W	7-0
Mar. 11	vs. Oklahoma	L	0-1
Mar. 12	Southern Illinois	W	4-0
Mar. 13	Virginia	W	1-0
Mar. 13	Virginia	W	5-0
Mar. 14	Indiana	W	1-0
Mar. 14	Indiana	W	2-0
Mar. 15	Connecticut	L	1-3
Mar. 16	Stetson	W	3-2
Mar. 16	SW Louisiana	L	1-2
Mar. 17	Oklahoma	W	3-2
Mar. 17	Adelphi	W	4-0
Mar. 18	Nebraska	W	2-1
Mar. 20	Missouri	L	1-2
Mar. 20	Missouri	L	1-2
Mar. 21	Northern Iowa	L	0-1
Mar. 21	Northern Iowa	W	4-2
Mar. 22	Princeton	W	5-0
Mar. 22	Princeton	W	6-0
Mar. 24	Georgia State	W	2-0
Mar. 24	Georgia State	W	8-0
Mar. 30	vs. Southern Miss	W	4-0
Mar. 30	vs. Georgia Tech	W	10-0
Mar. 30	vs. Wichita State	W	1-0
Mar. 31	vs. Austin Peay	W	5-1
Mar. 31	vs. Michigan State	W	2-0
Mar. 31	vs. Georgia State	L	0-1
Apr. 2	USF	W	4-1
Apr. 2	USF	W	2-0
Apr. 13	vs. Stephen F. Austin	W	5-2
Apr. 13	vs. Sam Houston	L	0-2
Apr. 14	at Oklahoma State	L	1-2
Apr. 14	vs. Texas A&M	W	3-1
Apr. 15	vs. Texas-Arlington	L	0-2
Apr. 20	vs. Southern Miss	W	11-0
Apr. 21	vs. North Carolina	W	1-0
Apr. 22	vs. East Carolina	W	7-2
Apr. 29	South Carolina	L	0-2
Apr. 29	South Carolina	W	3-0
Apr. 30	at Florida A&M	W	10-0
Apr. 30	at Florida A&M	W	2-0
May 2	at West Florida	W	2-0
May 2	at West Florida	W	6-0
NCAA South Regional			
May 18	vs. Texas A&M	W	5-0
May 18	at SW Louisiana	W	4-3
May 19	at SW Louisiana	W	2-1
College World Series			
May 23	vs. Fresno State	W	1-0
May 24	vs. Oklahoma State	L	1-4
May 24	vs. UNLV	W	4-1
May 25	vs. UCLA	L	0-3

1991 • (62-12)

College World Series

Date	Opponent	Result	Score
Feb. 14	vs. California	L	0-4
Feb. 14	vs. New Mexico	W	9-1
Feb. 15	vs. UCLA	L	2-5
Feb. 15	vs. Sacramento State	W	4-0
Feb. 16	vs. Pacific	W	4-3
Feb. 16	at Arizona	L	0-8
Feb. 17	vs. CS-Northridge	L	0-1
Feb. 23	West Florida	W	4-3
Feb. 23	West Florida	L	0-5
Feb. 24	at Georgia Southern	W	6-2
Feb. 24	at Georgia Southern	W	5-1
Feb. 26	at Florida A&M	W	8-0
Feb. 26	at Florida A&M	W	4-0
Mar. 2	at USF	W	2-0
Mar. 2	at USF	L	0-2
Mar. 4	Ball State	W	5-0
Mar. 6	Samford	W	2-1
Mar. 6	Samford	W	6-0
Mar. 8	vs. Detroit	W	9-0
Mar. 8	vs. Western Illinois	W	2-1
Mar. 8	vs. Indiana	W	3-1
Mar. 9	vs. Winthrop	W	4-1
Mar. 9	vs. Eastern Michigan	W	1-0
Mar. 10	vs. Oklahoma	W	7-1
Mar. 10	vs. South Carolina	L	3-4
Mar. 12	Connecticut	W	2-1
Mar. 12	Connecticut	W	1-0
Mar. 13	Virginia	W	9-1
Mar. 13	Virginia	W	2-1
Mar. 14	Creighton	W	3-2
Mar. 15	Miami (OH)	W	2-0
Mar. 15	East Carolina	W	13-0
Mar. 16	Western Illinois	W	2-1
Mar. 16	Rhode Island	W	6-0
Mar. 17	Winthrop	W	2-0
Mar. 17	Indiana	W	6-2
Mar. 18	Bradley	W	2-0
Mar. 20	Northern Iowa	W	3-1
Mar. 20	Northern Iowa	W	2-1
Mar. 21	Miami (OH)	L	0-8
Mar. 21	Miami (OH)	W	5-1
Mar. 27	Drexel	W	2-0
Mar. 27	Drexel	W	7-1
Mar. 28	Bowling Green	W	2-0
Mar. 28	Bowling Green	W	9-0
Mar. 30	vs. Dayton	W	3-0
Mar. 30	vs. Toledo	W	1-0
Mar. 30	vs. Northwestern	W	2-0
Mar. 31	vs. USF	W	6-5
Mar. 31	vs. Samford	W	4-0
Mar. 31	vs. North Carolina	W	5-0
Mar. 31	South Carolina	W	4-1
Apr. 5	vs. Notre Dame	W	7-0
Apr. 5	vs. USF	W	2-0
Apr. 6	vs. Winthrop	W	4-1
Apr. 6	vs. SW Louisiana	W	3-0
Apr. 8	Georgia Southern	W	4-0
Apr. 8	Georgia Southern	W	9-1
Apr. 9	Florida A&M	W	7-1
Apr. 9	Florida A&M	W	11-1
Apr. 19	vs. Virginia	L	1-2
Apr. 19	vs. Eastern Michigan	W	3-2
Apr. 21	vs. Virginia	L	0-2
May 1	at West Florida	W	1-0
May 1	at West Florida	W	7-0
May 3	vs. Connecticut	W	2-0
May 4	vs. Princeton	W	4-3
May 5	at Massachusetts	W	2-0
NCAA South Regional			
May 17	at SW Louisiana	W	1-0
May 17	vs. Oklahoma State	W	2-0
May 18	vs. Oklahoma State	W	4-3
College World Series			
May 22	vs. UCLA	L	0-1
May 23	vs. UNLV	W	3-1
May 24	vs. Fresno State	L	0-3

1992 • (63-9, 4-2 ACC)

ACC Champions
College World Series

Date	Opponent	Result	Score
Feb. 9	Samford	W	10-0
Feb. 9	Samford	W	7-0
Feb. 16	at Florida A&M	W	12-0
Feb. 16	at Florida A&M	W	10-0
Feb. 23	West Florida	W	2-0
Feb. 23	West Florida	W	2-0
Mar. 1	at Georgia Southern	W	8-0
Mar. 1	at Georgia Southern	W	13-3
Mar. 3	at Northwestern	W	10-0
Mar. 3	at Northwestern	W	1-0
Mar. 7	vs. Ball State	W	2-0
Mar. 7	vs. Ball State	W	9-0
Mar. 8	at USF	W	5-1
Mar. 8	at USF	W	3-0
Mar. 10	Robert Morris	W	1-0
Mar. 10	Robert Morris	W	14-1
Mar. 13	vs. Adelphi	W	12-2
Mar. 13	vs. Penn State	W	7-0
Mar. 13	vs. Virginia*	W	10-0
Mar. 14	vs. Samford	W	4-3
Mar. 14	vs. Hofstra	W	14-4
Mar. 15	vs. North Carolina*	W	12-1
Mar. 15	vs. Oklahoma City	W	2-1
Mar. 17	Rutgers	W	1-0
Mar. 17	Rutgers	W	8-4
Mar. 18	Virginia*	L	0-1
Mar. 18	Virginia*	W	5-2
Mar. 19	Miami (OH)	L	0-2
Mar. 19	Northern Iowa	W	2-0
Mar. 20	Bradley	W	3-2
Mar. 20	Princeton	W	7-0
Mar. 20	Bowling Green	W	4-0
Mar. 21	Adelphi	W	5-0
Mar. 21	USF	W	1-0
Mar. 22	Kent State	W	6-0
Mar. 22	Princeton	W	2-1
Mar. 23	Drexel	W	3-0
Mar. 23	Drexel	W	4-0
Mar. 24	Kent State	W	2-1
Mar. 24	Kent State	W	8-0
Mar. 26	at CS-Fullerton	L	4-5
Mar. 26	vs. Missouri	L	1-2
Mar. 27	vs. Ohio State	W	1-0
Mar. 27	vs. Arizona	L	0-2
Mar. 28	vs. Illinois State	W	7-2
Mar. 29	vs. Ohio State	L	0-3
Apr. 6	Georgia Southern	W	6-0
Apr. 6	Georgia Southern	W	2-0
Apr. 7	Florida A&M	L	7-0
Apr. 7	Florida A&M	W	6-0
Apr. 10	vs. UNC-Wilmington	W	7-1
Apr. 10	at North Carolina*	L	0-1
Apr. 11	vs. Winthrop	W	3-1
Apr. 11	vs. Georgia Tech*	W	10-0
Apr. 12	vs. East Carolina	W	5-2
Apr. 12	vs. South Carolina	W	3-2
ACC Championship			
Apr. 17	Georgia Tech	W	6-0
Apr. 17	North Carolina	W	11-0
Apr. 18	Virginia	W	11-1
Apr. 25	South Carolina	W	2-0
Apr. 25	South Carolina	W	6-0
Apr. 26	South Carolina	W	2-0
Apr. 27	at West Florida	W	6-0
Apr. 27	at West Florida	W	11-2
May 2	vs. Connecticut	W	1-0
May 2	at Massachusetts	W	3-1
May 3	vs. Connecticut	W	4-3
NCAA Regional			
May 15	at SW Louisiana	W	1-0
May 15	vs. UNLV	W	4-0
May 16	at SW Louisiana	W	1-0
College World Series			
May 21	vs. California	L	0-3
May 22	vs. Massachusetts	L	2-4

1993 • (52-9, 4-0 ACC)

ACC Champions
College World Series

Date	Opponent	Result	Score
Feb. 13	Samford	W	3-1
Feb. 13	Samford	W	3-1
Feb. 20	West Florida	W	6-1
Feb. 20	West Florida	W	3-1
Feb. 22	at Florida A&M	W	7-0
Feb. 27	Mercer	W	5-0
Feb. 27	Mercer	W	7-0
Feb. 28	USF	W	10-0
Feb. 28	USF	W	7-0
Mar. 6	at Georgia Tech*	W	3-0
Mar. 6	at Georgia Tech*	W	2-0
Mar. 9	at Florida A&M	W	10-0
Mar. 12	vs. Central Michigan	W	5-0
Mar. 12	vs. Georgia Southern	W	6-0
Mar. 13	vs. Hofstra	W	6-0
Mar. 14	vs. Iowa	W	3-0
Mar. 16	Connecticut	W	1-0
Mar. 16	Connecticut	W	8-0
Mar. 18	Northern Iowa	W	7-0
Mar. 19	Drake	W	6-0
Mar. 19	Georgia State	W	1-0
Mar. 19	SW Louisiana	L	1-2
Mar. 20	Rhode Island	W	10-0
Mar. 20	Eastern Illinois	W	7-2
Mar. 20	Virginia*	W	7-0
Mar. 21	Southern Illinois	W	1-0
Mar. 21	SW Louisiana	W	2-1
Mar. 22	Toledo	W	11-0
Mar. 22	Toledo	W	4-0
Mar. 25	vs. Fresno State	L	1-2
Mar. 25	vs. Cal Poly	W	1-0
Mar. 26	vs. Minnesota	W	3-1
Mar. 27	vs. Utah	L	2-3
Mar. 28	at CS-Fullerton	W	4-1
Apr. 6	Florida A&M	W	10-0
Apr. 6	at Florida A&M	W	4-1
Apr. 9	vs. UNC-Wilmington	W	12-0
Apr. 9	vs. Virginia*	W	3-2
Apr. 10	vs. Coastal Carolina	W	8-0
Apr. 10	vs. Hofstra	W	10-2
Apr. 11	vs. Coastal Carolina	W	9-1
Apr. 11	vs. East Carolina	W	13-0
ACC Championship			
Apr. 16	Georgia Tech	W	12-0
Apr. 16	Virginia	L	0-1
Apr. 16	Georgia Tech	W	11-0
Apr. 17	Virginia	W	2-0
Apr. 17	Virginia	W	4-2
Apr. 24	at South Carolina	L	4-6
Apr. 24	at South Carolina	W	7-0
Apr. 25	at South Carolina	W	8-0
May 1	vs. Connecticut	L	1-4
May 1	vs. USF	W	1-0
May 2	at Massachusetts	W	5-0
May 4	at West Florida	W	5-0
May 4	at West Florida	W	7-0
NCAA Regional			
May 21	Kansas	L	0-1
May 21	Iowa	W	5-3
May 22	Kansas	W	5-0
May 22	Kansas	W	2-1
College World Series			
May 27	vs. Oklahoma State	L	2-5
May 28	vs. Connecticut	L	1-2



YEAR-BY-YEAR RESULTS

1994 • (50-19, 9-2 ACC)

NCAA Regional			
Date	Opponent	Result	Score
Feb. 12	Mercer	W	9-3
Feb. 12	Mercer	W	6-0
Feb. 13	UNC-Charlotte	W	4-0
Feb. 13	UNC-Charlotte	W	7-1
Feb. 17	Georgia Southern	W	10-0
Feb. 17	Georgia Southern	W	8-0
Feb. 19	West Florida	W	10-0
Feb. 19	West Florida	W	5-0
Feb. 21	at Florida A&M	W	3-0
Feb. 26	Stetson	W	7-0
Feb. 26	Stetson	W	5-0
Feb. 28	at Mercer	W	6-0
Feb. 28	at Mercer	W	5-0
Mar. 2	Florida A&M	W	8-0
Mar. 5	South Carolina	L	2-3
Mar. 5	South Carolina	W	3-1
Mar. 6	Georgia Tech*	W	6-1
Mar. 6	Georgia Tech*	W	2-1
Mar. 11	vs. Robert Morris	L	0-1
Mar. 11	vs. Illinois-Chicago	W	3-0
Mar. 11	vs. Penn State	W	6-2
Mar. 12	vs. UCLA	L	0-3
Mar. 12	vs. Notre Dame	W	3-0
Mar. 12	vs. Virginia*	W	7-0
Mar. 13	vs. Oklahoma State	L	0-1
Mar. 15	Northern Illinois	W	3-0
Mar. 15	Northern Illinois	W	1-0
Mar. 16	Texas A&M	L	3-7
Mar. 16	Virginia*	W	4-3
Mar. 17	Princeton	W	2-1
Mar. 18	Indiana	W	3-2
Mar. 18	Louisiana Tech	W	2-0
Mar. 18	Iowa State	W	3-2
Mar. 19	Eastern Michigan	W	1-0
Mar. 19	Eastern Illinois	W	9-0
Mar. 19	Illinois State	L	2-3
Mar. 22	vs. Kansas	L	2-4
Mar. 23	vs. Northwestern	L	2-8
Mar. 23	at CS-Fullerton	L	0-7
Mar. 24	vs. SE Louisiana	L	3-12
Mar. 25	vs. Oklahoma State	L	0-1
Mar. 25	vs. Utah State	W	5-3
Mar. 30	Hofstra	W	3-2
Mar. 30	Hofstra	W	4-3
Apr. 4	at Florida A&M	W	7-0
Apr. 7	at North Carolina*	W	5-1
Apr. 7	at North Carolina*	W	6-2
Apr. 8	vs. UNC-Wilmington	W	5-0
Apr. 8	vs. UNC-Charlotte	W	8-1
Apr. 9	vs. East Carolina	L	0-1
Apr. 9	vs. Georgia Tech*	W	11-0
Apr. 10	vs. Virginia*	W	9-4
Apr. 10	vs. North Carolina*	L	0-1
Apr. 16	at Virginia*	W	8-0
Apr. 16	at Virginia*	L	4-5
Apr. 17	Florida A&M	W	8-0
ACC Championship			
Apr. 22	Georgia Tech	W	2-1
Apr. 22	Virginia	L	0-2
Apr. 23	North Carolina	W	6-5
Apr. 23	Virginia	W	1-0
Apr. 23	Virginia	L	0-3
NCAA Regional			
May 3	at West Florida	L	1-4
May 3	at West Florida	W	8-0
May 7	at Connecticut	W	4-1
May 7	at USF	W	2-0
May 11	at USF	W	4-2
May 11	at USF	W	6-5
NCAA Regional			
May 20	vs. Oklahoma	L	1-3
May 21	vs. Providence	L	0-4

1995 • (58-15, 6-0 ACC)

ACC Champions			
NCAA Regional			
Date	Opponent	Result	Score
Feb. 12	Stetson	W	8-0
Feb. 12	Stetson	W	2-0
Feb. 17	vs. Oklahoma St.	L	1-5
Feb. 17	vs. CS-Fullerton	L	5-9
Feb. 18	vs. Oregon	W	3-2
Feb. 18	vs. New Mexico St.	W	4-0
Feb. 18	vs. Illinois St.	W	10-2
Feb. 19	vs. Arizona	L	1-7
Feb. 22	Troy	W	3-1
Feb. 22	Troy	W	3-0
Feb. 25	at Georgia Tech*	W	9-4
Feb. 25	at Georgia Tech*	W	10-1
Feb. 26	at UNC-Charlotte	W	6-0
Feb. 26	at UNC-Charlotte	W	8-0
Mar. 4	Mercer	W	3-0
Mar. 4	Mercer	W	10-2
Mar. 5	North Carolina*	W	6-3
Mar. 5	North Carolina*	W	3-1
Mar. 6	Marshall	W	8-0
Mar. 6	Marshall	W	7-0
Mar. 10	vs. Indiana State	W	8-0
Mar. 10	vs. Illinois-Chicago	L	1-3
Mar. 10	vs. Iowa	L	0-4
Mar. 11	vs. Robert Morris	W	3-0
Mar. 11	vs. North Carolina	W	8-2
Mar. 11	vs. Yale	W	11-1
Mar. 12	vs. Virginia	W	2-1
Mar. 12	vs. Oklahoma State	W	7-4
Mar. 12	vs. Illinois-Chicago	W	1-0
Mar. 14	Virginia*	W	3-2
Mar. 14	Virginia*	W	3-0
Mar. 17	Samford	W	14-0
Mar. 17	Miami (OH)	W	9-1
Mar. 17	Michigan	L	1-2
Mar. 18	Northern Illinois	W	3-0
Mar. 18	Illinois-Chicago	W	3-0
Mar. 19	Iowa State	W	2-0
Mar. 19	Michigan	L	0-5
Mar. 21	Massachusetts	W	5-4
Mar. 21	Massachusetts	W	4-3
Mar. 24	at South Carolina	L	1-2
Mar. 24	at South Carolina	L	2-3
Mar. 25	vs. Hofstra	W	5-1
Mar. 25	at South Carolina	L	3-6
Mar. 25	vs. Hofstra	W	8-2
Mar. 28	Florida A&M	W	8-0
Apr. 2	USF	W	4-0
Apr. 2	USF	L	3-4
Apr. 3	at Florida A&M	W	9-0
Apr. 3	at Florida A&M	W	10-0
Apr. 7	vs. Campbell	W	4-0
Apr. 7	at North Carolina	W	15-0
Apr. 8	vs. East Carolina	W	10-2
Apr. 8	vs. Campbell	W	7-1
Apr. 9	vs. East Carolina	W	4-3
Apr. 9	at North Carolina	W	2-1
Apr. 12	Florida A&M	W	6-0
Apr. 15	at West Florida	W	8-0
Apr. 15	at West Florida	W	3-2
ACC Championship			
Apr. 21	North Carolina	W	4-0
Apr. 21	Georgia Tech	W	2-1
Apr. 22	Georgia Tech	W	5-2
ACC Championship			
Apr. 21	North Carolina	W	4-0
May 3	West Florida	W	9-3
May 3	West Florida	W	3-0
May 12	vs. USF	L	0-3
May 12	vs. South Carolina	W	5-4
May 13	at Massachusetts	L	0-8
May 13	vs. South Carolina	W	6-0
May 14	at Massachusetts	W	2-0
NCAA Regional			
May 19	vs. Nebraska	L	1-6
May 20	vs. Ohio	W	2-0
May 20	vs. Nebraska	W	6-2
May 21	at Arizona	L	0-15

1996 • (51-21, 5-3 ACC)

ACC Champions			
NCAA Regional			
Date	Opponent	Result	Score
Feb. 7	at Mercer	W	4-1
Feb. 7	at Mercer	W	5-2
Feb. 9	West Florida	W	8-0
Feb. 9	West Florida	W	8-0
Feb. 11	Georgia Southern	W	2-1
Feb. 11	Georgia Southern	W	5-0
Feb. 16	vs. UNLV	L	2-3
Feb. 16	vs. Washington	L	6-13
Feb. 16	vs. Arizona	L	4-8
Feb. 17	vs. Illinois State	W	4-1
Feb. 17	vs. Utah State	W	6-5
Feb. 18	vs. CS-Fullerton	L	11-12
Feb. 24	Stetson	W	1-0
Feb. 24	Stetson	W	6-0
Feb. 27	Florida A&M	W	8-2
Mar. 1	vs. Washington	L	1-3
Mar. 1	vs. Massachusetts	W	4-1
Mar. 2	vs. Long Beach State	L	1-2
Mar. 2	vs. Oregon	W	1-0
Mar. 3	vs. CS-Northridge	L	1-2
Mar. 5	UNC-Charlotte	W	7-1
Mar. 5	UNC-Charlotte	W	6-0
Mar. 6	Troy	W	5-2
Mar. 6	Troy	L	1-2
Mar. 8	vs. East Carolina	W	2-1
Mar. 8	vs. UT-Chattanooga	W	5-2
Mar. 8	vs. Ball State	W	4-2
Mar. 9	vs. Penn State	W	4-3
Mar. 9	vs. Indiana	W	3-1
Mar. 10	vs. Michigan State	W	6-2
Mar. 10	vs. UCLA	L	0-4
Mar. 14	Notre Dame	L	0-1
Mar. 15	Drake	W	1-0
Mar. 15	Ohio State	L	0-1
Mar. 16	Southern Illinois	L	3-4
Mar. 16	Eastern Michigan	W	7-0
Mar. 16	Massachusetts	W	3-1
Mar. 17	Michigan	L	1-6
Mar. 19	Connecticut	W	3-0
Mar. 19	Connecticut	W	6-0
Mar. 21	Bradley	W	4-1
Mar. 21	Bradley	W	7-2
Mar. 23	Georgia Tech*	W	2-0
Mar. 23	Georgia Tech*	L	1-3
Mar. 28	at Florida A&M	W	7-2
Mar. 28	at Florida A&M	W	13-0
Apr. 1	Florida A&M	W	4-0
Apr. 6	at Virginia*	W	8-0
Apr. 6	at Virginia*	W	5-4
Apr. 7	at Maryland*	W	4-0
Apr. 7	at Maryland*	W	6-2
Apr. 11	at North Carolina*	L	2-3
Apr. 11	at North Carolina*	L	4-5
Apr. 12	vs. Campbell	W	6-1
Apr. 13	vs. Florida Atlantic	L	0-1
Apr. 13	vs. South Carolina	W	4-2
Apr. 13	at North Carolina	W	2-0
Apr. 14	vs. Maryland	W	8-0
ACC Championship			
Apr. 19	vs. Georgia Tech	W	5-4
Apr. 19	vs. Maryland	W	3-0
Apr. 20	vs. North Carolina	W	3-1
ACC Championship			
Apr. 30	at West Florida	W	6-0
Apr. 30	at West Florida	W	10-0
May 3	at USF	W	1-0
May 3	at USF	L	1-4
May 5	South Carolina	W	5-1
May 5	South Carolina	L	3-5
May 6	South Carolina	W	2-1
NCAA Regional			
May 18	vs. Arizona	L	6-9
May 18	vs. USF	W	6-0
May 19	vs. Arizona	L	3-10

1997 • (45-19, 7-1 ACC)

ACC Champions			
Date	Opponent	Result	Score
Feb. 9	at Georgia Southern	W	8-0
Feb. 9	at Georgia Southern	W	5-3
Feb. 12	at Florida A&M	W	7-0
Feb. 14	vs. Nebraska	W	2-1
Feb. 14	vs. Fresno State	L	0-2
Feb. 15	vs. Oregon	L	1-6
Feb. 15	vs. Utah	L	2-6
Feb. 16	vs. Ohio State	W	7-2
Feb. 16	vs. CS-Fullerton	W	4-2
Feb. 19	at Florida	L	1-3
Feb. 19	at Florida	W	8-1
Feb. 22	Mercer	W	1-0
Feb. 22	Mercer	W	5-1
Feb. 23	Florida A&M	W	8-0
Feb. 28	vs. Northwestern	W	2-0
Mar. 1	vs. Washington	L	3-8
Mar. 1	vs. Oklahoma	W	2-1
Mar. 2	vs. UConn	W	10-3
Mar. 3	vs. Louisiana Tech	L	2-6
Mar. 7	vs. Ball State	W	4-0
Mar. 7	vs. East Carolina	W	10-0
Mar. 7	vs. Michigan State	L	2-6
Mar. 8	vs. Hofstra	L	1-2
Mar. 8	vs. Arkansas	W	4-0
Mar. 8	vs. Indiana	W	3-2
Mar. 9	vs. Iowa	L	1-7
Mar. 11	Miami (OH)	W	2-1
Mar. 13	Louisiana Tech	L	2-3
Mar. 14	Wisconsin	L	3-12
Mar. 14	UT-Chattanooga	W	3-1
Mar. 14	UConn	W	2-1
Mar. 15	Bradley	W	4-0
Mar. 15	Eastern Michigan	W	5-1
Mar. 18	UConn	L	0-1
Mar. 18	UConn	W	8-2
Mar. 23	at Georgia Tech*	W	5-1
Mar. 23	at Georgia Tech*	W	8-5
Mar. 25	Maryland*	W	1-0
Mar. 25	Maryland*	W	3-0
Mar. 27	Youngstown State	W	8-2
Mar. 27	Youngstown State	W	6-3
Apr. 2	at Troy	W	3-2
Apr. 2	at Troy	T	1-1
Apr. 4	at Florida A&M	L	1-2
Apr. 6	Virginia*	W	8-0
Apr. 6	Virginia*	L	3-6
Apr. 10	at North Carolina*	W	6-0
Apr. 10	at North Carolina*	W	12-4
Apr. 11	vs. Florida Atlantic	W	5-1
Apr. 11	vs. Campbell	W	4-1
Apr. 11	vs. Coastal Carolina	W	12-2
Apr. 13	vs. Coastal Carolina	W	2-1
Apr. 13	vs. Florida Atlantic	W	4-0
ACC Championship			
Apr. 18	vs. North Carolina	W	5-4
Apr. 18	vs. Maryland	W	4-3
Apr. 19	vs. Maryland	L	1-2
ACC Championship			
Apr. 27	Florida A&M	W	7-0
Apr. 29	at UNC Charlotte	W	6-1
Apr. 29	at UNC Charlotte	W	3-1
May 1	at Alabama	W	2-0
May 1	at Alabama	L	5-6
May 2	at Auburn	W	2-0
May 2	at Auburn	L	1-2
May 9	USF	L	3-4
May 9	USF	L	1-3



FLORIDA STATE®

EIGHT WOMEN'S COLLEGE WORLD SERIES APPEARANCES • 12 ACC CHAMPIONSHIPS

YEAR-BY-YEAR RESULTS

1998 • (51-21, 5-3 ACC)

Date	Opponent	Result	Score
Feb. 7	at Mercer	W	5-1
Feb. 7	at Mercer	W	9-1
Feb. 8	Georgia Southern	W	6-2
Feb. 8	Georgia Southern	W	3-1
Feb. 13	vs. Oregon	L	0-2
Feb. 13	vs. Purdue	W	8-1
Feb. 14	vs. Washington	W	1-0
Feb. 14	vs. Fresno State	W	2-1
Feb. 18	at West Florida	W	9-3
Feb. 18	at West Florida	W	10-6
Feb. 20	Florida A&M	W	4-2
Feb. 23	Florida A&M	W	6-0
Feb. 24	Troy	L	0-5
Feb. 24	Troy	W	5-4
Feb. 27	vs. Indiana	W	3-2
Feb. 27	vs. Arizona State	L	1-6
Feb. 28	vs. UMass	W	4-0
Feb. 28	vs. CS-Northridge	L	3-4
Mar. 1	vs. South Carolina	L	0-3
Mar. 1	vs. California	L	1-4
Mar. 5	vs. Georgia	W	6-5
Mar. 5	vs. Illinois-Chicago	L	1-3
Mar. 6	vs. Central Michigan	W	10-1
Mar. 6	vs. Purdue	W	5-4
Mar. 7	vs. Missouri	L	1-3
Mar. 7	vs. Alabama	W	4-1
Mar. 7	vs. Texas	L	1-9
Mar. 10	UNC-Charlotte	W	4-1
Mar. 10	UNC-Charlotte	W	4-1
Mar. 11	Miami (OH)	L	1-4
Mar. 11	Miami (OH)	L	1-3
Mar. 12	Purdue	L	0-1
Mar. 13	Northern Iowa	W	3-0
Mar. 13	Louisiana State	W	4-2
Mar. 13	Eastern Michigan	W	4-2
Mar. 14	Robert Morris	W	4-1
Mar. 14	Penn State	W	3-0
Mar. 14	Central Michigan	W	11-4
Mar. 15	Mississippi	W	4-2
Mar. 15	Umass	W	1-0
Mar. 17	Connecticut	W	6-4
Mar. 17	Connecticut	W	9-0
Mar. 20	North Carolina*	W	3-2
Mar. 20	North Carolina*	W	7-6
Mar. 25	Youngstown State	W	1-0
Mar. 25	Youngstown State	W	10-2
Mar. 27	vs. Wright State	W	8-3
Mar. 27	vs. Georgia State	W	8-0
Mar. 28	vs. Indiana State	W	6-1
Mar. 28	vs. Utah	W	2-1
Mar. 29	vs. Utah	L	1-4
Apr. 3	West Florida	W	2-1
Apr. 3	West Florida	W	5-3
Apr. 5	Georgia Tech*	W	3-2
Apr. 5	Georgia Tech*	W	4-1
Apr. 8	Florida	L	3-8
Apr. 8	Florida	W	5-3
Apr. 10	Florida A&M	L	1-3
Apr. 12	Auburn	W	5-1
Apr. 12	Auburn	W	8-3
Apr. 15	at Florida A&M	W	4-1
Apr. 18	at Virginia*	L	1-4
Apr. 18	at Virginia*	L	0-3
Apr. 19	at Maryland*	L	3-5
Apr. 19	at Maryland*	W	9-1

ACC Championship

Apr. 23	Maryland	W	1-0
Apr. 24	Virginia	W	10-0
Apr. 25	Virginia	W	2-1
Apr. 25	Virginia	W	-
May 6	at USF	W	2-1
May 6	at USF	L	2-3

NCAA Midwest Regional

May 15	at Oklahoma State	L	0-4
May 16	vs. Stanford	L	0-1

1999 • (40-25-1, 6-2 ACC)

Date	Opponent	Result	Score
Feb. 6	at Georgia Southern	L	1-3
Feb. 6	at Georgia Southern	W	2-0
Feb. 9	at Florida A&M	L	2-3
Feb. 12	vs. Utah State	W	12-3
Feb. 12	vs. Utah	L	1-5
Feb. 13	vs. California	L	0-4
Feb. 13	vs. Nebraska	L	1-4
Feb. 14	vs. UNLV	W	10-5
Feb. 19	Mercer	W	9-0
Feb. 19	Mercer	W	10-0
Feb. 23	at Auburn	W	4-2
Feb. 23	at Auburn	T	0-0
Feb. 26	vs. Colorado State	W	3-2
Feb. 26	vs. Nebraska	L	0-1
Feb. 27	vs. DePaul	L	3-5
Feb. 27	vs. Arizona State	L	0-2
Feb. 28	vs. Colorado State	L	4-5
Mar. 1	Campbell	W	5-0
Mar. 1	Campbell	W	2-0
Mar. 4	vs. Mississippi State	L	1-2
Mar. 5	vs. Hofstra	W	6-5
Mar. 6	vs. Michigan	L	0-5
Mar. 6	vs. Florida Atlantic	L	4-8
Mar. 7	vs. Georgia	W	5-0
Mar. 7	at USF	L	1-2
Mar. 10	Miami (OH)	W	2-0
Mar. 10	Miami (OH)	W	6-2
Mar. 12	vs. Western Illinois	L	0-1
Mar. 13	vs. Toledo	W	9-1
Mar. 13	vs. Furman	W	2-0
Mar. 14	vs. Maryland	W	2-0
Mar. 14	vs. Central Michigan	L	1-5
Mar. 16	Massachusetts	L	1-2
Mar. 16	Massachusetts	W	6-0
Mar. 18	Virginia*	W	8-2
Mar. 18	Virginia*	W	2-1
Mar. 22	Minnesota	W	5-0
Mar. 22	Minnesota	W	5-2
Mar. 24	Maryland*	W	4-1
Mar. 24	Maryland*	L	3-5
Mar. 27	Michigan State	L	0-3
Mar. 27	Troy	W	6-1
Mar. 28	Michigan State	L	4-5
Mar. 28	Troy	W	7-0
Apr. 1	at Florida A&M	W	2-1
Apr. 3	at Georgia Tech*	W	7-0
Apr. 3	at Georgia Tech*	W	8-5
Apr. 4	at Georgia	L	0-5
Apr. 4	at Georgia	W	6-0
Apr. 7	at Florida	L	0-2
Apr. 7	at Florida	W	6-4
Apr. 9	at North Carolina*	L	0-6
Apr. 9	at North Carolina*	W	8-3
Apr. 10	vs. Florida Atlantic	L	0-1
Apr. 11	vs. Southern Miss	L	0-1
Apr. 14	Florida A&M	W	10-1
Apr. 14	Florida A&M	L	3-8
Apr. 17	FIU	W	6-1
Apr. 17	FIU	W	1-0
May 4	vs. UNC-Charlotte	W	10-1
May 4	vs. UNC-Charlotte	W	12-5
May 6	USF	W	2-1
May 6	USF	W	5-1

ACC Championship

May 14	vs. North Carolina	W	2-1
May 15	vs. Virginia	W	1-0
May 16	vs. Virginia	W	3-0

2000 • (51-27, 6-2 ACC)

Date	Opponent	Result	Score
Feb. 6	Georgia Southern	W	8-0
Feb. 6	Georgia Southern	W	6-1
Feb. 9	at Florida A&M	W	9-0
Feb. 11	California	L	0-1
Feb. 12	Florida Atlantic	L	2-3
Feb. 12	Florida A&M	W	8-7
Feb. 13	Florida Atlantic	W	2-0
Feb. 13	California	L	0-1
Feb. 16	at Mercer	W	7-0
Feb. 16	at Mercer	W	7-4
Feb. 19	at Bethune-Cookman	W	9-0
Feb. 19	at Bethune-Cookman	W	1-0
Feb. 20	at Stetson	W	2-0
Feb. 20	at Stetson	W	8-2
Feb. 26	vs. Eastern Michigan	W	5-1
Feb. 26	at Florida Atlantic	W	2-0
Feb. 27	vs. Villanova	L	2-3
Feb. 27	vs. Furman	W	8-0
Mar. 3	vs. Fresno State	L	0-2
Mar. 3	vs. Harvard	W	6-2
Mar. 4	vs. Texas	L	0-1
Mar. 4	vs. Mississippi State	L	0-4
Mar. 5	vs. Louisiana	L	1-9
Mar. 7	at Pacific	L	2-5
Mar. 10	vs. UCLA	L	0-3
Mar. 10	vs. Mississippi	L	2-3
Mar. 11	vs. Cal Poly	L	4-5
Mar. 11	at Fresno State	L	1-2
Mar. 12	vs. Illinois State	W	1-0
Mar. 12	vs. Texas Tech	W	3-0
Mar. 15	Princeton	W	4-3
Mar. 15	Princeton	W	2-0
Mar. 17	Troy	W	2-1
Mar. 17	Miami of Ohio	W	8-0
Mar. 17	Kansas	L	1-4
Mar. 18	Northern Iowa	W	6-2
Mar. 18	Michigan	L	1-6
Mar. 22	Ohio	W	8-1
Mar. 22	Ohio	W	6-1
Mar. 24	vs. Louisiana	L	1-2
Mar. 24	at UT-Chattanooga	W	1-0
Mar. 25	vs. Wisconsin	W	3-0
Mar. 25	vs. Louisiana	L	2-6
Mar. 26	vs. Wisconsin	W	6-5
Mar. 26	at UT-Chattanooga	W	2-1
Apr. 1	Georgia Tech*	L	1-2
Apr. 1	Georgia Tech*	L	2-8
Apr. 2	FIU	L	2-4
Apr. 2	FIU	W	8-3
Apr. 5	Florida	W	6-3
Apr. 5	Florida	L	3-5
Apr. 8	Southern Miss	L	0-9
Apr. 8	Florida A&M	W	3-0
Apr. 9	Southern Miss	L	1-4
Apr. 9	Florida A&M	W	9-1
Apr. 12	at Florida A&M	W	7-0
Apr. 15	Auburn	W	7-0
Apr. 15	Auburn	L	4-5
Apr. 16	North Carolina*	W	10-9
Apr. 16	North Carolina*	W	5-4
Apr. 21	at East Carolina	W	1-0
Apr. 21	at East Carolina	W	7-0
Apr. 22	at Campbell	W	7-1
Apr. 22	at Campbell	W	9-1

ACC Championship

Apr. 29	Maryland	W	6-2
Apr. 30	Virginia	L	2-4
May 1	Maryland	W	3-0
May 1	Virginia	W	3-1
May 1	Virginia	W	2-0

NCAA West Regional

May 18	vs. Long Beach State	W	2-0
May 19	vs. Iowa	W	4-1
May 20	at UCLA	L	1-6
May 20	vs. Iowa	W	4-2
May 21	at UCLA	L	1-7

2001 • (58-12, 7-1 ACC)

Date	Opponent	Result	Score
Feb. 3	at Georgia Southern	W	8-0
Feb. 3	at Georgia Southern	W	4-0
Feb. 9	Florida A&M	W	1-0
Feb. 10	UT-Chattanooga	W	4-1
Feb. 10	FIU	L	1-2
Feb. 11	UT-Chattanooga	W	3-2
Feb. 11	FIU	W	3-2
Feb. 16	Kent State	L	4-8
Feb. 17	College of Charleston	W	8-0
Feb. 17	Boston College	W	1-0
Feb. 18	College of Charleston	W	9-1
Feb. 18	Boston College	W	5-4
Feb. 20	Mercer	W	4-0
Feb. 20	Mercer	W	2-0
Feb. 23	vs. Illinois	L	0-1
Feb. 23	at Florida Atlantic	L	1-2
Feb. 24	vs. Florida A&M	W	11-0
Feb. 24	vs. Maryland	W	5-3
Feb. 25	vs. Illinois	W	2-0
Feb. 25	at Florida Atlantic	W	1-0
Mar. 2	Central Michigan	W	3-1
Mar. 3	Northwestern	W	2-1
Mar. 3	Ball State	W	1-0
Mar. 4	Northwestern	W	8-2
Mar. 4	Central Michigan	W	2-0
Mar. 6	at Florida A&M	L	4-5
Mar. 9	vs. UC-Riverside	W	8-0
Mar. 9	at San Diego State	W	2-1
Mar. 14	Nebraska	L	0-3
Mar. 15	Iowa State	W	4-0
Mar. 16	Iowa State	W	6-0
Mar. 16	Syracuse	W	3-2
Mar. 17	Bethune-Cookman	W	3-2
Mar. 17	Troy	W	11-0
Mar. 20	Connecticut	W	8-0
Mar. 20	Connecticut	W	3-0
Mar. 28	Florida A&M	W	7-0
Mar. 31	at Georgia Tech*	W	7-0
Mar. 31	at Georgia Tech*	L	1-2
Apr. 1	at Georgia State	W	9-1
Apr. 1	at Georgia State	W	10-0
Apr. 6	at North Carolina*	W	2-0
Apr. 7	at North Carolina*	W	5-0
Apr. 7	vs. Florida Atlantic	W	5-4
Apr. 7	vs. East Carolina	W	2-0
Apr. 8	at North Carolina	L	2-3
Apr. 11	at Florida A&M	W	6-0
Apr. 14	at Jacksonville State	W	4-1
Apr. 14	at Jacksonville State	W	12-2
Apr. 17	Florida A&M	W	12-0
Apr. 18	at Florida	W	5-3
Apr. 18	at Florida	W	3-1
Apr. 21	East Carolina	W	9-2
Apr. 21	East Carolina	W	9-0
Apr. 28	Virginia*	W	8-0
Apr. 28	Virginia*	W	10-2
Apr. 30	at Troy	W	1-0
Apr. 30	at Troy	L	1-2
May 5	Maryland*	W	5-0
May 5	Maryland*	W	10-1

ACC Championship

May 11	vs. Maryland	W	1-1
May 12	vs. North Carolina	L	0-2
May 13	vs. Maryland	W	4-0
May 13	vs. North Carolina	L	1-4

NCAA Tallahassee Regional

May 17	Bethune-Cookman	W	6-2
May 18	Florida	W	6-2
May 19	California	L	0-1
May 19	Florida Atlantic	W	2-0
May 20	California	W	2-1
May 20	California	L	1-2



2015 FLORIDA STATE SOFTBALL



FLORIDA STATE®

1981 & 1982 AIAW NATIONAL CHAMPIONS • 27 NCAA APPEARANCES • #LTS

YEAR-BY-YEAR RESULTS

2002 • (55-20, 6-0 ACC)

College World Series

Date	Opponent	Result	Score
Feb. 3	Georgia Southern	W	7-0
Feb. 3	Georgia Southern	W	4-0
Feb. 5	at Mercer	W	2-0
Feb. 5	at Mercer	W	2-1
Feb. 8	Florida Atlantic	L	2-4
Feb. 8	Washington	L	4-6
Feb. 9	South Carolina	L	0-4
Feb. 9	Louisville	W	4-1
Feb. 15	Georgia	L	2-3
Feb. 15	Syracuse	W	6-3
Feb. 16	Penn St	W	4-0
Feb. 16	Maryland	W	2-1
Feb. 17	St. Johns	W	8-3
Feb. 22	vs. Texas Tech	L	1-4
Feb. 22	at New Mexico St.	W	5-0
Feb. 23	vs. Dayton	W	5-0
Feb. 23	at New Mexico St.	W	1-0
Feb. 24	vs. Dayton	W	12-0
Feb. 24	vs. Texas Tech	L	7-8
Feb. 27	at Florida A&M	W	7-3
Mar. 1	Kansas	W	5-4
Mar. 3	Texas	W	1-0
Mar. 3	Mississippi St.	L	0-2
Mar. 6	Pittsburgh	W	7-0
Mar. 8	Middle Tenn St.	W	2-1
Mar. 8	Iowa St	W	7-0
Mar. 9	Auburn	W	5-4
Mar. 9	Michigan	L	0-1
Mar. 9	Massachusetts	L	2-3
Mar. 11	Southern Illinois	W	2-1
Mar. 14	vs. Oklahoma	W	1-0
Mar. 14	vs. Rutgers	W	5-1
Mar. 15	at CS-Fullerton	L	1-8
Mar. 15	vs. Depaul	W	11-5
Mar. 16	vs. Washington	W	3-2
Mar. 17	vs. Texas	L	2-4
Mar. 20	Maine	W	6-2
Mar. 20	Maine	W	1-0
Mar. 22	vs. Campbell	W	8-0
Mar. 22	vs. UNC-Greensboro	W	3-1
Mar. 23	vs. Princeton	W	5-1
Mar. 23	vs. Ohio St.	L	1-2
Mar. 23	vs. UCF	W	10-2
Mar. 24	vs. Troy	L	2-4
Mar. 28	at Florida A&M	W	2-1
Apr. 6	Florida A&M	W	6-0
Apr. 6	Florida A&M	W	18-3
Apr. 11	UAB	W	9-0
Apr. 11	UAB	W	5-3
Apr. 13	Georgia Tech*	W	7-3
Apr. 13	Georgia Tech*	W	4-2
Apr. 17	Florida	L	1-7
Apr. 17	Florida	W	6-1
Apr. 20	North Carolina*	W	7-6
Apr. 20	North Carolina*	W	9-5
Apr. 28	Jacksonville State	W	3-0
Apr. 28	Jacksonville State	W	6-1
Apr. 30	at Virginia*	W	4-0
Apr. 30	at Virginia*	W	6-3
May 4	Troy	W	7-2
May 4	Troy	W	9-1
May 7	Florida Atlantic	W	3-2
May 7	Florida Atlantic	L	0-5

ACC Championship

May 10	North Carolina	W	3-2
May 11	Georgia Tech	L	0-2
May 11	North Carolina	L	2-5

NCAA Tallahassee Regional

May 16	Auburn	W	2-1
May 17	Georgia Tech	L	0-7
May 19	UT-Chattanooga	W	1-0
May 19	Georgia Tech	W	3-2
May 19	Georgia Tech	W	6-1

College World Series

May 23	vs. UCLA	W	2-1
May 24	vs. California	L	0-1
May 25	vs. Nebraska	W	4-3
May 26	vs. Arizona	L	2-6

2003 • (46-11, 8-0 ACC)

ACC Champions NCAA Regional

Date	Opponent	Result	Score
Feb. 1	at Georgia Southern	W	7-2
Feb. 1	at Georgia Southern	L	1-2
Feb. 4	Auburn	W	8-0
Feb. 4	Auburn	W	3-2
Feb. 7	Oregon	L	1-3
Feb. 7	Florida A&M	W	13-2
Feb. 8	Georgia	L	4-5(8)
Feb. 8	SE Louisiana	W	4-1
Feb. 14	Middle Tenn. St.	W	11-0
Feb. 14	Iowa State	W	3-1
Feb. 15	Middle Tenn. St.	W	6-3
Feb. 15	Iowa State	W	6-2
Feb. 18	at Florida A&M	W	5-0
Feb. 22	vs. Pacific	W	8-1
Feb. 22	vs. Oregon State	L	0-2
Feb. 23	vs. UMass	L	1-2
Feb. 26	Mercer	W	11-0
Feb. 28	Mississippi State	L	1-3
Mar. 2	Syracuse	W	6-1
Mar. 2	Pittsburgh	W	7-1
Mar. 5	at Troy	W	8-3
Mar. 5	at Troy	W	7-1
Mar. 7	Rutgers	W	6-0
Mar. 8	Winthrop	W	1-0
Mar. 8	Penn State	L	3-4
Mar. 12	vs. Long Beach State	W	4-0
Mar. 13	vs. Arizona	L	0-2
Mar. 14	vs. Louisiana	L	0-3
Mar. 22	vs. Princeton	W	5-1
Mar. 22	vs. Boston	W	2-1
Mar. 22	vs. Middle Tenn. St.	W	5-0
Mar. 23	vs. Georgia	W	4-3 (8)
Mar. 25	Maryland*	W	6-2
Mar. 25	Maryland*	W	3-2(10)
Mar. 27	at Florida A&M	W	9-2
Apr. 4	at Elon	W	6-0
Apr. 5	at North Carolina*	W	1-0
Apr. 5	at North Carolina*	W	4-0
Apr. 9	UCF	W	2-1 (9)
Apr. 9	UCF	W	2-0
Apr. 12	at Furman	W	6-0
Apr. 12	at Furman	W	12-0
Apr. 15	Florida A&M	W	8-0
Apr. 19	Jacksonville	W	9-0
Apr. 19	Jacksonville	W	2-0
Apr. 23	at Florida	W	5-0
Apr. 23	at Florida	W	7-3
Apr. 26	Virginia*	W	5-0
Apr. 26	Virginia*	W	12-1
May 4	at Georgia Tech*	W	4-0
May 4	at Georgia Tech*	W	6-0

ACC Championship

May 9	Virginia	W	10-1
May 10	Georgia Tech	W	5-3
May 11	Virginia	W	10-2

NCAA Gainesville Regional

May 15	vs. Texas-Arlington	L	0-1
May 16	vs. Oregon State	L	1-2

2004 • (62-12, 9-1 ACC)

ACC Champions College World Series

Date	Opponent	Result	Score
Feb. 7	Illinois State	W	11-3
Feb. 7	Louisville	W	8-0
Feb. 8	Minnesota	W	3-0
Feb. 8	Florida A&M	W	9-1
Feb. 11	at Mercer	W	5-1
Feb. 11	at Mercer	W	8-2
Feb. 15	Southern Miss	W	5-1
Feb. 15	Southern Miss	W	9-1
Feb. 17	Georgia Southern	W	8-1
Feb. 17	Georgia Southern	W	4-0
Feb. 20	at Jacksonville	W	3-2
Feb. 20	at Jacksonville	L	1-2
Feb. 22	Florida A&M	W	8-0
Feb. 27	vs. Army	W	10-0
Feb. 27	vs. Texas	W	2-1
Feb. 28	vs. Washington	W	7-1
Feb. 28	vs. Oklahoma	W	3-2
Feb. 29	vs. South Carolina	W	3-1
Feb. 29	vs. LSU	L	3-4
Mar. 5	Penn State	W	8-0
Mar. 5	Rhode Island	W	11-0
Mar. 6	Louisiana	L	0-1
Mar. 6	St. John's	W	7-4
Mar. 7	Connecticut	W	8-0
Mar. 9	Connecticut	W	7-4
Mar. 11	Notre Dame	W	4-3
Mar. 12	Texas A&M	W	8-0
Mar. 12	Robert Morris	W	9-1
Mar. 13	St. Joseph's	W	7-0
Mar. 13	Central Michigan	W	9-0
Mar. 13	St. Joseph's	W	14-0
Mar. 14	Michigan	W	1-0
Mar. 16	Troy	W	11-2
Mar. 16	Troy	W	6-2
Mar. 18	vs. Arizona State	W	1-0
Mar. 18	vs. Nebraska	L	0-1
Mar. 19	vs. UNLV	W	2-1
Mar. 20	vs. Fresno State	W	3-0
Mar. 20	at CS-Fullerton	W	3-0
Mar. 25	FIU	W	5-1
Mar. 25	FIU	W	11-0
Mar. 30	at Florida A&M	W	12-0
Apr. 3	Georgia Tech*	W	4-0
Apr. 3	Georgia Tech*	W	2-1
Apr. 5	at Florida A&M	W	12-0
Apr. 7	Florida	W	2-0
Apr. 10	at UCF	W	2-1
Apr. 10	at UCF	W	3-2
Apr. 14	Florida A&M	W	12-0
Apr. 17	at Virginia*	W	1-0
Apr. 17	at Virginia*	L	4-5
Apr. 18	Maryland*	W	7-0
Apr. 18	Maryland*	W	2-1
Apr. 24	North Carolina*	W	1-0
Apr. 24	North Carolina*	W	5-0
May 1	NC State*	W	8-0
May 1	NC State*	W	4-0
May 3	at Auburn	L	0-1
May 3	at Auburn	W	4-0
May 8	at Michigan	L	1-2
May 8	at Michigan	L	0-1
May 10	at Eastern Michigan	W	2-0
May 10	at Eastern Michigan	L	5-6

ACC Championship

May 14	at Georgia Tech	W	3-2
May 15	at North Carolina	W	8-0
May 16	at Georgia Tech	W	3-1

NCAA Tallahassee Regional

May 20	vs. Long Island	W	4-0
May 21	vs. CS-Northridge	W	1-0
May 22	vs. Oregon	W	5-4
May 23	vs. Oregon	L	0-1
May 23	vs. Oregon	W	2-0

College World Series

May 27	vs. California	L	2-4
May 29	vs. Washington	W	2-0
May 30	vs. LSU	L	1-2

2005 • (35-28, 11-6 ACC)

NCAA Regional

Date	Opponent	Result	Score
Feb. 9	at Florida A&M	W	5-2
Feb. 9	at Florida A&M	L	7-10
Feb. 11	Missouri	L	2-3 (9)
Feb. 11	Nicholls State	W	2-0
Feb. 12	Nicholls State	W	7-3
Feb. 12	Missouri	L	3-6
Feb. 15	at Georgia Southern	L	0-1
Feb. 15	at Georgia Southern	W	3-0
Feb. 18	South Carolina	W	4-2
Feb. 18	Syracuse	W	5-4 (8)
Feb. 19	SE Louisiana	W	6-0
Feb. 19	Syracuse	L	1-2
Feb. 25	vs. Lehigh	W	5-1
Feb. 25	vs. Michigan State	W	4-1
Feb. 26	vs. Oklahoma	L	0-3
Feb. 26	vs. Fresno State	W	2-0
Mar. 2	Maine	W	1-0
Mar. 2	Maine	W	5-2
Mar. 4	at North Carolina*	W	2-0
Mar. 4	at North Carolina*	W	6-3
Mar. 5	at North Carolina*	L	2-3
Mar. 7	at NC State*	W	5-2
Mar. 7	at NC State*	L	1-2
Mar. 11	Iowa State	W	1-0
Mar. 11	Saint Joseph's	W	4-0
Mar. 12	Radford	W	4-0
Mar. 12	Eastern Kentucky	W	13-5
Mar. 13	Southern Illinois	L	0-4
Mar. 17	vs. Texas	L	2-7
Mar. 17	vs. Long Beach State	W	5-1
Mar. 18	vs. Arizona	L	0-6
Mar. 19	vs. Syracuse	L	3-4
Mar. 26	at Georgia Tech*	L	0-2
Mar. 26	at Georgia Tech*	L	1-3
Mar. 27	at Georgia Tech*	L	0-5
Mar. 30	Jacksonville	L	2-5
Mar. 30	Jacksonville	W	11-0
Apr. 2	Virginia Tech*	W	4-2
Apr. 2	Virginia Tech*	W	3-2
Apr. 3	Virginia Tech*	W	5-2
Apr. 13	UCF	L	1-2
Apr. 13	UCF	W	1-0
Apr. 16	Maryland*	W	1-0
Apr. 16	Maryland*	L	2-7
Apr. 17	Maryland*	W	2-0
Apr. 18	Florida A&M	W	4-1
Apr. 20	Florida A&M	W	5-1
Apr. 23	Virginia*	W	5-3
Apr. 23	Virginia*	W	4-0
Apr. 24	Virginia*	W	3-2
May 1	at Troy	L	3-5
May 1	at Troy	L	1-3
May 3	at Florida	L	4-7
May 3	at Florida	L	0-2
May 6	at BYU	W	12-3
May 6	at BYU	L	2-5
May 7	at Utah	L	5-8

ACC Championship

May 12	vs. Virginia Tech	L	2-3
May 13	at Maryland	L	0-2

NCAA Auburn Regional

May 20	at Auburn	W	5-0
May 21	vs. Baylor	L	5-8
May 22	at Auburn	W	2-0
May 27	vs. Baylor	L	3-5



YEAR-BY-YEAR RESULTS

2006 • (44-30, 10-10 ACC) NCAA Super Regional

2007 • (44-25, 13-7 ACC) NCAA Regional

2008 • (38-28, 12-9 ACC) NCAA Regional

2009 • (44-16, 17-4 ACC) NCAA Regional

Date	Opponent	Result	Score
Feb. 10	Louisville	L	3-12
Feb. 10	Samford	W	7-2
Feb. 11	Nicholls State	W	11-3
Feb. 14	Georgia Southern	W	3-2
Feb. 14	Georgia Southern	W	10-2
Feb. 17	South Carolina	W	4-3
Feb. 17	Iowa State	W	5-0
Feb. 18	South Carolina	L	2-4
Feb. 18	Iowa State	W	9-1
Feb. 22	at Jacksonville	W	8-1
Feb. 22	at Jacksonville	L	1-2
Feb. 24	vs. Louisiana	L	0-14
Feb. 24	vs. Tennessee	L	0-1
Feb. 28	at Florida A&M	W	5-2
Mar. 2	Michigan	L	0-9
Mar. 3	Michigan	L	3-6
Mar. 3	Western Michigan	W	2-1
Mar. 4	Maryland	W	6-5
Mar. 4	Michigan	L	0-5
Mar. 7	Connecticut	W	8-2
Mar. 7	Connecticut	W	1-0
Mar. 10	Connecticut	W	5-2(9)
Mar. 10	Kent State	L	2-4
Mar. 11	Western Illinois	W	11-6
Mar. 11	Georgia State	W	5-2
Mar. 12	Florida A&M	W	5-3
Mar. 12	St. John's	W	7-2
Mar. 13	North Carolina*	W	2-1
Mar. 14	North Carolina*	L	3-5
Mar. 14	North Carolina*	L	1-3
Mar. 16	at CS-Fullerton	L	1-6
Mar. 16	vs. Arizona State	W	1-0 (10)
Mar. 17	vs. Notre Dame	L	0-1
Mar. 18	vs. Michigan	L	3-11
Mar. 23	FIU	W	3-1
Mar. 23	FIU	W	8-0
Mar. 25	Boston College*	L	5-7
Mar. 25	Boston College*	W	8-0
Mar. 26	Boston College*	W	7-5
Mar. 29	Florida A&M	W	9-3
Mar. 30	Auburn	L	2-7
Apr. 1	Georgia Tech*	W	9-1
Apr. 1	Georgia Tech*	L	3-8
Apr. 2	Georgia Tech*	W	7-4
Apr. 3	at Florida A&M	L	0-4
Apr. 5	Florida	W	4-0
Apr. 5	Florida	W	6-5 (8)
Apr. 9	at Virginia*	L	0-1
Apr. 9	at Virginia*	W	8-5
Apr. 12	Florida A&M	W	9-3
Apr. 15	NC State*	L	0-2
Apr. 15	NC State*	L	5-6
Apr. 16	NC State*	W	2-0
Apr. 18	Troy	W	4-3
Apr. 18	Troy	L	2-4
Apr. 21	at Virginia Tech*	L	0-2
Apr. 22	at Virginia Tech*	L	2-10
Apr. 22	at Virginia Tech*	W	9-6
May 2	at UCF	W	2-0
May 2	at UCF	W	8-2
May 6	at Maryland*	L	4-6
May 6	at Maryland*	W	4-1
May 7	at Maryland*	W	8-4
ACC Championship			
May 11	Georgia Tech	W	10-1
May 12	NC State	W	6-0
May 13	Georgia Tech	L	3-4
May 13	Georgia Tech	W	7-4
May 14	NC State	L	1-4
NCAA Athens Regional			
May 19	vs. Coastal Carolina	W	7-1
May 20	at Georgia	W	3-2
May 21	at Georgia	L	1-3
May 21	at Georgia	W	2-0
NCAA Tempe Super Regional			
May 26	at Arizona State	L	1-6
May 27	at Arizona State	L	5-1

Date	Opponent	Result	Score
Feb. 9	Samford	W	13-5
Feb. 9	Florida A&M	W	5-0
Feb. 10	Radford	W	2-1
Feb. 10	Samford	W	8-0
Feb. 13	at Georgia Southern	W	11-2
Feb. 16	Jacksonville	W	10-2
Feb. 16	Kansas	L	0-1
Feb. 17	South Carolina	W	8-3
Feb. 17	Memphis	W	8-0
Feb. 23	vs. Nebraska	W	2-1(9)
Feb. 23	vs. Mississippi State	W	4-2
Feb. 24	vs. Tennessee Tech	W	9-8(8)
Feb. 24	vs. Seton Hall	W	4-2
Feb. 25	Southern Illinois	L	1-4
Feb. 28	Michigan	L	3-4
Feb. 28	Michigan	L	2-3
Mar. 3	at NC State*	L	3-6
Mar. 3	at NC State*	W	4-0
Mar. 4	at NC State*	L	2-4
Mar. 9	Syracuse	W	8-0
Mar. 9	Georgia State	W	6-2
Mar. 10	Appalachian State	W	4-2
Mar. 10	Maine	W	9-1
Mar. 10	Florida A&M	W	9-4
Mar. 11	Southern Illinois	W	6-0
Mar. 11	Georgia	L	1-2
Mar. 13	Southern Miss	W	2-0
Mar. 13	Southern Miss	W	6-1
Mar. 15	vs. Washington	W	3-1
Mar. 15	vs. CS-Northridge	L	3-4
Mar. 16	vs. Michigan	L	2-4
Mar. 17	vs. NC State*	L	2-3
Mar. 17	at CS-Fullerton	L	3-4
Mar. 21	at Florida A&M	W	8-0
Mar. 24	Virginia Tech*	L	0-1
Mar. 24	Virginia Tech*	W	10-2
Mar. 25	Virginia Tech*	L	0-1
Mar. 28	UCF	L	0-1(12)
Mar. 28	UCF	W	8-3
Mar. 31	Maryland*	W	4-2(14)
Mar. 31	Maryland*	W	6-0
Apr. 1	Maryland*	W	8-0
Apr. 4	at Florida	L	1-5
Apr. 4	at Florida	L	3-4
Apr. 7	at Georgia Tech*	W	8-0
Apr. 7	at Georgia Tech*	L	1-9(8)
Apr. 8	at Georgia Tech*	L	6-7
Apr. 11	Florida A&M	W	9-1
Apr. 14	at Boston College*	W	9-0
Apr. 14	at Boston College*	W	6-3
Apr. 17	Jacksonville	W	8-0
Apr. 17	Jacksonville	W	3-0
Apr. 21	Virginia*	W	8-2
Apr. 21	Virginia*	W	4-2
Apr. 22	Virginia*	W	8-0
Apr. 28	at North Carolina*	L	3-4
Apr. 28	at North Carolina*	W	3-2
Apr. 29	at North Carolina*	W	6-3
May 2	at Troy	W	5-3
May 2	at Troy	W	4-2
May 3	North Florida	W	5-0
May 3	North Florida	W	2-1
May 6	at Auburn	L	2-7
ACC Championship			
May 10	vs. North Carolina	W	8-0
May 11	vs. Virginia Tech	L	0-4
May 11	vs. Maryland	W	7-4
May 12	vs. Georgia Tech	L	3-6
NCAA Tuscaloosa Regional			
May 18	vs. California	L	6-13
May 19	at Alabama	L	3-6

Date	Opponent	Result	Score
Feb. 8	Southern Miss	W	11-3
Feb. 8	Louisville	L	3-4
Feb. 9	Troy	L	1-3
Feb. 9	Louisville	W	6-4
Feb. 13	at Florida A&M	W	9-1
Feb. 15	Jacksonville	L	2-5
Feb. 16	Bethune-Cookman	W	14-3
Feb. 17	Michigan State	L	2-3
Feb. 17	UAB	W	4-1
Feb. 19	at Jacksonville	W	10-0
Feb. 19	at Jacksonville	W	3-1
Feb. 23	North Carolina*	W	2-0
Feb. 23	North Carolina*	L	1-5
Feb. 24	North Carolina*	L	4-7
Feb. 27	Troy	L	0-3
Feb. 27	Troy	W	3-2
Feb. 29	vs. Massachusetts	W	6-0
Feb. 29	vs. Hofstra	W	1-0
Mar. 1	vs. Tennessee	L	5-8
Mar. 1	vs. Texas A&M	L	0-7
Mar. 2	vs. Iowa	W	2-0
Mar. 8	Appalachian State	W	2-0
Mar. 8	Connecticut	W	7-0
Mar. 9	Georgia State	W	1-0
Mar. 9	Georgia State	W	3-0
Mar. 11	Connecticut	W	2-1
Mar. 11	Connecticut	W	2-1
Mar. 14	at Virginia*	W	9-1
Mar. 14	at Virginia*	W	8-3
Mar. 15	at Virginia*	W	5-1
Mar. 18	Lipscomb	W	5-1
Mar. 18	Lipscomb	W	11-3
Mar. 20	vs. Arizona State	W	3-2
Mar. 20	vs. Long Beach State	L	2-6
Mar. 21	vs. Arizona	L	2-13
Mar. 21	vs. Washington	L	3-4
Mar. 22	at CS-Fullerton	W	4-1
Mar. 26	Georgia Southern	W	8-0
Mar. 26	Georgia Southern	W	4-3
Mar. 29	Boston College*	W	1-0
Mar. 29	Boston College*	L	1-6
Mar. 30	Boston College*	W	6-0
Apr. 2	Florida A&M	W	18-0
Apr. 5	at Maryland*	L	1-3
Apr. 5	at Maryland*	W	3-0
Apr. 6	at Maryland*	L	3-4
Apr. 9	at UCF	L	0-2
Apr. 9	at UCF	L	1-4
Apr. 12	Georgia Tech*	L	2-5
Apr. 12	Georgia Tech*	W	10-2
Apr. 13	Georgia Tech*	L	2-6
Apr. 16	Florida	L	1-6
Apr. 16	Florida	L	4-14
Apr. 18	Virginia Tech*	L	0-3
Apr. 19	Virginia Tech*	L	1-3
Apr. 19	Virginia Tech*	W	2-0
Apr. 26	NC State*	W	1-0
Apr. 26	NC State*	W	4-3
Apr. 27	NC State*	W	10-1
Apr. 30	at Michigan	L	2-6
Apr. 30	at Michigan	L	4-8
ACC Championship			
May 8	vs. Boston College	W	5-1
May 10	vs. Virginia Tech	L	0-2
NCAA Tuscaloosa Regional			
May 15	vs. Jacksonville State	L	3-4
May 16	vs. UT-Chattanooga	W	5-3
May 16	vs. Jacksonville State	L	1-10

Date	Opponent	Result	Score
Feb. 6	vs. Iowa	W	6-0
Feb. 6	at Texas	L	2-3
Feb. 7	vs. Stephen F. Austin	W	4-3
Feb. 7	vs. Stephen F. Austin	W	10-5
Feb. 8	at Texas	W	6-4
Feb. 11	Florida A&M	W	5-0
Feb. 13	Appalachian State	W	6-0
Feb. 14	Miami (OH)	W	10-2
Feb. 15	Purdue	W	8-0
Feb. 15	Mississippi State	L	5-4
Feb. 18	South Alabama	W	6-1
Feb. 21	East Carolina	L	2-1
Feb. 21	Indiana	W	7-0
Feb. 22	UC-Riverside	W	13-2
Feb. 22	Michigan	W	6-5
Feb. 24	Michigan	L	0-1
Mar. 5	Bethune-Cookman	W	3-2
Mar. 6	Troy	W	2-0
Mar. 6	Liberty	W	11-3
Mar. 7	Middle Tenn. St.	W	6-1
Mar. 9	at North Carolina*	L	0-1
Mar. 10	at North Carolina*	W	6-2
Mar. 10	at North Carolina*	W	4-1
Mar. 12	vs. Washington	L	1-4
Mar. 12	vs. Oklahoma	L	1-3
Mar. 13	vs. Fresno State	L	0-1
Mar. 14	vs. Bowling Green	W	3-0
Mar. 15	vs. Texas	W	2-0
Mar. 18	Jacksonville	W	4-0
Mar. 18	Jacksonville	W	10-0
Mar. 23	at North Florida	W	7-0
Mar. 23	at North Florida	L	3-5
Mar. 24	at Florida A&M	W	5-1
Mar. 28	at Georgia Tech*	L	3-8
Mar. 28	at Georgia Tech*	L	0-3
Mar. 29	at Georgia Tech*	W	5-4
Apr. 4	Virginia Tech*	W	6-0
Apr. 4	Virginia Tech*	W	3-2
Apr. 5	Virginia Tech*	L	0-2
Apr. 7	Troy	W	8-0
Apr. 7	Troy	W	1-0
Apr. 8	at Florida	L	3-4
Apr. 11	Maryland*	W	1-0
Apr. 11	Maryland*	W	8-0
Apr. 12	Maryland*	W	1-0
Apr. 18	at NC State*	W	10-1
Apr. 18	at NC State*	W	1-0
Apr. 19	at NC State*	W	1-0
Apr. 25	Virginia*	W	3-1
Apr. 25	Virginia*	W	12-4
Apr. 26	Virginia*	W	5-1
May 2	at Boston College*	W	2-0
May 2	at Boston College*	W	1-0
May 3	at Boston College*	W	4-0
ACC Championship			
May 8	vs. Boston College	W	2-0
May 9	vs. North Carolina	W	4-1
May 10	vs. Georgia Tech	L	1-3
NCAA Tallahassee Regional			
May 15	vs. Oklahoma State	L	0-1
May 16	vs. Mississippi State	W	5-0
May 16	vs. Oklahoma State	L	0-1



YEAR-BY-YEAR RESULTS

2010 • (44-18, 12-9 ACC)

NCAA Regional

Date	Opponent	Result	Score
Feb. 11	Southern Miss	L	1-2
Feb. 13	Bowling Green	W	9-0
Feb. 13	Iona	W	9-1
Feb. 14	Mercer	W	2-1
Feb. 14	Bowling Green	W	8-1
Feb. 17	at Florida A&M	W	9-2
Feb. 19	Coastal Carolina	W	4-0
Feb. 20	South Dakota State	W	12-0
Feb. 20	Gardner-Webb	W	7-0
Feb. 20	Gardner-Webb	W	5-0
Feb. 21	South Dakota State	W	6-0
Feb. 24	at Jacksonville	W	8-0
Feb. 26	vs. Illinois	L	3-4
Feb. 26	vs. Southern Illinois	W	9-1
Feb. 27	vs. Miss. Valley State	W	8-3
Feb. 27	vs. Hofstra	W	8-0
Feb. 28	vs. Kent State	W	6-0
Mar. 5	vs. Eastern Michigan	W	8-0
Mar. 5	at Florida Atlantic	W	6-3
Mar. 6	vs. Connecticut	W	5-4
Mar. 6	vs. Michigan State	W	3-1
Mar. 7	vs. Miami (OH)	W	4-0
Mar. 9	vs. Michigan State	W	7-0
Mar. 13	North Carolina*	L	0-5
Mar. 13	North Carolina*	W	2-1
Mar. 14	North Carolina*	L	4-5
Mar. 16	FIU	W	8-3
Mar. 16	FIU	W	7-2
Mar. 18	Auburn	L	0-1
Mar. 19	vs. Texas Tech	L	1-2
Mar. 20	vs. Long Island	W	6-0
Mar. 20	vs. Northern Illinois	W	7-1
Mar. 21	vs. Syracuse	W	3-0
Mar. 24	at Georgia	W	4-3
Mar. 27	Boston College*	W	4-0
Mar. 27	Boston College*	W	6-0
Mar. 28	Boston College*	W	11-3
Apr. 3	at Maryland*	W	2-0
Apr. 3	at Maryland*	W	3-2
Apr. 4	at Maryland*	L	2-6
Apr. 7	at UCF	W	6-1
Apr. 10	NC State*	W	4-2
Apr. 10	NC State*	W	5-0
Apr. 11	NC State*	L	1-3
Apr. 14	Florida	L	4-8
Apr. 14	Florida	L	2-9
Apr. 17	at Virginia Tech*	L	7-8
Apr. 17	at Virginia Tech*	L	4-5
Apr. 18	at Virginia Tech*	W	3-1
Apr. 21	at South Alabama	W	2-0
Apr. 24	Georgia Tech*	L	1-14
Apr. 24	Georgia Tech*	W	6-2
Apr. 25	Georgia Tech*	L	2-5
May 1	at Virginia*	L	1-2
May 1	at Virginia*	W	9-6
May 2	at Virginia*	W	2-1

ACC Championship

May 14	vs. Maryland	W	3-0
May 15	at Virginia Tech	W	5-3
May 16	vs. Georgia Tech	L	4-8

NCAA Athens Regional

May 21	vs. Radford	W	10-1
May 22	at Georgia	L	2-5
May 22	vs. Radford	L	2-3

2011 • (32-28, 9-11 ACC)

ACC Champions NCAA Regional

Date	Opponent	Result	Score
Feb. 11	UNC-Greensboro	L	0-1
Feb. 11	St. John's	L	5-11
Feb. 12	Hofstra	W	5-1
Feb. 12	UNC-Greensboro	W	13-3
Feb. 13	Hofstra	L	0-2
Feb. 15	Florida A&M	W	8-5
Feb. 18	Georgia Southern	W	6-4
Feb. 18	Middle Tennessee	W	10-3
Feb. 19	Kentucky	W	2-0
Feb. 19	Middle Tennessee	W	11-1
Feb. 20	Kentucky	L	2-7
Feb. 24	vs. BYU	W	6-4
Feb. 24	vs. Oregon State	L	5-6
Feb. 25	vs. Northwestern	L	0-3
Feb. 26	vs. Long Beach State	W	4-1
Feb. 26	vs. San Diego State	L	2-10
Mar. 5	Wisconsin	W	7-1
Mar. 5	Utah	L	4-5
Mar. 6	Utah	W	7-3
Mar. 6	Wisconsin	W	9-0
Mar. 8	at Auburn	L	3-5
Mar. 11	vs. Mississippi State	L	8-9
Mar. 12	at Alabama	L	0-8
Mar. 12	vs. Mississippi State	L	7-8
Mar. 13	at Alabama	L	2-9
Mar. 16	South Alabama	W	6-0
Mar. 19	at NC State*	W	3-2
Mar. 19	at NC State*	L	2-4
Mar. 20	at NC State*	W	7-2
Mar. 23	at Florida A&M	W	9-2
Mar. 26	at North Carolina*	L	0-1
Mar. 26	at North Carolina*	L	2-3
Mar. 27	at North Carolina*	L	0-4
Apr. 2	Virginia Tech*	W	1-0
Apr. 2	Virginia Tech*	L	1-2
Apr. 6	at UCF	L	1-2
Apr. 9	Virginia*	W	8-0
Apr. 9	Virginia*	L	1-2
Apr. 10	Virginia*	W	6-1
Apr. 12	Mercer	W	5-4
Apr. 12	Mercer	W	3-0
Apr. 13	North Florida	W	9-7
Apr. 13	North Florida	W	6-1
Apr. 16	at Boston College*	W	7-1
Apr. 16	at Boston College*	W	11-4
Apr. 23	Maryland*	L	0-1
Apr. 23	Maryland*	L	4-7
Apr. 24	Maryland*	W	5-0
May 4	at Florida	L	0-1
May 7	at Georgia Tech*	L	3-11
May 7	at Georgia Tech*	L	2-7
May 8	at Georgia Tech*	W	9-4

ACC Championship

May 13	vs. Virginia Tech	W	9-2
May 14	vs. Virginia	W	12-5
May 15	vs. North Carolina	W	4-1

NCAA Athens Regional

May 20	vs. UAB	L	0-2
May 21	vs. Georgia State	W	6-1
May 21	vs. UAB	W	13-1
May 22	at Georgia	L	2-10

2012 • (47-16, 16-5 ACC)

NCAA Regional

Date	Opponent	Result	Score
Feb. 10	Stephen F. Austin	W	4-3 (8)
Feb. 10	Mississippi	W	10-6
Feb. 11	Tennessee Tech	W	5-2
Feb. 11	Tennessee Tech	W	8-0
Feb. 12	Mississippi	W	8-0
Feb. 17	Western Carolina	W	9-1
Feb. 18	Coastal Carolina	W	6-1
Feb. 18	North Dakota State	W	2-1
Feb. 19	Mercer	W	3-0
Feb. 22	UCF	W	6-2(9)
Feb. 24	vs. St. John's	W	5-1
Feb. 24	vs. Wisconsin	W	6-2
Feb. 25	vs. Southern Illinois	W	2-0
Feb. 25	vs. Marshall	W	4-1
Feb. 26	vs. Wisconsin	W	2-1
Mar. 2	vs. UC Santa Barbara	W	5-1
Mar. 3	vs. Radford	L	2-3
Mar. 3	at Hawaii	L	1-2
Mar. 4	vs. UC Santa Barbara	W	13-4
Mar. 4	at Hawaii	L	0-1
Mar. 10	NC State*	W	7-1
Mar. 10	NC State*	W	8-0
Mar. 11	NC State*	W	6-0
Mar. 13	UT-Chattanooga	W	1-0
Mar. 17	vs. Northwestern	W	1-0
Mar. 17	vs. Fairfield	W	2-0
Mar. 18	vs. Rutgers	L	0-1
Mar. 18	at USF	L	1-2
Mar. 20	Jacksonville	W	6-0
Mar. 20	Jacksonville	W	7-1
Mar. 21	at Florida A&M	W	10-1
Mar. 24	at Virginia*	W	5-0
Mar. 24	at Virginia*	W	2-0
Mar. 25	at Virginia*	W	3-1
Mar. 29	Florida Gulf Coast	W	5-0
Mar. 29	Florida Gulf Coast	W	7-1
Apr. 1	North Carolina*	W	8-3
Apr. 1	North Carolina*	L	2-4
Apr. 2	North Carolina*	W	3-1
Apr. 4	Florida	L	1-9
Apr. 6	at Virginia Tech*	L	5-11
Apr. 7	at Virginia Tech*	W	7-3
Apr. 7	at Virginia Tech*	W	3-1
Apr. 10	Florida A&M	W	5-3
Apr. 12	South Alabama	L	1-3
Apr. 15	Georgia Tech*	L	4-5
Apr. 15	Georgia Tech*	W	7-6
Apr. 16	Georgia Tech*	W	4-3
Apr. 18	at LSU	W	8-1
Apr. 19	at Troy	L	3-4
Apr. 21	Boston College*	W	12-4
Apr. 22	Boston College*	W	2-0
Apr. 22	Boston College*	W	5-0
May 1	at North Florida	W	8-1
May 1	at North Florida	W	5-0
May 5	at Maryland*	W	4-3
May 5	at Maryland*	L	1-4
May 6	at Maryland*	W	L3-4 (10)

ACC Championship

May 10	vs. NC State	W	6-2
May 11	vs. Georgia Tech	L	1-9

NCAA Los Angeles Regional

May 18	vs. San Diego State	L	0-1
May 19	vs. UCLA	W	2-1
May 19	vs. San Diego State	L	0-1

2013 • (44-19, 18-2 ACC)

NCAA Super Regional

Date	Opponent	Result	Score
Feb. 8	Florida A&M	W	4-0
Feb. 9	North Florida	W	3-1
Feb. 10	Bethune-Cookman	W	20-0
Feb. 10	Jacksonville	W	8-0
Feb. 15	Tulsa	L	2-3(8)
Feb. 15	Arkansas	W	9-1
Feb. 16	Hofstra	W	9-1
Feb. 16	Hofstra	W	4-0
Feb. 17	Tulsa	L	1-4
Feb. 20	at UCF	W	10-3
Feb. 22	vs. LIU Brooklyn	W	15-1
Feb. 22	vs. Washington	L	0-2
Feb. 23	vs. Oklahoma	L	0-6
Feb. 24	vs. Nebraska	L	0-2
Feb. 24	vs. Stanford	L	1-3
Feb. 28	Troy	W	12-6
Mar. 1	Southern Miss	L	1-2
Mar. 1	Troy	L	3-6
Mar. 2	Appalachian State	W	8-7
Mar. 2	Appalachian State	W	3-0
Mar. 3	Troy	W	8-0
Mar. 9	at NC State*	W	4-0
Mar. 9	at NC State*	W	11-2
Mar. 10	at NC State	W	2-0
Mar. 12	FIU	W	11-2
Mar. 12	FIU	W	7-4
Mar. 13	Tennessee State	W	8-0
Mar. 15	Minnesota	L	2-3
Mar. 16	Georgia Southern	W	4-0
Mar. 17	Minnesota	W	4-3
Mar. 17	Georgia Southern	W	12-3
Mar. 19	at Auburn	W	6-3
Mar. 22	North Carolina*	L	4-5
Mar. 24	North Carolina*	W	9-1
Mar. 24	North Carolina*	W	3-1
Mar. 27	at Florida	L	3-7(8)
Mar. 30	at Maryland*	L	4-5
Mar. 30	at Maryland*	W	13-1
Mar. 31	at Maryland*	W	14-9
Apr. 3	LSU	L	4-5
Apr. 6	Boston College*	W	10-0
Apr. 6	Boston College*	W	4-0
Apr. 7	Boston College*	W	7-3
Apr. 10	at South Alabama	L	0-4
Apr. 14	Virginia*	W	3-2(8)
Apr. 14	Virginia*	W	10-2
Apr. 15	Virginia*	W	2-0
Apr. 17	Florida	L	0-8
Apr. 20	at Virginia Tech*	W	4-2
Apr. 20	at Virginia Tech*	W	11-0
Apr. 21	at Virginia Tech*	W	4-3
Apr. 27	at Georgia Tech*	W	4-1(8)
Apr. 27	at Georgia Tech*	W	8-0

ACC Championship

May 9	vs. Boston College	W	6-0
May 10	vs. North Carolina	W	3-0
May 11	vs. NC State	L	0-1

NCAA Mobile Regional

May 17	vs. Mississippi State	W	5-2
May 18	vs. South Alabama	W	2-1
May 19	vs. South Alabama	L	0-3
May 19	vs. South Alabama	W	7-6(8)

NCAA Austin Super Regional

May 25	vs. Texas	L	2-3
May 26	vs. Texas	L	0-4



YEAR-BY-YEAR RESULTS

2014 • (55-9, 24-3 ACC)

ACC Championships

College World Series

Date	Opponent	Result	Score
Feb. 7	vs. Nebraska	L	3-4
Feb. 7	at New Mexico State	W	11-0
Feb. 8	vs. UTEP	W	8-0
Feb. 8	vs. St. Mary's	W	12-3
Feb. 9	vs. Nebraska	W	5-1
Feb. 14	Southern Miss	W	5-1
Feb. 14	North Dakota State	W	4-1
Feb. 15	North Dakota State	W	9-0
Feb. 15	Southern Miss	W	11-0
Feb. 16	Southern Miss	W	12-0
Feb. 16	North Dakota State	W	5-0
Feb. 19	UCF	W	6-1
Feb. 21	Charleston Southern	W	8-2
Feb. 22	UC Santa Barbara	W	5-2
Feb. 26	at Auburn	W	5-4
Feb. 28	vs. Houston	W	7-1
Feb. 28	vs. Purdue	W	2-1
Mar. 1	vs. Purdue	W	4-1
Mar. 1	at Alabama	L	0-1
Mar. 2	at Alabama	W	5-1
Mar. 8	at Virginia*	L	9-11
Mar. 8	at Virginia*	W	8-0
Mar. 9	at Virginia*	W	15-0
Mar. 11	vs. Virginia Tech*	W	12-0
Mar. 11	vs. Virginia Tech*	L	4-5
Mar. 12	at Florida Gulf Coast	W	5-0
Mar. 15	NC State*	W	4-1
Mar. 15	NC State*	W	4-2
Mar. 16	NC State*	W	5-1
Mar. 19	at UNF	W	11-1
Mar. 19	at UNF	W	8-0
Mar. 22	at Boston College*	W	5-1
Mar. 22	at Boston College*	W	5-1
Mar. 23	at Boston College*	W	8-0
Mar. 26	Florida A&M	W	8-0
Mar. 30	at North Carolina*	W	6-0
Mar. 30	at North Carolina*	W	5-3
Mar. 31	at North Carolina*	W	5-1
Apr. 2	at Florida	W	3-2 (8)
Apr. 5	Maryland*	W	10-2
Apr. 5	Maryland*	W	14-6
Apr. 6	Maryland*	W	7-5
Apr. 9	Florida	L	2-4
Apr. 13	at Notre Dame*	L	5-8
Apr. 13	at Notre Dame*	W	9-7 (9)
Apr. 16	at Pitt*	W	5-2
Apr. 16	at Pitt*	W	10-3
Apr. 19	Syracuse*	W	7-1
Apr. 19	Syracuse*	W	5-0
Apr. 20	Syracuse*	W	9-1
Apr. 26	Georgia Tech*	W	5-1
Apr. 26	Georgia Tech*	W	4-0
Apr. 27	Georgia Tech*	W	3-0

ACC Championship

May 8	vs. Georgia Tech	W	11-5
May 9	vs. North Carolina	W	9-1
May 10	vs. Notre Dame	W	3-1

NCAA Tallahassee Regional

May 16	vs. Fordham	W	6-1
May 17	vs. USF	W	2-0 (11)
May 18	vs. USF	W	2-1

NCAA Tallahassee Super Regional

May 22	vs. Michigan	L	3-17
May 23	vs. Michigan	W	6-0
May 23	vs. Michigan	W	4-2

Women's College World Series

May 29	vs. Oregon	L	0-3
May 31	vs. Baylor	L	2-7

* - Conference Game



FLORIDA STATE®

1981 & 1982 AIAW NATIONAL CHAMPIONS • 27 NCAA APPEARANCES • #LTS

SERIES RECORDS

ACC SERIES RECORDS

BOSTON COLLEGE: (FSU LEADS 28-2)

Home: 16-2...Away: 7-0...Neutral: 5-0
ACC: 23-2

2001	W	1-0	H
	W	5-4	H
2006	L	5-7	H*
	W	8-0 (6)	H*
	W	7-5	H*
2007	W	9-0	A*
	W	6-3	A*
2008	W	1-0	H*
	L	1-6	H*
	W	6-0	H*
	W	5-1	N#
2009	W	2-0	A*
	W	1-0	A*
	W	4-0	A*
	W	2-0	N#
2010	W	4-0	H*
	W	6-0	H*
	W	11-3	H*
2011	W	7-1	A*
	W	11-4	A*
2012	W	12-4	H*
	W	2-0	H*
	W	5-0	H*
2013	W	10-0	H*
	W	4-0	H*
	W	7-3	H*
	W	6-0	H#
2014	W	5-1	N*
	W	5-1	N*
	W	8-0	N*

GEORGIA TECH: (FSU LEADS 52-26)

Home: 20-9...Away: 16-10...Neutral: 16-7
ACC: 40-16

1990	W	10-0	N
1992	W	10-0	N*
	W	6-0	N#
1993	W	3-0	A*
	W	2-0	A*
	W	12-0	N#
	W	11-0	N#
1994	W	6-1	H*
	W	2-1	H*
	W	11-0	N*
	W	2-1	N#
1995	W	9-4	A*
	W	10-1	A*
	W	2-1	N#
	W	5-2	N#
1996	W	2-0	H*
	L	1-3	H*
	W	5-4	N#
1997	W	5-1	A*
	W	8-5	A*
1998	W	3-2	H*
	W	4-1	H*
1999	W	7-0	A*
	W	8-5	A*
2000	L	1-2	H*
	L	2-8	H*
2001	W	7-0	A*
	L	1-2 (8)	A*
2002	W	7-3	H*
	W	4-2	H*
	L	0-2	N#
	L	0-7	N^
	W	3-2 (9)	N^
	W	6-1	N^
2003	W	4-0	A*
	W	6-0	A*
	W	5-3	N#
2004	W	4-0	H*
	W	2-1	H*
	W	3-2	H*
	W	4-0	H#
2005	L	0-2	A*
	L	1-3	A*
	L	0-5	A*
2006	W	9-1 (5)	H*
	L	3-8	H*
	W	7-4	H*
	W	10-1 (5)	N#
	L	3-4	N#
	W	7-4	N#
2007	W	8-0	A*
	L	9-1 (6)	A*

	L	7-6	A*
	L	6-3	N#
2008	L	2-5	H*
	W	10-2	H*
	L	2-6	H*
2009	L	3-8	A*
	L	0-3	A*
	W	5-4	A*
	L	3-1	N#
2010	L	1-14	H*
	W	6-2	H*
	L	2-5	H*
	L	4-8	N#
2011	L	3-11	A*
	L	2-7	A*
	W	9-4	A*
2012	L	4-5	H*
	W	7-6	H*
	W	4-3	H*
	L	1-9	N#
2013	W	4-1 (8)	A*
	W	8-0	A*
2014	W	5-1	H*
	W	4-0	H*
	W	3-0	H*
	W	11-5	N#

LOUISVILLE: (FSU LEADS 3-2)

Home: 2-2...Away: 0-0...Neutral: 1-0
ACC 0-0

2002	W	4-1	N
2004	W	8-0	H
2006	L	3-12 (6)	H
2008	L	3-4	H
	W	6-4	H

NORTH CAROLINA: (FSU LEADS 63-24)

Home: 21-9...Away: 23-11...Neutral: 19-4
ACC: 35-18

1984	W	1-0	A
	W	5-0	A
	W	3-1	N
1986	W	1-0	N
1988	W	4-2	H
	W	8-4	H
	W	2-1 (8)	N
1989	L	1-2	H
	W	3-1	N
1990	W	1-0	N
1991	W	5-0	N
1992	W	12-1	N*
	L	0-1	A*
	W	11-0	N#
1994	W	5-1	A*
	W	6-2	A*
	L	0-1	A*
	W	6-5	N#
1995	W	6-3	H*
	W	3-1	H*
	W	8-2	N
	W	15-0	A
	W	2-1	A
	W	4-0	N#
1996	L	2-3	A*
	L	4-5	A*
	W	2-0	N
1997	W	3-1	N#
	W	6-0	A*
	W	12-4	A*
	W	5-4	N#
1998	W	3-2	H*
	W	7-6	H*
1999	L	0-6	A*
	W	8-3	A*
	W	2-1	N#
2000	W	10-9	H*
	W	5-4	H*
2001	W	2-0	A*
	W	5-0	A*
	L	2-3 (8)	N
	L	0-2	N#
	L	1-4	N#
2002	W	7-6 (8)	H*
	W	9-5	H*
	W	3-2	N#
	L	2-5	N#
2003	W	1-0	A*
	W	4-0	A*
2004	W	1-0	H*
	W	5-0	H
	W	8-0	H#
2005	W	2-0	A*
	W	6-3	A*

	L	2-3	A*
2006	W	2-1	H*
	L	3-5	H*
	L	1-3	H*
2007	L	4-3	A*
	W	3-2	A*
	W	6-3	A*
	W	8-0 (5)	N#
2008	W	2-0	H*
	L	1-5	H*
	L	4-7	H*
2009	L	1-0	A*
	W	6-2	A*
	W	4-1	A*
	W	4-1	A#
2010	L	0-5 (8)	H*
	W	2-1	H*
	L	4-5 (11)	H*
2011	L	0-1	A*
	L	2-3	A*
	L	0-4	A*
	W	4-1	N#
2012	W	8-3	H*
	L	2-4	H*
	W	3-1	H*
2013	L	4-5	H*
	W	9-1	H*
	W	3-1	H*
	W	3-0	H#
2014	W	6-0	A*
	W	5-3	A*
	W	5-1	A*
	W	9-1	N#

NC STATE: (FSU LEADS 26-10)

Home: 14-4...Away: 10-4...Neutral: 2-2
ACC: 19-6

2004	W	8-0	H*
	W	4-0	H*
2005	W	5-2	A*
	L	1-2	A*
2006	L	0-2 (9)	H*
	L	5-6	H*
	W	2-0	H*
	W	6-0	N#
	L	1-4	N#
2007	L	6-3	N
	W	4-0	A*
	L	4-2	A*
	L	3-2	A*
2008	W	1-0	H*
	W	4-3	H*
	W	10-1	H*
2009	W	10-1	A*
	W	1-0	A*
	W	1-0	A*
2010	W	4-2	H*
	W	5-0	H*
	L	1-3	H*
2011	W	3-2	A*
	L	2-4	A*
	W	7-2	A*
2012	W	7-1	H*
	W	8-0	H*
	W	6-0	H*
	W	6-2	N#
2013	W	4-0	A*
	W	11-1	A*
	W	2-0	A*
	L	0-1	H#
2014	W	4-1	H*
	W	4-2	H*
	W	5-1	H*

NOTRE DAME: (FSU LEADS 5-3)

Home: 1-1...Away: 1-1...Neutral: 3-1
ACC: 1-1

1991	W	7-0	N
1994	W	3-0	N
1996	L	0-1	H
2004	W	4-3	H
2006	L	0-1	N
2014	L	5-8	A*
	W	9-7 (9)	A*
	W	3-1	N#

PITT: (FSU LEADS 4-0)

Home: 2-0...Away: 2-0...Neutral: 0-0
ACC: 2-0

2002	W	7-0	H
------	---	-----	---

2003	W	7-1	H
2014	W	5-2	A*
	W	10-3	A*

SYRACUSE: (FSU LEADS 9-2)

Home: 7-1...Away: 0-0...Neutral: 2-1
ACC: 3-0

2001	W	3-2	H
2002	W	6-3	N
2003	W	6-1	H
2005	W	5-4 (8)	H
	L	1-2	H
	L	3-4 (8)	N
2007	W	8-0	H
2010	W	3-0	N
2014	W	7-1	H*
	W	5-0	H*
	W	9-1	H*

VIRGINIA: (FSU LEADS 75-18)

Home: 38-5...Away: 19-7...Neutral: 18-6
ACC: 49-10

1986	W	4-0	H
	L	1-2	H
1987	W	7-0	H
	L	2-5	H
1988	W	4-0	N
	W	5-0	H
	W	7-1	H
1989	W	4-2	H
	W	5-1	H
	W	2-0	N
1990	W	1-0	H
	W	5-0	H
1991	W	9-1	H
	W	2-1	H
	L	1-2	N
	L	0-2	N
1992	W	10-0	N*
	L	0-1	H*
	W	5-2	H*
	W	11-1	N#
1993	W	7-0	H*
	W	3-2	N*
	L	0-1	N#
	W	2-0	N#
1994	W	7-0	N*
	W	4-3	H*
	W	9-4	N*
	W	8-0	A*
	L	4-5	A*
	L	0-2	N#
	W	1-0	N#
	L	0-3	N#
1995	W	2-1	N
	W	3-2	H*
	W	3-0	H*
1996	W	8-0	A*
	W	5-4	A*
1997	W	8-0	H*
	L	3-6	H*
1998	L	1-4	A*
	L	0-3	A*
	W	10-0	N#
	W	2-1	N#
1999	W	8-2	H*
	W	2-1	H*
	W	1-0	N#
	W	3-0	N#
2000	L	2-4	N#
	W	3-1	N#
	W	2-0	N#
	W	3-2	A*
	W	6-2	A*
2001	W	8-0	H*
	W	10-2	H*
2002	W	4-0	A*
	W	6-3	A*
2003	W	5-0	H*
	W	12-1	H*
	W	10-1	H#
	W	10-2	H#
2004	W	1-0	A*
	L	4-5	A*
2005	W	5-3	H*
	W	4-0	H*
	W	3-2	H*
2006	L	0-1	A*
	W	8-5	A*
2007	W	8-2	H*
	W	4-2	H*
	W	8-0	H*



SERIES RECORDS

2008.....	W.....	9-1.....	A*
	W.....	8-3.....	A*
	W.....	5-1.....	A*
2009.....	W.....	3-1.....	H*
	W.....	12-4.....	H*
	W.....	5-1.....	H*
2010.....	L.....	1-2.....	A*
	W.....	9-6.....	A*
	W.....	2-1.....	A*
2011.....	W.....	8-0.....	H*
	L.....	1-2.....	H*
	W.....	6-1.....	H*
	W.....	12-5.....	N#
2012.....	W.....	5-0.....	A*
	W.....	2-0.....	A*
	W.....	3-1.....	A*
2013.....	W.....	3-2 (8).....	H*
	W.....	10-2.....	H*
	W.....	2-0.....	H*
2014.....	L.....	9-11.....	A*
	W.....	8-0.....	A*
	W.....	15-0.....	A*

VIRGINIA TECH: (FSU LEADS 18-16)

Home: 7-5...Away: 8-7...Neutral: 3-4
ACC: 16-13

2005.....	W.....	4-2.....	H*
	W.....	3-2.....	H*
	W.....	5-2.....	H*
	L.....	2-3 (14).....	N#
2006.....	L.....	0-2.....	A*
	L.....	2-10 (5).....	A*
	W.....	9-6.....	A*
2007.....	L.....	0-1.....	H*
	W.....	10-2.....	H*
	L.....	0-1.....	H*
	L.....	0-4.....	N#
2008.....	L.....	0-3.....	A*
	L.....	1-3.....	A*
	W.....	2-0.....	A*
	L.....	0-2.....	N#
2009.....	W.....	6-0.....	H*
	W.....	3-2.....	H*
	L.....	0-2.....	H*
2010.....	L.....	7-8.....	A*
	L.....	4-5.....	A*
	W.....	3-1.....	A*
	W.....	5-3.....	N#
2011.....	W.....	1-0.....	H*
	L.....	1-2 (10).....	H*
	L.....	3-4 (8).....	H*
	W.....	9-2.....	N#
2012.....	L.....	5-11.....	A*
	W.....	7-3.....	A*
	W.....	3-1.....	A*
2013.....	W.....	4-2.....	A*
	W.....	11-0.....	A*
	W.....	4-3.....	A*
2014.....	W.....	12-0.....	N*
	L.....	4-5.....	N*

NON-CONFERENCE

ADELPHI: (FSU LEADS 5-1)

Home: 2-0...Away: 0-0...Neutral: 3-1			
1985.....	L.....	0-2.....	N
1987.....	W.....	1-0 (9).....	N^
	W.....	3-1 (13).....	N^
1990.....	W.....	4-0.....	H
1992.....	W.....	12-2.....	N
	W.....	5-0.....	H

ALABAMA: (ALABAMA LEADS 5-3)

Home: 0-0...Away: 2-5...Neutral: 1-0			
1997.....	W.....	2-0.....	A
	L.....	5-6.....	A
1998.....	W.....	4-1.....	N
2007.....	L.....	3-6.....	A^
2011.....	L.....	0-8.....	A
	L.....	2-9.....	A
2014.....	L.....	0-1.....	A
	W.....	5-1.....	A

APPALACHIAN STATE: (FSU LEADS 5-0)

Home: 4-0...Away: 0-0...Neutral: 1-0			
2007.....	W.....	4-2.....	N
2008.....	W.....	2-0.....	H
2009.....	W.....	6-0.....	H
2013.....	W.....	8-7.....	H
	W.....	3-0.....	H

ARIZONA: (ARIZONA LEADS 11-0)

Home: 0-0...Away: 0-2...Neutral: 0-9			
1991.....	L.....	0-8.....	A
1992.....	L.....	0-2.....	N
1995.....	L.....	1-7.....	A
	L.....	0-15.....	N^
1996.....	L.....	4-8.....	N
	L.....	6-9.....	N^
	L.....	3-10.....	N^
2002.....	L.....	2-6 (11).....	N%
2003.....	L.....	0-2.....	N
2005.....	L.....	0-6.....	N
2008.....	L.....	2-13.....	N

ARIZONA STATE: (ASU LEADS 6-4)

Home: 0-0...Away: 0-2...Neutral: 4-4			
1986.....	L.....	0-2.....	N
1989.....	L.....	3-7 (9).....	N
	W.....	3-2.....	N
1998.....	L.....	1-6.....	N
1999.....	L.....	0-2.....	N
2004.....	W.....	1-0.....	N
2006.....	W.....	1-0 (10).....	N
	L.....	1-6.....	A^
	L.....	1-5.....	A^
2008.....	W.....	3-2.....	N

ARKANSAS: (FSU LEADS 2-0)

Home: 1-0...Away: 0-0...Neutral: 1-0			
1997.....	W.....	4-0.....	N
2013.....	W.....	9-1.....	H

ARMY: (FSU LEADS 1-0)

Home: 0-0...Away: 0-0...Neutral: 1-0			
2004.....	W.....	10-0.....	N

AUBURN: (FSU LEADS 14-7-1)

Home: 5-3...Away: 7-4-1...Neutral: 2-0			
1997.....	W.....	2-0.....	A
	L.....	1-2.....	A
1998.....	W.....	5-1.....	H
	W.....	8-3.....	H
1999.....	W.....	4-2.....	A
	T.....	0-0.....	A
2000.....	W.....	7-0.....	H
	L.....	4-5.....	H
2002.....	W.....	5-4.....	N
	W.....	2-1.....	N^
2003.....	W.....	8-0.....	H
	W.....	3-2(10).....	H
2004.....	L.....	1-0.....	A
	W.....	4-0.....	A
2005.....	W.....	5-0.....	A^
	W.....	2-0.....	A^
2006.....	L.....	2-7.....	H
2007.....	L.....	2-7.....	A
2010.....	L.....	0-1 (9).....	H
2011.....	L.....	3-5.....	A
2013.....	W.....	6-3.....	A
2014.....	W.....	5-4.....	A

AUSTIN PEAY: (FSU LEADS 1-0)

Home: 0-0...Away: 0-0...Neutral: 1-0			
1990.....	W.....	5-1.....	N

BALL STATE: (FSU LEADS 8-0-1)

Home: 4-0...Away: 0-0...Neutral: 4-0-1			
1985.....	T.....	0-0.....	N
1986.....	W.....	4-0.....	H
	W.....	3-2.....	H

1991.....	W.....	5-0.....	H
1992.....	W.....	2-0.....	N
	W.....	9-0.....	N
1996.....	W.....	4-2.....	N
1997.....	W.....	4-0.....	N
2001.....	W.....	1-0.....	H

BAYLOR: (BAYLOR LEADS 5-2)

Home: 0-0...Away: 0-0...Neutral: 2-5			
1984.....	L.....	2-3.....	N
1985.....	L.....	4-5.....	N
1987.....	W.....	10-0.....	N
	W.....	8-1.....	N
2005.....	L.....	5-9.....	N^
	L.....	3-5.....	N^
2014.....	L.....	2-7.....	N%

BETHUNE-COOKMAN: (FSU LEADS 7-0)

Home: 4-0...Away: 2-0...Neutral: 1-0			
2000.....	W.....	9-0.....	A
	W.....	1-0.....	A
2001.....	W.....	3-2.....	H
	W.....	6-2.....	N^
2008.....	W.....	14-3.....	H
2009.....	W.....	3-2.....	H
2013.....	W.....	20-0.....	H

BOSTON UNIVERSITY: (FSU LEADS 1-0)

Home: 0-0...Away: 0-0...Neutral: 1-0			
2003.....	W.....	2-1(9).....	N

BOWLING GREEN: (FSU LEADS 9-0)

Home: 8-0...Away: 0-0...Neutral: 1-0			
1987.....	W.....	4-0.....	H
	W.....	12-2.....	H
	W.....	3-1.....	H
1991.....	W.....	2-0.....	H
	W.....	9-0.....	H
1992.....	W.....	4-0.....	H
2009.....	W.....	3-0.....	N
2010.....	W.....	9-0.....	H
	W.....	8-1.....	H

BRADLEY: (FSU LEADS 9-0)

Home: 8-0...Away: 0-0...Neutral: 1-0			
1985.....	W.....	2-0.....	H
	W.....	3-1.....	H
	W.....	1-0.....	H
1987.....	W.....	2-0.....	N
1991.....	W.....	2-0.....	H
1992.....	W.....	3-2.....	H
1996.....	W.....	4-1.....	H
	W.....	7-2.....	H
1997.....	W.....	4-0.....	H

BRIGHAM YOUNG: (FSU LEADS 2-1)

Home: 0-0...Away: 1-1...Neutral: 1-0			
2005.....	W.....	12-3.....	A
	L.....	2-5.....	A
2011.....	W.....	6-4.....	N

BROWN: (FSU LEADS 2-0)

Home: 2-0...Away: 0-0...Neutral: 0-0			
1985.....	W.....	14-0.....	H
	W.....	14-2.....	H

CALIFORNIA: (CAL LEADS 11-1)

Home: 1-4...Away: 0-0...Neutral: 0-7			
1991.....	L.....	0-4.....	N
1992.....	L.....	0-3.....	N%
1998.....	L.....	1-4.....	N
1999.....	L.....	0-4.....	N
2000.....	L.....	0-1.....	H
	L.....	0-1.....	H
2001.....	L.....	0-1.....	H
	W.....	2-1.....	H
	L.....	1-2 (10).....	H
2002.....	L.....	0-1.....	N%

2004.....	L.....	4-2.....	N%
2007.....	L.....	6-13.....	N

CAL POLY: (SERIES TIED 1-1)

Home: 0-0...Away: 0-0...Neutral: 1-1			
1993.....	W.....	1-0.....	N
2000.....	L.....	4-5.....	N

UC-RIVERSIDE: (FSU LEADS 2-0)

Home: 1-0...Away: 0-0...Neutral: 1-0			
2001.....	W.....	8-0.....	N
2009.....	W.....	13-2.....	H

UC-SANTA BARBARA: (FSU LEADS 3-0)

Home: 1-0...Away: 0-0...Neutral: 2-0			
2012.....	W.....	5-1.....	N
	W.....	13-4.....	N
2014.....	W.....	5-2.....	H

CAL STATE FULLERTON: (FULLERTON LEADS 8-4)

Home: 0-0...Away: 2-5...Neutral: 2-3			
1987.....	L.....	0-3.....	N%
1992.....	L.....	4-5.....	A
1993.....	W.....	4-1.....	N
1994.....	L.....	0-7.....	A
1995.....	L.....	5-9.....	N
1996.....	L.....	11-12.....	N
1997.....	W.....	4-2.....	N
2002.....	L.....	1-8.....	A
2004.....	W.....	3-0.....	A
2006.....	L.....	1-6.....	A
2007.....	L.....	3-4.....	A
2008.....	W.....	4-1.....	A

CAL STATE NORTHRIDGE: (CSN LEADS 4-1)

Home: 1-0...Away: 0-0...Neutral: 0-4			
1991.....	L.....	0-1.....	N
1996.....	L.....	1-2.....	N
1998.....	L.....	3-4.....	N
2004.....	W.....	1-0.....	H^
2007.....	L.....	3-4.....	N

CAMPBELL: (FSU LEADS 9-0)

Home: 2-0...Away: 2-0...Neutral: 5-0			
1995.....	W.....	4-0.....	N
	W.....	7-1.....	N
1996.....	W.....	6-1.....	N
1997.....	W.....	4-1.....	N
1999.....	W.....	5-0.....	H
	W.....	2-0.....	H
2000.....	W.....	7-1.....	A
	W.....	9-1.....	A
2002.....	W.....	8-0.....	N

CENTRAL MICHIGAN: (FSU LEADS 8-2)

Home: 3-1...Away: 0-0...Neutral: 5-1			
1987.....	L.....	0-1.....	N%
1988.....	W.....	6-2.....	N
1990.....	W.....	1-0.....	N
1993.....	W.....	5-0.....	N
1998.....	W.....	10-1.....	N
	W.....	11-4.....	H
1999.....	L.....	1-5.....	H
2001.....	W.....	3-1.....	H
	W.....	2-0.....	H
2004.....	W.....	9-0.....	N

CHARLESTON SOUTHERN: (FSU LEADS 1-0)

Home: 1-0...Away: 0-0...Neutral: 0-0			
2014.....	W.....	8-2.....	H



SERIES RECORDS

COASTAL CAROLINA: (FSU LEADS 7-0)

Home: 2-0...Away: 0-0...Neutral: 5-0
1993.....W.....8-0.....N
.....W.....9-1.....N
1997.....W.....12-2.....N
.....W.....2-1.....N
2006.....W.....7-2.....N^
2010.....W.....4-0.....H
2012.....W.....6-1.....H

COLLEGE OF CHARLESTON: (FSU LEADS 2-0)

Home: 2-0...Away: 0-0...Neutral: 0-0
2001.....W.....8-0.....H
.....W.....9-1.....H

COLORADO STATE: (SERIES TIED 1-1)

Home: 0-0...Away: 0-0...Neutral: 1-1
1999.....W.....3-2.....N
.....L.....4-5.....N

CONNECTICUT: (FSU LEADS 26-4)

Home: 20-2...Away: 3-0...Neutral: 3-2
1989.....W.....3-0.....H
1990.....L.....1-3.....H
1991.....W.....2-1.....H
.....W.....1-0.....H
.....W.....2-0.....N
1992.....W.....1-0.....A
.....W.....4-3.....A
1993.....W.....1-0.....H
.....W.....8-0.....H
.....L.....1-4.....N
.....L.....1-2.....N%
1994.....W.....4-1.....A
1996.....W.....3-0.....H
.....W.....6-0.....H
1997.....W.....10-3.....N
.....W.....2-1.....H
.....L.....0-1.....H
.....W.....8-2.....H
1998.....W.....6-4.....H
.....W.....9-0.....H
2001.....W.....8-0.....H
.....W.....3-0.....H
2004.....W.....8-0.....H
.....W.....7-4.....H
2006.....W.....8-2.....H
.....W.....1-0.....H
.....W.....5-3.....H
2008.....W.....2-1.....H
.....W.....2-1.....H
.....W.....7-0.....H
2010.....W.....5-4.....N

CREIGHTON: (FSU LEADS 2-1)

Home: 1-0...Away: 1-1...Neutral: 0-0
1988.....W.....4-0 (8).....A
.....L.....0-2.....A
1991.....W.....3-2.....H

DAVIS & ELKINS: (FSU LEADS 1-0)

Home: 0-0...Away: 0-0...Neutral: 1-0
1984.....W.....9-0.....N

DAYTON: (FSU LEADS 3-0)

Home: 0-0...Away: 0-0...Neutral: 3-0
1991.....W.....3-0.....N
2002.....W.....5-0.....N
.....W.....12-0.....N

DEPAUL: (SERIES TIED 1-1)

Home: 0-0...Away: 0-0...Neutral: 1-1
1999.....L.....3-5.....N
2002.....W.....11-5.....N

DETROIT: (FSU LEADS 3-0)

Home: 2-0...Away: 0-0...Neutral: 1-0
1985.....W.....5-0.....H
.....W.....6-1.....H
1991.....W.....9-0.....N

DRAKE: (FSU LEADS 2-0)

Home: 2-0...Away: 0-0...Neutral: 0-0
1993.....W.....6-0.....H
1996.....W.....1-0.....H

DREXEL: (FSU LEADS 4-0)

Home: 4-0...Away: 0-0...Neutral: 0-0
1991.....W.....2-0.....H
.....W.....7-1.....H
1992.....W.....3-0.....H
.....W.....4-0.....H

EAST CAROLINA: (FSU LEADS 21-2)

Home: 7-1...Away: 4-0...Neutral: 10-1
1984.....W.....2-0.....A
.....W.....3-0.....A
1986.....W.....3-0.....N
1987.....W.....10-0.....H
.....W.....2-1.....H
1989.....W.....5-0.....H
.....W.....5-0.....H
.....W.....3-0.....N
1990.....W.....7-2.....N
1991.....W.....13-0.....H
1992.....W.....5-2.....N
1993.....W.....13-0.....N
1994.....L.....0-1.....N
1995.....W.....10-2.....N
.....W.....4-3.....N
1996.....W.....2-1.....N
1997.....W.....10-0.....N
2000.....W.....1-0.....A
.....W.....7-0.....A
2001.....W.....2-0.....N
.....W.....9-2.....H
.....W.....9-0.....H
2009.....L.....2-1.....H

EAST CENTRAL COLLEGE: (FSU LEADS 2-0)

Home: 2-0...Away: 0-0...Neutral: 0-0
1984.....W.....8-0.....H
.....W.....10-0.....H

EASTERN ILLINOIS: (FSU LEADS 5-0)

Home: 5-0...Away: 0-0...Neutral: 0-0
1988.....W.....2-1.....H
.....W.....3-2.....H
.....W.....11-1.....H
1993.....W.....7-2.....H
1994.....W.....9-0.....H

EASTERN KENTUCKY: (FSU LEADS 1-0)

Home: 1-0...Away: 0-0...Neutral: 0-0
2005.....W.....13-5.....H

EASTERN MICHIGAN: (FSU LEADS 17-1)

Home: 10-0...Away: 1-1...Neutral: 6-0
1987.....W.....8-1.....N
1988.....W.....3-1.....H
.....W.....4-3.....H
.....W.....7-4.....N
1989.....W.....2-0.....H
.....W.....5-1.....H
1990.....W.....1-0.....H
.....W.....1-0.....H
1991.....W.....1-0.....N
.....W.....3-2.....N
1994.....W.....1-0.....H
1996.....W.....7-0.....H
1997.....W.....5-1.....H
1998.....W.....4-2.....H
2000.....W.....5-1.....N

2004.....W.....2-0.....A
.....L.....6-5.....A
2010.....W.....8-0.....N

ELON: (FSU LEADS 2-0)

Home: 0-0...Away: 2-0...Neutral: 0-0
2003.....W.....6-0.....A
.....W.....6-0.....A

FAIRFIELD: (FSU LEADS 1-0)

Home: 0-0...Away: 0-0...Neutral: 1-0
2012.....W.....2-0.....N

FIU: (FSU LEADS 12-2)

Home: 12-2...Away: 0-0...Neutral: 0-0
1999.....W.....6-1.....H
.....W.....1-0.....H
2000.....L.....2-4.....H
.....W.....8-3.....H
2001.....L.....1-2.....H
.....W.....3-2.....H
2004.....W.....5-1.....H
.....W.....11-0.....H
2006.....W.....3-1.....H
.....W.....8-0.....H
2010.....W.....8-3.....H
.....W.....7-2.....H
2013.....W.....11-2.....H
.....W.....7-4.....H

FLORIDA: (FLORIDA LEADS 19-14)

Home: 6-10...Away: 7-9...Neutral: 1-0
1997.....L.....1-3.....A
.....W.....8-1.....A
1998.....L.....3-8.....H
.....W.....5-3.....H
1999.....L.....0-2.....A
.....W.....6-4.....A
2000.....W.....6-3.....H
.....L.....3-5.....H
2001.....W.....5-3.....A
.....W.....3-1.....A
.....W.....6-2.....N^
2002.....L.....1-7.....H
.....W.....6-1.....H
2003.....W.....5-0.....A
.....W.....7-3.....A
2004.....W.....2-0.....H
2005.....L.....4-7.....A
.....L.....0-2.....A
2006.....W.....4-0.....H
.....W.....6-5.....H
2007.....L.....1-5.....A
.....L.....3-4.....A
2008.....L.....1-6.....H
.....L.....4-14.....H
2009.....L.....3-4.....A
2010.....L.....4-8.....H
.....L.....2-9.....H
2011.....L.....0-1.....A
2012.....L.....1-9.....H
2013.....L.....3-7 (8).....A
.....L.....0-8.....H
2014.....W.....3-2 (8).....A
.....L.....2-4.....H

FLORIDA A&M: (FSU LEADS 104-7)

Home: 56-2...Away: 47-5...Neutral: 1-0
1984.....W.....12-0.....H
.....W.....9-0.....H
.....W.....10-0.....H
.....W.....11-1.....A
.....W.....11-0.....A
1985.....W.....3-0.....A
.....W.....5-0.....A
.....W.....3-0.....A
.....W.....1-0.....H
.....W.....8-0.....H
1987.....W.....8-1.....H
.....W.....6-3.....H
.....W.....17-0.....A
.....W.....7-1.....A
1988.....W.....14-3.....A
.....W.....11-0.....A
.....W.....7-0.....H

.....W.....3-0.....H
.....W.....2-1.....H
1989.....W.....11-0.....A
.....W.....4-0.....A
.....W.....3-0.....H
.....W.....4-1.....H
1990.....W.....6-2.....A
.....W.....4-0.....A
.....W.....10-0.....H
.....W.....2-0.....H
1991.....W.....8-0.....A
.....W.....4-0.....A
.....W.....7-1.....H
.....W.....11-1.....H
1992.....W.....12-0.....A
.....W.....10-0.....A
.....W.....7-0.....H
.....W.....6-0.....H
1993.....W.....7-0.....A
.....W.....10-0.....A
.....W.....10-0.....H
.....W.....4-1.....H
1994.....W.....3-0.....A
.....W.....8-0.....H
.....W.....7-0.....A
.....W.....8-0.....H
1995.....W.....8-0.....H
.....W.....9-0.....A
.....W.....10-0.....A
.....W.....6-0.....H
1996.....W.....8-0.....H
.....W.....7-2.....A
.....W.....13-0.....A
.....W.....4-0.....H
1997.....W.....7-0.....A
.....W.....8-0.....H
.....L.....1-2.....A
.....W.....7-0.....H
1998.....W.....4-2.....A
.....W.....6-0.....H
.....L.....1-3.....H
.....W.....4-1.....A
1999.....L.....2-3.....A
.....W.....2-1.....A
.....W.....10-1.....H
.....L.....3-8.....H
2000.....W.....9-0.....A
.....W.....8-7.....H
.....W.....3-0.....H
.....W.....9-1.....H
.....W.....7-0.....A
2001.....W.....1-0.....H
.....W.....11-0.....N
.....L.....4-5.....A
.....W.....7-0.....H
.....W.....6-0.....A
.....W.....12-0.....H
2002.....W.....7-3.....A
.....W.....2-1.....A
.....W.....6-0.....H
.....W.....18-3.....H
2003.....W.....13-2.....H
.....W.....5-0.....A
.....W.....9-2.....A
.....W.....8-0.....H
2004.....W.....9-1.....H
.....W.....8-0.....H
.....W.....12-0.....A
.....W.....12-0.....A
2005.....W.....5-2.....A
.....L.....7-10.....A
.....W.....4-1.....H
.....W.....5-1.....H
2006.....W.....4-0.....H
.....W.....6-5.....H
.....W.....9-3.....H
.....L.....0-4.....A
.....W.....9-3.....H
2007.....W.....5-0.....H
.....W.....9-4.....H
.....W.....8-0.....A
.....W.....9-1 (15).....H
2008.....W.....9-1.....A
.....W.....18-0.....H
2009.....W.....5-0.....A
.....W.....5-1.....A
2010.....W.....9-2.....A
2011.....W.....8-5.....H
.....W.....9-2.....A
2012.....W.....10-1.....A
.....W.....5-3.....H
2013.....W.....4-0.....H
2014.....W.....8-0.....H



FLORIDA STATE®

EIGHT WOMEN'S COLLEGE WORLD SERIES APPEARANCES • 12 ACC CHAMPIONSHIPS

SERIES RECORDS

FLORIDA ATLANTIC: (FSU LEADS 9-7)

Home: 2-3...Away: 3-1...Neutral: 4-3
1996.....L.....0-1.....N
1997.....W.....5-1.....N
.....W.....4-0.....N
1999.....L.....4-8.....N
.....L.....0-1.....N
2000.....L.....2-3.....H
.....W.....2-0.....H
.....W.....2-0.....A
2001.....L.....1-2 (10).....A
.....W.....1-0.....A
.....W.....5-4 (8).....N
.....W.....2-0.....N^
2002.....L.....2-4.....H
.....W.....3-2.....H
.....L.....0-5.....H
2010.....W.....6-3.....A

FLORIDA GULF COAST: (FSU LEADS 3-0)

Home: 2-0...Away: 1-0...Neutral: 0-0
2012.....W.....5-0.....H
.....W.....7-1.....H
2014.....W.....5-0.....A

FLORIDA SOUTHERN: (FSU LEADS 3-0)

Home: 1-0...Away: 0-0...Neutral: 2-0
1986.....W.....7-0.....N
.....W.....2-0.....N
.....W.....7-3.....H

FORDHAM: (FSU LEADS 1-0)

Home: 1-0...Away: 0-0...Neutral: 0-0
2014.....W.....6-1.....H^

FRESNO STATE: (FRESNO STATE LEADS 6-4)

Home: 1-0...Away: 0-1...Neutral: 3-5
1990.....W.....1-0.....N%
1991.....L.....0-3.....N%
1993.....L.....1-2.....N
1997.....L.....0-2.....N
1998.....W.....2-1.....N
2000.....L.....0-2.....N
.....L.....1-2.....A
2004.....W.....3-0.....H
2005.....W.....2-0.....N
2009.....L.....0-1.....N

FURMAN: (FSU LEADS 10-1)

Home: 5-0...Away: 2-0...Neutral: 3-1
1985.....W.....13-0.....H
1986.....W.....3-2.....H
.....L.....0-1.....N
1987.....W.....1-0 (8).....H
.....W.....8-2.....N
1988.....W.....2-0.....H
1989.....W.....5-0.....N
1999.....W.....2-0.....H
2000.....W.....8-0.....N
2003.....W.....6-0.....A
.....W.....12-0.....A

GARDNER-WEBB: (FSU LEADS 2-0)

Home: 2-0...Away: 0-0...Neutral: 0-0
2010.....W.....7-0.....H
.....W.....5-0.....H

GEORGE MASON: (FSU LEADS 3-0)

Home: 1-0...Away: 0-0...Neutral: 2-0
1984.....W.....5-0.....H
1985.....W.....5-0.....N
1987.....W.....3-0.....N

GEORGIA: (GEORGIA LEADS 7-6)

Home: 0-2...Away: 4-4...Neutral: 2-1
1998.....W.....6-5.....N
1999.....W.....5-0.....N
.....L.....0-5.....A
.....W.....6-0.....A
2002.....L.....2-3.....N
2003.....L.....4-5(8).....H
2006.....W.....3-2.....A^
.....L.....1-3.....A^
.....W.....2-0.....A^
2007.....L.....1-2.....H
2010.....W.....4-3.....A
.....L.....2-5.....A^
2011.....L.....2-10.....A^

GEORGIA SOUTHERN: (FSU LEADS 36-3)

Home: 23-0...Away: 12-3...Neutral: 1-0
1991.....W.....6-2.....A
.....W.....5-1.....A
.....W.....4-0.....H
.....W.....9-1.....H
1992.....W.....8-0.....A
.....W.....13-3.....A
.....W.....6-0.....H
.....W.....2-0.....H
.....W.....6-0.....N
1993.....W.....10-1.....H
1994.....W.....8-0.....H
1996.....W.....2-1.....H
.....W.....5-0.....H
1997.....W.....8-0.....A
.....W.....5-3.....A
1998.....W.....6-2.....H
.....W.....3-1.....H
.....L.....1-3.....A
.....W.....2-0.....A
2000.....W.....8-0.....H
.....W.....6-1.....H
2001.....W.....8-0.....A
.....W.....4-0.....A
2002.....W.....7-0.....H
.....W.....4-0.....H
2003.....W.....7-2.....A
.....L.....2-1.....A
2004.....W.....8-0.....H
.....W.....4-0.....H
2005.....L.....0-1.....A
.....W.....3-0.....A
2006.....W.....3-2.....H
.....W.....10-2 (5).....H
2007.....W.....11-2.....A
2008.....W.....8-0.....H
.....W.....4-3.....H
2011.....W.....6-4.....H
.....W.....4-0.....H
2013.....W.....12-3.....H

GEORGIA STATE: (FSU LEADS 16-1)

Home: 9-0...Away: 2-0...Neutral: 5-1
1985.....W.....7-0.....N
1987.....W.....4-1.....N
1988.....W.....5-0.....H
.....W.....2-1.....H
1990.....W.....2-0.....H
.....W.....8-0.....H
.....L.....0-1 (9).....N
1993.....W.....1-0.....H
1998.....W.....8-0.....N
2001.....W.....9-1.....A
.....W.....10-0.....A
2003.....W.....4-3 (8).....N
2006.....W.....5-2.....H
2007.....W.....6-2.....H
2008.....W.....1-0.....H
.....W.....3-0.....H
2011.....W.....6-1.....N^

GRAMBLING: (FSU LEADS 5-0)

Home: 2-0...Away: 2-0...Neutral: 1-0
1984.....W.....7-0.....A
.....W.....4-0.....A
1985.....W.....11-0.....H
.....W.....10-0.....H
.....W.....7-0.....N

HARVARD: (FSU LEADS 1-0)

Home: 0-0...Away: 0-0...Neutral: 1-0
2000.....W.....6-2.....N

HAWAII: (HAWAII LEADS 0-2)

Home: 0-0...Away: 0-2...Neutral: 0-0
2012.....L.....1-2.....A
.....L.....0-1.....A

HOFSTRA: (FSU LEADS 13-2)

Home: 5-1...Away: 0-0...Neutral: 8-1
1992.....W.....14-4.....N
1993.....W.....6-0.....N
.....W.....10-2.....N
1994.....W.....3-2.....H
.....W.....4-3.....H
1995.....W.....5-1.....N
.....W.....8-2.....N
1997.....L.....1-2.....N
1999.....W.....6-5.....N
2008.....W.....1-0.....N
2010.....W.....8-0.....N
2011.....W.....5-1.....H
.....L.....0-2.....H
2013.....W.....9-1.....H
.....W.....4-0.....H

HOUSTON: (FSU LEADS 1-0)

Home: 0-0...Away: 0-0...Neutral: 1-0
2014.....W.....7-1.....N

ILLINOIS: (ILLINOIS LEADS 2-1)

Home: 0-0...Away: 0-0...Neutral: 1-2
2001.....L.....0-1.....N
.....W.....2-0.....N
2010.....L.....3-4.....N

ILLINOIS-CHICAGO: (FSU LEADS 3-2)

Home: 1-0...Away: 0-0...Neutral: 2-2
1994.....W.....3-0.....N
1995.....L.....1-3.....N
.....W.....1-0.....N
.....W.....3-0.....H
1998.....L.....1-3.....N

ILLINOIS STATE: (FSU LEADS 6-1)

Home: 2-1...Away: 0-0...Neutral: 4-0
1989.....W.....2-0.....H
1992.....W.....7-2.....N
1994.....L.....2-3.....H
1995.....W.....10-2.....N
1996.....W.....4-1.....N
2000.....W.....1-0.....N
2004.....W.....11-3.....H

INDIANA: (FSU LEADS 9-1)

Home: 5-0...Away: 0-0...Neutral: 4-1
1990.....L.....1-2.....N
.....W.....1-0.....H
.....W.....2-0.....H
1991.....W.....3-1.....N
.....W.....6-2.....H
1994.....W.....3-2.....H
1996.....W.....3-1.....N
1997.....W.....3-2.....N
1998.....W.....3-2.....N
2009.....W.....7-0.....H

INDIANA STATE: (FSU LEADS 2-0)

Home: 0-0...Away: 0-0...Neutral: 2-0
1995.....W.....8-0.....N
1998.....W.....6-1.....N

IONA: (FSU LEADS 1-0)

Home: 1-0...Away: 0-0...Neutral: 0-0
2010.....W.....9-1.....H

IOWA: (FSU LEADS 6-3)

Home: 0-0...Away: 0-0...Neutral: 6-3
1990.....L.....0-5.....N
1993.....W.....3-0.....N
.....W.....5-3.....N^
1995.....L.....0-4.....N
1997.....L.....1-7.....N
2000.....W.....4-1.....N^
.....W.....4-2.....N^
2008.....W.....2-0.....N
2009.....W.....6-0.....N

IOWA STATE: (FSU LEADS 10-0)

Home: 9-0...Away: 0-0...Neutral: 1-0
1994.....W.....3-2.....H
1995.....W.....2-0.....H
2001.....W.....4-0.....H
.....W.....6-0.....H
2002.....W.....7-0.....N
2003.....W.....3-1.....H
.....W.....6-2.....H
2005.....W.....1-0.....H
2006.....W.....5-0.....H
.....W.....9-1 (6).....H

JACKSONVILLE: (FSU LEADS 16-4)

Home: 11-2...Away: 5-2...Neutral: 0-0
2003.....W.....9-0.....H
.....W.....2-0.....H
2004.....W.....3-2.....A
.....L.....1-2.....A
2005.....L.....2-5.....H
.....W.....11-0.....H
2006.....W.....8-1.....A
.....L.....1-2.....A
2007.....W.....10-2(5).....H
.....W.....8-0(6).....H
.....W.....3-0.....H
2008.....L.....2-5.....H
.....W.....10-0.....A
.....W.....3-1.....A
2009.....W.....4-0.....H
.....W.....10-0.....H
2010.....W.....8-0.....A
2012.....W.....6-0.....H
.....W.....7-1.....H
2013.....W.....8-0.....H

JACKSONVILLE STATE: (FSU LEADS 4-2)

Home: 2-0...Away: 2-0...Neutral: 0-2
2001.....W.....4-1 (10).....A
.....W.....12-2.....A
2002.....W.....3-0.....H
.....W.....6-1.....H
2008.....L.....3-4.....N^
.....L.....1-10.....N^

KANSAS: (FSU LEADS 6-5)

Home: 1-2...Away: 0-0...Neutral: 5-3
1988.....W.....2-1.....N
.....L.....2-4.....N
1989.....W.....3-2.....N
.....W.....1-0.....N
1993.....L.....0-1.....N^
.....W.....5-0.....N^
.....W.....2-1.....N^
1994.....L.....2-4.....N
2000.....L.....1-4.....H
2002.....W.....5-4.....H
2007.....L.....0-1.....H



FLORIDA STATE®

1981 & 1982 AIAW NATIONAL CHAMPIONS • 27 NCAA APPEARANCES • #LTS

SERIES RECORDS

KENT STATE: (FSU LEADS 6-1)

Home: 5-1...Away: 0-0...Neutral: 1-0	
1987.....W.....16-0.....H	
1992.....W.....6-0.....H	
.....W.....2-1.....H	
.....W.....8-0.....H	
2001.....W.....4-0.....H	
2006.....L.....2-4.....H	
2010.....W.....6-0.....N	

KENTUCKY: (SERIES TIED 1-1)

Home: 1-1...Away: 0-0...Neutral: 0-0	
2011.....W.....2-0.....H	
.....L.....2-7.....H	

LEHIGH: (FSU LEADS 1-0)

Home: 0-0...Away: 0-0...Neutral: 1-0	
2005.....W.....5-1.....N	

LIBERTY: (FSU LEADS 2-0)

Home: 1-0...Away: 1-0...Neutral: 0-0	
1984.....W.....9-0.....A	
2009.....W.....11-3.....H	

LIMESTONE: (FSU LEADS 4-0)

Home: 0-0...Away: 0-0...Neutral: 4-0	
1986.....W.....4-0.....N	
.....W.....1-0.....N	
1987.....W.....6-0.....N	
.....W.....11-0.....N	

LIPSCOMB: (FSU LEADS 2-0)

Home: 2-0...Away: 0-0...Neutral: 0-0	
2008.....W.....5-1.....H	
.....W.....11-3.....H	

LIU BROOKLYN: (FSU LEADS 1-0)

Home: 0-0...Away: 0-0...Neutral: 1-0	
2013.....W.....15-1.....N	

LONG BEACH STATE: (FSU LEADS 4-2)

Home: 0-0...Away: 0-0...Neutral: 4-2	
1996.....L.....1-2.....N	
2000.....W.....2-0.....N^	
2003.....W.....4-0.....N	
2005.....W.....5-1.....N	
2008.....L.....2-6.....N	
2011.....W.....4-1.....N	

LONG ISLAND: (FSU LEADS 2-0)

Home: 1-0...Away: 0-0...Neutral: 1-0	
2004.....W.....4-0.....H^	
2010.....W.....6-0.....N	

LOUISIANA: (SERIES TIED 9-9)

Home: 2-2...Away: 0-0...Neutral: 7-7	
1984.....W.....1-0.....H	
1989.....W.....4-2.....N	
1990.....L.....1-2 (10).....H	
.....W.....4-3.....N^	
.....W.....2-1.....N^	
1991.....W.....3-0.....N	
.....W.....1-0.....N^	
1992.....W.....1-0.....N^	
.....W.....1-0.....N^	
1993.....L.....1-2.....H	
.....W.....2-1.....H	
1994.....L.....3-12.....N	
2000.....L.....1-9.....N	
.....L.....1-2.....N	
.....L.....2-6.....N	
2003.....L.....0-3.....N	
2004.....L.....1-0.....N	
2006.....L.....0-14 (5).....N	

LOUISIANA TECH: (LA. TECH LEADS 11-2-2)

Home: 1-1...Away: 0-0...Neutral: 1-10-2	
1984.....T.....0-0.....N	
1985.....T.....0-0.....N	
.....L.....1-2.....N	
.....L.....3-4.....N	
1986.....L.....0-4.....N^	
.....L.....0-1.....N^	
1987.....W.....2-1.....N	
1988.....L.....0-7.....N	
.....L.....1-6.....N^	
1989.....L.....0-1 (10).....N	
.....L.....0-1 (10).....N	
.....L.....1-3.....N^	
1994.....W.....2-0.....H	
1997.....L.....2-6.....N	
.....L.....2-3.....H	

LSU: (LSU LEADS 3-2)

Home: 1-1...Away: 1-0...Neutral: 0-2	
1998.....W.....4-2.....H	
2004.....L.....3-4.....N	
.....L.....1-2.....N%	
2012.....W.....8-1.....A	
2013.....L.....4-5.....H	

MAINE: (FSU LEADS 11-0)

Home: 10-0...Away: 0-0...Neutral: 1-0	
1986.....W.....1-0.....H	
.....W.....10-0.....H	
1988.....W.....1-0.....H	
1990.....W.....7-0.....N	
2002.....W.....6-2.....H	
.....W.....1-0.....H	
2004.....W.....7-0.....H	
.....W.....2-1.....H	
2005.....W.....1-0.....H	
.....W.....5-2.....H	
2007.....W.....9-1 (5).....H	

MARSHALL: (FSU LEADS 3-0)

Home: 2-0...Away: 0-0...Neutral: 1-0	
1995.....W.....8-0.....H	
.....W.....7-0.....H	
2012.....W.....4-1.....N	

MARYLAND: (FSU LEADS 48-14)

Home: 24-4...Away: 13-9...Neutral: 11-1	
ACC: 34-14	
1996.....W.....4-0.....A^	
.....W.....6-2.....A^	
.....W.....8-0.....N	
.....W.....3-0.....N#	
1997.....W.....1-0.....H^	
.....W.....3-0.....H^	
.....W.....4-3.....N#	
.....L.....1-2.....N#	
1998.....L.....3-5.....A^	
.....W.....9-1.....A^	
.....W.....1-0.....N#	
1999.....W.....2-0.....H	
.....W.....4-1.....H^	

.....L.....3-5.....H^	
2000.....W.....6-2.....N#	
.....W.....3-0.....N#	
.....W.....10-3.....A^	
.....W.....3-2.....A^	
2001.....W.....5-3.....N^	
.....W.....5-0.....H^	
.....W.....10-1.....H^	
.....W.....2-1 (11).....N#	
.....W.....4-0.....N#	
2002.....W.....2-1.....H	
2003.....W.....6-2.....H^	
.....W.....3-2 (10).....H^	
2004.....W.....7-0.....H^	
.....W.....2-1.....H^	
2005.....W.....1-0 (9).....H^	
.....L.....2-7.....H^	
.....W.....2-0.....H^	
.....L.....0-2.....A#	
2006.....W.....6-5.....H^	
.....L.....4-6.....A^	
.....W.....4-1.....A^	
.....W.....8-4.....A^	
2007.....W.....4-2 (14).....H^	
.....W.....6-0.....H^	
.....W.....8-0 (5).....H^	
.....W.....7-4.....N#	
2008.....L.....1-3.....A^	
.....W.....3-0.....A^	
.....L.....3-4.....A^	
2009.....W.....1-0.....H^	
.....W.....8-0.....H^	
.....W.....1-0.....H^	
2010.....W.....2-0.....A^	
.....W.....3-2 (8).....A^	
.....L.....2-6.....A^	
.....W.....3-0.....N#	
2011.....L.....0-1.....H^	
.....L.....4-7.....H^	
.....W.....5-0.....H^	
2012.....W.....4-3.....A^	
.....L.....1-4.....A^	
.....L.....3-4 (10).....A^	
2013.....L.....4-5.....A^	
.....W.....13-1.....A^	
.....W.....14-9.....A^	
2014.....W.....10-2.....H^	
.....W.....14-6.....H^	
.....W.....7-5.....H^	

MASSACHUSETTS: (FSU LEADS 12-5)

Home: 5-1...Away: 3-1...Neutral: 4-3	
1991.....W.....2-0.....A	
1992.....W.....3-1.....N	
.....L.....2-4.....N%	
1993.....W.....5-0.....A	
1995.....W.....5-4.....H	
.....W.....4-3.....H	
.....L.....0-8.....A	
.....W.....2-0.....A	
1996.....W.....4-1.....N	
.....W.....3-1.....H	
1998.....W.....4-0.....N	
.....W.....1-0.....H	
1999.....L.....1-2.....H	
.....W.....6-0.....H	
2002.....L.....2-3.....N	
2003.....L.....1-2.....N	
2008.....W.....6-0.....N	

MCNEESE ST: (MCNEESE ST LEADS 1-0)

Home: 0-0...Away: 0-0...Neutral: 0-1	
1985.....L.....0-4.....N	

MEMPHIS: (FSU LEADS 1-0)

Home: 1-0...Away: 0-0...Neutral: 0-0	
2007.....W.....8-0 (6).....N	

MERCER: (FSU LEADS 29-0)

Home: 17-0...Away: 12-0...Neutral: 0-0	
1993.....W.....5-0.....H	
.....W.....7-0.....H	
1994.....W.....9-3.....H	
.....W.....6-0.....H	
.....W.....6-0.....A	
.....W.....5-0.....A	
1995.....W.....3-0.....H	

.....W.....10-2.....H	
1996.....W.....4-1.....A	
.....W.....5-2.....A	
1997.....W.....1-0.....H	
.....W.....5-1.....H	
1998.....W.....5-1.....A	
.....W.....9-1.....A	
1999.....W.....9-0.....H	
.....W.....10-0.....H	
2000.....W.....7-0.....A	
.....W.....7-4.....A	
2001.....W.....4-0.....H	
.....W.....8-0.....H	
2002.....W.....2-0.....A	
.....W.....2-1.....A	
2002.....W.....11-0.....H	
2004.....W.....5-1.....A	
.....W.....8-2.....A	
2010.....W.....2-1.....H	
2011.....W.....5-4.....H	
.....W.....3-0.....H	
2012.....W.....3-0.....H	

MIAMI (OHIO): (FSU LEADS 13-6)

Home: 10-6...Away: 0-0...Neutral: 3-0	
1987.....W.....3-0.....N	
.....W.....3-2 (10).....N	
1988.....W.....5-1.....H	
1989.....L.....3-4.....H	
.....L.....0-1.....H	
.....W.....5-0.....H	
1991.....W.....2-0.....H	
.....L.....0-8.....H	
.....W.....5-1.....H	
1992.....L.....0-2.....H	
1995.....W.....9-1.....H	
1997.....W.....2-1.....H	
1998.....L.....1-4.....H	
.....L.....1-3.....H	
1999.....W.....2-0.....H	
.....W.....6-2.....H	
2000.....W.....8-0.....H	
2009.....W.....10-2.....H	
2010.....W.....4-0.....N	

MICHIGAN: (MICHIGAN LEADS 19-6)

Home: 6-12...Away: 0-4...Neutral: 0-3	
1990.....W.....1-0.....H	
.....L.....2-3.....H	
1995.....L.....1-2.....H	
.....L.....0-5.....H	
1996.....L.....1-6.....H	
1999.....L.....0-5.....N	
2000.....L.....1-6.....H	
2002.....L.....0-1.....H	
2004.....W.....1-0.....H	
.....L.....2-1.....A	
.....L.....1-0.....A	
2006.....L.....0-9 (6).....H	
.....L.....3-6.....H	
.....L.....0-5.....H	
.....L.....3-11.....N	
2007.....L.....4-3.....H	
.....L.....3-2.....H	
.....L.....4-2.....N	
2008.....L.....2-6.....A	
.....L.....4-8.....A	
2009.....W.....6-5.....H	
.....L.....1-0.....H	
2014.....L.....3-17.....H^	
.....W.....6-0.....H^	
.....W.....4-2.....H^	

MICHIGAN STATE: (FSU LEADS 8-4)

Home: 2-2...Away: 0-1...Neutral: 6-1	
1985.....W.....2-0.....H	
.....W.....5-0.....H	
1986.....W.....2-0.....N	
1990.....W.....2-0.....N	
1996.....W.....6-2.....N	
1997.....L.....2-6.....N	
1999.....L.....0-3.....H	
.....L.....4-5.....A	
2005.....W.....4-1.....N	
2008.....L.....2-3.....H	
2010.....W.....3-1.....N	
.....W.....7-0.....N	



FLORIDA STATE®

EIGHT WOMEN'S COLLEGE WORLD SERIES APPEARANCES • 12 ACC CHAMPIONSHIPS

SERIES RECORDS

MIDDLE TENNESSEE: (FSU LEADS 7-0)

Home: 6-0...Away: 0-0...Neutral: 1-0
2002.....W.....2-1 (10).....H
2003.....W.....11-0.....H
.....W.....6-3.....H
.....W.....5-0.....N
2009.....W.....6-1.....H
2011.....W.....10-3.....H
.....W.....11-1.....H

MILLIKIN: (FSU LEADS 1-0)

Home: 1-0...Away: 0-0...Neutral: 0-0
1985.....W.....6-0.....H

MINNESOTA: (FSU LEADS 5-1)

Home: 5-1...Away: 0-0...Neutral: 0-0
1993.....W.....3-1.....N
1999.....W.....5-0.....H
.....W.....5-2.....H
2004.....W.....3-0.....H
2013.....L.....2-3.....H
.....W.....4-3.....H

MISSISSIPPI: (FSU LEADS 3-1)

Home: 3-0...Away: 0-0...Neutral: 0-1
1998.....W.....4-2.....H
2000.....L.....2-3.....N
2012.....W.....10-6.....H
.....W.....8-0.....H

MISSISSIPPI STATE: (SERIES TIED 7-7)

Home: 3-3...Away: 2-0...Neutral: 2-4
1984.....W.....1-0.....A
.....W.....6-2.....A
.....W.....5-0.....H
1986.....W.....3-1.....H
1999.....L.....1-2.....N
2000.....L.....0-4.....N
2002.....L.....0-2.....H
2003.....L.....1-3.....H
2007.....W.....4-2.....N
2009.....L.....4-5.....H
.....W.....5-0.....H^
2011.....L.....8-9 (10).....N
.....L.....7-8.....N
2013.....W.....5-2.....N^

MISSISSIPPI VALLEY STATE: (FSU LEADS 1-0)

Home: 0-0...Away: 0-0...Neutral: 1-0
2010.....W.....8-3.....N

MISSISSIPPI U FOR WOMEN: (FSU LEADS 3-0)

Home: 0-0...Away: 3-0...Neutral: 0-0
1984.....W.....3-0.....A
.....W.....6-2.....A
.....W.....2-1.....A

MISSOURI: (MISSOURI LEADS 7-1)

Home: 0-2...Away: 0-2...Neutral: 1-3
1985.....L.....0-1.....N
1989.....W.....6-0.....N
1990.....L.....1-2.....H
.....L.....1-2 (10).....H
1992.....L.....1-2.....N
1998.....L.....1-3.....N
2005.....L.....2-3 (9).....A
.....L.....3-6.....A

NEBRASKA: (NEBRASKA LEADS 11-6)

Home: 1-1...Away: 0-4...Neutral: 5-6
1988.....L.....0-3.....A
.....L.....0-5.....A
1989.....L.....0-1.....A
.....L.....2-4.....A
1990.....W.....2-1.....H
1995.....L.....1-6.....N^
.....W.....6-2.....N^
1997.....W.....2-1.....N
1999.....L.....1-4.....N
.....L.....0-1.....N
2001.....L.....0-3.....H
2002.....W.....4-3.....N%
2004.....L.....1-0.....N
2007.....W.....2-1 (9).....N
2013.....L.....0-2.....N
2014.....L.....3-4.....N
.....W.....5-1.....N

NEVADA: (FSU LEADS 1-0)

Home: 1-0...Away: 0-0...Neutral: 0-0
1986.....W.....8-1.....H

NEW MEXICO: (FSU LEADS 3-0)

Home: 0-0...Away: 0-0...Neutral: 3-0
1985.....W.....3-2.....N
1989.....W.....3-2.....N
1991.....W.....9-1.....N

NEW MEXICO STATE: (FSU LEADS 4-0)

Home: 0-0...Away: 2-0...Neutral: 2-0
1995.....W.....4-0.....N
2002.....W.....5-0.....N
.....W.....1-0.....A
2014.....W.....11-0.....A

NEW ORLEANS: (FSU LEADS 2-0)

Home: 0-0...Away: 2-0...Neutral: 0-0
1984.....W.....10-0.....A
.....W.....9-0.....A

NICHOLLS STATE: (FSU LEADS 11-2)

Home: 7-0...Away: 1-1...Neutral: 3-1
1984.....L.....1-2.....N
1987.....W.....5-0.....H
.....W.....5-1.....N
1988.....W.....1-0.....H
.....W.....2-1 (10).....H
.....W.....8-3.....H
1989.....W.....3-1 (10).....N
.....W.....2-0.....N
.....L.....1-0 (10).....A
.....L.....0-2.....A
2005.....W.....2-0.....H
.....W.....7-3.....H
2006.....W.....11-3 (5).....H

UNC-CHARLOTTE: (FSU LEADS 16-0)

Home: 9-0...Away: 6-0...Neutral: 1-0
1994.....W.....4-0.....H
.....W.....7-1.....H
.....W.....8-1.....N
1995.....W.....6-0.....A
.....W.....8-0.....A
1996.....W.....7-1.....H
.....W.....6-0.....H
1997.....W.....6-1.....A
.....W.....3-1.....A
1998.....W.....4-1.....H
.....W.....4-1.....H
1999.....W.....10-1.....A
.....W.....12-5.....A
1999.....W.....1-0.....H
.....W.....5-0.....H
.....W.....8-0.....H

UNC-GREENSBORO: (FSU LEADS 2-1)

Home: 1-1...Away: 0-0...Neutral: 1-0
2002.....W.....3-1.....N
2011.....L.....0-1 (9).....H
.....W.....13-3.....H

UNC-WILMINGTON: (FSU LEADS 7-0)

Home: 2-0...Away: 0-0...Neutral: 5-0
1987.....W.....3-1.....N
.....W.....2-0.....N
1990.....W.....6-1.....H
.....W.....5-0.....H
1992.....W.....7-1.....N
1993.....W.....12-0.....N
1994.....W.....5-0.....N

NORTH DAKOTA STATE: (FSU LEADS 4-0)

Home: 4-0...Away: 0-0...Neutral: 0-0
2012.....W.....2-1.....H
2014.....W.....4-1.....H
.....W.....9-0.....H
.....W.....5-0.....H

NORTH FLORIDA: (FSU LEADS 8-1)

Home: 5-0...Away: 3-1...Neutral: 0-0
2007.....W.....5-0.....H
.....W.....2-1.....H
2009.....W.....7-0.....A
.....L.....3-5.....A
2011.....W.....9-7.....H
.....W.....6-1.....H
2012.....W.....8-1.....A
.....W.....5-0.....A
2013.....W.....3-1.....H
2014.....W.....11-1.....A
.....W.....8-0.....A

NORTHERN ILLINOIS: (FSU LEADS 5-3)

Home: 4-3...Away: 0-0...Neutral: 1-0
1988.....L.....3-4.....H
.....W.....2-1.....H
1989.....L.....0-3.....H
.....L.....2-5.....H
1994.....W.....3-0.....H
.....W.....1-0.....H
1995.....W.....3-0.....H
2010.....W.....7-1.....N

NORTHERN IOWA: (FSU LEADS 7-1)

Home: 7-1...Away: 0-0...Neutral: 0-0
1990.....L.....0-1.....H
.....W.....4-2.....H
1991.....W.....3-1.....H
.....W.....2-1.....H
1992.....W.....2-0.....H
1993.....W.....7-0.....H
1998.....W.....3-0.....H
2000.....W.....6-2.....H

NORTHWESTERN: (FSU LEADS 7-2)

Home: 4-0...Away: 0-0...Neutral: 3-2
1991.....W.....2-0.....N
1992.....W.....10-0.....H
.....W.....1-0.....H
1994.....L.....2-8.....N
1997.....W.....2-0.....N
2001.....W.....2-1.....H
.....W.....8-2.....H
2011.....L.....0-3.....N
2012.....W.....1-0.....N

OHIO: (FSU LEADS 7-0)

Home: 2-0...Away: 0-0...Neutral: 5-0
1986.....W.....10-0.....N
.....W.....5-1.....N
1987.....W.....3-0.....N
.....W.....6-2.....N
1995.....W.....2-0.....N^
2000.....W.....8-1.....H
.....W.....6-1.....H

OHIO STATE: (FSU LEADS 10-3)

Home: 5-1...Away: 0-0...Neutral: 5-2
1984.....W.....5-2.....N
1985.....W.....6-0.....H
.....W.....3-2.....H
.....W.....11-1.....H
1986.....W.....8-0.....N
.....W.....3-2.....N
1988.....W.....6-1.....H
.....W.....2-1 (10).....H
1992.....W.....1-0.....N
.....L.....0-3.....N
1996.....L.....0-1.....H
1997.....W.....7-2.....N
2002.....L.....1-2 (11).....N

OKLAHOMA: (SERIES TIED 6-6)

Home: 1-0...Away: 0-0...Neutral: 5-6
1987.....L.....0-1.....N
.....W.....6-1.....N
1990.....L.....0-1 (8).....N
.....W.....3-2.....H
1991.....W.....7-1.....N
1994.....L.....1-3.....N^
1997.....W.....2-1.....N
2002.....W.....1-0.....N
2004.....W.....3-2.....N
2005.....L.....0-3.....N
2009.....L.....1-3.....N
2013.....L.....0-6.....N

OKLAHOMA CITY COLLEGE: (FSU LEADS 2-0)

Home: 0-0...Away: 0-0...Neutral: 2-0
1988.....W.....5-0.....N
1992.....W.....2-1.....N

OKLAHOMA STATE: (OSU LEADS 10-6)

Home: 0-2...Away: 1-2...Neutral: 5-6
1986.....W.....3-2.....N
.....W.....2-1.....N
1987.....L.....1-4.....A
.....W.....2-0.....A
1990.....L.....1-2 (8).....A
.....L.....1-4.....N%
1991.....W.....2-0.....N^
.....W.....4-3.....N^
1993.....L.....2-5.....N%
1994.....L.....0-1.....N
.....L.....0-1.....N
1995.....L.....1-5.....N
.....W.....7-4.....N
1998.....L.....0-4.....N^
2009.....L.....0-1.....H^
.....L.....0-1.....H^

ONONDAGA JC: (FSU LEADS 4-0)

Home: 4-0...Away: 0-0...Neutral: 0-0
1984.....W.....4-1.....H
.....W.....10-0.....H
1985.....W.....10-0.....H
.....W.....8-1.....H



SERIES RECORDS

OREGON: (OREGON LEADS 5-4)

Home: 2-2...Away: 0-0...Neutral: 2-3
1995.....W.....3-2.....N
1996.....W.....1-0.....N
1997.....L.....1-6.....N
1998.....L.....0-2.....N
2003.....L.....3-1.....H
2004.....W.....5-4.....H^
.....L.....1-0.....H^
.....W.....2-0.....H^
2014.....L.....0-3.....N%

OREGON STATE: (OREGON STATE LEADS 3-0)

Home: 0-0...Away: 0-0...Neutral: 0-3
2003.....L.....0-2.....N
.....L.....1-2.....N^
2011.....L.....5-6.....N

PACIFIC: (FSU LEADS 2-1)

Home: 0-0...Away: 0-1...Neutral: 2-0
1991.....W.....4-3.....N
2000.....L.....2-5.....A
2003.....W.....8-1.....N

PENN STATE: (FSU LEADS 8-1)

Home: 4-1...Away: 0-0...Neutral: 4-0
1984.....W.....5-0.....N
1992.....W.....7-0.....N
1994.....W.....6-2.....N
1996.....W.....4-3.....N
1998.....W.....3-0.....H
2002.....W.....4-0.....H
2003.....L.....3-4 (11).....H
2004.....W.....8-0.....H

PRESBYTERIAN: (FSU LEADS 1-0)

Home: 1-0...Away: 0-0...Neutral: 0-0
2013.....W.....8-0.....H

PRINCETON: (FSU LEADS 10-0)

Home: 7-0...Away: 0-0...Neutral: 3-0
1990.....W.....5-0.....H
.....W.....6-0.....H
1991.....W.....4-3.....N
1992.....W.....7-0.....H
.....W.....2-1.....H
1994.....W.....2-1.....H
2000.....W.....4-3.....H
.....W.....2-0.....H
2002.....W.....5-1.....N
2003.....W.....5-1.....N

PROVIDENCE: (PROVIDENCE LEADS 1-0)

Home: 0-0...Away: 0-0...Neutral: 0-1
1994.....L.....0-4.....N^

PURDUE: (FSU LEADS 5-1)

Home: 1-1...Away: 0-0...Neutral: 4-0
1998.....W.....8-1.....N
.....W.....5-4.....N
.....L.....0-1.....H
2009.....W.....8-0.....H
2014.....W.....2-1.....N
.....W.....4-1.....N

QUINCY COLLEGE: (FSU LEADS 2-0)

Home: 2-0...Away: 0-0...Neutral: 0-0
1985.....W.....4-2.....H
.....W.....1-0.....H

RADFORD: (FSU LEADS 4-2)

Home: 2-0...Away: 0-0...Neutral: 2-2
1984.....W.....8-0.....N
2005.....W.....4-0.....H
2007.....W.....2-1.....H
2010.....W.....10-1.....N^
.....L.....2-3.....N^
2012.....L.....2-3.....N

RHODE ISLAND: (FSU LEADS 3-0)

Home: 3-0...Away: 0-0...Neutral: 0-0
1991.....W.....6-0.....H
1993.....W.....10-0.....H
2004.....W.....11-0.....H

RIDER COLLEGE: (FSU LEADS 2-0)

Home: 2-0...Away: 0-0...Neutral: 0-0
1984.....W.....10-0.....H
.....W.....4-0.....H

ROBERT MORRIS: (FSU LEADS 5-1)

Home: 4-0...Away: 0-0...Neutral: 1-1
1992.....W.....1-0.....H
.....W.....14-1.....H
1994.....L.....0-1.....N
1995.....W.....3-0.....N
1998.....W.....4-1.....H
2004.....W.....9-1.....H

RUTGERS: (SAN DIEGO STATE LEADS 3-1)

Home: 5-0...Away: 0-0...Neutral: 2-1
1985.....W.....4-0.....H
1986.....W.....3-0.....H
1987.....W.....4-0.....H
1992.....W.....1-0.....H
.....W.....8-4.....H
2002.....W.....5-1.....N
2003.....W.....6-0.....H
2012.....L.....0-1.....N

SACRAMENTO STATE: (FSU LEADS 1-0)

Home: 0-0...Away: 0-0...Neutral: 1-0
1991.....W.....4-0.....N

SAGINAW VALLEY STATE: (FSU LEADS 3-0)

Home: 2-0...Away: 0-0...Neutral: 1-0
1984.....W.....1-0.....H
.....W.....7-2.....H
1985.....W.....6-0.....N

ST. JOHN'S: (FSU LEADS 4-1)

Home: 4-1...Away: 0-0...Neutral: 0-0
2002.....W.....8-3.....H
2004.....W.....7-4.....H
2006.....W.....7-2.....H
2011.....L.....5-11.....H
2012.....W.....5-1.....H

ST. JOSEPH'S: (FSU LEADS 3-0)

Home: 3-0...Away: 0-0...Neutral: 0-0
2004.....W.....7-0.....H
.....W.....14-0.....H
2005.....W.....4-0.....H

ST. LOUIS CC: (FSU LEADS 2-0)

Home: 2-0...Away: 0-0...Neutral: 0-0
1984.....W.....15-0.....H
.....W.....11-1.....H

ST. MARY'S (CA): (FSU LEADS 1-0)

Home: 0-0...Away: 0-0...Neutral: 1-0
2014.....W.....12-3.....N

ST. MARY'S (TEXAS): (FSU LEADS 1-0)

Home: 0-0...Away: 0-0...Neutral: 1-0
1986.....W.....2-1.....N

SAM HOUSTON: (SERIES TIED 1-1)

Home: 0-0...Away: 0-0...Neutral: 1-1
1986.....W.....3-2.....N
1990.....L.....0-2.....N

SAMFORD: (FSU LEADS 12-0)

Home: 10-0...Away: 0-0...Neutral: 2-0
1991.....W.....2-1.....H
.....W.....6-0.....H
.....W.....4-0.....N
1992.....W.....10-0.....H
.....W.....7-0.....H
.....W.....4-3.....N
1993.....W.....3-1.....H
.....W.....8-4.....H
1995.....W.....14-0.....H
2006.....W.....7-2.....H
2007.....W.....13-5.....H
.....W.....8-0(6).....H

SAN DIEGO STATE: (SAN DIEGO STATE LEADS 3-1)

Home: 0-0...Away: 0-0...Neutral: 1-3
2001.....W.....2-1 (8).....N
2011.....L.....2-10.....N
2012.....L.....0-1.....N^
.....L.....0-1.....N^

SETON HALL: (FSU LEADS 1-0)

Home: 0-0...Away: 0-0...Neutral: 1-0
2007.....W.....4-2.....N

SOUTH ALABAMA: (FSU LEADS 5-3)

Home: 2-1...Away: 3-2...Neutral: 0-0
2009.....W.....6-1.....H
2010.....W.....2-0.....A
2011.....W.....6-0.....H
2012.....L.....1-3.....H
2013.....L.....0-4.....A
.....W.....2-1.....A^
.....L.....0-3.....A^
.....W.....7-6 (8).....A^

SOUTH CAROLINA: (FSU LEADS 22-20)

Home: 11-6...Away: 5-8...Neutral: 6-6
1985.....L.....0-2.....H
.....W.....2-0.....H
1986.....W.....3-0.....A
1987.....L.....0-4.....N
.....L.....0-2.....N
.....W.....1-0 (9).....A
.....L.....1-3.....A
.....L.....0-1.....A
.....W.....2-1.....A
1988.....L.....1-5.....N
.....L.....0-1 (9).....A
.....L.....1-3.....A
1989.....L.....1-2 (10).....N^
1990.....L.....0-2 (9).....H
.....W.....3-0.....H
1991.....L.....3-4.....N
.....W.....4-1.....N
1992.....W.....3-2.....N
.....W.....2-0.....H
.....W.....6-0.....H
.....W.....2-0.....H
1993.....L.....4-6.....A
.....W.....7-0.....A
.....W.....8-0.....A
1994.....L.....2-3.....H

.....W.....3-1.....H
1995.....L.....1-2.....A
.....L.....2-3.....A
.....L.....3-6.....A
.....W.....5-4.....N
.....W.....6-0.....N
1996.....W.....4-2.....N
.....W.....5-1.....H
.....L.....3-5.....H
.....W.....2-1.....H
1998.....L.....0-3.....N
2002.....L.....0-4.....H
2004.....W.....3-1.....N
2005.....W.....4-2.....H
2006.....W.....4-3.....H
.....L.....2-4.....H
2007.....W.....8-3.....H

SOUTH DAKOTA STATE: (FSU LEADS 2-0)

Home: 2-0...Away: 0-0...Neutral: 0-0
2010.....W.....12-0.....H
.....W.....6-0.....H

SE LOUISIANA: (FSU LEADS 2-0)

Home: 2-0...Away: 0-0...Neutral: 0-0
2003.....W.....4-1.....H
2005.....W.....6-0.....H

SW MISSOURI STATE: (FSU LEADS 2-1)

Home: 2-0...Away: 0-0...Neutral: 0-1
1985.....W.....4-3.....H
.....L.....0-1.....N
1989.....W.....14-0.....H

SOUTHERN ILLINOIS: (FSU LEADS 8-4)

Home: 6-3...Away: 0-0...Neutral: 2-1
1988.....W.....5-1.....H
.....L.....1-2.....H
1989.....W.....4-2.....H
1990.....W.....4-0.....H
1993.....W.....1-0.....H
1996.....L.....3-4.....H
2002.....W.....2-1.....H
2005.....L.....0-4.....H
2007.....L.....4-1.....N
.....W.....6-0.....H
2010.....W.....9-1.....N
2012.....W.....2-0.....N

SOUTHERN MISS: (FSU LEADS 14-5)

Home: 9-4...Away: 2-0...Neutral: 3-1
1984.....W.....1-0.....A
.....W.....1-0.....A
.....W.....3-0.....N
1987.....W.....13-3.....H
1990.....W.....4-0.....N
.....W.....11-0.....N
1999.....L.....0-1.....N
2000.....L.....0-9.....H
.....L.....1-4.....H
2004.....W.....5-1.....H
.....W.....9-1.....H
2007.....W.....2-0.....H
.....W.....6-1.....H
2008.....W.....11-3.....H
2010.....L.....1-2.....H
2013.....L.....1-2.....H
2014.....W.....5-1.....H
.....W.....11-0.....H
.....W.....12-0.....H

STANFORD: (STANFORD LEADS 2-1)

Home: 0-0...Away: 0-0...Neutral: 1-2
1985.....W.....9-1.....N
1998.....L.....0-1.....N^
2013.....L.....1-3.....N

FLORIDA STATE®

EIGHT WOMEN'S COLLEGE WORLD SERIES APPEARANCES • 12 ACC CHAMPIONSHIPS

SERIES RECORDS

STEPHEN F. AUSTIN: (FSU LEADS 4-1)

Home: 1-0...Away: 0-0...Neutral: 3-1

1984	L	0-2	N
1990	W	5-2	N
2009	W	4-3	N
	W	10-5	N
2012	W	4-3 (8)	H

STETSON: (FSU LEADS 14-1)

Home: 9-0...Away: 2-0...Neutral: 3-1

1985	W	2-1	H
	W	4-1	N
1987	W	7-0	N
	L	3-4	N
	W	16-0	N
1989	W	6-0	H
1990	W	3-2	H
1994	W	7-0	H
	W	5-0	H
1995	W	8-0	H
	W	2-0	H
1996	W	1-0	H
	W	6-2	H
2000	W	2-0	A
	W	8-2	A

SUSQUEHANNA: (FSU LEADS 2-0)

Home: 2-0...Away: 0-0...Neutral: 0-0

1985	W	11-0	H
	W	8-2	H

TEMPLE: (FSU LEADS 12-1)

Home: 6-0...Away: 0-0...Neutral: 6-1

1985	W	2-0	H
	W	3-0	H
1986	W	7-0	N
	W	2-0	N
1987	L	0-1 (8)	N
	W	6-3	N
	W	5-0	N
1988	W	3-0	H
	W	2-0	H
	W	4-3	N
1989	W	2-1	H
	W	8-2	H
	W	3-1	N

TENNESSEE: (UT LEADS 2-0)

Home: 0-0...Away: 0-0...Neutral: 0-2

2006	L	0-1	N
2008	L	5-8	N

UT-CHATTANOOGA: (FSU LEADS 9-0)

Home: 4-0...Away: 2-0...Neutral: 3-0

1996	W	5-2	N
1997	W	3-1	H
2000	W	1-0	A
	W	2-1	A
2001	W	4-1	H
	W	3-2 (10)	H
2002	W	1-0 (8)	N^
2008	W	5-3	N^
2012	W	1-0	H

TENNESSEE STATE: (FSU LEADS 1-0)

Home: 1-0...Away: 0-0...Neutral: 0-0

2013	W	8-0	H
------	---	-----	---

TENNESSEE TECH: (FSU LEADS 5-1)

Home: 2-0...Away: 0-0...Neutral: 3-1

1986	W	8-0	N
	W	11-1	N
1987	W	10-0	N
2007	L	9-8 (8)	N
2012	W	5-2	H
	W	8-0	H

TEXAS: (UT LEADS 7-4)

Home: 1-0...Away: 1-3...Neutral: 2-4

1998	L	1-9	N
2000	L	0-1	N
2002	W	1-0	H
	L	2-4	N
2004	W	2-1	N
2005	L	2-7	N
2009	L	2-3	A
	W	6-4	A
	W	2-0	N
2013	L	2-3	A^
	L	0-4	A^

TEXAS A&M: (A&M LEADS 5-4)

Home: 1-1...Away: 0-1...Neutral: 3-3

1984	L	2-6	N
1985	L	1-2	A
1986	W	1-0	N
1988	L	0-1	N^
1990	W	3-1	N
	W	5-0	N^
1994	L	3-7	H
2004	W	8-0	H
2008	L	0-7	N

TEXAS-ARLINGTON: (UTA LEADS 1-0)

Home: 0-0...Away: 0-0...Neutral: 0-1

1990	L	0-2	N
------	---	-----	---

TEXAS TECH: (TEXAS TECH LEADS 4-1)

Home: 0-0...Away: 0-0...Neutral: 1-4

2000	W	3-0	N
2002	L	1-4 (8)	N
	L	7-8 (9)	N
2003	L	0-1	N^
2010	L	1-2	N

TOLEDO: (FSU LEADS 8-1)

Home: 7-1...Away: 0-0...Neutral: 1-0

1985	W	3-2	H
1986	W	4-0	H
1987	L	0-3	H
	W	9-6	H
	W	8-1	H
1991	W	1-0	N
1993	W	11-0	H
	W	4-0	H
1999	W	9-1	H

TROY: (FSU LEADS 25-11-1)

Home: 19-6...Away: 6-4-1...Neutral: 0-1

1995	W	3-1	H
	W	3-0	H
1996	W	5-2	H
	L	1-2	H
1997	W	3-2	A
	T	1-1	A
1998	L	0-5	H
	W	5-4	H
1999	W	6-1	H
	W	7-0	H
2000	W	2-1	H
2001	W	11-0	H
	W	1-0	A
	L	1-2	A
2002	L	2-4	N
	W	7-2	H
	W	9-1	H
2003	W	8-3	A
	W	7-1	A
2004	W	11-2	H
	W	6-2	H
2005	L	3-5	A
	L	1-3	A
2006	W	4-3	H
	L	2-4	H
2007	W	5-3	A
	W	4-2	A
2008	L	1-3	H
	L	0-3	H
	W	3-2	H

2009	W	2-0	H
	W	8-0	H
	W	1-0	H
2012	L	3-4	A
2013	W	12-6	H
	L	3-6	H
	W	8-0	H

TULSA: (TULSA LEADS 2-0)

Home: 0-2...Away: 0-0...Neutral: 0-0

2013	L	2-3 (8)	H
	L	1-4	H

UAB: (FSU LEADS 4-1)

Home: 3-0...Away: 0-0...Neutral: 0-0

2002	W	9-0	H
	W	5-3	H
	W	4-1	H
2011	L	0-2	N^
	W	13-1	N^

UCF: (FSU LEADS 13-5)

Home: 6-2...Away: 6-3...Neutral: 1-0

2002	W	10-2	N
2003	W	2-1(9)	H
	W	2-0	H
2004	W	2-1	A
	W	3-2	A
2005	L	1-2	H
	W	1-0	H
2006	W	2-0	A
	W	8-2	A
2007	L	0-1(12)	H
	W	8-3	H
2008	L	0-2	A
	L	1-4	A
2010	W	6-1	A
2011	L	1-2	A
2012	W	6-2 (9)	H
2013	W	10-3	A
2014	W	6-1	H

UCLA: (UCLA LEADS 8-2)

Home: 0-0...Away: 0-0...Neutral: 2-8

1990	L	1-3	N%
1991	L	2-5	N
	L	0-1	N%
1994	L	0-3	N
1996	L	0-4	N
2000	L	0-3	N
	L	1-6	N^
2002	L	1-7	N^
2002	W	2-1 (9)	N%
2012	W	2-1	N^

ULM: (FSU LEADS 3-0-1)

Home: 1-0...Away: 0-0-1...Neutral: 2-0

1984	T	0-0	A
1985	W	1-0	N
	W	10-1	N
1988	W	5-1	H

UNLV: (FSU LEADS 5-1)

Home: 0-0...Away: 0-0...Neutral: 5-1

1990	W	4-1	N%
1991	W	3-1	N%
1992	W	4-0	N^
1996	L	2-3	N
1999	W	9-6	N
2004	W	2-1	N

USF: (FSU LEADS 40-13)

Home: 14-4...Away: 16-7...Neutral: 10-2

1985	W	2-1	A
	L	3-4	A
	W	2-1	H
	W	2-1	H
	L	1-2	H
	W	1-0	A
	W	1-0	A

1986	W	1-0	H
	W	2-1	H
	W	3-0	N
1987	L	3-7	A
	W	5-4	N
	L	0-2	N
	W	1-0	N
1988	W	2-1	A
	W	8-5 (11)	A
	W	8-1	A
1989	W	4-2	H
	W	8-1	H
	W	2-0	N
1990	W	2-1	A
	W	4-1	A
	W	2-0	A
1991	W	2-0	A
	L	0-2	A
	W	6-5	N
	W	2-0	N
1992	W	5-1	A
	W	3-0	A
	W	1-0	H
1993	W	10-0	H
	W	7-0	H
	W	1-0	N
1994	W	2-0	N
	W	4-2	A
	W	6-5	A
1995	W	4-0	H
	L	3-4	H
	L	0-3	N
1996	W	1-0	A
	L	1-4	A
	W	3-1	N^
	W	6-0	N^
1997	L	3-4	H
	L	1-3	H
1998	W	2-1	A
	L	2-3	A
1999	L	1-2	A
	W	2-1	H
	W	5-1	H
2012	L	1-2	A
2014	W	2-0 (11)^	H
	W	2-1	H

UTAH: (UTAH LEADS 8-3)

Home: 1-1...Away: 0-1...Neutral: 2-6

1986	L	2-6	N
1988	W	3-0	N
	L	4-8	N
1993	L	2-3	N
1997	L	2-6	N
1998	W	2-1	N
	L	1-4	N
1999	L	1-5	N
2005	L	5-8	A
2011	L	4-5	H
	W	7-3	H

UTAH STATE: (FSU LEADS 3-1)

Home: 0-0...Away: 0-0...Neutral: 3-1

1985	L	0-2	N
1994	W	5-3	N
1996	W	6-5	N
1999	W	12-3	N

UTEP: (FSU LEADS 1-0)

Home: 0-0...Away: 0-0...Neutral: 1-0

2014	W	8-0	N
------	---	-----	---

VALPARAISO: (FSU LEADS 2-0)

Home: 2-0...Away: 0-0...Neutral: 0-0

1986	W	5-0	H
	W	2-0	H

VILLANOVA: (VILLANOVA LEADS 1-0)

Home: 0-0...Away: 0-0...Neutral: 0-1

2000	L	2-3	N
------	---	-----	---



SERIES RECORDS

WASHINGTON (WASHINGTON LEADS 7-5)

Home: 0-1...Away: 0-0...Neutral: 5-6

1996.....	L.....	6-13.....	N
.....	L.....	1-3.....	N
1997.....	L.....	3-8.....	N
1998.....	W.....	1-0.....	N
2002.....	L.....	4-6.....	H
.....	W.....	3-2.....	N
2004.....	W.....	7-1.....	N
.....	W.....	2-0.....	N%
2007.....	W.....	3-1.....	N
2008.....	L.....	3-4.....	N
2009.....	L.....	1-4.....	N
2013.....	L.....	0-2.....	N

WEST FLORIDA: (FSU LEADS 47-4)

Home: 21-2...Away: 24-2...Neutral: 2-0

1983.....	W.....	10-4.....	A
.....	W.....	10-9.....	A
.....	W.....	3-1.....	N
.....	W.....	17-4.....	H
.....	W.....	5-1.....	N
1986.....	W.....	5-0.....	H
.....	W.....	6-0.....	H
.....	W.....	3-0.....	A
.....	W.....	5-1.....	A
1987.....	W.....	1-0.....	A
.....	W.....	4-0.....	A
1988.....	W.....	1-0 (8).....	H
.....	W.....	1-0.....	H
.....	W.....	5-3.....	A
.....	L.....	1-2.....	A
1989.....	W.....	3-2 (10).....	H
.....	L.....	1-5.....	H
.....	W.....	3-2.....	A
.....	W.....	3-0.....	A
1990.....	W.....	1-0.....	H
.....	W.....	1-0.....	H
.....	W.....	2-0 (11).....	A
.....	W.....	6-0.....	A
1991.....	W.....	4-3.....	H
.....	L.....	0-5.....	H
.....	W.....	1-0.....	A
.....	W.....	7-0.....	A
1992.....	W.....	2-0.....	H
.....	W.....	2-0.....	H
.....	W.....	6-0.....	A
.....	W.....	11-2.....	A
1993.....	W.....	6-1.....	H
.....	W.....	3-1.....	H
.....	W.....	5-0.....	A
.....	W.....	7-0.....	A
1994.....	W.....	10-0.....	H
.....	W.....	5-0.....	H
.....	L.....	1-4.....	A
.....	W.....	8-0.....	A
1995.....	W.....	8-0.....	A
.....	W.....	3-2.....	A
.....	W.....	9-3.....	H
.....	W.....	3-0.....	H
1996.....	W.....	8-0.....	H
.....	W.....	8-0.....	H
.....	W.....	6-0.....	A
.....	W.....	10-0.....	A
1998.....	W.....	9-3.....	A
.....	W.....	10-6.....	A
.....	W.....	2-1.....	H
.....	W.....	5-3.....	H

WESTERN CAROLINA: (FSU LEADS 3-0)

Home: 1-0...Away: 0-0...Neutral: 2-0

1981.....	W.....	1-0.....	N
.....	W.....	13-9.....	N
2012.....	W.....	9-1.....	H

WESTERN ILLINOIS: (FSU LEADS 8-3)

Home: 5-2...Away: 0-0...Neutral: 3-1

1984.....	L.....	1-3.....	H
.....	W.....	3-1.....	H
1985.....	W.....	1-0.....	H
.....	W.....	9-0.....	N
1986.....	W.....	11-0.....	H
.....	L.....	4-6.....	H
1989.....	W.....	5-2.....	N
1991.....	W.....	2-1.....	N
.....	W.....	2-1.....	H
1999.....	L.....	0-1.....	N
2006.....	W.....	11-6.....	H

WESTERN MICHIGAN (FSU LEADS 1-0)

Home: 1-0...Away: 0-0...Neutral: 0-0

2006.....	W.....	2-1.....	H
-----------	--------	----------	---

WICHITA STATE: (FSU LEADS 1-0)

Home: 0-0...Away: 0-0...Neutral: 1-0

1990.....	W.....	1-0.....	N
-----------	--------	----------	---

WINTHROP: (FSU LEADS 6-0)

Home: 2-0...Away: 0-0...Neutral: 4-0

1987.....	W.....	8-0.....	N
1991.....	W.....	4-1.....	N
.....	W.....	2-0.....	H
.....	W.....	4-1.....	N
1992.....	W.....	3-1.....	N
2003.....	W.....	1-0.....	H

WISCONSIN: (FSU LEADS 6-1)

Home: 2-1...Away: 0-0...Neutral: 4-0

1997.....	L.....	3-12.....	H
2000.....	W.....	3-0.....	N
.....	W.....	6-5.....	N
2011.....	W.....	7-1.....	H
.....	W.....	9-0.....	H
2012.....	W.....	6-2.....	N
.....	W.....	2-1.....	N

WRIGHT STATE: (FSU LEADS 1-0)

Home: 0-0...Away: 0-0...Neutral: 1-0

1998.....	W.....	8-3.....	N
-----------	--------	----------	---

YALE: (FSU LEADS 1-0)

Home: 0-0...Away: 0-0...Neutral: 1-0

1995.....	W.....	11-1.....	N
-----------	--------	-----------	---

YOUNGSTOWN STATE: (FSU LEADS 4-0)


Home: 4-0...Away: 0-0...Neutral: 0-0

1997.....	W.....	8-2.....	H
.....	W.....	6-3.....	H
1998.....	W.....	1-0.....	H
.....	W.....	10-2.....	H

* - ACC Conference game
- ACC Championship game
^ - NCAA Tournament game
%- NCAA Women's College World Series



UNIVERSITY ADMINISTRATION



JOHN THRASHER
PRESIDENT




STAN WILCOX
ATHLETICS DIRECTOR



PAMELA L. PERREWE'
FACULTY ATHLETICS
REPRESENTATIVE



CINDY HARTMANN
DEPUTY ATHLETICS DIRECTOR
FOR ADMINISTRATION/
SOFTBALL SPORT OVERSIGHT



KARL HICKS
DEPUTY ATHLETICS DIRECTOR
FOR EXTERNAL OPERATIONS



VANESSA FUCHS
SENIOR ASSOCIATE
ATHLETICS DIRECTOR/
SWA



MONK BONASORTE
SENIOR ASSOCIATE
ATHLETICS DIRECTOR



DR. GREG BEAUMONT
SENIOR ASSOCIATE
ATHLETICS DIRECTOR/
ASSOCIATE DEAN



MATT BEHNKE
SENIOR ASSOCIATE
ATHLETICS DIRECTOR/
CFO

2014-15 FLORIDA STATE BOARD OF TRUSTEES



Allan Bense,
Chair



Leslie Pantin,
Vice Chair



**Edward E. "Ed"
Burr**



**Joseph L.
Camps**



**Stefano J.
Cavallaro**



**Emily
Fleming Duda**



**Joseph
Gruters**



**Wm. Andrew
Haggard**



**Mark
Hillis**



**Kathryn
Ballard**



**Margaret A.
"Peggy" Rolando**



**Brent W.
Semler**



**Gary
Tyson**



MEDIA INFORMATION

A NOTE TO THE MEDIA, FANS AND OPPONENTS

Florida State Assistant Sports Information Director Scott Moriak is ready to assist you with any questions or requests you may have about the 2015 Seminole softball program, almanac, coaches and student-athletes. Please do not hesitate to contact the FSU Sports Information office if we can further assist you.

PLAYERS & COACHES INTERVIEWS

All players and coaches interviews should be arranged through the sports information office by contacting Scott Moriak at (715) 641-0365 at least 24 hours in advance. Student-athlete's phone numbers will not be released. Media may not contact any student-athlete through the use of social media, including Facebook and Twitter.

HOW TO COVER THE SEMINOLES

Members of the media are supplied with weekly press releases, including updated statistics, as well as conference and national rankings and information on upcoming games. This information may be obtained in the sports information office and will be updated after every game at www.seminoles.com.

WHERE THE HOME GAMES WILL BE

All of the 2015 softball home games take place on JoAnne Graf Field at the Seminole Softball Complex (capacity 1,000). Media should notify the sports information office prior to home games if they plan to attend. Any accredited photographer wishing to shoot the matches must check in with Scott Moriak prior to game day.

FSU ON THE WEB

All the game stories, updated stats, weekly releases and Seminole softball news you could ever ask for is available 24 hours a day, 365 days a year at Seminoles.com. The official FSU athletics Web site is your first stop for all the information you could ever need on the Seminole softball team and is updated immediately following each game.

FOLLOW SEMINOLE SOFTBALL ON TWITTER

Media and fans are encouraged to follow @FSU_Softball on the team's official Twitter page and Facebook (Facebook.com/FSUSoftball) for instantaneous information surrounding the squad. Throughout the 2015 regular season, in-game tweeting will be provided in addition to NeuLion livestats.



SCOTT MORIAK

SID Assistant
850-644-1403 (O)
715-641-0365 (C)
smoriak@fsu.edu

CONTACT US

850-644-1403 | FAX 850-644-3820

Mailing Address

PO Box 2195
Tallahassee, FL 32316

Shipping Address

403 Stadium Drive, West
Room D-107
Tallahassee, FL 32306



ELLIOTT FINEBLOOM

Asst. AD/SID
850-644-1065 (O)
850-445-6952 (C)
efinebloom@fsu.edu



KERWIN LONZO

Associate SID
850-644-5656 (O)
850-544-4630 (C)
klonzo@fsu.edu



BOB THOMAS

Associate SID
850-644-0615 (O)
850-694-1768 (C)
bthomas2@fsu.edu



CHUCK WALSH

Deputy SID
850-644-1077 (O)
850-694-2540 (C)
cwalsh@fsu.edu



JASON LETURMY

Assistant SID
850-644-3920 (O)
850-228-7568 (C)
jleturmy@fsu.edu



STEVE STONE

Assistant SID
850-644-4836 (O)
850-363-0990 (C)
sstone@fsu.edu



ZACH STIPE

Assistant SID
850-645-7683 (O)
850-228-7583 (C)
zstipe@fsu.edu



CHRISTA SALERNO

SID Assistant
850-644-3920 (O)
412-952-1162 (C)
csalerno@fsu.edu



AARON BRECHEISEN

SID Assistant
954-663-1186 (C)
ajb09j@my.fsu.edu



STEVEN MCCARTNEY

SID Assistant
850-322-6711 (C)
smccartney@fsu.edu



2015 TEAM PHOTO ROSTER



2
**Morgan
Klaevemann**
FR - OF
Refugio, Texas




4
**Megan
McReynolds**
FR - 1B
Winter Garden, Fla.



5
**Alex
Kossoff**
JR - OF
Redondo Beach, Calif.



7
**Maddie
O'Brien**
R-SR - SS
Palm Harbor, Fla.



8
**Korina
Rosario**
FR - OF/P
Pensacola, Fla.



11
**Alex
Powers**
R-SO - 1B
Melbourne, Fla.



13
**Lacey
Waldrop**
SR - P
Chester, Va.



14
**Ellie
Cooper**
SO - UT
Fenton, Mo.



15
**Katie
Baker**
FR - INF
Tallahassee, Fla.



16
**Jessica
Burroughs**
R-SO - P
Warner Robins, Ga.



17
**Amy
Szymanowski**
JR - C
Land O' Lakes, Fla.



18
**Victoria
East**
JR - UT
Pensacola, Fla.




24
**Victoria
Daddis**
SO - UT
St. Johns, Fla.



25
**Macey
Cheatham**
JR - C
Wellington, Fla.



27
**Bailey
Schinella**
SR - UT/P
Valrico, Fla.



28
**Bella
D'Errico**
SO - OF
Ponte Vedra Beach, Fla.



30
**Jessica
Warren**
FR - INF
Tampa, Fla.



31
**Sienna
Surber**
FR - C
Jackson, Mich.



32
**Rylan
Harvey**
R-FR - 1B
Mont Belvieu, Texas



44
**Lauren
Harris**
SO - OF
St. Cloud, Fla.



48
**Meghan
King**
FR - P
Parkland, Fla.



HG
**Lonni
Alameda**
Head Coach



AG
**Travis
Wilson**
Assistant Coach



AG
**Craig
Snider**
Assistant Coach



2015 FSU SOFTBALL SCHEDULE

Day	Date	Opponent	Location	Time (EST)/Result
Renegade Classic				
Sat	Feb. 7	Georgia Southern	Tallahassee, Fla.	10:00 a.m.
Sat	Feb. 7	No. 6 Kentucky	Tallahassee, Fla.	12:30 p.m.
Sun	Feb. 8	No. 6 Kentucky	Tallahassee, Fla.	12:30 p.m.
Sun	Feb. 8	Georgia Southern	Tallahassee, Fla.	2:30 p.m.
Tue	Feb. 10	at FAMU	Tallahassee, Fla.	6:00 p.m.
Unconquered Invitational				
Fri	Feb. 13	No. 18 Nebraska	Tallahassee, Fla.	4:45 p.m.
Fri	Feb. 13	Western Kentucky	Tallahassee, Fla.	7:00 p.m.
Sat	Feb. 14	No. 8 Michigan	Tallahassee, Fla.	4:45 p.m.
Sat	Feb. 14	No. 8 Michigan	Tallahassee, Fla.	7:00 p.m.
Sun	Feb. 15	No. 18 Nebraska	Tallahassee, Fla.	12:15 p.m.
Mary Nutter Collegiate Classic				
Thurs	Feb. 19	No. 13 Tennessee	Palm Springs, Calif.	3:30 p.m.
Thurs	Feb. 19	South Carolina	Palm Springs, Calif.	6:00 p.m.
Fri	Feb. 20	Oklahoma State	Palm Springs, Calif.	11:00 p.m.
Sat	Feb. 21	Cal	Palm Springs, Calif.	3:00 p.m.
Sat	Feb. 21	No. 7 UCLA	Palm Springs, Calif.	6:00 p.m.
Wed	Feb. 25	FAMU (ESPN3)	Tallahassee, Fla.	6:00 p.m.
Sat	Feb. 28	Boston College*	Tallahassee, Fla.	4:00 p.m.
Sat	Feb. 28	Boston College*	Tallahassee, Fla.	6:00 p.m.
Sun	March 1	Boston College*	Tallahassee, Fla.	12:00 p.m.
FAU Parents Weekend Tournament				
Fri	March 6	Coastal Carolina	Boca Raton, Fla.	10:00 a.m.
Fri	March 6	Bethune-Cookman	Boca Raton, Fla.	12:15 p.m.
Sat	March 7	Memphis	Boca Raton, Fla.	1:30 p.m.
Sat	March 7	FAU	Boca Raton, Fla.	6:00 p.m.
Sun	March 8	Coastal Carolina	Boca Raton, Fla.	10:00 a.m.
Tues	March 10	FAU	Boca Raton Fla.	6:00 p.m.
Thurs	March 12	USC Upstate (ESPN3)	Tallahassee, Fla.	5:00 p.m.
Thurs	March 12	USC Upstate (ESPN3)	Tallahassee, Fla.	7:00 p.m.
Sat	March 14	No. 22 Notre Dame*	Tallahassee, Fla.	4:00 p.m.
Sat	March 14	No. 22 Notre Dame*	Tallahassee, Fla.	6:00 p.m.
Sun	March 15	No. 22 Notre Dame*	Tallahassee, Fla.	12:00 p.m.
Tues	March 17	Colgate (ESPN3)	Tallahassee, Fla.	6:00 p.m.
Wed	March 18	Troy	Tallahassee, Fla.	6:00 p.m.
Sat	March 21	Virginia Tech* (ESPN3)	Blacksburg, Va.	12:00 p.m.
Sat	March 21	Virginia Tech* (ESPN3)	Blacksburg, Va.	2:00 p.m.
Sun	March 22	Virginia Tech*	Blacksburg, Va.	1:00 p.m.
Wed	March 25	No. 20 Auburn (ESPN3)	Tallahassee, Fla.	5:00 p.m.
Wed	March 25	No. 20 Auburn (ESPN3)	Tallahassee, Fla.	7:00 p.m.
Sat	March 28	Pitt*	Tallahassee, Fla.	4:00 p.m.
Sat	March 28	Pitt*	Tallahassee, Fla.	6:00 p.m.
Sun	March 29	Pitt*	Tallahassee, Fla.	12:00 p.m.
Fri	April 3	NC State*	Raleigh, N.C.	5:00 p.m.
Fri	April 3	NC State*	Raleigh, N.C.	7:00 p.m.
Sat	April 4	NC State*	Raleigh, N.C.	12:00 p.m.
Wed	April 8	No. 1 Florida	Tallahassee, Fla.	6:00 p.m.
Sun	April 12	Louisville*	Louisville, Ky.	4:00 p.m.
Sun	April 12	Louisville* (ESPN3)	Louisville, Ky.	7:00 p.m.
Mon	April 13	Louisville* (ESPN3)	Louisville, Ky.	7:00 p.m.
Wed	April 15	Georgia State	Tallahassee, Fla.	5:00 p.m.
Wed	April 15	Georgia State	Tallahassee, Fla.	7:00 p.m.
Sat	April 18	Virginia*	Tallahassee, Fla.	4:00 p.m.
Sat	April 18	Virginia*	Tallahassee, Fla.	6:00 p.m.
Sun	April 19	Virginia*	Tallahassee, Fla.	11:00 a.m.
Wed	April 22	No. 1 Florida (SEC Network)	Gainesville, Fla.	7:00 p.m.
Sat	April 25	Georgia Tech*	Atlanta, Ga.	12:00 p.m.
Sat	April 25	Georgia Tech*	Atlanta, Ga.	2:00 p.m.
Sun	April 26	Georgia Tech*	Atlanta, Ga.	12:00 p.m.
Thurs-Sat	May 7-9	ACC Championship (RSN/ESPN)	Blacksburg, Va.	TBA
Fri-Sun	May 15-17	NCAA Regional	16 Campus Sites	TBA
Thurs-Sun	May 21-24	NCAA Super Regional	8 Campus Sites	TBA
Thurs-Wed	May 28-June 3	Women's College World Series	Oklahoma City, Okla.	TBA

Home games are in bold | * denotes ACC Game | 2015 Preseason rankings listed