

WASHINGTON STATE  
Cougar History



# COUGAR BASEBALL HISTORY

Cougar baseball is almost as old as Washington State University. Classes met for the first time Jan. 13, 1892, and in March of that year the students organized a baseball team. It is only natural that baseball should have been the first organized sport at WSU, since at the time the University was founded the game was immensely popular all over the country.

The 1995 season marked a special celebration in Cougar baseball history. It was the 100th year WSU had fielded a baseball team. Following the first season, 1892, play was discontinued and did not resume until 1896. After another brief interruption from play in 1897, baseball became a regular on the sports menu and has been played every year beginning in 1898.

The first game played by the first Cougar team is recorded as a 26-0 win over the Pullman Military College on March 12, 1892. The military school was located on what is now known as "Military Hill" in the northwest part of Pullman. The school was destroyed by fire in 1893.

Captains, chosen by the players, ran the early Cougar baseball teams. From 1892 through 1900 the Cougars won 21 games and lost nine without benefit of a regular coach.

H. E. Lougheed is regarded as the first official baseball coach at WSU. He served from 1901 through 1903, and his teams won 24 games while losing 18. Since then, the school has had regularly assigned coaches, some of them football coaches putting in time between seasons, and in the World War I years of 1916-20, athletic director J. Fred "Doc" Bohler took over the task.

Baseball really came of age at WSU with the appointment of Arthur B. "Buck" Bailey in 1927. Buck came to Pullman with football coach Orin E. "Babe" Hollingbery in the fall of 1926. A famous football player at Texas A&M and Bethany College and the captain of the West team in the first East-West Shrine Football Game ever played, Bailey also was a baseball player of note. From 1927 to 1942, Buck coached Hollingbery's line during the football season and ran the Cougar baseball program in the spring. He took three years off during World War II, then returned to boss the diamond teams here from 1946 until his retirement in 1961.

Bailey was baseball and baseball was Bailey at Washington State. Buck gave the Cougars their most consistent winner in any sport, and he did it with such flair that Washington State was almost as popular on the road as at home. In 32 seasons, Buck's Cougars won 11 Northern Division titles and finished second an equal number of times. His greatest team—the 1950 squad—posted a mark of 32-6 and finished second in the College World Series in Omaha, Nebraska.

## BRAYTON'S MILESTONES

- 3-22-62: 1st win (and game), 9-4 vs. Gonzaga at Lewiston;
- 5-21-65: 100th win, 2-1 vs. Washington at Seattle;
- 3-27-69: 200th win, 8-0 vs. W. Washington at Lewiston;
- 4-15-72: 300th win, 5-0 vs. Washington at Seattle;
- 3-24-75: 400th win, 18-2 vs. Cornell at Riverside, Calif.;
- 5-1-77: 500th win, 6-2 vs. Washington at Seattle;
- 3-16-80: 600th win, 9-7 vs. LCSC at Lewiston;
- 4-9-83: 700th win, 11-6 vs. CWU at Pullman;
- 4-30-83: 1,000th WSU game, 6-2 vs. Gonzaga at Pullman;
- 5-1-85: 800th win, 10-4 vs. Whitworth at Pullman;
- 3-16-88: 900th win, 6-5 vs. Clemson at Fresno, Calif.;
- 4-11-90: 1,000th win, 14-6 vs. E. Washington at Pullman;
- 3-7-93: 1,100th win, 9-6 vs. Gonzaga at Lewiston;
- 5-20-94: Last game, 11-9 vs. Portland at Pullman.

When Bailey retired in 1961, one of his finest players returned to Washington State to take over his squad. Chuck "Bobo" Brayton, three-time All-Northern player and twice captain of the Cougars in the 1946-48 era, when Bailey's teams won two Northern Division titles, succeeded Bailey at Cougarville. Brayton coached at Yakima Valley College after receiving his degree at Washington State in 1950, where he became WSU's first baseball All-American for his play at shortstop in 1947. Brayton continued the winning tradition at Washington State, becoming the winningest coach in WSU athletic history, surpassing the legendary Bailey.


When Brayton retired in 1994, he did so not only as the winningest coach in WSU history with 1,162 victories, but as the fourth winningest baseball coach in the history of NCAA Div. I play.

In January, 2000, the home of Cougar baseball was re-dedicated in honor of both Bailey and Brayton. The complex is now known as Bailey-Brayton Field.

Donnie Marbut is the third coach to direct WSU baseball fortunes since Brayton's retirement. Marbut took over in 2005 after one year as a Cougar assistant and four years as the head coach at Edmonds Community College. The Portland State graduate (1997) was 152-38 and his Titan clubs won two State community college titles.

Steve Farrington (1995-2000) succeeded Brayton after an outstanding career at Lower Columbia College. Tim Mooney (2001-04), after a great 14-year run at Albertson College, took over for Farrington and spent four seasons at WSU before resigning after the 2004 season.

Washington State draws more fans to its games than any other conference team. Crowds average between 1,000 and 2,000 on the weekends of important conference games. Bailey Field was relocated in 1980, giving WSU one of the finest collegiate baseball facilities on the West Coast, complete with seating for nearly 3,500 fans and an electronic scoreboard. A \$250,000 lighting project was completed during the 1984 season. In 2004 FieldTurf was installed throughout the field giving WSU a nearly-rain proof facility. The only dirt in the field is home plate and the pitcher's mound.



"Bobo" Brayton, 1962-94





"Buck" Bailey, 1927-42, 1946-61



Jack Friel, 1943-45




# COUGAR BASEBALL HISTORY



In 1950 there were no aluminum bats, and baseball was played the old-fashioned way with wood and leather. College baseball was not a marquee sport, but that year it permanently placed its name on the sports map by moving the College World Series to its present site in Omaha, Neb.

In 1999 at Rosenblatt Stadium in Omaha, the College World Series celebrated its golden anniversary. The University of Miami outlasted Florida State University for a 6-5 victory in the title game to give the Hurricanes their third national championship. Joining in the festivities at the 50th College World Series in Omaha were players from the first title game in 1950, featuring the University of Texas and Washington State University.

Former Cougar players Bob McGuire, Clayton Carr, Gene Camp, Sonny Galloway, and Leland Dolquist, along with Cougar coaching legend Bobo Brayton and former Athletic Director Rick Dickson, returned to Omaha to help celebrate the 50th anniversary of the College World Series.



# WSU WIN-LOSS RECORD BY YEAR

YEAR	CONFERENCE			CAPTAIN(S)
	W	L	FINISH	
1892	11	1		F. McReynolds
1896	1	0		L. B. Long
1898	5	3		J. Winston
1899	4	2		B. Hamilton
1900	0	3		S. N. Davis
1901	10	6		H. Mumm
1902	5	7		L. Thompson
1903	9	5		F. T. Barnard
1904	10	2		E. W. Thorpe
1905	8	2		E. E. Saunders
1906	12	10		F. Brown
1907	16	3		F. Brown
1908	14	4		C. Weller
1909	5	11		L. Buck
1910	7	12	6 9 5th	L. Buck
1911	10	7	9 6 2nd	H. Bradley
1912	5	6	3 4 3rd	E. Pape
1913	11	3	7 1 1st	R. McElroy
1914	12	6	7 1 1st	C. Casad
1915	16	6	8 0 1st	A. Anderson
1916	9	7	6 0 1st	A. Hartman
1917	6	0		L. Passmore
1918	13	1	11 1 1st	B. Lewis
1919	10	6	1 4 4th	D. Kuehl
1920	9	13	2 7 6th	N. Kulzer
1921	17	6	8 4 2nd	M. Rockey
1922	15	6	10 6 3rd	R. Sandberg
1923	16	6	9 3 2nd	S. Bray
1924	21	9	16 9 1st	H. Cooke
1925	9	8	4 7 4th	H. Weingarten
1926	20	6	6 2 2nd	
1927	13	5	6 2 1st	
1928	13	7	6 2 T-1st	
1929	14	9	9 7 2nd	
1930	16	8	8 8 4th	
1931	15	10	9 7 2nd	
1932	19	7	11 4 2nd	
1933	16	5	8 4 1st	
1934	14	8	7 5 2nd	
1935	15	12	8 8 T-3rd	J. Caraher
1936	15	8	12 4 1st	
1937	16	7	12 4 2nd	G. Nethercutt
1938	12	15	10 6 T-1st	C. Carlson
1939	16	13	10 6 2nd	A. Brannford
1940	18	10	9 6 2nd	D. Emerson
1941	17	13	8 8 T-3rd	V. Butts
1942	23	11	7 7 T-2nd	C. Dosskey
1943	10	16	6 10 4th	
1944	10	3	3 1 1st	
1945	9	5	3 0 1st	
1946	17	13	6 10 4th	J. Hemel
1947	23	11	11 5 1st	C. Brayton/B. Faller
1948	21	7	8 3 1st	C. Brayton
1949	33	9	12 4 1st	T. Marier
1950	32	6	12 2 1st	C. Carr
1951	30	11	11 5 2nd	C. Carr
1952	19	15	6 10 4th	B. Boytz
1953	14	14	8 8 3rd	G. Kranc
1954	18	12	7 9 4th	S. Poppe
1955	13	8	6 4 3rd	T. Sparks

YEAR	CONFERENCE			CAPTAIN(S)
	W	L	FINISH	
1956	28	8	11 3 1st	J. Bartow
1957	14	21	5 11 5th	J. Trembly
1958	19	11	9 5 T-2nd	G. Whiting
1959	20	15	10 6 2nd	D. Jones
1960	29	6	9 2 1st	A. Kangas
1961	21	10	8 4 1st	N. August
1962	18	12	8 5 3rd	P. Tomlinson
1963	24	8	7 7 3rd	R. Langhans
1964	31	9	10 6 2nd	D. Pate/B. Stephens
1965	33	8	14 4 1st	J. Olerud
1966	35	8	15 1 1st	D. Ford
1967	22	10	7 6 6th	J. Hannah
1968	29	9	11 7 3rd	J. Hannah
1969	27	15	8 13 T-6th	S. Dickerson
1970	30	11	9 6 1st	M. Perez
1971	34	15	7 8 1st	M. Perez/T. Thomas
1972	29	13	14 4 T-1st	T. Heaton/F. Jackson
1973	40	15	15 3 1st	S. Merkle
1974	38	9	14 4 T-1st	M. Chamberlain
1975	33	18	13 5 1st	R. Schafer
1976	43	15	16 2 1st	P. Westendorf
1977	39	17	14 4 1st	G. Chandler/M. Maxwell
1978	41	17	15 3 1st	J. Carrithers/D. Edler/ J. Lauer
1979	40	11	12 3 1st	D. Crow
1980	36	10	11 3 1st	D. Wodrich
1981	27	25	11 7 T-2nd	C. Hill/R. Pavey
1982	34	16	16 8 T-1st	F. Bogart
1983	40	16	16 8 2nd	M. Miller
1984	41	20	15 6 T-1st	J. Skurla
1985	45	22	16 8 1st	T. Odom
1986	35	24	11 12 4th	G. Normand
1987	44	19	18 6 1st	J. Hooper/L. Hoppes
1988	52	14	18 4 1st	P. Blanksma
1989	37	20	16 8 1st	J. Connor/J. Olerud
1990	48	19	19 5 1st	J. Connor
1991	37	25	14 6 1st	R. Ramsey
1992	31	23	16 14 2nd	T. Thompson/E. Wulf
1993	34	24	16 14 T-3rd	M. Kinkade
1994	35	26	11 19 5th	K. Brunstad/M. Kinkade
1995	28	30	18 12 1st	M. Kinkade
1996	26	35	12 12 3rd	J. Fowler/J. Hamik/J. Horner
1997	13	42	7 17 3rd	T. Belitz/J. Hairston
1998	25	24	0 12 3rd	C. Kelley/O. Vigeland
1999	24	31	4 20 9th	D. Edler/S. Gleason/ S. Stevenson
2000	20	36	6 18 9th	R. Hattenburg/T. Meldahl
2001	15	39	6 18 9th	S. Bailie/D. Davis/B. Gates
2002	21	33	6 18 9th	W. Falkenberg/B. Gates/ E. Hecker
2003	19	37	7 17 T-8th	J. Baeder/T. Banaszak/ W. Falkenberg
2004	29	26	9 15 T-8th	G. Alwert/C. Henderson/ A. McKenzie/B. Reddinger
2005	21	37	1 23 9th	Z. Franklin/Z. Kosturos
2006	36	23	10 14 8th	Z. Franklin/Jay Miller
2007	28	26	10 14 T-6th	Je. Miller/J. Prince
		<b>24151457</b>	<b>961 672</b>	<b>41 League Championships</b>
		(17 Ties)	(2 Ties)	

Conferences: Northwest 1910-1918, 1924; Pacific Coast 1919-1922; Northern Division 1923, 1925-1966; Pacific-8 1967-1969; Pacific-8 North 1970-78; Pacific-10 North 1979-1998; Pacific-10 1999-Present.



# WSU BASEBALL VS. OPPONENTS

OPPONENT	W	L	T	PCT.	SHO	First-Last	OPPONENT	W	L	T	PCT.	SHO	First-Last
Air Force	1	0	0	1.000	1-0	2007-2007	Navy	1	0	0	1.000	0-0	1996-1996
Alabama	1	0	0	1.000	0-0	1950-1950	Nebraska	2	2	0	.500	0-0	1986-2000
<b>Arizona</b>	<b>13</b>	<b>22</b>	<b>0</b>	<b>.371</b>	<b>0-1</b>	<b>1974-2007</b>	Nevada	10	5	0	.667	0-0	1965-2004
<b>Arizona State</b>	<b>7</b>	<b>36</b>	<b>0</b>	<b>.163</b>	<b>0-3</b>	<b>1973-2007</b>	<b>UNLV</b>	<b>6</b>	<b>5</b>	<b>0</b>	<b>.545</b>	<b>1-0</b>	<b>1976-2001</b>
Arkansas	2	1	0	.667	0-0	1987-2000	New Mexico	1	0	1	.750	0-0	1992-1994
Baylor	0	2	0	.000	0-0	1987-1987	New Mexico State	3	1	0	.750	0-0	1999-1999
Birmingham-Southern	3	0	0	1.000	0-0	2004-2004	North Carolina	0	1	0	.000	0-0	1993-1993
Boise State	13	2	0	.867	1-0	1971-1980	North Carolina State	1	0	0	1.000	0-0	1993-1993
Bradley	0	1	0	.000	0-0	1956-1956	Northern Colorado	6	1	0	.857	1-0	1975-2006
<b>BYU</b>	<b>19</b>	<b>15</b>	<b>0</b>	<b>.559</b>	<b>1-2</b>	<b>1971-2007</b>	Northwest Nazarene	3	0	0	1.000	1-0	1971-1976
Bucknell	1	0	0	1.000	0-0	2006-2006	Northwestern	1	1	0	.500	0-0	1983-2004
<b>California</b>	<b>25</b>	<b>36</b>	<b>1</b>	<b>.411</b>	<b>3-3</b>	<b>1902-2007</b>	Notre Dame	0	1	0	.000	0-0	1995-1995
<b>UC Davis</b>	<b>3</b>	<b>2</b>	<b>0</b>	<b>.600</b>	<b>1-0</b>	<b>1969-2007</b>	Ohio State	0	3	0	.000	0-1	1965-1998
UC Irvine	2	3	0	.400	0-1	1984-2004	<b>Oklahoma</b>	<b>3</b>	<b>1</b>	<b>0</b>	<b>.750</b>	<b>0-0</b>	<b>1976-1987</b>
<b>UCLA</b>	<b>15</b>	<b>32</b>	<b>0</b>	<b>.319</b>	<b>1-4</b>	<b>1967-2007</b>	Oklahoma State	1	4	0	.200	1-0	1987-2001
Cal Poly Pomona	1	0	0	1.000	0-0	1989-1989	Oral Roberts	7	5	0	.583	1-0	1977-2004
UC Riverside	4	4	0	.500	0-0	1973-1989	Oregon	140	112	1	.555	13-14	1906-1981
UC Santa Barbara	1	4	0	.200	0-0	1981-2000	<b>Oregon State</b>	<b>218</b>	<b>187</b>	<b>2</b>	<b>.538</b>	<b>23-17</b>	<b>1910-2007</b>
Cal State Fullerton	5	3	0	.625	0-0	1976-1988	Oregon Tech	2	0	0	1.000	1-0	1983-1984
Cal State Northridge	11	8	0	.579	0-0	1995-2007	Pace	2	1	0	.667	0-0	2002-2002
Central Washington	46	5	0	.902	10-0	1956-2001	Pacific	2	12	0	.143	0-0	1979-2004
Chapman	0	1	0	.000	0-0	1975-1975	Pacific Lutheran	7	1	0	.875	0-0	1981-1988
Charleston Southern	1	0	0	1.000	0-0	2006-2006	Pennsylvania	1	0	0	1.000	0-0	1990-1990
Chicago State	3	1	0	.750	2-0	2006-2006	Pepperdine	4	5	0	.444	0-0	1976-2004
Chico State	5	1	0	.833	1-0	1970-1985	Pittsburgh	1	0	0	1.000	0-0	1977-1977
Clemson	1	0	0	1.000	0-0	1988-1988	Portland	66	35	1	.652	4-0	1947-2007
College of Idaho	15	2	0	.882	1-0	1926-1994	Portland State	72	31	0	.699	6-2	1973-1998
Concordia Lutheran	1	0	0	1.000	0-0	1990-1990	Puget Sound	13	4	0	.764	5-1	1935-1993
Connecticut	1	0	0	1.000	0-0	1965-1965	Rider	2	1	0	.667	1-0	2007-2007
Cornell	1	0	0	1.000	0-0	1975-1975	Rutgers	2	0	0	1.000	0-0	1950-1990
Dartmouth	1	0	0	1.000	0-0	1996-1996	Sacramento State	21	15	0	.600	4-1	1962-2005
Davidson	1	0	0	1.000	0-0	1991-1991	St. Johns	2	1	0	.667	0-0	1983-1990
East Tennessee State	1	0	0	1.000	0-0	2006-2006	St. Mary's	3	1	2	.667	0-0	1962-2004
Eastern Oregon	25	2	0	.926	4-0	1976-1994	San Diego State	6	9	0	.400	0-1	1984-2000
Eastern Washington	104	19	0	.839	25-2	1907-1990	San Francisco	4	2	0	.667	0-0	1964-2007
Florida International	3	0	0	1.000	0-0	1990-1990	<b>San Jose State</b>	<b>12</b>	<b>7</b>	<b>0</b>	<b>.632</b>	<b>4-4</b>	<b>1962-2007</b>
Florida State	0	2	0	.000	0-0	1988-1989	<b>Santa Clara</b>	<b>11</b>	<b>3</b>	<b>0</b>	<b>.786</b>	<b>0-0</b>	<b>1966-2004</b>
Fresno State	9	15	0	.375	1-2	1966-2006	Seattle	9	5	0	.643	1-0	1952-1984
George Fox	2	0	0	1.000	0-0	1993-1994	Seattle Pacific	1	0	0	1.000	0-0	1968-1968
George Washington	1	0	0	1.000	0-0	1988-1988	Seton Hall	0	1	0	.000	0-0	1984-1984
<b>Gonzaga</b>	<b>178</b>	<b>87</b>	<b>1</b>	<b>.671</b>	<b>20-11</b>	<b>1911-2007</b>	Southeastern Louisiana	2	1	0	.667	0-0	2005-2005
Grand Canyon	1	2	1	.375	0-0	1980-1996	<b>USC</b>	<b>15</b>	<b>57</b>	<b>0</b>	<b>.208</b>	<b>1-3</b>	<b>1948-2007</b>
Harvard	1	0	0	1.000	0-0	1989-1989	Southern Illinois	1	0	0	1.000	1-0	1975-1975
Hawaii	11	19	0	.367	1-0	1969-2005	SMU	0	1	0	.000	0-0	1975-1975
Hawaii-Hilo	20	3	0	.870	1-0	1985-2006	Southern Oregon	1	0	0	1.000	0-0	1980-1980
Hawaii-Pacific	6	2	0	.750	0-1	1984-1995	Southern Utah	1	0	0	1.000	1-0	2007-2007
Houston	1	0	0	1.000	0-0	1998-1998	<b>Stanford</b>	<b>17</b>	<b>31</b>	<b>0</b>	<b>.333</b>	<b>3-3</b>	<b>1950-2007</b>
Humboldt State	1	0	0	1.000	0-0	1973-1973	Stanislaus State	0	1	0	.000	0-0	1981-1981
Huron College	1	0	0	1.000	1-0	1983-1983	Stetson	1	0	0	1.000	0-0	1986-1986
Idaho	338	54	2	.862	36-5	1896-1980	Tennessee	1	0	0	1.000	0-0	1992-1992
Idaho State	4	0	0	1.000	2-0	1969-1972	Texas	5	9	0	.357	0-1	1950-2007
Illinois-Chicago	2	1	0	.667	0-0	2007-2007	Texas A&M	4	7	0	.364	1-1	1987-2002
Iowa	1	0	0	1.000	0-0	1988-1988	Texas-Arlington	1	1	0	.500	0-0	2000-2000
Iowa State	0	2	0	.000	0-2	1990-1990	TCU	2	1	0	.667	0-0	1996-1997
<b>Kansas State</b>	<b>1</b>	<b>1</b>	<b>0</b>	<b>.500</b>	<b>0-0</b>	<b>1989-2000</b>	Texas-Pan American	2	1	0	.667	0-0	2004-2004
Kennesaw State	0	1	0	.000	0-0	2006-2006	Texas Tech	1	0	0	1.000	0-0	1986-1986
<b>Kent State</b>	<b>1</b>	<b>0</b>	<b>0</b>	<b>1.000</b>	<b>0-0</b>	<b>2002-2002</b>	Troy State	1	0	0	1.000	0-0	2002-2002
Kentucky	3	0	0	1.000	0-0	1994-2002	Tufts	1	0	0	1.000	0-0	1950-1950
Lafayette	1	0	0	1.000	0-0	2006-2006	U. S. International	2	0	0	1.000	0-0	1988-1989
Lewis and Clark	3	0	0	1.000	1-0	1964-1966	Utah	8	1	0	.889	0-0	1971-1988
Lewis-Clark State	138	101	0	.577	20-5	1905-2007	Utah Valley State	7	3	0	.700	0-0	2004-2007
Linfield	3	0	0	1.000	0-0	1991-1994	Valdosta	1	0	0	1.000	0-0	1978-1978
Long Beach State	3	9	0	.250	0-2	1988-2003	Vanderbilt	1	0	0	1.000	0-0	1973-1973
Loyola-Marymount	1	0	0	1.000	0-0	1990-1990	Virginia Tech	1	0	0	1.000	0-0	1989-1989
Maine	3	2	0	.600	1-0	1976-1994	Wake Forest	1	0	0	1.000	0-0	1993-1993
Massachusetts	0	1	0	.000	0-0	1973-1973	<b>Washington</b>	<b>227</b>	<b>177</b>	<b>0</b>	<b>.562</b>	<b>21-12</b>	<b>1901-2007</b>
Meji University	1	0	0	1.000	0-0	1924-1924	Western Washington	8	0	0	1.000	4-0	1969-1991
Miami (Fla.)	1	1	0	.500	1-0	1990-1990	Whitman	199	77	2	.718	34-17	1898-1986
Miami (Ohio)	0	1	0	.000	0-0	2006-2006	Whitworth	36	3	0	.923	6-0	1954-1997
Minnesota	2	0	0	1.000	0-0	1988-1999	<b>Wichita State</b>	<b>0</b>	<b>3</b>	<b>0</b>	<b>.000</b>	<b>0-0</b>	<b>1991-1999</b>
Missouri	1	1	0	.500	0-0	1977-2006	Willamette	4	0	0	1.000	1-0	1906-1982
Montana	43	14	0	.754	7-2	1915-1971	Wyoming	2	1	0	.667	0-0	1979-1992
Montana State	10	3	0	.769	4-0	1915-1971	Non-College (4 yr.)	172	101	3	.629	31-9	1892-1973

# WSU RECORDS & ACCOMPLISHMENTS

## BANANA BELT TOURNAMENT WINNERS

Year	Winner	W-L Record	WSU Record	Year	Winner	W-L Record	WSU Record
1950	WSU	4-0	4-0	1976	LCSC	5-1	5-1
1951	WSU	3-1	3-1	1977	WSU	5-1	5-1
1958	Oregon State	2-1	1-2	1978	LCSC	5-1	5-1
1959	Oregon State	3-0	2-1	1979	WSU	6-0	6-0
1960	Oregon State	2-0	2-1	1980	WSU	6-0	6-0
1961	WSU	2-1	2-1	1981	LCSC	3-2	5-1
1962	Idaho	2-0	2-1	1982	WSU	5-1	5-1
1963	WSU	4-0	4-0	1983	LCSC	4-0	2-2
1964	WSU	5-0	5-0	1984	LCSC	3-0	2-1
1965	WSU	5-0	5-0	1988	WSU	3-0	3-0
1966	WSU	5-0	5-0	1990	WSU	4-1	4-1
1967	Seattle	4-1	4-1	1991	LCSC	5-0	2-2
1968	Seattle	5-0	4-1	1992	LCSC	5-1	2-3
1969	WSU	4-1	4-1	1993	LCSC	5-0	3-2
1970	WSU	5-0	5-0	1997	Oregon State	4-1	2-3
1971	WSU	5-0	5-0	2003	LCSC	3-1	2-2
1972	Puget Sound	3-0	3-1	2004	WSU	4-0	4-0
1973	WSU	4-2	4-2	2005	WSU	3-1	3-1
1974	Gonzaga	4-1	4-1	2006	WSU	3-1	3-1
1975	WSU	5-1	5-1	<b>Totals</b>		<b>142-38</b>	

WSU finished second in 1959, 1960, 1962, 1967, 1968, 1972, 1974, 1976, 1978, 1983 and 1984; third in 1958 and 1981.

## WSU IN TOURNAMENTS

Year	Tournament	W	L	Place
1966	Fresno State Invitational	3	1	1st
1969	Hawaii Invitational	5	1	1st
1971	Boise State Classic	5	0	1st
1972	Hawaii Invitational	4	2	2nd
1973	Riverside Invitational	3	4	5th
1975	Riverside Invitational	4	3	3rd
1976	Best In The West	2	3	3rd
1977	Riverside Invitational	6	2	1st
1978	Riverside Invitational	3	4	5th
1979	Best In The West	4	3	4th
1981	Sunshine Classic	5	1	2nd
1981	Best In The West	0	6	6th
1982	Sunshine Classic	5	1	1st
1983	Riverside Invitational	7	1	1st
1984	Riverside Invitational	6	2	2nd
1985	Desert Classic	5	1	1st
1986	Desert Classic	3	2	1st
1986	Best In The West	4	2	2nd
1987	Eastern Oregon Tournament	3	0	1st
1987	Bossier Dixie Classic	2	1	na
1988	Best-In-The West	4	2	3rd
1988	Pillsbury's Best Classic	2	2	4th
1989	Best-In-The West	4	2	2nd
1989	Riverside Invitational	3	2	3rd
1990	Texas A&M Continental Classic	2	4	4th
1991	Hawaii International	4	5	na
1992	Collegiate Baseball Classic, Seattle	3	1	2nd
1992	Pepsi/Johnny Quik Classic, Fresno	3	2	3rd
1993	Paffile Trucking Invitational, Lewiston	3	0	1st
1994	Chevrolet Invitational, Lewiston	3	1	2nd
1994	Pepsi/Johnny Quik Classic, Fresno	6	0	1st
1995	Husky Baseball Classic, Seattle	1	2	3rd
1996	Husky Baseball Classic, Seattle	1	2	3rd
1998	UNLV/Coors Desert Classic, Las Vegas	2	3	5th
1999	Hormel Foods Baseball Classic	1	2	3rd
2000	Spalding Baseball Fiesta, Albuquerque	2	1	T-1st
2000	Arlington Invitational, Arlington, Texas	1	2	T-2nd
2001	Texas A&M Continental Express	4	2	1st
2002	Troy State Wiregrass Classic	2	0	1st
2004	Oakland A's College Classic, Phoenix	2	2	T-2nd
2004	River City Classic, Sacramento	3	0	1st
2006	Buccaneer Baseball Classic, Charleston, S.C.	3	1	1st
2006	River City Classic, Sacramento	4	0	1st
2006	Pepsi/Johnny Quik Classic, Fresno	3	2	3rd

## WSU POSTSEASON RECORD

YEAR	PLAYOFF	W	L	FINISH
1914	Northwest Conference	0	2	2nd
1915	Northwest Conference	2	0	1st
1926	Northern Division East	2	0	1st
	Northern Division	1	2	2nd
1927	Northern Division	2	1	1st
1928	Northern Division	1	2	2nd
1947	NCAA District 8	0	1	2nd
1948	NCAA District 8	0	2	2nd
1949	NCAA District 8	1	2	2nd
1950	NCAA District 8	2	0	1st
	College World Series	3	2	2nd
1956	NCAA District 8	2	0	1st
	College World Series	0	2	7th
1960	NCAA District 8	1	2	2nd
1961	NCAA District 8	0	2	2nd
1965	NCAA District 8	2	0	1st
	College World Series	2	2	3rd
1966	NCAA District 8	2	2	2nd
1970	Pacific-8	0	2	4th
1971	Pacific-8	3	2	2nd
1972	Pacific-8 North	1	0	1st
	Pacific-8	0	2	2nd
1973	Pacific-8	0	2	2nd
1975	Pacific-8 North	1	0	1st
	Pacific-8	0	2	2nd
1975	NCAA Rocky Mountain Regional	3	2	2nd
1976	NCAA Western Regional	3	1	1st
	College World Series	1	2	5th
1977	Pacific-8	0	2	2nd
	NCAA Rocky Mountain Regional	2	2	2nd
1978	Pacific-8	1	2	2nd
	NCAA Rocky Mountain Regional	0	2	4th
1979	Pacific-10	1	2	3rd
1980	Pacific-10	0	2	3rd
1984	Pacific-10 North	3	0	1st
	NCAA West II Regional	0	2	4th
1985	Pacific-10 North	2	2	2nd
1986	Pacific-10 North	2	2	2nd
1987	Pacific-10 North	4	0	1st
	NCAA West I Regional	2	2	3rd
1988	Pacific-10 North	4	0	1st
	NCAA West I Regional	2	2	3rd
1989	Pacific-10 North	0	2	6th
1990	Pacific-10 North	3	0	1st
	NCAA West II Regional	2	2	3rd
1991	Pacific-10 North	1	2	3rd
<b>Totals</b>		<b>62</b>	<b>67</b>	



## WSU BASEBALL COACHES

COACH	YEARS	W	L	T	PCT.	YEARS	No.
Captains	1892-1900	21	9	0	.700	5	5
H. E. Lougheed	1901-1903	24	18	0	.571	3	3
J. N. Ashmore	1904	10	2	0	.833	1	1
Everett Sweeley	1905-1906	20	12	0	.625	2	2
Frank Sanger	1909-1912	27	36	1	.429	4	4
J. R. Bender	1907-08, 1913-15	69	22	1	.758	5	5
J. Fred Bohler	1916-1920	47	27	1	.635	5	5
Frank N. Barber	1921-1922	32	12	0	.728	2	2
Harry Applequist	1923-1926	66	29	1	.695	4	4
Arthur "Buck" Bailey	1927-1942 1946-1961	603	325	5	.649	32	32
Jack Friel	1943-1945	29	24	0	.547	3	3
Charles "Bobo" Brayton	1962-1994	1162	523	8	.689	33	33
Steve Farrington	1995-2000	138	198	0	.411	6	6
Tim Mooney	2001-2004	84	135	0	.384	4	4
Donnie Marbut	2005-present	85	86	0	.497	3	3
<b>All-time WSU Record</b>		<b>2415</b>	<b>1457</b>	<b>17</b>	<b>.625</b>	<b>112</b>	



At the conclusion of his four-year Washington State career in 2006, outfielder Jay Miller had established himself as the Cougars all-time leading hitter with 307 career hits. Miller's accomplishment not only broke Mike Kinkade's (1992-95) 11-year old record of 304, but is marked the ninth-best hits total in Pacific-10 Conference history. Entering his senior season the native of Bellevue, Wash., had shown his consistency with three straight seasons of at least 72 hits. His senior year, however, proved to be his finest. He hit .361, leading the team with 88 hits, fifth all-time at WSU, and 28 doubles. His doubles total led the Pac-10 and was third nationally. He capped his final season by being named a third team All-American by Collegiate Baseball Newspaper and was a 17th round draft pick by the Philadelphia Phillies.

### CASEY KELLEY SHATTERS SCHOOL HOME RUN RECORD

In 1998 junior Casey Kelley (Ellensburg, Wash.) etched his name into the record books with a Washington State and Pac-10 North record 25 home runs. The record mark broke John Olerud's 1988 record of 23. An amazing fact is 20 of his 25 long balls sailed to left field, his opposite field. Kelley finished ranked third nationally with .51 home runs per game and was named a third team All-American by Collegiate Baseball. Kelley went on to play first base in the California Angels (Anaheim) organization.



## WSU NO-HITTERS


DATE	PITCHER(S)	OPPONENT	SCORE
5/2/16	Hartman**	Gonzaga	8-0
4/16/21	Friel, Skadan (5)**	Gonzaga	2-1
4/9/32	Coleman	Lewis-Clark State	12-1
3/30/51	Keogh	Lewis-Clark State	2-1
3/22/58	Hahn	Columbia Basin	0-1
3/27/64	Salisbury	Lewis & Clark	4-0
3/18/67	Austin	Lewis-Clark State	1-0
3/21/68	Clark	Montana	9-1
3/22/68	Austin*	Gonzaga	5-0
3/27/69	Angelini, Wallace (6), Lavick (7)	Western Washington	8-0
3/26/71	Angell*	Eastern Washington	5-0
4/3/71	Lavick, Gage-Cole (7)	Idaho State	1-0
3/10/73	McIntosh*	Whitworth	8-0
3/11/73	Stein, Schafer (6)	Idaho	6-0
3/16/73	McIntosh	Puget Sound	6-0
3/23/73	Beem	Eastern Washington	6-0
3/9/74	Wright, Stein (6)	Idaho	10-0
3/20/74	Harris	Central Washington	7-0
3/14/76	Sherwood	Idaho	2-0
5/7/76	Wilkins**	Oregon State	1-0
3/20/77	Harris	Washington	3-0
3/4/84	Costello	Washington	4-0
3/14/85	Waananen	Rockford (Ill.) College	15-0

\*Perfect game

\*\*Nine-inning game (all other games seven innings)

### BOB WAITS'S NCAA RECORD 59 STOLEN BASES (1971)

DATE	GAME	SB	NO.
3/13	EWSC	2	2
3/18	EWSC	2	4
3/20	LCSC	1	5
3/24	CWSC	2	7
3/26	EWSC	1	8
3/26	EWSC	4	12
3/27	Idaho	3	15
4/2	Boise State	2	17
4/2	College of Idaho	3	20
4/3	NW Nazarene	3	23
4/3	Idaho State	2	25
4/6	BYU	1	26
4/6	BYU	1	27
4/7	Utah	2	29
4/13	Gonzaga	1	30
4/20	Gonzaga	1	31
4/23	Oregon	1	32
4/25	OSU	2	34
4/25	OSU	1	35
4/28	LCSC	6	41
4/30	California	1	42
4/30	California	4	46
5/1	Stanford	1	47



DATE	GAME	SB	NO.
5/3	Whitworth	2	49
5/7	USC	1	50
5/8	UCLA	2	52
5/11	Idaho	2	54
5/21	Oregon	3	57
5/21	Stanford	1	58
5/22	USC	1	59




# COUGARS IN THE MAJORS



## NORM ANGELINI

WSU	G	IP	H	BB	SO	W-L	SV	ERA
1968	12	50	47	29	31	3-1	3	2.52
1969	16	99 1/3	88	22	91	8-5	2	2.18
<b>CAREER</b>	<b>28</b>	<b>149 1/3</b>	<b>135</b>	<b>51</b>	<b>122</b>	<b>11-6</b>	<b>5</b>	<b>2.29</b>

MLB	G	IP	H	BB	SO	W-L	SV	ERA
1972 (KC)	21	16	13	12	16	2-1	2	2.25
1973 (KC)	7	3 2/3	2	7	3	0-0	1	4.91
<b>CAREER</b>	<b>28</b>	<b>19 2/3</b>	<b>15</b>	<b>19</b>	<b>19</b>	<b>2-1</b>	<b>3</b>	<b>2.75</b>



## RICK AUSTIN

WSU	G	IP	H	BB	SO	W-L	SV	ERA
1967	11	67 2/3	39	25	68	6-2	0	1.33
1968	14	98 1/3	70	26	76	12-2	0	1.10
<b>CAREER</b>	<b>25</b>	<b>166</b>	<b>109</b>	<b>51</b>	<b>144</b>	<b>18-4</b>	<b>0</b>	<b>1.19</b>

MLB	G	IP	H	BB	SO	W-L	SV	ERA
1970 (CLE)	31	67 2/3	74	26	53	2-5	3	4.79
1971 (CLE)	23	23	25	20	20	0-0	1	5.09
1975 (MIL)	32	40	32	32	30	2-3	2	4.05
1976 (MIL)	3	5 1/3	10	0	3	0-0	0	5.06
<b>CAREER</b>	<b>89</b>	<b>136</b>	<b>141</b>	<b>78</b>	<b>106</b>	<b>4-8</b>	<b>6</b>	<b>4.63</b>



## TODD BELITZ

WSU	G	IP	H	BB	SO	W-L	SV	ERA
1995	19	31	39	26	13	1-4	2	7.84
1996	15	88 1/3	102	53	64	6-3	0	5.60
1997	13	66	107	41	65	2-8	0	11.59
<b>CAREER</b>	<b>47</b>	<b>185 1/3</b>	<b>248</b>	<b>120</b>	<b>142</b>	<b>9-15</b>	<b>2</b>	<b>8.11</b>

MLB	G	IP	H	BB	SO	W-L	SV	ERA
2000 (OAK)	5	3 1/3	4	4	3	0-0	0	2.70
2001 (COL)	8	9 1/3	9	3	5	1-1	0	7.71
<b>CAREER</b>	<b>13</b>	<b>12 2/3</b>	<b>13</b>	<b>7</b>	<b>8</b>	<b>1-1</b>	<b>0</b>	<b>6.39</b>



## ED BOUCHEE

WSU	G	AB	R	H	2B	3B	HR	RBI	SB	AVG
1952	34	116	29	35	4	5	4	26	13	.302
<b>CAREER</b>	<b>34</b>	<b>116</b>	<b>29</b>	<b>35</b>	<b>4</b>	<b>5</b>	<b>4</b>	<b>26</b>	<b>13</b>	<b>.302</b>

MLB	G	AB	R	H	2B	3B	HR	RBI	SB	AVG
1956 (PHI)	9	22	0	6	2	0	0	1	0	.273
1957 (PHI)	154	574	78	168	35	8	17	76	1	.293
1958 (PHI)	89	334	55	86	19	5	9	39	1	.257
1959 (PHI)	136	499	75	142	29	4	15	74	0	.285
1960 (PHI)	22	65	1	17	4	0	0	8	0	.262
(CHI-N)	98	299	33	71	11	1	5	44	2	.237
<b>TOT</b>	<b>120</b>	<b>364</b>	<b>34</b>	<b>88</b>	<b>15</b>	<b>1</b>	<b>5</b>	<b>52</b>	<b>2</b>	<b>.242</b>
1961 (CHI-N)	112	319	49	79	12	3	12	38	1	.248
1962 (NY-N)	50	87	7	14	2	0	3	10	0	.161
<b>CAREER</b>	<b>670</b>	<b>2199</b>	<b>298</b>	<b>538</b>	<b>114</b>	<b>21</b>	<b>61</b>	<b>290</b>	<b>5</b>	<b>.265</b>



## RON CEJ

WSU	G	AB	R	H	2B	3B	HR	RBI	SB	AVG
1968	38	130	31	47	8	3	8	33	5	.362
<b>CAREER</b>	<b>38</b>	<b>130</b>	<b>31</b>	<b>47</b>	<b>8</b>	<b>3</b>	<b>8</b>	<b>33</b>	<b>5</b>	<b>.362</b>

MLB	G	AB	R	H	2B	3B	HR	RBI	SB	AVG
1971 (LA)	2	2	0	0	0	0	0	0	0	.000
1972 (LA)	11	37	3	10	1	0	1	3	0	.270
1973 (LA)	152	507	60	124	18	4	15	80	1	.245
1974 (LA)	159	577	88	151	20	2	18	97	1	.262
1975 (LA)	158	566	72	160	29	2	25	101	5	.283
1976 (LA)	145	502	69	139	18	3	23	80	0	.277
1977 (LA)	153	564	77	136	22	3	30	110	3	.241
1978 (LA)	159	555	84	150	32	0	23	84	2	.270
1979 (LA)	150	487	77	137	20	1	28	81	3	.281
1980 (LA)	157	551	81	140	25	0	28	77	2	.254
1981 (LA)	85	312	42	90	15	2	13	50	0	.288
1982 (LA)	150	556	62	141	23	1	24	79	3	.254
1983 (CHI-N)	159	581	73	160	33	1	24	90	0	.275
1984 (CHI-N)	146	505	71	121	27	0	25	97	3	.240
1985 (CHI-N)	145	500	64	116	18	2	22	63	1	.232
1986 (CHI-N)	97	256	42	70	21	0	13	36	0	.273
1987 (OAK)	45	104	12	23	6	0	4	11	0	.221
<b>CAREER</b>	<b>2073</b>	<b>7162</b>	<b>977</b>	<b>1868</b>	<b>328</b>	<b>21</b>	<b>316</b>	<b>1139</b>	<b>24</b>	<b>.261</b>



## CLIFF CHAMBERS

WSU	G	IP	H	BB	SO	W-L	SV	ERA
1941	10	63 1/3	31	-	-	5-1	0	-
1942	10	85	-	-	-	6-4	0	-
<b>CAREER</b>	<b>20</b>	<b>148 1/3</b>	<b>-</b>	<b>-</b>	<b>-</b>	<b>11-5</b>	<b>0</b>	<b>-</b>

MLB	G	IP	H	BB	SO	W-L	SV	ERA
1948 (CHI-N)	29	103 2/3	100	48	51	2-9	0	4.43
1949 (PIT)	34	177 1/3	186	58	93	13-7	0	3.96
1950 (PIT)	37	249 1/3	262	92	93	12-15	0	4.30
1951 (PIT)	10	59 2/3	64	31	19	3-6	0	5.58
(STL-N)	21	129 1/3	120	56	45	11-6	0	3.38
<b>TOT</b>	<b>31</b>	<b>189</b>	<b>184</b>	<b>87</b>	<b>64</b>	<b>14-12</b>	<b>0</b>	<b>4.38</b>
1952 (STL-N)	26	98 1/3	110	33	47	4-4	1	4.12
1953 (STL-N)	32	79 2/3	82	43	26	3-6	0	4.86
<b>CAREER</b>	<b>189</b>	<b>897 1/3</b>	<b>924</b>	<b>361</b>	<b>374</b>	<b>48-53</b>	<b>1</b>	<b>4.29</b>





## GENE CONLEY

WSU	G	IP	H	BB	SO	W-L	SV	ERA
1950	16	74 1/3	-	-	-	5-2	2	-
<b>CAREER</b>	<b>16</b>	<b>74 1/3</b>	<b>-</b>	<b>-</b>	<b>-</b>	<b>5-2</b>	<b>2</b>	<b>-</b>


MLB	G	IP	H	BB	SO	W-L	SV	ERA
1952 (BOS-N)	4	12 2/3	23	9	6	0-3	0	7.82
1954 (MIL)	28	194 1/3	171	79	113	14-9	0	2.96
1955 (MIL)	22	158	152	52	107	11-7	0	4.16
1956 (MIL)	31	158 1/3	169	52	68	8-9	3	3.13
1957 (MIL)	35	148	133	64	61	9-9	1	3.16
1958 (MIL)	26	72	89	17	53	0-6	2	4.88
1959 (PHI)	25	180	159	42	102	12-7	1	3.00
1960 (PHI)	29	183 1/3	192	42	117	8-14	0	3.68
1961 (BOS)	33	199 2/3	229	65	113	11-14	1	4.91
1962 (BOS)	34	241 2/3	238	68	134	15-14	1	3.95
1963 (BOS)	9	40 2/3	51	21	14	3-4	0	6.64
<b>CAREER</b>	<b>276</b>	<b>1588 2/3</b>	<b>1606</b>	<b>511</b>	<b>888</b>	<b>91-96</b>	<b>9</b>	<b>3.82</b>



## DANNY FRISELLA

WSU	G	IP	H	BB	SO	W-L	SV	ERA
1965	13	72 2/3	33	21	83	7-1	1	1.48
1966	14	90	58	25	108	10-0	3	1.50
<b>CAREER</b>	<b>27</b>	<b>162 2/3</b>	<b>91</b>	<b>46</b>	<b>192</b>	<b>17-1</b>	<b>4</b>	<b>1.49</b>


MLB	G	IP	H	BB	SO	W-L	SV	ERA
1967 (NY-N)	14	74	68	33	51	1-6	0	3.41
1968 (NY-N)	19	50 2/3	53	17	47	2-4	2	3.91
1969 (NY-N)	3	4 2/3	8	3	5	0-0	0	7.71
1970 (NY-N)	30	65 2/3	49	34	54	8-3	1	3.02
1971 (NY-N)	53	90 2/3	76	30	93	8-5	12	1.99
1972 (NY-N)	39	67 1/3	63	20	46	5-8	9	3.34
1973 (ATL)	42	45	40	23	27	1-2	8	4.20
1974 (ATL)	36	41 2/3	37	28	27	3-4	6	5.18
1975 (SD)	65	97 2/3	86	51	67	1-6	9	3.13
1976 (STL)	18	22 2/3	19	13	11	0-0	1	3.97
(MIL)	32	49 1/3	30	34	43	5-2	9	2.74
<b>TOT</b>	<b>50</b>	<b>72</b>	<b>49</b>	<b>47</b>	<b>54</b>	<b>5-2</b>	<b>10</b>	<b>3.13</b>
<b>CAREER</b>	<b>351</b>	<b>609.3</b>	<b>529</b>	<b>286</b>	<b>471</b>	<b>34-40</b>	<b>57</b>	<b>3.32</b>



## DON CROW

WSU	G	AB	R	H	2B	3B	HR	RBI	SB	AVG
1977	18	29	2	7	2	0	0	5	0	.241
1978	51	147	20	45	10	1	1	15	2	.306
1979	51	169	35	52	6	2	3	34	2	.308
<b>CAREER</b>	<b>120</b>	<b>345</b>	<b>57</b>	<b>104</b>	<b>18</b>	<b>3</b>	<b>4</b>	<b>54</b>	<b>4</b>	<b>.301</b>

MLB	G	AB	R	H	2B	3B	HR	RBI	SB	AVG
1982 (LA)	4	4	0	0	0	0	0	0	0	.000
<b>CAREER</b>	<b>4</b>	<b>4</b>	<b>0</b>	<b>0</b>	<b>0</b>	<b>0</b>	<b>0</b>	<b>0</b>	<b>0</b>	<b>.000</b>



## GREG GARRETT

WSU	G	IP	H	BB	SO	W-L	SV	ERA
1967	6	23 2/3	23	22	20	0-3	1	5.31
<b>CAREER</b>	<b>6</b>	<b>23 2/3</b>	<b>23</b>	<b>22</b>	<b>20</b>	<b>0-3</b>	<b>1</b>	<b>5.31</b>

MLB	G	IP	H	BB	SO	W-L	SV	ERA
1970 (CAL)	32	74 2/3	48	44	53	5-6	0	2.65
1971 (CIN)	2	8 2/3	7	10	2	0-1	0	1.04
<b>CAREER</b>	<b>34</b>	<b>83 1/3</b>	<b>55</b>	<b>54</b>	<b>55</b>	<b>5-7</b>	<b>0</b>	<b>2.48</b>



## DAVE EDLER

WSU	G	AB	R	H	2B	3B	HR	RBI	SB	AVG
1975	17	33	5	5	0	1	0	6	0	.152
1976	47	128	24	39	4	1	1	28	10	.289
1977	54	172	52	66	15	4	5	38	21	.384
1978	58	209	51	81	18	4	9	61	9	.388
<b>CAREER</b>	<b>176</b>	<b>542</b>	<b>132</b>	<b>189</b>	<b>37</b>	<b>10</b>	<b>15</b>	<b>133</b>	<b>40</b>	<b>.349</b>

MLB	G	AB	R	H	2B	3B	HR	RBI	SB	AVG
1980 (SEA)	28	89	11	20	1	0	3	9	2	.225
1981 (SEA)	29	78	7	11	3	0	0	5	3	.141
1982 (SEA)	40	104	14	29	2	2	2	18	4	.279
1983 (SEA)	29	63	2	12	1	1	1	4	3	.190
<b>CAREER</b>	<b>126</b>	<b>334</b>	<b>34</b>	<b>72</b>	<b>7</b>	<b>3</b>	<b>6</b>	<b>36</b>	<b>12</b>	<b>.216</b>



## SCOTT HATTEBERG

WSU	G	AB	R	H	2B	3B	HR	RBI	SB	AVG
1989	20	39	6	8	0	0	0	10	0	.205
1990	66	231	59	88	29	2	8	51	4	.381
1991	61	200	50	73	21	1	6	35	5	.365
<b>CAREER</b>	<b>147</b>	<b>470</b>	<b>115</b>	<b>169</b>	<b>50</b>	<b>3</b>	<b>14</b>	<b>96</b>	<b>9</b>	<b>.360</b>

MLB	G	AB	R	H	2B	3B	HR	RBI	SB	AVG
1995 (BOS)	2	2	1	1	0	0	0	0	0	.500
1996 (BOS)	10	11	3	2	1	0	0	0	0	.182
1997 (BOS)	114	350	46	97	23	1	10	44	0	.277
1998 (BOS)	112	359	46	99	23	1	12	43	0	.276
1999 (BOS)	30	80	12	22	5	0	1	11	0	.275
2000 (BOS)	92	230	21	61	15	0	8	36	0	.265
2001 (BOS)	94	278	34	68	19	0	3	25	1	.245
2002 (OAK)	136	492	58	138	22	4	15	61	0	.280
2003 (OAK)	147	541	63	137	34	0	12	61	0	.253
2004 (OAK)	152	550	87	156	30	0	15	82	0	.284
2005 (OAK)	134	464	52	119	19	0	7	59	0	.256
2006 (CIN)	141	456	62	132	28	0	13	51	2	.289
2007 (CIN)	116	361	50	112	27	1	10	47	0	.310
<b>CAREER</b>	<b>1280</b>	<b>4174</b>	<b>535</b>	<b>1144</b>	<b>246</b>	<b>7</b>	<b>106</b>	<b>520</b>	<b>3</b>	<b>.274</b>



# MARK HENDRICKSON

WSU	G	IP	H	BB	SO	W-L	SV	ERA
1995	8	21	25	19	18	0-0	0	6.43
<b>CAREER</b>	<b>8</b>	<b>21</b>	<b>25</b>	<b>19</b>	<b>18</b>	<b>0-2</b>	<b>0</b>	<b>6.43</b>
MLB	G	IP	H	BB	SO	W-L	SV	ERA
2002 (TOR)	16	36 2/3	25	12	21	3-0	0	2.45
2003 (TOR)	30	158 1/3	207	40	76	9-9	0	5.51
2004 (TB)	32	183 1/3	211	46	87	10-15	0	4.81
2005 (TB)	31	178 1/3	227	49	89	11-8	0	5.90
2006 (TB)	13	89 2/3	81	34	51	4-8	0	3.81
(LA-N)	18	75	92	28	48	2-7	0	4.68
<b>TOT</b>	<b>31</b>	<b>164 2/3</b>	<b>173</b>	<b>62</b>	<b>99</b>	<b>6-15</b>	<b>0</b>	<b>4.21</b>
2007 (LA-N)	39	122 2/3	142	29	92	4-8	0	5.21
<b>CAREER</b>	<b>179</b>	<b>844</b>	<b>985</b>	<b>238</b>	<b>464</b>	<b>43-55</b>	<b>0</b>	<b>5.01</b>



# TOM MCGRAW

WSU	G	IP	H	BB	SO	W-L	SV	ERA
1987	13	62	52	31	32	4-2	1	2.90
1988	14	59 2/3	47	22	46	7-1	1	2.11
1989	13	63	51	36	39	7-3	1	4.14
1990	20	111	102	46	91	10-5	0	2.43
<b>CAREER</b>	<b>60</b>	<b>295 2/3</b>	<b>252</b>	<b>135</b>	<b>208</b>	<b>28-11</b>	<b>3</b>	<b>2.83</b>
MLB	G	IP	H	BB	SO	W-L	SV	ERA
1997 (STL)	2	1.7	2	1	0	0-0	0	0.00
<b>CAREER</b>	<b>2</b>	<b>1.7</b>	<b>2</b>	<b>1</b>	<b>0</b>	<b>0-0</b>	<b>0</b>	<b>0.00</b>



# MIKE KINKADE

WSU	G	AB	R	H	2B	3B	HR	RBI	SB	AVG
1992	52	187	50	64	9	2	1	29	2	.342
1993	57	209	64	76	18	4	7	47	2	.364
1994	61	232	72	90	31	3	9	61	8	.388
1995	58	216	44	74	17	3	8	60	15	.343
<b>CAREER</b>	<b>228</b>	<b>844</b>	<b>230</b>	<b>304</b>	<b>75</b>	<b>12</b>	<b>25</b>	<b>197</b>	<b>27</b>	<b>.360</b>
MLB	G	AB	R	H	2B	3B	HR	RBI	SB	AVG
1998 (NY-N)	3	2	2	0	0	0	0	0	0	.000
1999 (NY-N)	28	46	3	9	2	1	2	6	1	.196
2000 (NY-N)	2	2	0	0	0	0	0	0	0	.000
(BAL)	3	7	0	3	1	0	0	1	0	.429
<b>TOT</b>	<b>5</b>	<b>9</b>	<b>0</b>	<b>3</b>	<b>1</b>	<b>0</b>	<b>0</b>	<b>1</b>	<b>0</b>	<b>.333</b>
2001 (BAL)	61	160	19	44	5	0	4	16	2	.275
2002 (LA)	37	50	7	19	5	0	2	11	1	.380
2003 (LA)	88	162	25	35	7	0	5	14	1	.216
<b>CAREER</b>	<b>222</b>	<b>429</b>	<b>56</b>	<b>110</b>	<b>20</b>	<b>1</b>	<b>13</b>	<b>48</b>	<b>5</b>	<b>.256</b>



# MIKE KINNUNEN

WSU	G	IP	H	BB	SO	W-L	SV	ERA
1977	12	46 1/3	26	23	40	4-2	5	2.33
1978	24	106 2/3	102	41	56	7-4	4	3.71
1979	18	94 1/3	85	33	48	9-3	1	3.59
<b>CAREER</b>	<b>54</b>	<b>247 1/3</b>	<b>213</b>	<b>106</b>	<b>144</b>	<b>20-9</b>	<b>10</b>	<b>3.42</b>
MLB	G	IP	H	BB	SO	W-L	SV	ERA
1980 (MIN)	21	24 2/3	29	9	8	0-0	0	5.11
1986 (BAL)	9	7	8	5	1	0-0	0	6.43
1987 (BAL)	18	20	27	16	14	0-0	0	4.95
<b>CAREER</b>	<b>48</b>	<b>51 2/3</b>	<b>64</b>	<b>30</b>	<b>23</b>	<b>0-0</b>	<b>0</b>	<b>5.23</b>



# JOE MCINTOSH

WSU	G	IP	H	BB	SO	W-L	SV	ERA
1971	17	83 1/3	68	28	54	10-0	2	2.27
1972	15	98 1/3	91	37	89	10-5	0	3.39
1973	19	120 1/3	109	34	102	13-3	3	3.06
<b>CAREER</b>	<b>51</b>	<b>302 1/3</b>	<b>268</b>	<b>99</b>	<b>245</b>	<b>33-8</b>	<b>5</b>	<b>2.95</b>
MLB	G	IP	H	BB	SO	W-L	SV	ERA
1974 (SD)	10	37 1/3	36	17	22	0-4	0	3.62
1975 (SD)	37	183	195	60	71	8-15	0	3.69
<b>CAREER</b>	<b>47</b>	<b>220 1/3</b>	<b>231</b>	<b>77</b>	<b>93</b>	<b>8-19</b>	<b>0</b>	<b>3.68</b>



# ART McLARNEY

WSU	G	AB	R	H	2B	3B	HR	RBI	SB	AVG
1930	Not Available									
1931	-	100	15	32	-	-	-	-	-	.320
1932	Not Available									
<b>CAREER</b>	-	-	-	-	-	-	-	-	-	-
MLB	G	AB	R	H	2B	3B	HR	RBI	SB	AVG
1932 (NY-N)	9	23	2	3	1	0	0	3	0	.130
<b>CAREER</b>	<b>9</b>	<b>23</b>	<b>2</b>	<b>3</b>	<b>1</b>	<b>0</b>	<b>0</b>	<b>3</b>	<b>0</b>	<b>.130</b>



# TOM NIENDENFUER

WSU	G	IP	H	BB	SO	W-L	SV	ERA
1978	5	15 1/3	10	5	8	1-0	2	2.35
1979	18	69 2/3	73	30	33	7-3	1	4.39
1980	14	77	71	30	40	6-4	0	3.62
<b>CAREER</b>	<b>37</b>	<b>161 1/3</b>	<b>154</b>	<b>65</b>	<b>81</b>	<b>14-7</b>	<b>3</b>	<b>3.85</b>
MLB	G	IP	H	BB	SO	W-L	SV	ERA
1981 (LA)	17	26.0	25	6	12	3-1	2	3.81
1982 (LA)	55	69.7	71	25	60	3-4	9	2.71
1983 (LA)	66	94.7	55	29	66	8-3	11	1.90
1984 (LA)	33	47.3	39	23	45	2-5	11	2.47



1985 (LA)	64	106.3	86	24	102	7-9	19	2.71
1986 (LA)	60	80.0	86	29	55	6-6	11	3.71
1987 (LA)	15	16.3	13	9	10	1-0	1	2.76
(BAL)	45	52.3	55	22	37	3-5	13	4.99
<b>TOT</b>	<b>60</b>	<b>68.7</b>	<b>68</b>	<b>31</b>	<b>47</b>	<b>4-5</b>	<b>14</b>	<b>4.46</b>
1988 (BAL)	52	59.0	59	19	40	3-4	18	3.51
1989 (SEA)	25	36.3	46	15	15	0-3	0	6.69
1990 (STL)	52	65.0	66	25	32	0-6	2	3.46
<b>CAREER</b>	<b>484</b>	<b>653.0</b>	<b>601</b>	<b>226</b>	<b>474</b>	<b>36-46</b>	<b>97</b>	<b>3.29</b>



## PAUL NOCE

<b>WSU</b>	<b>G</b>	<b>AB</b>	<b>R</b>	<b>H</b>	<b>2B</b>	<b>3B</b>	<b>HR</b>	<b>RBI</b>	<b>SB</b>	<b>AVG</b>
1979	35	78	17	26	3	1	2	18	5	.333
1980	47	162	35	51	3	4	3	20	12	.315
1981	53	198	39	51	11	6	5	37	6	.258
<b>CAREER</b>	<b>135</b>	<b>438</b>	<b>91</b>	<b>128</b>	<b>17</b>	<b>11</b>	<b>10</b>	<b>75</b>	<b>23</b>	<b>.292</b>

<b>MLB</b>	<b>G</b>	<b>AB</b>	<b>R</b>	<b>H</b>	<b>2B</b>	<b>3B</b>	<b>HR</b>	<b>RBI</b>	<b>SB</b>	<b>AVG</b>
1987 (CHI-N)	70	180	17	41	9	2	3	14	5	.228
1990 (CIN)	1	1	0	1	0	0	0	0	0	1.000
<b>CAREER</b>	<b>71</b>	<b>181</b>	<b>17</b>	<b>42</b>	<b>9</b>	<b>2</b>	<b>3</b>	<b>14</b>	<b>5</b>	<b>.232</b>



## JOHN OLERUD

<b>WSU</b>	<b>G</b>	<b>AB</b>	<b>R</b>	<b>H</b>	<b>2B</b>	<b>3B</b>	<b>HR</b>	<b>RBI</b>	<b>SB</b>	<b>AVG</b>
1987	38	58	12	24	5	0	5	20	0	.414
1988	66	233	83	108	21	3	23	81	1	.464
1989	27	78	19	28	11	1	5	30	0	.359
<b>CAREER</b>	<b>131</b>	<b>369</b>	<b>114</b>	<b>160</b>	<b>37</b>	<b>4</b>	<b>33</b>	<b>131</b>	<b>1</b>	<b>.434</b>

<b>MLB</b>	<b>G</b>	<b>AB</b>	<b>R</b>	<b>H</b>	<b>2B</b>	<b>3B</b>	<b>HR</b>	<b>RBI</b>	<b>SB</b>	<b>AVG</b>
1989 (TOR)	6	8	2	3	0	0	0	0	0	.375
1990 (TOR)	111	358	43	95	15	1	14	48	0	.265
1991 (TOR)	139	454	64	116	30	1	17	68	0	.256
1992 (TOR)	138	458	68	130	28	0	16	66	1	.284
1993 (TOR)	158	551	109	200	54	2	24	107	0	.363
1994 (TOR)	108	384	47	114	29	2	12	67	1	.297
1995 (TOR)	135	492	72	143	32	0	8	54	0	.291
1996 (TOR)	125	398	59	109	25	0	18	61	1	.274
1997 (NY-N)	154	524	90	154	34	1	22	102	0	.294
1998 (NY-N)	160	557	91	197	36	4	22	93	2	.354
1999 (NY-N)	162	581	107	173	39	0	19	96	3	.298
2000 (SEA)	159	565	84	161	45	0	14	103	0	.285
2001 (SEA)	159	572	91	173	32	1	21	95	3	.302
2002 (SEA)	154	553	85	166	39	0	22	102	0	.300
2003 (SEA)	152	539	64	145	35	0	10	83	0	.269
2004 (SEA)	78	261	29	64	13	1	5	22	0	.245
(NY-A)	49	164	16	46	7	0	4	26	0	.280
<b>TOT</b>	<b>127</b>	<b>425</b>	<b>45</b>	<b>110</b>	<b>20</b>	<b>1</b>	<b>9</b>	<b>48</b>	<b>0</b>	<b>.259</b>
2005 (BOS)	87	173	18	50	7	0	7	37	0	.289
<b>CAREER</b>	<b>2234</b>	<b>7592</b>	<b>1139</b>	<b>2239</b>	<b>500</b>	<b>13</b>	<b>255</b>	<b>1230</b>	<b>11</b>	<b>.295</b>



## ROBERT RAMSAY

<b>WSU</b>	<b>G</b>	<b>IP</b>	<b>H</b>	<b>BB</b>	<b>SO</b>	<b>W-L</b>	<b>SV</b>	<b>ERA</b>
1993	14	66	75	44	46	4-4	0	5.45
1994	16	78 1/3	76	50	69	6-4	0	5.97
1995	14	87 2/3	83	49	64	6-2	0	4.83
1996	14	94	78	60	94	2-7	0	3.93
<b>CAREER</b>	<b>58</b>	<b>326</b>	<b>312</b>	<b>203</b>	<b>273</b>	<b>18-17</b>	<b>0</b>	<b>4.97</b>

<b>MLB</b>	<b>G</b>	<b>IP</b>	<b>H</b>	<b>BB</b>	<b>SO</b>	<b>W-L</b>	<b>SV</b>	<b>ERA</b>
1999 (SEA)	6	18.3	23	9	11	0-2	0	6.38
2000 (SEA)	37	50.3	43	40	32	1-1	0	3.40
<b>CAREER</b>	<b>43</b>	<b>68.7</b>	<b>66</b>	<b>49</b>	<b>43</b>	<b>1-3</b>	<b>0</b>	<b>4.19</b>



## ROB RYAN

<b>WSU</b>	<b>G</b>	<b>AB</b>	<b>R</b>	<b>H</b>	<b>2B</b>	<b>3B</b>	<b>HR</b>	<b>RBI</b>	<b>SB</b>	<b>AVG</b>
1993	44	106	16	29	4	2	0	19	0	.274
1994	53	125	25	32	3	0	0	13	8	.256
1995	58	231	44	76	10	4	2	35	14	.329
1996	59	230	45	69	9	2	3	19	19	.300
<b>CAREER</b>	<b>214</b>	<b>692</b>	<b>130</b>	<b>206</b>	<b>26</b>	<b>8</b>	<b>5</b>	<b>86</b>	<b>41</b>	<b>.298</b>

<b>MLB</b>	<b>G</b>	<b>AB</b>	<b>R</b>	<b>H</b>	<b>2B</b>	<b>3B</b>	<b>HR</b>	<b>RBI</b>	<b>SB</b>	<b>AVG</b>
1999 (ARI)	20	29	4	7	1	0	2	5	0	.241
2000 (ARI)	27	27	4	8	1	1	0	2	0	.296
2001 (ARI)	1	1	0	0	0	0	0	0	0	.000
(OAK)	7	7	0	0	0	0	0	0	0	.000
<b>TOT</b>	<b>8</b>	<b>8</b>	<b>0</b>	<b>0</b>	<b>0</b>	<b>0</b>	<b>0</b>	<b>0</b>	<b>0</b>	<b>.000</b>
<b>CAREER</b>	<b>55</b>	<b>64</b>	<b>0</b>	<b>15</b>	<b>2</b>	<b>1</b>	<b>2</b>	<b>7</b>	<b>0</b>	<b>.234</b>



## AARON SELE

<b>WSU</b>	<b>G</b>	<b>IP</b>	<b>H</b>	<b>BB</b>	<b>SO</b>	<b>W-L</b>	<b>SV</b>	<b>ERA</b>
1989	18	63 2/3	75	24	43	6-5	3	4.66
1990	17	121 2/3	102	41	121	12-3	0	2.22
1991	17	108 1/3	92	33	114	8-6	0	2.82
<b>CAREER</b>	<b>52</b>	<b>293 2/3</b>	<b>269</b>	<b>98</b>	<b>278</b>	<b>26-14</b>	<b>3</b>	<b>2.97</b>

<b>MLB</b>	<b>G</b>	<b>IP</b>	<b>H</b>	<b>BB</b>	<b>SO</b>	<b>W-L</b>	<b>SV</b>	<b>ERA</b>
1993 (BOS)	18	111 2/3	100	48	93	7-2	0	2.74
1994 (BOS)	22	143 1/3	140	60	105	8-7	0	3.83
1995 (BOS)	6	32 1/3	32	14	21	3-1	0	3.06
1996 (BOS)	29	157 1/3	192	67	137	7-11	0	5.32
1997 (BOS)	33	177 1/3	196	80	122	13-12	0	5.38
1998 (TEX)	33	212 2/3	239	84	167	19-11	0	4.23
1999 (TEX)	33	205	244	70	186	18-9	0	4.79
2000 (SEA)	34	211 2/3	221	74	137	17-10	0	4.51
2001 (SEA)	34	215	216	51	114	15-5	0	3.60
2002 (ANA)	26	160	190	49	82	8-9	0	4.89
2003 (ANA)	25	121 2/3	135	58	53	7-11	0	5.77
2004 (ANA)	28	132	163	51	51	9-4	0	5.05
2005 (SEA)	21	116	147	41	53	6-12	0	5.66
2006 (LA-N)	28	103 1/3	120	30	57	8-6	0	4.53
2007 (NY-N)	34	53 2/3	78	21	29	3-2	0	5.37
<b>CAREER</b>	<b>404</b>	<b>2153</b>	<b>2413</b>	<b>798</b>	<b>1407</b>	<b>148-112</b>	<b>0</b>	<b>4.61</b>



# DOUG SISK

WSU	G	IP	H	BB	SO	W-L	SV	ERA
1980	15	48 1/3	31	32	23	5-0	0	2.98
<b>Career</b>	<b>15</b>	<b>48 1/3</b>	<b>31</b>	<b>32</b>	<b>23</b>	<b>5-0</b>	<b>0</b>	<b>2.98</b>

MLB	G	IP	H	BB	SO	W-L	SV	ERA
1982 (NY-N)	8	8 2/3	5	4	4	0-1	1	1.04
1983 (NY-N)	67	104 1/3	88	59	33	5-4	11	2.24
1984 (NY-N)	50	77 2/3	57	54	32	1-3	15	2.09
1985 (NY-N)	42	73	86	40	26	4-5	2	5.30
1986 (NY-N)	41	70 2/3	77	31	31	4-2	1	3.06
1987 (NY-N)	55	78	83	22	37	3-1	3	3.46
1988 (BAL)	52	94 1/3	109	45	26	3-3	0	3.72
1990 (ATL)	3	2 1/3	1	4	1	0-0	0	3.86
1991 (ATL)	14	14 1/3	21	8	5	2-1	0	5.02
<b>CAREER</b>	<b>332</b>	<b>523 1/3</b>	<b>527</b>	<b>267</b>	<b>195</b>	<b>22-20</b>	<b>33</b>	<b>3.27</b>



# MARK SMALL

WSU	G	IP	H	BB	SO	W-L	SV	ERA
1989	8	9 1/3	11	14	7	0-0	0	9.68
<b>CAREER</b>	<b>8</b>	<b>9 1/3</b>	<b>11</b>	<b>14</b>	<b>7</b>	<b>0-0</b>	<b>0</b>	<b>9.68</b>

MLB	G	IP	H	BB	SO	W-L	SV	ERA
1996 (HOU)	16	24 1/3	33	13	16	0-1	0	5.92
<b>CAREER</b>	<b>16</b>	<b>24 1/3</b>	<b>33</b>	<b>13</b>	<b>16</b>	<b>0-1</b>	<b>0</b>	<b>5.92</b>



# JACK SPRING

WSU	G	IP	H	BB	SO	W-L	SV	ERA
1952	12	88	78	44	81	4-4	2	2.35
<b>CAREER</b>	<b>12</b>	<b>88</b>	<b>78</b>	<b>44</b>	<b>81</b>	<b>4-4</b>	<b>2</b>	<b>2.35</b>

MLB	G	IP	H	BB	SO	W-L	SV	ERA
1955 (PHI)	2	2 2/3	2	1	2	0-1	0	6.75
1957 (BOS)	1	1	0	0	2	0-0	0	0.00
1958 (WAS)	3	7	16	7	1	0-0	0	14.14
1961 (LA-A)	18	38	35	15	27	3-0	0	4.26
1962 (LA-A)	57	65	66	30	31	4-2	6	4.02
1963 (LA-A)	45	38 1/3	40	9	13	3-0	2	3.05
1964 (LA-A)	6	3 1/3	3	3	0	1-0	0	2.70
(CHI-N)	7	6	4	2	1	0-0	0	6.00
(STL)	2	3	8	1	0	0-0	0	3.00
<b>TOT</b>	<b>15</b>	<b>12 1/3</b>	<b>15</b>	<b>6</b>	<b>0</b>	<b>1-0</b>	<b>0</b>	<b>4.38</b>
1965 (CLE)	14	21 2/3	21	10	9	1-2	0	3.74
<b>CAREER</b>	<b>155</b>	<b>186</b>	<b>195</b>	<b>78</b>	<b>86</b>	<b>12-5</b>	<b>8</b>	<b>4.26</b>



# WES STOCK

WSU	G	IP	H	BB	SO	W-L	SV	ERA
1954	12	38 1/3	35	22	43	3-2	3	3.99

1955	10	27 1/3	28	7	29	0-2	3	3.62
<b>CAREER</b>	<b>22</b>	<b>65 2/3</b>	<b>63</b>	<b>29</b>	<b>72</b>	<b>3-4</b>	<b>6</b>	<b>3.84</b>

MLB	G	IP	H	BB	SO	W-L	SV	ERA
1959 (BAL)	7	12 2/3	16	2	8	0-0	1	3.55
1960 (BAL)	17	34 1/3	26	14	23	2-2	2	2.88
1961 (BAL)	35	71 2/3	58	27	47	5-0	3	3.01
1962 (BAL)	53	65	50	36	34	3-2	3	4.43
1963 (BAL)	47	75 1/3	69	31	55	7-0	1	3.94
1964 (BAL)	14	207	17	8	14	2-0	0	3.92
(KC)	50	93	69	34	101	6-3	5	1.94
<b>TOT</b>	<b>64</b>	<b>113 2/3</b>	<b>86</b>	<b>42</b>	<b>115</b>	<b>8-3</b>	<b>5</b>	<b>2.30</b>
1965 (KC)	62	99 2/3	96	40	52	0-4	4	5.24
1966 (KC)	35	44	30	21	31	2-2	3	2.66
1967 (KC)	1	1	3	2	0	0-0	0	18.00
<b>CAREER</b>	<b>321</b>	<b>517 1/3</b>	<b>434</b>	<b>215</b>	<b>365</b>	<b>27-13</b>	<b>22</b>	<b>3.60</b>



# TED TAPPE

WSU	G	AB	R	H	2B	3B	HR	RBI	SB	AVG
1950	Not Available									
<b>CAREER</b>	-	-	-	-	-	-	-	-	-	-

MLB	G	AB	R	H	2B	3B	HR	RBI	SB	AVG
1950 (CIN)	7	5	1	1	0	0	1	1	0	.200
1951 (CIN)	4	3	0	1	0	0	0	0	0	.333
1955 (CHI-N)	23	50	12	13	2	0	4	10	0	.260
<b>CAREER</b>	<b>34</b>	<b>58</b>	<b>13</b>	<b>15</b>	<b>2</b>	<b>0</b>	<b>5</b>	<b>11</b>	<b>0</b>	<b>.259</b>



# DAVE WAINHOUSE

WSU	G	IP	H	BB	SO	W-L	SV	ERA
1986	12	52 1/3	61	31	20	3-4	0	6.71
1987	16	79 1/3	86	41	32	5-1	0	5.41
1988	27	80 2/3	77	33	57	7-0	6	3.90
<b>CAREER</b>	<b>55</b>	<b>212 1/3</b>	<b>224</b>	<b>105</b>	<b>109</b>	<b>15-5</b>	<b>6</b>	<b>5.17</b>

MLB	G	IP	H	BB	SO	W-L	SV	ERA
1991 (MON)	2	2 2/3	2	4	1	0-1	0	6.75
1993 (SEA)	3	2 1/3	7	5	2	0-0	0	27.00
1996 (PIT)	17	23 2/3	22	10	16	1-0	0	5.70
1997 (PIT)	25	28	34	17	21	0-1	0	8.04
1998 (COL)	10	11	15	5	3	1-0	0	4.91
1999 (COL)	19	28 2/3	37	16	18	0-0	0	6.91
2000 (STL)	9	8 2/3	13	4	5	0-1	0	9.35
<b>CAREER</b>	<b>85</b>	<b>105</b>	<b>130</b>	<b>61</b>	<b>66</b>	<b>2-3</b>	<b>0</b>	<b>7.37</b>



# ERIC WILKINS

WSU	G	IP	H	BB	SO	W-L	SV	ERA
1975	9	23	13	15	26	4-2	2	4.30
1976	16	95 1/3	66	70	77	10-4	9	2.55
1977	19	108 1/3	70	71	84	9-2	8	2.74
<b>CAREER</b>	<b>44</b>	<b>226 2/3</b>	<b>149</b>	<b>156</b>	<b>187</b>	<b>23-11</b>	<b>19</b>	<b>2.82</b>

MLB	G	IP	H	BB	SO	W-L	SV	ERA
1979 (CLE)	16	69 2/3	77	38	52	2-4	0	4.39
<b>CAREER</b>	<b>16</b>	<b>69 2/3</b>	<b>77</b>	<b>38</b>	<b>52</b>	<b>2-4</b>	<b>0</b>	<b>4.39</b>



# WSU BASEBALL DRAFT PICKS

YEAR	PLAYER	POS	ROUND	TEAM
1965	John Olerud	C	4	Los Angeles, AL
1965	Duane Rossman	SS	10	Chicago, NL
1965	Dan Frisella	P	39	Milwaukee
1965	Dale Ford	1B/OF	58	St. Louis
1966	Douglas Lukens	P	14	St. Louis
1966	Dale Ford	1B/OF	20	Chicago, NL
1966	Julian Karp	P	21	New York, AL
1966	Dan Frisella	P	3	New York, NL
June Secondary Phase				
1967	Thomas Brown	P	18	Chicago, NL
1967	Dale Scilley	SS	25	Detroit
1967	Mark Crandall	P	39	New York, NL
1967	Rick Austin	P	7	Pittsburgh
June Secondary Phase				
1968	Rick Austin	P	3	St. Louis
January Secondary Phase				
1968	Greg Schubert	OF	9	Oakland
1968	James Hannah	C	13	Kansas City
1968	Rick Austin	P	1	Cleveland
June Secondary Phase				
1968	Ron Cey	3B	3	Los Angeles
1969	Bob Williams	C	4	Oakland
1970	Ernie Henrickson	P	7	San Francisco
January Secondary Phase				
1970	Steve Evert	OF	45	Pittsburgh
1970	John Sullivan	OF	47	Pittsburgh
1971	Edward Smith	SS/3B	23	Pittsburgh
1971	Thomas Thomas	3B	1	Pittsburgh
June Secondary Phase				
1972	Barry Sbragia	P	22	Boston
1973	Joe McIntosh	P	13	San Diego
1973	Bill Sanford	C	30	Minnesota
1974	Marv Chamberlain	1B/3B	8	Montreal
1975	Roger Dirkes	SS	34	Minnesota
1976	Tracy Harris	P	29	Detroit
1977	Phil Westendorf	1B	5	Kansas City
1977	Eric Wilkins	P	6	Cleveland
1977	Tracy Harris	P	9	Seattle
1977	Bob Sherwood	P	25	San Diego
1978	Eric Snider	P	20	New York, AL
1978	Dave Edler	INF	21	Seattle
1978	John Cook	OF	22	Cincinnati
1979	Don Crow	C	3	Los Angeles
1979	Mike Kinnunen	P	10	Minnesota
1979	Steve Quealey	P	18	Houston
1979	John Cook	OF	22	Seattle
1979	Jack Thompson	OF	34	Seattle
1979	Bruce Chaney	INF	44	Cleveland
1980	Glen Walker	OF	11	Seattle
1980	Kelly Smith	OF	13	San Francisco
1980	Andy Alvis	C/1B	33	Cleveland
1980	Daniel Wodrich	2B	35	San Diego
1980	Mark Pedersen	P	2	Seattle
June Secondary Phase				
1981	Paul Noce	SS	14	San Diego
1981	Stan Webb	P	16	Chicago, NL
1981	Clay Hill	C/3B	19	Seattle
1981	Marty Kain	P	22	San Diego
1982	Regan Bass	P	21	Texas
1982	Stacy Morgan	P	42	New York, AL
1983	Don Long	3B	3	San Francisco
1983	Mike Miller	2B	6	Kansas City
1983	Jay Hunt	P	13	Seattle
1983	Greg Bailey	OF	14	Texas
1983	Greg Monda	1B	15	Cincinnati
1983	Regan Bass	P	33	Texas
1984	Mike Costello	P	10	San Diego
1984	John Skurla	OF	19	San Francisco
1984	Rick Poznanski	C	24	Texas
1985	Guy Normand	P	16	Montreal
1986	Guy Normand	P	13	Houston
1986	Brad Wolten	OF	34	Cleveland

YEAR	PLAYER	POS	ROUND	TEAM
1987	Rob Smith	OF	11	Milwaukee
1987	Terrel Hansen	P	14	Montreal
1987	Shawn Hathaway	P	22	St. Louis
1987	Brian Sajonia	P	26	California
1987	Jeff Hooper	OF	36	Seattle
1987	Mike Meyers	1B	37	San Francisco
1988	Dave Wainhouse	P	1 (19th overall)	Montreal
1988	Randy Snyder	C	2	Milwaukee
1988	Brian Sajonia	P	20	Montreal
1988	John Jackson	OF	46	Minnesota
1989	John Olerud	P/1B	3	Toronto
1989	Joe Urbon	OF	17	Philadelphia
1989	Mark Small	P	17	Houston
1989	Ed Gustafson	P	18	San Francisco
1989	Kevin Scott	C	32	Houston
1990	Tom McGraw	P	6	Milwaukee
1990	Jason King	SS	21	New York, NL
1990	Greg Hunter	2B	23	Seattle
1990	Kenneth Day	P	33	Cleveland
1990	Rob Nichols	1B	54	Seattle
1991	*Aaron Sele	P	1 (23rd overall)	Boston
1991	*Scott Hatteberg	OF	1 (compensation)	Boston
1991	Darin Nolan	P	35	Toronto
1992	Eric Wulf	C	19	Colorado
1992	Wayne Lindemann	P	20	Chicago, AL
1992	Chris Sheehan	P	27	Kansas City
1992	Beau Campbell	C	28	Detroit
1992	Deron Pointer	OF	31	Toronto
1993	*Mark Henderickson	P	21	San Diego
1993	Roy Miller	SS	51	Seattle
1994	Chad Miles	P	4	Florida
1994	Mike Kinkade	C/OF	19	Milwaukee
1994	Jason Valley	P	27	Philadelphia
1994	*Mark Hendrickson	P	32	Atlanta
1995	Mike Kinkade	C/OF	9	Milwaukee
1995	Ken Cameron	OF	14	St. Louis
1995	*Mark Hendrickson	P	16	Detroit
1995	Rob Ramsay	P	17	Minnesota
1995	Kyle Kawabata	P	30	Philadelphia
1996	Mike Wetmore	SS	7	Milwaukee
1996	Rob Ramsay	P	7	Boston
1996	*Mark Hendrickson	P	19	Texas
1996	Rob Ryan	OF	26	Arizona
1997	Todd Belitz	P	5	Tampa Bay
1997	Jason Hairston	C	16	Atlanta
1998	Ole Vigeland	P	15	Texas
1998	Casey Kelly	1B	18	Anaheim
1999	Wade Parrish	P	15	Los Angeles
2000	Jason Grove	OF	3	New York, AL
2000	Todd Meldahl	P	15	Philadelphia
2000	Matt O'Brien	P	18	Oakland
2001	Stefan Bailie	3B	4	Boston
2001	Tyson Thompson	P	33	Tampa Bay
2001	Bookie Gates	2B	35	Minnesota
2002	Bookie Gates	2B	25	Arizona
2004	Bryce Chamberlain	P	6	Baltimore
2004	Grant Richardson	1B	14	Milwaukee
2004	Brandon Reddinger	C	20	Pittsburgh
2004	Aaron Trolia	P	27	Seattle
2005	Brady Everett	C	15	Colorado
2005	James Freeman	P	17	Kansas City
2005	Dane Renkert	P	29	Milwaukee
2006	Travis Webb	P	8	Cincinnati
2006	Jay Miller	OF	17	Philadelphia
2006	Mike Wagner	P	18	Texas

\* = Current MLB player


NOTE: 2003 is the only year Washington State did not have a player selected in the June draft.

# COUGARS ACTIVE IN THE MINORS



## EDDIE BONINE

YEAR	Team	Level	Parent Club	G/GS	IP	H	BB	SO	W-L	SV	ERA
2003	Eugene	SS A	San Diego	31/0	33	32	10	33	1-2	14	3.82
2004	Ft. Wayne	A	San Diego	5/5	27	25	3	31	2-1	0	2.00
	Lake Elsinore	Adv. A	San Diego	21/21	112	121	39	96	5-10	0	5.46
	<b>TOTAL</b>			<b>26/26</b>	<b>139</b>	<b>146</b>	<b>42</b>	<b>127</b>	<b>7-11</b>	<b>0</b>	<b>4.79</b>
2005	Lake Elsinore	Adv. A	San Diego	36/10	104 1/3	142	42	77	5-6	0	6.47
	Portland	AAA	San Diego	1/0	2	0	0	5	1-0	0	0.00
	<b>TOTAL</b>			<b>37/10</b>	<b>106 1/3</b>	<b>142</b>	<b>42</b>	<b>82</b>	<b>6-6</b>	<b>0</b>	<b>6.35</b>
2006	Lakeland	Adv. A	Detroit	41/11	106 1/3	108	27	83	4-4	1	3.98
	Erie	AA	Detroit	1/1	6	8	0	2	0-1	0	9.00
	<b>TOTAL</b>			<b>42/12</b>	<b>112 1/3</b>	<b>116</b>	<b>27</b>	<b>85</b>	<b>4-5</b>	<b>1</b>	<b>4.25</b>
2007	Erie	AA	Detroit	25/25	154 2/3	159	24	73	14-5	0	3.90
	Toledo	AAA	Detroit	1/1	8	7	1	4	1-0	0	2.25
	<b>TOTAL</b>			<b>26/26</b>	<b>162 2/3</b>	<b>166</b>	<b>25</b>	<b>77</b>	<b>15-5</b>	<b>0</b>	<b>3.82</b>
<b>5 YEARS</b>	<b>CAREER</b>			<b>262/64</b>	<b>553 1/3</b>	<b>602</b>	<b>146</b>	<b>404</b>	<b>33-29</b>	<b>15</b>	<b>4.64</b>



## WAYNE DAMAN, JR.

YEAR	Team	Level	Parent Club	G/GS	IP	H	BB	SO	W-L	SV	ERA
2007	Batavia	SS A	St. Louis	25/0	26	21	7	26	3-2	3	3.12
<b>1 YEAR</b>	<b>CAREER</b>			<b>25/0</b>	<b>26</b>	<b>21</b>	<b>7</b>	<b>26</b>	<b>3-2</b>	<b>3</b>	<b>3.12</b>



## BRADY EVERETT

YEAR	Team	Level	Parent Club	G	AB	R	H	2B	3B	HR	RBI	SB	AVG
2005	Idaho Falls	Rookie	Kansas City	29	108	24	39	8	1	5	21	0	.361
	High Desert	Adv. A	Kansas City	6	18	3	5	1	0	0	2	0	.278
	<b>TOTAL</b>			<b>35</b>	<b>126</b>	<b>27</b>	<b>44</b>	<b>9</b>	<b>1</b>	<b>5</b>	<b>23</b>	<b>0</b>	<b>.349</b>
2006	Burlington	A	Kansas City	86	297	40	76	13	0	5	22	4	.256
2007	Burlington	A	Kansas City	107	384	50	102	30	2	10	46	3	.266
<b>3 YEARS</b>	<b>CAREER</b>			<b>228</b>	<b>807</b>	<b>117</b>	<b>222</b>	<b>52</b>	<b>3</b>	<b>20</b>	<b>91</b>	<b>7</b>	<b>.275</b>



## MIKE KINKADE (Played in MLB during 1998-2003 seasons)

YEAR	Team	Level	Parent Club	G	AB	R	H	2B	3B	HR	RBI	SB	AVG
1995	Helena	Rookie	Milwaukee	69	266	76	94	19	1	4	39	26	.353
1996	Beloit	A	Milwaukee	135	496	104	151	33	4	15	100	23	.304
1997	El Paso	AA	Milwaukee	125	468	112	180	35	12	12	109	17	.385
1998	Louisville	AAA	Milwaukee	80	291	57	90	24	6	7	46	10	.309
	Norfolk	AAA	New York-N	30	125	12	35	5	0	1	18	6	.280
	<b>TOTAL</b>			<b>110</b>	<b>416</b>	<b>69</b>	<b>125</b>	<b>29</b>	<b>6</b>	<b>8</b>	<b>64</b>	<b>16</b>	<b>.300</b>
1999	Norfolk	AAA	New York-N	84	312	53	96	20	2	7	49	7	.308
2000	Binghamton	AA	New York-N	90	317	66	116	24	3	10	67	18	.366
	Bowie	AA	Baltimore	8	27	4	7	1	0	3	5	0	.259
	Rochester	AAA	Baltimore	15	55	10	20	5	0	1	10	0	.364
	<b>TOTAL</b>			<b>113</b>	<b>399</b>	<b>80</b>	<b>143</b>	<b>30</b>	<b>3</b>	<b>14</b>	<b>82</b>	<b>18</b>	<b>.358</b>
2002	Las Vegas	AAA	Los Angeles	74	287	63	98	22	6	11	50	6	.341
2005	Buffalo	AAA	Cleveland	128	473	84	134	35	3	16	74	8	.283
2006	Albuquerque	AAA	Florida	106	381	59	125	26	3	4	50	6	.328
2007	Iowa	AAA	Chicago-N	33	120	26	37	6	1	7	27	2	.308
	Trenton	AA	New York-A	22	83	14	29	6	0	2	15	0	.349
	Scranton-WB	AAA	New York-A	5	20	6	6	1	1	0	3	2	.300
	<b>TOTAL</b>			<b>60</b>	<b>223</b>	<b>46</b>	<b>72</b>	<b>13</b>	<b>2</b>	<b>9</b>	<b>45</b>	<b>4</b>	<b>.323</b>
<b>10 YEARS</b>	<b>CAREER</b>			<b>1004</b>	<b>3721</b>	<b>746</b>	<b>1218</b>	<b>262</b>	<b>42</b>	<b>100</b>	<b>662</b>	<b>131</b>	<b>.327</b>



## ZACH McANGUS

YEAR	Team	Level	Parent Club	G	AB	R	H	2B	3B	HR	RBI	SB	AVG
2006	AZL Brewers	Rookie	Milwaukee	41	154	30	40	11	2	2	21	2	.260
2007	Helena	Rookie	Milwaukee	31	79	11	20	2	0	2	10	0	.253
<b>2 YEARS</b>	<b>CAREER</b>			<b>72</b>	<b>233</b>	<b>41</b>	<b>60</b>	<b>13</b>	<b>2</b>	<b>4</b>	<b>31</b>	<b>2</b>	<b>.258</b>



## JAY MILLER

YEAR	Team	Level	Parent Club	G	AB	R	H	2B	3B	HR	RBI	SB	AVG
2006	Batavia	SS A	Philadelphia	65	225	34	58	11	2	2	27	5	.258
2007	Lakewood	A	Philadelphia	79	272	32	68	7	0	1	30	2	.250
	Clearwater	Adv. A	Philadelphia	5	18	4	5	1	0	0	2	0	.278
	<b>TOTAL</b>			<b>84</b>	<b>290</b>	<b>36</b>	<b>73</b>	<b>8</b>	<b>0</b>	<b>1</b>	<b>32</b>	<b>2</b>	<b>.252</b>
<b>2 YEARS</b>	<b>CAREER</b>			<b>149</b>	<b>515</b>	<b>70</b>	<b>131</b>	<b>19</b>	<b>2</b>	<b>3</b>	<b>59</b>	<b>7</b>	<b>.254</b>



## STEVE MORTIMER

YEAR	Team	Level	Parent Club	G	AB	R	H	2B	3B	HR	RBI	SB	AVG
2004	Vermont	SS A	Washington	65	214	31	51	13	0	7	29	8	.238
2005	GCL Nationals	Rookie	Washington	5	14	0	3	1	0	0	0	0	.214
	Savannah	A	Washington	101	328	47	80	19	2	10	41	7	.244
	<b>TOTAL</b>			<b>106</b>	<b>342</b>	<b>47</b>	<b>83</b>	<b>20</b>	<b>2</b>	<b>10</b>	<b>41</b>	<b>7</b>	<b>.243</b>
2006	Potomac	Adv. A	Washington	60	174	27	39	9	0	6	23	3	.224
2007	Potomac	Adv. A	Washington	52	170	23	43	8	1	12	40	8	.253
	Harrisburg	AA	Washington	70	228	32	53	13	1	9	33	1	.232
	<b>TOTAL</b>			<b>122</b>	<b>398</b>	<b>55</b>	<b>96</b>	<b>21</b>	<b>2</b>	<b>21</b>	<b>73</b>	<b>9</b>	<b>.241</b>
<b>4 YEARS</b>	<b>CAREER</b>			<b>353</b>	<b>1128</b>	<b>160</b>	<b>269</b>	<b>63</b>	<b>4</b>	<b>44</b>	<b>156</b>	<b>27</b>	<b>.238</b>



## AARON TROLIA

YEAR	Team	Level	Parent Club	G/GS	IP	H	BB	SO	W-L	SV	ERA
2004	Everett	SS A	Seattle	20/4	41	40	17	33	2-3	6	4.83
2005	Inland Empire	Adv. A	Seattle	40/10	104 2/3	118	49	77	3-7	0	4.82
2006	Inland Empire	Adv. A	Seattle	34/0	54 1/3	69	23	59	4-2	1	4.80
2007	West Tennessee	AA	Seattle	21/1	43	53	18	39	3-2	1	6.91
<b>4 YEARS</b>	<b>CAREER</b>			<b>115/15</b>	<b>243</b>	<b>280</b>	<b>107</b>	<b>208</b>	<b>12-14</b>	<b>8</b>	<b>5.19</b>



## MICHAEL WAGNER

YEAR	Team	Level	Parent Club	G/GS	IP	H	BB	SO	W-L	SV	ERA
2006	Spokane	SS A	Texas	17/16	66 1/3	88	22	73	4-7	0	6.38
2007	Bakersfield	Adv. A	Texas	29/0	47	59	34	47	1-3	0	7.28
	Oklahoma City	AAA	Texas	1/0	1	1	1	2	0-0	0	0.00
	<b>TOTAL</b>			<b>30/0</b>	<b>48</b>	<b>60</b>	<b>35</b>	<b>49</b>	<b>1-3</b>	<b>0</b>	<b>7.13</b>
<b>2 YEARS</b>	<b>CAREER</b>			<b>47/16</b>	<b>114 1/3</b>	<b>148</b>	<b>57</b>	<b>122</b>	<b>5-10</b>	<b>0</b>	<b>6.69</b>



## TRAVIS WEBB

YEAR	Team	Level	Parent Club	G/GS	IP	H	BB	SO	W-L	SV	ERA
2006	Billings	Rookie	Cincinnati	13/7	39 2/3	41	16	32	5-2	0	3.40
2007	Dayton	A	Cincinnati	28/21	114 2/3	105	62	114	7-5	0	3.45
<b>2 YEARS</b>	<b>CAREER</b>			<b>41/28</b>	<b>154 1/3</b>	<b>146</b>	<b>78</b>	<b>146</b>	<b>12-7</b>	<b>0</b>	<b>3.44</b>



# WSU CAREER LEADERS

## COUGAR HITTING

### GAMES

1. Greg Hunter, 1987-90	243
2. Mike Kinkade, 1992-95	228
3. Jim Connor, 1987-90	227
Jay Miller, 2003-06	227
5. Rob Ryan, 1993-96	214
6. Tad Thompson, 1989-92	213
7. Shawn Stevenson, 1997-2000	211
8. Jeff Miller, 2004-07	208
9. Kevin Brunstad, 1991-94	206
10. Bookie Gates, 1999-2002	204

### BATTING AVERAGE

1. John Olerud, 1987-89	.434
2. Greg Monda, 1981-83	.369
3. Dale Ford, 1964-66	.365
4. Glen Walker, 1979-80	.362
5. Scott Hatteberg, 1989-91	.360
6. Mike Kinkade, 1992-95	.360
7. Jim Connor, 1987-90	.358
8. Tom Thomas, 1970-71	.355
Ray Hattenburg, 1997-2000	.355
10. Brian Stanton, 1978-80	.353

### RUNS

1. Mike Kinkade, 1992-95	230
2. Jim Connor, 1987-90	217
3. Shawn Stevenson, 1997-2000	200
4. Greg Hunter, 1987-90	189
5. Rob Smith, 1984-87	178
6. Jay Miller, 2003-06	171
7. Mike Miller, 1980-83	170
8. Mike Wetmore, 1994-96	167
9. Tad Thompson, 1989-92	158
10. Ken Cameron, 1993-95	149

### HITS

1. Jay Miller, 2003-06	307
2. Mike Kinkade, 1992-95	304
3. Shawn Stevenson, 1997-2000	273
4. Jim Connor, 1987-90	271
5. Greg Hunter, 1987-90	263
6. Ray Hattenburg, 1997-2000	255
7. Kevin Brunstad, 1991-94	245
8. Bookie Gates, 1999-2002	232
9. Jeff Hooper, 1984-87	225
10. Tad Thompson, 1989-92	223

### DOUBLES

1. Mike Kinkade, 1992-95	75
2. Jay Miller, 2003-06	74
3. Tad Thompson, 1989-92	65
4. Kevin Brunstad, 1991-94	58
5. Jim Connor, 1987-90	57
6. Ray Hattenburg, 1997-2000	56
7. Greg Hunter, 1987-90	52
8. Scott Hatteberg, 1989-91	50
9. Shawn Stevenson, 1997-2000	49
10. Jeff Hooper, 1984-87	47
Kevin Brunstad, 1991-93	47



Greg Hunter



John Olerud



Mike Kinkade



Jay Miller



Mike Kinkade

### TRIPLES

1. Bob Fry, 1963-65	14
Ken Cameron, 1993-95	14
3. Greg Hunter, 1987-90	12
Mike Kinkade, 1992-95	12
Steve Gleason, 1996-99	12
6. Dave Jones, 1957-59	11
Andy Alvis, 1979-80	11
Paul Noce, 1979-80	11
Mike Wetmore, 1994-96	11
10. Dale Ford, 1964-66	10
Dave Edler, 1975-78	10
Jim Connor, 1987-90	10
Shawn Stevenson, 1997-2000	10

### HOME RUNS

1. Jeff Hooper, 1984-87	40
2. Casey Kelley, 1996-98	38
3. Jim Connor, 1987-90	37
4. Beau Campbell, 1989-92	34
5. John Olerud, 1987-89	33
Jason Grove, 1998-2000	33
7. Stefan Bailie, 2000-01	30
8. Phil Westendorf, 1974-77	28
Grant Richardson, 2002-04	28
9. Dale Ford, 1964-66	27

### RBI

1. Kevin Brunstad, 1991-94	199
2. Mike Kinkade, 1992-95	197
3. Jim Connor, 1987-90	189
4. Jeff Hooper, 1984-87	172
5. Phil Westendorf, 1974-77	162
6. Marv Chamberlain, 1971-74	156
7. Greg Hunter, 1987-90	153
8. Kevin Brunstad, 1991-93	150
9. Bookie Gates, 1999-2002	147
Jay Miller, 2003-06	147

### STOLEN BASES

1. Mike Miller, 1980-83	97
2. Bob Waits, 1969-71	94
3. Roger Dirkes, 1973-75	75
4. Steve Merkley, 1971-73	67
Mike Wetmore, 1994-96	67
6. Bob Fry, 1963-65	48
Steve Grasser, 1971-73	48
Tom Jobb, 1974-77	48
9. John Rankin, 1969-70	47
10. Dave Edler, 1975-76	40
Larry Poffenroth, 1975-77	40
Ken Cameron, 1993-95	40

### WALKS

1. Jim Connor, 1987-90	134
2. Ron Naumu, 1992-95	128
3. Mike Miller, 1980-83	123
Mike Kinkade, 1992-95	123
5. Phil Westendorf, 1974-77	117
6. Tad Thompson, 1989-92	112
7. Scott Hatteberg, 1989-91	110
8. Mark Wyckoff, 1984, 1986-88	108
9. Jay Miller, 2003-06	107
10. Rob Smith, 1984-87	106



Ken Cameron



Jeff Hooper



Kevin Brunstad



Mike Miller



Jim Connor





# WSU CAREER LEADERS

## COUGAR PITCHING-FIELDING

### GAMES PITCHED

1. Tom Pellerin, 1983-86	75
2. Reed Rainey, 1983-85	74
Les McTavish, 1997-2000	74
4. Nick Kenyon, 2000-03	67
Wayne Daman, Jr., 2004-07	67
6. Lanakila Niles, 1999-2002	66
7. Darin Nolan, 1988-91	65
Todd Meldahl, 1997-2000	65
Zach Fisher, 1999-2002	65
Steve Kost, 2005-07	65



Tom Pellerin

### GAMES STARTED

1. Brian Sajonia, 1985-88	54
2. Todd Meldahl, 1997-2000	51
3. Tom McGraw, 1987-90	46
4. Bob Sherwood, 1974-77	45
Wayne Daman, Jr., 2004-07	45
6. Tracy Harris, 1974-77	42
Robert Ramsay, 1993-96	42
8. Guy Normand, 1983-86	40
9. Joe McIntosh, 1971-73	39
10. Aaron Sele, 1989-90	37



Brian Sajonia

### INNINGS

1. Robert Ramsay, 1993-96	326.0
2. Bob Sherwood, 1974-77	314.2
3. Joe McIntosh, 1971-73	313.1
4. Brian Sajonia, 1985-88	311.2
5. Todd Meldahl, 1997-2000	310.2
6. Tom McGraw, 1987-90	295.2
7. Aaron Sele, 1989-91	293.2
8. Wayne Daman, Jr., 2004-07	293.0
9. Guy Normand, 1983-86	278.0
10. Tracy Harris, 1974-77	277.1



Robert Ramsay

### WINS

1. Joe McIntosh, 1971-73	34
2. Bob Sherwood, 1974-77	30
3. Tom McGraw, 1987-90	28
4. John Olerud, 1987-89	26
Aaron Sele, 1989-91	26
Kyle Kawabata, 1992-95	26
7. Al Hartman, 1913-16	24
Brian Sajonia, 1985-88	24
9. Dick Montee, 1958-60	23
Eric Wilkins, 1975-77	23



Joe McIntosh

### SAVES

1. Reed Rainey, 1983-85	24
2. Russ Foster, 1946-50	13
Ross Humes, 2006-07	13
4. Mike Gomez, 1969-71	9
Jim Lavick, 1969-71	9
Tom Pellerin, 1983-86	9
Reggie Rivard, 1998-2000	9
8. Oscar Jones, 1929-31	8
Mike Avey, 1964-66	8
Travis Webb, 2005-06	8



Reed Rainey

### COMPLETE GAMES

1. Al Hartman, 1913-16	31
2. Joe McIntosh, 1971-73	24
3. Merritt McCully, 1905-08	23
Norm Moss, 1913-16	23
5. Joe Halm, 1905-09	22
6. Tracy Harris, 1974-77	21
Aaron Sele, 1989-91	21
8. Busher Lewis, 1917-20	20
Elwood Hahn, 1958-60	20
10. Bob Kinneman, 1936-37, 1939	19
Bob Sherwood, 1974-77	19

### SHUTOUTS

1. Al Hartman, 1913-16	6
Elwood Hahn, 1958-60	6
3. Norm Moss, 1913-16	5
Busher Lewis, 1917-20	5
Dan Frisella, 1965-66	5
Tracy Harris, 1974-77	5
7. Landy James, 1951-53	4
Rick Austin, 1967-68	4
Mark Beem, 1973-75	4
Bob Sherwood, 1974-77	4



Elwood Hahn

### STRIKEOUTS

1. Aaron Sele, 1989-91	278
2. Robert Ramsay, 1993-96	273
3. Tom McGraw, 1987-90	252
4. Joe McIntosh, 1971-73	251
5. Todd Meldahl, 1997-2000	244
6. Elwood Hahn, 1958-60	226
7. Guy Normand, 1983-86	221
8. Dick Montee, 1958-60	216
9. Wayne Daman, Jr., 2004-07	197
10. Dan Frisella, 1965-66	191



Aaron Sele

### ERA (Minimum 100 IP)

1. Rick Austin, 1967-68	1.19
2. Dan Frisella, 1965-66	1.49
3. Tom Brown, 1966-67	1.55
4. Joe Karp, 1966-68	1.56
5. Mike Avey, 1964-66	1.86
6. Landy James, 1951-53	2.13
7. Norm Angelini, 1968-69	2.29
8. Bob Bolingbroke, 1958-60	2.42
9. Murray Gage-Cole, 1970-71	2.44
10. Larry Herman, 1972-73	2.46



Rick Austin

### PUTOUS


1. Jim Murphy, 2005-07	1398
2. Kevin Brunstad, 1991-93	1298
3. Frank Jackson, 1970-72	1069
Greg Monda, 1981-83	1069
5. Rob Nichols, 1987-90	980
6. Phil Westendorf, 1974-77	941
7. Grant Richardson, 2002-04	919
8. Steve Webb, 1984-86, 1988	886
9. Mike Kinkade, 1992-95	822
10. Andy Alvis, 1979-80	817



Jim Murphy

### ASSISTS

1. Greg Hunter, 1987-90	693
2. Shawn Stevenson, 1997-2000	655
3. Bookie Gates, 1999-2002	567
4. Mike Wetmore, 1994-96	509
5. Ron Naumu, 1992-95	474
6. Dan Wodrich, 1977-80	470
7. Loren Hoppes, 1983-88	459
8. Marty Maxwell, 1974-77	438
9. Roy Miller, 1991-93	433
10. Paul Noce, 1979-81	385



Greg Hunter



# WSU SINGLE SEASON LEADERS

## COUGAR HITTING

### GAMES


1. Buzzy Verduzco, 1985	67
Jim Connor, 1990	67
3. Pete Blanksma, 1988	66
John Olerud, 1988	66
Scott Hatteberg, 1990	66
Tim Kuykendall, 1990	66
7. Jeff Johnsen, 1985	65
Steve Webb, 1988	65
9. Jim Connor, 1988	64
Greg Hunter, 1988	64



Buzzy Verduzco

### BATTING AVERAGE

1. John Olerud, 1988	.464
2. Bob Garretson, 1964	.438
3. Kelly Smith, 1980	.418
4. Jared Prince, 2006	.401
5. Ray Hattenburg, 1999	.398
6. Glen Walker, 1980	.396
7. Arnie Pleasant, 1960	.395
8. Jason Grove, 1999	.394
9. Greg Monda, 1982	.392
10. Jim Connor, 1988	.391



John Olerud

### RUNS


1. Rob Smith, 1987	87
2. John Olerud, 1988	83
3. Mike Kinkade, 1994	72
4. Mike Miller, 1983	71
5. Jim Connor, 1990	70
6. Kelly Smith, 1980	69
Mike Meyers, 1987	69
8. Mike Wetmore, 1994	66
9. Mike Kinkade, 1993	64
Kaero Rubin, 2004	64



Rob Smith

### HITS

1. John Olerud, 1988	108
2. Jeff Hooper, 1987	92
3. Jim Connor, 1988	91
4. Mike Kinkade, 1994	90
5. Scott Hatteberg, 1990	88
Ray Hattenburg, 1999	88
Jay Miller, 2006	88
8. Rob Smith, 1987	87
Jim Connor, 1990	87
10. Jared Prince, 2006	83



John Olerud

### DOUBLES


1. Mike Kinkade, 1994	31
2. Scott Hatteberg, 1990	29
3. Jay Miller, 2006	28
4. Kevin Brunstad, 1993	26
5. Tad Thompson, 1992	25
6. Jim Connor, 1990	23
7. Rob Smith, 1987	22
Jim Connor, 1988	22
9. Greg Monda, 1983	21
John Olerud, 1988	21
Scott Hatteberg, 1991	21
Tad Thompson, 1991	21
Jay Miller, 2003	21



Mike Kinkade

### TRIPLES

1. Dave Jones, 1959	7
Andy Alvis, 1980	7
Greg Monda, 1983	7
Greg Barton, 1984	7
5. Bob Fry, 1963	6
Bob Fry, 1964	6
Paul Noce, 1981	6
Don Long, 1983	6
Jeff Corbally, 1984	6
Ken Cameron, 1995	6
Steve Gleason, 1998	6



Andy Alvis

### HOME RUNS


1. Casey Kelley, 1998	25
2. John Olerud, 1988	23
3. Glen Walker, 1980	21
Jeff Hooper, 1987	21
5. Beau Campbell, 1992	20
6. Rob Smith, 1987	19
7. Mike Meyers, 1987	18
Jason Grove, 1999	18
Stefan Bailie, 2001	18
10. Dale Ford, 1966	17



Bob Waits

### RBI

1. Jeff Hooper, 1987	81
John Olerud, 1988	81
3. Glen Walker, 1980	76
4. Marv Chamberlain, 1974	73
5. Beau Campbell, 1992	72
6. Casey Kelley, 1998	68
Grant Richardson, 2004	68
8. Kevin Brunstad, 1993	67
9. Greg Monda, 1983	65
Rod Smith, 1987	65



Mark Wyckoff

### STOLEN BASES


1. Bob Waits, 1971	59
2. Mike Miller, 1983	43
3. Mike Miller, 1982	38
4. John Rankin, 1970	35
Roger Dirkes, 1974	35
6. Steve Merkley, 1972	32
Mike Wetmore, 1996	32
8. Roger Kirkes, 1975	31
Joey Zellner, 1985	31
10. Steve Merkley, 1973	29



Casey Kelley

### WALKS

1. Mark Wyckoff, 1987	60
Scott Hatteberg, 1991	60
3. Jim Connor, 1990	55
4. Mike Miller, 1982	54
5. John Olerud, 1988	50
6. Don Wulff, 1981	48
Pete Blanksma, 1988	48
7. Jason King, 1990	47
Mike Wetmore, 1994	47
10. Matt Minium, 1978	46



John Olerud



# WSU SINGLE SEASON LEADERS

## COUGAR PITCHING-FIELDING

### GAMES PITCHED

1. Dane Renkert, 2005	30
2. Danny Allison, 1991	29
3. David Wainhouse, 1988	27
Steve Kost, 2007	27
5. Chad Miles, 1994	26
Matt O'Brien, 1999	26
Reggie Rivard, 1999	26
8. Reel Rainey, 1985	25
Ken Day, 1989	25
Brian Parks, 1993	25
Nick Kenyon, 2003	25
Ross Humes, 2007	25



Dane Renkert

### GAMES STARTED

1. Tom McGraw, 1990	17
James Freeman, 2005	17
3. Joe McIntosh, 1973	16
Bob Sherwood, 1975	16
John Olerud, 1988	16
Brian Sajonia, 1988	16
Aaron Sele, 1990	16
Todd Meldahl, 2000	16
Eddie Bonine, 2002	16
Aaron Mackenzie, 2004	16



James Freeman

### INNINGS

1. John Olerud, 1988	122.2
2. Aaron Sele, 1990	121.2
3. Joe McIntosh, 1973	120.2
4. Bob Sherwood, 1976	116.0
5. Wayne Lindemann, 1992	113.2
6. Tom McGraw, 1990	111.0
Kyle Kawabata, 1995	111.0
8. Aaron Sele, 1991	108.1
9. Eric Wilkins, 1977	108.1
Aaron Mackenzie, 2004	108.1



John Olerud

### WINS

1. John Olerud, 1988	15
2. Joe McIntosh, 1973	13
3. Rick Austin, 1968	12
Aaron Sele, 1990	12
5. Kyle Kawabata, 1995	11
6. Rod Keogh, 1951	10
Dan Frisella, 1960	10
Joe McIntosh, 1971	10
Joe McIntosh, 1972	10
Kurt Wagnanen, 1985	10
Tom McGraw, 1990	10
Jason Evenhus, 1993	10
Matt O'Brien, 2000	10



John Olerud

### SAVES

1. Ross Humes, 2007	12
2. Reed Rainey, 1984	10
3. Reed Rainey, 1985	8
Travis Webb, 2006	8
5. Oscar Jones, 1929	7
6. Mike Gomez, 1971	6
Reed Rainey, 1983	6
Tom Pellerin, 1986	6
David Wainhouse, 1988	6
10. Five tied with	5



Ross Humes

### COMPLETE GAMES

1. Jerry Bartow, 1956	10
Norm Angelini, 1969	10
Joe McIntosh, 1973	10
Aaron Sele, 1991	10
5. Elwood Hahn, 1959	9
Dan Frisella, 1965	9
Paul Taylor, 1965	9
Rick Austin, 1968	9
Aaron Sele, 1990	9
Kyle Kawabata, 1995	9



Aaron Sele

### SHUTOUTS

1. Al Hartman, 1916	3
Norm Moss, 1916	3
Bryan Lewis, 1919	3
Elwood Hahn, 1959	3
Dan Frisella, 1965	3
Rick Austin, 1968	3
Barry Sbragia, 1972	3
Mark Beem, 1974	3
Mike Costello, 1984	3



Mark Beem

### STRIKEOUTS


1. Aaron Sele, 1990	121
2. Aaron Sele, 1991	114
3. John Olerud, 1988	113
4. Dan Frisella, 1966	108
5. Joe McIntosh, 1973	102
6. Aaron Mackenzie, 2004	95
7. Robert Ramsay, 1996	94
8. Norm Angelini, 1969	91
Tom McGraw, 1990	91
10. Joe McIntosh, 1972	89



Aaron Sele

### ERA (Minimum 40 IP)

1. Tom Brown, 1967	0.47
2. Bob Salisbury, 1965	0.85
3. Rick Austin, 1968	1.10
4. Mike Avey, 1965	1.22
5. John Hoffman, 1976	1.29
6. Rick Austin, 1967	1.33
7. Landy James, 1951	1.38
8. Roger Stein, 1973	1.43
9. Joe Karp, 1968	1.44
10. Dan Frisella, 1966	1.50



Tom Brown

### PUTOUTS

1. Jim Murphy, 2006	526
2. Grant Richardson, 2004	506
3. Kevin Brunstad, 1993	497
4. Rob Nichols, 1990	482
5. Stefan Bailie, 2001	473
6. Greg Barton, 1984	461
7. Greg Barton, 1983	451
8. Mike Kinkade, 1995	442
9. Andy Alvis, 1980	441
10. Jim Murphy, 2005	440



Jim Murphy

### ASSISTS

1. Roy Miller, 1993	204
2. Bill Cruikshank, 1985	192
Bookie Gates, 2001	192
4. Shawn Stevenson, 2000	191
5. Greg Hunter, 1988	180
Mike Wetmore, 1996	180
7. Paul Noce, 1981	178
Jeff Johnsen, 1985	178
9. Greg Hunter, 1989	175
10. Greg Hunter, 1990	172



Roy Miller



# YEAR-BY-YEAR LEADERS 1962-2007




Jared Prince became the first Cougar since John Olerud in 1988 to top .400 with a .401 mark in 2006.

## BATTING AVG. (MIN. 75 AB)


2007	Simi Reynolds	.347
2006	Jared Prince	.401
2005	Brady Everett	.337
2004	Jay Miller	.355
2003	Jay Miller	.341
2002	Justin Hart	.370
2001	Stefan Bailie	.352
2000	Ray Hattenburg	.359
1999	Ray Hattenburg	.398
1998	Scott Randall	.358
1997	Steve Curran	.350
1996	Jim Horner	.332
1995	Ken Cameron	.388
1994	Mike Kinkade	.388
1993	Kevin Brunstad	.373
1992	Corky Franklin	.385
1991	Tad Thompson	.378
1990	Scott Hatteberg	.381
1989	Tim Kuykendall	.362
1988	John Olerud	.464
1987	Jeff Hooper	.378
1986	Dave Kilhefner	.341
1985	Terrel Hansen	.420
1984	Dwayne Lalor	.353
1983	Greg Monda	.385
1982	Greg Monda	.392
1981	Don Wulff	.379
1980	Kelly Smith	.418
1979	Brian Stanton	.377
1978	Dave Elder	.388
1977	Dave Elder	.384
1976	Greg Herrick	.363
1975	Phil Westendorf	.366
1974	Marv Chamberlain	.383
1973	Jim Chapados	.350
1972	Fran Jackson	.344
1971	Bob Waits	.358
1970	Pete Duncan	.379
1969	Larry Book	.327
1968	Ron Cey	.362
1967	Dale Scilley	.316
1966	Dale Ford	.390
1965	John Olerud	.336
1964	Bob Garretson	.438
1963	Larry Schreck	.429
1962	Ron Langhans	.345

## RUNS

2007	Jeff Miller	41
2006	Travis Coulter	54
2005	Brady Everett	50
2004	Kaeo Rubin	64
2003	Derek Bruce	43
2002	Evan Hecker	47
2001	Stefan Bailie	55
2000	Ray Hattenburg	40
	Shawn Stevenson	40
1999	Shawn Stevenson	61
1998	Shawn Stevenson	58
1997	Scott Randall	47
1996	Jim Horner	54
1995	Ken Cameron	53
1994	Mike Kinkade	72
1993	Mike Kinkade	64
1992	Tad Thompson	58
1991	Scott Hatteberg	50
1990	Jim Connor	70
1989	Tim Kuykendall	57
1988	John Olerud	83
1987	Rob Smith	87
1986	Dave Kilhefner	48
1985	Dave Kilhefner	51
1984	John Skurla	51
1983	Mike Miller	71
1982	Don Long	48
	Mike Miller	48
1981	Don Wulff	41
1980	Kelly Smith	69
1979	Bill Lockwood	37
	Brian Stanton	37
	Dan Wodrich	37
1978	Dave Elder	51
1977	Dave Elder	52
1976	Marty Maxwell	47
1975	Doug Simon	50
1974	Roger Dirkes	45
1973	Steve Merkley	56
1972	Steve Merkley	43
1971	Bob Waits	50
1970	Pete Duncan	38
1969	Dave Harshman	28
1968	Greg Schubert	34
1967	Jim Lance	20
	Jim Pelander	20
1966	Dale Ford	40
1965	Bob Fry	36
1964	Bob Fry	44
1963	Tom Seidel	30
1962	Zeke Blocklinger	29



Shawn Stevenson scored 159 runs from 1998-2000.



Beau Campbell became the fourth Cougar in school history to hit 20 home runs in a season when he reached the mark in 1992.

## HOME RUNS

2007	Jeff Miller	8
2006	Jared Prince	9
2005	Brady Everett	15
2004	Grant Richardson	13
2003	Grant Richardson	13
2002	Derek Bruce	11
2001	Stefan Bailie	18
2000	Stefan Bailie	12
1999	Jason Grove	18
1998	Casey Kelley	25
1997	Casey Kelley	12
1996	Jered Fowler	10
1995	Mike Kinkade	8
1994	Mike Kinkade	9
1993	Kevin Brunstad	8
1992	Beau Campbell	20
1991	Beau Campbell	7
	Eric Wulf	7
1990	Rob Nichols	14
1989	Jim Connor	10
1988	John Olerud	23
1987	Jeff Hooper	21
1986	Jeff Hooper	15
1985	Dave Kilhefner	12
1984	John Skurla	9
1983	Greg Monda	12
1982	Don Long	10
1981	Fred Bogart	6
	Greg Monda	6
1980	Glen Walker	21
1979	Glen Walker	5
1978	Dave Elder	9
1977	Marty Maxwell	12
1976	Tim Tveit	9
1975	Phil Westendorf	10
1974	Marv Chamberlain	16
1973	Doug Simon	8
1972	Frank Jackson	9
1971	Tom Thomas	8
1970	Steve Evert	9
1969	Dave Harshman	6
1968	Ron Cey	8
1967	Jim Doyle	2
	Greg Schubert	2
1966	Dale Ford	17
1965	John Olerud	7
1964	Dave Pate	5
1963	Dave Pate	5
	Tom Seidel	5
1962	Bob Walker	4

## RBI

2007	Jeff Miller	36
2006	Jared Prince	58
2005	Brady Everett	62
2004	Grant Richardson	68
2003	Grant Richardson	50
2002	Bookie Gates	38
2001	Bookie Gates	60
2000	Stefan Bailie	35
1999	Jason Grove	61
1998	Casey Kelley	68
1997	Steve Curran	42
1996	Jered Fowler	51
1995	Mike Kinkade	60
1994	Mike Kinkade	61
1993	Kevin Brunstad	67
1992	Beau Campbell	72
1991	Andru Small	47
	Eric Wulf	47
1990	Rob Nichols	60
1989	Jim Connor	41
1988	John Olerud	81
1987	Jeff Hooper	81
1986	Jeff Hooper	51
1985	Dave Kilhefner	45
1984	John Skurla	48
1983	Greg Monda	53
1982	Fred Bogart	39
1981	Rick Pavey	52
1980	Glen Walker	76
1979	Glen Walker	48
1978	Dave Elder	61
1977	Marty Maxwell	50
1976	Tim Tveit	52
	Phil Westendorf	52
1975	Phil Westendorf	49
1974	Marv Chamberlain	73
1973	Marv Chamberlain	45
1972	Frank Jackson	38
1971	Frank Jackson	36
1970	Steve Evert	46
1969	Dave Harshman	28
1968	Ron Cey	33
1967	Butch Dunlap	20
1966	Dale Ford	46
1965	Dale Ford	35
	John Olerud	35
1964	Dave Pate	37
1963	Dave Pate	24
1962	Bob Walker	26



Marv Chamberlain was WSU's top RBI-man in 1973 and 1974 collecting 118 during those two seasons.



# YEAR-BY-YEAR LEADERS 1962-2007



Matt O'Brien recorded 16 wins from 1999-2000.

## WINS

2007	Wayne Daman, Jr.	5
	Jayson Miller	5
2006	Wayne Daman, Jr.	6
	Jared Prince	6
2005	Wayne Daman, Jr.	7
	James Freeman	7
2004	Bryce Chamberlin	8
2003	Aaron MacKenzie	5
2002	Eddie Bonine	8
2001	Tony Banaszak	4
2000	Matt O'Brien	10
1999	Matt O'Brien	6
1998	Wade Parrish	8
1997	Mike Schneider	3
	Dave Wheeler	3
1996	Todd Belitz	6
1995	Kyle Kawabata	11
1994	Kyle Kawabata	7
	Jason Valley	7
1993	Jason Evenhus	10
1992	Jason Evenhus	8
1991	Aaron Sele	8
1990	Aaron Sele	12
1989	Ed Gustafson	8
1988	John Olerud	15
1987	John Olerud	8
1986	Guy Normand	7
1985	Kurt Waananen	10
1984	Mike Costello	9
1983	Jay Hunt	8
1982	Regan Bass	5
	Jay Hunt	5
1981	Stan Webb	6
1980	Tim Clarke	6
	Tom Niedenfuer	6
1979	Mike Kinnunen	9
1978	Eric Snider	12
1977	Eric Wilkins	9
1976	Eric Wilkins	10
1975	Bob Sherwood	9
1974	Mark Beem	7
	Dave Wright	7
1973	Joe McIntosh	13
1972	Joe McIntosh	10
1971	Joe McIntosh	10
1970	Murray Gage-Cole	8
1969	Norm Angelini	8
1968	Rick Austin	12
1967	Rick Austin	6
1966	Dan Frisella	10
1965	Dan Frisella	7
	Robert Salisbury	7
1964	Bob Stephens	7
1963	Ray Moline	6
1962	Bob Stephens	7

## SAVES

2007	Ross Humes	12
2006	Travis Webb	8
2005	Dane Renkert	5
2004	Garrett Alwert	3
2003	Nick Kenyon	3
2002	Brandon Hundt	3
	Zach Fisher	3
2001	Donny Davis	3
2000	Matt O'Brien	3
1999	Reggie Rivard	5
1998	Reggie Rivard	4
1997	Marcus Glaze	1
	Kyle Poffenroth	1
	Dave Wheeler	1
1996	Jared Fowler	5
1995	Todd Belitz	2
	Kyle Poffenroth	2
1994	Geoff Parrish	2
1993	Brian Parks	4
1992	Jason Valley	3
1991	Danny Allison	4
1990	Rip Ramsey	4
1989	Ken Day	3
	Aaron Sele	3
1988	David Wainhouse	6
1987	Seven tied with	1
1986	Tom Pellerin	6
1985	Reed Rainey	8
1984	Reed Rainey	10
1983	Reed Rainey	6
1982	Stacy Morgan	2
	Mike Spini	2
1981	Steve Hancock	2
1980	Mark Pedersen	2
1979	Tony Provenzo	2
	Steve Quealey	2
1978	Not available	
1977	Not available	
1976	Joh Hoffman	3
1975	Dan Johnson	2
1974	Rich Schafer	3
1973	Mark Beem	4
1972	Larry Herman	3
1971	Mike Gomez	6
1970	Jim Lavick	4
1969	Jim Lavick	4
1968	Norm Angelini	3
1967	Joe MacClean	2
	Don Schacht	2
1966	Dan Frisella	3
	Julian Karp	3
	Joe MacClean	3
1965	Mike Avey	4
1964	Paul Taylor	5
1963	Steve Bell	3
	John Day	3
1962	Gary Coleman	3



Ross Humes set a WSU single-season record with 12 saves in 2007.



Kyle Kawabata's 2.76 ERA in 1995 marks the last time a Cougar pitcher registered an ERA under 3.00.

## ERA (MIN. 1 IP PER TEAM GAME)

2007	Wayne Daman, Jr.	3.28
2006	Wayne Daman, Jr.	4.50
2005	Wayne Daman, Jr.	4.91
2004	Aaron Trolia	4.25
2003	Aaron MacKenzie	5.56
2002	Eddie Bonine	6.36
2001	Garrett Alwert	5.40
2000	Matt O'Brien	3.94
1999	Wade Parrish	6.06
1998	Wade Parrish	4.93
1997	Dave Wheeler	7.66
1996	Robert Ramsay	3.93
1995	Kyle Kawabata	2.76
1994	Eric Estes	3.68
1993	Jason Evenhus	3.97
1992	Jason Evenhus	3.89
1991	Aaron Sele	2.82
1990	Aaron Sele	2.22
1989	Ed Gustafson	3.34
1988	John Olerud	2.49
1987	John Olerud	3.00
1986	Guy Normand	4.42
1985	Brian Sajonia	4.11
1984	Mike Costello	1.88
1983	Guy Normand	2.11
1982	Regan Bass	2.96
1981	Steve Hancock	4.14
1980	Doug Sisk	2.98
1979	Phil Hinrichs	2.46
1978	Phil Hinrichs	3.27
1977	Eric Wilkins	2.74
1976	Bob Sherwood	2.48
1975	Bob Sherwood	3.77
1974	Mark Beem	2.79
1973	Roger Stein	1.43
1972	Barry Sbragia	1.88
1971	Joe McIntosh	2.27
1970	Murray Gage-Cole	2.09
1969	Dan Wallace	1.68
1968	Rick Austin	1.10
1967	Thomas Brown	0.47
1966	Dan Frisella	1.50
1965	Robert Salisbury	0.85
1964	Paul Taylor	1.76
1963	Steve Bell	2.77
1962	Ray Moline	2.86

## STRIKEOUTS

2007	Wayne Daman, Jr.	55
	Nick Ison	55
2006	Wayne Daman, Jr.	69
2005	James Freeman	71
2004	Aaron MacKenzie	95
2003	Aaron MacKenzie	81
2002	Eddie Bonine	78
2001	Zach Fisher	53
2000	Todd Meldahl	76
1999	Todd Meldahl	64
1998	Todd Meldahl	59
1997	Todd Belitz	65
1996	Robert Ramsay	94
1995	Robert Ramsay	64
1994	Robert Ramsay	69
1993	Kyle Kawabata	50
1992	Wayne Lindemann	86
1991	Aaron Sele	114
1990	Aaron Sele	121
1989	Ed Gustafson	85
1988	John Olerud	113
1987	John Olerud	44
1986	Guy Normand	48
1985	Tom Pellerin	53
1984	Mike Costello	70
1983	Guy Normand	64
1982	Stacy Morgan	42
1981	Stan Webb	36
1980	Tom Niedenfuer	40
1979	Steve Quealey	36
1978	Eric Snider	63
1977	Eric Wilkins	84
1976	Eric Wilkins	77
1975	Mark Beem	46
1974	Dave Wright	77
1973	Joe McIntosh	102
1972	Joe McIntosh	89
1971	Murray Gage-Cole	71
1970	Mike Gomez	63
1969	Norm Angelini	91
1968	Rick Austin	76
1967	Rick Austin	68
1966	Dan Frisella	108
1965	Dan Frisella	83
1964	Doug Lukens	58
1963	Steve Bell	58
1962	Bob Stephens	74



Eric Wilkins led the Cougars in strikeouts during the 1976 and 1977 seasons logging 161 during that span.



# COUGAR AWARD WINNERS

## Coaches Cup (MVP)

1962	Pat Crook	1985	Tony Odom
1963	Tom Seidel	1986	Bill Cruikshank
1964	John Olerud	1987	Jeff Hooper, Rob Smith
1965	John Olerud	1988	John Olerud
1966	Dan Frisella	1989	Tim Kuykendall
1967	Jim Hannah	1990	Scott Hatteberg
1968	Rick Austin	1991	Scott Hatteberg
1969	Bob Williams	1992	Mike Kinkade
1970	Pete Duncan	1993	Kevin Brunstad, Mike Kinkade
1971	Bob Waits	1994	Mike Kinkade
1972	Frank Jackson	1995	Mike Kinkade
1973	Steve Merkley	1996	Mike Wetmore
1974	Marv Chamberlain	1997	Steve, Curran, Casey Kelley
1975	Doug Simon	1998	Casey Kelley
1976	Bob Sherwood	1999	Jason Grove, Ray Hattenburg
1977	Phil Westendorf	2000	No Award Given
1978	Jim Lauer	2001	Bookie Gates
1979	Don Crow	2002	Bookie Gates
1980	Kelly Smith, Glen Walker	2003	Jay Miller
1981	Rick Pavey	2004	Garrett Alwert
1982	Don Long	2005	Brady Everett
1983	Mike Miller	2006	Jared Prince
1984	John Skurla	2007	Wayne Daman, Jr.

## Buck Bailey Award (Top Pitcher)

1962	Bob Stephens	1984	Mike Costello, Reed Rainey
1963	Ray Moline	1985	Rob Carrithers
1964	Bob Stephens	1986	Guy Normand
1965	Mike Avey, Dan Frisella	1987	John Olerud
1966	Dan Frisella	1988	John Olerud
1967	Rick Austin, Tom Brown	1989	Ed Gustafson
1968	Rick Austin	1990	Aaron Sele
1969	Norm Angelini	1991	Aaron Sele
1970	Murray Gage-Cole	1992	Jason Evenhus
1971	Joe McIntosh	1993	Jason Evenhus
1972	Joe McIntosh, Barry Sbragia	1994	Eric Estes
1973	Larry Herman, Joe McIntosh	1995	Kyle Kawabata
1974	Rick Schafer	1996	Jered Fowler, Robert Ramsay
1975	Tracy Harris	1997	Dave Wheeler
1976	Chris Camp, Bob Sherwood, Eric Wilkins	1998	Wade Parrish
1977	Chris Camp, Bob Sherwood, Eric Wilkins	1999	Jamaal Gaines
1978	Eric Snider	2000	Matt O'Brien
1979	Phil Hinrichs, Mike Kinnunen, Steve Quealey	2001	Donny Davis
1980	Tom Niedenfuer	2002	Brandon Hundt
1981	Tim Clarke, Stan Webb	2003	Aaron MacKenzie
1982	Stacy Morgan	2004	Aaron Mackenzie
1983	Jay Hunt, Guy Normand, Reed Rainey	2005	Dane Renkert
		2006	Travis Webb
		2007	Wayne Daman, Jr.

## John Olerud Award (Top Hitter)

1962	Pat Crook	1985	Dave Kilfeher
1963	Larry Schreck	1986	Jeff Hooper
1964	Bob Garretson	1987	Jeff Hooper
1965	John Olerud	1988	John Olerud
1966	Dale Ford	1989	Tim Kuykendall
1967	Dale Scilley	1990	Scott Hatteberg
1968	Ron Cey	1991	Tad Thompson
1969	Larry Book	1992	Corky Franklin
1970	Pete Duncan	1993	Kevin Brunstad
1971	Bob Waits	1994	Mike Kinkade
1972	Frank Jackson	1995	Ken Cameron
1973	Jim Chapados	1996	Jim Horner
1974	Marv Chamberlain	1997	Steve Curran
1975	Phil Westendorf	1998	Scott Randall
1976	Greg Herrick	1999	Jason Grove, Ray Hattenburg
1977	Dave Edler	2000	Ray Hattenburg
1978	Dave Edler	2001	Stefan Bailie
1979	Brian Stanton	2002	Jeff LaRue
1980	Kelly Smith	2003	Grant Richardson
1981	Don Wulff	2004	Jay Miller
1982	Greg Monda	2005	Brady Everett
1983	Greg Monda	2006	Jared Prince
1984	Dwayne Lalor	2007	Paul Gran

# WSU ALL-STAR SELECTIONS

## All-America

### First Team

Player	Pos.	Year
Chuck Brayton	SS	1947
John Olerud	C	1965
Dale Ford	OF	1966
Bob Williams	C	1969
Pete Duncan	3B	1970
Bob Waits	2B	1971
Marv Chamberlain	OF	1974
John Olerud	P	1988
John Olerud	DH	1988
John Olerud	UT	1988
Aaron Sele	P	1990

### Second Team

Player	Pos.	Year
Rick Austin	P	1968
Doug Simon	OF	1975
Phil Westendorf	2B	1977
Mike Kinkade (NCBWA)	DH	1994

### Third Team

Player	Pos.	Year
Bill Rich	C	1956
Nick August	2B	1960
Steve Evert	OF	1970
Frank Jackson	1B	1972
Dave Edler	3B	1977
Mike Costello	P	1984
Rob Smith	OF	1987
Jim Connor	OF	1988
Kevin Brunstad	1B	1993
Mike Kinkade (CB, BA)	DH	1994
Casey Kelley (CB)	1B	1998
Jay Miller (CB)	OF	2006
Jared Prince (ABCA)	OF/P	2006

### Honorable Mention

Player	Pos.	Year
Phil Westendorf	DH	1975
Jason Grove (FR)	OF	1998
Ray Hattenburg	UT	1999
Stefan Bailie (FR)	OF	2000

## Scholastic All-America

### First Team

Player	Pos.	Year
Tom Owings	UT	1970
Joe McIntosh	P	1971
Joe McIntosh	P	1972
Joe McIntosh	P	1973
Tad Thompson	OF	1992

### Second Team

Player	Pos.	Year
Jim Chapados	OF	1972
Jim Chapados	OF	1973

### Third Team

Player	Pos.	Year
Steve Merkley	OF	1972
Loren Hoppes	SS	1984
Kurt Waananen	P	1985
Collin Henderson	OF	2004

## NCAA Player of the Year

(Baseball America)


John Olerud	1988
-------------	------




Tad Thompson



Casey Kelley



Aaron Sele



John Olerud



# WSU ALL-STAR SELECTIONS

## ALL CONFERENCE FIRST TEAM

Player	Pos.	Year	Player	Pos.	Year
<b>ALL NORTHERN DIVISION</b>					
Wally Kramer	P	1947			
Chuck Brayton	3B-OF	1947-48			
Larry Orteig	OF	1947			
Ward Rockey	P	1948-49			
Gordy Brunswick	1B-OF	1948, 50			
Tiz Miller	SS	1948			
Bob McGuire	OF	1948-50			
Clayton Carr	C	1949, 51			
Dick Stiles	P	1949			
Lee Dolquist	P	1950,54			
Don Paul	3B	1950			
Rod Keogh	P	1951-52			
Landy James	P	1953			
Glenn Kranc	2B	1953			
Terry Sparks	OF	1954-55			
Bill Rich	C	1956			
Gordon Hersey	2B	1956			
Bill Mashburn	3B	1956			
Jerry Bartow	P	1956			
Mo Winter	1B	1957			
Joe Trembly	OF	1957			
Dick Montee	P	1958, 60			
Elwood Hahn	P	1959			
Arley Kangas	OF-C	1958-60			
Arnie Pleasant	OF	1960			
Nick August	2B	1960			
Zeke Blocklinger	SS	1961-62			
Marv Marchbanks	OF	1961			
Pat Crook	C	1962			
Paul Tomlinson	1B	1962			
Bob Walker	OF	1962			
Tom Seidel	3B	1963			
Larry Schreck	OF	1963			
Dale Ford	OF	1964, 66			
Gary Strom	2B	1964-66			
Bob Garretson	OF	1964			
Bob Fry	OF	1965			
Dan Frisella	P	1965-66			
Jim Hannah	C	1966			
Hal Brunstad	1B	1966			
<b>ALL PACIFIC-8</b>					
Tom Brown	P	1967			
Greg Schubert	OF	1968			
Rick Austin	P	1968			
Bob Williams	C	1969			
Pete Duncan	3B	1970			
Steve Evert	OF	1970			
<b>ALL PACIFIC-8 NORTH</b>					
Barry Sbragia	P	1972			
Bill Sanford	C	1972			
Steve Merkle	OF	1972-73			
Frank Jackson	1B	1972			
Terry Heaton	SS	1972			
Jim Chapados	1B	1973			
Dave Pyles	2B	1973			
Doug Simon	OF	1973, 75			
Larry Herman	P	1973			
Marv Chamberlain	UT	1974			
Roger Dirkes	2B	1974-75			
Rick Mitchell	OF	1974			
Phil Westendorf	DH	1975			
Tracy Harris	P	1975			
Wes Graham	OF	1975			
Eric Wilkins	P	1976			
Phil Westendorf	1B-UT	1976-77			
Marty Maxwell	3B-SS	1976-77			
Greg Herrick	OF	1976-77			
Tim Tveit	OF	1976			
Mike Hultman	DH	1976			
Eric Wilkins	P	1977			
Bob Sherwood	P	1977			
Jim Lauer	1B-OF	1977-78			
Dave Edler	3B	1977-78			
<b>ALL PACIFIC-10 NORTH</b>					
Bruce Chanay	SS	1978-79			
Dan Wodrich	2B	1978-80			
John Seefried	DH	1978			
Eric Snider	P	1978			
Steve Quealey	P	1978-79			
Don Crow	C	1979			
Andy Alvis	1B	1979			
Brian Stanton	OF	1979			
Glen Walker	DH-OF	1979-80			
Tom Niedenfuer	P	1980			
Kelly Smith	OF	1980			
Clay Hill	C	1980			
Paul Noce	SS	1981			
Rick Pavay	C	1981			
Don Wulff	OF	1981			
Mike Beuke	UT	1981			
Don Long	SS	1982-83			
Mike Miller	OF	1982-83			
Greg Monda	DH	1982-83			
Jay Hunt	P	1983			
John Skurla	OF	1984			
Tony Odom	C	1985			
Dave Kilhefner	OF	1985			
Bill Cruikshank	2B	1986			
Mike Meyers	UT	1986-87			
Pete Blanksma	3B	1987			
Rob Smith	OF	1987			
Jeff Hooper	DH	1987			
John Olerud	P-DH	1988			
Pete Blanksma	3B	1988			
Steve Webb	1B	1988			
Greg Hunter	2B	1988			
John Olerud	DH	1989			
Rob Nichols	1b	1989			
Tim Kuykendall	OF	1989			
Ed Gustafson	P	1989			
Rob Nichols	1B	1990			
Jim Connor	OF	1990			
Greg Hunter	2B	1990			
Scott Hatteberg	C	1990			
Aaron Sele	P	1990			
Aaron Sele	P	1991			
Scott Hatteberg	C	1991			
Darrin Kitchen	OF	1991			
Tad Thompson	OF	1991			
Beau Campbell	C	1992			
Tad Thompson	OF	1992			
Corky Franklin	UT	1992			
Mike Kinkade	DH	1993			
Jason Evenhus	P	1993			
Roy Miller	SS	1993			
Mike Kinkade	DH	1994			
Kevin Brunstad	1B	1994			
Ken Cameron	OF	1995			
Kyle Kawabata	P	1995			
Mike Kinkade	C	1995			
Ron Naumu	2B	1995			
Jim Horner	OF	1996			
Jered Fowler	UT	1996			
Todd Belitz	P	1996			
Scott Randall	2B	1997			
Casey Kelley	1B	1998			
Scott Randall	2B	1998			
Greg Mitchell	3B	1998			
Wade Parrish	P	1998			
<b>ALL PACIFIC-10</b>					
Ray Hattenburg	UT	1999			
Jason Grove (HB)	OF	1999			
Ray Hattenburg	INF	2000			
Stefan Bailie	1B	2001			
Bookie Gates	2B	2002			
Brady Everett	C	2005			
Jay Miller	OF	2006			
Jared Prince	OF/P	2006			

## ALL CONFERENCE SECOND TEAM\*\*

Player	Pos.	Year	Player	Pos.	Year
<b>ALL PACIFIC-8</b>					
Greg Schubert	OF	1967	Randy Snyder	C	1987
Jim Hannah	C	1968	Loren Hoppes	2B	1987
Ron Cey	3B	1968	Tom McGraw	P	1990
Norm Angelini	P	1969	Darrin Kitchen	OF	1990
Larry Book	2B	1969	Eric Wulf	DH	1990
Murray Gage-Cole	P	1970	Eric Wulf	1B	1991
John Rankin	OF	1970	Jason Goligoski	SS	1991
Manny Perez	2B	1971	Bobby Lee	OF	1991
Terry Heaton	3B	1971	Sean Linville	DH	1991
<b>ALL PACIFIC-10 NORTH</b>					
Reed Rainey	P	1984	Wayne Lindemann	P	1991
Mike Costello	P	1984	Kevin Brunstad	1B	1992
Jeff Corbally	OF	1984	Mike Kinkade	OF	1992
Greg Barton	DH	1984	Roy Miller	UT	1992
Dwayne Lalor	UT	1984	Jason Evenhus	P	1992
Tom Pellerin	P	1985	Wayne Lindemann	P	1992
Buzzy Verduzzo	OF	1985	Kevin Brunstad	DH	1993
Dave Kilhefner	OF	1986	Ty Solomon	3B	1994
John Olerud	P	1987	Tom Horner	OH	1995
			Robert Ramsay	P	1995
			Rob Ryan	OF	1995
			**Second Team 1984-87, 1990-95		

## ALL DISTRICT FIRST TEAM

Player	Pos.	Year	Player	Pos.	Year
Dick Stiles	P	1949	Frank Jackson	1B	1972
Tom Marier	3B	1949	Joe McIntosh	P	1973
Don Paul	3B	1950	Marv Chamberlain	OF	1974
Bob McGuire	OF	1950	Doug Simon	OF	1975
Lee Dolquist	P	1950	Dave Edler	3B	1977
Clayton Carr	C	1950	Phil Westendorf	2B	1977
Clayton Carr	C	1951	Kelly Smith	OF	1980
Lee Dolquist	P	1950	Don Long	SS	1982
Terry Sparks	OF	1954	Don Long	3B	1983
Ron Aiken	P	1956	Mike Costello	P	1984
Bill Rich	C	1956	Mike Meyers	1B	1987
Nick August	2B	1960	Rob Smith	OF	1987
Dick Montee	P	1960	John Olerud	P	1988
Bob Garretson	OF	1964	Steve Webb	1B	1988
Dan Frisella	P	1965	Pete Blanksma	3B	1988
John Olerud	C	1965	Jim Connor	OF	1988
Gary Strom	2B	1966	Aaron Sele	P	1990
Dale Ford	OF	1966	Scott Hatteberg	C	1990
Rick Austin	P	1968	Scott Hatteberg	C	1991
Bob Williams	C	1969	Beau Campbell	DH	1992
Pete Duncan	3B	1970	Jason Evenhus	P	1993
Steve Evert	OF	1970	Mike Kinkade	DH	1993
Bob Waits	2B	1971			

## ALL DISTRICT SECOND TEAM

Player	Pos.	Year	Player	Pos.	Year
Greg Monda	1B	1983	Jeff Hooper	DH	1987
Mike Miller	2B	1983	Pete Blanksma	3B	1987
Guy Normand	P	1983	Greg Hunter	2B	1988
John Skurla	OF	1984	Rob Nichols	1B	1990
Tony Odom	C	1985	Jim Connor	OF	1990
Dave Kilhefner	OF	1985	Aaron Sele	P	1991
			Stefan Bailie	1B	2001

Conferences: Northwest 1910-1918, 1924; Pacific Coast 1919-1922;  
 Northern Division 1923, 1925-1966; Pacific-8 1967-1969;  
 Pacific-8 North 1970-78; Pacific-10 North 1979-1998; Pacific-10 1999-Present.



# WASHINGTON STATE RECORDS

## INDIVIDUAL PITCHING

### Game

**Strikeouts: 18**  
Norm Angelini vs. Idaho, 1969

**Walks: 12**  
Rod Keogh vs. Texas, 1950; Bill Wilkinson vs. Washington, 1951; Eric Wilkins vs. BYU, 1976

**Hits: 17**  
Norm Moss vs. Montana, 1916

**Hits: 16 (modern)**  
Joe McIntosh vs. USC, 1973

**Runs: 17**  
Todd Belitz vs. Washington, 1997

**Earned Runs: 13**  
Adam Dentz at Arizona, May 13, 2006

### Season

**Games: 30**  
Dane Renkert, 2005

**Games Started: 17**  
James Freeman, 2005

**Completed Games: 12**  
Al Hartman, 1915

**Completed Games: 10 (modern)**  
Jerry Bartow, 1956; Norm Angelini, 1969; Aaron Sele, 1991

**Games Finished: 23**  
Reed Rainey, 1985

**Wins: 15**  
John Olerud, 1988

**Losses: 9**  
Heath McLellan, 1996; Todd Meldahl, 2000; Tony Banaszak, 2003

**Saves: 12**  
Ross Humes, 2007

**Innings: 122.2**  
John Olerud, 1988

**Hits: 121**  
Kyle Kawabata, 1995

**Walks: 70**  
Eric Wilkins, 1976; Tyson Thompson, 2000

**Strikeouts: 133**  
John Olerud, 1988

**Runs: 94**  
Todd Belitz, 1997

**Earned Runs: 85**  
Todd Belitz, 1997

**Best ERA: 0.47**  
Tom Brown, 1967

**Shutouts: 3**  
Elwood Hahn, Al Hartman, Norm Moss, Bryan Lewis, Rick Austin, Dan Frisella, Barry Sbraglia, Mark Beem, Mike Costello

### Career

**Games: 75**  
Tom Pellerin, 1983-86

**Games Started: 54**  
Brian Sajonia, 1985-88

**Completed Games: 31**  
Al Hartman, 1913-16

**Completed Games: 24 (modern)**  
Joe McIntosh, 1970-73

**Games Finished: 66**  
Reed Rainey, 1983-85

**Wins: 34**  
Joe McIntosh, 1970-73

**Losses: 27**  
Todd Meldahl, 1997-00

**Saves: 24**  
Reed Rainey, 1983-85

**Innings: 326.0**  
Robert Ramsay, 1993-96

**Hits: 405**  
Todd Meldahl, 1997-00

**Walks: 203**  
Robert Ramsay, 1993-96

**Strikeouts: 278**  
Aaron Sele, 1989-91

**Runs: 294**  
Todd Meldahl, 1997-00

**Earned Runs: 247**  
Todd Meldahl, 1997-00

**Best ERA: 1.19**  
Rick Austin, 1967-68

**Shutouts: 6**  
Al Hartman, 1913-16, Elwood Hahn, 1958-60

**Best Pct: .944**  
Dan Frisella, 17-1, 1965-66

## Miscellaneous

**Most Consecutive Wins: 16**  
John Olerud, 1987-88

**Con. Season Wins: 15**  
John Olerud, 1988

**Con. Scoreless Innings: 29.1**  
Eric Snider, 1978

**Consecutive Games: 9**  
Oscar Jones, 1929

**Consecutive Games: 6 (modern)**  
Reed Rainey, 1983

## INDIVIDUAL HITTING-FIELDING

### Game

**At Bats: 8**  
Dave Kuehl, Walter Williams, Eddie Pape vs. Washington, 1912; Marc Wyckoff vs. Oral Roberts, 1987

**Runs: 5**  
George Camp, 1951; Bill Rich, 1956; Jim Chapados, 1973; Doug Simon, 1975; Loren Hoppes, 1984; Tad Thompson (2), 1990; Shawn Stevenson (2), Ray Hattenburg, 1999, Jay Miller, vs. Gonzaga, Mar. 3, 2006; and four others, all prior to 1950

**Hits: 6**  
Charles Weller vs. Ft. Walla Walla, 1907; Glen Walker vs. Arizona, 1979; Mike Kinkade vs. Washington, 1992; Jeff Scherer vs. NMSU, 1999; Kaeo Rubin vs. Northern Colorado, 2005

**Doubles: 3**  
Mel Lee, 1931; Ed Coleman, 1949; Ron Koeper, 1952; Gary Wyche, 1960; Dan Wodrich vs. Idaho, 1970; Rick Pavey vs. Oregon State, 1981; Greg Barton vs. Oral Roberts, 1984; Scott Hatteberg vs. Eastern Washington, 1990; Tad Thompson vs. CWU, 1991; Beau Campbell vs. Tennessee, 1992; Jeff Williamson vs. LCSC, 1994; Ron Naumu vs. Washington, 1995; Jeff Scherer vs. NMSU; Ray Hattenburg vs. Washington, 1999; Jay Miller, at Northern Colorado, April 21, 2006; Travis Coulter, vs. Arizona, April 22, 2007

**Triples: 2 by 33 players**  
Last: Paul Gran vs. Illinois-Chicago, March 16, 2007

**Home Runs: 3**  
Doug Simon vs. Oregon, 1973; Mike Miller vs. LCSC, 1983; Jim Connor vs. Gonzaga, 1987; Casey Kelley vs. Gonzaga, 1998; Jason Grove, 1999

**RBI: 9**  
Doug Simon vs. Oregon, 1973

**RBI-Doubleheader: 11**  
Bob Walker vs. YVC, 1962; Andy Alvis vs. Oregon, 1980

**Walks: 4**  
Ron Koeper, 1952; Ron Foisey, 1956; Henry Legge, 1956; John Sullivan, 1969; Bob Waits, 1971; Dave Pyles, 1973; Doug Simon, 1974; Mike Hultman, 1974; Phil Westendorf, 1975; Fred Bogart, 1982; Chine Jones, 1984; Tony Odom, 1984; John Skurla, 1984; Pete Blanksma, 1987; Ray Hattenburg, 1997; Casey Kelley, 1998; Stefan Bailie, 2000

**Strikeouts: 4**  
Cliff Chambers, 1942; Lanny Smith, 1955; Mo Winters, 1956; Marv Chamberlain, 1972; Bill Simpson, 1974; Greg Chandler, 1975; Greg Herrick, 1977; Don Long, 1983; Joe Urban (twice), 1989; Rob Nichols, 1989; Scott Smith, 1990; Mike Wetmore, 1995; Jason Hairston, 1996, 1997; Casey Kelley, 1997; Steve Curran, 1998; Zach Bode, Bookie Gates, 1999; Ryan Smith, Jordan Nilsen, 2000; Tyson Thompson, 2001; Mike Knight, 2001; Justin McClure, 2004; Matthew Thomas, 2005; Jim Murphy, at Arizona, May 13, 2006; Jim Murphy at Arizona State, April 14, 2007

**Stolen Bases: 6**  
Bob Waits vs. LCSC, 1971

**Putouts: 25**  
Cliff Casad vs. Washington, 1912

**Putouts: 18 (modern)**  
Phil Westendorf vs. Oregon, 1975; Jim Lauer vs. Washington, 1978

**Assists: 10**  
Don Long vs. Northwestern, 1983

**Errors: 5**  
Knapton vs. Idaho, 1918; Don Long vs. LCSC, 1982

**Most Consecutive Hits: 10**  
Mike Kinkade vs. Washington, 1992

**Hitting Streak: 28 Games**  
Shawn Stevenson, (last 18 games of 1997, first 10 games of 1998)

John Olerud holds single-season record of 22 games, 1988





# WASHINGTON STATE RECORDS

## Individual-Season

**Games: 67**  
Buzzy Verduzco, 1985; Jim Connor, 1990

**At Bats: 246**  
Buzzy Verduzco, 1985

**Runs: 87**  
Rob Smith, 1987

**Hits: 108**  
John Olerud, 1988

**Doubles: 31**  
Mike Kinkade, 1994

**Triples: 7**  
Dave Jones, 1959; Andy Alvis, 1980; Greg Monda, 1983; Greg Barton, 1984

**Home Runs: 25**  
Casey Kelley, 1998

**Grand Slams: 4**  
Jeff Hooper, 1987

**Total Bases: 204**  
John Olerud, 1988

**Stolen Bases: 59**  
Bob Waits, 1971 (then a NCAA record)

**RBI: 81**  
Jeff Hooper, 1987; John Olerud, 1988

**Slug. PCT: .876**  
John Olerud, 1988

**Walks: 60**  
Mark Wyckoff, 1987; Scott Hatteberg, 1991

**Strikeouts: 63**  
Casey Kelley, 1998

**Average: .464**  
John Olerud, 1988

**Putouts: 526**  
Jim Murphy, 2006

**Assists: 204**  
Roy Miller, 1993

**Errors: 29**  
Greg Hunter, 1989

**Hit-by-pitches: 25**  
Mike Meyers, 1987

## Individual-Career

**Games: 243**  
Greg Hunter, 1987-90

**At Bats: 891**  
Jay Miller, 2003-06

**Runs: 230**  
Mike Kinkade, 1992-95

**Hits: 307**  
Jay Miller, 2003-06

**Doubles: 75**  
Mike Kinkade, 1992-95

**Triples: 14**  
Bob Fry, 1963-65

**Home Runs: 40**  
Jeff Hooper, 1984-87

**Total Bases: 459**  
Jim Connor, 1987-90

**RBI: 199**  
Kevin Brunstad, 1991-94

**Stolen Bases: 97/112**  
Mike Miller, 1980-83

**Walks: 134**  
Jim Connor, 1987-90

**Strikeouts: 153**  
Steve Curran, 1997-00

**Average: .434**  
John Olerud, 1987-89

**Slug. PCT: .824**  
John Olerud, 1987-89

**Putouts: 1,298**  
Kevin Brunstad, 1991-94

**Assists: 693**  
Greg Hunter, 1987-90

**Errors: 89**  
Greg Hunter, 1987-90

**Grand Slams: 4**  
Jeff Hooper, 1984-87

## TEAM PITCHING

### Game

**Runs: 30**, Washington, 1997

**Earned Runs: 26**, Washington, 1997

**Hits: 30**, Washington, 1997

**Walks: 16**, Montana, 1962

**Strikeouts: 20**, CWU, 1969

### Season

**Complete Games: 28**, 1976

**Innings: 561.2**, 1990

**Games Finished: 42**, 1980, 1983

**Saves: 18**, 2007

**Hits: 705**, 1997

**Walks: 326**, 1996

**Strikeouts: 404**, 2006

**Runs: 604**, 1997

**Earned Runs: 476**, 1997

**ERA: 1.69**, 1967

**Shutouts: 12**, 1973

## Miscellaneous

**Wins: 52**, 1988

**Losses: 42**, 1997

**Best PCT: .842**, 32-6 (1950)

**Most Conference Wins: 19**, 1990

**Most Conference Losses: 20**, 1999

**Best Conference PCT: .938**, 1966 (15-1)

**Consecutive Wins: 18**, 1980

**Consecutive Losses: 12**, 1996, 1997

**Consecutive Wins, Start of Season: 18**, 1980

**Largest Victory: 26**  
Pullman Military, 1892; LCSC, 1907

**Largest Victory: 25**  
(modern) Huron, 1983 (25-0); Oregon Tech, 1984 (25-0)

**Largest Loss: 25**, at Arizona, May 13, 2006

**Home Wins: 19**, 1988

**Home Losses: 16**, 2005

**Road Wins: 23**, 1993

**Road Losses: 32**, 1996

**Neutral Wins: 17**, 1988

**Neutral Losses: 7**, 1997

**Consecutive Games Not Shutout: 213**  
April 20, 1985-Feb. 26, 1989

**Consecutive Times Shutout: 3**  
OSU twice, Washington, 1942; CBC twice, Montana, 1958

**Longest Game: 17 innings**  
Washington, 1912

**Longest Game: 15 innings**  
(modern) Ohio State, 1965; Fresno State, 1966; Idaho 1971; LCSC, 1986; California, 2000

**Extra Inning Games/Season: 6**, 1952; 1990; 2003

**Extra Inning Wins: 5**, 1950

**Extra Inning Losses: 6**, 2003

**Doubleheaders Won: 10**, 1973, 1974, 1988

**Doubleheaders Lost: 4**, 1981, 1993, 1994, 1997

**Doubleheaders Split: 12**, 1985

## TEAM HITTING-FIELDING

### Game

**Runs: 31**, LCSC, 1907

**Runs: 28**, (modern) Oregon, 1975

**Hits: 26**, at Northern Colorado, Apr. 21, 2006

**Doubles: 9**, Rutgers, 1990

**Triples: 6**, Whitman, 1945

**Triples: 5**, (modern)  
EWSC, 1952; YVC, 1968; Gonzaga, 1970

**Home Runs: 8**, Whitworth, 1987

**Double Plays: 5**, USC, 1969; Oregon State, 1974; Portland State, 1977; LCSC, 2000; ASU, 2003

**Strikeouts: 23**, Pacific, 1997

**Runs, Inning: 18**  
Gonzaga, 7th, 1926

**Runs, Inning: 15** (modern)  
CWU, 1st, 1987

**Stolen Bases: 11**  
Montana, 1917; State Pen, 1952

**Stolen Bases-Inning: 8**  
Utah Valley State (5th), 2004 (Equaled NCAA Record)

**Assists: 27**  
Washington, 1912; Idaho, 1971

**Errors: 16**  
Oregon State, 1919

**Errors: 9** (modern)  
LCSC, 1982; Texas A&M, 1997

**Runs, First Inning: 15**  
CWU, 1987

**Runs, Ninth Inning: 10**  
NMSU, 1999

**Walks: 18**, Gonzaga, 1956

### Season

**At Bats: 2,245**, 1990

**Runs: 564**, 1987

**Hits: 726**, 1988

**Doubles: 165**, 1990

**Triples: 36**, 1951

**Home Runs: 100**, 1987

**Stolen Bases: 135**, 1971

**RBI: 498**, 1987

**Walks: 362**, 1990

**Strikeouts: 488**, 1997

**Average: .327**, 1988

**Putouts: 1,685**, 1990

**Assists: 845**, 1988

**Errors: 136**, 1997

**Fielding PCT: .972**, 2004

**Double Plays: 84**, 1994

**Hit-by-pitches: 107**, 2004

**Runs/Game: 9.6**, 1926

**Total Bases: 1,166**, 1988

**Slugging PCT: .552**, 1998

**Times Shutout: 9**, 2003

# ALL-TIME BASEBALL LETTERWINNERS

## A

Adams, Brock	1982-85
Adams, Clarence	1929
Adams, Kenneth	1927-28
Ahearn, William	1940
Aho, Larry	1954, 1958
Aiken, Ronald	1955-56
Akins, Al	1942-43
Alastra, Abijah	1994
Alexander, Grant	2005
Allen, Edward	1924-25
Allen, Steve	1985-86
Alley, Danny Ray	1969-70
Alvis, Andy	1979-80
Alwert, Garrett	2001-04
Alwood, Brian	1976
Amble, Chad	1993
Anderson, Albert	1913-16
Anderson, Bob	1945-46
Anderson, Brian	1976
Anderson, Clarence	1924
Anderson, Murray	1914
Anderson, Roy	1938
Anderson, Roy	1983
Andrusco, Mike	2002
Angelini, Norman S.	1968-69
Angell, Larry	1972
Angelo, Joe	1938
Anthony, Bruce	1982
Arbelbide, Ollie	1932-34
Aries, Don	1942-43, 1947
Ashenbrenner, Josh	2007
Aubrey, R.	1927
Auckland, Tony	1999
August, Nick J.	1959-61
Austin, Rick G.	1967-68
Avey, Michael John	1965-66

## B

Babler, Michael E.	1969
Baeder, Jonathan	2000-03
Bailey, Greg	1982-83
Bailie, Stephen	2000-01
Baker, Reese	2006
Banaszak, Anthony (Tony)	2001, 2003
Banks, Gary	1959, 1961
Banton, Micah	1999
Barowsky, Don	1993-94
<b>Bartlett, Cody</b>	<b>2007</b>
Bartlome, Joshua	2002
Barton, Greg	1983-84
Bartow, Jerome J.	1954-56
Bass, Regan	1982
Bayton, Ron	1945
Becker, Rudolf	1925, 1927
Beckett, Nason	1997-98
Beem, Mark	1973-75
Beemer, William F.	1965
Beetham, Brett	2003-04
Belitz, Todd	1995-97
Bell, Steven L.	1963-64

Bendele, Henry	1933-34
Beneke, George	1922-23
Benson, Harry	1919-20
Berg, Arthur	1925, 1927
Bergman, Rosevelt	1943
Beuke, Mike	1983
Bickel, Bill	1976
Birney, Dennis R.	1967
Bishop, Ernest	1935-37
Bishop, R. Gail	1942
Blanksma, Pete	1987-88
Blocklinger, Ron	1961-62
Blume, George	1939
Bode, Zachary	1997-2000
Bogart, Fred	1980-82
Bohler, Roy	1914-16
Bohlke, Doug	1952-53
Boldt, Bruce	1956-57
Bolingbroke, Robert A.	1958-60
Bonnie, Eddie	2002
Book, Larry Lee	1968-69
Borba, Zach	2007
Borges, Jeff	1993-94
Borrego, Eric	1998
Boston, Tyson	2001-02
Bouchee, Edward	1952
Bowman, Mark	1996
Boytz, Richard H.	1950-52
Branigan, Thomas	1941-43
Brannfors, Albert	1937-39
Bray, Stanley	1921-23
Brayton, Fredrick C. (Bobo)	1946-48
Brayton, Fritz	1974
Brossman, Jack	1979
Brown, James	1966
Brown, Thomas J.	1966-67
Bruce, Derek	2002-03
Brunstad, Harold T.	1965-66
Brunstad, Kevin	1991-94
Brunswick, Gordon	1948-50
Buckley, Archie	1929-30
Bueke, Mike	1981-82
Bulach, Rob	1984
Burkardt, Bob	1976
Burrows, Robert	1953
Bush, John	1973-74
Bushman, Henry	1939, 1941
Butts, Vern	1939-41
Buzzard, Donald	1928-29
Byram, Arnold	1935-37

## C

Cain, George C.	1969-71
Calabrese, Ryan	1999
Cameron, Ken	1993-95
Camp, Chris	1975-77
Camp, Gene	1949-51
Campbell, Beau	1989-92
Campbell, Robert D.	1938
Campbell, Terry	1953, 1955
Canela, Anthony	1994

Caraher, Joe	1933-35
Cardan, James	1946
Carlson, Mike	1961
Carlson, Clyde	1936-38
Carney, Scott	1988
Carr, Clayton	1949
Carr, Clayton H.	1950-51
Carrithers, Jim	1976-77
Carrithers, Rob	1985
Carroll, Terrance V.	1949-51
Carter, Forrest	1936-37
Casad, Clifford	1913-14
Cayetano, Justin	2001
Cebula, Nick	2005-07
Cecaci, Ernest S.	1954
Cenatiempo, Kris	1986
Cey, Doug	1978-79
Cey, Ronald C.	1968
Chamberlain, Bryce	2002-04
Chamberlain, Marv	1971-74
Chambers, Clifford	1941-42
Chandler, Carl	1994
Chandler, Greg	1975-77
Chaney, Bruce	1978-79
Chapados, James	1971-73
Clark, Jefferson L.	1968-69
Clarke, Tim	1980-81
Clifford, Jared	1994-96
Clinger, Wardell	1925
Cochrane, Jeff	1989
Cody, Tom	1995
Cole, Harvey	1926-29
Coleman, Eddie	1949-51
Coleman, Frank	1932-34
Collishaw, Dave	1984-85
Compton, Gerald	1949
Conley, Gene	1950
Connor, Jim	1987-90
Cook, Clyde D.	1919-20
Cook, Harold	1922-23
Cook, John	1978-79
Cook, Ryan	1996
Cooney, Jack	1931
Corbally, Jeff	1984-85
Costello, Mike	1982, 1984
Coulter, Leo	1914
<b>Coulter, Travis</b>	<b>2006-07</b>
Cozzens, Aaron	1998-99
Cragin, Edmund "Ted"	1928-29
Cranston, Roy	1940, 1943, 1945
Creighton, Greg	1974
Crook, Brady	1990-91
Crook, Pat	1960-62
Crow, Don	1977-79
Cruikshank, Bill	1985-86
Curran, Steve	1997-2000
Curry, Mitchell	1925

## D

Daggett, Cameron	1940-42
Dahl, Wesley	1947-48



# ALL-TIME BASEBALL LETTERWINNERS

Dahlen, Mentor	1931
Daman, Wayne Jr.	2004-07
Damon, Floyd	1957-59
Damon, Howard "Lefty"	1928-30
Dau, Robert	1940, 1942-43
Davis, Donny	2000-01
Davis, Larry	1981-82
Davis, Roy	1914
Davis, Roy	1957
Davison, George	1942-43
Dawson, Tony	1999
Day, John D.	1963
Day, Ken	1989-90
Dechenes, Dave	1994
Delos Santos, Van	2001
Dentz, Adam	2006-07
Dickerson, Ronald F. "Steve"	1967-69
Diehl, Dave	1972
Dijulio, Guy	1926--29
Dingwall, Eric	2005
Dirkes, Bob	1974
Dirkes, Roger	1973-75
Dodds, Jim	1987
Dodge, John Richard	1943
Dolquist, Leland N.	1950, 1954
Doman, Scott	1968
Donlin, Sean	1999-2001
Dosskey, Charles	1939-40, 1942
Doyle, James P.	1966-67
Doyle, Jim	1952
Drake, Donald	1953
Duncan, Pete	1969-70
Dunlap, Richard "Butch"	1966-67
Dyson, George	1942

## E

Eakin, Robert M.	1954
Eastman, Sam	1937-39
Edler, Dave	1976-78
Edler, Dustyn	1998-99
Edwards, Rick	1980
Ellingsen, Carl	1930
Elliot, Steven L.	1969-70
Emerson, Jeff	1981-82
Emerson, Richard	1938-40
Endsley, John	1962-64
Eno, David	2002
Erickson, Oscar	1932-33
Estes, Eric	1992-95
Estill, Myron	1931-32
Evans, Eugene	1942
Evenhus, Jason	1991-93
Everett, Brady	2005
Evert, Stephen B.	1970
Exley, Gerald	1927-28

## F

Fagg, Kip	1986-87
Faller, William	1946-48
Falkenberg, Wes	2000, 2002-03
<b>Fanelli, Matt</b>	<b>2007</b>

Farrar, Jeremy	2003-04
Fels, Michael	1968-69
Fender, Jonathan	2002-03
Fields, Kenneth	1936
Fischer, Jon	1996
Fiscus, Scott	1931
Fisher, Zachary	1999-2002
Fiskland, Edward O.	1965-66
Foisy, Ron	1954-56
Ford, Dale	1964-66
Ford, James	1955
Foster, Earl	1921-23
Foster, George	1962-63
Foster, Russell A.	1946, 1948-50
Fowler, Jered	1996
Franc, Glen	1951
Frank, Lee D.	1952-53
Franklin, Corky	1993
Franklin, Richard (Zach)	2002, 2004-06
Freeman, James	2002-05
Freeman, Jason	2004-05
Freeman, John	1955-56
Friel, Jack	1921-23
Frisella, Daniel V.	1965-66
Fry, Robert M.	1963-65

## G

Gage-Cole, Murray	1970-71
Gaines, Jamaal	1998-99
Gallagher, John	1961
Galloway, Early "Sonny"	1950
Garretson, Robert A.	1964
Garrett, Gregory	1967
Gates, Jeron "Bookie"	1999-2002
Gause, Edwin B.	1963
Gehrke, Harold	1934
Gentry, Dale	1940-41
Geppert, William	1953
Giese, Paul A.	1960
Gilbert, Mike	2006-07
Gillis, Donald "Skip"	1967-68
Gitzen, George	1944
Glaser, Joseph	1999
Glaze, Marcus	1996-97
Gleason, Steve	1996-99
Goddard, Edwin	1935-37
Godfrey, Herbert	1941
Golden, Albert "Red"	1954-55
Goligoski, Jason	1991-92
Gomez, Michael E.	1969-71
Gores, Greg	1991
Gorrell, Billy	2002-03
Graffis, William (Billy)	1999
Graham, J.	1920
Graham, Wes	1974-75
Grahek, John	1935
<b>Gran, Paul</b>	<b>2006-07</b>
Grasser, Steve	1971-73
Greeny, Burdette	1997
Grove, Jason	1998-2000
Grummett, Stanley	1926
Grutz, Brendan	1996

Guiver, Robin M.	1998-99
Gurnsey, Vern	1945
Gustafson, Ed	1988-89

## H

Haddock, Harold	1961
Hahn, Elwood B.	1958-60
Hainston, Jason	1995-97
Hall, Luther	1938
Hall, Nick	2005-07
Hall, Richard	2001
Hamik, Josh	1993-96
Hancock, Steve	1981-83
Hanley, Harold	1922-23
Hanley, LeRoy B.	1920
Hannah, Donald B.	1968
Hannah, James	1966-67
Hansen, Terrel	1985-87
Hanson, Christian M.	1969-70
Hanson, Vince	1945
Harasimowicz, Kevin	1999
Hardman, Jack G.	1954-56
Hare, Ronald	1957
Hare, Vern	1985
Harmon, Dan	1976
Harris, Samuel	1973
Harris, Tracy	1974-77
Harris, Woody	1974
Harshman, David B.	1968-69
Hart, Justin	2002-04
Hartman, J. Albert	1913-16
<b>Harvey, Seth</b>	<b>2007</b>
Hathaway, Shawn	1984-87
Hatteberg, Scott	1990-91
Hattenburg, Ray	1997-2000
Hawthorne, Charles	1971
Heaton, Terry	1970-72
Hecker, Evan	1999-2002
Heighton, James	1923, 1927
Heimbigner, Craig	1962-63
Held, Gary	1976
Hemel, Joe	1941, 1946-47
Henderson, Collin	2002-04
Hendon, Marshall	2002
Hendrickson, Eddie L.	1968-69
Hendrickson, Mark	1995
Henley, Mike	1976-77
Herman, Larry	1972-73
Herrick, Greg	1976-77
Herrmann, Bryan	1984-85
Herrold, Dwight "Pete"	1933-35
Hersey, Gordon L.	1954-56
Hetherington, Billy	2002
Hilde, Howard	1981
Hill, Clay	1979-81
Hinrichs, Kyle	2006
Hinrichs, Phil	1978-79
Hinrichs, Scott	1986
Hoffman, John	1976
Hogan, Dan	1983
Holen, Jeff	1987
Holsclaw, Jack	1938

# ALL-TIME BASEBALL LETTERWINNERS

Holsten, Claud	1931
Hooper, Albert "Pete" L.	1938-39, 1941
Hooper, Frank	1936
Hooper, Jeff	1984-87
Hoorelbeke, Jesse	1997
Hoppes, Loren	1983-84, 1986-87
Horan, Dan	1926
Horner, Jim	1993-96
Houston, Robert	1933-35
Hubbell, Richard	1986-89
Hull, Louis	1926-27, 1930-31
Hultman, Mike	1974-76
<b>Humes, Ross</b>	<b>2006-07</b>
Hundt, Brandon	2002, 2004
Hunt, Jay	1982-83
Hunter, Greg	1987-90
Hursey, Glenn	1942

<b>I</b>	
Irvine, Earl	1932-34
Ison, Nick	2006-07

<b>J</b>	
Jackson, Brad	1974
Jackson, Frank	1970-72
Jackson, Gordy	1976
Jacobsen, Bruce	2002-03
James, Landelin "Landy"	1951-53
Jarvits, Henry	1960-61
Jenne, Eldon I.	1918
Jerard, Basil	1916
Jobb, Tom	1974-77
Johnson, Dan	1976-77
Johnson, Gary L.	1967-68
Johnson, Jeff	1985-86
<b>Johnson, Jeremy</b>	<b>2006-07</b>
Johnson, Ray	1945
Jones, Chine	1984-85
Jones, Dave D.	1957-59
Jones, Delbert	1933-34
Jones, Oscar	1929-30
Jones, Scott	1976
Jorissen, Adrian "Dutch" William	1945-46, 1950
Jorissen, Henry William	1948-49

<b>K</b>	
Kahler, Tanner	2001
Kain, Marty	1980
Kaleikilo, Randy	1995-96
Kangas, Arley E.	1958-60
Kanyer, Barrett	2007
Karp, Julian "Joe" P.	1966-68
Kawabata, Kyle	1992-95
Keller, Bernie	1961-62
Kelley, Casey	1996-98
Kenyon, Nick	2000-2003
Keogh, Roderick B.	1950-52

Keuhl, David	1913
Kienholz, Edgar	1913
Kies, Ryan	1994-95
Kilhefner, Dave	1985-86
<b>Kimbrel, Garrett</b>	<b>2005-07</b>
King, Jason	1990
King, William E.	1920-21
Kinkade, Mike	1992-95
Kinnaman, Robert	1936-37, 1939
Kinnunen, Mike	1977-79
Kirkeby, Marvin D.	1958
Kitchen, Darrin	1990-91
Kitzke, Paul	1976
Knight, LeRoy	1918
Knight, Michael	2000-01
Koenig, Joseph	1925
Koeper, Ron	1952
Kortr, Lewis	1924
<b>Kost, Steve</b>	<b>2005-07</b>
Koster, Marvin	1929-31
Kosturos, Zach	2004-05
Kotula, Martcil	1919, 1921
Kramer, Wallace	1943, 1947
Kranc, Clayton	1935-37
Kranc, Glenn	1952-53
Krause, Robert	1971
Krauser, Ryan	2006-07
Kuehl, David G.	1915, 1919
Kulzer, Norbert G.	1915, 1919-20
Kuykendall, Tim	1989-90

<b>L</b>	
<b>Lag Reid, Greg</b>	<b>2006-07</b>
Lalor, Dwayne	1983-85
<b>Lambert, Connor</b>	<b>2007</b>
Lance, James T.	1966-67
Langhans, Ronald	1961-63
Laramie, Ron	1982-83
Larson, John	1974
LaRue, Jeffrey	2002-03
Lauer, Jim	1977-78
Lavick, James F.	1969-70
Leal, David	1982
Lebow, Bill DeWayne	1957
Lee, Bobby	1991
Lee, Melvin	1930-32
Legge, Henry	1956-57
Lester, Joe	1913-14
Lewis, Bryon "Busher"	1918-20
Lewis, William	1923
Lindemann, Wayne	1991-92
Linville, Sean	1991-92
Lito, Walter J.	1964-65
Lockwood, Bill	1978-79
Long, Don	1982-83
Loren, Henry W.	1918-19
Lukens, Douglas C.	1964-66
Lundberg, Maynard	1929-30
Lyons, Nate	1974

<b>M</b>	
MacLean, Joe	1965-67
MacKenzie, Aaron	2003-04
Magaurn, Francis	1926
Magnuson, Geof	1984, 1986
Magraw, Kevin	1981
Mahnkey, Raymond	1938-40
Marchbanks, Marv	1960-61
Marier, Thomas S.	1946-49
Marker, Clifford	1924-25
Marlowe, Melvin	1935-37
Marquart, Justin	1993-95
Mashburn, William	1954-56
Mataya, Frank	1951
Maxwell, Brent	1981
Maxwell, Marty	1974-77
Mayberry, William	1949, 1951-52
Mazza, Edward	1955
McAngus, Zach	2004-06
McCallum, Johnny	1945-46
McCallum, Tyler	2006
McCarron, J. A.	1928
McClure, Justin	2004-05
McCullum, Louis	1938-40
McCord, Robert	1926-28
McDonald, Ivan	1921
McDowell, Ervin	1926-29
McElroy, R.	1913
McGrath, Zapper	2003
McGraw, Tom	1987-90
McGuire, Robert C.	1948-50
McIntosh, Earl	1953-55
McIntosh, Joe	1971-73
McKay, Allan	1932-33
McLarney, Art	1930, 1932
McLellan, Heath	1996
McNally, Mike	1988-89
McPhee, Huntley	1935
McTavish, Les	1997-2000
Mejlholm, Karl	2003
Meldahl, Todd	1997-2000
Mentink, Justin	1997-98
Merkley, Steve	1971-73
Merlich, Al	1976
Meuller, Albert H.	1918
Meyers, Mike	1986-87
Michalisyn, Mike	1981
Miles, Billie	1976
Miles, Chad	1993-94
Miller, Jay	2003-06
<b>Miller, Jayson</b>	<b>2005-07</b>
Miller, Jeff	2004-07
Miller, Leroy W.	1966-68
Miller, Mike	1980-83
Miller, Roy	1991-93
Miller, Russell "Tiz"	1946-48
Mills, Joshua	1999
Minium, Matt	1978
Mitchell, Curry	1924
Mitchell, Earl G.	1928-30
Mitchell, Elbert	1925, 1927
Mitchell, Frank	1929-31



# ALL-TIME BASEBALL LETTERWINNERS

Mitchell, Greg	1997-98
Mitchell, Rich	1974
Moline, Ray	1961-63
Monda, Greg	1981-83
Montee, Richard A.	1958-60
Moon, Chuck	1945
Moran, Mike	1918, 1920-22
Morgan, Harold	1919-20
Morgan, Stacy	1981-82
Mortimer, Steve	2002-03
Moss, Norm	1913-14, 1916
Muehlbauer, Greg	1996
Muehlbauer, Mike	1990-92
Mullen, William G.	1928
Muller, Albert	1919-21
<b>Murphy, Jim</b>	<b>2005-07</b>
Murray, Rocky	1992-95

## N

Nagle, John	1957
Nakaishi, Justin	1999
Naumu, Ron	1992-95
Nelson, Hilding C.	1929-31
Nethercutt*, George	1935-37
Newcomb, Wendell	1934
Newhouse, Casey	1994
Newman, Robert	1957
Nichols, Rick	1976
Nichols, Rob	1987-90
Nicholson, Rob	1993-94
Niedenfuier, Tom	1979-80
Nieland, Don	1957
Niles, Lanakila	1999-2002
Nilsen, Jordan	2000
Noce, Paul	1979-81
Noel, Robert W.	1958
Nolan, Darin	1988-91
Nollan, William	1924
Norby, Karl	1931-32
Nordlund, Darren	1996
Normand, Guy	1983-86
Norrie, Harold	1925

## O

O'Brien, Matt	1999-2000
Odom, Tony	1984-85
O'Farrell, Scott	1978-81
Olerud, John E.	1963-65
Olerud, John G.	1987-89
Olmo, Frank	1931-33
Olson, Kyle	1972-73
Olson, Roger	1942-43
O'Malley, George	1942
Otterson, John	1924
Overby, Ronald C.	1954-56
Owings, Thomas	1970
Oye, Matt	2005

## P

Padovan, Bob	1976-77
Pape, Ed	1913
Pappas, Nick	1997
Pare, Gaye	1948
Parks, Brian	1993
Parr, Raymond	1972
Parrish, Geoff	1994
Parrish, Wade	1997-99
Passmore, Lyman	1916
Pate, Dave O.	1962-64
Patrick, Kelly	1984
Paul, Donald Ray	1949-50
Paulsen, Ken	1982-83
Pavey, Rick	1980-81
Pedersen, Marm	1980
Pelander, James R.	1967
Pellerin, Tom	1983-86
Perez, Manny	1969-71
Perry, Carl	1940-41, 1946
Perreira, David	1999-2000
Peterson, Joe	1946
Philly, Bradley	1997, 1999
Pickering, Jack C.	1923
Pierson, Leo	1941
Pintler, Gail B.	1966
Pleasant, Arnold R.	1958-60
Plummer, George	1956
Poffenroth, Kyle	1995-97
Poffenroth, Larry	1975-77
Poill, Quentin	1988-89
Pollard, Don	1979
Poppe, Stan	1952-54
Post, Ryan	1993-96
Potter, Andrew	1999
Poznanski, Rick	1981-84
<b>Prince, Jared</b>	<b>2006-07</b>
Provenzo, Tony	1978
Pyles, David	1972-73

## Q

Quealey, Steve	1978-79
----------------	---------

## R

Radke, Jack	1943
Rainey, Reed	1983-85
Ramsay, Rob	1993-96
Ramsey, Rip	1990-91
Randall, Scott	1995-98
Rankin, John	1969-70
Rask, Kyle	1995
<b>Ratigan, Michael</b>	<b>2007</b>
Realini, Dustin	2003
Reddinger, Brandon	2001-04
Reed, Jason	1991-92
Rehder, William	1954
Renkert, Dane	2004-05
Rennick, Robert	1943-45
<b>Reynolds, Simi</b>	<b>2006-07</b>
Rice, Shane	1997-98

Rich, William	1955-56
Richards, Addison "Tad"	1924-25
Richardson, Grant	2002-04
Riel, Scott	1981-82
Rindy, Mark	1998
Rivard, Rejean "Reggie"	1998-2000
Roberts, Waldo	1922-23
Robertson, Boyd	1998-99
Robertson, Brent	2001-02
Robinson, Bud	1933-35
Robinson, Curtis	1997
Robinson, James D.	1967-69
Rockey, McClellan "Chick"	1918-21
Rockey, Ward M.	1947-49
Rodrigues, Dan	1985-86
Roffler, William "Bud"	1951-52
Rohwer, Ted	1926-29
Root, George	1916
Rosano, John	1936
Rosentangle, Edward	1934, 1938
Rossmann, Duane	1963-65
Rouse, Julian	1921-22
Rubin, Kaeo	2004-05
Ruley, Archie	1921-23
Ryan, Greg	1977
Ryan, Rob	1993-96

## S

Sackett, Fredrick H.	1966
Sajonia, Brian	1985-88
Salisbury, Robert J.	1963-65
Sandberg, Del	1976
Sandberg, Roy	1921-23
Sanford, William	1971-73
Sarboe, Phil	1932-34
Satterthwaite, Howard G.	1915
Sbragia, Barrin	1972
Schafer, Rick	1973-75
Scherer, Jeffrey	1998-99
Schmid, Dan	1974
Schneider, Mike	1997
Schoening, Max	1935-37
Schreck, Brian	1973
Schreck, Larry W.	1963-65
Schreck, Richard C.	1966-68
Schreiner, Harold	1941
Schroeder, Fred	1915-16
Schubert, Gregory J.	1967-68
Schwarz, Tim	1987-90
Scilley, William Dale	1965-67
Scott, Kevin	1988-89
Sebastian, Festes	1927
Seefried, John	1976-77, 1979
Seidel, Tom	1962-63
Sele, Aaron	1989-91
Selinger, Bradley	2004
Sewell, William	1940-41
Sheehan, Chris	1991-92
Shelby, Duane	1925, 1927
Sherwood, Bob	1974-77
Shiver, Clarence	1918
Sienko, Joe	1936-38

# ALL-TIME BASEBALL LETTERWINNERS

Simon, Doug	1973-75
Simpson, Bill	1974-76
Sisk, Doug	1980
Skadan, Frank	1921-22
Skurla, John	1983-84
Slavin, Tim	1981
Small, Andru	1991
Small, Mark	1989
Smith, Courtney E.	1926
Smith, Fenton	1916
Smith, Kelly	1980
Smith, Lanny	1955
Smith, Rob	1984-87
Smith, Ryan	1997-2000
Smith, Scott	1987-90
Smith, William Aaron	2001
Snider, J. Eric	1978, 1980
Snyder, Randy	1986-88
Soalzo, Robert	1943
Solomon, Ty	1994-96
Sommer, Brett	2004-05
Sonedecker, Lee G.	1932-34
Sonnevil, J. D.	1988
Sorenson, Harry	1935-36
Sparks, Terry	1952-55
Spini, Mike	1982-83
Spring, Jack	1952
Springenatic, Ted	1974-75
Springs, Todd	1989-92
Stahlke, Robert	2002-03
Stanton, Brian	1979-80
Steck, Kurt	1989-91
Stein, Roger	1973-74
Stenberg, Lyman	1916
Stephens, Bob	1962-64
Stevenson, Shawn	1997-2000
Stewart, Duane	1995-97
Stiles, Richard E.	1948-49
Stock, Wes G.	1954-55
Strait, Max	1940-41
Strom, Gary M.	1964-66
Sukut, Ordell	1959
Sullivan, John L.	1969-70
Sullivan, Ryan	2000-2001
<b>Suttmeier, Scott</b>	<b>2005-07</b>
Svendsen, Jamin	2001-03
Swanson, J. Ben	1919
Sweet, Charles	1925
Swent, Boyd	1961
Swingley, Casey	1995

## T

Tallman, Doug	1982-84
Tappe, Theodore "Ted"	1950
Taylor, Paul J.	1964-66
Thomas, Adrian	2001
Thomas, Clayton	1926
Thomas, Matt	2005-07
Thomas, Thomas W.	1970-71
Thompson, Tad	1989-92
Thompson, Tyson	1999-2001
Todd, Christopher	2002
Tom, Joe	1976-77, 1979
Tomlinson, Paul	1960-62
Torgerson, Arnold	1947-49
Tostenson, Ron	1981-83
Towery, Rick	1975
Trembly, Joe	1953, 1956-57
<b>Tribbett, Tommy</b>	<b>2007</b>
Troia, Aaron	2004
Tully, Mike	1915
Tveit, Tim	1976-77
Tylly, Guy	1914

## U

Urbon, Joe	1987-89
------------	---------

## V

Valley, Jason	1993-94
Van Horn, George	1957-58
Van Slyke, Elvin	1940-42
Verduzco, Buzz	1983, 1985
Vezzetti, Wayne	1995-96
Vigeland, Ole	1996-98
Volk, John	1984, 1987

## W

Waananen, Kurt	1982-85
Waer, Patrick	1994
Wagner, Mike	2006
Wainhouse, David	1986-88
Waits, Bobby	1969-71
Walker, Glen	1979-80
Walker, Robert	1961-62
Wallace, Dan R.	1969-70
Waller, Darroll	1945
Wallingford, Don	1924
Warden, Kermit	1928-30
Warwick, Jamie	1991
Watson, J.	1920
Watson, Robert Frank	1949-51

## Way, Matt

Webb, Ronald W.	1954-55
Webb, Stan	1980-81
Webb, Steve	1984-86, 1988
Webb, Travis	2005-06
<b>Weber, Michael</b>	<b>2007</b>
Weingarten, Harold	1924-25
Weis, Bob	1976
Welo, Vernon	1959-60
Westendorf, Phil	1974-77
Wetmore, Mike	1994-96
Wheeler, David	1996-98
White, Kris	2000
Whiting, Gary L.	1956-58
Wilburn, John C.	1946-47
Wilke, Steve	1976-77, 1980
Wilkins, Eric	1975-77
Wilkinson, Bill	1951
Williams, James	1953
Williams, Jerry R.	1948
Williams, Justin	2000-01
Williams, Robert E.	1968-69
Williamson, Jeff	1993-94
Williamson, Josh	2006
Willis, Dustin	2005
Windham, Richard	1957-58
Winters, Maurice "Mo"	1956-57
Wivell, Henry	1918
Wodrich, Dan	1977-80
Wold, Jim	1988
Wolten, Brad	1986
Woodruff, Tyson	1993
Woodward, Scott	1971-72
Wright, David	1973-74
Wulf, Eric	1989-92
Wulff, Don	1981
Wyche, Gary A.	1960
Wyckoff, Mark	1984, 1986-88

## Y

Yates, Bryan	2005-07
Yoshino, Byron	1944

## Z

Zaepfel, John	1922-23
Zellner, Joey	1984-85
Ziel, Edward	1926
Zumwalt, Jon	1996

**BOLD indicate active in 2008**