

# HISTORY & RECORDS


All-Time Letter Winners.....	94-99	Hobey Baker Award.....	117
All-Time Jersey Numbers.....	100-102	Coach Records & Previous Captains .....	118
Perpetual Hockey Awards.....	103	100-Point & 50-Goal Scorers.....	119
Yearly Results .....	104-105	All-Time Scoring Records.....	120
Year-by-Year Results .....	106-114	All-Time Goaltending Records.....	121
Hall of Fame .....	115	All-Time Individual Records.....	122-123
All-Americans .....	116	Milestones .....	124



# BOSTON



# ALL-TIME LETTER WINNERS



TONY AMONTE



PAT AUFIERO



MARK BAVIS

Player	Years	Games	G	A	Pts	Pen/Min
Abbott, Darrell	1966-69	92	14	50	67	—/34
Abbott, Larry	1970-73	62	4	10	14	5/17
Ahola, Peter	1989-91	82	15	44	59	68--153
Aiken, John	1954-55	—	0	0	0	—/4
Alger, Rich	1995-97	35	1	5	6	15/41
Almer, Joseph	1921-24	11	11	0	11	—/—
Amonte, Tony	1989-91	79	56	70	126	50/132
Anderson, Carl	1922-23	1	0	0	0	—/—
Anderson, Francis	1941-47	24	26	22	48	7/17
Anderson, Ron	1970-72	62	39	48	87	13/43
Anderson, Walt	1947-50	44	22	27	49	4/20
Arkin, Jacob	1929-30	13	0	0	0	—/—
Ashcraft, Arle	1923-24	8	0	0	0	2/—
Aucoin, Adrian	1991-92	33	2	10	12	31/62
Aufiero, Pat	1998-02	117	13	43	56	42/95
August, Jerry	1978-83	112	11	61	72	88/195
Baker, Jack	1998-02	138	43	48	91	77/192
Balmforth, Ed	1941-43	17	3	2	5	9/18
Bannerman, Chris	1973-76	44	2	31	33	13/26
Barker, Fred	1981-82	22	4	2	6	7/14
Barnhill, Keith	1949-52	—	37	14	50	—/23
Baron, Leo	1927-31	45	11	2	13	2/—
Barr, David	1942-43	9	0	1	1	3/6
Barrett, Bob	1949-52	—	5	4	9	—/10
Bartlett, Russ	1997-99	73	20	31	51	24/62
Bassi, Fred	1964-67	81	80	61	141	—/67
Bates, Shawn	1993-97	160	73	70	143	95/190
Bavis, Mark	1989-93	159	34	49	83	81/187
Bavis, Mike	1989-93	152	32	45	77	72/179
Beauchain, Chuck	1988-89	6	1	1	2	1/2
Beauchemin, Joe	1922-23	8	0	0	0	—/—
Beecher, Larry	1948-50	7	0	0	0	0/0
Bell, Bob	1947-50	40	29	27	56	1/2
Bell, Robert	1932-33	2	1	0	1	—/—
Bender, Walter	1930-33	27	10	11	21	1/—
Bennett, Luther	1917-18	1	0	0	0	—/—
Bergholtz, Paul	1928-31	37	13	5	18	4/—
Bethel, John	1976-79	82	44	60	104	45/111
Bevins, Ralph	1946-50	18	0	0	0	0/0
Bishop, Bill	1972-75	58	16	19	35	5/10
Black, Charlie	1942-43	6	1	2	3	0/0
Blainey, Bill	1959-60	12	3	3	6	—/2
Blais, Robert	1921-24	17	6	0	6	—/—



SERGE BOILY



PETER BROWN



JOE CAPELLANO

Player	Years	Games	G	A	Pts	Pen/Min
Blasenak, Howard	1939-42	38	6	4	10	17/34
Boileau, Bob	1975-79	79	20	34	54	23/46
Boily, Serge	1966-69	90	66	60	126	—/65
Bonino, Nick	2007-09	83	34	45	79	20/40
Borofsky, Isidore	1928-30	15	0	0	0	1/—
Borofsky, Sydney	1933-36	22	0	0	0	0/0
Bott, David	1939-41	4	0	0	0	0/0
Bourque, Chris	2004-05	35	10	13	23	21/50
Bradley, —	1923-24	3	0	0	0	—/—
Bradley, Dick	1948-51	0	0	0	0	0/0
Breen, Richard	1926-27	3	0	0	0	—/—
Breeyear, Bill	1940-43	36	4	5	9	5/10
Brennan, Rich	1991-95	144	26	74	100	117/258
Brown, Bob	1970-72	62	31	79	110	18/74
Brown, George	1929-31	9	0	0	0	—/—
Brown, Joe	1923-24	5	0	0	0	—/—
Brown, Paul	1938-41	39	35	44	75	5/10
Brown, Peter	1972-76	101	22	122	144	54/116

Player	Years	Games	G	A	Pts	Pen/Min
Brown, Will	1940-42, 45-46	17	1	4	5	1/2
Brownschidle, Mark	1988-92	115	3	18	21	20/40
Bryand, Ted	1969-70	27	0	5	5	—/12
Buckton, Bill	1973-76	93	45	47	92	33/66
Buell, Bob	1954-55	—	1	3	4	—/22
Burdett, Danny	1980-81	8	1	0	1	1/2
Burke, Edmund	1923-24	7	0	0	0	—/—
Burlington, Bill	1972-75	91	42	76	118	15/38
Burns, John	1951-55	—	22	32	54	—/16
Burrowes, Guy	1969-72	88	31	51	82	6/40
Bussoli, Mike	1999-03	145	8	30	38	92/184
Cahoon, Don	1969-72	89	49	47	96	7/53
Cahoon, Ed	1948-51	20	60	58	118	20/97
Callaghan, Kevin	1979-80	16	0	0	0	4/8
Campbell, —	1934-35	1	0	0	0	—/—
Campbell, Ryan	1997-98	2	0	0	0	0/0
Cappellano, Joe	1982-85	69	15	37	52	12/32
Cargill, Philip	1941-42	10	0	0	0	1/2
Carlacci, Cesare	1981-84	85	12	22	34	28/58
Carle, Owen	1941-43	17	2	2	4	0/0
Carnevale, Dan	1979-83	59	7	11	18	7/14
Carnie, John	1926-27	3	0	0	0	—/—
Carriere, Art	1955-58	10	14	11	25	—/2
Caruthers, Jack	1955-58	23	36	61	97	—/68
Carter, Lyman	1963-65	35	9	7	16	—/8
Carvelli, Al	1935-36, 37-39	36	46	38	84	17/34
Carver, Dave	1960-62	37	2	11	14	—/24
Casali, Mario	1948-51	12	8	7	15	3/22
Cavanaugh, Dan	1998-01	111	22	54	76	73/157
Chambers, John	1938-41	34	34	35	69	2/4



BILL COTTER



JOHN CULLEN



TOM DION

Player	Years	Games	G	A	Pts	Pen/Min
Chandler, Carlton	1935-38	34	4	1	5	8/16
Chilson, Chester	1936-37	1	0	0	0	0/0
Cicoria, Tony	1951-53, 55-58	13	46	37	83	—/54
Cleary, Don	1945-49	43	45	43	88	7/14
Cleary, Paul	1950-53	—	31	22	43	—/27
Clem, Carl	1929-33	35	25	8	33	1/—
Cleverly, Harry	1935-37	23	3	2	5	4/8
Clopeck, Jack	1946-49	44	37	39	76	3/6
Cochrane, Mickey	1922-23	2	0	0	0	—/—
Cogan, George	1950-51, 52-53	—	0	0	0	—/2
Cohen, Colby	2007-09	82	11	37	48	44/99
Cohen, Zach	2006-09	92	16	11	27	19/38
Colburn, Robert	1936-38	29	0	0	0	0/0
Coleman, Jon	1993-97	148	18	96	114	61/146
Collins, Brian	1999-03	158	51	48	99	45/106
Collins, Ralph	1953-54	—	1	3	4	—/4
Comeau, Allen	1961-64	48	0	3	3	—/30
Conaty, Joe	1937-40	41	31	31	62	13/26
Connolly, Chris	2008-09	45	10	20	30	6/12
Connolly, T.J.	1980-84	119	10	59	69	82/170
Connors, Edmund	1960-63	72	15	30	45	—/26
Connors, Jim	1971-72	6	1	0	1	0/0
Conte, Vic	1963-66	87	16	35	51	—/38
Cooke, John	1965-68	77	19	20	39	—/26
Corazzini, Carl	1997-01	151	62	55	117	46/108
Cornish, Earl	1958-59	6	1	0	1	—/4
Corriveau, John	1977-79	12	1	5	6	4/8
Cotter, Bill	1977-81	117	30	54	84	54/143
Cournoyea, Ray	1970-73	65	28	31	59	9/18
Cowdery, Bud	1936-37	1	0	0	0	0/0
Crampton, Junie	1926-27	1	0	0	0	—/—
Crawley, John	1965-68	8	2	1	3	—/2
Creighton, Larry	1956-59	46	43	51	94	—/89
Crocker, Bob	1953-55	—	0	0	0	—/2
Cronin, John	1999-03	113	10	31	41	55/110
Cross, Jim	1958-60	32	3	0	3	—/4
Crotty, Ed	1962-63	10	2	0	2	—/0
Crowley, Daniel	1946-47	—	15	22	37	—/—

# ALL-TIME LETTER WINNERS

Player	Years	Games	G	A	Pts	Pen/Min
Crowley, Robert	1941-42	14	3	4	7	3/6
Crozier, Steve	1983-84	5	0	0	0	0/0
Cugini, Larry	1941-42	1	0	0	0	0/0
Cullen, John	1983-87	160	98	143	241	72/163
Cummings, Thomas	1925-26	4	0	0	0	—/—
Cummings, Whitley	1938-39	2	0	0	0	0/0
Currier, Benjamin	1926-30	42	27	6	33	—/—
Czarnota, Joe	1948-51	20	15	22	37	33/156
Dahlberg, Dave	1989-93	64	3	10	13	12/24
Dakin, Jim	1966-69	63	1	12	13	—/43
Danby, John	1969-72	84	79	81	160	7/36
Darling, Bob	1980-84	50	28	18	46	6/12
Davenport, Larry	1967-70	84	67	87	154	—/43
Davidson, James	1940-42	25	9	4	13	3/6
Davies, Rob	1978-82	80	21	64	85	46/100
Decker, Wayne	1967-70	88	4	46	50	—/36
Decloe, Dick	1972-73	14	12	8	20	9/18
Degerman, Tommi	1996-00	121	49	63	112	34/98
Delorey, Joe	1981-85	137	8	36	44	27/59
Denihan, Mike	1960-63	59	63	50	113	—/24
Denning, Jerry	1950-53	—	32	42	74	—/12
Desrosiers, Gerry	1935-38	41	53	48	101	9/18
Dewhurst, Dave	1939-41	9	0	0	0	0/0
Dewhurst, John	1937-38	1	0	0	0	0/0
Diehl, John	1922-23	2	0	0	0	—/—
DiMella, Mike	1998-00	45	0	2	2	14/28
Dion, Tom	1987-92	145	22	57	79	62/132
DiPenta, Joe	1997-99	74	4	31	35	48/120
DiVincenzo, Ron	1956-59	46	3	13	16	—/90
Dobbins, —	1942-43	3	0	0	0	0/0
Dockrell, Donald	1947-48	19	2	3	5	—/—
Dodge, Jack	1942-43	3	0	0	0	0/0



STEVE DOLLOFF



CHRIS DRURY



MIKE ERUZIONE

Player	Years	Games	G	A	Pts	Pen/Min
Dolan, Don	1958-59	5	1	0	1	—/8
Doloff, Steve	1970-73	91	40	77	117	26/60
Donaldson, Coleman	1969-70	1	0	1	1	—/0
Donatelli, Clark	1984-87	120	60	75	135	54/122
Donatelli, Peter	1994-98	84	7	8	15	34/87
Donato, Dan	1991-94	81	8	28	36	58/116
Donohue, Joseph	1934-36	8	1	0	1	0/0
Dooley, John	1956-57, 58-59	23	1	3	4	—/12
D'Orio, Frank	1964-66	17	5	5	10	—/2
Dorr, Ernie	1941-43	2	0	0	0	0/0
Dow, Richard	1936-39	32	10	5	15	0/0
Downing, Bill	1949-52	—	13	32	45	—/45
Driscoll, Len	1953-56	—	15	10	25	—/64
Drury, Chris	1994-98	155	113	101	214	98/236
Duane, David	1924-26	7	0	0	0	—/—
Dudley, Bob	1974-77	85	19	43	62	24/56
Dunbar, Dale	1980-81, 82-85	104	5	41	46	73/157
Dunlap, Adam	2003-04	4	0	0	0	1/2
Dupuis, Bob	1948-51	18	3	6	9	10/46
Dupuis, Bob	1955-58	23	19	48	67	—/53
Dutton, Larry	1942-48	22	3	0	3	4/8
Dwyer, Tom	1952-55	—	20	16	36	—/31
Dyment, Chris	1998-02	142	20	53	73	57/122
Eads, Manuel	1963-64	3	0	0	0	—/0
Elliot, John	1937-40	36	11	5	16	19/38
Elliot, Bob	1927-30	25	6	1	7	2/—
Emery, Keith	1997-01	102	3	10	13	34/79
Engberg, Carl	1935-37	14	0	0	0	2/4
Ennis, Jim	1985-87	66	4	8	12	23/49
Enright, Pat	1957-60	73	2	22	24	—/70
Eruzione, Mike	1973-77	127	92	116	208	35/70
Eruzione, Jr., Mike	2004-05	1	0	0	0	0/0
Evers, Andrew	1919-20	1	0	0	0	—/—
Ewing, Bryan	2004-08	143	48	60	108	50/122



PAUL FENTON



MARK FIDLER



PAUL GERLITZ

Player	Years	Games	G	A	Pts	Pen/Min
Fagerland, John	1936-39	10	0	0	0	0/0
Farrell, Ed	1939-41	15	0	0	0	2/4
Fay, Gary	1973-77	101	13	89	102	19/46
Feldman, George	1923-24	1	0	0	0	—/—
Fennie, Bruce	1963-66	87	57	59	116	—/37
Fenton, Paul	1979-82	63	36	38	74	23/46
Fenwick, Bill	1969-70	20	0	4	4	—/6
Fernald, Denny	1941-42, 45-46	13	7	4	11	5/10
Fidler, Mark	1977-81	116	77	101	178	64/144
Fidler, Mike	1974-76	60	46	48	94	52/134
Fife, Walter	1950-52	—	0	2	2	—/2
Figuera, Ed	1942-43, 45-47	7	8	11	19	0/0
Fitzgerald, Dick	1939-41	12	0	1	1	0/0
Fitzgerald, Peter	1960-62	46	6	7	13	—/38
Flynn, Bill	1970-72	41	2	10	12	2/8
Flynn, George	1958-59	2	0	0	0	—/0
Fogerty, Dick	1960-61	6	0	0	0	—/0
Fohlin, Paul	1935-36	2	0	0	0	0/0
Foley, Raymond	1945-46	2	0	0	0	0/0
Folino, Joe	1949-51	—	5	10	15	—/70
Fontas, Paul	1967-68	19	2	2	4	—/—
Forbes, Benjamin	1945-48	24	42	38	80	0/0
Ford, Curt	1955-56	—	8	2	10	—/2
Foreman, Brian	1984-87	55	5	11	16	8/16
Fortier, Eugene	1968-69	2	0	0	0	—/0
Foster, Stephen	1989-90, 91-94	84	3	22	25	49/106
Fowle, Ray	1971-72	1	0	0	0	1/2
Fox, John	1975-79	68	9	16	25	20/40
Frazier, —	1922-23	3	0	0	0	—/—
Frederickson, W.	1928-29	2	0	0	0	—/—
Freeman, William	1936-37	1	1	0	1	0/0
French, Richard	1929-32	30	11	4	15	8/—
Friedman, Doug	1990-94	150	43	62	105	117/251
Fuller, Alan	1961-62	19	2	3	5	—/2
Gama, Glen	1967-69	24	2	6	8	—/14
Garrity, Jack	1949-51	—	85	56	141	—/57
Gaul, Leo	1933-34	9	0	0	0	—/—
Geary, John	1938-39	6	0	0	0	0/0
Gerlitz, Paul	1982-86	134	32	41	73	47/105
Giandomenico, Paul	1969-72	81	20	24	44	5/24
Gibson, Steve	1976-77	12	1	2	3	3/6
Gibson, William	1926-29	24	5	1	6	1/—
Gibson, William	1947-48	24	13	18	31	—/—
Gillis, Nick	1997-01	144	26	53	79	54/119
Gilmour, Brian	1964-67	95	36	87	123	—/108
Gilroy, Kevin	2008-09	12	2	0	2	1/2
Gilroy, Matt	2005-09	160	25	67	92	23/46
Giulioti, Andy	1957-60	50	0	3	3	—/28
Gleason, Jerome	1946-49	43	4	28	32	6/12
Glass, Andrew	2008-09	15	2	1	3	1/2
Glover, Jim	1972-75	74	13	28	41	12/24
Goddard, Holmes	1928-30	11	1	1	2	—/—
Goegan, Grant	1978-80	48	18	15	33	15/30
Goguen, Don	1959-62	76	12	30	42	—/138
Goldfine, David	1924-25	10	2	0	2	—/—
Goodale, William	1925-28	16	1	1	2	—/—
Goodrich, Charles	1919-20	2	0	0	0	—/—
Gould, Edward	1945-46	3	0	1	1	0/0
Gowing, Wayne	1968-71	86	31	53	84	—/20
Grant, Dick	1947-49	7	1	0	1	0/0
Gray, Bob	1945-46	3	3	2	5	0/0



GRANT GOEGAN




WAYNE GOWING



MICKEY GRAY


# ALL-TIME LETTER WINNERS



MIKE GRIER



BOB GRYP



CHRIS HERON

Player	Years	Games	G	A	Pts	Pen/Min
Gray, Mickey	1966-69	92	44	71	115	—/66
Greeley, Steve	2000-04	77	6	5	11	21/42
Green, Richard	1962-64	39	6	24	30	—/62
Gregoire, Ovila	1924-28	28	25	0	25	—/—
Grier, Mike	1993-96	114	59	59	118	98/221
Grodberg, Burton	1927-31	32	0	0	0	—/—
Gryba, Eric	2006-09	115	2	10	12	110/236
Gryp, Bob	1969-72	88	41	72	113	7/85
Gryp, Jerry	1972-76	82	5	33	38	69/141
Gulley, Leo	1941-42	14	4	1	5	6/12
Gurberg, Marvin	1953-54	—	4	4	8	—/4

Hall, Robert	1939-40	6	8	4	12	3/6
Hanson, Bobby	1996-00	127	11	27	38	33/85
Hardiman, William	1936-37	1	0	0	0	0/0
Harrington, Daniel	1930-33	17	1	1	2	—/—
Hartigan, Tom	1933-36	25	15	5	20	0/0
Hathaway, Kenneth	1932-33	2	0	0	0	—/—
Hatton, Bruce	1968-70	40	13	7	20	—/20
Hauser, William	1935-37	5	0	0	0	0/0
Haynes, Irving	1946-50	43	57	64	121	4/26
Headon, Peter	1958-89	42	3	5	8	6/12
Herman, Nathan	1930-33	16	1	0	1	—/—
Heron, Chris	1996-00	150	49	63	112	54/116
Herrick, Jack	1938-39	6	0	2	2	2/4
Hersey, Edward	1919-20	2	0	0	0	—/—
Hetnik, Marc	1975-79	115	33	59	92	36/75
Higgins, Chris	2005-09	159	49	84	133	46/92
Higgins, Jim	1960-63	44	1	4	5	—/16
Hiller, —	1938-39	4	0	0	0	0/0
Hinch, Bill	1966-69	90	15	50	65	—/121
Hines, Bud	1938-41	24	14	19	33	1/2
Hixon, Dana	1946-50	44	65	48	113	12/24
Hoar, George	1935-38	42	9	3	12	27/52
Holmen, Thomas	1968-69	3	0	1	1	—/0
Holmes, Leonard	1961-62, 63-64	26	1	4	5	—/6
Hughes, Paul	1959-61	43	3	8	11	—/20
Hurteau, Oscar	1923-24	6	0	0	0	—/—
Hyndman, Mike	1967-70	87	52	119	171	—/105
Hynes, John	1994-97	41	4	6	10	17/34

Jackson, Bill	1963-64	21	5	6	11	—/20
Jacques, Jon	1991-92	7	1	0	1	1/2
James, Herbert	1933-36	24	0	2	2	3/6
Jantzi, Mike	1980-82	31	0	1	1	9/18
Jarasitis, Allen	1957-60	56	11	20	31	—/57
Jenkins, Jon	1991-94	105	19	21	40	27/57
Johnson, Bob	1968-69	1	0	0	0	—/0
Johnson, Gregg	2000-04	125	14	33	47	55/110



JACQUES JOUBERT



JEFF KEALTY



BILL KIRRANE

Player	Years	Games	G	A	Pts	Pen/Min
Johnson, Paul	1961-62	9	0	1	1	—/0
Johnson, Shane	1993-97	147	8	40	48	94/207
Johnson, Todd	1977-81	108	38	35	73	30/88
Jordan, Ric	1970-72	61	25	65	90	17/89
Jost, Nelson	1917-18	1	0	0	0	—/—
Joubert, Jacques	1992-95	121	66	65	131	74/181
Jurjevich, William	1946-50	44	28	40	68	9/36
Kaiser, Herbert	1936-37	2	0	0	0	0/0
Kealty, Jeff	1994-98	137	19	44	63	74/162
Keaton, —	1942-43	1	0	0	0	0/0
Keith, Forbes	1955-56, 57-59	46	40	27	67	—/44
Kelfer, Mike	1985-89	139	83	89	172	51/115

Player	Years	Games	G	A	Pts	Pen/Min
Kelleher, Chris	1994-98	149	24	85	109	94/207
Kelleher, Frederick	1936-38	22	5	3	8	1/2
Kelley, Dick	1949-52	—	54	66	120	—/18
Kelley, Jack	1949-52	—	53	42	95	—/44
Kelley, Peter	1921-25	7	0	0	0	—/—
Kelley, Ray	1951-54	—	3	10	13	—/20
Kelly, Robert	1935-37	6	0	0	0	0/0
Kentala, Ville	1986-89	101	24	37	61	52/104
Kielt, Kevin	2004-08	58	0	8	8	16/32
Kimball, Arthur	1926-27	4	0	0	0	—/—
Kimball, Tim	1977-81	84	17	23	40	21/42
King, Scott	1995-96	18	5	9	14	15/38
Kinlin, Sarge	1955-58	23	27	34	61	--/93
Kirby, Terry	1967-68	3	0	0	0	—/—
Kirrane, Bill	1945-49	47	44	49	93	10/26
Klapes, George	1979-83	113	11	32	43	23/46
Klema, David	2001-04	92	15	29	44	16/32
Knight, Bob	1956-57	—	0	2	2	—/6
Kontoff, Julian	1924-26	26	3	0	3	—/—
Kontoff, Morey	1921-25	22	8	0	8	—/—
Koskimaki, Petteri	1989-93	142	49	60	109	22/47
Krys, Mark	1987-91	135	1	18	29	69/146
Kuhn, William	1941-43	12	0	0	0	0/0
Kuzyk, Ken	1972-76	121	41	46	87	47/110

Labanara, John	1965-66	2	0	0	0	—/0
Labrosse, Eric	1984-88	113	24	38	62	66/143
Lachance, Bob	1992-96	141	44	96	140	66/176
Lachance, Scott	1990-91	31	5	18	23	22/52
LaCouture, Dan	1996-97	55	13	12	25	10/20
LaCroix, Edouard	1938-39	3	0	0	0	0/0
LaGarde, Denis	1981-84	93	23	35	58	37/74
LaGarde, Mike	1970-73	86	7	36	43	29/96
Labiberte, John	2002-06	134	33	56	89	51/105



DICK LANBY



JOHN LAX



KENNY MAGOWAN

Player	Years	Games	G	A	Pts	Pen/Min
Lamby, Dick	1976-78	54	24	80	104	50/108
Lange, Bob	1939-40	12	4	6	10	0/0
Lappin, Chris	1987-89	58	2	10	12	27/54
Lappin, Mike	1987-89	61	23	31	54	37/83
Lawrence, Jason	2005-09	158	46	51	97	48/123
Lawless, John	1924-28	40	228	7	35	—/—
Lax, John	1932-35	34	36	18	54	—/—
Leahy, John	1958-61	51	1	3	4	—/6
Leatherbee, Harold	1917-18	1	0	0	0	—/—
LeBlond, Bill	1976-80	113	18	41	59	27/54
Lee, Dick	1951-53	--	4	15	19	--/48
Legault, Alexandre	1989-91	62	11	30	41	34/84
Levine, —	1933-34	1	0	0	0	—/—
Lilley, John	1991-93	28	9	10	19	21/56
Lind, Bob	1939-40	6	2	2	4	5/13
Ling, Rod	1921-26	35	11	0	11	—/—
Linna, Kaj	1991-95	140	20	73	93	71/169
Lirakis, Alexander	1942-43, 45-46	12	3	1	4	10/20
Little, Tim	1981-83	32	5	9	14	13/26
Lombard, Richard	1927-31	46	30	11	41	12/—
LoPresti, David	1998-99	12	0	1	1	5/10
Lowell, Jim	1972-75	62	15	16	31	11/30
Lowney, Ed	1983-87	162	79	75	154	23/56
Lucey, Lawrence	1932-35	23	2	1	3	—/—
Luimes, John	1980-81	10	1	3	4	1/2
Lumley, Donald	1964-67	44	2	2	4	—/10
Lynch, Russell	1934-37	38	23	8	31	3/6

MacArthur, Burt	1940-43	41	13	9	23	11/33
MacArthur, Pete	2004-08	159	64	83	147	60/120
MacDonald, Darin	1987-91	107	14	14	28	33/69
MacDougall, Jack	1988-89	24	1	3	4	2/4
MacGregor, Brad	1982-86	150	24	43	67	39/86
MacKay, Jim	1957-58	4	0	0	0	—/0
MacKenzie, Russell	1926-27	6	0	0	0	—/—

# ALL-TIME LETTER WINNERS

Player	Years	Games	G	A	Pts	Pen/Min
MacLeod, Daryl	1977-81	116	30	49	79	78/185
MacLeod, Dave	1957-61	63	50	37	87	-/36
MacLeod, Don	1955-58	21	23	40	63	-/46
MacLeod, Russ	1955-56	—	0	2	2	-/-
Maddison, David	1954-57	—	0	1	1	-/2
Magowan, Ken	2000-04	134	31	35	66	46/92
Mahoney, Dave	1959-62	72	12	6	18	-/81
Mains, Charlie	1945-46	1	0	0	0	0/0
Maiser, Justin	2001-03	76	20	24	44	56/131
Majkozak, Tony	1982-86	98	21	20	41	20/43
Maker, Robert	1946-47	—	23	25	48	-/-
Maloney, Leo	1962-63	4	0	0	0	-/0
Manning, Mike	1954-57	—	27	27	54	-/28
Manty, Scott	1981-82	8	0	1	1	1/2
Marden, Matt	1975-78	60	26	31	57	19/38
Marquis, Bob	1957-60	73	98	66	164	-/82
Marshall, Dan	1979-80	28	3	8	11	5/10
Marshall, Peter	1982-86	150	42	62	104	66/143
Martell, Bob	1962-65	76	32	40	72	-/18
Martin, Donald	1924-26	20	0	0	0	-/-
Martin, Jack	1949-52	—	36	41	77	-/28
Marzo, Peter	1972-76	94	58	80	138	23/46
Matchett, Chris	1982-86	152	14	55	72	83/203
Matterazzo, John	1986-87	7	0	0	0	1/2
Maus, Blaine	1967-69	22	3	6	9	-/4
Mays, Chris	1980-84	79	18	24	42	27/62
McAdoo, Dick	1954-56	—	1	7	8	-/40
McArdle, Harry	1922-23	6	1	0	1	-/-
McBride, John	1960-63	61	8	7	15	-/76
McBride, Steve	1965-66	2	0	0	0	-/0
McCabe, Bob	1962-64	47	9	18	27	-/28
McCaleb, Clifton	1937-39	8	1	2	3	1/2
McCann, Chris	1987-91	98	13	11	24	21/42
McCann, Pete	1958-61	52	2	26	28	-/60
McCann, Peter	1972-73	16	3	13	16	5/10



SCOTT NIELAND



JACK O'CALLAHAN




BILL PIERCE

Player	Years	Games	G	A	Pts	Pen/Min
Monaghan, Ryan	2004-08	56	6	6	12	7/25
Moran, Jim	1942-43	10	1	0	1	1/2
Morgan, Charlie	1964-65, 66-67	14	3	4	7	-/2
Morrison, Sanfield	1923-24	1	0	0	0	-/-
Morrow, Tom	2003-07	134	2	11	13	72/155
Morton, Vincent	1917-18	1	0	0	0	-/-
Mulhall, Mike	1963-64	4	0	1	1	-/2
Mullen, Mark	2000-04	149	29	41	70	47/126
Mullen, Mickey	1975-79	90	23	30	53	8/16
Mullins, Vince	1975-77	4	1	1	2	1/2
Murphy, Jack	1953-56	—	67	31	98	-/53
Murphy, John	1931-32	1	0	0	0	-/-
Murray, Bob	1969-72	83	6	28	34	18/104
Mutch, Kevin	1981-85	117	37	60	97	33/74
Mutty, John	1919-20	1	1	0	1	-/-
Neilson, George	1940-43	24	1	2	3	2/4
Neilson, Robert	1934-35	1	0	0	0	-/-
Nelson, Hugo	1926-30	38	8	1	9	1/-
Nesbitt, Jim	1942-43	9	1	0	1	2/4
Neviackas, Veto	1936-39	32	4	4	8	13/26
Nickerson, Herman	1932-35	28	0	0	0	-/-
Nickerson, Robert	1932-34	10	1	0	1	-/-
Nickles, —	1938-39	7	1	0	1	1/2
Nieland, Scott	1977-80	67	3	13	16	26/52

O'Callahan, Jack	1975-79	121	18	102	120	128/283
O'Connell, Albie	1995-99	149	42	66	108	109/234
O'Connell, Dennis	1963-66	89	35	59	94	-/45
O'Connell, Mike	1963-64	10	0	1	1	-/2
Octeau, Jay	1983-87	143	16	70	86	73/149
O'Hare, John	1917-18	1	0	0	0	-/-
O'Neil, Paul	1972-73	28	35	18	53	5/10
O'Neill, Bill	1975-79	97	7	52	59	46/92
O'Regan, Tom	1979-83	105	53	77	130	71/186
O'Riordan, Ed	1945-46	3	0	1	1	2/4
O'Sullivan, Chris	1992-96	113	40	88	128	50/124
O'Sullivan, Joseph	1936-39	38	5	7	12	4/8
O'Sullivan, Kevin	1989-93	153	12	51	63	107/230
O'Sullivan, Pete	1941-42	3	1	0	1	0/0

Page, Guy	1942-43	1	0	0	0	0/0
Pandolfo, Jay	1992-96	137	79	90	169	27/55
Pandolfo, Mike	1998-02	151	63	46	109	52/115
Parker, Jack	1965-68	96	31	33	64	-/18
Payne, Ray	1963-66	9	0	0	0	-/2
Pereira, Joe	2007-09	64	7	12	19	35/92
Perry, Scott	1997-01	135	9	26	35	31/70
Peskewis, Matt	1986-89	64	8	20	28	52/113
Peterson, Carlton	1929-32	4	0	0	0	-/-
Percella, Pat	2004-05	4	1	1	2	0/0
Pidgeon, Mike	1976-77	32	7	10	17	9/18
Pierce, Bill	1993-97	144	27	48	75	70/167
Pierce, Howard	1933-35	2	0	0	0	-/-
Pierog, Mark	1980-84	115	42	48	90	35/78
Pinkham, Clifford	1919-20	2	0	0	0	-/-
Pollard, Bill	1940-41	8	0	0	0	0/0
Pomichter, Mike	1991-94	105	55	66	121	35/74
Pond, Warren	1917-18	1	1	0	1	-/-
Popko, Luke	2006-09	122	13	22	35	33/77
Poti, Tom	1996-98	76	17	46	63	54/116
Powell, Neil	1935-38	18	1	0	1	6/12



SHAWN McEACHERN



TERRY MEAGHER



FREDDY MEYER

Player	Years	Games	G	A	Pts	Pen/Min
McCarthy, John	2005-09	154	14	31	45	35/78
McCarthy, Robert	1942-43	3	0	0	0	1/2
McClellan, John	1973-77	123	6	34	40	47/94
McComb, John	1954-56	—	6	6	12	-/7
McConnell, Brian	2001-05	149	42	46	88	104/272
McCormack, Bill	1957-60	73	31	57	88	-/33
McCrae, —	1923-24	4	0	0	0	-/-
McCurdy, Russ	1958-61	53	11	23	34	-/52
McDonald, Joseph	1931-32	4	0	0	0	-/-
McEachern, Shawn	1988-91	120	79	107	186	67/153
McFaun, Francis	1960-63	47	2	8	10	-/4
McGarry, Jack	1962-64	17	1	2	3	-/2
McGinley, Dick	1945-46	3	5	2	7	0/0
McGoff, Dan	2004-08	94	5	5	10	24/48
McGuirk, Brian	2004-08	145	10	18	28	51/113
McInnis, Bennett	1961-63	42	0	5	5	-/34
McLachlan, Pete	1964-67	96	26	70	96	-/86
McLean, —	1925-26	1	0	0	0	-/-
McMahon, Pat	1976-77	3	0	0	0	1/2
McPhee, Warren	1935-37	7	0	0	0	1/2
Meagher, Rick	1973-77	124	90	120	210	61/170
Meagher, Terry	1973-76	92	74	68	142	16/40
Meagher, Tony	1976-80	115	52	63	115	59/153
Meehan, Joe	1969-70	18	3	5	8	-/16
Meehan, Ron	1953-54	—	0	4	4	-/29
Melanson, John	1976-80	76	15	10	25	15/30
Merrill, Roger	1950-51	—	1	0	1	-/2
Mescon, Stan	1973-74	1	0	0	0	0/0
Meyer, Freddy	1999-03	126	17	55	72	140/288
Miller, Bryan	2001-05	153	20	68	88	63/126
Miller, Paul	1977-80	80	29	44	73	24/51
Mills, Bob	1952-54	—	10	9	19	-/4
Milton, Bruce	1980-82	57	9	43	52	38/76
Miner, —	1934-35	2	0	0	0	-/-



TOM POTI



MIKE PRENDERGAST



DAVID QUINN

# ALL-TIME LETTER WINNERS



KENNY RAUSCH



DAN RONAN



TOM RYAN

Player	Years	Games	G	A	Pts	Pen/Min
Powers, Buddy	1972-75	90	14	26	40	13/26
Pratt, Jon	1990-94	109	31	21	52	96/208
Prechac, Olivier	1970-71	5	0	2	2	—/2
Prendergast, Mike	1991-95	136	59	60	119	58/147
Preston, John	1986-87	13	0	0	0	0/0
Priem, Ryan	1999-03	85	2	3	5	32/64
Provost, Adolphus	1921-24	16	6	0	6	—/—
Pynchon, John	1947-48	8	0	0	0	—/—
Quebec, Greg	1996-00	112	14	13	27	24/48
Quinlan, Shaun	1964-66	13	4	6	10	—/0
Quinn, Bill	1958-61	61	26	65	91	—/24
Quinn, David	1945-46	3	0	0	0	0/0
Quinn, David	1984-88	94	6	42	48	55/118
Quinn, Jim	1964-67	97	58	77	135	—/55
Quinn, Joe	1954-57	—	24	27	51	—/26
Racheotes, George	1932-35	17	0	0	0	—/—
Radoslavich, Matt	2001-05	122	12	17	29	11/43
Rasmussen, Paul	1917-18	1	0	0	0	—/—
Rausch, Ken	1991-95	97	25	27	52	11/22
Ray, John	1948-51	3	2	2	4	0/2
Raymond, Albert	1929-31	9	0	0	0	1/—
Redlihs, Jekabs	2002-06	130	8	21	29	52/131
Reed, Larry	1938-41	3	0	0	0	0/0
Regan, Rob	1986-90	109	17	15	32	41/83
Reynolds, James	1946-47	—	13	9	22	—/—
Rice, Lindsey	1931-33	17	2	0	2	—/—
Richardson, Earl	1939-40	2	0	0	0	0/0
Richardson, Ed	1937-40	36	36	28	64	9/18
Richardson, Philip	1919-20	1	0	0	0	—/—
Richey, George	1941-43	15	0	1	1	2/4
Riley, Bill	1965-68	73	17	34	51	—/53
Robbins, Bill	1972-76	117	65	81	146	50/142
Robertson, —	1923-24	1	0	0	0	—/—
Robinson, Bill	1958-60	17	1	3	4	—/13
Robinson, Lloyd	1947-50	10	24	25	49	1/12
Roblin, Stephen	1928-29	5	0	0	0	—/—
Roche, Kenny	2003-07	154	43	46	89	48/107
Rodenhiser, Dick	1951-53	—	54	37	91	—/18
Roeske, Henry	1919-20	2	0	0	0	—/—
Ronan, Dan	1995-99	155	11	29	40	130/268
Ronan, Ed	1987-91	152	39	58	97	68/144
Rosenfeld, John	1933-34	10	0	0	0	—/—
Rosenfield, Louis	1922-23	1	0	0	0	—/—
Ross, Ken	1961-63, 64-65	57	17	28	45	—/32
Ross, Tom	1963-66	79	2	42	44	—/20
Rousseau, Bob	1951-54	—	2	6	8	—/52
Rowan, Bob	1960-63	57	21	21	42	—/50
Rowe, Paul	1932-35	34	28	19	47	—/—
Ryan, Tom	1984-88	146	18	37	55	34/68
Sabo, John	1999-03	147	34	43	77	101/253
Sacco, David	1988-93	153	74	142	216	75/180
Sacco, Joe	1987-90	111	63	65	128	71/174
Sampson, Alden	1961-64	52	9	21	30	—/40
Sanders, Craig	2004-08	18	0	1	1	3/6
Sanders, Scott	1984-88	100	22	33	55	28/59
Saponari, Victor	2007-09	11	0	1	1	1/2
Saponari, Vinny	2008-09	44	8	9	17	14/39
Scammell, Palmer	1932-35	19	0	1	1	—/—
Schaeffer, Kevin	2003-07	152	17	37	54	39/86
Scott, Chester	1924-26	26	13	3	16	—/—
Scribner, —	1924-25	1	0	0	0	—/—
Sears, Robert	1919-20	1	0	0	0	—/—
Sennett, Dana	1973-74	1	0	0	0	1/2
Shannon, Art	1952-53	—	0	3	3	—/4
Shattenkirk, Kevin	2007-09	83	11	38	49	39/78
Shaunnessy, Scott	1983-87	152	19	72	91	105/266
Shaunnessy, Colin	1986-89	52	1	7	8	53/115
Sheen, Colin	1997-01	105	2	7	9	42/92

Player	Years	Games	G	A	Pts	Pen/Min
Sherman, —	1934-35	2	0	0	0	—/—
Shoemaker, Bill	1939-42	33	4	6	10	14/28
Silk, Dave	1976-79	85	70	73	143	54/127
Simpson, Steve	1979-81	19	0	2	2	0/0
Sinclair, Marc	1979-83	110	44	42	86	48/112
Skladany, Frantisek	2000-04	145	34	60	94	25/77
Slade, Kenneth	1931-32	3	0	0	0	—/—
Smith, Bob	1960-63	72	47	52	99	—/30
Smith, James	1931-34	30	6	4	10	—/—
Smith, James	1945-48	2	0	0	0	0/0
Smith, Les	1980-81	18	0	0	0	5/10
Smith, Russell	1932-35	32	21	15	36	—/—
Smolinsky, Steve	2005-09	41	2	2	4	2/4
Snow, Randell	1928-29	5	0	0	0	—/—
Sobeski, Mike	1964-67	92	54	64	118	—/72
Solomine, E.J.	2003-04	6	0	0	0	1/2
Spang, Dan	2002-06	146	20	50	70	27/62
Spang, John	1941-42	1	0	0	0	0/0
Spinney, Don	1959-62	68	15	22	37	—/18



SCOTT SHAUNNESSY



DAVID SILK



FRANTISEK SKLADANY

Spinney, Hazen	1919-20	2	0	0	0	—/—
St. Hillaire, Gene	1945-46	3	0	0	0	0/0
Stanfield, Vic	1972-75	92	31	129	160	28/56
Sterling, George	1922-23	8	4	0	4	—/—
Stirling, Steve	1968-71	87	60	94	154	—/47
Stone, Walt	1942-43, 46-47	13	6	9	15	0/0
Strait, Brian	2006-09	111	5	18	23	52/133
Sullivan, Bill	1955-58	23	32	34	66	—/22
Sullivan, Chuck	1982-85	79	24	24	48	14/28
Sullivan, Henry	1939-42	39	0	0	0	0/0
Sullivan, John	1942-43	4	0	0	0	0/0
Sullivan, Mike	1986-90	141	61	77	138	48/104
Sullivan, Sean	2003-07	155	9	34	43	34/68
Sullivan, Warren	1919-20	1	1	0	1	—/—
Sunderland, Bob	1973-76	68	3	32	35	30/68
Sutherland, Al	1956-57	—	0	2	2	—/12
Sween, Jeff	1984-88	128	43	29	72	36/74
Sweeney, Bill	1955-58	19	25	30	55	—/8
Sylvia, Bob	1962-65	77	34	30	64	—/19
Sylvia, Mike	1994-98	153	54	66	120	74/159
Taylor, John	1933-34	2	0	0	0	—/—
Thiesing, David	1983-87	123	6	17	23	25/50
Thomassian, Eric	2003-07	74	6	17	23	7/22
Thornton, Peter	1969-72	71	19	29	48	14/61
Thornton, Steve	1991-95	149	59	84	143	33/69
Tiano, John	1983-84	15	3	4	7	2/4
Tkachuk, Keith	1990-91	36	17	23	40	31/66
Todaro, Jim	1963-66	77	11	24	35	—/10
Tomlinson, David	1987-91	152	77	102	179	81/172
Toohy, Paul	1930-31	8	0	1	1	2/—
Toomey, Dick	1967-70	86	51	64	115	—/10
Topezer, Frank	1951-53	—	10	7	17	—/6
Trentini, Ron	1988-90	16	1	1	2	0/0
Trivino, Corey	2008-09	32	6	7	13	7/14
Tutuny, Charles	1952-53	—	3	7	10	—/28
Ullman, John	1931-34	26	1	0	1	—/—
Vachon, Nick	1990-92	24	6	8	14	6/12
Valle, Dick	1966-68	11	0	0	0	—/0
Van Camp, Carl	1982-83	7	1	2	3	3/6
Van der Gulik, David	2002-06	131	52	41	93	91/206
Viano, Charles	1924-28	38	9	1	10	—/—
Vito, Ralph	1955-56	—	0	0	0	—/5
Von Stefanelli, Phil	1987-91	152	20	61	81	63/144
Vuori, Juha	1997-00	89	14	24	38	39/78
Wakabayashi, Herb	1966-69	92	55	90	145	—/27
Walker, John	1930-33	20	4	2	6	—/—
Walker, John	1938-39	14	0	0	0	0/0

# ALL-TIME LETTER WINNERS



DAVID TOMLINSON



HERB WAKABAYASHI



JIM WOOD

Player	Years	Games	G	A	Pts	Pen/Min
Walsh, Brendan	1995-97	65	13	24	37	70/167
Walsh, Jim	1942-43	8	0	0	0	4/8
Walworth, Walter	1942-43	3	0	0	0	0/0
Warner, David	1970-73	58	3	15	18	13/34
Warshaw, Bernard	1935-36, 37-38	3	0	0	0	0/0
Warsofsky, David	2008-09	45	3	20	23	14/28
Weaver, Ronald	1929-33	36	8	5	12	5/—
Welch, Alan	1961-62	10	5	2	7	—/2
Wennberg, Carl	1948-50	15	7	12	19	1/2
Wennerberg, William	1921-26	18	0	0	0	—/—
Werner, Kris	1985-88	77	1	10	11	16/32
Wesson, Dexton	1933-36	33	5	7	12	2/4
Weston, Bob	1997-99	10	0	2	2	1/2
Weston, Ryan	2004-08	146	9	17	26	53/133
Whalen, Paul	1951-53	—	17	28	45	—/14
Whalen, Thomas	1942-43	7	2	1	3	3/6
Whelton, Bill	1978-81	84	10	37	47	48/101

Player	Years	Games	G	A	Pts	Pen/Min
Whiting, Warren	1953-54	—	2	2	4	—/10
Whitman, —	1923-24	1	0	0	0	—/—
Whitmore, Holmes	1927-31	41	26	4	30	2/--
Whitney, Ryan	2001-04	107	16	43	59	60/152
Wight, Russell	1931-34	25	0	0	0	—/—
Wilkins, Ray	1937-40	21	4	8	12	9/18
Williams, Lytle	1937-39	6	0	1	1	0/0
Wilson, Arthur	1930-32	21	3	1	4	4/—
Wilson, Colin	2007-09	80	29	61	90	33/74
Wisener, David	1971-73	58	31	30	61	32/72
Wood, Doug	1992-96	147	21	44	65	112/249
Wood, Ian	1985-89	41	5	5	10	7/16
Wood, Jim	1964-67	90	22	33	55	—/20
Woodward, Albert	1935-38	31	25	11	36	14/28
Wright, Eddie	1966-69	65	29	33	62	—/12
Wright, Matt	1993-97	107	25	25	50	49/122
Yetten, Peter	1968-71	49	0	11	11	—/18
Yip, Brandon	2005-09	139	45	63	108	99/234
Young, Scott	1985-87	71	31	34	65	—/18
Zancanaro, Brad	2002-06	161	34	56	90	67/153
Zanetti, Mario	1951-53	—	26	24	50	/20
— Unknown						

## GOALTENDER LETTER WINNERS

Player	Years	GP	Minutes	GA	GAA	Saves	Pct.	W	L	T
Barich, Bob	1979-83	40	2291:33	153	4.01	1086	.877	16	22	0
Bennett, Brett	2006-08	32	1840:12	79	2.58	635	.889	17	10	3
Bise, Chris	1990-91, 93-94	2	18:12	4	13.19	6	.600	0	0	0
Bradley, John	1987-91	47	2659:47	175	3.95	1205	.873	25	15	3
Brady, Dan	1969-72	51	2770:00	105	2.27	991	.904	41	6	1
Bresnehan, John	1972-73	3	40:00	1	1.50	10	.909	0	0	0
Brueckner, Stefan	1969-71	3	80:00	3	2.25	13	.813	1	0	0
Cashman, Scott	1989-93	99	5679:56	320	3.38	2468	.885	60	31	4
Craig, Jim	1976-79	65	3846:12	243	3.79	1816	.882	50	10	3
Crisafulli, David	1965-67	11	100:00	2	1.20	22	.917	0	0	0
Curry, John	2003-07	107	6271:11	217	2.07	2606	.923	59	29	15
Daskalakis, Cleon	1980-84	87	4869:38	257	3.17	2440	.905	53	25	4
Deraney, Bob	1983-87	41	2316:36	140	3.63	1106	.888	21	12	4
Devlin, Pat	1973-76	29	1611:00	106	3.95	692	.867	21	5	0
DiPietro, Rick	1999-00	29	1791:13	73	2.45	762	.913	18	5	5
Durocher, Brian	1974-78	65	3698:00	246	3.99	1572	.865	47	13	1
Eberly, Glen	1960-63	43	2550:00	198	4.66	1471	.881	14	29	1
Fennie, Mark	1967-69	18	670:00	29	2.60	252	.897	6	2	1
Ferreira, Jack	1963-66	78	4530:30	195	2.58	1653	.894	52	24	2
Ferullo, Shawn	1993-97	9	62:37	6	5.75	35	.854	0	0	0
Fields, Sean	2000-04	123	7308:13	322	2.64	3055	.905	62	44	14
Fila, Andy	1963-65	6	180:00	12	4.00	69	.852	0	2	0
Fish, Peter	1984-89	67	3823:33	274	4.30	2001	.880	28	32	4
Gillespie, Karson	2004-08	22	966:14	46	2.86	369	.889	6	8	2
Herlofsky, Derek	1991-95	72	4025:46	182	2.71	1540	.894	49	14	5
Kelley, Paul	1951-53	—	—	—	—	—	—	—	—	—
Kraus, Adam	2007-08	2	118:47	8	4.04	48	.857	1	1	0
LaFort, Bryan	1988-89	11	584:24	48	4.93	273	.850	3	7	0
Larocque, Michel	1995-99	97	5643:09	267	2.84	2412	.900	57	27	9
Levin, Henry	1955-58	—	—	7	—	45	.865	0	0	0
McCann, Jim	1966-69	62	3281:24	156	2.85	1269	.891	38	17	2
McKersie, J.P.	1991-96	48	2401:10	123	3.07	984	.889	28	7	3
Millan, Kieran	2008-09	35	2072:50	67	1.94	776	.921	29	2	3
Noble, Tom	1994-98	79	4491:50	209	2.79	1718	.892	55	16	5
Parlante, Chris	1962-63	1	5:00	0	0.00	0	.000	0	0	0
Plante, Bruce	1961-63	10	335:00	28	5.01	144	.837	0	4	0
Regan, Tim	1969-72	46	2490:00	99	2.39	985	.909	32	7	1
Robillard, Joe	1971-74	8	265:00	13	2.94	98	.883	3	0	0
Rollheiser, Grant	2008-09	12	647:47	23	2.13	201	.897	6	4	1
Ryan, Wayne	1964-67	44	2376:36	100	2.52	905	.900	29	6	1
Silberberg, Sydney	1925-29	23	—	38	—	—	—	12	6	2
Siwiec, Stephen	2002-06	3	996:12	49	2.95	398	.890	8	5	3
Taillefer, Terry	1983-87	76	4260:24	242	3.41	2030	.893	38	23	7
Tanner, Ron	1958-59	23	1360:00	73	3.22	558	.884	13	8	2
Tansey, Bill	1957-60	10	620:00	96	9.29	618	.866	7	3	0
Tapp, Jason	1998-02	50	2650:04	148	3.35	1102	.882	18	22	4
Urbanski, Barry	1958-61	41	2480:00	166	4.02	1408	.895	22	19	0
Walsh, Ed	1971-74	59	3318:00	160	2.89	1633	.911	41	14	1
Warren, Andy	1999-03	3	11:28	1	5.23	6	.857	0	0	0
Weisman, Jeff	1978-82	40	2337:30	166	4.26	1159	.875	20	19	0
Weiss, Saul	1968-70	1	2:03	0	0.00	0	.000	0	0	0
Wels, Bob	1977-78	1	15:00	3	12.00	6	.667	0	0	0



DAN BRADY



JIM CRAIG




RICK DIPIETRO



SEAN FIELDS



MICHEL LAROCQUE



JEFF WEISMAN

## ALL-TIME JERSEY NUMBERS

## #1

Years Worn	Player
1917-27	unknown
1927-28	Sydney Silberberg
1928-35	unknown
1935-36	Dexter Wesson
1936-37	Russell Lynch
1937-39	unknown
1939-40	Henry Sullivan
1940-47	unknown
1947-50	Ralph Bevins
1950-51	Dick Bradley
1951-53	Paul Kelley
1953-54	unknown
1954-55	John Aiken
1955-56	Ralph Vito
	Joe Tellier
1956-58	Henry Levin
1958-60	Bill Tansey
1960-61	Rudi Schiffer
1960-63	Glen Eberly
1962-63	Bruce Plante
1963-64	Hugh Inglis
1963-65	Andy Fila
1963-66	Jack Ferreira
1964-67	David Crisafulli
	Wayne Ryan
1966-69	Jim McCann
1967-69	Mark Fennie
1968-69	Saul Weiss
1969-71	Stefen Brueckner
1969-72	Tim Regan
1971-74	Ed Walsh
1974-78	Brian Durocher
1978-82	Jeff Weisman
1982-89	not worn
1989-93	Scott Cashman
1993-97	Shawn Ferullo
1997-98	Ian Arougheti
1998-99	Dave Magid
1999-02	not worn
2002-06	Stephen Siwiec
2006-	not worn

## #2

1917-27	unknown
1927-28	William Gibson
1928-29	unknown
1929-30	Bob Elliott
1930-39	unknown
1939-40	Ed Richardson
1940-47	unknown
1947-48	James Smith
1948-49	unknown
1949-50	Dick Bradley
1950-51	Paul Kelley
1951-53	Bob Bradley
1953-54	unknown
1954-55	Ed Hart
1955-56	Ralph Vito
1956-57	Dan Heffernan
	Al Sutherland
1957-58	Bill Tansey
1958-59	Ron Tanner
1959-61	Barry Urbanski
1961-62	Bruce Plante
1962-64	Alden Sampson
1964-65	Ray Payne
1965-67	Donald Lumley
1967-70	Wayne Decker
1969-70	Peter Thornton
1970-72	Bob Brown
1972-76	Peter Brown
1976-77	John McClellan
1977-78	not worn
1978-81	Bill Whelton
1981-83	Jerry August
1983-87	David Thiesing
1987-89	Steve Shaunessy
1989-91	Peter Ahola
1991-95	Kaj Linna
1995-99	Dan Ronan
1999-03	Mike Bussoli
2003-04	Sean Sullivan
2004-05	Dan McGoff
2005-06	Kevin Kieft
2006-09	Eric Gryba

## #3

1917-27	unknown
1927-28	Hugo Nelson
1928-29	unknown
1929-30	Richard French
1930-35	unknown
1935-36	Tom Hartigan
1936-37	William Hardiman
1937-49	unknown
1949-51	Joe Folino
1951-52	Bernie Russell
1952-53	Dick Lee
1953-54	unknown
1954-55	Mike Manning
1955-56	Bob Buell
1956-62	not worn
1962-63	Ken Ross
1963-66	Tom Ross
1966-69	Jim Dakin
1969-70	Bill Fenwick
1970-72	not worn
1972-73	Vic Stanfield
1973-74	not worn
1974-77	Gary Fay
1977-81	Bill Cotter
1981-82	Bruce Milton
1982-85	Dale Dunbar
1985-87	Jay Octeau
1987-89	Chris Lappin
1989-91	Tony Amonte
1991-92	Adrian Aucoin
1992-96	Chris O'Sullivan
1996-97	not worn
1997-99	Joe DiPenta
1999-01	not worn
2001-03	Ryan Whitney
2003-07	Kevin Schaeffer
2007-09	Kevin Shattenkirk

## #4

1917-27	unknown
1927-28	Charles Viano
1928-29	unknown
1929-30	Richard Lombard
1930-35	unknown
1935-36	Russell Lynch
1936-37	William Hauser
1937-49	unknown
1949-50	Ed Cahoon
1950-51	George Cogan
1951-53	Ray Kelley
1953-54	unknown
1954-56	Dick McAdoo
1956-62	not worn
1962-63	Ed Crotty
1963-64	Jack McGarry
1964-67	Brian Gilmour
1967-68	John Crawley
1968-71	Peter Yetten
1971-72	Ray Fowle
1972-73	Jerry Gryp
1973-74	not available
1974-75	Jerry Gryp
1975-76	Mike Fidler
1976-79	Marc Hetnik
1979-81	Mark Fidler
1981-83	George Klapes
1983-87	Scott Shaunessy
1987-91	Phil Von Stefanelli
1991-94	Dan Donato
1994-98	Chris Kelleher
1998-02	Chris Dyment
2002-03	Dan Spang
2003-04	Adam Dunlap
2004-07	Sean Sullivan
2007-08	not worn
2008-09	Ryan Ruikka

## #5

1917-27	unknown
1927-30	Benjamin Currier
1930-36	unknown
1936-37	Robert Kelly
1937-39	unknown
1939-40	Paul Brown
1940-47	unknown
1947-48	Jerome Gleason
1948-49	unknown
1949-52	Bob Barrett

1952-53	Bob Rousseau
1953-54	unknown
1954-55	Bob Buell
1955-56	Tony Cicoria
1956-62	not worn
1962-64	Allen Comeau
1964-67	Fred Bassi
1967-70	Dick Toomey
1970-72	Bill Flynn
1972-73	not worn
1973-76	John McClellan
1976-77	not worn
1977-81	Tim Kimball
1981-85	Joe Delorey
1985-87	Jim Ennis
1987-91	Tom Dion
1991-92	not worn
1992-96	Doug Wood
1996-98	Tom Poti
1998-02	Pat Aufiero
2002-06	John Laliberte
2006-08	Kevin Kieft
2008-09	David Warsofsky

## #6

1917-27	unknown
1927-28	John Lawless
1928-29	unknown
1929-30	Ronald Weafer
1930-36	unknown
1936-37	Callahan
1937-47	unknown
1947-48	William Kirrane
1948-49	unknown
1949-52	Dick Kelley
1952-53	Ed Hart
1953-54	unknown
1954-55	Joe Tellier
1955-56	Bob Dupuis
1956-62	not worn
1962-63	Bennett McInnis
1963-64	retired for season
1964-66	Mike Sobeski
1966-68	Jack Parker
1968-69	Bob Johnson
1969-72	not worn
1972-73	Peter Marzo
1973-76	Chris Bannerman
1976-77	Pat McMahon
1977-79	Scott Nieland
1979-80	not worn
1980-81	Les Smith
1981-82	not worn
1982-86	Chris Matchett
1986-87	Steve Shaunessy
1987-88	Mark Kryz
1988-92	Mark Brownschilde
1992-93	not worn
1993-94	Shane Johnson
1994-95	not worn
1995-99	Albie O'Connell
1999-03	Brian Collins
2003-07	Kenny Roche
2007-09	Joe Pereira

## #7

1917-27	unknown
1927-28	Ovila Gregoire
1928-29	unknown
1929-30	Burton Grodberg
1930-35	unknown
1935-37	Gerry Desrosiers
1937-39	unknown
1939-40	Joe Conaty
1940-49	unknown
1949-50	Lloyd Robinson
1950-51	not worn
1951-53	Tony Cicoria
1953-54	unknown
1955-56	Jack Carruthers
1956-62	not worn
1962-64	Richard Green
1964-66	Bruce Fennie
1966-67	Jim Quinn
1967-70	Mike Hyndman
1970-72	Ric Jordan
1972-73	Buddy Powers
1973-74	not worn
1974-75	Buddy Powers
1975-79	John Fox

1979-80	Rob Davies
1980-84	T.J. Connolly
1984-88	David Quinn*
1988-91	Mark Kryz
1991-95	Rich Brennan
1995-97	Rich Alger
1997-01	Colin Sheen
2001-03	Bryan Miller
2003-06	David Van der Gulik
2006-09	Brian Strait
	* did not dress for 1987-88 season

## #8

1917-27	unknown
1927-28	Richard Lombard
1928-29	unknown
1929-30	Leo Baron
1930-35	unknown
1935-36	Albert Woodward
1936-37	Joseph O'Sullivan
1937-47	unknown
1947-50	Irving Haynes
1950-53	Jerry Denning
1953-54	unknown
1954-55	Bill McDonnell
1955-56	Don MacLeod
1956-62	not worn
1962-63	not worn
1963-64	Mike O'Connell
	Mike Mulhall
	Jim Wood
	Dick Valle
1964-67	Eugene Fortier
1967-68	Paul Giandomenico
1968-69	Pete McCann
1969-72	Terry Meagher
1972-73	John Melanson
1973-76	Paul Miller
1976-77	Tom O'Regan
1977-79	Joe Cappellano
1979-83	not worn
1983-85	Rob Regan
1985-86	Mike Bavis
1986-90	Bill Pierce
1990-93	Carl Corazzini
1993-97	not worn
1997-99	Steve Greeley
1999-00	Ryan Weston
2000-04	Steve Smolinsky
2004-05	
2005-09	

## #9

1917-27	unknown
1927-28	Holmes Whitmore
1928-29	unknown
1929-30	Robert Goodale
1930-35	unknown
1935-36	Al Carvelli
1936-37	William Freeman
1937-47	unknown
1947-48	Larry Dutton
1948-49	unknown
1949-52	Jack Martin
1952-55	Tom Dwyer
1955-56	Mike Manning
1956-62	not worn
1962-63	Francis McFaul
1963-66	Vic Conte
1966-67	Mike Sobeski
1967-68	John Cooke
1968-71	Steve Stirling
1971-72	Jim Connors
1972-76	Bill Robbins
1976-79	John Bethel
1979-80	Grant Goegan
1980-83	Dan Carnevale
1983-87	Ed Lowney
1987-89	Mike Lappin
1989-93	Petteri Koskimaki
1993-97	Shawn Bates
1997-01	Scott Perry
2001-05	Brian McConnell
2005-09	Ryan Weston
2008-09	Corey Trivino

## #10

1917-27	unknown
1927-28	William Goodale
1928-35	unknown
1935-37	George Hoar
1937-39	unknown
1939-40	John Chambers
1940-47	unknown



1947-48	Benjamin Forbes
1948-49	unknown
1949-51	Joe Czarnota
1950-51	unknown
1951-52	Bob Rousseau
1952-53	Charles Tutuny
1953-54	unknown
1954-56	Joe Quinn
1956-57	Bob Knight
1957-59	Lawrence Creighton
1959-62	Don Goguen
1962-63	Leo Maloney
1963-64	Manuel Eads
1964-65	Ken Ross
1965-68	Bill Riley Jr.
1968-70	not worn
1970-73	Ray Cournoyea
1973-75	Vic Stanfield
1975-76	Marc Hetnik
1976-79	Dave Silk
1979-80	Todd Johnson
1980-82	Mike Jantzi
1982-83	Carl Van Camp
1983-85	Jay Oceau
1985-88	Jeff Sveen
1988-91	Ed Ronan
1991-94	Jon Jenkins
1994-98	Peter Donatelli
1998-00	Mike DiMella
2000-03	not worn
2003-04	E.J. Solomine
2004-05	Bryan Ewing
2005-09	Chris Higgins

## #11

1917-29	unknown
1929-30	Paul Bergholtz
1930-36	unknown
1936-37	Harry Cleverly
1937-39	unknown
1939-40	Howard Blasenak
1940-47	unknown
1947-50	William Jurgelevich
1950-51	Walter Fife
1951-53	Mario Zanetti
1953-54	unknown
1954-56	Len Driscoll
1956-58	Sarge Kinlin
1958-59	Barry Urbanski
1959-60	Bill Blainey
1960-62	Edmund Connors
1962-63	not worn
1963-64	Ray Payne
1964-67	Pete McLachlan
1967-68	not worn
1968-71	Wayne Gowing
1971-73	David Wisener
1973-76	Peter Marzo
1976-79	Bob Boileau
1979-81	Daryl MacLeod
1981-85	Kevin Mutch
1985-88	Tom Ryan
1988-89	Matt Pesklewis
1989-90	not worn
1990-91	Scott Lachance
1991-93	Mark Bavis
1993-96	Bob Lachance
1996-00	Bobby Hanson
2000-01	not worn
2001-03	John Sabo
2003-06	Dan Spang
2006-07	not worn
2007-09	Zach Cohen

## #12

1917-29	unknown
1929-30	Isidore Borofsky
1930-35	unknown
1935-36	Neil Powell
1936-37	Richard Dow
1937-47	unknown
1947-48	Don Cleary
1948-49	unknown
1949-51	Bob Dupuis
1951-52	Dick Lee
1952-53	Bob Mills
1953-54	unknown
1954-56	John McComb
1956-57	unknown
1956-59	Larry Creighton
1959-62	Ron DiVincenzo
1962-63	Dave Mahoney
	John McBride

1963-64	Bill Jackson
1964-66	Jim Quinn
1966-69	Serge Boily
1969-72	John Danby
1972-73	Dick DeCloe
1973-74	Buddy Powers
1974-75	Mike Fidler
1975-76	Bob Sunderland
1976-77	Steve Gibson
1977-79	Mark Fidler
1979-82	Paul Fenton
1982-84	Denis LaGarde
1984-86	Brad MacGregor
1986-87	Brian Foreman
1987-89	Mike Kelfer
1989-93	Kevin O'Sullivan
1993-96	Mike Grier
1996-97	not worn
1997-01	Nick Gillis
2001-02	not worn
2002-06	Brad Zaccannaro
2006-08	not worn
2008-09	Chris Connolly

## #13

1917-36	unknown
1936-37	Veto Neviackas
1937-39	unknown
1939-40	Bill Shoemaker
1940-50	unknown
1950-51	not worn
1951-56	unknown
1956-58	Jack Carruthers
1958-60	Andy Giuliotti
1960-62	Peter Fitzgerald
1962-82	not worn
1982-84	Brad MacGregor
1984-88	not worn
1987-88	Ed Ronan
1988-	not worn
2007-09	Nick Bonino

## #14

1917-29	unknown
1929-30	Holmes Whitmore
1930-36	unknown
1936-37	Chester Chilson
1937-47	unknown
1947-48	Donald Dockrell
1948-50	unknown
1950-52	Bill Downing
1952-53	Paul Whalen
1953-54	unknown
1954-55	David Maddison
1955-56	Curtis Ford
1956-57	Daniel Kelly

1957-58	Lawrence Creighton
1958-61	not worn
1961-62	Pete McCann
1962-63	Leonard Holmes
1963-64	Mike Denihan
1964-65	Dennis O'Connell
1965-66	Charlie Morgan
1966-67	John Labanara
1967-70	Dick Valle
1970-71	Larry Davenport
1971-74	Olivier Prechac
1974-77	not worn
1977-79	Bob Dudley
1979-80	John Corriveau
1980-81	Paul Miller
1981-82	Mark Pierog
1982-84	Fred Barker
1984-86	John Tiano
1986-87	Brian Foreman
1987-90	Mike Sullivan*
1990-92	Joe Sacco
1992-93	Nick Vachon
1993-94	Bob Lachance
1994-97	not worn
1997-99	John Hynes
1999-01	Russ Bartlett
2001-02	Carl Corazzini
2002-06	not worn
2006-07	Jekabs Redlihs
2007-08	Zach Cohen
2008-09	not worn
	Andrew Glass

\* white jersey only

## #15

1917-29	unknown
1929-30	Carl Clem
1930-36	unknown
1936-37	Carl Engberg
1937-47	unknown
1947-48	Lloyd Robinson
1948-50	unknown
1950-52	Jack Kelley
1952-53	Art Shannon
1953-54	Bob Crocker
1954-55	Bob Crocker
1955-58	Bill Sweeney
1958-61	Russ McCurdy
1961-62	Alan Fuller
1962-65	Bob Martell
1965-66	Jack Parker
1966-67	Charlie Morgan
1967-68	Paul Fontas
1968-70	Bruce Hattton
1970-73	not worn
1973-77	Rick Meagher
1977-80	Bill LeBlond
1980-81	Todd Johnson
1981-84	Mark Pierog
1984-88	Eric Labrosse
1988-91	Shawn McEachern
1991-94	Mike Pomichter
1994-98	Mike Sylvia
1998-02	Jack Baker
2002-04	Ken Magowan
2004-05	Kevin Kieft
2005-09	John McCarthy

## #16

1917-29	unknown
1929-30	Jacob Arkin
1930-36	unknown
1936-37	Herbert Kaiser
1937-47	unknown
1947-48	Jack Clopeck
1948-50	unknown
1950-53	Paul Cleary
1953-55	unknown
1955-56	Bill Sullivan
1956-57	Tim Corkery
1957-58	Dave MacLeod
1958-59	Bill Quinn
1959-61	Dave MacLeod
1960-61	Dick Fogerty
1961-62	Francis McFaun
1962-64	Bob McCabe
1964-66	Dennis O'Connell
1966-69	Darrell Abbott
1969-72	Guy Burrows
1972-76	Ken Kuzyk
1976-79	Mickey Mullen
1979-80	Scott Nieland
1980-81	Rob Davies
1981-82	Cesare Carlacci
1982-85	Chuck Sullivan
1985-86	not worn
1986-87	Mike Kelfer
	John Matterazzo
1987-88	not worn
1988-93	David Sacco
1993-94	not worn
1994-95	Ken Rausch
1995-96	not worn
1996-00	Chris Heron
2000-04	Gregg Johnson
2004-08	Pete MacArthur
2008-09	Kevin Gilroy

## #17

1917-29	unknown
1929-30	Hugo Nelson
1930-35	unknown
1935-36	Sydney Borofsky
1936-37	Carlton Chandler
1937-39	unknown
1939-40	John Elliot
1940-47	unknown
1947-48	Bob Bell
1948-49	unknown
1949-51	Jack Garrity
1951-53	Dick Rodenhiser
1953-54	unknown
1954-56	Jack Murphy

1956-57	Mike Manning
1957-60	Bob Marquis
1960-62	not worn
1962-63	Bob Smith
1963-64	Bruce Fennie
1964-66	Shaun Quinlan
1966-69	Bill Hinch
1969-70	not worn
1970-72	Bob Gryp
1972-73	Bill Bishop
1973-75	Bill Burlington
1975-79	Jack O'Callahan
1979-83	Marc Sinclair
1983-84	not worn
1984-87	Clark Donatelli
1987-91	David Tomlinson
1991-92	John Litley
1992-96	Jay Pandolfo
1996-00	Greg Quebec
2000-04	Frantisek Skladany
2004-07	Eric Thomassian
2007-09	Victor Saponari

## #18

1917-35	unknown
1935-36	Herbert James
1936-37	Warren McPhee
1937-39	unknown
1939-40	Bob Lange
1940-47	unknown
1947-50	Dana Hixon
1950-51	Roger Merrill
1951-55	John Burns
1955-56	Jack DeCelles
1956-57	Joe Quinn
1957-60	Bill McCormack
1960-62	Bob Smith
1962-63	Bob Rowan
1963-65	Lyman Carter
1965-66	Frank D'Orio
1966-69	Herb Wakabayashi
1969-70	Ted Bryand
1970-73	Steve Dolloff
1973-75	Bill Bishop
1975-76	not worn
1976-80	Tony Meagher
1980-84	Chris Mays
1984-85	Tom Ryan
1985-86	Mike Kelfer
1986-87	John Preston
1987-89	not worn
1989-90	Mike Bavis
1990-94	Jon Pratt
1994-98	Chris Drury
1998-01	Dan Cavanaugh
2001-05	Matt Radoslovich
2005-09	Brandon Yip

## #19

1917-36	unknown
1936-37	— Boudakian
1937-49	unknown
1949-50	Bob Bell
1950-51	Mario Casali
1951-52	Paul Norden
1952-53	Frank Toperzer
1953-55	unknown
1955-56	Sarge Kinlin
1956-58	Tony Cicoria
1958-59	not worn
1959-62	George Flynn
1962-65	Don Spinney
1965-67	Bob Sylvia
1967-69	John Cooke
1969-70	Eddie Wright
1970-72	Bob Gryp
1972-73	Ron Anderson
1973-76	not worn
1976-77	Bill Buckton
1977-79	Mike Pidgeon
1979-80	Daryl MacLeod
1980-81	Don Marshall
1981-82	not worn
1982-83	Denis LaGarde
1983-87	not worn
1987-89	John Cullen
1989-91	Ian Wood
1991-95	Alexander Legault
1995-97	Steve Thornton
1997-99	Brendan Walsh
1999-02	Bob Weston
2002-03	Mike Pandolfo
	David Van der Gulik

## ALL-TIME LETTER WINNERS

2003-04 Ryan Whitney  
2004-05 Chris Bourque  
2005-08 Dan McGoff  
2008- not worn

## #20

1917-36 unknown  
1936-37 Robert Colburn  
1937-47 unknown  
1947-50 Walt Anderson  
1950-51 not worn  
1951-52 Frank Toperzer  
1952-54 unknown  
1954-55 Doug Mitchell  
1955-56 not worn  
1956-57 John Dooley

1957-60 Louis Lovely  
1960-61 Pat Enright  
1961-62 Bob Rowan  
1962-63 Ken Ross  
1963-66 Edmund Connors  
1966-69 Jim Todaro  
1969-72 Mickey Gray  
1972-75 Bob Murray  
1975-78 Jim Lowell  
1978-79 Matt Marden  
1979-80 Rob Davies  
1980-84 not worn  
1980-84 Bob Darling  
1984-85 not worn  
1985-88 Kris Werner  
1988-89 not worn  
1989-91 Mark Bavis  
1991-94 Ken Rausch  
1994-98 Jeff Kealty  
1998-99 David LoPresti  
1999-03 Ryan Priem  
2003-04 not worn  
2004-08 Craig Sanders  
2008- not worn

## #21

1917-36 unknown  
1936-37 Bud Cowdery  
1937-49 unknown  
1949-52 Keith Barnhill  
1952-55 unknown  
1955-56 Art Carriere  
1956-58 Bob Dupuis  
1958-59 John Dooley  
1959-61 Paul Hughes  
1961-62 Bennett McInnis  
1962-65 not worn  
1965-66 Steve McBride  
1966-67 not worn  
1967-69 Glen Gama  
1969-72 Don Cahoon  
1972-73 Paul O'Neil  
1973-77 Mike Eruzione  
1977-78 John Melanson  
1978-79 not worn  
1979-80 Kevin Callaghan  
1980-81 Dale Dunbar  
1981-82 Scott Manty  
1982-84 Cesare Caracci  
1984-85 Jeff Sveen  
1985-86 not worn  
1986-89 Peter Headon  
1989-91 Chris McCann  
1991-95 Mike Prendergast  
1995-96 not worn  
1996-00 Tommi Degerman  
2000-01 not worn  
2001-03 Justin Maiser  
2003-07 Tom Morrow  
2007-09 Jason Lawrence

## #22

1917-55 unknown  
1955-56 Forbes Keith  
1956-58 Don MacLeod  
1958-61 John Leahy  
1961-62 Allen Comeau  
1962-65 not worn  
1965-66 Ray Payne  
1966-67 John Crawley  
1967-69 Blaine Maus  
1969-73 not worn  
1973-74 Dana Sennett  
1974-75 not worn  
1975-77 Vince Mullins  
1977-79 not worn

1979-81 Jerry August  
1981-82 Tim Little  
1982-86 Tony Majkocak  
1986-89 Ville Kentala  
1989-93 Dave Dahlberg  
1993-97 Matt Wright  
1997-00 Juha Vuori  
2000-04 not worn  
2004-05 Brian McGuirk  
2005-07 Jason Lawrence  
2007-08 not worn  
2008-09 Ross Gaudet

## #23

1917-39 unknown  
1939-40 Bob Lind  
1940-55 unknown  
1955-56 Bill McDonnell  
1956-58 Art Carriere  
1958-60 Bill Robinson  
1960-62 Mike Denihan  
1962-67 not worn  
1967-68 Terry Kirby  
1968-69 not worn  
1969-70 Coleman Donaldson  
1970-73 Larry Abbott  
1973-76 not worn  
1976-78 Dick Lamby  
1978-79 Grant Goegan  
1979-80 not worn  
1980-81 Steve Simpson  
1981-83 not worn  
1983-86 Paul Gerlitz  
1986-88 Matt Pesklewis  
1988-89 Jack MacDougall  
1989-90 not worn  
1990-94 Doug Friedman  
1994-95 not worn  
1995-96 Scott King  
1996-97 not worn  
1997-98 Ryan Campbell  
1998-00 not worn  
2000-04 Mark Mullen  
2004-08 Ryan Monaghan  
2008- not worn

## #24

The number 24 was retired in honor of Travis Roy at the start of the 1999-2000 season. It is the only retired number in Terriers' hockey history.

1917-55 unknown  
1917-55 Henry Levin  
1955-56 Richard Lyons  
1956-57 Allen Jarasitis  
1957-60 Jim Higgins  
1960-62 not worn  
1962-68 Thomas Holmen  
1968-69 not worn  
1969-70 David Warner  
1970-73 Bob Sunderland  
1973-75 Bob Boileau  
1975-76 not worn  
1976-77 Todd Johnson  
1977-79 George Klapes  
1979-81 not worn  
1981-82 Peter Marshall  
1982-86 Mike Sullivan\*  
1986-90 Keith Tkachuk  
1990-91 not worn  
1991-92 Jacques Joubert  
1992-95 Travis Roy  
1995-96 not worn  
1996-99 Retired - Travis Roy  
1999- \* red jersey only for 1986-87 season

## #25

1917-56 unknown  
1956-58 Bill Sullivan  
1958-60 Jim Cross  
1960-62 John McBride  
1962-69 not worn  
1969-70 Joe Meehan  
1970-72 Peter Thornton  
1972-73 Bill Burlington  
1973-74 Gary Fay  
1974-75 not worn  
1975-76 Mickey Mullen  
1976-80 not worn

1980-81 Bruce Milton  
1981-82 not worn  
1982-83 Joe Cappellano  
1983-84 Steve Crozier  
1984-85 Pat Scobie  
1985-87 Scott Young  
1987-91 Darin MacDonald  
1991-92 not worn  
1992-93 John Lilley  
1993-94 Jon Coleman  
1994-96 not worn  
1996-97 Dan LaCouture  
1997-98 not worn  
1998-99 Mike Pandolfo  
1999-00 not worn  
2000-02 Ken Magowan  
2000-03 not worn  
2002-03 Eric Thomassian  
2003-04 Pat Percella  
2004-05 not worn  
2005-07 Colby Cohen  
2007-09 not worn

## #26

1917-56 unknown  
1956-57 Paul DiGuglielmo  
1957-58 Jim MacKay  
1958-59 not worn  
1959-61 Bill Quinn  
1961-69 not worn  
1969-70 Don Cahoon  
1970-72 not worn  
1972-73 Jim Glover  
1973-74 Stan Mescon  
1974-75 not worn  
1975-76 Bill O'Neill  
1976-77 Bill LeBlond  
1977-85 not worn  
1985-86 Peter Headon  
1986-87 Ian Wood  
1987-89 Chris McCann  
1989-90 Stephen Foster  
1990-91 not available  
1991-94 Stephen Foster  
1994-97 Jon Coleman  
1997-01 Keith Emery  
2001-03 David Klema  
2003-06 not worn  
2006-09 Luke Popko

## #27

1917-56 unknown  
1956-57 Dan Heffernan  
1957-59 Jim Cross  
1959-60 Forbes Keith  
1959-60 John Riley  
1960-62 Dave Carver  
1962-70 not worn  
1970-73 Mike LaGarde  
1973-75 Jim Glover  
1975-76 Jerry Gryp  
1976-79 Bill O'Neill  
1979-80 John Melanson  
1980-81 John Luimes  
1981-82 Rob Davies  
1982-83 Tim Little  
1983-84 not worn  
1984-88 Scott Sanders  
1988-89 Chuck Beauchain  
1989-91 not worn  
1991-92 Jon Jacques  
1992-94 not worn  
1994-97 Shane Johnson  
1997-99 not worn  
1999-03 John Cronin  
2003-05 Bryan Miller  
2005-08 Bryan Ewing  
2008-09 Vinny Saponari

## #28

1917-85 not worn  
1985-86 Ian Wood  
1986-89 not worn  
1989-90 Ron Trentini  
1990-95 not worn  
1995-99 Michel Larocque  
1999-03 Freddy Meyer  
2003-05 not worn  
2005-08 Brian McGuirk  
2008- not worn

## #29

1917-83 not worn  
1983-87 Bob Deraney  
1987-88 not worn  
1988-89 Bryan LaFort  
1989-91 not worn  
1991-94 J.P. McKersie  
1994-95 not available  
1995-96 J.P. McKersie  
1996-99 not worn  
1999-00 Rick DiPietro  
2000-03 not worn  
2003-04 David Klema  
2004-05 not worn  
2005-08 Karson Gillespie  
2008- not worn

## #30

1917-69 not worn  
1969-72 Dan Brady  
1971-74 Joe Robillard  
1972-73 John Bresnehan  
1974-76 not worn  
1976-79 Jim Craig  
1979-83 Bob Barich  
1983-87 Terry Taillefer  
1987-91 John Bradley  
1991-93 not worn  
1993-94 Chris Bise  
1994-98 Tom Noble  
1998- not worn

## #31

1917-00 not worn  
2000-04 Sean Fields  
2004-06 not worn  
2006-08 Brett Bennett  
2008-09 Kieran Millan

## #32

1917-07 not worn  
2007-09 Adam Kraus

## #33

1917-99 not worn  
1999-01 John Sabo  
2001-04 not worn  
2004-05 Karson Gillespie  
2005-07 not worn  
2007-09 Colin Wilson

## #35

1917-73 not worn  
1973-76 Pat Devlin  
1976-77 not worn  
1977-78 Bob Wels  
1978-80 not worn  
1980-84 Cleon Daskalakis  
1984-89 Peter Fish  
1989-90 not worn  
1990-91 Chris Bise  
1991-95 Derek Herlofsky  
1995-08 not worn  
2008-09 Grant Rollheiser

## #36

1917-02 not worn  
2003-07 John Curry  
2007- not worn

## #39

1917-99 not worn  
1999-03 Andy Warren  
2003- not worn

## #40

1917-50 not worn  
1950-51 Ed Cahoon  
1951- not worn

## #83

1917-98 not worn  
1998-02 Jason Tapp  
2002- not worn

## #97

1917-05 not worn  
2005-09 Matt Gilroy

**GEORGE V. BROWN AWARD  
MOST VALUABLE PLAYER**



GILROY

- 1949-50 ..... Ralph "Ike" Bevins
- 1950-51 ..... Jack Garrity
- ..... Ed Cahoon
- 1951-52 ..... Jack Kelley
- 1952-53 ..... Paul Whalen
- 1953-54 ..... Bob Rousseau
- 1954-55 ..... John Burns
- 1955-56 ..... Jack Murphy
- 1956-57 ..... Joe Quinn
- 1957-58 ..... Don MacLeod
- ..... Bob Dupuis
- 1958-59 ..... Bob Marquis
- 1959-60 ..... Dave MacLeod
- 1961-62 ..... Dave Carver
- 1962-63 ..... Glen Eberly
- 1963-64 ..... Richie Green
- 1964-65 ..... Tom Ross
- 1965-66 ..... Fred Bassi
- 1966-67 ..... Wayne Ryan
- 1967-68 ..... Herb Wakabayashi
- 1968-69 ..... Mickey Gray
- 1969-70 ..... Mike Hyndman
- ..... Larry Davenport
- 1970-71 ..... Steve Stirling
- 1971-72 ..... John Danby
- 1972-73 ..... Steve Dolloff
- 1973-74 ..... Ed Walsh
- 1974-75 ..... Vic Stanfield
- 1975-76 ..... Terry Meagher
- ..... Peter Brown
- 1976-77 ..... Rick Meagher
- 1977-78 ..... Jack O'Callahan
- 1978-79 ..... Jack O'Callahan
- 1979-80 ..... Mark Fidler
- 1980-81 ..... Todd Johnson
- 1981-82 ..... Tom O'Regan
- ..... Jerry August
- 1982-83 ..... Cleon Daskalakis
- 1983-84 ..... Cleon Daskalakis
- 1984-85 ..... John Cullen
- 1985-86 ..... John Cullen
- 1986-87 ..... John Cullen
- 1987-88 ..... Tom Ryan
- 1988-89 ..... Mike Sullivan
- ..... Joe Sacco
- 1989-90 ..... Scott Cashman
- 1990-91 ..... Shawn McEachern
- 1991-92 ..... David Sacco
- 1992-93 ..... David Sacco
- 1993-94 ..... Rich Brennan
- 1994-95 ..... Steve Thornton
- 1995-96 ..... Jay Pandolfo
- 1996-97 ..... Chris Drury
- 1997-98 ..... Chris Drury
- 1998-99 ..... Michel Larocque
- 1999-00 ..... Tommi Degerman
- ..... Rick DiPietro
- 2000-01 ..... Carl Corazzini
- 2001-02 ..... Mike Pandolfo
- 2002-03 ..... Sean Fields
- 2003-04 ..... Sean Fields
- 2004-05 ..... John Curry
- ..... Bryan Miller
- 2005-06 ..... John Curry
- ..... David Van der Gulik
- 2006-07 ..... John Curry
- 2007-08 ..... Pete MacArthur
- 2008-09 ..... Matt Gilroy

**MOST IMPROVED PLAYER**



COHEN

- 1962-63 ..... Robert Rowan
- 1963-64 ..... Allen Comeau
- 1964-65 ..... Fred Bassi
- 1965-66 ..... Vic Conte
- 1966-67 ..... John Cooke
- 1967-68 ..... Eddie Wright
- 1968-69 ..... Jim McCann
- 1969-70 ..... Wayne Gowing
- 1970-71 ..... Dan Brady
- 1971-72 ..... David Warner
- 1972-73 ..... Ray Cournoyea
- 1973-74 ..... John McClellan
- 1974-75 ..... Bob Sunderland
- 1975-76 ..... Pat Devlin
- 1976-77 ..... Bill O'Neill
- 1977-78 ..... Tony Meagher
- 1978-79 ..... Bill Whelton
- 1979-80 ..... George Klapes
- 1980-81 ..... Mark Pierog
- 1981-82 ..... Dan Carnevale
- 1982-83 ..... Paul Gerlitz
- 1983-84 ..... Ed Lowney
- 1984-85 ..... Bob Deraney
- 1985-86 ..... Scott Sanders
- 1986-87 ..... Eric Labrosse
- 1987-88 ..... Joe Sacco
- 1988-89 ..... Peter Fish
- 1989-90 ..... Ed Ronan
- ..... Phil Von Stefanelli
- 1990-91 ..... John Bradley
- 1991-92 ..... Steve Thornton
- 1992-93 ..... Dan Donato
- 1993-94 ..... Shane Johnson
- 1994-95 ..... Matt Wright
- 1995-96 ..... Chris Drury
- ..... Bill Pierce
- 1996-97 ..... Peter Donatelli
- 1997-98 ..... Jeff Kealty
- 1998-99 ..... Keith Emery
- 1999-00 ..... Chris Dymont
- 2000-01 ..... Mark Mullen
- 2001-02 ..... Matt Radoslovich
- 2002-03 ..... Ryan Priem
- 2003-04 ..... Dan Spang
- ..... Tom Morrow
- 2004-05 ..... John Curry
- 2005-06 ..... Kenny Roche
- 2006-07 ..... Matt Gilroy
- ..... Dan McGoff
- 2007-08 ..... Bryan Ewing
- 2008-09 ..... Zach Cohen

**THE FRIENDS/  
ALBERT SIDD AWARD  
UNsung HERO**



MCCARTHY

- 1965-66 ..... Jim Todaro
- 1966-67 ..... Jim Quinn
- 1967-68 ..... John Cooke
- ..... Bill Riley Jr.
- 1968-69 ..... Serge Boily
- 1969-70 ..... Wayne Decker
- 1970-71 ..... Saul Weiss
- 1971-72 ..... Bob Murray
- ..... Guy Burrowes
- 1972-73 ..... Mike LaGarde
- 1973-74 ..... Joe Robillard
- 1974-75 ..... Buddy Powers
- 1975-76 ..... Ken Kuzyk
- 1976-77 ..... Gary Fay
- 1977-78 ..... Marc Hetnik
- ..... Dick Lamby
- 1978-79 ..... Mickey Mullen
- 1979-80 ..... John Melanson
- 1980-81 ..... Bill Cotter
- 1981-82 ..... George Klapes
- 1982-83 ..... George Klapes
- 1983-84 ..... Denis LaGarde
- 1984-85 ..... Dale Dunbar
- 1985-86 ..... Brad MacGregor
- 1986-87 ..... David Thiesing
- 1987-88 ..... David Quinn
- 1988-89 ..... Ed Ronan
- 1989-90 ..... Rob Regan
- 1990-91 ..... David Sacco
- 1991-92 ..... Mark Brownschidle
- 1992-93 ..... Steve Thornton
- 1993-94 ..... Jon Jenkins
- 1994-95 ..... Kaj Linna
- ..... Ken Rausch
- 1995-96 ..... Doug Wood
- 1996-97 ..... Shane Johnson
- 1997-98 ..... Dan Ronan
- 1998-99 ..... Dan Ronan
- 1999-00 ..... Chris Heron
- 2000-01 ..... Nick Gillis
- 2001-02 ..... Jack Baker
- 2002-03 ..... Mark Mullen
- 2003-04 ..... Matt Radoslovich
- 2004-05 ..... Matt Radoslovich
- 2005-06 ..... John Laliberte
- ..... Dan Spang
- 2006-07 ..... John McCarthy
- ..... Dan McGoff
- ..... Brian McGuirk
- 2007-08 ..... Ryan Weston
- 2008-09 ..... John McCarthy

**BENNETT MCINNIS  
MEMORIAL AWARD  
SPIRIT**



SMOLINSKY

- 1963-64 ..... Robert McCabe
- 1964-65 ..... Dennis O'Connell
- 1965-66 ..... Dennis O'Connell
- 1966-67 ..... Bill Hinch
- 1967-68 ..... Jack Parker
- 1968-69 ..... Eddie Wright
- 1969-70 ..... Dick Toomey
- 1970-71 ..... Peter Yetten
- 1971-72 ..... Don Cahoon
- 1972-73 ..... Dave Wisener
- 1973-74 ..... Terry Meagher
- 1974-75 ..... Terry Meagher
- 1975-76 ..... Terry Meagher
- 1976-77 ..... Mike Eruzione
- 1977-78 ..... Brian Durocher
- 1978-79 ..... Bill Cotter
- 1979-80 ..... Bill Cotter
- 1980-81 ..... Bill Cotter
- 1981-82 ..... Paul Fenton
- 1982-83 ..... Peter Marshall
- 1983-84 ..... Peter Marshall
- 1984-85 ..... Peter Marshall
- 1985-86 ..... Peter Marshall
- 1986-87 ..... Ed Lowney
- 1987-88 ..... Tom Ryan
- 1988-89 ..... Mike Sullivan
- 1989-90 ..... Mike Sullivan
- 1990-91 ..... Phil Von Stefanelli
- ..... Chris McCann
- 1991-92 ..... Mark Bavis
- ..... Mike Bavis
- 1992-93 ..... Mark Bavis
- ..... Mike Bavis
- 1993-94 ..... Jacques Joubert
- 1994-95 ..... Steve Thornton
- 1995-96 ..... Jay Pandolfo
- 1996-97 ..... Shane Johnson
- 1997-98 ..... Mike Sylvia
- 1998-99 ..... Travis Roy
- 1999-00 ..... Tommi Degerman
- 2000-01 ..... Mike Pandolfo
- 2001-02 ..... Pat Aufiero
- ..... Chris Dymont
- 2002-03 ..... Freddy Meyer
- ..... Brian Collins
- 2003-04 ..... Steve Greelely
- 2004-05 ..... Brian McConnell
- 2005-06 ..... Brad Zancanaro
- 2006-07 ..... Craig Sanders
- ..... Sean Sullivan
- 2007-08 ..... Craig Sanders
- 2008-09 ..... Steve Smolinsky

**ED CARPENTER AWARD  
MOST POINTS**



WILSON


- 2004-05 ..... David Van der Gulik
- 2005-06 ..... Pete MacArthur
- 2006-07 ..... Pete MacArthur
- 2007-08 ..... Pete MacArthur
- 2008-09 ..... Colin Wilson

## YEARLY RESULTS

Year	All Games				GF	GA	Shutouts For-Against	Collegiate Record	League Record	Coach	Captain(s)
	W	L	T	.Pct							
1917-18	0	1	0	0.000	1	3	0-0	0-1-0		Edgar Burkhardt	Nelson Jost
1919-20	0	2	0	0.000	2	19	0-1	0-2-0		Doc Emerson	Edward Hersey
1922-23	2	6	0	0.250	22	26	1-1	2-5-0		John O'Hare	
1923-24	1	8	0	0.111	11	42	0-5	1-6-0		John O'Hare	Ernest Almer
1924-25	7	4	1	0.625	34	25	1-2	6-4-1		George Gaw	Adolphus Provost
1925-26	7	8	0	0.467	31	28	6-1	7-5-0		George Gaw	Morris Kontoff
1926-27	2	5	1	0.313	25	23	1-2	2-4-1		George Gaw	Roderick Ling
1927-28	6	2	1	0.722	42	23	3-0	6-2-1		George Gaw	Charles Viano
1928-29	9	2	1	0.792	39	14	3-1	9-1-0		Wayland Vaughan	John Lawless
1929-30	4	8	1	0.346	40	48	1-1	4-5-1		Wayland Vaughan	William Gibson
1930-31	6	6	0	0.500	28	41	0-2	4-4-0		Wayland Vaughan	Sydney Silberberg
1931-32	6	4	0	0.600	35	29	1-0	6-4-0		Wayland Vaughan	Paul Bergholtz
1932-33	7	3	0	0.700	42	17	3-0	7-3-0		Wayland Vaughan	Ronald Weafer
1933-34	6	7	0	0.462	46	33	1-2	6-7-0		Wayland Vaughan	Walter Bender
1934-35	5	6	0	0.455	30	35	1-0	5-6-0		Wayland Vaughan	John Ulman
1935-36	7	6	0	0.538	56	58	0-0	7-6-0		Wayland Vaughan	John Lax
1936-37	8	6	0	0.571	50	55	0-0	8-6-0	5-2-0	Wayland Vaughan	Paul Rowe
1937-38	9	4	2	0.667	88	61	0-0	9-4-2	5-1-2	Wayland Vaughan	Dexter Wesson
1938-39	10	4	0	0.714	80	67	0-0	10-4-0	6-0-0	Wayland Vaughan	Russell Lynch
1939-40	4	5	3	0.458	50	50	0-0	4-4-3	4-2-0	Wayland Vaughan	Gerard Desrosiers
1940-41	7	6	1	0.536	67	75	0-1	7-6-1	6-3-0	Sydney Borofsky	George Hoar
1941-42	3	11	0	0.214	40	65	0-2	3-11-0	3-5-0	Wayland Vaughan	Albert Carvelli
1942-43	2	11	0	0.154	37	125	0-2	2-11-0	2-6-0	Wayland Vaughan	Joseph Conaty
1945-46	2	0	1	0.833	20	10	0-0	2-0-1		Harry Cleverly	Edward Richardson
1946-47	15	5	1	0.738	170	94	0-0	14-4-1	11-0-1	Harry Cleverly	Paul Brown
1947-48	20	4	0	0.833	179	86	2-0	20-4-0	12-1-0	Harry Cleverly	Henry Sullivan
1948-49	13	7	0	0.650	147	77	3-0	13-7-0	7-2-0	Harry Cleverly	James Davidson
1949-50	18	5	0	0.783	170	70	2-0	18-5-0	8-1-0	Harry Cleverly	(Game Captains)
1950-51	16	5	0	0.762	149	59	3-0	16-5-0	6-1-0	Harry Cleverly	Francis Anderson
1951-52	15	3	1	0.816	128	52	2-0	15-3-1	5-2-0	Harry Cleverly	Benjamin Forbes
1952-53	14	7	1	0.659	117	86	2-0	14-7-1	5-1-0	Harry Cleverly	William Kirrane
1953-54	4	15	1	0.225	62	122	0-1	4-15-1	2-4-0	Harry Cleverly	Ralph Bevins
1954-55	4	19	0	0.174	68	163	0-2	4-19-0		Harry Cleverly	Edward Cahoon
1955-56	11	11	0	0.500	107	113	0-2	11-11-0		Harry Cleverly	John Garrity
1956-57	13	9	1	0.587	112	84	0-0	13-9-1		Harry Cleverly	Richard Kelley
1957-58	17	5	1	0.761	157	70	1-1	17-5-1		Harry Cleverly	Paul Kelley
1958-59	13	8	2	0.609	106	81	0-0	13-8-2		Harry Cleverly	Robert Rousseau
1959-60	19	8	0	0.704	118	84	1-2	19-8-0		Harry Cleverly	Thomas Dwyer
1960-61	10	14	0	0.417	105	115	1-0	10-14-0		Harry Cleverly	John Murphy
1961-62	7	17	1	0.300	74	123	0-5	7-17-1	7-16-1	Harry Cleverly	Joseph Quinn
1962-63	7	16	0	0.304	79	95	0-1	7-16-0	7-15-0	Jack Kelley	Mike Manning
1963-64	9	13	2	0.417	78	74	3-0	9-13-2	9-12-0	Jack Kelley	Robert Dupuis
1964-65	25	6	0	0.806	165	65	8-1	25-6-0	15-3-0	Jack Kelley	Francis Kinlin
1965-66	27	8	0	0.771	183	94	4-0	26-8-0	17-2-0	Jack Kelley	Lawrence Creighton
1966-67	25	5	1	0.823	199	84	2-0	25-4-1	19-0-1	Jack Kelley	Ronald DiVincenzo
1967-68	20	9	3	0.672	180	95	0-0	19-8-3	13-6-2	Jack Kelley	Robert Marquis
1968-69	19	10	0	0.655	154	84	5-1	19-10-0	13-8-0	Jack Kelley	Bill McCormack
1969-70	20	7	0	0.741	149	82	2-0	20-7-0	17-5-0	Jack Kelley	William Quinn
1970-71	28	2	1	0.919	210	60	6-0	28-2-1	18-1-1	Jack Kelley	Peter McCann
1971-72	26	4	1	0.855	155	69	4-0	26-4-1	15-4-1	Jack Kelley	Robert Smith
1972-73*	11	17	1	0.397	174	86	2-1	11-17-1	9-8-1	Leon Abbott	Robert Denihan
1973-74	23	8	0	0.742	190	95	3-0	23-8-0	14-6-0	Leon Abbott (4-2) Jack Parker (19-6)	Michael Denihan
1974-75	26	5	1	0.828	221	130	0-0	26-5-1	20-2-0	Jack Parker	Richard Green
1975-76	25	5	0	0.833	182	108	0-0	25-5-0	21-2-0	Jack Parker	Alden Sampson
1976-77	22	11	1	0.662	198	160	0-0	22-11-1	16-7-1	Jack Parker	Robert Martell
											Robert Sylvia
											Dennis O'Connell
											James Quinn
											Peter McLachlan
											Jack Parker
											William Hinch
											Richard Toomey
											Larry Davenport
											Steven Stirling
											John Danby
											David Wisener
											Edward Walsh
											Vic Stanfield
											Terry Meagher
											Peter Brown
											Rick Meagher
											Mike Eruzione

Year	All Games				GF	GA	Shutouts For-Against	Collegiate Record	League Record	Coach	Captain(s)
	W	L	T	.Pct							
1977-78	30	2	0	0.938	198	127	0-0	30-2-0	21-1-0	Jack Parker	Jack O'Callahan
1978-79	21	7	2	0.733	138	106	2-0	21-7-2	17-4-2	Jack Parker	Brian Durocher Jack O'Callahan
1979-80	11	17	0	0.393	128	131	1-0	11-17-0	8-14-0	Jack Parker	Tony Meagher
1980-81	14	15	0	0.483	115	116	1-1	14-15-0	10-12-0	Jack Parker	Bill Cotter
1981-82	14	11	3	0.554	133	102	3-0	14-11-3	9-10-3	Jack Parker	Daryl MacLeod
1982-83	18	11	1	0.617	125	107	1-1	18-11-1	14-7-0	Jack Parker	Paul Fenton Jerry August Thomas O'Regan
1983-84	28	11	1	0.713	167	120	4-1	28-11-1	15-6-0	Jack Parker	T.J. Connolly
1984-85+	24	14	4	0.619	170	165	1-1	24-14-4	19-11-4	Jack Parker	Joe Delorey
1985-86	25	14	4	0.628	184	156	2-0	25-14-4	20-11-3	Jack Parker	Peter Marshall Chris Matchett
1986-87	19	15	3	0.554	158	146	0-0	19-15-3	15-14-3	Jack Parker	John Cullen
1987-88	14	17	3	0.456	150	154	1-0	14-17-3	11-12-3	Jack Parker	Thomas Ryan David Quinn
1988-89	14	21	1	0.403	157	169	2-0	14-21-1	10-15-1	Jack Parker	Mike Kelfer
1989-90	25	17	2	0.591	180	144	2-0	25-17-2	12-7-2	Jack Parker	Mike Sullivan
1990-91	28	11	2	0.707	234	142	3-1	28-11-2	13-6-2	Jack Parker	Mark Kryns
1991-92†	23	8	4	0.714	159	124	0-0	23-8-4	11-6-4	Jack Parker	Tom Dion
1992-93	29	9	2	0.750	193	126	2-0	29-9-2	18-5-1	Jack Parker	Kevin O'Sullivan
1993-94‡	34	7	0	0.829	195	113	3-1	34-7-0	21-3-0	Jack Parker	David Sacco
1994-95	31	6	3	0.813	224	117	1-0	31-6-3	16-5-3	Jack Parker	Doug Friedman
1995-96	30	7	3	0.788	236	125	0-1	30-7-3	17-5-2	Jack Parker	Jacques Joubert
1996-97	26	9	6	0.707	178	115	0-2	26-9-6	16-4-4	Jack Parker	Jay Pandolfo
1997-98	28	8	2	0.763	155	86	4-1	28-8-2	18-4-2	Jack Parker	Bill Pierce Chris Drury
1998-99	14	20	3	0.419	117	132	0-1	14-20-3	8-13-3	Jack Parker	Chris Kelleher
1999-00	25	10	7	0.679	150	118	3-1	25-10-7	15-3-6	Jack Parker	Albie O'Connell
2000-01	14	20	3	0.419	109	118	1-0	14-20-3	9-12-3	Jack Parker	Tommi Degerman
2001-02	25	10	3	0.697	141	110	1-1	25-10-3	15-6-3	Jack Parker	Carl Corazzini
2002-03	25	14	3	0.631	143	112	4-3	25-14-3	13-10-1	Jack Parker	Chris Dyment
2003-04	12	17	9	0.434	103	108	1-4	12-17-9	6-13-5	Jack Parker	Mike Pandolfo
2004-05	23	14	4	0.610	111	101	3-2	23-14-4	15-5-4	Jack Parker	Freddy Meyer
2005-06	26	10	4	0.700	140	96	4-1	26-10-4	17-7-3	Jack Parker	Mark Mullen
2006-07	20	10	9	0.628	99	78	8-3	20-10-9	13-6-8	Jack Parker	Brian McConnell
2007-08	19	17	4	0.525	135	117	4-0	19-17-4	15-9-3	Jack Parker	David Van der Gulik
2008-09	35	6	4	0.822	177	91	4-0	35-6-4	18-5-4	Jack Parker	Brad Zancanaro Sean Sullivan
<b>Totals</b>	<b>1366</b>	<b>778</b>	<b>131</b>	<b>0.629</b>	<b>10404</b>	<b>7704</b>	<b>144-66</b>	<b>1360-761-130</b>	<b>772-379-93</b>		Pete MacArthur Brian McGuirk Matt Gilroy John McCarthy

League Record Breakdown: NEIHL: 87-31-3 (1936-54) ECAC: 324-151-13 (1961-84) Hockey East: 361-197-77 (1984-pres.)  
 \* Lost 11 games by forfeit + Includes 1 win by forfeit vs. Michigan Tech † Includes 1 win by forfeit vs. Maine †† Includes 2 wins by forfeit vs Maine



2008-09 BOSTON UNIVERSITY MEN'S ICE HOCKEY TEAM









12/9	W	Snively Arena	New Hampshire	4-2
12/11	W	Boston Arena	Boston College *	9-2
12/14	W	Boston Arena	Rensselaer *	9-0
12/18	W	Boston Garden	Dartmouth (BHF) *	8-3
12/21	L	Olympia	Michigan Tech (GLI)	2-4
12/22	W	Olympia	Colorado College (GLI)	10-3
12/27	W	Boston Arena	Michigan (BAC)	7-2
12/28	W	Boston Arena	Northeastern (BAC) *	4-1
12/29	L	Boston Arena	Michigan Tech (BAC)	2-5
1/5	W	Boston Arena	Harvard *	4-2
1/8	W	Alfond (Colby)	Colby	8-2
1/10	W (ot)	Boston Arena	Northeastern *	2-1
1/21	W	Four Seasons	Eastern Nationals (nc)	5-2
1/25	W	Boston Arena	Colby	7-3
1/29	L	Boston Arena	Colgate *	4-6
2/2	W	Boston Arena	Brown *	5-3
2/4	W	RI Auditorium	Providence *	6-2
2/7	W	Boston Garden	Boston College (Pot) *	6-4
2/12	W	Smith Rink	Army *	2-1
2/14	W	Boston Garden	Harvard (Pot) *	9-2
2/18	W	Appleton	St. Lawrence *	6-5
2/19	L	Walker Arena	Clarkson *	3-6
2/23	W	Boston Arena	Merrimack	10-2
2/26	W (ot)	McHugh Forum	Boston College *	5-4
3/2	W	Davis Rink	Dartmouth *	7-4
3/5	W	Boston Arena	Providence *	2-0
3/8	W	Boston Arena	Northeastern (ECAC)	4-1
3/11	L	Boston Arena	Cornell (ECAC)	1-8
3/12	W	Boston Arena	Brown (ECAC)	5-2
3/18	L	Williams Arena	Michigan State (NCAA)	1-2
3/19	L	Williams Arena	Denver (NCAA)	3-4

**1966-67**

OVERALL: 25-5-1

ECAC: 19-0-1, 1st

COACH: Jack Kelley

CAPTAIN: Jim Quinn, Peter McLachlan

11/25	W	Four Seasons	New Brunswick	10-1
11/26	W	Boston Arena	New Brunswick	9-2
11/30	W	Houston	Rensselaer *	7-1
12/3	W	McHugh Forum	Boston College *	4-2
12/6	W	RI Auditorium	Providence *	9-1
12/10	L (ot)	Boston Arena	Eastern Nationals (nc)	3-4
12/13	W	Boston Arena	Boston College *	8-3
12/17	W	MSG III	Princeton (EHF) *	13-6
12/19	W	MSG III	Minnesota (EHF)	8-5
12/20	W	MSG III	Clarkson (EHF) *	3-2
12/28	W	Boston Arena	Harvard (BAC) *	7-5
12/29	W	Boston Arena	Northeastern (BAC) *	6-1
12/30	T (2ot)	Boston Arena	Cornell (BAC) *	3-3
1/7	W	Boston Arena	Clarkson *	11-1
1/27	L	DU Arena	Denver	1-7
1/28	L	DU Arena	Denver	1-3
2/1	W	Boston Arena	Brown *	7-6
2/4	W	Ingalls Rink	Yale *	8-3
2/9	W	Boston Garden	Harvard (Pot) *	8-3
2/11	W	Boston Arena	St. Lawrence *	7-2
2/13	W	Boston Garden	Northeastern (Pot) *	4-0
2/18	W	Boston Arena	Army *	12-2
2/21	W	Boston Arena	Northeastern *	2-0
2/24	W	Boston Arena	Providence *	11-3
3/1	W	Boston Arena	Dartmouth *	13-3
3/4	W	Starr Rink	Colgate *	4-1
3/7	W	Boston Arena	Harvard (ECAC)	6-2
3/10	W	Boston Garden	St. Lawrence (ECAC)	6-2
3/11	L	Boston Garden	Cornell (ECAC)	3-4
3/17	W	War Mem. Aud.	Michigan State (NCAA)	4-2
3/18	L	War Mem. Aud.	Cornell (NCAA)	1-4

**1967-68**

OVERALL: 20-9-3

ECAC: 13-6-2, T-4th

COACH: Jack Kelley

CAPTAIN: Jack Parker

11/24	W	Beaverbrook	Memorial Univ. (NBI)	8-2
11/25	W	Beaverbrook	New Brunswick (NBI)	13-3
11/29	W	Boston Arena	Yale *	9-1
12/1	W	Boston Arena	New Hampshire *	7-3
12/6	L	Watson Rink	Harvard *	5-8
12/9	W	Boston Arena	Eastern Nationals (nc)	3-1
12/12	W	Boston Arena	Boston College *	6-3
12/28	W	Boston Arena	Merrimack (BAC)	8-1
12/29	W	Boston Arena	Northeastern (BAC) *	8-4
12/30	W	Boston Arena	St. Francis Xavier (BAC)	7-2
1/6	L	Boston Arena	Rensselaer *	2-4
1/9	W	Boston Arena	Loyola of Montreal	10-3
1/10	T (ot)	Four Seasons	Loyola of Montreal	3-3
1/13	L	Boston Arena	U.S. National Team (nc)	3-5
1/17	L	Snively Arena	New Hampshire *	1-2
1/20	W	Davis Rink	Dartmouth *	7-3
1/23	L	Boston Arena	Cornell *	2-3
1/27	W	Boston Arena	Colgate *	5-3
1/31	L	Boston Arena	Princeton *	2-3
2/2	W	RI Auditorium	Providence *	13-2
2/5	W	Boston Garden	Northeastern (Pot) *	7-4
2/7	T (ot)	Meehan	Brown *	4-4
2/12	W	Boston Garden	Harvard (Pot) *	4-1
2/17	L	Smith Rink	Army *	2-5
2/20	W	Boston Arena	Northeastern *	8-2
2/23	W	Walker Arena	Clarkson *	6-2
2/24	T (ot)	Appleton	St. Lawrence *	2-2
2/28	W	McHugh Forum	Boston College *	2-1
3/2	W	Boston Arena	Providence *	14-1
3/5	W	Watson Rink	Harvard (ECAC)	6-3
3/8	L	Boston Garden	Cornell (ECAC)	2-7
3/9	L	Boston Garden	Clarkson (ECAC)	1-4

**1968-69**

OVERALL: 19-10

ECAC: 13-8-0, 6th

COACH: Jack Kelley

CAPTAIN: Bill Hinich

11/29	W	Four Seasons	New Brunswick	10-0
11/30	W	Boston Arena	New Brunswick	11-0
12/3	L (ot)	Boston Arena	Brown *	4-5
12/7	L	Snively Arena	New Hampshire *	3-6
12/11	L	Boston Arena	Harvard *	4-7
12/27	W	Boston Arena	Northeastern (BAC) *	9-1
12/28	W	Boston Arena	Harvard (BAC) *	2-1
12/31	W	DEC Center	Minnesota-Duluth	10-4
1/1	L	DEC Center	Minnesota-Duluth	2-5
1/4	W (ot)	Boston Arena	New Hampshire *	2-1
1/8	W	Ingalls Rink	Yale *	5-3
1/11	W	McHugh Forum	Boston College *	10-5
1/14	L	Houston	Rensselaer *	0-7
1/18	W (ot)	Boston Arena	Clarkson *	3-2
1/23	W	Boston Arena	Providence *	12-1
1/28	W	Baker Rink	Princeton *	6-0
1/30	W	Boston Arena	Dartmouth *	9-3
2/3	W	Boston Garden	Boston College (Pot) *	4-2
2/8	W	Boston Arena	St. Lawrence *	7-3
2/10	L	Boston Garden	Harvard (Pot) *	3-5
2/13	W	RI Auditorium	Providence *	7-0
2/15	W	Boston Arena	Northeastern *	11-3
2/18	L	Lynah Rink	Cornell *	1-2
2/22	L	Starr Rink	Colgate *	2-5
2/26	L	Boston Arena	Boston College *	3-7
3/1	W	Boston Arena	Merrimack	3-1
3/4	W	Boston Arena	Rensselaer (ECAC)	4-2
3/7	L (ot)	Boston Garden	Cornell (ECAC)	2-3
3/8	W	Boston Garden	Clarkson (ECAC)	5-0

**1969-70**

OVERALL: 20-7

ECAC: 17-5-0, 3rd

COACH: Jack Kelley

CAPTAINS: Larry Davenport, Dick Toomey

11/29	W	Boston Arena	Yale *	5-0
12/2	L	Meehan	Brown *	1-3
12/6	W	Boston Arena	Princeton *	10-2
12/9	L	Boston Arena	Cornell *	3-5
12/29	W	Boston Arena	Northeastern (BAC) *	7-3
12/30	W	Boston Arena	New Hampshire (BAC) *	7-3
1/2	L	War Mem. Aud.	Cornell (SIT) *	1-4
1/3	L	War Mem. Aud.	Michigan Tech (SIT)	3-7
1/9	W (ot)	Walker Arena	Clarkson *	4-3
1/10	W	Appleton	St. Lawrence *	6-4
1/14	W	Snively Arena	New Hampshire *	5-4
1/17	W	Boston Arena	Rensselaer *	6-2
1/23	L	Boston Arena	Colgate *	4-6
1/27	W	Boston Arena	Boston College *	8-3
1/31	W	Davis Rink	Dartmouth *	5-2
2/2	W	Boston Garden	Harvard (Pot) *	5-3
2/6	W	RI Auditorium	Providence *	8-2
2/9	W	Boston Garden	Boston College (Pot) *	5-4
2/14	W	Boston Arena	Northeastern *	9-5
2/17	W	Boston Arena	Merrimack	12-1
2/21	L	Boston Arena	New Hampshire *	2-5
2/25	W	McHugh Forum	Boston College *	8-1
2/28	W	Boston Arena	Providence *	5-1
3/05	W	Four Seasons	Clarkson *	6-2
3/10	W	Boston Arena	New Hampshire (ECAC)	2-0
3/13	L	Boston Garden	Clarkson (ECAC)	4-5
3/14	W	Boston Garden	Harvard (ECAC)	8-2

**1970-71**

OVERALL: 28-2-1, NATIONAL CHAMPIONS

ECAC: 18-1-1, 1st

COACH: Jack Kelley

CAPTAIN: Steve Stirling

11/27	W	St. Louis Arena	St. Louis	8-0
11/29	W	St. Louis Arena	St. Louis	9-1
12/2	W	Boston Arena	Brown *	5-1
12/5	W	Snively Arena	New Hampshire *	6-1
12/9	T (ot)	Watson Rink	Harvard *	4-4
12/12	W	Boston Arena	Merrimack	8-0
12/22	W	Boston Arena	Minnesota	6-0
12/28	W	Boston Arena	Providence (BAC) *	4-1
12/29	W	Boston Arena	Notre Dame (BAC)	7-3
1/4	W	Boston Arena	Princeton *	14-0
1/9	W	McHugh Forum	Boston College *	8-3
1/13	W	Boston Arena	Northeastern *	9-0
1/16	W	Boston Arena	Bowling Green	6-1
1/20	W	Boston Arena	Dartmouth *	13-4
1/23	L	Lynah Rink	Cornell *	1-5
1/27	W	RI Auditorium	Providence *	7-1
1/30	W	Boston Arena	St. Lawrence *	6-3
2/3	W	Ingalls Rink	Yale *	5-1
2/5	W	Boston Arena	Clarkson *	4-1
2/8	W	Boston Garden	Northeastern (Pot) *	12-2
2/13	W	Boston Arena	New Hampshire *	8-3
2/16	W	Boston Arena	Boston College *	9-4
2/19	W	Houston	Rensselaer *	7-2
2/22	W	Boston Garden	Harvard (Pot) *	4-1
2/27	W	Boston Arena	Providence *	6-3
3/5	W	Starr Rink	Colgate *	7-2
3/9	W	Boston Arena	Rensselaer (ECAC)	11-0
3/12	L	Boston Garden	Harvard (ECAC)	2-4
3/13	W	Boston Garden	Cornell (ECAC)	6-5

3/18	W	War Mem. Aud.	Denver (NCAA)	4-2
3/20	W	War Mem. Aud.	Minnesota (NCAA)	4-2

**1971-72**

OVERALL: 26-4-1, NATIONAL CHAMPIONS

ECAC: 15-4-1, 2nd

COACH: Jack Kelley

CAPTAIN: John Danby

11/27	W	Brown Arena	Yale *	6-3
12/1	W	Meehan	Brown *	3-0
12/4	W	Brown Arena	New Hampshire *	2-1
12/8	T (ot)	Brown Arena	Harvard *	4-4
12/11	W	Baker Rink	Princeton *	6-1
12/13	W	Brown Arena	Ohio University	9-1
12/21	W	Boston Garden	Northeastern (ECT) *	4-1
12/22	W	Boston Garden	Rensselaer (ECT) *	4-0
12/29	W (2ot)	War Mem. Aud.	Minnesota (SIT)	4-3
12/30	L	War Mem. Aud.	Cornell (SIT) *	2-3
1/4	W	Brown Arena	Merrimack	13-1
1/7	L	Walker Arena	Clarkson *	2-6
1/8	W	Appleton	St. Lawrence *	5-3
1/14	W	Brown Arena	Boston College *	4-1
1/19	W	Brown Arena	Massachusetts	6-4
1/22	W	Brown Arena	Vermont	7-2
1/26	W	RI Auditorium	Providence *	7-2
1/29	W	Brown Arena	St. Louis	5-0
2/3	W	Brown Arena	Colgate *	5-3
2/7	W	Boston Garden	Boston College (Pot) *	4-2
2/11	W	Snively Arena	New Hampshire *	6-5
2/14	W	Boston Garden	Harvard (Pot) *	4-1
2/18	W	Brown Arena	Rensselaer *	7-3
2/23	L	McHugh Forum	Boston College *	5-7
2/26	W	Brown Arena	Providence *	6-4
3/1	L	Brown Arena	Cornell *	2-3
3/7	W	Brown Arena	Rensselaer (ECAC)	8-2
3/10	W	Boston Garden	Harvard (ECAC)	3-1
3/11	W	Boston Garden	Cornell (ECAC)	4-1
3/16	W	Boston Garden	Wisconsin (NCAA)	4-1
3/18	W	Boston Garden	Cornell (NCAA)	4-0

**1972-73**

OVERALL: 11-17-1

ECAC: 9-8-1, 8th

COACH: Leon Abbott

CAPTAIN: Dave Wisner

11/23	L†	DEC Center	Air Force (CCN)	10-4
11/24	L†	DEC Center	Lake Superior State (CCN)	6-5
11/25	L†	DEC Center	Minnesota-Duluth (CCN)	7-2
11/29	L†	Brown Arena	Dartmouth *	6-2
12/2	L† (ot)	Brown Arena	Brown *	5-4
12/6	L	Brown Arena	Harvard *	5-6
12/9	L†	Brown Arena	Princeton *	6-1
12/13	L†	Lynah Rink	Cornell *	9-0
12/21	L†	Brown Arena	Merrimack	9-0
12/27	L (2ot)	Olympia	Michigan Tech (GLI)	4-5
12/28	L†	Olympia	Michigan (GLI)	7-3
1/3	L	Brown Arena	Rensselaer *	4-5
1/6	L†	Brown Arena	St. Louis	7-1
1/9	L†	Brown Arena	Vermont	7-4
1/13	L	McHugh Forum	Boston College *	5-7
1/17	W	Brown Arena	Northeastern *	9-4
1/20	W	Gutterson	Vermont	7-2
1/23	W	Matthews Arena	Northeastern *	3-2
1/26	W	Brown Arena	St. Lawrence *	9-3
1/30	W	Brown Arena	Massachusetts	7-2
2/2	W	Brown Arena	Clarkson *	8-3
2/5	W	Boston Garden	Harvard (Pot) *	8-3
2/9	W			

# YEAR-BY-YEAR RESULTS

3/8	W	Boston Garden	Cornell (ECAC)	7-3
3/9	W	Boston Garden	Harvard (ECAC)	4-2
3/14	L	Boston Garden	Minnesota (NCAA)	4-5
3/16	W	Boston Garden	Harvard (NCAA)	7-5

## 1974-75

OVERALL: 26-5-1  
ECAC: 20-2-0, 2nd  
COACH: Jack Parker  
CAPTAIN: Vic Stanfield

11/23	W	Schneider Arena	Providence *	7-5
11/28	W	Walker Arena	Clarkson (NCI) *	9-6
11/30	L	Appleton	Bowling Green (NCI)	2-3
12/4	W	Brown Arena	Dartmouth *	14-3
12/7	W	Brown Arena	New Hampshire *	6-2
12/10	L	Watson Rink	Harvard *	2-7
12/27	W (ot)	St. Louis Arena	Minnesota-Duluth (FT)	7-6
12/28	W	St. Louis Arena	St. Louis (FT)	5-1
1/4	W	Houston	Rensselaer *	12-3
1/8	W	Matthews Arena	Northeastern *	8-2
1/10	T (ot)	St. Louis Arena	St. Louis	3-3
1/12	L	St. Louis Arena	St. Louis	3-5
1/15	W	Brown Arena	Vermont *	6-3
1/18	W	McHugh Forum	Boston College *	10-3
1/21	W	Snively Arena	New Hampshire *	6-4
1/24	W	Brown Arena	Princeton *	9-6
1/25	W	Brown Arena	St. Lawrence *	7-6
1/28	W	Brown Arena	Brown *	6-3
1/31	W	Gutterson	Vermont *	7-6
2/3	W	Boston Garden	Boston College (Pot) *	5-3
2/8	L	Starr Rink	Colgate *	3-5
2/10	W	Boston Garden	Harvard (Pot) *	7-2
2/15	W	Brown Arena	Yale *	11-7
2/18	W	Brown Arena	Boston College *	4-1
2/22	W	Brown Arena	Clarkson *	11-5
2/26	W	Lynah Rink	Cornell *	6-4
3/1	W	Brown Arena	Northeastern *	11-2
3/4	W (ot)	Brown Arena	Brown (ECAC)	5-4
3/7	W	Boston Garden	Vermont (ECAC)	7-3
3/8	W	Boston Garden	Harvard (ECAC)	7-3
3/13	L	St. Louis Arena	Michigan Tech (NCAA)	5-9
3/15	W	St. Louis Arena	Harvard (NCAA)	10-5

## 1975-76

OVERALL: 25-5-0  
ECAC: 21-2-0, 1st  
COACH: Jack Parker  
CAPTAIN: Terry Meagher, Peter Brown

11/30	W	Brown Arena	Providence *	5-3
12/2	W	Snively Arena	New Hampshire *	6-5
12/4	W	Thompson Arena	Dartmouth *	5-3
12/10	W	Brown Arena	Harvard *	8-3
12/29	L	Olympia	Michigan Tech (GLI)	2-6
12/30	W	Olympia	Pennsylvania (GLI) *	4-2
1/3	W	Baker Rink	Princeton *	4-2
1/6	W	Matthews Arena	Northeastern *	4-3
1/9	W	Walker Arena	Clarkson *	8-2
1/10	W	Appleton	St. Lawrence *	7-4
1/13	W	Brown Arena	Vermont *	5-2
1/16	W	Brown Arena	Boston College *	4-2
1/20	W	Brown Arena	New Hampshire *	6-3
1/23	W	Brown Arena	Merrimack	7-2
1/27	W	Meehan	Brown *	9-4
1/30	L	Gutterson	Vermont *	1-5
2/2	W	Boston Garden	Harvard (Pot) *	6-5
2/6	W	Brown Arena	Colgate *	13-3
2/9	L	Boston Garden	Boston College (Pot) *	3-6
2/14	W	Brown Arena	Rensselaer *	5-4
2/18	W	McHugh Forum	Boston College *	6-4
2/21	W	Ingalls Rink	Yale *	12-3
2/28	W	Brown Arena	Northeastern *	6-2
3/2	W	Brown Arena	Cornell *	9-4
3/5	W	Schneider Arena	Providence *	5-3
3/9	W	Brown Arena	Boston College (ECAC)	6-5
3/12	W	Boston Garden	Harvard (ECAC)	8-4
3/13	W	Boston Garden	Brown (ECAC)	9-2
3/26	L	DU Arena	Minnesota (NCAA)	2-4
3/27	L	DU Arena	Brown (NCAA)	7-8

## 1976-77

OVERALL: 22-11-1  
ECAC: 16-7-1, 4th  
COACH: Jack Parker  
CAPTAINS: Rick Meagher, Mike Eruzione

11/19	L	BGSU Arena	Bowling Green	2-4
11/20	L	BGSU Arena	Bowling Green	2-4
11/28	L	Schneider Arena	Providence *	3-9
12/1	L	Brown Arena	Dartmouth *	5-8
12/4	L	Snively Arena	New Hampshire *	3-5
12/8	W (ot)	Watson Rink	Harvard *	3-2
12/10	W	Brown Arena	Princeton *	7-1
12/27	W	DEC Center	Minnesota-Duluth	7-3
12/28	L	DEC Center	Minnesota-Duluth	4-6
1/2	W	MSG IV	Colgate (EHF) *	10-4
1/3	W	MSG IV	St. Lawrence (EHF) *	8-5
1/8	W (ot)	Lynah Rink	Cornell *	7-6
1/12	W (ot)	Brown Arena	New Hampshire *	7-6
1/14	L	Brown Arena	Colgate *	4-7
1/18	W (ot)	Brown Arena	Vermont *	4-3
1/22	T (ot)	Brown Arena	Boston College *	6-6
1/25	W (ot)	Brown Arena	Rensselaer *	6-5
1/29	L	Brown Arena	St. Lawrence *	6-8
2/3	W	Brown Arena	Brown *	9-2
2/7	W	Boston Garden	Northeastern (Pot) *	10-5
2/9	W	Lawler Arena	Merrimack	8-3
2/11	W	Houston	Rensselaer *	6-3
2/14	L	Boston Garden	Harvard (Pot) *	3-4
2/19	W	Brown Arena	Yale *	7-3

2/20	W	Brown Arena	Clarkson *	6-1
2/24	W	Matthews Arena	Northeastern *	7-3
2/26	W	McHugh Forum	Boston College *	6-5
2/28	W	Gutterson	Vermont *	5-3
3/5	L	Brown Arena	Providence *	4-6
3/8	W	Brown Arena	Boston College (ECAC)	8-7
3/11	W	Boston Garden	Clarkson (ECAC)	7-6
3/12	W	Boston Garden	New Hampshire (ECAC)	8-6
3/24	L	Olympia	Michigan (NCAA)	4-6
3/26	W	Olympia	New Hampshire (NCAA)	6-5

## 1977-78

OVERALL: 30-2-0, NATIONAL CHAMPIONS  
ECAC: 21-1-0, 1st  
COACH: Jack Parker  
CAPTAINS: Brian Durocher, Jack O'Callahan

11/27	W	Brown Arena	Merrimack	13-5
11/27	W	Brown Arena	Providence *	4-2
11/30	W	Thompson Arena	Dartmouth *	3-2
12/3	W	Brown Arena	New Hampshire *	6-5
12/7	W	Brown Arena	Harvard *	4-3
12/27	W	Brown Arena	Air Force	8-7
12/29	W	Munn Arena	Michigan State	7-5
12/30	W	Munn Arena	Michigan State	6-3
1/4	W	Brown Arena	Cornell *	6-5
1/7	W	Baker Rink	Princeton *	4-3
1/11	W	Snively Arena	New Hampshire *	6-4
1/13	W	Appleton	St. Lawrence *	8-3
1/14	W	Walker Arena	Clarkson *	7-4
1/17	W	Brown Arena	Northeastern *	6-4
1/21	W	Brown Arena	Boston College *	6-3
1/24	W	Houston	Rensselaer *	8-7
1/28	W	Gutterson	Vermont *	6-4
2/1	W	Meehan	Brown *	4-2
2/4	W	Schneider Arena	Providence *	4-2
2/6	W	Boston Garden	Boston College (Pot) *	12-5
2/16	W	McHugh Forum	Boston College *	10-5
2/18	L	Ingalls Rink	Yale *	5-7
2/22	W (ot)	Matthews Arena	Northeastern *	6-4
2/25	W (ot)	Starr Rink	Colgate *	6-5
3/1	W	Boston Garden	Harvard (Pot) *	7-1
3/4	W	Brown Arena	Vermont *	6-5
3/7	W (ot)	Brown Arena	New Hampshire (ECAC)	6-5
3/10	L	Boston Garden	Providence (ECAC)	1-5
3/11	W	Boston Garden	Brown (ECAC)	8-4
3/19	W	Schneider Arena	Providence (NCAA)	5-3
3/23	W	Providence CC	Wisconsin (NCAA)	5-2
3/25	W	Providence CC	Boston College (NCAA)	5-3

## 1978-79

OVERALL: 21-7-2  
ECAC: 17-4-2, 1st  
COACH: Jack Parker  
CAPTAIN: Jack O'Callahan

11/18	W	Brown Arena	Toronto	7-3
11/21	W	Houston	Rensselaer *	3-1
11/26	W	Brown Arena	Providence *	3-2
11/29	W	Brown Arena	Dartmouth *	6-4
12/3	W	Brown Arena	Harvard *	8-5
12/7	W	Brown Arena	Merrimack	7-4
12/9	W	Brown Arena	Princeton *	4-0
12/29	L	Olympia	Michigan Tech (GLI)	4-6
12/30	W	Olympia	Michigan (GLI)	8-2
1/6	L	Lynah Rink	Cornell *	1-5
1/10	L	Matthews Arena	Northeastern *	4-6
1/13	W	Starr Rink	Colgate *	6-5
1/16	W	Snively Arena	New Hampshire *	7-4
1/20	W	Brown Arena	Boston College *	4-2
1/24	W	Brown Arena	Rensselaer *	5-3
1/27	W	Brown Arena	St. Lawrence *	5-3
1/31	W	Brown Arena	Brown *	3-2
2/2	W	Brown Arena	Vermont *	5-4
2/5	W	Boston Garden	Harvard (Pot) *	4-2
2/9	W	Schneider Arena	Providence *	5-4
2/12	W	Boston Garden	Boston College (Pot) *	4-3
2/17	T (ot)	Brown Arena	Yale *	4-4
2/18	W (ot)	Brown Arena	Clarkson *	5-4
2/21	W	Brown Arena	Northeastern *	6-0
2/24	T (ot)	Brown Arena	New Hampshire *	3-3
2/27	L	McHugh Forum	Boston College *	3-5
3/3	L	Gutterson	Vermont *	3-5
3/6	W	Brown Arena	Vermont (ECAC)	4-3
3/9	L	Boston Garden	Dartmouth (ECAC)	3-5
3/10	L	Boston Garden	Cornell (ECAC)	4-7

## 1979-80

OVERALL: 11-17-0  
ECAC: 8-14-0, 5th-East  
COACH: Jack Parker  
CAPTAIN: Tony Meagher

11/20	W	Brown Arena	Maine *	5-3
11/25	W	Schneider Arena	Providence *	3-0
11/28	W	Thompson Arena	Dartmouth *	6-4
12/1	L	Brown Arena	New Hampshire *	3-4
12/5	L (ot)	Brown Arena	Harvard *	3-4
12/7	W	Baker Rink	Princeton *	6-3
12/11	L (ot)	Meehan	Brown *	2-3
12/26	L	Williams Arena	Minnesota	4-5
12/27	L	Williams Arena	Minnesota	1-5
1/4	W (ot)	N. Haven Col.	Colorado College (CB)	8-7
1/5	W	N. Haven Col.	Denver (CB)	5-4
1/12	L	Gutterson	Vermont *	2-7
1/15	W	Snively Arena	New Hampshire *	10-3

1/18	L (ot)	Brown Arena	Boston College *	6-7
1/25	L	Walker Arena	Clarkson *	7-12
1/26	W	Appleton	St. Lawrence *	6-3
1/31	W	Brown Arena	Merrimack	7-4
2/4	L (ot)	Boston Garden	Northeastern (Pot) *	5-6
2/8	L	Brown Arena	Providence *	2-3
2/11	L	Boston Garden	Harvard (Pot)	4-7
2/16	W	Ingalls Rink	Yale *	5-3
2/19	L	Alford Arena	Maine *	7-8
2/21	W	Brown Arena	Northeastern *	6-3
2/23	L	Brown Arena	Colgate *	2-4
2/26	L (ot)	Brown Arena	Rensselaer *	6-7
3/1	L	Brown Arena	Vermont *	1-2
3/5	L	McHugh Forum	Boston College *	1-4
3/8	L (ot)	Brown Arena	Cornell *	5-6

## 1980-81

OVERALL: 14-15-0  
ECAC: 10-12-0, 6th-East  
COACH: Jack Parker  
CAPTAIN: Bill Cotten, Daryl MacLeod

11/19	W	Brown Arena	Merrimack	4-1
11/22	L	Houston	Rensselaer *	0-4
11/26	L	Brown Arena	Dartmouth *	2-6
11/29	W	Brown Arena	Providence *	8-1
12/2	L	Bright Center	Harvard *	2-5
12/6	L	Lynah Rink	Cornell *	2-6
12/10	W	Brown Arena	Yale *	5-3
12/13	L	Alford Arena	Maine *	4-5
12/29	W	DU Arena	Denver	4-3
12/30	L	DU Arena	Denver	1-7
1/3	W (2ot)	Hartford CC	Bowling Green (CB)	5-4
1/4	L	Hartford CC	Clarkson (CB)	3-8
1/9	L	Brown Arena	Boston College *	4-6
1/14	L	Snively Arena	New Hampshire *	3-6
1/17	W	Brown Arena	Colgate *	6-2
1/21	W	Brown Arena	Maine *	3-0
1/24	W	Brown Arena	St. Lawrence *	6-2
1/28	L	Matthews Arena	Northeastern *	6-8
1/30	L	Brown Arena	Clarkson *	1-3
2/2	L	Boston Garden	Boston College (Pot)	2-5
2/5	W	Meehan	Brown *	5-2
2/9	W	Boston Garden	Northeastern (Pot)	9-2
2/12	W	Brown Arena	Vermont *	4-2
2/15	L	Schneider Arena	Providence *	2-3
2/21	W (ot)	Gutterson	Vermont *	5-4
2/24	W	McHugh Forum	Boston College *	5-3
2/28	W (ot)	Brown Arena	Northeastern *	5-4
3/3	L (ot)	Brown Arena	Princeton *	5-6
3/7	L (ot)	Brown Arena	New Hampshire *	4-5

## 1981-82

OVERALL: 14-11-3  
ECAC: 9-10-3, 5th-East  
COACH: Jack Parker  
CAPTAIN: Paul Fenton

11/18	W	Brown Arena	Merrimack	10-0
11/21	T (ot)	Brown Arena	Rensselaer *	4-4
11/29	L	Schneider Arena	Providence *	3-5
12/2	W	Brown Arena	Harvard *	5-2
12/5	L	Brown Arena	Cornell *	2-7
12/9	W	Ingalls Rink	Yale *	1-0
12/12	L	Brown Arena	Maine *	5-6
12/29	W	Brown Arena	Denver	6-2
12/30	W	Brown Arena	Denver	5-4
1/2	L (ot)	Brown Arena	North Dakota	2-3
1/6	L	Thompson Arena	Dartmouth *	3-4
1/13	L	McHugh Forum	Boston College *	3-5
1/13	L	Brown Arena	New Hampshire *	3-4
1/16	W	Alford Arena	Maine *	7-1
1/19	L	Brown Arena	Providence *	2-5
1/22	W	Appleton	St. Lawrence *	9-6
1/23	T (ot)	Walker Arena	Clarkson *	3-3
1/27	W	Brown Arena	Northeastern *	7-3
1/29	T (ot)	Gutterson	Vermont *	7-7
2/1	W	Boston Garden	Harvard (Pot)	5-1
2/5	L	Starr Rink	Colgate *	3-8
2/8	W	Boston Garden	Boston College (Pot)	3-1
2/13	L	Snively Arena	New Hampshire *	1-7
2/17	W	Baker Rink	Princeton *	7-3
2/20	W	Brown Arena	Vermont *	7-2
2/27	W	Brown Arena	Brown *	9-2
3/3	W	Brown Arena	Boston College *	5-0
3/6	L	Matthews Arena	Northeastern *	6-7

## 1982-83

OVERALL: 18-11-1  
ECAC: 14-7-0, 3rd-East  
COACH: Jack Parker  
CAPTAINS: Jerry August, Tom O'Regan

11/13	W	Brown Arena	Merrimack	8-2
11/20	L	Houston	Rensselaer *	2-4
11/23	W	Brown Arena	Princeton *	5-2
11/28	L (ot)	Brown Arena	Providence *	2-3
12/1	L	Bright Center	Harvard *	3-10
12/4	L	Lynah R		

1/28	W	Brown Arena	Clarkson *	6-3
2/1	W	Brown Arena	Maine *	6-2
2/4	W	Brown Arena	Colgate *	5-4
2/7	L	Boston Garden	Northeastern (Pot)	3-4
2/11	W	Brown Arena	New Hampshire *	3-2
2/14	W	Boston Garden	Harvard (Pot)	5-4
2/19	W	Brown Arena	Northeastern *	8-4
2/23	W	Schneider Arena	Providence *	4-3
2/26	W	Gutterson	Vermont *	7-4
3/1	W	McHugh Forum	Boston College *	3-0
3/4	T	Snively Arena	New Hampshire (ECAC)	3-3
3/5	L	Snively Arena	New Hampshire (ECAC)	3-6

**1983-84**

OVERALL: 28-11-1

ECAC: 15-6-0, T-1st-East

COACH: Jack Parker

CAPTAIN: T.J. Connolly

10/28	W	Brown Arena	Dalhousie	12-1
10/30	W	Brown Arena	Dalhousie	4-0
11/4	W	Brown Arena	Lowell	8-0
11/11	W (ot)	DEC Center	Minnesota-Duluth	3-2
11/12	L	DEC Center	Minnesota-Duluth	4-5
11/16	W	Brown Arena	Merrimack	8-0
11/19	W	Brown Arena	Rensselaer *	3-2
11/27	L	Schneider Arena	Providence *	3-5
11/30	L	Brown Arena	Harvard *	1-3
12/3	W	Brown Arena	Cornell *	4-2
12/7	W	Ingalls Rink	Yale *	7-3
12/10	W (ot)	Alfond Arena	Maine *	3-2
12/29	W	Brown Arena	Western Michigan	8-3
12/30	W	Brown Arena	Western Michigan	5-2
1/3	W	Brown Arena	Northern Arizona	6-5
1/7	W	Baker Rink	Princeton *	5-2
1/11	L	McHugh Forum	Boston College *	3-4
1/14	W	Starr Rink	Colgate *	2-1
1/17	W	Thompson Arena	Dartmouth *	5-4
1/20	W	Walker Arena	Clarkson *	3-2
1/21	L	Appleton	St. Lawrence *	2-6
1/26	W	Brown Arena	Northeastern *	7-5
1/28	W	Snively Arena	New Hampshire *	5-3
1/31	W (ot)	Brown Arena	Brown *	4-3
2/3	W	Brown Arena	Maine *	6-2
2/6	W	Boston Garden	Boston College (Pot)	6-5
2/10	W	Brown Arena	New Hampshire *	3-2
2/13	L	Boston Garden	Northeastern (Pot)	2-5
2/17	T (ot)	Tully Forum	Lowell	2-2
2/21	W	Matthews Arena	Northeastern *	3-2
2/24	L	Brown Arena	Providence *	0-3
2/25	W	Brown Arena	Vermont *	5-3
2/28	L	Brown Arena	Boston College *	1-4
3/2	L	Brown Arena	New Hampshire (ECAC)	3-8
3/3	W	Brown Arena	New Hampshire (ECAC)	5-2
3/3	W (ot)	Brown Arena	New Hampshire (ECAC)	1-0
3/9	W	Boston Garden	Boston College (ECAC)	6-4
3/10	L	Boston Garden	Rensselaer (ECAC)	2-5
3/16	W	Brown Arena	Bowling Green (NCAA)	6-3
3/17	L (ot)	Brown Arena	Bowling Green (NCAA)	1-5

**1984-85**

OVERALL: 24-14-4

HOCKEY EAST: 19-11-4, 2nd

COACH: Jack Parker

CAPTAIN: Joe Delorey

10/12	W	Dane Cty. Col.	Wisconsin *	6-5
10/13	W	Dane Cty. Col.	Wisconsin *	4-2
10/19	L	Brown Arena	Minnesota *	2-5
10/20	W (ot)	Brown Arena	Minnesota *	5-4
10/28	W	Brown Arena	Lowell *	5-0
11/2	T (ot)	Brown Arena	Minnesota-Duluth *	6-6
11/3	L	Brown Arena	Minnesota-Duluth *	2-3
11/10	W	Brown Arena	New Hampshire *	5-4
11/13	L	McHugh Forum	Boston College *	3-6
11/16	L	Brown Arena	Toronto	0-6
11/17	W	Brown Arena	Toronto	5-4
11/24	W	Matthews Arena	Northeastern *	3-1
11/27	W (ot)	Brown Arena	New Hampshire *	3-2
11/30	L	Broadmoor	Colorado College *	1-4
12/1	L	Broadmoor	Colorado College *	1-7
12/8	T (ot)	Brown Arena	Denver *	4-4
12/9	W (ot)	Brown Arena	Denver *	3-2
12/11	W	Schneider Arena	Providence *	7-3
12/28	L	Lakeview Arena	Northern Michigan *	2-4
12/29	L (ot)	Lakeview Arena	Northern Michigan *	5-6
1/4	L	Engelstad Arena	North Dakota *	3-9
1/5	L	Engelstad Arena	North Dakota *	2-5
1/8	L	Brown Arena	Boston College *	1-10
1/11	W	Brown Arena	Michigan Tech *	6-5
1/12	W+	Brown Arena	Michigan Tech *	1-0
1/18	W	Tully Forum	Lowell *	5-2
1/20	W	Alfond Arena	Maine *	6-4
1/26	W	Brown Arena	Northeastern *	5-3
1/30	W	Snively Arena	New Hampshire *	10-7
2/4	W	Boston Garden	Harvard (Pot)	5-3
2/7	T (ot)	Brown Arena	Providence *	3-3
2/11	L	Boston Garden	Northeastern (Pot)	2-4
2/15	W	Brown Arena	Maine *	7-4
2/16	W	Brown Arena	Maine *	7-2
2/19	L	Schneider Arena	Providence *	2-3
2/24	W (ot)	Matthews Arena	Northeastern *	3-2
2/27	W	Brown Arena	Lowell *	5-3
3/3	T (ot)	McHugh Forum	Boston College *	2-2
3/9	W	Brown Arena	Maine (HE)	7-4
3/10	W	Brown Arena	Maine (HE)	4-2
3/15	L	Providence CC	Providence (HE)	2-5
3/16	W	Providence CC	Lowell (HE)	6-4

+Win by forfeit (opponent left ice - score was 5-1, BU)

**1985-86**

OVERALL: 25-14-4

HOCKEY EAST: 20-11-3, 2nd

COACH: Jack Parker

CAPTAINS: Peter Marshall, Chris Matchett

10/26	L	Brown Arena	Northeastern *	3-6
10/29	W	Schneider Arena	Providence *	4-3
11/1	W	Brown Arena	Maine *	4-1
11/8	L (ot)	Stud. Ice Arena	Michigan Tech *	6-7
11/9	W	Stud. Ice Arena	Michigan Tech *	5-3
11/13	L (ot)	Brown Arena	Boston College *	1-2
11/16	W	Tully Forum	Lowell *	6-5
11/19	L	Brown Arena	Northeastern *	2-6
11/22	W	Brown Arena	Colorado College *	5-0
11/23	T (ot)	Brown Arena	Colorado College *	3-3
11/29	L	DEC Center	Minnesota-Duluth *	6-8
11/30	T (ot)	DEC Center	Minnesota-Duluth *	2-2
12/04	L	Brown Arena	Vermont	1-2
12/07	W	Snively Arena	New Hampshire *	4-3
12/10	W	Brown Arena	Providence *	4-2
12/21	E	Brown Arena	Sokol-Kiev (ex)	1-5
12/29	W	Brown Arena	Wisconsin *	7-4
12/30	L	Brown Arena	Wisconsin *	3-6
1/3	L	DU Arena	Denver *	4-5
1/4	W	DU Arena	Denver *	3-1
1/10	L	Mariucci Arena	Minnesota *	1-3
1/11	W	Mariucci Arena	Minnesota *	4-2
1/14	W (ot)	Matthews Arena	Northeastern *	5-4
1/17	W (ot)	Brown Arena	Northern Michigan *	5-4
1/18	W (ot)	Brown Arena	Northern Michigan *	8-7
1/21	W	Brown Arena	New Hampshire *	9-1
1/24	L	Brown Arena	North Dakota *	4-7
1/25	L	Brown Arena	North Dakota *	3-8
1/29	W	Tully Forum	Lowell *	8-5
2/3	W	Boston Garden	Northeastern (Pot)	8-5
2/6	W	Brown Arena	Lowell *	5-3
2/10	W	Boston Garden	Boston College (Pot)	4-1
2/14	W	Alfond Arena	Maine *	3-2
2/15	W	Alfond Arena	Maine *	6-3
2/19	L	McHugh Forum	Boston College *	4-7
2/22	W	Brown Arena	Providence *	2-0
2/26	W	Snively Arena	New Hampshire *	5-1
3/1	T (ot)	Brown Arena	Boston College *	3-3
3/7	T	Brown Arena	New Hampshire (HE)	1-1
3/8	W	Brown Arena	New Hampshire (HE)	4-3
3/14	W	Providence CC	Providence (HE)	3-2
3/15	W	Providence CC	Boston College (HE)	9-4
3/21	L	Brown Arena	Minnesota (NCAA)	4-6
3/22	L	Brown Arena	Minnesota (NCAA)	3-5

**1986-87**

OVERALL: 19-15-3

HOCKEY EAST: 15-14-3, 4th

COACH: Jack Parker

CAPTAIN: John Cullen

10/31	L	Brown Arena	Maine *	2-3
11/1	L	Brown Arena	Maine *	5-7
11/5	W	Snively Arena	New Hampshire *	6-3
11/8	W	Brown Arena	New Hampshire *	5-3
11/14	W	Brown Arena	Michigan Tech *	7-4
11/15	L (ot)	Brown Arena	Northern Michigan *	6-7
11/19	W	Brown Arena	Lowell *	3-1
11/22	L	Tully Forum	Lowell *	2-3
11/25	L	Schneider Arena	Providence *	3-6
11/29	T (ot)	Brown Arena	Providence *	4-4
12/2	L	Boston Garden	Boston College *	6-9
12/6	L	Brown Arena	Boston College *	5-7
12/10	W	Brown Arena	Northeastern *	4-2
12/13	W	Matthews Arena	Northeastern *	3-1
12/28	L	DU Arena	Denver *	2-4
12/29	W	Broadmoor	Colorado College *	4-2
1/2	L	Dane Cty. Col.	Wisconsin *	1-7
1/4	L	Engelstad Arena	North Dakota *	3-4
1/7	W	Matthews Arena	Northeastern *	5-4
1/11	T (ot)	Brown Arena	Northeastern *	4-4
1/16	W	Brown Arena	Minnesota *	6-1
1/17	W	Brown Arena	Minnesota-Duluth *	9-3
1/20	L	Boston Garden	Boston College *	2-8
1/23	L (ot)	Brown Arena	Boston College *	4-5
1/27	T (ot)	Brown Arena	New Hampshire *	4-4
1/30	W	Snively Arena	New Hampshire *	4-2
2/2	W	Boston Garden	Boston College (Pot)	6-3
2/9	W (ot)	Boston Garden	Northeastern (Pot)	4-3
2/12	W (ot)	Brown Arena	Providence *	3-2
2/15	W (ot)	Schneider Arena	Providence *	7-6
2/20	W	House of Ice	US International	5-4
2/21	W	House of Ice	US International	7-1
2/27	L	Alfond Arena	Maine *	3-6
2/28	L	Alfond Arena	Maine *	2-4
3/3	W	Tully Forum	Lowell *	7-4
3/6	W	Brown Arena	Lowell *	3-2
3/10	L	Brown Arena	Northeastern (HE)	2-3

**1987-88**

OVERALL: 14-17-3

HOCKEY EAST: 11-12-3, 3rd

COACH: Jack Parker

CAPTAIN: Dave Quinn, Tom Ryan

10/23	E	Brown Arena	U.S. National Team (ex)	3-6
10/31	W	Tully Forum	Lowell *	5-0
11/4	W	Snively Arena	New Hampshire *	9-8
11/7	L	Brown Arena	Boston College *	3-4

11/10	L	Brown Arena	Northeastern *	3-7
11/14	L	Alfond Arena	Maine *	5-7
11/17	L	Brown Arena	Colgate	5-6
11/21	L (ot)	Schneider Arena	Providence *	6-7
11/24	W	Brown Arena	Yale	8-6
11/28	W	Brown Arena	Colorado College *	6-1
11/30	T (ot)	Brown Arena	Denver *	3-3
12/4	L	Brown Arena	Maine *	2-6
12/5	L	Brown Arena	Maine *	1-7
12/9	T (ot)	Matthews Arena	Boston College *	4-4
12/12	L	Gutterson	Vermont	1-3
1/2	L	Mariucci Arena	Minnesota *	3-5
1/3	T (ot)	DEC Center	Minnesota-Duluth *	4-4
1/8	L	Lakeview Arena	Northern Michigan *	3-7
1/9	L	Stud. Ice Arena	Michigan Tech *	6-9
1/13	W	Brown Arena	Wisconsin *	10-6
1/16	W	Brown Arena	North Dakota *	4-2
1/19	L	Matthews Arena	Northeastern *	1-2
1/23	W	Brown Arena	New Hampshire *	6-4
1/26	W	Tully Forum	Lowell *	6-4
1/29	W	Brown Arena	Providence *	6-4
2/1	W	Boston Garden	Harvard (Pot)	6-4
2/5	W	Brown Arena	New Hampshire *	5-1
2/08	L	Boston Garden	Northeastern (Pot)	3-6
2/14	W	Brown Arena	Bowdoin	5-3
2/17	W	Brown Arena	Lowell *	5-2
2/20	L	Schneider Arena	Providence *	2-5
2/24	L	Matthews Arena	Northeastern *	2-5
2/27	W	Brown Arena	Boston College *	6-3
3/4	L	Brown Arena	Providence (HE)	2-3
3/5	L	Brown Arena	Providence (HE)	4-6

**1988-89**

OVERALL: 14-21-1

HOCKEY EAST: 10-15-1, 5th

COACH: Jack Parker

CAPTAIN: Mike Kelfer

10/29	L	Brown Arena	Northeastern *	6-7
11/1	W	Conte Forum	Boston College *	6-3
11/5	W	Snively Arena	New Hampshire *	5-4
11/8	W	Brown Arena	Providence *	12-3
11/11	L	DU Arena	Denver *	6-8
11/13	T (ot)	Broadmoor	Colorado College *	6-6
11/18	L	Munn Arena	Michigan State	4-6
11/19	L	Munn Arena	Michigan State	3-9
11/25	L	Brown Arena	Northern Michigan *	2-3
11/26	W	Brown Arena	Michigan Tech *	6-4
11/29	L	Brown Arena	Maine *	4-8
12/3	W	Brown Arena	Michigan	9-3
12/7	W	Ingalls Rink	Yale	5-3
12/10	L	Boston Garden	Cornell	2-8
12/13	W	Brown Arena	Lowell *	6-3
12/28	L	War Mem. Aud.	Colgate (SIT)	3-6
12/29	W	War Mem. Aud.	Cornell (SIT)	4-2
1/3	L	Matthews Arena	Northeastern *	4-6
1/6	L	Dane Cty. Col.	Wisconsin *	2-7
1/9	L	Engelstad Arena	North Dakota *	3-7
1/13	L	Conte Forum	Boston College *	3-8
1/17	L	Brown Arena	Northeastern *	1-4
1/20	W	Brown Arena	Minnesota-Duluth *	9-3
1/21	W	Brown Arena	Minnesota *	1-0
1/24	W	Tully Forum	Lowell *	6-2
1/28	L (ot)	Brown Arena	New Hampshire *	2-3
1/31	W	Brown Arena	Lowell *	6-1
2/3	L	Schneider Arena	Providence *	2-4
2/6	W (ot)	Boston Garden	Northeastern (Pot)	5-4
2/13	L	Boston Garden	Harvard (Pot)	6-9
2/18	L	Brown Arena	Providence *	4-6
2/21	W	Snively Arena	New Hampshire *	4-0
2/24	L	Alfond Arena	Maine *	4-8
2/25	L	Alfond Arena	Maine *	

# YEAR-BY-YEAR RESULTS

2/16	W	Tully Forum	Lowell *	5-2
2/17	W	Brown Arena	Lowell *	6-2
2/21	L	Schneider Arena	Providence *	3-4
2/24	L	Alfond Arena	Maine *	2-5
2/27	W	Brown Arena	Boston College *	4-2
3/2	L	Brown Arena	Northeastern (HE)	3-4
3/3	W	Brown Arena	Northeastern (HE)	5-2
3/4	W	Brown Arena	Northeastern (HE)	5-3
3/9	L	Alfond Arena	Maine (HE)	1-3
3/16	L	Brown Arena	North Dakota (NCAA)	5-8
3/17	W	Brown Arena	North Dakota (NCAA)	5-3
3/18	W	Brown Arena	North Dakota (NCAA)	5-0
3/23	L	Munn Arena	Michigan State (NCAA)	3-6
3/24	W	Munn Arena	Michigan State (NCAA)	5-3
3/25	W	Munn Arena	Michigan State (NCAA)	5-3
3/30	L	Joe Louis	Colgate (NCAA)	2-3

## 1990-91

OVERALL: 28-11-2

HOCKEY EAST: 13-6-2, 3rd

COACH: Jack Parker

CAPTAIN: Mark Kryz

10/19	E	Brown Arena	New Hampshire (ex)	5-0
10/27	W	Houston	Rensselaer	9-7
11/3	L	Brown Arena	Colgate	6-9
11/9	T (ot)	Schneider Arena	Providence *	3-3
11/11	L	Conte Forum	Boston College *	2-3
11/16	W	Brown Arena	Denver	12-0
11/17	W	Brown Arena	Denver	9-2
11/20	W	Bright Center	Harvard	4-0
11/24	W	Baker Rink	Princeton	7-2
11/27	W	Brown Arena	Northeastern *	8-5
11/30	L	Brown Arena	Michigan	6-8
12/2	W	Brown Arena	Maine *	7-4
12/5	W	Brown Arena	Merrimack *	7-1
12/8	W	Brown Arena	Providence *	6-2
12/11	W	Tully Forum	Lowell *	6-1
12/21	E	Brown Arena	Dynamo Riga (ex)	3-4
12/28	L	DEC Center	Minnesota-Duluth	3-4
12/29	W	DEC Center	Minnesota-Duluth	6-5
1/2	W	Brown Arena	Lowell *	4-1
1/5	T (ot)	Snively Arena	New Hampshire *	3-3
1/8	W	Brown Arena	Merrimack *	4-0
1/11	L	Brown Arena	Clarkson	3-5
1/12	W	Brown Arena	St. Lawrence	5-3
1/15	W	Brown Arena	New Hampshire *	8-4
1/18	L	Conte Forum	Boston College *	2-5
1/22	W	Brown Arena	Lowell *	7-4
1/25	L	Alfond Arena	Maine *	2-4
1/26	L	Alfond Arena	Maine *	0-4
1/29	W	Brown Arena	Northeastern *	4-3
2/1	L	Snively Arena	New Hampshire *	3-5
2/4	W	Boston Garden	Harvard (Pot)	8-2
2/8	W	Lawler Arena	Merrimack *	6-2
2/11	W	Boston Garden	Boston College (Pot)	8-4
2/16	W	Brown Arena	Providence *	9-5
2/20	W	Matthews Arena	Northeastern *	8-4
2/23	L	Brown Arena	Boston College *	5-6
2/28	W	Brown Arena	Merrimack (HE)	7-1
3/8	W	Boston Garden	Providence (HE)	7-5
3/10	W (ot)	Boston Garden	Maine (HE)	4-3
3/23	W	Brown Arena	Michigan (NCAA)	4-1
3/24	W	Brown Arena	Michigan (NCAA)	8-1
3/28	W	St. Paul CC	Clarkson (NCAA)	7-3
3/30	L (3ot)	St. Paul CC	Northern Michigan (NCAA)	7-8

## 1991-92

OVERALL: 23-8-4

HOCKEY EAST: 11-6-4, T-2nd

COACH: Jack Parker

CAPTAIN: Tom Dion

10/19	E	DCU Center	U.S. National Team (ex)	4-6
10/26	W	Brown Arena	Rensselaer	5-1
11/2	W	Starr Rink	Colgate	4-3
11/8	W	Brown Arena	Minnesota-Duluth	4-3
11/9	W	Brown Arena	Minnesota-Duluth	6-3
11/15	W	Brown Arena	Maine *	5-4
11/16	W^	Brown Arena	Maine *	1-8
11/22	L	Schneider Arena	Providence *	5-8
11/23	L	Snively Arena	New Hampshire *	4-7
11/30	W	Brown Arena	Army	3-2
12/6	W	Matthews Arena	Northeastern *	10-7
12/7	L (ot)	Brown Arena	Boston College *	4-5
12/10	W	Lawler Arena	Merrimack *	6-5
12/20	W	Brown Arena	Dartmouth	9-2
12/28	W (ot)	Thompson Arena	Vermont (ALS)	3-2
12/29	W	Thompson Arena	New Hampshire (ALS)	5-2
1/4	W	Dayton Arena	Bowdoin	6-1
1/10	W	Matthews Arena	Northeastern *	6-4
1/11	W	Brown Arena	UMass Lowell *	5-2
1/17	W	Brown Arena	New Hampshire *	3-1
1/18	W	Tully Forum	UMass Lowell *	5-4
1/24	L	Lawler Arena	Merrimack *	4-5
1/25	T (ot)	Brown Arena	Boston College *	3-3
1/28	W	Brown Arena	Brown	8-2
1/31	T (ot)	Alfond Arena	Maine *	4-4
2/3	W	Boston Garden	Northeastern (Pot)	5-4
2/7	W	Brown Arena	Providence *	6-2
2/10	W	Boston Garden	Harvard (Pot)	5-2
2/14	T (ot)	Tully Forum	UMass Lowell *	2-2
2/15	W	Brown Arena	Northeastern *	5-4
2/21	L (ot)	Brown Arena	New Hampshire *	2-3
2/22	T (ot)	Schneider Arena	Providence *	3-3
2/28	L	Conte Forum	Boston College *	2-3
2/29	W	Brown Arena	Merrimack *	7-4
3/7	L	Brown Arena	Boston College (HE)	2-5
3/26	L	Providence CC	Michigan State (NCAA)	2-4

^Win by forfeit (ineligible player)

## 1992-93

OVERALL: 29-9-2

HOCKEY EAST: 18-5-1, 2nd

COACH: Jack Parker

CAPTAIN: Kevin O'Sullivan, David Sacco

10/31	W	Brown Arena	Colgate	5-3
11/6	T	Houston (ot)	Rensselaer	2-2
11/13	W	Brown Arena	Northeastern *	9-4
11/14	L	Matthews Arena	Northeastern *	1-2
11/20	L	Brown Arena	Maine *	3-4
11/21	L	Brown Arena	Maine *	3-6
11/24	W	Brown Arena	Harvard	4-3
11/28	L	Baker Rink	Princeton	2-3
12/4	W	Lawler Arena	Merrimack *	5-2
12/5	W	Brown Arena	Merrimack *	5-4
12/9	W	Brown Arena	Boston College *	7-4
12/12	W	Thompson Arena	Dartmouth	6-3
12/28	W	Bradley Center	Miami (BS)	4-3
12/29	W	Bradley Center	Wisconsin (BS)	6-3
1/2	W	Tate Rink	Army	8-1
1/5	W	Tully Forum	UMass Lowell *	6-2
1/8	T (ot)	Schneider Arena	Providence *	5-5
1/9	W	Brown Arena	Providence *	7-2
1/15	W	Conte Forum	Boston College *	5-1
1/16	W	Brown Arena	Boston College *	7-2
1/22	W	Snively Arena	New Hampshire *	3-1
1/23	L	Brown Arena	New Hampshire *	4-6
1/27	W	Brown Arena	UMass Lowell *	6-4
1/29	W (ot)	Tully Forum	UMass Lowell *	6-5
2/1	W	Boston Garden	Boston College (Pot)	8-2
2/5	W	Brown Arena	New Hampshire *	4-0
2/8	L	Boston Garden	Harvard (Pot)	2-4
2/12	W	Brown Arena	Merrimack *	6-2
2/13	W	Lawler Arena	Merrimack *	5-4
2/19	W (ot)	Alfond Arena	Maine *	7-6
2/20	L	Alfond Arena	Maine *	1-6
2/26	W (ot)	Matthews Arena	Northeastern *	4-3
2/27	W	Brown Arena	Northeastern *	5-3
3/5	W	Schneider Arena	Providence *	12-6
3/12	W	Brown Arena	Boston College (HE)	6-2
3/14	W	Brown Arena	Boston College (HE)	5-1
3/19	W	Boston Garden	New Hampshire (HE)	2-0
3/20	L	Boston Garden	Maine (HE)	2-5
3/27	W	DCU Center	Northern Michigan (NCAA)	4-1
4/1	L	Bradley Center	Lake Superior State (NCAA)	1-6

## 1993-94

OVERALL: 34-7-0

HOCKEY EAST: 21-3-0, 1st

COACH: Jack Parker

CAPTAIN: Doug Friedman

10/15	E	Brown Arena	U.S. National Team (ex)	0-8
10/23	W	Brown Arena	North Dakota	6-3
10/30	W	Starr Rink	Colgate	8-4
11/6	L	Brown Arena	Rensselaer	2-4
11/12	L	Matthews Arena	Northeastern *	4-5
11/13	W	Brown Arena	Northeastern *	7-2
11/19	W	Alfond Arena	Maine *	5-3
11/20	W†	Alfond Arena	Maine *	1-5
11/23	W	Lynah Rink	Cornell	4-3
11/28	W	Brown Arena	Princeton	7-3
12/3	W	Brown Arena	Merrimack *	10-4
12/4	W	Lawler Arena	Merrimack *	4-3
12/8	W	Meehan	Brown	2-1
12/11	W	Conte Forum	Boston College *	5-2
12/29	W	Gutterson	Vermont (VHC)	5-2
12/30	L	Gutterson	New Hampshire (VHC)	2-3
1/4	W	Brown Arena	UMass Lowell *	9-1
1/8	L	Brown Arena	Providence *	4-5
1/14	W	Conte Forum	Boston College *	6-2
1/15	W	Brown Arena	Boston College *	6-4
1/21	W	Brown Arena	New Hampshire *	5-3
1/22	W	Snively Arena	New Hampshire *	2-1
1/28	W	Lawler Arena	Merrimack *	5-4
1/29	W	Brown Arena	Merrimack *	8-4
2/2	L	Tully Forum	UMass Lowell *	2-4
2/4	W	Brown Arena	UMass Lowell *	5-2
2/7	L	Boston Garden	Harvard (Pot)	2-4
2/14	W	Boston Garden	Northeastern (Pot)	8-0
2/19	W† (ot)	Brown Arena	Maine *	0-0
2/20	W	Brown Arena	Maine *	5-1
2/25	W	Brown Arena	Northeastern *	9-3
2/26	W	Matthews Arena	Northeastern *	3-2
3/1	W	Snively Arena	New Hampshire *	5-2
3/4	W	Schneider Arena	Providence *	4-0
3/5	W	Brown Arena	Providence *	6-1
3/11	W	Brown Arena	Maine (HE)	8-5
3/12	W	Brown Arena	Maine (HE)	4-3
3/18	W	Boston Garden	Northeastern (HE)	5-2
3/19	W	Boston Garden	UMass Lowell (HE)	3-2
3/26	W	Pepsi Arena	Wisconsin (NCAA)	4-1
3/31	W	St. Paul CC	Minnesota (NCAA)	4-1
4/2	L	St. Paul CC	Lake Superior State (NCAA)	1-9

†Win by forfeit (ineligible player)

## 1994-95

OVERALL: 31-6-3, NATIONAL CHAMPIONS

HOCKEY EAST: 16-5-3, T-1st

COACH: Jack Parker

CAPTAIN: Jacques Joubert

10/15	E	Brown Arena	New Brunswick (ex)	7-6
10/28	W	Houston	Rensselaer	5-1

10/30	T (ot)	Brown Arena	Maine *	3-3
11/4	W	Brown Arena	UMass Lowell *	9-7
11/5	T (ot)	Tully Forum	UMass Lowell *	7-7
11/11	L	Matthews Arena	Northeastern *	1-3
11/12	W	Brown Arena	Northeastern *	4-2
11/18	W	Mullins Center	Massachusetts *	7-0
11/19	W	Brown Arena	Massachusetts *	7-4
11/22	W	Bright Center	Harvard	6-1
11/25	W	The Forum	Princeton (GWF)	6-2
11/27	L (ot)	The Forum	Maine (GWF)	5-6
12/2	L	Alfond Arena	Maine *	5-6
12/3	T (ot)	Alfond Arena	Maine *	5-5
12/7	W	Brown Arena	Vermont	11-1
12/10	W	Brown Arena	Dartmouth	10-2
12/30	W	Mariucci Arena	Western Michigan (MC)	5-2
12/31	W (ot)	Mariucci Arena	Minnesota (MC)	4-3
1/6	W	Brown Arena	New Hampshire *	5-1
1/10	W	Schneider Arena	Providence *	9-2
1/13	L	Brown Arena	Merrimack *	2-3
1/14	W	Brown Arena	Northeastern *	6-2
1/20	W	Conte Forum	Boston College *	7-4
1/21	W	Brown Arena	Boston College *	5-1
1/26	L	Cumberland CC	New Hampshire *	2-4
1/28	W	Brown Arena	New Hampshire *	7-3
2/3	W	Mullins Center	Massachusetts *	5-1
2/6	W	Boston Garden	Northeastern (Pot)	6-2
2/10	W	Tully Forum	UMass Lowell *	9-6
2/13	W	Boston Garden	Boston College (Pot)	5-1
2/17	L	Schneider Arena	Providence *	1-8
2/18	W	Brown Arena	Providence *	6-3
2/24	W	Lawler Arena	Merrimack *	4-1
2/25	W	Brown Arena	Merrimack *	5-3
3/4	W	Brown Arena	Boston College *	10-3
3/12	W	Brown Arena	Merrimack (HE)	4-3
3/17	W	Boston Garden	UMass Lowell (HE)	4-2
3/18	W	Boston Garden	Providence (HE)	3-2
3/25	W	DCU Center	Lake Superior State (NCAA)	6-2
3/30	W	Providence CC	Minnesota (NCAA)	7-3
4/1	W	Providence CC	Maine (NCAA)	6-2

## 1995-96

OVERALL: 30-7-3

HOCKEY EAST: 17-5-2, 1st

COACH: Jack Parker

CAPTAIN: Jay Dandolfo

10/14	E	Brown Arena	Toronto (ex)	12-0
10/20	W	Brown Arena	North Dakota	8-5
10/28	W	Gutterson	Vermont	5-4
11/3	W	Matthews Arena	Northeastern *	6-4
11/4	W	Brown Arena	Northeastern *	10-2
11/10	L (ot)	Whitemore	New Hampshire *	5-6
11/11	W	Brown Arena	New Hampshire *	7-2
11/14	W	Alfond Arena	Maine *	5-2
11/21	W	Brown Arena	Cornell	7-1
11/24	W	Brown Arena	St. Lawrence	7-2
11/25	T (ot)	Brown Arena	Clarkson	4-4
12/1	W	Mullins Center	Massachusetts *	5-2
12/2	W	Brown Arena	Massachusetts *	6-2
12/8	W	Lawler Arena	Merrimack *	6-1
12/9	W	Brown Arena	Merrimack *	8-6
12/12	W	Thompson Arena	Dartmouth	8-3
12/28	W	Bradley Center	Princeton (BS)	10-2
12/29	W	Bradley Center	Notre Dame (BS)	7-3
1/5	W	Whitemore	New Hampshire *	7-5
1/12	T (ot)	Conte Forum	Boston College *	4-4
1/13	W	Brown Arena	Boston College *	10-3
1/19	W	Brown Arena	Maine *	4-3
1/20	T (ot)	Brown Arena	Maine *	3-3
1/26				

12/27	L	Engelstad Arena	North Dakota	4-6
12/28	T (ot)	Engelstad Arena	North Dakota	2-2
1/3	W	Brown Arena	New Hampshire *	9-4
1/5	W (ot)	Whittemore	New Hampshire *	3-2
1/11	W	Brown Arena	Northeastern *	5-4
1/17	T (ot)	Brown Arena	Boston College *	5-5
1/18	T (ot)	Conte Forum	Boston College *	4-4
1/24	L	Tully Forum	UMass Lowell *	1-3
1/25	L	Brown Arena	Maine *	1-3
1/31	W	Schneider Arena	Providence *	6-2
2/3	W	TDBN Garden	Harvard (Pot)	7-1
2/7	W	Mullins Center	Massachusetts *	6-3
2/10	W	TDBN Garden	Boston College (Pot)	4-2
2/14	W	Tully Forum	UMass Lowell *	6-1
2/15	T (ot)	Brown Arena	UMass Lowell *	5-5
2/21	L	Alfond Arena	Maine *	0-3
2/22	L	Alfond Arena	Maine *	2-7
2/28	W	Brown Arena	Merrimack *	2-1
3/1	W	Brown Arena	New Hampshire *	5-1
3/7	W	Brown Arena	Northeastern (HE)	6-2
3/8	W	Brown Arena	Northeastern (HE)	7-1
3/14	W	TDBN Garden	UMass Lowell (HE)	3-2
3/15	W	TDBN Garden	New Hampshire (HE)	4-2
3/22	W	DCU Center (ot)	Denver (NCAA)	4-3
3/27	W	Bradley Center	Michigan (NCAA)	3-2
3/29	L	Bradley Center	North Dakota (NCAA)	4-6

**1997-98**

OVERALL: 28-8-2

HOCKEY EAST: 18-4-2, 1st

COACH: Jack Parker

CAPTAIN: Chris Drury, Chris Kelleher

10/10	E	Dane Cty. Col.	Michigan State (IB) (ex)	1-3
10/11	E	Dane Cty. Col.	Clarkson (IB) (ex)	5-4
10/18	W	Brown Arena	Rensselaer	6-0
10/25	W	Gutterson	Vermont	3-2
10/31	W	Brown Arena	Massachusetts *	5-2
11/8	W	Alfond Arena	Maine *	6-0
11/14	L	Whittemore	New Hampshire *	0-5
11/15	W	Brown Arena	New Hampshire *	4-2
11/21	W	Brown Arena	Brown	8-1
11/25	W	Bright Center	Harvard	5-3
11/28	W	Brown Arena	Clarkson	4-0
11/29	W	Brown Arena	St. Lawrence	6-3
12/4	W	Lawler Arena	Merrimack *	4-2
12/7	W	Conte Forum	Boston College *	5-1
12/9	T (ot)	Brown Arena	Boston College *	3-3
12/12	T (ot)	Whittemore	New Hampshire *	4-4
12/30	L	Baker Rink	Princeton	2-3
1/3	W	Brown Arena	Niagara	6-2
1/9	L	Conte Forum	Boston College *	2-4
1/10	W	Brown Arena	Providence *	1-0
1/16	L (ot)	Matthews Arena	Northeastern *	1-2
1/17	W	Brown Arena	Northeastern *	3-2
1/23	W	Brown Arena	Maine *	4-3
1/24	W	Brown Arena	Maine *	3-2
1/30	W	Lawler Arena	Merrimack *	6-3
2/2	W	TDBN Garden	Northeastern (Pot)	4-1
2/6	W	Brown Arena	UMass Lowell *	7-3
2/9	W (ot)	TDBN Garden	Harvard (Pot)	2-1
2/13	L	Brown Arena	UMass Lowell *	2-5
2/14	W	Tsongas Arena	UMass Lowell *	5-1
2/20	W	Schneider Arena	Providence *	5-1
2/21	W	Brown Arena	Providence *	3-2
2/27	W	Mullins Center	Massachusetts *	3-1
2/28	W	Brown Arena	Massachusetts *	5-1
3/5	W	Matthews Arena	Northeastern *	5-2
3/8	W	Brown Arena	Merrimack *	9-1
3/13	L	Brown Arena	Merrimack (HE)	1-4
3/14	W	Brown Arena	Merrimack (HE)	6-5
3/15	L	Brown Arena	Merrimack (HE)	4-5
3/29	L (ot)	Pepsi Arena	New Hampshire (NCAA)	3-4

**1998-99**

OVERALL: 14-20-3

HOCKEY EAST: 8-13-3, 5th

COACH: Jack Parker

CAPTAIN: Albie O'Connell

10/10	E	Brown Arena	Windsor (ex)	9-3
10/17	L (ot)	Houston	Rensselaer	3-4
10/24	L	Brown Arena	Vermont	6-8
10/30	L	Schneider Arena	Providence *	4-5
10/31	L	Brown Arena	Providence *	4-6
11/6	W	Brown Arena	Princeton	9-1
11/13	T (ot)	Whittemore	New Hampshire *	2-2
11/14	L	Brown Arena	New Hampshire *	1-3
11/20	L	Conte Forum	Boston College *	2-6
11/21	W	Brown Arena	Boston College *	4-2
11/24	L	Brown Arena	Harvard	3-5
11/27	L	Cheel Arena	Clarkson	2-4
11/28	W	Appleton	St. Lawrence	2-1
12/4	W	Brown Arena	Massachusetts *	3-2
12/5	W	Mullins Center	Massachusetts *	3-2
12/11	W	Tsongas Arena	UMass Lowell *	5-3
12/12	W	Brown Arena	UMass Lowell *	4-3
12/27	W	Mariucci Arena	Ohio State (MC)	2-1
12/28	L	Mariucci Arena	Princeton (MC)	0-3
1/5	L	Brown Arena	Maine *	3-4
1/8	T (ot)	Brown Arena	Merrimack *	5-5
1/10	L	Lawler Arena	Merrimack *	2-4
1/17	L	Brown Arena	Northeastern *	1-3
1/23	L	Mullins Center	Massachusetts *	4-5
1/29	L	Tsongas Arena	UMass Lowell *	1-4
2/1	W (ot)	TDBN Garden	Boston College (Pot)	3-2
2/5	W	Brown Arena	Merrimack *	6-3
2/8	W	TDBN Garden	Northeastern (Pot)	4-2
2/12	T (ot)	Brown Arena	New Hampshire *	2-2
2/13	L	Schneider Arena	Providence *	3-6

2/19	L	Alfond Arena	Maine *	2-7
2/20	W	Alfond Arena	Maine *	4-1
2/26	W	Matthews Arena	Northeastern *	2-1
2/27	L	Brown Arena	Northeastern *	3-4
3/5	L	Brown Arena	Boston College *	2-3
3/12	L	Schneider Arena	Providence (HE)	2-8
3/13	W	Schneider Arena	Providence (HE)	8-2
3/14	L	Schneider Arena	Providence (HE)	1-5

**1999-00**

OVERALL: 25-10-7

HOCKEY EAST: 15-3-6, 1st

COACH: Jack Parker

CAPTAIN: Tommi Degemen

10/9	W	Sullivan Arena	Air Force (JNC)	8-3
10/10	W	Sullivan Arena	Alaska Anchorage (JNC)	5-3
10/15	L	Pepsi Arena	Rensselaer (FOC)	2-3
10/16	L	Pepsi Arena	Niagara (FOC)	0-3
10/23	L	Gutterson	Vermont	4-7
10/30	W	Brown Arena	Providence *	3-2
11/5	W	Lawler Arena	Merrimack *	5-2
11/6	W	Brown Arena	Merrimack *	4-2
11/12	W	Brown Arena	UMass Lowell *	4-3
11/13	T (ot)	Brown Arena	Northeastern *	4-4
11/19	T (ot)	Whittemore	New Hampshire *	5-5
11/23	W	Bright Center	Harvard	2-1
11/26	W	Brown Arena	Denver	4-0
11/27	W	Brown Arena	Colorado College	5-1
12/3	W	Mullins Center	Massachusetts *	2-1
12/4	W (ot)	Brown Arena	Massachusetts *	4-3
12/10	L	Alfond Arena	Maine *	2-4
12/27	L	DEC Center	Ferris State (SS)	3-4
12/28	L	DEC Center	Minnesota-Duluth (SS)	5-8
1/8	T (ot)	Conte Forum	Minnesota-Duluth (SS)	4-4
1/9	W	Brown Arena	Boston College *	2-1
1/15	W	Brown Arena	Maine *	5-4
1/16	T (ot)	Brown Arena	Maine *	3-3
1/21	W	Tsongas Arena	UMass Lowell *	5-0
1/23	T (ot)	Brown Arena	Yale	1-1
1/28	T (ot)	Whittemore	New Hampshire *	3-3
1/29	W	Brown Arena	New Hampshire *	4-2
2/4	W	Mullins Center	Massachusetts *	3-2
2/7	W	TDBN Garden	Harvard (Pot)	4-0
2/11	W	Brown Arena	UMass Lowell *	5-3
2/14	W	TDBN Garden	Boston College (Pot)	4-1
2/18	L	Schneider Arena	Providence *	2-5
2/19	W	Brown Arena	Providence *	4-3
2/25	W	Matthews Arena	Northeastern *	3-1
2/27	W	Brown Arena	Northeastern *	4-3
3/3	T (ot)	Lawler Arena	Merrimack *	3-3
3/5	L	Conte Forum	Boston College *	2-6
3/10	W	Brown Arena	Massachusetts (HE)	4-2
3/11	W	Brown Arena	Massachusetts (HE)	5-2
3/17	L	TDBN Garden	Maine (HE)	2-4
3/25	W	Pepsi Arena	St. Cloud State (NCAA)	5-3
3/26	L (4ot)	Pepsi Arena	St. Lawrence (NCAA)	2-3

**2000-01**

OVERALL: 14-20-3

HOCKEY EAST: 9-12-3, 6th

COACH: Jack Parker

CAPTAIN: Carl Corazzini

10/07	E	Brown Arena	Toronto (ex)	5-3
10/14	L	Brown Arena	Rensselaer	4-5
10/21	W	Brown Arena	Vermont	3-1
10/28	T (ot)	Schneider Arena	Providence *	4-4
11/3	L	Lawler Arena	Merrimack *	4-5
11/4	W	Brown Arena	Merrimack *	3-0
11/10	L	Tsongas Arena	UMass Lowell *	2-4
11/12	L	Matthews Arena	Northeastern *	1-4
11/17	L	Brown Arena	New Hampshire *	1-2
11/21	L	Brown Arena	Harvard	3-4
11/24	L	Magness Arena	Denver	2-5
11/25	L	World Arena	Colorado College	3-5
12/1	W	Mullins Center	Massachusetts *	5-2
12/2	W	Brown Arena	Massachusetts *	4-2
12/8	W	Brown Arena	Maine *	3-2
12/29	W	Bradley Center	North Dakota (BS)	4-3
12/30	L	Bradley Center	Wisconsin (BS)	2-3
1/6	W	Brown Arena	Boston College *	3-2
1/7	L	Conte Forum	Boston College *	2-5
1/12	T (ot)	Alfond Arena	Maine *	3-3
1/13	L	Alfond Arena	Maine *	1-3
1/19	L	Brown Arena	UMass Lowell *	1-4
1/21	W	Brown Arena	Niagara	5-1
1/26	W	Brown Arena	New Hampshire *	2-1
1/27	W	Whittemore	New Hampshire *	4-2
2/2	W	Brown Arena	Massachusetts *	5-1
2/5	W	TDBN Garden	Northeastern (Pot)	6-4
2/9	L	Tsongas Arena	UMass Lowell *	2-3
2/12	L	TDBN Garden	Boston College (Pot)	3-5
2/16	L	Schneider Arena	Providence *	3-4
2/17	T (ot)	Brown Arena	Providence *	5-5
2/23	W	Matthews Arena	Northeastern *	2-1
2/24	L	Brown Arena	Northeastern *	3-4
3/2	L	Brown Arena	Merrimack *	2-3
3/4	L	Brown Arena	Boston College *	1-5
3/9	L	Schneider Arena	Providence (HE)	3-6
3/10	W	Schneider Arena	Providence (HE)	2-1
3/11	L (2ot)	Schneider Arena	Providence (HE)	3-4

**2001-02**

OVERALL: 25-10-3

HOCKEY EAST: 15-6-3, T-2nd

COACH: Jack Parker

CAPTAINS: Chris Dymet, Mike Pandolfo

10/5	E	Brown Arena	St. Francis Xavier (ex)	4-0
10/13	W	Brown Arena	Rensselaer	6-5
10/20	W	Gutterson	Vermont	6-3
10/28	W	Brown Arena	Merrimack *	4-0
11/2	W	Brown Arena	Northeastern *	4-3
11/4	T (ot)	Brown Arena	New Hampshire *	1-1
11/9	W (ot)	Alfond Arena	Maine *	3-2
11/13	W (ot)	Ingalls Rink	Yale	4-3
11/17	L	Conte Forum	Boston College *	1-3
11/20	W	Bright Center	Harvard	8-4
11/24	W	Brown Arena	Cornell	5-3
11/25	L	Brown Arena	Cornell	2-4
12/1	L	Tsongas Arena	UMass Lowell *	2-3
12/7	W	Mullins Center	Massachusetts *	5-2
12/9	W	Brown Arena	Massachusetts *	3-2
12/20	W	Omaha Civic	Nebraska Omaha	4-1
12/21	L (ot)	Omaha Civic	Nebraska Omaha	3-4
1/4	W	Matthews Arena	Northeastern *	3-2
1/6	L	Brown Arena	Northeastern *	0-3
1/11	T (ot)	Schneider Arena	Providence *	5-5
1/18	W	Conte Forum	Boston College *	2-1
1/20	W	Brown Arena	Boston College *	3-1
1/25	L	Whittemore	New Hampshire *	1-6
1/27	L	Brown Arena	New Hampshire *	3-5
1/30	W	Lawler Arena	Merrimack *	4-1
2/1	W	Lawler Arena	Merrimack *	3-2
2/4	W	TDBN Garden	Boston College (Pot)	5-3
2/8	W	Brown Arena	Massachusetts *	4-2
2/11	W	TDBN Garden	Northeastern (Pot)	5-3
2/15	W	Brown Arena	UMass Lowell *	5-1
2/16	W	Tsongas Arena	UMass Lowell *	5-3
2/22	W	Brown Arena	Providence *	5-2
2/23	W	Schneider Arena	Providence *	4-2
3/1	L	Brown Arena	Maine *	6-9
3/2	T (ot)	Brown Arena	Maine *	4-4
3/8	W	Brown Arena	Providence (HE)	3-2
3/9	W	Brown Arena	Providence (HE)	4-2
3/15	L	TDBN Garden	Maine (HE)	3-4
3/24	L	DCU Center	Maine (NCAA)	3-4

**2002-03**

OVERALL: 25-14-3

HOCKEY EAST: 13-10-1, T-4th

COACH: Jack Parker

CAPTAIN: Freddy Meyer

10/4	E	Brown Arena	Concordia (ex)	2-0
10/11	T (ot)	Kohl Center	North Michigan (IB)	4-4
10/12	W	Kohl Center	Rensselaer (IB)	5-1
10/18	T (ot)	Brown Arena	Vermont	1-1
10/22	L	Lawler Arena	Merrimack *	3-5
10/25	W	Brown Arena	Nebraska Omaha	6-4
11/1	W	Matthews Arena	Northeastern *	7-6
11/2	W	Whittemore	New Hampshire *	3-2
11/9	W	Brown Arena	Merrimack *	2-1
11/15	L	Brown Arena	Boston College *	2-3
11/16	L	Brown Arena	Maine *	3-7
11/21	W	Brown Arena	UMass Lowell *	3-2
11/26	W	Brown Arena	Harvard	3-0
11/30	L	Lynah Rink	Cornell	1-4
12/1	L	Lynah Rink	Cornell	1-5
12/6	L (ot)	Mullins Center	Massachusetts *	4-5
12/7	W	Brown Arena	Massachusetts *	3-1
12/10	W	Houston	Rensselaer	4-1
12/28	W	Joe Louis	Michigan State (GLI)	6-1

# YEAR-BY-YEAR RESULTS

11/21	L	Brown Arena	UMass Lowell *	1-3
11/22	T (ot)	Tsongas Arena	UMass Lowell *	3-3
11/25	L	Bright Center	Harvard	2-5
11/28	T (ot)	Brown Arena	Dartmouth	2-2
11/30	W	Brown Arena	Yale	7-2
12/5	L	Conte Forum	Boston College *	2-5
12/13	W	Brown Arena	Niagara	5-1
1/2	T (ot)	Mariucci Arena	Minnesota	5-5
1/3	T (ot)	Mariucci Arena	Minnesota	5-5
1/7	L	Brown Arena	Massachusetts *	1-2
1/9	W (ot)	Brown Arena	Northeastern *	4-3
1/16	L	Conte Forum	Boston College *	1-5
1/17	L	Brown Arena	Boston College *	2-3
1/23	L	Brown Arena	Maine *	4-8
1/24	W	Brown Arena	Maine *	1-0
1/30	L	Tsongas Arena	UMass Lowell *	1-2
2/2	W	TDBN Garden	Northeastern (Pot)	5-2
2/6	L	Brown Arena	Providence *	0-2
2/9	L (ot)	TDBN Garden	Boston College (Pot)	1-3
2/12	L	Lawler Arena	Merrimack *	1-2
2/14	L	Schneider Arena	Providence *	1-2
2/20	W	Brown Arena	Massachusetts *	6-1
2/21	T (ot)	Mullins Center	Massachusetts *	2-2
2/27	T	Matthews Arena	Northeastern *	2-2
2/28	L	Brown Arena	Northeastern *	3-6
3/4	T (ot)	Brown Arena	New Hampshire *	3-3
3/6	W (ot)	Whittemore	New Hampshire *	4-3
3/11	W	Conte Forum	Boston College (HE)	3-2
3/12	L	Conte Forum	Boston College (HE)	0-4
3/13	W	Conte Forum	Boston College (HE)	4-2
3/19	L	TDBN Garden	Maine (HE)	0-1

## 2004-05

OVERALL: 23-14-4

HOCKEY EAST: 15-5-4, T-2nd

COACH: Jack Parker

CAPTAIN: Brian McConnell

10/8	L	Nutter Center	Miami (LMI)	1-5
10/9	L	Nutter Center	Michigan (LMI)	2-7
10/16	W	Brown Arena	Vermont	4-1
10/22	W	Brown Arena	Providence *	3-2
10/24	E	Brown Arena	BU Alumni (ex)	5-9
10/31	W	Brown Arena	Maine *	2-1
11/5	L	VW Arena	New Hampshire *	3-4
11/12	W	Brown Arena	Merrimack *	6-4
11/13	W	Lawler Arena	Merrimack *	3-1
11/19	W	Tsongas Arena	UMass Lowell *	7-2
11/20	W	Brown Arena	UMass Lowell *	5-3
11/23	L	Brown Arena	Harvard	1-2
11/26	L	Magness Arena	Denver	1-4
11/27	L	World Arena	Colorado College	3-7
12/3	W	Brown Arena	Boston College *	3-2
12/4	W	Mullins Center	Massachusetts *	7-1
12/11	W	Houston	Rensselaer	4-1
12/29	W	Brown Arena	Nebraska Omaha	4-1
1/2	L	Brown Arena	Minnesota	1-2
1/3	W	Agganis Arena	Minnesota	2-1
1/7	W	Matthews Arena	Northeastern *	3-1
1/8	E	Agganis Arena	US Under-18 Team (ex)	4-1
1/14	L	Conte Forum	Boston College *	3-6
1/15	L	Agganis Arena	Boston College *	0-2
1/21	T (ot)	Alfond Arena	Maine *	1-1
1/22	L	Alfond Arena	Maine *	2-4
1/27	W	Agganis Arena	Merrimack *	2-1
1/29	W	Agganis Arena	Providence *	3-2
2/4	T (ot)	Agganis Arena	UMass Lowell *	4-4
2/7	W	TDBN Garden	Boston College (Pot)	2-1
2/11	W	Schneider Arena	Providence *	4-2
2/14	W (ot)	TDBN Garden	Northeastern (Pot)	3-2
2/18	W	Mullins Center	Massachusetts *	3-0
2/19	W	Agganis Arena	Massachusetts *	2-1
2/23	T (ot)	Matthews Arena	Northeastern *	2-2
2/26	L	Agganis Arena	Northeastern *	1-2
3/3	T (ot)	Agganis Arena	New Hampshire *	4-4
3/5	W	Whittemore	New Hampshire *	3-2
3/11	L	Agganis Arena	Providence (HE)	1-4
3/12	W	Agganis Arena	Providence (HE)	2-0
3/13	W	Agganis Arena	Providence (HE)	2-0
3/18	L	TDBN Garden	New Hampshire (HE)	2-5
3/25	L	DCU Center	North Dakota (NCAA)	0-4

## 2005-06

OVERALL: 26-10-4

HOCKEY EAST: 17-7-3, 1st

COACH: Jack Parker

CAPTAINS: David Van der Gulik, Brad Zancanaro				
10/7	E	Agganis Arena	Toronto (ex)	4-0
10/15	W	Agganis Arena	UMass Lowell *	3-1
10/21	L	Agganis Arena	Rensselaer	2-3
10/28	L	Tsongas Arena	UMass Lowell *	4-7
10/29	E (ot)	Agganis Arena	US Under-18 Team (ex)	3-2
11/4	W	Agganis Arena	Vermont *	4-2
11/6	W	Alfond Arena	Maine *	2-1
11/11	L	Agganis Arena	New Hampshire *	2-3
11/12	L	Mullins Center	Massachusetts *	2-4
11/18	T (ot)	Schneider Arena	Providence *	2-2
11/22	T (ot)	Bright Center	Harvard	2-2
11/25	W	Agganis Arena	Denver	1-0
11/26	L (ot)	Agganis Arena	Colorado College	5-6
12/2	L	Conte Forum	Boston College *	1-2
12/3	W	Agganis Arena	Boston College *	6-2
12/8	L	Schneider Arena	Providence *	1-4
12/10	W	Thompson Arena	Dartmouth	5-1
12/30	W	Agganis Arena	Merrimack *	4-2
1/6	L	Agganis Arena	Providence *	1-5
1/7	W	Matthews Arena	Northeastern *	4-0
1/13	W	Agganis Arena	Maine *	3-2
1/14	W	Agganis Arena	Maine *	5-4

1/20	W	Lawler Arena	Merrimack *	5-3
1/21	W	Agganis Arena	Merrimack *	5-0
1/27	W	Conte Forum	Boston College *	4-3
1/28	W	Agganis Arena	Massachusetts *	3-1
2/3	W	Tsongas Arena	UMass Lowell *	5-1
2/6	W	TDBN Garden	Harvard (Pot)	5-3
2/10	W	Agganis Arena	Massachusetts *	3-0
2/13	W	TDBN Garden	Boston College (Pot)	3-2
2/17	L	Agganis Arena	New Hampshire *	4-7
2/18	W	Whittemore	New Hampshire *	3-2
2/24	T (ot)	Gutterson	Vermont *	1-1
2/25	T (ot)	Gutterson	Vermont *	2-2
3/3	W	Matthews Arena	Northeastern *	5-3
3/4	W	Agganis Arena	Northeastern *	5-3
3/10	W	Agganis Arena	Massachusetts (HE)	4-1
3/11	W	Agganis Arena	Massachusetts (HE)	4-1
3/17	W	TDBN Garden	New Hampshire (HE)	9-2
3/18	W (ot)	TDBN Garden	Boston College (HE)	2-1
3/24	W	DCU Center	Nebraska Omaha (NCAA)	9-2
3/25	L	DCU Center	Boston College (NCAA)	0-5

## 2006-07

OVERALL: 20-10-9

HOCKEY EAST: 13-6-8, 3rd

COACH: Jack Parker

CAPTAIN: Sean Sullivan

10/7	E	Agganis Arena	New Brunswick (ex)	3-2
10/14	T	Houston	Rensselaer	4-4
10/20	W	Agganis Arena	Northeastern *	4-3
10/21	W	Lawler Arena	Merrimack *	4-1
10/27	L	Agganis Arena	UMass Lowell *	1-2
11/3	T (ot)	Tsongas Arena	UMass Lowell *	1-1
11/4	T (ot)	Agganis Arena	Maine *	2-2
11/10	T (ot)	Whittemore	New Hampshire *	4-4
11/14	L	Gutterson	Vermont *	1-2
11/17	W	Agganis Arena	Providence	1-0
11/21	W	Agganis Arena	Harvard	2-1
11/25	W (ot)	Agganis Arena	Yale	2-1
11/28	T (ot)	Agganis Arena	Massachusetts	2-2
12/2	L	Agganis Arena	Boston College *	0-1
12/8	W	Agganis Arena	Providence *	4-2
12/29	L	Thompson Arena	St. Lawrence (LNB)	3-4
12/30	W	Thompson Arena	Dartmouth (LNB)	3-0
1/5	W	Schneider Arena	Providence *	5-1
1/6	T	Agganis Arena	Northeastern *	0-0
1/12	W	Alfond Arena	Maine *	6-5
1/13	W	Alfond Arena	Maine *	3-0
1/19	W	Lawler Arena	Merrimack *	3-0
1/20	W	Agganis Arena	Merrimack *	2-1
1/24	W	Conte Forum	Boston College *	4-1
1/26	L	Agganis Arena	Boston College *	2-5
1/27	T (ot)	Mullins Center	Massachusetts *	3-3
2/2	T (ot)	Agganis Arena	UMass Lowell *	0-0
2/5	W	TDBN Garden	Northeastern (Pot)	4-0
2/9	W	Mullins Center	Massachusetts *	3-2
2/12	W (ot)	TDBN Garden	Boston College (Pot)	2-1
2/16	W	Whittemore	New Hampshire *	4-2
2/17	T (ot)	Agganis Arena	New Hampshire *	3-3
2/23	W	Agganis Arena	Vermont *	3-1
2/24	L	Agganis Arena	Vermont *	2-3
2/28	L	Matthews Arena	Northeastern *	2-4
3/8	L	Agganis Arena	Vermont (HE)	2-3
3/9	W	Agganis Arena	Vermont (HE)	2-0
3/10	W (ot)	Agganis Arena	Vermont (HE)	3-2
3/16	L	TDBN Garden	Boston College (HE)	2-6
3/23	L	Van Andel Arena	Michigan State (NCAA)	1-5

## 2007-08

OVERALL: 19-17-4

HOCKEY EAST: 15-9-3, 2nd

COACH: Jack Parker

CAPTAINS: Pete MacArthur, Brian McGuirk

10/12	L	Sullivan Arena	Robert Morris (NYE)	2-3
10/13	T (ot)	Sullivan Arena	Alaska Anchorage (NYE)	4-4
10/19	L	Agganis Arena	New Hampshire *	1-4
10/26	L	Yost Ice Arena	Michigan	2-4
10/27	L	Yost Ice Arena	Michigan	2-6
11/1	W	Schneider Arena	Providence *	5-2
11/3	W	Agganis Arena	UMass Lowell *	7-4
11/9	L	Mullins Center	Massachusetts *	3-5
11/10	T (ot)	Matthews Arena	Northeastern *	2-2
11/16	W	Gutterson	Vermont *	9-1
11/17	L	Gutterson	Vermont *	4-5
11/20	L (ot)	Agganis Arena	Harvard	1-2
11/24	W	MSG IV	Cornell (RHH)	6-3
11/30	L	Conte Forum	Boston College *	2-6
12/1	L	Agganis Arena	Boston College *	3-4
12/7	L	Tsongas Arena	UMass Lowell *	3-4
12/8	E	Agganis Arena	US Under-18 Team (ex)	3-2
12/30	W	Agganis Arena	Merrimack *	5-2
1/5	T (ot)	Agganis Arena	Vermont *	2-2
1/12	W	Alfond Arena	Maine *	3-1
1/15	L	Agganis Arena	Dartmouth *	2-3
1/18	W	Lawler Arena	Merrimack *	6-4
1/19	T (ot)	Conte Forum	Boston College *	2-2
1/25	L	Whittemore	New Hampshire *	2-4
1/26	L	Agganis Arena	New Hampshire *	3-5
2/1	W	Agganis Arena	Merrimack *	4-1
2/4	L (ot)	TDBN Garden	Boston College (Pot)	3-4
2/8	W	Tsongas Arena	UMass Lowell *	6-2
2/11	W	TDBN Garden	Northeastern (Pot)	5-4
2/15	W (ot)	Agganis Arena	Maine *	2-1
2/16	W (ot)	Agganis Arena	Maine *	1-0

2/22	W	Matthews Arena	Northeastern *	7-4
2/23	W	Agganis Arena	Northeastern *	3-2
2/29	W	Agganis Arena	Massachusetts *	3-0
3/1	L	Mullins Center	Massachusetts *	1-5
3/6	W	Schneider Arena	Providence *	6-0
3/7	W	Agganis Arena	Providence *	2-0
3/14	W	Agganis Arena	UMass Lowell (HE)	5-3
3/15	L	Agganis Arena	UMass Lowell (HE)	1-4
3/16	W	Agganis Arena	UMass Lowell (HE)	4-2
3/21	L	TDBN Garden	Vermont (HE)	1-3

## 2008-09

OVERALL: 35-6-4, NATIONAL CHAMPIONS

HOCKEY EAST: 18-5-4, 1st

COACH: Jack Parker

CAPTAINS: Matt Gilroy, John McCarthy

10/5	E	Agganis Arena	New Brunswick (ex)	4-1
10/10	W	Agganis Arena	North Dakota (IB)	5-1
10/11	W	Sullivan Arena	Michigan State (IB)	2-1
10/17	W	Agganis Arena	Merrimack *	5-2
10/19	L	Whittemore	New Hampshire *	1-2
10/25	W	Agganis Arena	Michigan	7-2
11/1	W	Gutterson	Vermont *	7-2
11/7	W	Tsongas Arena	UMass Lowell *	6-4
11/14	L	Mullins Center	Massachusetts *	1-5
11/16	W	Agganis Arena	Northeastern *	3-0
11/21	L	Agganis Arena	Vermont *	3-4
11/22	L	Agganis Arena	Vermont *	3-4
11/25	W	Agganis Arena	Holy Cross	3-2
11/29	W	Agganis Arena	St. Lawrence	4-1
12/5	T (ot)	Agganis Arena	Boston College *	4-1
12/6	W	Conte Forum	Boston College *	3-1
12/12	W	Agganis Arena	UMass Lowell *	3-2
1/2	W	Magness Arena	Rensselaer (DC)	6-2
1/3	W	Magness Arena	Denver (DC)	4-1
1/10	W	Agganis Arena	Maine *	4-1
1/13	L	Agganis Arena	Providence *	2-4
1/16	W	Lawler Arena	Merrimack *	4-1
1/17	W	Agganis Arena	Boston College *	5-2
1/23	W	Agganis Arena	New Hampshire *	5-0
1/24	W	Whittemore	New Hampshire *	3-1
1/30	W	Lawler Arena	Merrimack *	3-1
2/2	W	TDBN Garden	Harvard (Pot)	4-3
2/6	W	Agganis Arena	UMass Lowell *	5-3
2/9	W	TDBN Garden	Northeastern (Pot)	5-2
2/13	W	Alfond Arena	Maine *	7-2
2/14	T (ot)	Alfond Arena	Maine *	2-2
2/20	T (ot)	Agganis Arena	Northeastern *	2-2
2/21	T (ot)	Matthews Arena	Northeastern *	1-1
2/27	W	Mullins Center	Massachusetts *	6-3
2/28	W	Agganis Arena	Massachusetts *	7-2
3/6	W	Schneider Arena	Providence *	8-2
3/8	W	Agganis Arena	Providence *	3-0
3/13	W	Agganis Arena	Maine (HE)	2-1
3/14	L	Agganis Arena	Maine (HE)	3-6
3/15	W	Agganis Arena	Maine (HE)	6-2
3/20	W	TDBN Garden	Boston College (HE)	3-2
3/21	W	TDBN Garden	UMass Lowell (HE)	1-0
3/28	W	VW Arena	Ohio State (NCAA)	8-3
3/29	W	VW Arena	New Hampshire (NCAA)	2-1
4/9	W	Verizon Center	Vermont (NCAA)	5-4
4/11	W (ot)	Verizon Center	Miami (NCAA)	4-3


## Key to Tournaments

ALS
-----


**TERRIERS IN THE HALL OF FAME**

Larry Davenport and Shawn McEachern were inducted into the Boston University Athletic Hall of Fame on May 10, 2008, becoming the 44th and 45th former Terrier hockey players to be so honored.


NAME	YEAR GRADUATED	YEAR INDUCTED
Walter Anderson	1950	1961
Fred Bassi	1967	1987
Ralph "Ike" Bevins	1950	1965
Dan Brady	1972	1992
Bob Brown	1973	1991
Peter Brown	1976	1993
Al Carvelli	1939	1990
Carl Clem	1933	1964
Harry Cleverly	1937	1959
Gordon "Mickey" Cochrane	1924	1959
Jim Craig	1979	1989
John Cullen	1987	1995
John Danby	1972	1988
Cleon Daskalakis	1984	1994
Larry Davenport	1970	2008
Gerald Desrosiers	1938	1967
Chris Drury	1998	2003
Robert Dupuis	1958	1983
Mike Eruzione	1977	1983
Jack Ferreira	1966	1982
John Garrity	1950	1959
Brian Gilmour	1967	1997
Richard Green	1965	1981
Mike Hyndman	1970	1990
John H. Kelley	1952	1973
Richard Kelley	1952	1989
Johnny Lax	1935	1988
Don MacLeod	1958	1973
Robert Marquis	1960	1967
Shawn McEachern	1992	2008
Peter McLachlan	1967	2001
Rick Meagher	1977	1983
Jack O'Callahan	1979	1986
Jay Pandolfo	1996	2001
Jack Parker	1968	1994
Tim Regan	1972	1993
Richard Rodenhiser	1953	1984
Thomas Ross	1966	1978
Paul Rowe	1935	1985
David Sacco	1993	2004
David Silk	1979	1992
Vic Stanfield	1975	1987
Steve Stirling	1971	1984
Herbert Wakabayashi	1969	1978
Ed Walsh	1974	1998




DAN BRADY




JAY PANDOLFO




JIM CRAIG




TIM REGAN



JOHN CULLEN



DICK RODENHISER



JACK O'CALLAHAN



HERB WAKABAYASHI


**LARRY DAVENPORT**



Davenport was a standout for the men's ice hockey team from 1967-70, totaling 154 career points (67g, 87a), which ranks 15th all-time in program history. He was team MVP and captain his senior year, helping the Terriers post a 20-7 record and capture the Beanpot title. As a rookie in 1967-68, Davenport broke out onto the scene with 59 points, including a team-best 24 goals.

**CLASS OF 2008**

**SHAWN MCEACHERN**



McEachern was a first-team All-American for the Terriers in 1990-91 after putting up 82 points - the second-highest single-season total in BU history. A member of the U.S. National Team for the 1992 Olympic Winter Games in Albertville, France, McEachern went on to help the Pittsburgh Penguins capture the 1992 Stanley Cup title. McEachern finished his BU career with 186 points in three seasons, good for eighth all-time.

# ALL-AMERICANS


## FIRST-TEAM ALL-AMERICANS

YEAR	PLAYER	POSITION
1949-50	Ralph "Ike" Bevins	Goal
	Walt Anderson	Forward
	Jack Garrity	Forward
1950-51	Jack Garrity	Forward
1952-53	Dick Rodenhiser	Forward
1957-58	Don MacLeod	Defense
	Bob Dupuis	Defense
	Bob Marquis	Forward
1958-59	Bob Marquis	Forward
1963-64	Richie Green	Defense
1964-65	Jack Ferreira	Goal
	Tom Ross	Defense
	Tom Ross	Defense
1965-66	Fred Bassi	Forward
	Brian Gilmour	Defense
	Herb Wakabayashi	Forward
1967-68	Herb Wakabayashi	Forward
1968-69	Herb Wakabayashi	Forward
1969-70	Mike Hyndman	Defense
1970-71	Steve Stirling	Forward
	Bob Brown	Defense
	Bob Brown	Defense
1971-72	John Danby	Forward
	Dan Brady	Goal
	Ed Walsh	Goal
1972-73	Steve Dolloff	Forward
	Bill Burlington	Forward
	Vic Stanfield	Defense
1973-74	Vic Stanfield	Defense
	Rick Meagher	Forward
	Rick Meagher	Forward
1974-75	Peter Brown	Defense
	Rick Meagher	Forward
	Peter Brown	Defense
1975-76	Rick Meagher	Forward
	Peter Brown	Defense
	Rick Meagher	Forward
1976-77	Rick Meagher	Forward
1978-79	Jack O'Callahan	Defense
	Jim Craig	Goal
	Cleon Daskalakis	Goal
1983-84	Shawn McEachern	Forward
1990-91	David Sacco	Forward
1991-92	David Sacco	Forward
1992-93	David Sacco	Forward
1993-94	Mike Pomichter	Forward
1994-95	Mike Grier	Forward
1995-96	Jay Pandolfo	Forward
1996-97	Chris Drury	Forward
1997-98	Jon Coleman	Defense
	Chris Drury	Forward
	Tom Poti	Defense
2002-03	Freddy Meyer	Defense
2005-06	Dan Spang	Defense
2006-07	John Curry	Goal
2007-08	Matt Gilroy	Defense
2008-09	Matt Gilroy	Defense
	Colin Wilson	Forward


## SECOND-TEAM ALL-AMERICANS

YEAR	PLAYER	POSITION
1983-84	T.J. Connolly	Forward
	Jay O'cteau	Defense
	John Cullen	Forward
1985-86	Clark Donatelli	Forward
	Peter Ahola	Defense
	Tom Dion	Defense
1990-91	Kaj Linna	Defense
1992-93	Kaj Linna	Defense
1993-94	J.P. McKersie	Goal
	Rich Brennan	Defense
	Jaques Joubert	Forward
1994-95	Kaj Linna	Defense
	Chris O'Sullivan	Forward
	Jon Coleman	Defense
1995-96	Chris Drury	Forward
	Chris Kelleher	Defense
	Chris Kelleher	Defense
1996-97	Michael Larocque	Goal
1997-98	Chris Dymment	Defense
1998-99	Chris Dymment	Defense
1999-00	Carl Corazzini	Forward
2000-01	Chris Dymment	Defense
2001-02	John Curry	Goal
2005-06	Matt Gilroy	Defense
2006-07	Sean Sullivan	Defense
2007-08	Bryan Ewing	Forward
	Pete MacArthur	Forward
	Kevin Shattenkirk	Defense


## TWO-TIME FIRST-TEAM SELECTIONS



**JACK GARRITY**  
1949-50  
1950-51



**BOB MARQUIS**  
1957-58  
1958-59




**TOM ROSS**  
1964-65  
1965-66




**HERB WAKABAYASHI**  
1967-68  
1968-69




**BOB BROWN**  
1970-71  
1971-72



**VIC STANFIELD**  
1973-74  
1974-75



**DAVID SACCO**  
1991-92  
1992-93



**CHRIS DRURY**  
1996-97  
1997-98



**MATT GILROY**  
2007-08  
2008-09

# RICK MEAGHER

## A THREE-TIME FIRST-TEAM ALL-AMERICAN

1974-75; 1975-76; 1976-77

- ECAC ALL-DECADE (1970s) FIRST-TEAM SELECTION
- VOTED NEW ENGLAND MVP AND MOST VALUABLE FORWARD BY NE HOCKEY WRITERS ASSOCIATION, 1976-77
- GORDON 'MICKEY' COCHRANE AWARD WINNER AS BU'S ATHLETE OF THE YEAR, 1977



YEAR	GP	G	A	PTS
1973-74	30	19	21	40
1974-75	32	25	28	53
1975-76	28	12	25	37
1976-77	34	34	46	80
<b>TOTALS</b>	<b>124</b>	<b>90</b>	<b>120</b>	<b>210</b>





**HOBLEY BAKER MEMORIAL AWARD**  
PRESENTED ANNUALLY TO THE OUTSTANDING COLLEGIATE HOCKEY PLAYER  
IN THE UNITED STATES BY THE  
DECATHLON ATHLETIC CLUB OF BLOOMINGTON, MINNESOTA



HOBLEY BAKER AWARD WINNERS

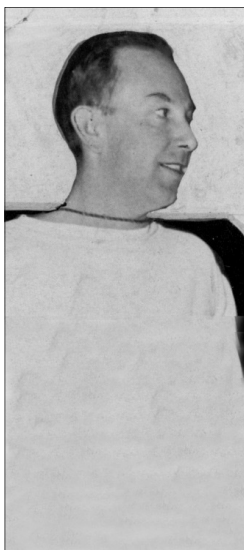
This year marks the 30th anniversary of the Hobey Baker Award, which is presented to college hockey's finest player. Below is a list of the previous winners, along with the Terriers who finished in the top 10 that year. The first Terrier to win the award was Chris Drury in 1998. Last season, Terriers Matt Gilroy and Colin Wilson were among the top three finalists, with Gilroy taking home the prestigious honor.

YEAR	WINNER	SCHOOL	TERRIERS IN TOP 10
2009	MATT GILROY	BOSTON UNIVERSITY	Matt Gilroy, Colin Wilson
2008	Kevin Porter	Michigan	
2007	Ryan Duncan	North Dakota	John Curry
2006	Matt Carle	Denver	
2005	Marty Sertich	Colorado College	
2004	Junior Lessard	Minnesota Duluth	
2003	Peter Sejna	Colorado College	
2002	Jordan Leopold	Minnesota	
2001	Ryan Miller	Michigan State	
2000	Mike Mottau	Boston College	
1999	Jason Krog	New Hampshire	Michel Larocque
1998	CHRIS DRURY	BOSTON UNIVERSITY	Chris Drury
1997	Brendan Morrison	Michigan	Chris Drury*
1996	Brian Bonin	Minnesota	Jay Pandolfo*, Chris Drury
1995	Brian Holzinger	Bowling Green	Mike Grier
1994	Chris Marinucci	Minnesota Duluth	
1993	Paul Kariya	Maine	David Sacco
1992	Scott Pellerin	Maine	
1991	David Emma	Boston College	Shawn McEachern
1990	Kip Miller	Michigan State	
1989	Lane MacDonald	Harvard	
1988	Robb Stauber	Minnesota	
1987	Tony Hrkac	North Dakota	John Cullen
1986	Scott Fusco	Harvard	
1985	Bill Watson	Minnesota Duluth	
1984	Tom Kurvers	Minnesota Duluth	Cleon Daskalakis*
1983	Mark Fusco	Harvard	
1982	George McPhee	Bowling Green	
1981	Neal Broten	Minnesota	


\*- Indicates player was a runner-up



# HEAD COACHING RECORDS



COACH VAUGHAN




COACH CLEVERLY



COACH KELLEY



COACH ABBOTT



COACH PARKER

Years	Coach	Seasons	All Games					GF	GA	Shutouts		Intercollegiate		
			W	L	T	Pct.	For-Against			W	L	T	.Pct	
1917-18	Edgar Burkhardt	1	0	1	0	.000	1	3	0-0	0	1	0	.000	
1919-20	Harold Stuart	1	0	2	0	.000	2	19	0-1	0	2	0	.000	
1922-24	John O'Hare	2	3	14	0	.176	33	68	1-6	3	11	0	.214	
1924-28	George Gaw	4	22	19	3	.534	132	99	11-5	21	15	3	.577	
1928-40, 41-43	Wayland Vaughan	14	86	83	7	.509	661	698	10-10	84	76	6	.524	
1940-41	Syd Borofsky	1	7	6	1	.536	67	75	0-1	7	6	1	.536	
1945-62	Harry Cleverly	17	211	142	10	.595	1989	1489	17-13	210	141	10	.596	
1962-72	Jack Kelley	10	206	80	8	.714	1552	801	34-3	204	78	8	.717	
1972-73	Leon Abbott	1+	15	19	1	.443	207	107	3-1	15	19	1	.443	
1973-	Jack Parker	36	816	412	101	.652	5760	4147	68-26	816	412	101	.652	
<b>Totals</b>		<b>88</b>	<b>1366</b>	<b>778</b>	<b>131</b>	<b>.629</b>	<b>10404</b>	<b>7506</b>	<b>144-66</b>	<b>1360</b>	<b>761</b>	<b>130</b>	<b>.633</b>	

## PREVIOUS CAPTAINS

- 2008-09: Matt Gilroy
- John McCarthy
- 2007-08: Pete MacArthur
- Brian McGuirk
- 2006-07: Sean Sullivan
- 2005-06: David Van der Gulik
- Brad Zancanaro
- 2004-05: Brian McConnell
- 2003-04: Mark Mullen
- 2002-03: Freddy Meyer
- 2001-02: Chris Dymant
- Mike Pandolfo
- 2000-01: Carl Corrazzini
- 1999-00: Tommi Degerman
- 1998-99: Albie O'Connell
- 1997-98: Chris Drury
- Chris Kelleher
- 1996-97: Billy Pierce
- 1995-96: Jay Pandolfo
- 1994-95: Jacques Joubert
- 1993-94: Doug Friedman
- 1992-93: Kevin O'Sullivan
- David Sacco
- 1991-92: Tom Dion
- 1990-91: Mark Kryz
- 1989-90: Mike Sullivan
- 1988-89: Mike Kelfer
- 1987-88: Tom Ryan
- David Quinn
- 1986-87: John Cullen
- 1985-86: Peter Marshall
- Chris Matchett
- 1984-85: Joe Delorey
- 1983-84: T.J. Connolly
- 1982-83: Jerry August
- Tom O'Regan
- 1981-82: Paul Fenton
- 1980-81: Bill Cotter
- Daryl MacLeod
- 1979-80: Tony Meagher
- 1978-79: Jack O'Callahan




- 1977-78: Jack O'Callahan
- 1963-64: Richie Green
- 1952-53: Paul Kelley
- 1934-35: John Lax
- 1976-77: Rick Meagher
- 1962-63: Mike Denihan
- 1951-52: Dick Kelley
- Paul Lowe
- 1975-76: Terry Meagher
- 1961-62: Bob Smith
- 1950-51: Ed Cahoon
- John Ulman
- 1974-75: Vic Stanfield
- 1960-61: Bill Quinn
- 1949-50: Ralph "Ike" Bevins
- Walter Bender
- 1973-74: Ed Walsh
- 1959-60: Bob Marquis
- 1948-49: Bill Kirrane
- 1931-32: Ronald Weaver
- 1972-73: Dave Wisener
- 1958-59: Larry Creighton
- 1947-48: Benjamin Forbes
- 1930-31: Paul Bergholtz
- 1971-72: John Danby
- 1957-58: Robert Dupuis
- 1946-47: Fran Anderson
- 1929-30: Paul Bergholtz
- 1970-71: Steve Stirling
- 1956-57: Joe Quinn
- 1945-46: Game Captains
- 1928-29: William Gibson
- 1969-70: Dick Toomey
- 1955-56: Jack Murphy
- 1944-43: James Davidson
- 1927-28: John Lawless
- 1968-69: Bill Hinch
- 1954-55: Thomas Dwyer
- 1942-43: Henry Sullivan
- 1926-27: Charles Viano
- 1967-68: Jack Parker
- 1953-54: Robert Rousseau
- 1941-42: Paul Brown
- 1925-26: Rod Ling
- 1966-67: Jim Quinn
- 1952-51: Mike Manning
- 1940-41: Joseph Conaty
- 1924-25: Maury Kontoff
- 1965-66: Pete McLachlan
- 1951-50: Edward Robinson
- 1944-43: Albert Carvelli
- 1923-24: Ernest Almer
- 1964-65: Dennis O'Connell
- 1950-49: Gerald Desrosiers
- 1943-42: George Hoar
- 1942-41: Russell Lynch
- 1941-40: Albert Carvelli
- 1940-39: Dexter Wesson
- 1939-38: Gerald Desrosiers
- 1938-37: George Hoar
- 1937-36: Dexter Wesson
- 1936-35: Russell Lynch
- 1935-34: Dexter Wesson
- 1934-33: Ernest Almer
- 1933-32: Aldolphus Provost
- 1932-31: None Listed
- 1931-30: Edward Hersey
- 1930-29: Nelson Jost
- 1929-28: None Listed
- 1928-27: None Listed
- 1927-26: None Listed
- 1926-25: None Listed
- 1925-24: None Listed
- 1924-23: None Listed
- 1923-22: None Listed
- 1922-21: None Listed
- 1921-20: None Listed
- 1920-19: None Listed
- 1919-18: None Listed

Player	Seasons	GP	G	A	Pts	Player	Seasons	GP	G	A	Pts
John Cullen	1983-87	160	98	143	241	Tony Amonte	1989-91	79	56	70	126
David Sacco	1988-93	153	74	142	216	Brian Gilmour	1964-67	95	36	87	123
Chris Drury	1994-98	155	113	101	214	Irving Haynes	1946-50	43	57	64	121
Rick Meagher	1973-77	124	90	120	210	Mike Pomichter	1991-94	105	55	66	121
Mike Eruzione	1973-77	127	92	116	208	Dick Kelley	1949-52	n/a	54	66	120
Shawn McEachern	1988-91	120	79	107	186	Jack O'Callahan	1975-79	121	18	102	120
David Tomlinson	1987-91	152	77	102	179	Mike Sylvia	1994-98	153	54	66	120
Mark Fidler	1977-81	116	77	101	178	Mike Prendergast	1991-95	136	59	60	119
Mike Kelfer	1985-89	139	83	89	172	Ed Cahoon	1948-51	20	60	58	118
Mike Hyndman	1967-70	87	52	119	171	Mike Sobeski	1964-67	92	54	64	118
Jay Pandolfo	1992-96	137	79	90	169	Bill Burlington	1972-75	91	42	76	118
Bob Marquis	1957-60	73	98	66	164	Mike Grier	1993-96	114	59	59	118
John Danby	1969-72	84	79	81	160	Carl Corazzini	1997-01	148	62	55	117
Vic Stanfield	1972-75	92	31	129	160	Steve Dolloff	1970-73	91	40	77	117
Larry Davenport	1967-70	84	67	87	154	Bruce Fennie	1963-66	87	57	59	116
Steve Stirling	1968-71	87	60	94	154	Mickey Gray	1966-69	92	44	71	115
Ed Lowney	1983-87	162	79	75	154	Dick Toomey	1967-70	86	51	64	115
Pete MacArthur	2004-08	159	64	83	147	Tony Meagher	1976-80	115	52	63	115
Bill Robbins	1972-76	117	65	81	146	Jon Coleman	1993-97	148	18	96	114
Herb Wakabayashi	1966-69	92	55	90	145	Dana Hixon	1946-50	44	65	48	113
Peter Brown	1972-76	101	22	122	144	Mike Denihan	1960-63	59	63	50	113
Dave Silk	1976-79	85	70	73	143	Bob Gryp	1969-72	88	41	72	113
Steve Thornton	1991-95	149	59	84	143	Chris Heron	1996-00	150	49	63	112
Shawn Bates	1993-97	160	73	70	143	Tommi Degerman	1996-00	121	49	63	112
Terry Meagher	1973-76	92	74	68	142	Bob Brown	1970-72	62	31	79	110
Jack Garrity	1949-51	n/a	85	56	141	Petteri Koskimaki	1989-93	142	49	60	109
Fred Bassi	1964-67	81	80	61	141	Chris Kelleher	1994-98	149	24	85	109
Bob Lachance	1992-96	140	44	96	140	Mike Pandolfo	1998-02	151	65	44	109
Peter Marzo	1972-76	94	58	80	138	Albie O'Connell	1995-99	149	42	66	108
Mike Sullivan	1986-90	141	61	77	138	Bryan Ewing	2004-08	143	48	60	108
Jim Quinn	1964-67	97	58	77	135	Brandon Yip	2005-09	139	45	63	108
Clark Donatelli	1984-87	120	60	75	135	Doug Friedman	1990-94	150	43	62	105
Chris Higgins	2005-09	159	49	84	133	Dick Lamby	1976-78	54	24	80	104
Jacques Joubert	1992-95	121	66	65	131	John Bethel	1976-79	82	44	60	104
Tom O'Regan	1979-83	105	53	77	130	Peter Marshall	1982-86	150	42	62	104
Joe Sacco	1987-90	111	63	65	128	Gary Fay	1973-77	101	13	89	102
Chris O'Sullivan	1992-96	113	40	88	128	Gerry Desrosiers	1935-38	41	53	48	101
Serge Boily	1966-69	90	66	60	126	Rich Brennan	1991-95	144	26	74	100

50-GOAL SCORERS




COLLINS




DRURY



R. MEAGHER



DANBY



SILK



WAKABAYASHI



J. KELLEY


Player	Seasons	G
Chris Drury	1994-98	113
Bob Marquis	1957-60	98
John Cullen	1983-87	98
Mike Eruzione	1973-77	92
Rick Meagher	1973-77	90
Jack Garrity	1949-51	85
Mike Kelfer	1985-89	83
Fred Bassi	1964-67	80
John Danby	1969-72	79
Ed Lowney	1983-87	79
Shawn McEachern	1988-91	79
Jay Pandolfo	1992-96	79
Mark Fidler	1977-81	77
David Tomlinson	1987-91	77
Terry Meagher	1973-76	74
David Sacco	1988-93	74
Shawn Bates	1993-97	73
Dave Silk	1976-79	70
Jack Murphy	1953-56	67
Larry Davenport	1967-70	67

Player	Seasons	G
Serge Boily	1966-69	66
Jacques Joubert	1992-95	66
Dana Hixon	1946-50	65
Bill Robbins	1972-76	65
Mike Denihan	1960-63	63
Joe Sacco	1987-90	63
Mike Pandolfo	1998-02	63
Carl Corazzini	1997-01	62
Pete MacArthur	2004-08	62
Mike Sullivan	1986-90	61
Ed Cahoon	1948-51	60
Steve Stirling	1968-71	60
Clark Donatelli	1984-87	60
Steve Thornton	1991-95	59
Mike Prendergast	1991-95	59
Mike Grier	1993-96	59
Jim Quinn	1964-67	58
Peter Marzo	1972-76	58

Player	Seasons	G
Irving Haynes	1946-50	57
Bruce Fennie	1963-66	57
Tony Amonte	1989-91	56
Herb Wakabayashi	1966-69	55
Mike Pomichter	1991-94	55
Dick Kelley	1949-52	54
Dick Rodenhiser	1951-53	54
Mike Sobeski	1964-67	54
Mike Sylvia	1994-98	54
Gerry Desrosiers	1935-38	53
Jack Kelley	1949-52	53
Tom O'Regan	1979-83	53
Mike Hyndman	1967-70	52
Tony Meagher	1976-80	52
David Van der Gulik	2002-06	52
Dick Toomey	1967-70	51
Brian Collins	1999-03	51
Dave MacLeod	1957-61	50

## ALL-TIME SCORING RECORDS

## GOALS




CHRIS DRURY

## GOALS IN A GAME

7

JACK GARRITY vs. MIT (1949-50)  
JOHN LAWLESS vs. PROVIDENCE (1926-27)

## ASSISTS



VIC STANFIELD

## ASSISTS IN A GAME

6

RON ANDERSON vs. MERRIMACK (1971-72)  
LARRY DAVENPORT vs. NEW BRUNSWICK (1967-68)

## POINTS



JACK GARRITY

## POINTS IN A GAME

9

JACK GARRITY vs. MIT (1949-50); vs. AIC (1950-51)  
GERRY DESROSIERS vs. MIDDLEBURY (1937-38)  
JOHN CHAMBERS vs. MIDDLEBURY (1940-41)

## GOALS IN A SEASON

No.	Player	Years	Goals
1.	Jack Garrity	1949-50	51
2.	Bob Marquis	1958-59	41
3.	Jay Pandolfo	1995-96	38
	Chris Drury	1996-97	38
5.	Fred Bassi	1965-66	35
	Paul O'Neil	1972-73	35
	Dave Silk	1976-77	35
	Chris Drury	1995-96	35
9.	Jack Garrity	1950-51	34
	Rick Meagher	1976-77	34
	Shawn McEachern	1990-91	34
12.	Dana Hixon	1947-48	33
	Bob Marquis	1959-60	33
14.	Tony Amonte	1990-91	31
15.	Mike Denihan	1960-61	30
	Fred Bassi	1966-67	30
	Terry Meagher	1975-76	30
	Mark Fidler	1977-78	30
	David Tomlinson	1990-91	30

## ASSISTS IN A SEASON

No.	Player	Years	Assists
1.	Vic Stanfield	1974-75	60
2.	Herb Wakabayashi	1966-67	51
3.	John Cullen	1985-86	49
4.	Shawn McEachern	1990-91	48
5.	Jack O'Callahan	1977-78	47
6.	Rick Meagher	1976-77	46
7.	Mike Hyndman	1967-68	44
	Dick Lamby	1977-78	44
9.	Bob Brown	1970-71	43
	Steve Stirling	1970-71	43
11.	Peter Brown	1975-76	42
12.	Brian Gilmour	1966-67	41
	Mike Hyndman	1969-70	41
	Mike Eruzione	1976-77	41
15.	David Sacco	1990-91	40
16.	Vic Stanfield	1972-73	39
17.	Ric Jordan	1970-71	38
	Peter Brown	1973-74	38
	Bob Lachance	1995-96	38
	Colin Wilson	2008-09	38

## POINTS IN A SEASON

No.	Player	Years	Points
1.	Jack Garrity	1949-50	84
2.	Shawn McEachern	1990-91	82
3.	Rick Meagher	1976-77	80
4.	John Cullen	1985-86	74
5.	Vic Stanfield	1974-75	70
	Steve Stirling	1970-71	70
7.	Tony Amonte	1990-91	68
	Chris Drury	1995-96	68
9.	Jay Pandolfo	1995-96	67
	Mike Hyndman	1967-68	67
	Herb Wakabayashi	1966-67	67
12.	Dave Silk	1976-77	65
	Mark Fidler	1977-78	65
14.	Mike Eruzione	1976-77	64
	John Danby	1970-71	64
	Fred Bassi	1965-66	64
17.	John Bethel	1977-78	63
18.	Chris Drury	1996-97	62
	David Sacco	1992-93	62
20.	David Sacco	1990-91	61

## ALL-TIME GOAL LEADERS

No.	Player	Years	Goals
1.	Chris Drury	1994-98	113
2.	John Cullen	1983-87	98
	Bob Marquis	1957-60	98
4.	Mike Eruzione	1973-77	92
5.	Rick Meagher	1973-77	90
6.	Jack Garrity	1949-51	85
7.	Mike Kelfer	1985-89	83
8.	Fred Bassi	1964-67	80
9.	Jay Pandolfo	1992-96	79
	Shawn McEachern	1988-91	79
	Ed Lowney	1983-87	79
	John Danby	1969-72	79
13.	David Tomlinson	1987-91	77
	Mark Fidler	1977-81	77
15.	David Sacco	1989-93	74
	Terry Meagher	1973-76	74
17.	Shawn Bates	1993-97	73
18.	Larry Davenport	1967-70	67
	Jack Murphy	1953-56	67

## ALL-TIME ASSIST LEADERS

No.	Player	Years	Assists
1.	John Cullen	1983-87	143
	David Sacco	1989-93	143
3.	Vic Stanfield	1972-75	129
4.	Peter Brown	1972-76	122
5.	Rick Meagher	1973-77	120
6.	Mike Hyndman	1967-70	119
7.	Mike Eruzione	1973-77	116
8.	Shawn McEachern	1988-91	107
9.	David Tomlinson	1987-91	102
	Jack O'Callahan	1975-79	102
11.	Mark Fidler	1977-81	101
	Chris Drury	1994-98	101
13.	Bob Lachance	1992-96	96
14.	Jon Coleman	1993-97	95
15.	Steve Stirling	1968-71	94
16.	Jay Pandolfo	1992-96	90
	Herb Wakabayashi	1966-69	90
18.	Gary Fay	1973-77	89
	Mike Kelfer	1985-89	89
20.	Larry Davenport	1967-70	87
	Brian Gilmour	1964-67	87

## ALL-TIME POINT LEADERS

No.	Player	Years	G	A	Pts
1.	John Cullen	1983-87	98	143	241
2.	David Sacco	1989-93	74	143	217
3.	Chris Drury	1994-98	113	101	214
4.	Rick Meagher	1973-77	90	120	210
5.	Mike Eruzione	1973-77	92	116	208
6.	Shawn McEachern	1988-91	79	107	186
7.	David Tomlinson	1987-91	77	102	179
8.	Mark Fidler	1977-81	77	101	178
9.	Mike Kelfer	1985-89	83	89	172
10.	Mike Hyndman	1967-70	52	119	171
11.	Jay Pandolfo	1992-96	79	90	169
12.	Bob Marquis	1957-60	98	66	164
13.	Vic Stanfield	1972-75	31	129	160
	John Danby	1969-72	79	81	160
15.	Ed Lowney	1983-87	79	75	154
	Larry Davenport	1967-70	67	87	154
	Steve Stirling	1968-71	60	94	154
18.	Pete MacArthur	2004-08	64	83	147
19.	Bill Robbins	1972-76	65	81	146
20.	Herb Wakabayashi	1966-69	55	90	145

# SAVES



**SEAN FIELDS**

## SAVES IN A SEASON

No.	Player	Season	GP	Saves
1.	Sean Fields	2002-03	40	1035
2.	Scott Cashman	1989-90	39	1027
3.	Cleon Daskalakis	1983-84	35	983
	Michel Larocque	1998-99	35	983
5.	John Curry	2006-07	36	928
6.	John Curry	2005-06	37	907
7.	Peter Fish	1987-88	27	885
8.	Sean Fields	2003-04	34	852
9.	Barry Urbanski	1960-61	24	837
10.	Ed Walsh	1972-73	27	804
12.	Ed Walsh	1973-74	29	800
12.	Sean Fields	2001-02	33	796
13.	Kieran Millan	2008-09	35	776
14.	Terry Taillefer	1985-86	29	775
15.	John Curry	2004-05	33	769

## CAREER SAVES

No.	Player	Seasons	GP	Saves
1.	Sean Fields	2000-04	89	3055
2.	John Curry	2003-07	107	2606
3.	Scott Cashman	1989-93	99	2468
4.	Cleon Daskalakis	1980-84	87	2440
5.	Michel Larocque	1995-99	97	2412
6.	Terry Taillefer	1983-87	76	2030
7.	Peter Fish	1984-89	67	2001
8.	Jim Craig	1976-79	65	1816
9.	Tom Noble	1994-98	79	1718
10.	Jack Ferreira	1963-66	78	1653
11.	Ed Walsh	1971-74	59	1633
12.	Brian Durocher	1974-78	65	1572
13.	Derek Herlofsky	1991-95	72	1540
14.	Glen Eberly	1960-63	43	1471
15.	Barry Urbanski	1958-61	41	1408

# MINUTES

## MINUTES PLAYED IN A SEASON

No.	Player	Season	Minutes
1.	Sean Fields	2002-03	2435:16
2.	Scott Cashman	1989-90	2276:49
3.	John Curry	2005-06	2166:01
4.	John Curry	2006-07	2154:20
5.	Kieran Millan	2008-09	2072:50

## CAREER MINUTES PLAYED

No.	Player	Seasons	Minutes
1.	Sean Fields	2000-04	7308:13
2.	John Curry	2006-07	6275:11
3.	Scott Cashman	1989-93	5679:56
4.	Michel Larocque	1995-99	5643:09
5.	Cleon Daskalakis	1980-84	4869:38

# SAVE %



**TIM REGAN**

## SAVE PERCENTAGE IN A SEASON

No.	Player	Seasons	GA	Saves	Sv%
1.	Tim Regan	1970-71	23	299	0.929
2.	John Curry	2006-07	72	928	0.928
3.	John Curry	2004-05	64	769	0.923
4.	Kieran Millan	2008-09	67	776	0.921
5.	John Curry	2005-06	81	907	0.918
6.	Dan Brady	1970-71	36	396	0.917
7.	Rick DiPietro	1999-00	73	762	0.913
8.	Michel Larocque	1997-98	50	518	0.912
9.	Ed Walsh	1973-74	78	800	0.911
10.	Sean Fields	2002-03	101	1035	0.911
11.	Cleon Daskalakis	1983-84	96	983	0.911
12.	Michel Larocque	1996-97	58	592	0.911
13.	Ed Walsh	1972-73	79	804	0.911
14.	Cleon Daskalakis	1981-82	59	589	0.909
15.	Derek Herlofsky	1993-94	44	437	0.909

## CAREER SAVE PERCENTAGE (MIN. 40 GP)

No.	Player	Seasons	GA	Saves	Sv%
1.	John Curry	2003-07	217	2606	0.923
2.	Ed Walsh	1971-74	160	1633	0.911
3.	Tim Regan	1969-72	99	985	0.909
4.	Cleon Daskalakis	1980-84	257	2440	0.905
5.	Sean Fields	2000-04	322	3055	0.905
6.	Dan Brady	1969-72	105	991	0.904
7.	Wayne Ryan	1964-67	100	905	0.900
8.	Michel Larocque	1995-99	267	2412	0.900
9.	Barry Urbanski	1958-61	166	1408	0.895
10.	Jack Ferreira	1963-66	195	1653	0.894
11.	Derek Herlofsky	1991-95	182	1540	0.894
12.	Terry Taillefer	1983-87	242	2030	0.893
13.	Tom Noble	1994-98	209	1718	0.892
14.	Jim McCann	1966-69	156	1269	0.891
15.	J.P. McKersie	1991-96	123	984	0.889

# GAA



**JOHN CURRY**

## GOALS AGAINST AVERAGE IN A SEASON

No.	Player	Seasons	GP	GA	GAA
1.	Tim Regan	1970-71	14	23	1.77
2.	Kieran Millan	2008-09	35	67	1.94
3.	John Curry	2004-05	33	64	1.97
4.	John Curry	2006-07	36	72	2.01
5.	Dan Brady	1970-71	18	36	2.04
6.	John Curry	2005-06	37	81	2.11
7.	Tom Noble	1997-98	16	33	2.12
8.	Jack Ferreira	1964-65	31	63	2.12
9.	Michel Larocque	1997-98	24	50	2.19
10.	Dan Brady	1971-72	27	53	2.22
11.	Wayne Ryan	1965-66	13	24	2.25
12.	Michel Larocque	1996-97	24	58	2.37
13.	Rick DiPietro	1999-00	29	73	2.45
14.	Sean Fields	2002-03	40	101	2.49
15.	Derek Herlofsky	1993-94	20	44	2.50

## CAREER GOALS AGAINST AVERAGE (MIN. 40 GP)

No.	Player	Seasons	GP	GA	GAA
1.	John Curry	2003-07	107	217	2.07
2.	Dan Brady	1969-72	51	105	2.27
3.	Tim Regan	1969-72	46	99	2.39
4.	Wayne Ryan	1964-67	44	100	2.52
5.	Jack Ferreira	1963-66	78	195	2.58
6.	Sean Fields	2000-04	123	322	2.64
7.	Derek Herlofsky	1991-95	72	182	2.71
8.	Tom Noble	1994-98	79	209	2.79
9.	Michel Larocque	1995-99	97	267	2.84
10.	Jim McCann	1966-69	62	156	2.85
11.	Ed Walsh	1971-74	59	160	2.89
12.	J.P. McKersie	1991-96	48	123	3.07
13.	Cleon Daskalakis	1980-84	87	257	3.17
14.	Jason Tapp	1998-02	50	148	3.35
15.	Scott Cashman	1989-93	99	320	3.38

# GAMES

## GAMES PLAYED IN A SEASON

No.	Player	Season	GP
1.	Sean Fields	2002-03	40
2.	Scott Cashman	1989-90	39
3.	John Curry	2005-06	37
4.	John Curry	2006-07	36
5.	Cleon Daskalakis	1983-84	35
	Michel Larocque	1998-99	35
	Kieran Millan	2008-09	35

## CAREER GAMES PLAYED

No.	Player	Seasons	GP
1.	Sean Fields	2000-04	123
2.	John Curry	2003-07	106
3.	Scott Cashman	1989-93	99
4.	Michel Larocque	1995-99	97
5.	Cleon Daskalakis	1980-84	87

# WINS

## WINS IN A SEASON

No.	Player	Season	W
1.	Kieran Millan	2008-09	29
2.	Jack Ferreira	1964-65	25
	Cleon Daskalakis	1983-84	25
4.	Sean Fields	2002-03	24
	John Curry	2005-06	24
6.	Dan Brady	1971-72	23
	Scott Cashman	1989-90	23

## CAREER WINS

No.	Player	Seasons	W
1.	Sean Fields	2000-04	62
2.	Scott Cashman	1989-93	60
3.	John Curry	2003-07	59
4.	Michel Larocque	1995-99	57
5.	Tom Noble	1994-98	55

# MISC.

**SAVES IN A GAME** 82  
Don Martin (1924-25)

**SHUTOUTS SEASON:** 8  
Jack Ferreira (1964-65)  
**CAREER:** 13  
Jack Ferreira (1963-66)  
John Curry (2003-07)

**CONSECUTIVE SHUTOUTS** 2  
SEVERAL TIMES -  
LAST ACCOMPLISHED BY  
John Curry (2006-07)

# ALL-TIME SEASON LEADERS



GERRY DESROSIERS



BOB MARQUIS



MARK FIDLER

Season	Goals	Assists	Points
1917-18	1 Warren Pond		1 Warren Pond
1919-20	1 Warren Sullivan		1 Warren Sullivan
	John Muttu		John Muttu
1922-23	7 Joseph Almer		7 Joseph Almer
1923-24	4 Robert Blais		4 Robert Blais
	Joseph Almer		Joseph Almer
1924-25	11 Ovila Gregoire	1 John Lawless	11 Ovila Gregoire
1925-26	10 Ovila Gregoire	3 Chester Scott	11 Chester Scott
1926-27	13 John Lawless	13 John Lawless	
1927-28	13 Benjamin Currier	4 John Lawless	13 Benjamin Currier
1928-29	10 Holmes Whitmore	7 Richard Lombard	17 Richard Lombard
1929-30	14 Richard Lombard	4 Benjamin Currier	16 Richard Lombard
1930-31	6 Carl Clem	2 Richard French	7 Paul Bergholtz
		Paul Bergholtz	
1931-32	10 Carl Clem	6 Walter Bender	13 Carl Clem
1932-33	14 John Lax	5 Walter Bender	16 John Lax
1933-34	14 John Lax	10 Russell Smith	23 Russell Smith
1934-35	11 Paul Rowe	11 John Lax	19 John Lax
1935-36	12 Tom Hartigan	14 Al Carvelli	24 Al Carvelli
			Gerry Desrosiers
1936-37	23 Gerry Desrosiers	11 Gerry Desrosiers	34 Gerry Desrosiers
1937-38	26 Al Carvelli	24 Gerry Desrosiers	43 Gerry Desrosiers
1938-39	19 Joe Conaty	15 Joe Conaty	34 Joe Conaty
		Ed Richardson	
1939-40	10 Ed Richardson	12 Paul Brown	19 Ed Richardson
1940-41	27 John Chambers	20 John Chambers	47 John Chambers
		Paul Brown	
1941-42	9 Francis Anderson	4 Robert Crowley	12 Francis Anderson
		Howard Blasenak	
1942-43	10 Burt MacArthur	7 Walt Stone	16 Burt MacArthur
1945-46	5 Dick McGinley	3 Don Cleary	7 Dick McGinley
		Benjamin Forbes	
1946-47	23 Robert Maker	25 Robert Maker	48 Robert Maker
	Benjamin Forbes		
1947-48	33 Dana Hixon	23 Irving Haynes	49 Dana Hixon
1948-49	25 Ed Cahoon	16 Dana Hixon	40 Ed Cahoon
1949-50	51 Jack Garrity	33 Jack Garrity	84 Jack Garrity
1950-51	34 Jack Garrity	23 Jack Garrity	57 Jack Garrity
1951-52	25 Dick Rodenhiser	23 Dick Kelley	43 Dick Kelley
1952-53	29 Dick Rodenhiser	20 Dick Rodenhiser	49 Dick Rodenhiser
1953-54	26 Jack Murphy	14 John Burns	35 Jack Murphy
1954-55	29 Jack Murphy	14 Jack Murphy	43 Jack Murphy
1955-56	14 Jack Carruthers	15 Jack Carruthers	29 Jack Carruthers
	Mike Manning		
1956-57	17 Larry Creighton	19 Bob Dupuis	28 Larry Creighton
1957-58	24 Bob Marquis	29 Jack Carruthers	46 Bob Marquis
1958-59	41 Bob Marquis	20 Larry Creighton	59 Bob Marquis
1959-60	33 Bob Marquis	32 Bill McCormack	59 Bob Marquis
1960-61	30 Mike Denihan	33 Bill Quinn	50 Mike Denihan
1961-62	19 Bob Smith	16 Mike Denihan	34 Bob Smith
1962-63	25 Mike Denihan	20 Bob Smith	39 Mike Denihan
1963-64	13 Bruce Fennie	12 Jim Todaro	22 Bob Martell
1964-65	21 Bruce Fennie	22 Dennis O'Connell	42 Bruce Fennie
1965-66	35 Fred Bassi	30 Bruce Fennie	64 Fred Bassi
1966-67	30 Fred Bassi	51 Herb Wakabayashi	67 Herb Wakabayashi
1967-68	24 Larry Davenport	44 Mike Hyndman	67 Mike Hyndman
	Herb Wakabayashi		
1968-69	23 Larry Davenport	34 Mike Hyndman	52 Mike Hyndman
1969-70	25 John Danby	41 Mike Hyndman	52 Mike Hyndman
1970-71	28 John Danby	43 Steve Stirling	70 Steve Stirling
		Bob Brown	
1971-72	26 John Danby	36 Bob Gryp	50 John Danby
		Bob Brown	
1972-73	35 Paul O'Neil	39 Vic Stanfield	53 Paul O'Neil
1973-74	21 Mike Eruzione	38 Peter Brown	46 Vic Stanfield
			Peter Marzo
1974-75	27 Mike Eruzione	60 Vic Stanfield	70 Vic Stanfield
1975-76	30 Terry Meagher	42 Peter Brown	55 Terry Meagher
1976-77	35 Dave Silk	46 Rick Meagher	80 Rick Meagher

Season	Goals	Assists	Points
1978-79	17 Mark Fidler Tony Meagher	23 Mark Fidler	40 Mark Fidler
1979-80	16 Mark Fidler	23 Mark Fidler	39 Mark Fidler
1980-81	18 Todd Johnson	20 Mark Fidler	34 Mark Fidler
1981-82	23 Bob Darling	34 Tom O'Regan	52 Tom O'Regan
1982-83	18 Marc Sinclair	23 Jerry August	34 Tom O'Regan
1983-84	23 John Cullen	33 John Cullen	56 John Cullen
1984-85	27 John Cullen	32 John Cullen	59 John Cullen
1985-86	28 Clark Donatelli	49 John Cullen	74 John Cullen
1986-87	23 John Cullen	29 John Cullen	52 John Cullen
1987-88	26 Mike Kelfer	27 Mike Kelfer	53 Mike Kelfer
1988-89	23 Mike Kelfer	30 David Tomlinson	52 Mike Kelfer
1989-90	28 Joe Sacco	33 Tony Amonte	58 Tony Amonte
1990-91	34 Shawn McEachern	48 Shawn McEachern	82 Shawn McEachern
1991-92	19 Petteri Koskimaki Mike Prendergast	33 David Sacco	47 David Sacco
1992-93	25 David Sacco	37 David Sacco	62 David Sacco
1993-94	28 Mike Pomichter	27 Rich Brennan	53 Mike Pomichter
1994-95	29 Mike Grier Jacques Joubert	33 Chris O'Sullivan	56 Chris O'Sullivan
1995-96	38 Jay Pandolfo	38 Bob Lachance	68 Chris Drury
1996-97	38 Chris Drury	27 Jon Coleman	62 Chris Drury
1997-98	28 Chris Drury	29 Chris Drury Tom Poti	57 Chris Drury
1998-99	18 Chris Heron	30 Albie O'Connell	39 Albie O'Connell
1999-00	22 Carl Corazzini	25 Dan Cavanaugh Chris Heron	43 Tommi Degerman Chris Heron
2000-01	16 Carl Corazzini Mike Pandolfo	21 Dan Cavanaugh	36 Carl Corazzini
2001-02	22 Mike Pandolfo	18 Mike Pandolfo Gregg Johnson Chris Dymont	40 Mike Pandolfo
2002-03	14 Frantisek Skladany	21 Frantisek Skladany	35 Frantisek Skladany
2003-04	13 David Van der Gulik	21 Frantisek Skladany	25 Ryan Whitney
2004-05	18 David Van der Gulik	20 Bryan Miller	31 David Van der Gulik
2005-06	17 Kenny Roche	25 Pete MacArthur	39 Pete MacArthur
2006-07	16 Pete MacArthur	20 Pete MacArthur	36 Pete MacArthur
2007-08	21 Pete MacArthur	26 Bryan Ewing	45 Pete MacArthur
2008-09	25 Jason Lawrence	38 Colin Wilson	55 Colin Wilson



JOHN CULLEN



CHRIS O'SULLIVAN



TOMMI DEGERMAN

HIGHEST SCORES IN TERRIER HISTORY

GOALS SCORED

Year	Opponent	Score
1950-51	AIC	21-1
1951-52	MIT	20-0
1950-51	Tufts	18-2
1947-48	Bowdoin	18-4
1950-51	MIT	17-1
1950-51	Ft. Devens	17-1
1949-50	Tufts	16-2
1946-47	Bowdoin	16-4
1973-74	Massachusetts	15-1
1948-49	Ft. Devens	15-1
1960-61	Dartmouth	15-8

GOALS ALLOWED

Year	Opponent	Score
1942-43	Yale	1-19
1954-55	Clarkson	1-15
1954-55	Clarkson	2-14
1953-54	St. Lawrence	2-14
1952-53	Michigan	2-14
1954-55	St. Lawrence	3-14
1954-55	Harvard	2-13
1949-50	Colorado College	4-13
1953-54	St. Lawrence	2-12
1946-47	Dartmouth	2-12

INDIVIDUAL

**MOST POINTS BY A LINE (SEASON)**

<b>1985-86</b>	<b>174</b>
Cullen (25-49-74)	
Donatelli (28-34-62)	Lowney (18-20-38)

<b>1966-67</b>	<b>170</b>
Wakabayashi (16-51-67)	
Boily (29-26-55)	Gray (24-24-48)

<b>1990-91</b>	<b>170</b>
McEachern (29-41-70)	
Tkachuk (15-23-38)	Amonte (30-32-62)

**MOST GOALS BY A DEFENSEMAN**

**Game:**  
Several Tied with 3  
**Season:**  
17, Bob Brown (1970-71)  
**Career:**  
36, Brian Gilmour (1964-67)

**MOST ASSISTS BY A DEFENSEMAN**

**Game:**  
6, Dick Lamby vs. Boston College (Feb. 16, 1978)  
**Season:**  
60, Vic Stanfield (1974-75)  
**Career:**  
130, Vic Stanfield (1972-75)

**MOST POINTS BY A DEFENSEMAN**

**Game:**  
6, Dick Lamby vs. Boston College (Feb. 16, 1978)  
**Season:**  
70, Vic Stanfield (1974-75)  
**Career:**  
161, Vic Stanfield (1972-75)

**MOST PENALTY MINUTES**

**Game:**  
27, Mike Bavis at Army (Jan. 2, 1993)  
**Season:**  
118, Brandon Yip (2008-09)  
**Career:**  
288, Freddy Meyer (1999-03)

**FASTEST TWO GOALS**

:09 Rick Meagher vs. Princeton (Jan. 24, 1975)  
(Both short-handed)

**MOST POWER-PLAY GOALS**

**Game:**  
4, Dave Silk vs. Merrimack (Nov. 22, 1977)

TEAM RECORDS

**Most Shots On Goal**  
Game: 87 vs. RPI (Nov. 30, 1965)  
Season: 1546 (1966-67 - 31 games)

**Most Power-Play Goals**  
82 (1995-96 - 40 games)

**Best Power-Play Percentage**  
40.2 (1970-71 - 66 of 164)

**Most Shorthanded Goals**  
22 (1995-96 - 40 games)

**Most Penalty Minutes**  
Season: 984 (1995-96 - 40 games)

**Most Points**  
Season: 611 (1990-91 - 41 games)

**Most Consecutive Wins**  
22 (1976-77, 1977-78)

**Most Consecutive Losses**  
12 (1954-55)

**Highest Offensive Scoring Average**  
8.14 (1946-47 - 171 goals/21 games)

**Lowest Defensive Scoring Average**  
1.91 (1970-71 - 65 goals/31 games)

**Most Shutouts, Season**  
8 (1964-65; 31 games, 2006-07; 39 games)

**Most Times Shut Out, Season**  
5 (1961-62 - 25 games)

**Most Consecutive Games Without Being Shut Out**  
248 (Nov. 16, 1985 through Jan. 26, 1991)

**Last Time Shut Out**  
Feb. 2, 2007 by UMass Lowell (0-0, ot)

**Most Overtime Periods**  
Game: 4 vs. St. Lawrence (March 26, 2000)  
Season: 11 (1999-00)

**Longest Game**  
3 hours, 25 minutes vs. Northeastern (Feb. 8, 1965)

MOST GAMES PLAYED		MOST WINS		MOST LOSSES		MOST TIES	
45	2008-09 (35-6-4)	35	2008-09	21	1988-89	9	2003-04
44	1989-90 (25-17-2)	34	1993-94	20	1998-99		2006-07
43	1985-86 (25-14-4)	31	1994-95	19	1954-55	7	1999-00
42	1999-00 (25-10-7)		1995-96	17	2007-08	6	1996-97
	2002-03 (25-14-3)	30	1977-78		1989-90	4	2008-09
	1984-85 (24-14-4)	29	1992-93		1979-80		2007-08
41	2004-05 (23-14-4)	28	1990-91		1972-73		2005-06
	1996-97 (26-9-6)		1983-84		1961-62		2004-05
	1993-94 (34-7-0)		1970-71	16	1962-63		1991-92
	1990-91 (28-11-2)		1965-66	15	1986-87		1985-86
40	2007-08 (19-17-4)	27	2005-06		1980-81		1984-85
	2005-06 (26-10-4)	26	1996-97		1960-61	3	2002-03
	1995-96 (30-7-3)		1974-75		1953-54		2001-02
	1994-95 (31-6-3)		1971-72	14	2004-05		1998-99
	1992-93 (29-9-2)		2002-03		2002-03		1995-96
39	2006-07 (20-10-9)	25	2001-02		1985-86		1994-95
38	2001-02 (25-10-3)		1999-00		1984-85		1986-87
37	1998-99 (14-20-3)		1989-90	13	1963-64		1981-82
	1986-87 (19-15-3)		1985-86	11	1990-91		1967-68
36	1988-89 (14-21-1)		1975-76		1982-83		1939-40
35	1991-92 (22-9-4)		1966-67		1981-82	2	1992-93
34	1987-88 (14-17-3)		1964-65		1976-77		1990-91
33	1976-77 (21-11-1)		1984-85		1955-56		1989-90
32	1977-78 (30-2-0)	24	2004-05		1942-43		1963-64
	1974-75 (26-5-1)	23	1973-74				1958-59
	1967-68 (20-9-3)		1991-92				1937-38
	1964-65 (26-6-0)	22	1978-79				
31	1973-74 (23-8-0)	21					
	1971-72 (26-4-1)						
	1970-71 (28-2-1)						
	1966-67 (25-5-1)						

MOST GOALS SCORED FOR IN A SEASON

236	1995-96	180	1967-68
234	1990-91		1989-90
224	1994-95	179	1947-48
221	1974-75	178	1996-97
210	1970-71	177	2008-09
199	1966-67	174	1972-73
198	1976-77	170	1946-49
	1977-78		1949-50
195	1993-94		1984-85
193	1992-93	167	1983-84
190	1973-74	165	1964-65
185	1949-50	159	1991-92
	1947-48	158	1986-87
184	1985-86	157	1988-89
183	1965-66	155	1971-72
182	1975-76		1997-98

MOST GOALS SCORED AGAINST IN A SEASON

169	1988-89	123	1961-62
165	1984-85		1960-61
	1954-55	122	1953-54
160	1976-77	120	1983-84
156	1985-86	118	1999-00
154	1987-88	117	2007-08
146	1986-87		1994-95
144	1989-90	115	1996-97
142	1990-91	113	1993-94
132	1998-99		1955-56
131	1979-80	112	2002-03
127	1977-78	110	2001-02
126	1992-93	108	2003-04
	1974-75		1975-76
125	1995-96	107	1982-83
124	1991-92	103	1962-63

