



2011 MICHIGAN FOOTBALL



HAIL TO THE VICTORS VALIANT HAIL TO THE CONQUERING HEROES

11 NATIONAL TITLES

40 BOWL GAME APPEARANCES

42 BIG TEN TITLES

132 YEARS OF MICHIGAN FOOTBALL

ATHLETIC MEDIA RELATIONS • 1100 SOUTH STATE STREET • ANN ARBOR, MICHIGAN • OFFICE (734) 763-4423 • FAX (734) 647-1188 • MGOBLUE.COM

DID YOU KNOW?

- Michigan has previously faced San Diego State just once, defeating the Aztecs, 24-21, in Ann Arbor in 2004.
- It marks the first time since 1976 U-M has opened a season with five consecutive home games.
- Michigan has won its last 11 regular-season non-conference games.
- U-M has won its last 12 September games.
- U-M has started 3-0 for the third consecutive season. It marks the first time since 1995-97 the Wolverines have started 3-0 in three consecutive seasons. Michigan started 4-0 in 2009 and 5-0 in 2010.
- The Wolverines are plus-6 in turnover margin in 2011. They were a combined minus-32 the last three seasons.
- Michigan has scored on all 10 of its red zone opportunities. Nine of those 10 scores have been touchdowns (90%).

TABLE OF CONTENTS

Game Day Information.....1
 Quick Facts.....2-3
 Tale of the Tape.....4
 National Polls.....6
 U-M Record When10
 Game Notes.....4-11
 Starting Lineups 12
 Depth Chart..... 13
 Rosters.....14-17
 Brady Hoke18-19
 Coaching and Support Staff..... 19
 Individual Career Bests.....20-21
 Michigan Stadium.....22
 Game Recaps23-25

FOLLOW THE WOLVERINES ON ...

Twitter
 Twitter.com/umichfootball

Facebook
 Facebook.com/michiganfbll

iTunes
 Search MGoBlue

San Diego State Aztecs (3-0, 0-0 Mountain West Conference) vs. #21/#22 Michigan Wolverines (3-0, 0-0 Big Ten Conference)

GAME 4: Saturday, September 24, 2011 • Noon ET
Michigan Stadium (109,901), Ann Arbor, Mich.



Series vs. San Diego State: U-M Leads 1-0

Series Streak: U-M won 1

Last Meeting vs. San Diego State:

U-M 24, San Diego State 21 (Sept. 18, 2004)

Television: Big Ten Network

Radio: Michigan Sports Network

Live Stats: MGoBlue.com



GAMEDAY QUICK HITS

TELEVISION COVERAGE

Big Ten Network - 12:00 p.m. EDT
 Play-by-Play - Eric Collins
 Color Analyst - Chris Martin
 Sideline Reports - Dionne Miller

RADIO COVERAGE

The Michigan Football Radio Network is comprised of 36 affiliates in addition to Armed Services Radio and Sirius (Channel 128)/XM (Channel 195). Frank Beckmann handles play-by-play with Jim Brandstatter serving as the color analyst. Doug Karsch provides sideline reports and analysis.

WOLVERINES AND THE AZTECS

Michigan will meet San Diego State on the gridiron for just the second time. The Wolverines won the last contest, 24-21, on Sept. 18, 2004 at Michigan Stadium.

HOKE FACES FORMER TEAM

University of Michigan head coach Brady Hoke will face his former team on Saturday. Hoke was head coach at San Diego State from 2009-10. Hoke took over the Aztecs, who finished 2-10 in 2008, and went 13-12 in two seasons. Hoke finished 4-8 in his first season with San Diego State,

then led the Aztecs to their first bowl trip in 12 seasons, a 35-14 win over Navy in the Poinsettia Bowl.

COACHES WITH HOKE AT SAN DIEGO STATE

• Several coaches on Saturday served under Hoke at San Diego State.

MICHIGAN

OFF. COORD. - AL BORGES
 WRs/REC. COORD. - JEFF HECKLINSKI
 SPECIAL TEAMS/ TEs - DAN FERRIGNO
 LBs - MARK SMITH
 OFF. LINE - DARRELL FUNK
 STRENGTH/COND.- AARON WELLMAN

SAN DIEGO STATE

HEAD COACH - ROCKY LONG
 WRs - LECHARLS MCDANIEL
 LBs - KEVIN MCGARRY
 QBs - BRIAN SIPE
 CBs - TONY WHITE

SEPTEMBER STREAK AND vs. NON-CONFERENCE OPPONENTS

• The Wolverines have won their last 12 September games dating back to a 35-17 loss at Notre Dame in 2008. U-M was 4-0 in September in 2009, 5-0 in 2010 and is 3-0 so far in 2011.
 • Michigan has won its last 11 regular-season games against non-conference opponents, dating back to a 13-10 loss against Toledo in 2008.

2011 SCHEDULE AND RESULTS

DATE	RANK	OPPONENT	RESULT	TIME	TV	ATTEND.
Sept. 3	- / -	Western Michigan	W, 34-10	3:30 p.m.	ABC	110,506
Sept. 10	- / -	Notre Dame	W, 35-31	8:00 p.m.	ESPN	114,804
Sept. 17	- / -	Eastern Michigan	W, 31-3	Noon	BTN	110,343
Sept. 24	22 / -	San Diego State		Noon	BTN	
Oct. 1	- / -	Minnesota*		TBA		
Oct. 8	- / -	at Northwestern *		7 p.m.	BTN	
Oct. 15	- / -	at Michigan State *		TBA		
Oct. 29	- / -	Purdue (HC) *		Noon		
Nov. 5	- / -	at Iowa *		TBA		
Nov. 12	- / -	at Illinois *		TBA		
Nov. 19	- / -	Nebraska *		TBA		
Nov. 26	- / -	Ohio State *		TBA		

All Times Eastern

* Big Ten Games

Home Games Bold at Michigan Stadium

Rank (U-M / Opponent) from the Associated Press Top 25 Poll

MICHIGAN FOOTBALL QUICK FACTS

MEDIA RELATIONS

Phone: (734) 763-4423
Fax: (734) 647-1188
Internet Site: MGoBlue.com

Mailing Address:
 Public and Media Relations
 University of Michigan
 1100 S. State St.
 Ann Arbor, MI 48109-2201

ASSOCIATE A.D.
 David Ablauf (dablauf@umich.edu)

FOOTBALL
 Justin Dickens (dickensj@umich.edu)

SECONDARY FOOTBALL/LACROSSE
 Matt Trevor (mtrevor@umich.edu)

PUBLICATIONS
 Barb Cossman (bcossman@umich.edu)

MEN'S BASKETBALL/MEN'S AND WOMEN'S GOLF
 Tom Wywrot (twywrot@umich.edu)

WRESTLING/MEN'S AND WOMEN'S TENNIS
 Leah Howard (lchoward@umich.edu)

WOMEN'S BASKETBALL/WOMEN'S WATER POLO
 Zena Lewis

BASEBALL/FIELD HOCKEY
 Kent Reichert (kereiche@umich.edu)

WOMEN'S GYMNASTICS/WOMEN'S SOCCER/WOMEN'S SWIMMING AND DIVING
 Brad Rudner (brudner@umich.edu)

ICE HOCKEY/WOMEN'S ROWING
 TBA

VOLLEYBALL/SOFTBALL
 Sarah VanMetre (vanmetre@umich.edu)

MEN'S AND WOMEN'S TRACK AND FIELD AND CROSS COUNTRY/ SECONDARY MEN'S BASKETBALL
 Whitney Dixon (whitdix@umich.edu)

MEN'S SOCCER/MEN'S SWIMMING AND DIVING/MEN'S GYMNASTICS/ WOMEN'S WATER POLO
 TBA

DIRECTOR OF INTERNET
 Jon Ripperger (ripp@umich.edu)

INTERNET
 Matt Baumer (mbaumer@umich.edu)

OFFICE MANAGER
 Tara Preston (tlap@umich.edu)

ADMIN. ASST.
 Joan Medrich (jmedrich@umich.edu)

UNIVERSITY INFORMATION

School: University of Michigan
Location: Ann Arbor, Mich.
Enrollment: 41,942
Founded: 1817
University President: Mary Sue Coleman
Director of Athletics: Dave Brandon
Nickname: Wolverines
Colors: Maize and Blue
Band: Michigan Marching Band
Fight Song: The Victors
Conference: Big Ten

FOOTBALL INFORMATION

First Year of Varsity Status: 1879
All-Time Record: 887-308-36 (132nd season)
All-Time Big Ten Record: 467-183-18 (105th season)
National Titles: 11
Big Ten Championships: 42
Bowl Games (Record): 40 (19-21)
Consensus All-Americans: 77
First-Team All-Big Ten Selections: 392

MICHIGAN STADIUM

Completed: 1927 (85th season)
Stadium Capacity: 109,901
Surface: FieldTurf (artificial)
Largest Crowd (Opp., Year): 114,804 (Notre Dame, 2011)
Record at Michigan Stadium: 387-120-15
Consecutive 100,000-plus Crowds: 233 (Nov. 8, 1975 to current)

2011 SEASON IN REVIEW

Overall Record: 3-0 (1,000)
Big Ten Record: 0-0 (-)
Home: 3-0 / **Away:** 0-0 / **Neutral:** 0-0

MICHIGAN HEAD COACHES

Brady Hoke	2011-present	3-0	(1,000)
Rich Rodriguez	2008-10	15-22	(.405)
Lloyd Carr	1995-2007	122-40	(.753)
Gary Moeller	1990-94	44-13-3	(.758)
Bo Schembechler	1969-89	194-48-5	(.796)
Bump Elliott	1959-68	51-42-2	(.547)
Bennie Oosterbaan	1948-58	63-33-4	(.650)
Fritz Crisler	1938-47	71-16-3	(.806)
Harry Kipke	1929-37	46-26-4	(.632)
Tad Wieman	1927-28	9-6-1	(.594)
George Little	1924	6-2	(.750)
Fielding Yost	1901-23, 1925-26	165-29-10 ..	(.833)
Biff Lea	1900	7-2-1	(.750)
Gustave Ferbert	1897-99	24-3-1	(.875)
William Ward	1896	9-1	(.900)
William McCauley	1894-95	17-2-1	(.875)
Frank Barbour	1892-93	14-8	(.636)
M. Murphy/F. Crawford ..	1891	4-5	(.444)

FOOTBALL HISTORY

First Year of Football1879
 All-Time Record887-308-36 (.735)
 All-Time Conference Record467-184-18 (.712)
 All-Time Bowl Record19-21 (.475)

National Championships 11
 1901, 1902, 1903, 1904, 1918, 1923, 1932, 1933, 1947, 1948, 1997

Conference Championships42
 1898, 1901, 1902, 1903, 1904, 1906, 1918, 1922, 1923, 1925, 1926, 1930, 1931, 1932, 1933, 1943, 1947, 1948, 1949, 1950, 1964, 1969, 1971, 1972, 1973, 1974, 1976, 1977, 1978, 1980, 1982, 1986, 1988, 1989, 1990, 1991, 1992, 1997, 1998, 2000, 2003, 2004

Bowl Appearances 40
 1901, 1947, 1950, 1964, 1969, 1971, 1975, 1976, 1977, 1978, 1979, 1980, 1981, 1982, 1983, 1984, 1985, 1986, 1987, 1988, 1989, 1990, 1991, 1992, 1993, 1994, 1995, 1996, 1997, 1998, 1999, 2000, 2001, 2002, 2003, 2004, 2005, 2006, 2007, 2010

Undefeated Seasons 23
 1879, 1880, 1884, 1885, 1886, 1887, 1898, 1901, 1902, 1903, 1904, 1910, 1918, 1922, 1923, 1930, 1932, 1933, 1947, 1948, 1973, 1992, 1997

10+ Win Seasons..... 25
 1898, 1901, 1902, 1903, 1904, 1905, 1947, 1971, 1972, 1973, 1974, 1976, 1977, 1978, 1980, 1985, 1986, 1989, 1991, 1997, 1998, 1999, 2002, 2003, 2006

Most Consecutive Wins29 (Sept. 28, 1901 – Oct. 31, 1903)
 All-Time Points Scored..... 30,524 (No. 2 nationally)
 First-Team All-Americans 124 (77 consensus)
 First-Team All-Big Ten Players..... 392 (No. 1 in the Big Ten)
 Heisman Trophy Winners..... 3 (1941, 1991, 1997)
 Years with U-M Player in Heisman Top 10..... 26
 National Award Winners 10
 College Football Hall of Fame Members 35
 All-Time NFL Draft Picks337 (two No. 1 picks)
 All-Time First Round Picks 50
 Michigan on TV422 Games; 275-139-8 (No. 1 nationally)
 First TV Game..... U-M 55, MSU 0 (Sept. 27, 1947 on WWJ-TV)

MICHIGAN FOOTBALL BY DECADE

2010s.....	10-6 (.625)
2000s.....	81-43-0 (.653)
1990s.....	93-26-3 (.775)
1980s.....	90-29-2 (.752)
1970s.....	96-16-3 (.848)
1960s.....	55-40-0 (.579)
1950s.....	52-36-3 (.588)
1940s.....	74-15-3 (.821)
1930s.....	53-26-4 (.663)
1920s.....	58-16-4 (.769)
1910s.....	52-18-6 (.723)
1900s.....	82-8-3 (.898)
1890s.....	72-20-2 (.777)
1880s (no games in 1882)	18-9-0 (.667)
1879.....	1-0-1 (.750)
Overall	886-308-36 (.735)

WEEKLY MEDIA AVAILABILITIES		
MONDAY	TUESDAY	WEDNESDAY
12:30 P.M. - Head Coach Brady Hoke Press Conference at Junge Family Champions Center 1 P.M. - Players' Press Conference at Junge Family Champions Center	12:10-12:20 P.M. - Head Coach Brady Hoke Big Ten Teleconference Call 3:30-3:50 P.M. - Media practice opportunity for first 20 minutes (b-roll and still photos) 5:30 P.M. - Greg Mattison and Al Borges available in interview area post-practice 6:00 P.M. - Players available in interview area post-practice	12-12:15 P.M. - Head Coach Brady Hoke available in interview area 12:15-12:30 P.M. - Offensive and defensive player available in interview area *All interview requests should be directed to the University of Michigan Public and Media Relations office.

INSIDE MICHIGAN FOOTBALL

Inside Michigan Football, the University of Michigan Athletic Department-owned football show, returns for a fourth season with the first episode on Monday, Aug. 29 at 6 p.m. on Fox Sports Detroit. Hosted by Jim Brandstatter, the half-hour show will feature analysis from head coach Brady Hoke and be packed with highlights and behind-the-scenes features on Michigan football.

Inside Michigan Football will be broadcast 15 times throughout the season, airing every Monday (start time varies from 5:30-6:30 p.m.) on FSN Detroit, with re-air on Thursday at 12:30 p.m. and Friday at 2 p.m. Additional airings on FS Detroit and the Big Ten Network will be announced later.

Unfortunately, due to Big Ten Network regulations, Inside Michigan Football will not be available on MGoBlue.com.

Following are the days and times the show airs:

Station	Day, Time
FSN Detroit	Monday, 6:30 p.m.
FSN Detroit	Thursday, 12:30 p.m.
FSN Detroit	Friday, 2 p.m.
Big Ten Network	Wednesday, Noon

Times are Eastern

BIG TEN TELECONFERENCE

The Big Ten Teleconferences run throughout the season on a weekly basis, starting Tuesday, Aug. 30. Head coach Brady Hoke will participate on the conference call at 12:10 p.m. Eastern (11:10 a.m. Central). The media call-in number can be obtained by calling the Big Ten Conference. Following is the coaches teleconference lineup:

Time	Coach
LEGENDS DIVISION	
12:00	Pat Fitzgerald, Northwestern
12:10	Brady Hoke, Michigan
12:20	Bo Pelini, Nebraska
12:30	Mark Dantonio, Michigan State
12:40	Kirk Ferentz, Iowa
12:50	Jerry Kill, Minnesota

LEADERS DIVISION	
1:00	Ron Zook, Illinois
1:10	Danny Hope, Purdue
1:20	Joe Paterno, Penn State
1:30	Bret Bielema, Wisconsin
1:40	Luke Fickell, Ohio State
1:50	Kevin Wilson, Indiana

MICHIGAN RADIO NETWORK

In its ninth season as a division of IMG College, the Michigan Sports Network represents one of the largest and most-listened to college sports network in the Midwest. Anchored by WWJ-AM (950) in Detroit, the Michigan Radio Network is comprised of 36 affiliate stations that cover the state of Michigan during football season. In addition, U-M football can also be heard on American Armed Forces Radio and is also available on Sirius/XM. Frank Beckmann (play-by-play) and Jim Brandstatter (color) bring the action to you from the booth, with Doug Karsch providing sideline reports and analysis. Following is a list of radio affiliates:

City	Station	Dial Pos.
Alma	WQBX	104.9 FM
Alpena	WATZ	1450 AM
Ann Arbor	WTKA	1050 AM
Ann Arbor	WWWW	102.9 FM
Battle Creek	WBXX	104.9 FM
Benton Harbor	WSJM	1400 AM
Big Rapids	WBRN	1460 AM
Big Rapids	WBRN-FM	107.7 FM
Cadillac	WATT	1240 AM
Cassopolis	WGTO	910 AM
Charlevoix	WMKT	1270 AM
Detroit	WWJ	950 AM
Escanaba	WDBC	680 AM
Flint	WTRX	1330 AM
Grand Haven	WGHN	1370 AM
Grand Rapids	WOOD	1300 AM
Ishpeming	WIAN	1240 AM
Jackson	WKHM	970 AM
Kalamazoo	WNWN	1560 AM
Kalamazoo	WQLR	1660 AM
Lansing	WQTX	92.1 FM
Ludington	WKZC	94.9 FM
Marine City	WHLX	1590 AM
Marquette	WDMJ	1320 AM
Muskegon	WOOD	106.9 FM
Newberry	WNBY	1450 AM
Niles	WNIL	1290 AM
Oscoda	WWTH	100.7 FM
Petoskey	WMKT	92.1 FM
Port Huron	WHL5	1450 AM
Reed City	WBRN	95.1 FM
Rogers City	WHAK	980 AM
Rogers City	WHAK	99.9 FM
Saginaw	WSGW	790 AM
Sault Ste. Marie	WKNW	1400 AM
Traverse City	WTCM	580 AM

U-M football can also be heard on American Armed Forces Radio and is also available on Sirius Satellite Radio.

INSIDE MICHIGAN FOOTBALL RADIO SHOW

Head Coach Brady Hoke will appear each week on the Inside Michigan Football Radio Show. The hour-long show originates on WXYT Radio every Wednesday evening at 7 p.m., with Jim Brandstatter hosting the show. The show is broadcast live from Pizza House (PizzaHouse.com) located at 618 Church Street in Ann Arbor. Following are the stations covering the show:

City	Station	Dial Pos.
Ann Arbor	WTKA	1050 AM
Battle Creek	WBCK	930 AM
Benton Harbor	WSJM	1400 AM
Cassopolis	WGTO	910 AM
Detroit	WXYT	1270 AM
Saginaw	WSGW	790 AM
Traverse City	WTCM	580 AM

MGOBLUE.COM

TALE OF THE TAPE

2011 STATISTICS

OFFENSE

MICHIGAN	CATEGORY	SAN DIEGO STATE
33.3	Scoring	38.0
403.7	Total Yards	428.0
226.7	Rushing Offense	220.7
177.0	Passing Offense	207.3
151.6	Pass Efficiency	141.4
57	First Downs	63
52 %	3rd-Down Conv.	48 %
50 %	4th-Down Conv.	100%
1	Sacks Allowed	1
90 %	Red Zone Offense (TD Eff.)	91 %
100%	Red Zone Offense (Scoring Eff.)	91 %
8.6	Punt Returns	9.2
18.6	Kick Returns	24.2
38.0	Avg. Punting	43.2
33.8	Net Punting	37.8
1-1	Field Goals	1-3
12	Penalties	13
+6	Turnover Margin	+6
24:30	Time Of Possession	29:53

2011 STATISTICS

DEFENSE

MICHIGAN	CATEGORY	SAN DIEGO STATE
14.7	Scoring	21.7
342.7	Total Yards	383.0
167.0	Rushing Defense	197.0
175.7	Passing Defense	186.0
129.2	Pass Efficiency	129.8
57	First Downs	56
49 %	3rd-Down Conv. Allowed	43 %
67 %	4th-Down Conv. Allowed	50 %
3	Sacks By	1
40 %	Red Zone Defense (TD Eff.)	100 %
60 %	Red Zone Defense (Scoring Eff.)	100 %
6.0	Punt Returns	9.0
22.2	Kick Returns	26.1
40.5	Avg. Punting	39.5
36.5	Net Punting	35.1
3-5	Field Goals Against	1-1
22	Penalties	18
30:01	Opponent Time Of Possession	30:07

MICHIGAN VS. SAN DIEGO STATE

MICHIGAN LEADS ALL-TIME SERIES 1-0

H: 1-0 / A: 0-0 / N: 0-0

Year	W/L	Score	Site	Rank
2004	W	24-21	H	17/-

THE LAST TIME VS. SAN DIEGO STATE...

Michigan used a 10-play, 79-yard third-quarter drive capped by a seven-yard pass from Chad Henne to Braylon Edwards to edge San Diego State, 24-21. U-M opened up the game with a 54-yard touchdown pass from Henne to Edwards on the Wolverines' first play from scrimmage. Following a 17-7 lead, the Aztecs scored 14 unanswered points to claim a 21-17 halftime lead. Henne's third-quarter touchdown pass to Edwards were the only points scored in the second half, giving the Wolverines a three-point victory. U-M running back Mike Hart led Michigan with 121 yards rushing, while Edwards caught eight passes for 130 yards and two touchdowns. San Diego State's aerial attack was led by quarterback Matt Dlugolecki, who passed for 277 yards. Jeff Webb had 11 receptions for 107 yards, while Robert Ortiz hauled in seven catches for 125 yards. Webb's touchdown catch came on a halfback pass from Michael Franklin.

BRADY HOKE AGAINST SAN DIEGO STATE

Hoke has not coached against San Diego State. However, he spent two seasons as the team's head coach from 2009-10, accumulating a 13-12 record. His record in 2010 included a 35-14 Poinsettia Bowl victory over Navy. The Mountain West Conference Coach of the Year in 2010, Hoke's nine wins marked the most victories by the Aztecs since 1996, and it was the school's first bowl trip in 12 years.

MICHIGAN VS. MOUNTAIN WEST CONFERENCE

Michigan is 2-1 against teams since the Mountain West Conference began play in 1999.

U-M HEAD-TO-HEAD AGAINST MWC OPPONENTS

School	W	L	T	Pct.
San Diego State	1	0	0	1.000
Utah	1	1	0	.500
Totals	2	1	0	.666

LAST WEEK...

Michigan totaled 376 rushing yards--and 471 overall--to defeat Eastern Michigan, 31-3, at Michigan Stadium. Trailing 3-0 with 14:55 remaining in the second quarter, Michigan scored 28 points over the next two quarters to take control of the game. The Wolverines held Eastern Michigan to 236 yards, and just 29 passing yards, in the victory. Junior quarterback DENARD ROBINSON threw for two touchdowns while rushing for 198 yards and another score, and junior VINCENT SMITH had 118 yards on the ground for his second career 100+-yard outing. It marked the 36th time Michigan had two 100+-yard rushers. U-M sophomore safety THOMAS GORDON had six tackles, one interception and one fumble recovery to lead the defense.

Michigan scored on all five red zone possessions, and it converted eight of nine third downs in the second half and nine of 14 for the game.

WOLVERINES FACE TOUGH SCHEDULE IN 2011

Eight of Michigan's 12 2011 regular-season oppo-

nents received bowl bids in 2010, while compiling a 72-33 record (.686 winning percentage).

2011 CAPTAINS

- U-M elected three seniors TE KEVIN KOGER, C DAVID MOLK and DT MIKE MARTIN, as captains for the 132nd team in school history.
- The three players were selected in a vote of their teammates during fall camp.

2011 AWARDS

Team

- Tostitos Fiesta Bowl National Team of the Week (vs. Notre Dame 9/10)
- Week 2 United States Sports Academy's 2011 College Football Game of the Year (vs. Notre Dame 9/10)

Senior Linebacker Brandon Herron

- Walter Camp National Defensive Player of the Week (9/3 vs. Western Michigan)
- Big Ten Defensive Player of the Week (9/3 vs. Western Michigan)
- College Sports Madness Big Ten Defensive Player of the Week (9/3 vs. Western Michigan)
- CFPA National Defensive Performer of Week 1
- CFPA Linebacker Performer of the Week (9/3 vs. Western Michigan)

Senior Tight End Kevin Koger

- Mackey Award (watch list)

Junior Defensive Back Jordan Kovacs

- Lott IMPACT Trophy (watch list)

Senior Defensive Tackle Mike Martin

- Bednarik Award (watch list)
- Rotary Lombardi Award (watch list)

Senior Center David Molk

- Rimington Trophy (watch list)
- Rotary Lombardi Award (watch list)

Junior Quarterback Denard Robinson

- Davey O'Brien National Quarterback Award (watch list)
- Manning Award (watch list)
- Maxwell Award (watch list)
- Paul Hornung Award (watch list)
- Walter Camp Player of the Year (watch list)
- Big Ten Offensive Player of the Week (vs. Notre Dame 9/10)
- Rivals.com National and Big Ten Player of the Week (vs. Notre Dame 9/10)
- Capital One Cup Performance of the Week (vs. Notre Dame 9/10)

Junior Wide Receiver Roy Roundtree

- Biletnikoff Award (watch list)

Senior Defensive End Ryan Van Bergen

- Ted Hendricks Award (watch list)

BIG PLAY THREATS

The Maize and Blue has produced 15 plays from scrimmage that have chewed up 20+ yards, three vs. WMU, seven vs. Notre Dame (from five different players) and five vs. Eastern Michigan.

Fifth-year senior wide receiver JUNIOR HEMINGWAY had three catches (43-TD, 45, 77) for 165 yards vs. ND. The 77-yard play was U-M's longest passing play since 2007. Hemingway leads

Michigan with four plays from scrimmage of 20+ yards, while DENARD ROBINSON and VINCENT SMITH each have three. Robinson accounted for the longest rush of the season of 52 yards against Eastern Michigan.

BALANCED OFFENSE

• Michigan's offense is averaging 403.7 yards per game in 2011, and it has maintained balance thus far, averaging 227 yards rushing and 177 yards passing per game. U-M has totaled over 100 yards rushing in all three games, including a season-best 376 against Eastern Michigan.

The Wolverines had a season-best 338 yards through the air vs. Notre Dame.

POCKET PRESENCE

• U-M's offensive line includes four starters from the 2010 squad. Fifth-year senior center DAVID MOLK, senior/junior right guard PATRICK OMAMEH, junior/sophomore left tackle TAYLOR LEWAN and fifth-year senior right tackle MARK HUYGE have combined for 86 career starts and 99 career games on the offensive line. Senior/junior left guard RICKY BARNUM made the first two starts of his career vs. Notre Dame and EMU. • In 2010, Michigan's offensive front allowed just 11 sacks, which led the Big Ten. That trend has continued in 2011 as the line has allowed one sack in three games.

RED ZONE RETURNS

• The Wolverines are 10-for-10 to start the season in red zone scoring efficiency. Nine of the 10 scores have resulted in touchdowns. • U-M scored on all five red zone possessions against Eastern Michigan, including four touchdowns. • U-M had three red zone touchdowns against Notre Dame in as many trips inside the 20. • Michigan scored on 78.0 percent of its red zone opportunities in 2010 (44-55, 40 TDs). • The Wolverines defense has allowed just six scores on 10 red zone attempts, including four TDs.

TURNOVER MARGIN

• The Wolverines have won the turnover battle in all three games this season, good for a +6 margin. U-M was +1 vs. EMU, +2 vs. Notre Dame and +3 vs. Western Michigan, the first time it had won the turnover margin since 9/11/10 at Notre Dame (+3). The Wolverines have forced at least two turnovers in every game, including a season-high five vs. Notre Dame. Overall, U-M has forced four interceptions (by four different players) and recovered six of eight fumbles.

OFFENSIVE SCORING DRIVES...LONG AND SHORT

• Nine of Michigan's 12 offensive scoring drives have covered 70+ yards, and six of the 12 have covered 80+ yards. • Against Eastern Michigan, U-M had five scoring drives, all covering 75 or more yards. The first two touchdown drives were 97 yards in seven plays and 87 yards in six plays. The final three scoring drives covered 83 yards in 13 plays, 75 yards in 11 plays and 84 yards in 13 plays, respectively. • Michigan scored five touchdowns vs. Notre Dame, and all five touchdown drives came on five plays or less. In all five scoring drives, U-M totaled

306 yards on 19 plays. The longest drive took 2:35, while the Wolverines covered 80 yards on three plays in :30 for the game-winning touchdown.

THIRD-DOWN EFFICIENCY

• U-M has converted 15-of-29 third-down opportunities (51.7%) this season. • Michigan started its season seven-of-20 on third downs. U-M converted eight of nine second-half third downs against Eastern Michigan.

SLOW STARTERS, FAST FINISHERS

• Michigan has been held without a point in the first quarter of each of the first three games. • The Wolverines have outscored their opponents 100-23 from the second quarter on. • Michigan was just three points shy of tying the school record for most points in a fourth quarter (31) when it scored 28 points against Notre Dame.

PENALTIES

• Michigan has committed only 12 penalties for 104 yards in three games. The Wolverines were penalized just once in the opener vs. Western Michigan and twice against Eastern Michigan.

A LOOK BACK AT 2010:

OFFENSIVE NOTES

• The offense led the Big Ten and was 8th nationally in total offense with an average of 488.7 yards per game. • U-M set a school record with 6,353 yards of total offense in 2010 (3,101 rushing, 3,252 passing). It surpassed the mark of 5,807 yards attained during the 2003 season. • U-M scored 68 touchdowns (35 rushing, 23 passing). • U-M was third in scoring offense with an average of 32.8 points per game. • U-M earned 500 yards of total offense in 6 of 13 games. • The 721 yards of total offense against Bowling Green (Sept. 25) is the most ever for a U-M team against a BCS conference school; surpassed the 715 yards gained against Mississippi in the 1991 Gator Bowl. The school record of 727 yards was attained in 2009 against Delaware State.

RUSHING GAME GROUNDING OUT YARDS

• Michigan was 3rd in the Big Ten and 13th nationally with an average of 238.5 rushing yards per game. • The 3,101 yards were the most for a Michigan team since the 1992 team gained 3,217 yards. • U-M gained over 250 yards rushing in the first five games of the season and six total games; had eight games with over 200 rushing yards. • Michigan's 466 rushing yards against Bowling Green (Sept. 25) were the most since gaining 480 yards against Iowa on Oct. 3, 1992.

PASSING TOTAL RANKS FOURTH IN SCHOOL HISTORY

• Michigan was second in the Big Ten and 36th nationally in passing offense (250.2 avg.). • The Wolverines completed 243-of-385 passes (63.1%) for 3,252 yards (second-highest passing yardage total in school history) and 23 touchdowns, the fourth time a Michigan team collectively passed for over 3,000 yards in a single season. • U-M threw for over 200 yards in nine contests, including a school-record-setting 419-yard effort vs. Illinois (Nov. 6).

A LOOK AT THE WOLVERINES . . .

OFFENSE

Offensive Formation: Pro Style
Offensive Starters Returning/Lost: 9/2
Offensive Lettermen Returning/Lost: 27/9

RETURNING STARTERS FROM 2010

Player	Pos.	Ht.	Wt.	Year/Elig.
Junior Hemingway	WR	6-1	225	5th Sr.
Kevin Koger	TE	6-4	258	Sr.
Taylor Lewan	LT	6-8	302	Jr./So.
David Molk^	C	6-2	286	5th Sr.
Patrick Omameh^	RG	6-4	300	Sr./Jr.
Denard Robinson^	QB	6-0	195	Jr.
Mark Huyge*	RT	6-6	302	5th Sr.
Roy Roundtree^	WR	6-0	177	Sr./Jr.
Michael Shaw*	RB	6-1	195	Sr.
Vincent Smith*	RB	5-6	172	Jr.

^ started all 13 games in 2010

*split time as starter.

Individual Statistical Rankings in 2010

Category	Avg.	Big Ten	NCAA
D. Robinson, Rushing	130.9 avg.	1st	4th
D. Robinson, Total Off.	328.6 avg.	1st	2nd
D. Robinson, Pass Eff.	149.6 rating	6th	20th
D. Robinson, Scoring	6.5 ppg	7th	T92nd
D. Robinson, All-Purp.	130.9 avg.	3rd	T34th
D. Robinson, Passing	197.7 avg.	7th	60th
R. Roundtree, Rec.	5.5 avg.	4th	T35th
R. Roundtree, Rec. Yds.	71.9 avg.	3rd	44th
R. Roundtree, Rec. Yds.	935	-	42nd
J. Hemingway, Rec. Yds.	59.3 avg.	-	91st

DEFENSE

Defensive Formation: 4-3
Defensive Starters Returning/Lost: 9/2
Defensive Lettermen Returning/Lost: 26/13

RETURNING STARTERS FROM 2010

Player	Pos.	Ht.	Wt.	Year/Elig.
Courtney Avery	CB	5-11	173	So.
Kenny Demens	LB	6-1	248	Sr./Jr.
J.B. Fitzgerald	LB	6-3	241	Sr.
J.T. Floyd%	CB	6-0	185	Sr./Jr.
Cam Gordon^	LB	6-3	222	Jr./So.
Jordan Kovacs^	S	6-0	197	Sr./Jr.
Mike Martin	NT	6-2	304	Sr.
Craig Roh^	LB	6-5	269	Jr.
Ryan Van Bergen^	DT	6-6	288	5th Sr.
Troy Woolfolk#	CB/S	6-0	191	5th Sr.

^ started all 13 games in 2010

% Injured and missed part of 2010 season

Missed entire 2010 season due to injury

Individual Statistical Rankings in 2010

Category	Avg.	Big Ten	NCAA
K. Demens, Tackles	6.3 avg.	19th	-
C. Gordon, Tackles	6.1 avg.	T24th	-
C. Gordon, F Recovered	0.17 avg.	T2nd	T65th
J. Kovacs, Tackles	9.3 avg.	2nd	T32nd
R. Van Bergen, Sacks	0.33 avg.	T8th	

THE NATIONAL POLLS

Associated Press Media Poll (Sept. 18)

Team	Record	Points	Previous
1. Oklahoma (37)	2-0	1471	1
2. LSU (14)	3-0	1424	3
3. Alabama (7)	3-0	1402	2
4. Boise State (2)	2-0	1309	4
5. Stanford	3-0	1212	6
6. Wisconsin	3-0	1170	7
7. Oklahoma State	3-0	1092	8
8. Texas A&M	2-0	1043	9
9. Nebraska	3-0	911	11
10. Oregon	2-1	899	12
11. Florida State	2-1	896	5
12. South Carolina	3-0	891	10
13. Virginia Tech	3-0	830	13
14. Arkansas	3-0	781	14
15. Florida	3-0	669	16
16. West Virginia	3-0	579	18
17. Baylor	2-0	521	19
18. South Florida	3-0	496	20
19. Texas	3-0	402	23
20. TCU	2-1	273	23
21. Clemson	3-0	272	NR
22. Michigan	3-0	266	NR
23. USC	3-0	260	NR
24. Illinois	3-0	106	NR
25. Georgia Tech	3-0	59	NR

USA Today Coaches Poll (Sept. 18)

Team	Record	Points	Previous
1. Oklahoma (50)	2-0	1463	1
2. Alabama (4)	3-0	1402	2
3. LSU (5)	3-0	1373	3
4. Boise State	2-0	1212	4
5. Stanford	3-0	1208	6
6. Oklahoma State	3-0	1126	7
7. Wisconsin	3-0	1121	8
8. Texas A&M	2-0	1033	9
9. Nebraska	3-0	966	10
10. South Carolina	3-0	876	11
11. Virginia Tech	3-0	852	12
12. Arkansas	3-0	851	13
13. Oregon	2-1	804	14
14. Florida State	2-1	801	5
15. Florida	3-0	670	17
16. West Virginia	3-0	529	20
17. South Florida	3-0	485	22
18. Texas	3-0	464	21
19. Baylor	2-0	391	24
20. TCU	2-1	310	23
21. Michigan	3-0	243	NR
22. Clemson	3-0	181	NR
23. Michigan State	2-1	119	15
24. Georgia Tech	3-0	118	NR
25. North Carolina	3-0	99	NR

Tracking U-M in the Top 25 Polls

Date	AP	USA Today
Preseason.....	NR.....	NR
Week 1.....	NR.....	NR
Week 2.....	NR.....	NR
Week 3.....	22.....	21

INDIVIDUAL PLAYER NOTES

Jeremy Gallon

2011 Season

- Leads team with seven receptions. 135 receiving yards rank second on team. Has three receptions on third downs, all resulting in first downs.
- Team and career-high 3 catches for 43 yards vs. Eastern Michigan.
- Leads team with four punt returns for 43 yards.
- Made two catches for career-high 78 yards vs. Notre Dame (9/10). Caught 16-yard TD throw in fourth quarter. Career-best 64-yard catch and run set up game-winning TD pass.

Career

- 15 career games played, 11 receptions for 184 yards and two touchdowns.
- In 2010, led team in punt returns (10 for 43 yards) and kick returns (27 for 589 yards).

Receiving

Year	GP/GS	No.	Yards	Avg.	P/G	TD	Long
2010	12/0	4	49	12.2	4.1	1	20
2011	3/0	7	135	19.3	45.0	1	64
Career	15/0	11	184	16.7	12.3	2	64

Devin Gardner

2011 Season

- Made season debut in relief action vs. EMU (9/17). Played one series, ran for 7 yards.

Career

- Made career debut at quarterback against Connecticut (Sept. 4).
- Completed 7-of-10 passes for 85 yards and threw for first career touchdown against Bowling Green; rushed six times for 25 yards and one touchdown (also first of his career).

Rushing

Year	GP/GS	Att	Yards	Avg.	P/G	TD	Long
2010	3/0	7	21	3.0	7.0	1	9
2011	1/0	1	7	7.0	7.0	0	7
Career	4/0	8	28	3.5	7.0	1	9

Passing

Year	GP/GS	Att/Comp.	Pct.	Yards	TD	Int.	Long
2010	3/0	10/7	70.0	85	1	0	30
2011	1/0	0/0	0.0	0	0	0	0
Career	4/0	10/7	70.0	85	1	0	30

Junior Hemingway

2011 Season

- Leads team with 202 receiving yards.
- Started and posted career-best 165 receiving yards on three catches, including one TD for 43 yards. Catch and run for 77 yards set career best and U-M's longest reception since 2007.
- Started and made one catch for 37 yards vs. WMU, his 18th career catch for 20-plus yards.

2010 Season

- Third on the team in receiving yards (593) and third in receptions (32).

- Has 100 or more receiving yards in three games this season.

- Started his first game of the year against Indiana, hauling in three passes for a career-high 129 yards and one touchdown.
- Had a career-long 70-yard touchdown grab in the first half of the game against Indiana; also recorded a 42-yard pass from Denard Robinson with under a minute to play which set up the

game-winning score.

- Posted career highs in receptions (nine) and receiving yards (134) against Iowa; also had a 45-yard TD reception in the fourth quarter.
- Had six receptions for 104 yards and two touchdowns against Illinois.

Career

- Became 28th Wolverine to reach 1,000 career receiving yards vs. ND (9/10/11). Currently ranks 26th on U-M's all-time career receiving yards list.
- Of Hemingway's 58 career catches, 21 have been for 20+ yards.
- Has five games of 100 receiving yards or more, including three in 2010.
- 2009-10 NSCA All-American Strength and Conditioning Athlete of the Year recipient.
- In 2009, U-M's fourth-leading receiver with 16 catches for 268 yards and two touchdowns.
- Redshirted 2008 season due to illness.

Receiving

Year	GP/GS	No.	Yards	Avg.	P/G	TD	Long
2007	10/1	4	37	9.2	3.7	0	23
2008	4/1	2	42	21.0	5.3	1	33
2009	11/9	16	268	16.8	24.4	2	66
2010	10/8	32	593	18.5	59.3	4	70
2011	3/3	4	202	50.5	67.3	1	77
Career	38/22	58	1,141	19.7	30.0	8	77

Kevin Koger

2011 Season

- Second on team with five receptions. Has 48 yards and 1 touchdown.
- Two catches, including nine-yard touchdown, in start vs. EMU (9/17). First TD since 10/30/10.
- Started and made one catch for 11 yards against Notre Dame (9/10).
- Started, made two catches for 16 yards vs. WMU.

2010 Season

- Caught a 60-yard touchdown pass at Penn State (10/30/10), longest reception of his career.
- Caught two passes for 42 yards in the Gator Bowl vs. Mississippi State, surpassing 500 yards receiving for his career.

Career

- Two-year starter; has played in 37 career contests and made 22 starts.
- Hauled in a career-best four passes for 38 yards and one touchdown in victory over Notre Dame (Sept. 12, 2009).
- Sister, LaShawnda Thorne, played volleyball at Michigan and earned varsity letter in 1991.

Receiving

Year	GP/GS	No.	Yards	Avg.	P/G	TD	Long
2008	9/3	6	93	15.5	10.3	1	41
2009	12/8	16	220	13.8	18.3	2	41
2010	13/8	14	199	14.2	15.3	2	60
2011	3/3	5	48	9.6	16.0	1	12
Career	37/24	41	560	13.7	15.1	6	60

David Molk

2011 Season

- Started 16th consecutive game and 32nd of his career vs. Eastern Michigan.
- Watch list for Rimington Trophy and Rotary Lombardi Award.

2010 Season

- Rimington Trophy finalist.
- Started all 13 games at center.
- All-Big Ten first team (coaches).

- All-Big Ten second team (media).
- Hugh R. Rader Memorial Award co-recipient as team's top offensive lineman.

Career

- Two-year letterman and starter at center; made 32 career starts at center.
- 2009-10 NSCA All-American Strength and Conditioning Athlete of the Year recipient.
- 2010 candidate for Rotary Lombardi Award and the Rimington Trophy.
- Missed eight games during the 2009 season due to foot and knee injuries.
- Shared the 2009 Sophomore Award as the player that displayed toughness and a strong work ethic on the field and in the locker room.
- Recipient of the 2008 Iron Wolverine Award as the best all-around conditioned player for the linemen group.

Denard Robinson

2011 Season

- Six touchdown passes completed to six different receivers.
- Made 16th straight start vs. EMU. Third-best career rushing effort (198 yards) on 26 carries and one touchdown. Passed for two TDs, his eighth career game with multiple TD throws.
- Started vs. Notre Dame and Earned 446 of the team's 452 yards.
- Third among the Big Ten Conference's career leaders in rushing yards by a quarterback.

BIG TEN CAREER RUSHING YARDS BY QUARTERBACK

1. 3,895 Antwaan Randle El, Indiana 1998-2001
2. 2,557 Juice Williams, Illinois 2006-09
3. **2,405 Denard Robinson, Michigan 2009-**

- First U-M quarterback to earn 10 100-yard rushing games for a career after posting 108 yards vs. ND. 15th U-M player all-time with double-digit 100-yard rushing games.
- Threw for career-high 338 yards vs. Fighting Irish; his second career 300-yard game (305, vs. Illinois, 11/6/10).
- Four touchdown passes vs. Notre Dame set career high. Had three TD throws against Illinois (11/6/2010) and Indiana (10/2/10).
- Five total touchdowns (4 pass, 1 run) against ND tied career high set vs. Hoosiers (10/2/10, 3 pass, 2 run).
- Owns the top five total offense games in school history after accumulating 446 total yards vs. ND (9/10/11) on 338 yards passing and 108 yards rushing. The 446 yards rank third behind his 502 yards vs. ND (9/11/10) and 494 yards vs. Indiana (10/2/10). Robinson has 10 career games with more than 300 yards total offense.
- Big Ten Offensive Player of the Week (vs. Notre Dame 9/10). Rivals.com National and Big Ten Player of the Week (vs. Notre Dame 9/10).

CAREER RUSHING

Year	GP/GS	Att	Yards	Avg.	P/G	TD	Long
2009	12/1	69	351	5.1	29.2	5	43
2010	13/13	256	1,702	6.6	130.9	14	87
2011	3/3	50	352	7.0	117.3	2	52
Career	28/17	375	2,405	6.4	85.9	21	87

CAREER PASSING

Year	GP/GS	Comp/Att.	Pct.	Yards	TD	Int.	Long
2009	12/1	14/31	45.2	188	2	4	38
2010	13/13	182/291	62.5	2,570	18	11	75
2011	3/3	27/55	49.1	531	6	4	77
Career	28/17	223/377	59.2	3,289	26	19	77

2011 GAME-BY-GAME

	PASSING			RUSHING		
	C/A	Yds.	TD	Att.	Yds.	TD
WMU	9/13	98	0	8	46	0
ND	11/24	338	4	16	108	1
EMU	7/18	95	2	26	198	1
TOTAL	27/55	531	6	50	352	2

2010 GAME-BY-GAME

	PASSING			RUSHING		
	C/A	Yds.	TD	Att.	Yds.	TD
UConn	19/22	186	1	29	197	1
ND	24/40	240	1	28	258	2
UMass	10/14	241	2	17	104	1
BG	4/4	60	0	5	129	2
IU	10/16	277	3	19	217	2
MSU	17/29	215	1	21	86	1
IOWA	13/18	96	1	18	105	0
PSU	11/23	190	1	27	191	3
ILL	10/20	305	3	19	62	0
PUR	13/21	176	1	22	68	0
WISC	16/25	239	2	22	121	2
OSU	8/18	87	0	18	105	0
MISS ST.	27/41	254	2	11	59	0
TOTAL	182/291	2,570	18	256	1,702	14

Robinson's 2010 Passing Statistics/Splits

3rd Down: 43-77 for 537 yards, 5 TDs, 6 Int.
 4th Down: 4-14 for 75 yards, 1 TD
 Fourth Quarter: 35-56 for 437 yards, 2 TD, 2 Int.
 First Half: 102-165 for 1,540 yards, 13 TD, 7 Int.
 Second Half: 80-129 for 1,028 yards, 5 TD, 4 Int.


2010 Season Records & Accolades

- Football Writers Association of America (FWAA) All-American at running back.
- Finished sixth in the Heisman Trophy balloting.
- *Chicago Tribune* Silver Football recipient as the Big Ten's MVP, becoming the first sophomore quarterback to win the award. Became first sophomore to win the award since Archie Griffin in 1973.
- Big Ten Offensive Player of the Year.
- Manning Award finalist; Davey O'Brien and Maxwell awards semifinalist.
- Set NCAA and Big Ten record for most rushing yards by a quarterback (1,702).
- Became the first quarterback in NCAA history to rush (1,702) and pass (2,570) for 1,500 yards in a season.
- Three-time Big Ten Offensive Player of the Week (Connecticut, Notre Dame and Indiana).
- Davey O'Brien National Quarterback of the Week (Notre Dame and Indiana).
- Ranked as nation's 4th-leading rusher with an average of 130.9 yards per game.
- Ranked 2nd nationally in total offense, averaging 328.6 yards per game.
- Held U-M season record for total offense; accounted for 4,272 yards on 547 plays.
- Had three of the top 50 single-game rushing performances by an FBS quarterback in the last 15 years.
- Reset the U-M total offensive record with 502 yards at Notre Dame (had 502 of team's 532 yards); set U-M record with 68 total plays (28 rushing and 40 passing).

WOLVERINE BITES

ROBINSON IN THE U-M RECORD BOOK

• Junior quarterback Denard Robinson has quickly ascended the Michigan charts for passing, rushing and total yards.



U-M Career Passing Records

Attempts	Player	Yards
10.	Don Moorhead (1968-70)	425
11.	Dennis Brown (1966-68)	388
12.	Scott Dreisbach (1995-98)	380
13.	Denard Robinson (2009-)	377

Completions

8.	Steve Smith (1980-83)	324
9.	Rick Leach (1975-78)	250
10.	Denard Robinson (2009-)	223

Yards

7.	Steve Smith (1980-83)	4,860
8.	Brian Griese (1994-97)	4,383
9.	Rick Leach (1975-78)	4,284
10.	Denard Robinson (2009-)	3,289

Touchdowns

8.	Brian Griese (1994-97)	33
9.	Jim Harbaugh (1983-86)	31
10.	John Wangler (1976-80)	26
	Denard Robinson (2009-)	26

U-M Career Rushing Records

Yards	Player	Yards
12.	Harlan Huckleby (1975-78)	2,624
13.	Ricky Powers (1990-93)	2,554
14.	Russell Davis (1975-78)	2,550
15.	Ron Johnson (1966-68)	2,440
16.	Denard Robinson (2009-)	2,405

Touchdowns

15.	Lawrence Ricks (1979-82)	24
	Tim Biakabutuka (1993-95)	24
17.	Denard Robinson (2009-)	21

100-Yard Games

7.	Gordon Bell (1972-75)	13
	Billy Taylor (1968-71)	13
	Tim Biakabutuka (1993-95)	13
10.	Chris Perry (2000-03)	12
11.	Denard Robinson (2009-)	11

U-M Career Offense Records

Yards	Player	Yards
5.	Elvis Grbac (1989-92)	6,221
6.	Jim Harbaugh (1983-86)	5,745
7.	Todd Collins (1991-94)	5,702
8.	Denard Robinson (2009-)	5,694

WOLVERINE BITES

1,000 YARD CLUB


- Senior/junior wide receiver Roy Roundtree is U-M's active leader in career receiving yards. His 1,398 yards rank 21st all-time at U-M, 28 yards shy of passing John Kolesar to take over sole possession of 20th place.
- Fifth-year senior Junior Hemingway joined Roundtree atop the 1,000-yard career receiving plateau with 165 yards vs. Notre Dame. Hemingway ranks 26th for U-M.
- Senior Martavious Odoms has 956 career yards, good for 30th in Michigan annals.



Roy Roundtree Junior Hemingway Martavious Odoms

U-M Career Receiving Yards

16.	Vince Bean (1981-84)	1,509
17.	Marcus Knight (1996-99)	1,508
18.	Jim Mandich (1967-69)	1,489
19.	Adrian Arrington (2004-07)	1,438
20.	John Kolesar (1985-88)	1,425
21.	Roy Roundtree (2009-)	1,398
22.	Ralph Clayton (1976-79)	1,393
23.	Jerame Tuman (1995-98)	1,279
24.	Lowell Perry (1950-52)	1,261
25.	Greg Mathews (2006-09)	1,195
26.	Junior Hemingway (2007-)	1,141
27.	Paul Jokisch (1984-86)	1,088
28.	Darryl Stonum (2008-10)	1,008
29.	Sim Nelson (1982-84)	976
30.	Martavious Odoms (2008-)	956



Michael Shaw



Vincent Smith

- Junior running back Vincent Smith became the 48th player in U-M history to reach the 1,000-yard career rushing mark by running for 118 yards against EMU on Sept. 17. Senior running back Michael Shaw could follow Smith into the 1,000-yard club by gaining 144 more yards this season.

U-M Career Rushing Yards

42.	Mel Anthony (1962-64)	1,144
43.	Don Dufek (1949-50)	1,094
44.	Don Moorhead (1968-70)	1,091
45.	Bennie McRae (1959-61)	1,037
46.	Carlos Brown (2006-09)	1,025
47.	Vincent Smith (2009-)	1,009
48.	Allen Jefferson (1987-90)	1,002
49.	Bob Timberlake (1962-64)	967
50.	Ted Kress (1952-53)	966
51.	Kerry Smith (1980-83)	950
52.	Lawrence Reid (1976-79)	928
53.	Gil Chapman (1972-74)	919
54.	Roosevelt Smith (1976-79)	866
55.	Michael Shaw (2008-)	856

- Became only quarterback in NCAA history to run and pass for 200 yards in two games in a season.
- Had 53 runs over 10 yards, including 16 over 20 yards, and had 86 first downs rushing, most in the Big Ten.
- Became first U-M quarterback since Scott Dreisbach (1995-96) to win his first five starts.
- Was one of three FBS quarterbacks to throw for 18 touchdowns and rush for 14 touchdowns in 2010 (Cam Newton and Colin Kaepernick).

Statistics and Game-By-Game Notes - 2010

- Went 19-of-22 passing in first career start against Connecticut, the second-highest completion percentage in a single game (86.3 pct.) in team history (2nd to Elvis Grbac's 90.9 pct. vs. Notre Dame in 1991 (20-22)).
- Set career highs in completions and attempts, completing 24-of-40 passes for 244 yards and one touchdown against Notre Dame; recorded an 87-yard run at Notre Dame, making it the second-longest run against Notre Dame ever, the second-longest run from scrimmage at Notre Dame Stadium and the sixth-longest play from scrimmage in Michigan history.
- His 258 rushing yards against the Irish was the best road performance ever for a Wolverine's rusher and was the fifth-best single-game effort in school history.
- Broke his own U-M record and the Big Ten record for rushing yards by a quarterback in a single game. He broke the league record of 217 yards set by Mike Kafka at Minnesota on Nov. 1, 2008. It ranked as the 5th-most rushing yards by a QB in the last 15 college football seasons.

PUTTING 2010 IN PERSPECTIVE

NCAA SEASON RUSHING YARDS BY A QUARTERBACK (BCS)

Player, School	Att.	Yds.	TDs
1. Denard Robinson, U-M (2010)	256	1,702	14
2. Beau Morgan, Air Force (1996)	225	1,494	18

MICHIGAN'S SINGLE-SEASON RUSHING YARDAGE LIST

Player (Year)	Att.	Yds.	TDs
1. Tshimanga Biakabutuka (1995)	303	1,818	12
2. Anthony Thomas (2000)	319	1,733	18
3. Jamie Morris (1987)	282	1,703	14
4. Denard Robinson (2010)	256	1,702	14
5. Chris Perry (2003)	338	1,674	18

SOPHOMORE OFFENSIVE BIG TEN PLAYERS OF THE YEAR

YEAR	PLAYER	SCHOOL	Pos.
1985	Lorenzo White	Michigan State	RB
1990	Tico Duckett	Michigan State	RB
1990	Jon Vaughn	Michigan	RB
1992	Tyrone Wheatley	Michigan	RB
1998	Drew Brees	Purdue	QB
2009	John Clay	Wisconsin	RB
2010	Denard Robinson	Michigan	QB

MOST TOTAL OFFENSE - SINGLE SEASON BIG TEN HISTORY

YEAR	PLAYER	SCHOOL	YARDS
2010	Denard Robinson	Michigan	4,272
2000	Drew Brees	Purdue	4,189

Roy Roundtree

2011 Season

- Started vs. Notre Dame and made one catch, a 16-yard touchdown reception that won the game with two seconds remaining.
- Started and made two catches for 13 vs. Western Michigan (Sept. 3).

2010 Season

- All-Big Ten second team (media).
- Biletnikoff Award candidate.
- Team's leader in receptions (72), receiving yards (935) and touchdowns (seven).
- Had four games with over 100 receiving yards.
- Set Michigan single-game record for receiving yards against Illinois; had nine receptions for 246 yards and two touchdowns, including a 75-yard touchdown reception on the first play from scrimmage.
- Led team in receiving at Notre Dame, recording eight receptions for 82 yards and one touchdown; caught 15-yard slant pass from Robinson on third-and-five that setup game-winning touchdown.
- Caught nine passes for 118 yards against BGSU.
- Caught five passes for 126 yards and one touchdown against Indiana.
- Caught seven passes for 114 yards and one touchdown against Wisconsin.

Career

- Team's active leader in receiving yards (1,398) and receptions (107). Ranks 21st in U-M career receiving yards.
- Led team with 32 receptions for 434 yards and three touchdowns in 2009.
- Caught 30 passes for 390 yards and two TDs in final four games of the 2009 season.
- Set career high with 10 receptions for 126 yards and one TD against Purdue (Nov. 7, 2009).
- CollegeFootballNews.com Freshman All-America honorable mention and Sporting News Freshman All-Big Ten.
- High school teammate of Michael Shaw and Brandon Moore.

Receiving

Year	GP/GS	No.	Yards	Avg.	P/G	TD	Long
2009	11/4	32	434	13.6	39.5	3	76
2010	13/12	72	935	12.9	71.9	7	75
2011	3/3	3	29	9.7	9.7	1	16
Career	27/19	107	1,398	13.1	51.8	11	76

Michael Shaw

2011 Season

- Rushed for a 44-yard touchdown in the third quarter vs. WMU (Sept. 3) -- the longest touchdown run of his career. He owns 12 career touchdowns. His previous long touchdown run was 34 yards, which he recorded last season against Massachusetts (Sept. 18, 2010).

2010 Season

- Carried the ball 75 times for 402 yards and scored nine touchdowns; also had nine receptions for 73 yards.
- Rushed 12 times for a career-best 126 yards and scored three touchdowns against UMass.
- Scored a career-best three rushing touchdowns against UMass on runs of 1, 34 and 4 yards; the 34-yard run was his longest career scoring run.
- Had a 50-yard career long run against UMass that setup eventual game-winning margin.
- Rushed eight times for 52 yards and a touchdown against Ohio State.

Career

- Three-year letterman; appeared in 33 career games and made 12 starts.
- Set career high in rushes (12), yards (126) and touchdowns (three) against UMass (Sept. 18)

- High school teammate of Brandon Moore and Roy Roundtree.

Rushing

Year	GP/GS	Att	Yards	Avg.	P/G	TD	Long
2008	10/2	42	215	5.1	21.5	0	48
2009	9/3	42	185	4.4	20.6	2	22
2010	11/6	75	402	5.3	36.5	9	50
2011	3/1	7	54	7.7	18.9	1	44
Career	33/12	166	856	5.2	24.5	12	50

Receiving

Year	GP/GS	No.	Yards	Avg.	P/G	TD	Long
2008	10/2	6	32	5.3	3.2	1	8
2009	9/3	2	5	2.5	0.1	0	11
2010	11/6	10	75	7.5	6.2	0	16
2011	3/1	0	0	0	0	0	0
Career	33/12	18	112	6.2	3.2	1	16

Vincent Smith

2011 Season

- 48th Wolverine to earn 1,000 career rushing yards. 1,009 yards rank 47th in school history.
- Nine carries for 118 yards vs. EMU for his second career 100-yard game. First U-M running back with 100-yard game since Michael Shaw (9/18/10).

- Two catches for 26 yards, including fifth career receiving touchdown on 21-yard screen pass.

2010 Season

- Second on the team in rushes (136) and rushing yards (601). Had five rushing touchdowns.
- Also had 15 catches for 130 yards and two touchdowns.
- Had nine rushes for 80 yards and one touchdown against Indiana, including a career-long rush of 56 yards that went for the touchdown.
- Made first career start against UMass (Sept. 18).
- Scored a pair of touchdowns vs. UConn, reaching the end zone on a 12-yard run and an 11-yard reception.
- Had 12 rushes for 62 yards and scored a career-high two touchdowns against Bowling Green.
- Recorded 10 rushes for 39 yards against Iowa; also caught two passes for 22 yards and one TD.
- Team's leading rusher against Purdue, rushing 18 times for 99 yards and one touchdown.

Career

- Caught 27 passes for 238 yards and scored five touchdowns.
- Set career high with 166 rushing yards on 17 carries and one TD vs. Delaware State (Oct. 17, 2009).
- Caught a career-best seven passes for 54 yards and one TD at Wisconsin (Nov. 14, 2009).
- High school teammate of Brandin Hawthorne and Martavious Odoms.

Rushing

Year	GP/GS	Att	Yards	Avg.	P/G	TD	Long
2009	8/0	48	276	5.8	34.5	1	37
2010	13/10	136	601	4.4	46.2	5	56
2011	3/0	12	132	11.0	44.0	0	38
Career	24/10	196	1,009	5.1	42.0	6	56

Receiving

Year	GP/GS	No.	Yards	Avg.	P/G	TD	Long
2009	8/0	10	82	8.2	10.2	2	21
2010	13/10	15	130	8.7	10.0	2	19
2011	3/0	2	26	13.0	8.7	1	21
Career	24/10	27	238	8.8	9.9	5	21

Fitzgerald Toussaint

2011 Season

- Started and rushed for 48 yards and a touchdown on 11 carries vs. EMU.
- Did not play vs. Notre Dame.
- Made second career start vs. Western Michigan (9/3). Career-high 80 rushing yards on 11 carries and two touchdowns -- his first collegiate multi-touchdown performance. He scored Michigan's first touchdown of 2011 on a one-yard rush early in the second quarter and added another on a two-yard run late in the second.

Career

- Earned first letter in 2010 after appearing in four games, including a start vs. Mississippi State in the Gator Bowl.
- Ran eight times for 87 yards, in 2010 highlighted by a 61-yard run vs. Bowling Green (Sept. 25), on his first career carry. Scored first touchdown against BGSU.

Rushing

Year	GP/GS	Att	Yards	Avg.	P/G	TD	Long
2010	4/1	8	87	10.9	21.8	1	61
2011	2/2	22	126	5.7	63.0	3	43
Career	6/3	30	213	7.1	26.6	4	61

Defensive Notes

Courtney Avery

2011 Season

- Started at RCB and had four tackles and one PBU in season opener.

Career

- Posted a collegiate best seven tackles and his first career forced fumble vs. Wisconsin in 2010.
- Had six tackles in the Gator Bowl vs. Mississippi State in 2010.
- Made first career start at Illinois in 2010, contributing five tackles and one pass breakup.

Year	GP/GS	S-A-TT	TFL	Sacks	Int.	FF-FR	PBU
2010	13/5	22-14-36	0.5-1	0-0	0-0	1-0	4
2011	3/2	3-4-7	0.0-0	0-0	0-0	0-0	1
Career	16/7	25-18-43	0.5-1	0-0	0-0	1-0	5

Jibreel Black

2011 Season

- Appeared in three games as reserve DE; leads DL with 10 tackles and has a forced fumble.

Year	GP/GS	S-A-TT	TFL	Sacks	Int.	FF-FR	PBU
2010	13/0	3-4-7	0-0	0-0	0-0	0-0	0
2011	3/0	7-3-10	0-0	0-0	0-0	1-0	0
Career	16/0	10-7-17	0-0	0-0	0-0	1-0	0

Kenny Demens

2011 Season

- Started three games at MLB.
- Is tied for second on the team with 23 tackles.
- Surpassed 100 career stops and had team-leading 12 tackles, eight solo, vs. Notre Dame.

Career

- Third on the team in tackles (82) and tied for 19th in the Big Ten with 6.3 tackles per game in 2010.
- Made his first career start against Iowa in 2010.
- Had a career best 13 tackles at the Gator Bowl vs. Mississippi State and vs. Wisconsin in 2010.
- Recorded 14 special teams stops in his career.

U-M LEADS NATION IN WINS ALL-TIME

- The Michigan football program looks to extend its lead in all-time NCAA Division 1 FBS victories and winning percentage.
- Michigan leads the nation in wins (886), followed by Texas (852) and Notre Dame (843).
- Michigan's 886 victories are the most of any institution in all divisions of college football.

TOP 5 BCS SCHOOLS BY WINNING PERCENTAGE

School	Record	Pct.
1. Michigan.....	887-307-36.....	.735
2. Notre Dame.....	844-297-42.....	.732
3. Texas.....	853-325-33.....	.718
4. Oklahoma.....	811-304-53.....	.717
5. Ohio State.....	832-310-53.....	.710

TOP 5 BCS SCHOOLS BY WINS

School	Record	Pct.
1. Michigan.....	887-307-36.....	.735
2. Texas.....	853-325-33.....	.718
3. Notre Dame.....	844-297-42.....	.732
4. Nebraska.....	840-343-40.....	.703
5. Ohio State.....	832-310-53.....	.710

105th Season of Big Ten Action

- Michigan is in its 105th season of competition in the Big Ten Conference.
- The Wolverines have compiled an impressive 467-183-18 record in conference play and have claimed a league-leading 42 championships.
- U-M also leads the conference with 389 first-team All-Big Ten selections.

U-M In 132nd Season of Gridiron Action

- U-M is in its 132nd season of gridiron action.
- The Wolverine program was established in 1879 when a group of 13 men fielded the first football team in school history and played a pair of off-campus games. U-M defeated Racine, 1-0, at White Stocking Park in Chicago, Ill., on May 30, 1879, for the first victory in school history. The Wolverines tied Toronto, 0-0, in Detroit to finish the year 1-0-1.
- U-M is in its 129th year of uninterrupted gridiron action, with 1882 being the only season that the program did not play any varsity games.
- The Wolverines are the sixth oldest football program in NCAA history.

OLDEST COLLEGE FOOTBALL PROGRAMS

School	Years
Princeton	142
Rutgers	142
Yale	139
Harvard	137
Pennsylvania	135
Michigan	132
Amherst	131
Navy	130

2011 MICHIGAN RECORD WHEN...

Overall:	3-0	
At Home:.....	3-0	
On the Road:	0-0	
Neutral:.....	0-0	
By Month:		
August:	0-0	
September:	3-0	
October:	0-0	
November:	0-0	
December:.....	0-0	
January:.....	0-0	
When Scoring First:.....		0-0
When Opponent Scored First:		3-0
When Scoring 20 or More Points:.....		3-0
When Scoring Less Than 20 Points:.....		0-0
When Leading at the Half:		2-0
When Trailing at the Half:.....		0-1
When Tied at the Half:.....		0-0
When Leading after 3 Quarters:.....		1-0
When Trailing after 3 Quarters:		0-1
When Tied after 3 Quarters:		0-0
When Outrushing the Opponent:.....		2-0
With 35 or More Rushing Attempts:.....		1-0
With Less Than 30 Passing Attempts:		3-0
When Leading in Time of Possession:.....		1-0
When Trailing in Time of Possession:		2-0
On Turf:		3-0
On Grass:.....		0-0
When Leading in Takeaway/Turnover Ratio:.....		3-0
When Even in Takeaway/Turnover Ratio:		0-0
When Trailing in Takeaway/Turnover Ratio:		0-0
With an Individual 100-Yard Rusher:.....		2-0
With an Individual 200-Yard Passer:		1-0
250-Yard Passer:		1-0
With an Individual 100-Yard Receiver:.....		1-0
With an Individual Opponent 100-Yard Rusher:		1-0
With an Individual Opponent 200-Yard Passer:		1-0
250-Yard Passer:		1-0
With an Individual Opponent 100-Yard Receiver:.....		2-0

- Received medical redshirt for 2008 season after suffering season-ending injury during practice.

Year	GP/GS	S-A-TT	TFL	Sacks	Int.	FF-FR	PBU
2009	12/0	2-5-7	0-0	0-0	0-0	0-0	0
2010	13/7	47-35-82	1.5-2	0-0	0-0	0-0	1
2011	3/3	16-7-23	1.0-2	0-0	0-0	0-0	0
Career	28/10	55-47-112	2.5-4	0-0	0-0	0-0	1

J.B. Fitzgerald 2011 Season

- Appeared as reserve linebacker and special teamer in three games and has six tackles.

Career

- Two-time Academic All-Big Ten (2009-10).
- Top-notch special teams performer who has appeared in 40 consecutive games.
- Had a career-high six tackles vs. Mississippi State in the Gator Bowl including the first sack of his career.

Year	GP/GS	S-A-TT	TFL	Sacks	Int.	FF-FR	PBU
2008	12/0	3-5-8	0-0	0-0	0-0	0-0	0
2009	12/0	10-6-16	4-8	0-0	0-0	0-0	0
2010	13/3	14-8-22	3-21	1-19	0-0	0-0	0
2011	3/0	3-3-6	0-0	0-0	0-0	0-0	0
Career	40/3	30-22-52	7-29	1-19	0-0	0-0	0

J.T. Floyd 2011 Season

- Started vs. Notre Dame and had six tackles and second career interception.
- Leads U-M cornerbacks with 12 tackles.

Career

- Played in 19 career contests and made 11 starts at cornerback.
- Missed final portion of 2010 with ankle injury.
- Posted a career-best 13 tackles in back-to-back games vs. Indiana and Michigan State in 2010.
- Had five tackles and his first career interception at Notre Dame in 2010.

Year	GP/GS	S-A-TT	TFL	Sacks	Int.	FF-FR	PBU
2009	9/2	14-3-17	0-0	0-0	0-0	0-0	1
2010	8/8	43-23-66	2-5	0-0	1-0	1-0	4
2011	3/2	7-5-12	0-0	0-0	1-16	0-0	2
Career	20/12	64-31-95	2-5	0-0	2-16	1-0	7

Cameron Gordon 2011 Season

- Missed first three games of the season with a back injury.

Career

- Switched from receiver to safety prior to 2010 spring drills.
- Started first seven games at free safety and final six at strong-side linebacker in 2010.
- Academic All-Big Ten Conference.
- Finished fourth on the team in 2010 with 77 tackles - 25th in the Big Ten.
- Blocked first career field goal vs. UConn in 2010.
- Tied for the team lead in 2010 in interceptions (3), fumble recoveries (2) and PBUs (4).
- Posted a career-best 15 tackles at Indiana, intercepting his second pass of the season.
- High school teammate of freshman quarterback Devin Gardner.

Year	GP/GS	S-A-TT	TFL	Sacks	Int.	FF-FR	PBU
2010	13/13	40-37-77	3.5-6	0-0	3-35	2-58	4
Career	13/13	40-37-77	3.5-6	0-0	3-35	2-58	4

Thomas Gordon 2011 Season

- Started at S and had then career-best eight tackles, including one TFL, in season opening win vs. Western Michigan.

- Had career-best nine tackles vs. Notre Dame.
- Had six tackles and first career interception and fumble recovery vs. Eastern Michigan.

Career

- Started four games in 2010 at hybrid linebacker and played in nine contests.
- High school teammate of U-M defensive tackle Will Campbell.
- Three-year starter at quarterback during his prep career at Cass Technical.

Year	GP/GS	S-A-TT	TFL	Sacks	Int.	FF-FR	PBU
2010	9/4	13-10-23	4.0-24	2-21	0-0	0-0	0
2011	3/3	11-12-23	1.0-2	0-0	1-0	0-1	0
Career	12/7	24-22-46	5.0-26	2-21	1-0	0-1	0

Brandin Hawthorne 2011 Season

- Made first career start at LB vs. Eastern Michigan and had team-leading 10 tackles, including one TFL.

- Missed season opener with ankle injury; entered as reserve LB against Notre Dame and had six tackles and one PBU.

Year	GP/GS	S-A-TT	TFL	Sacks	Int.	FF-FR	PBU
2009	4/0	0-0-0	0-0	0-0	0-0	0-0	0
2010	9/0	1-0-1	0-0	0-0	0-0	0-0	0
2011	2/1	11-5-16	2-5	0-0	0-0	1-0	1
Career	15/1	12-5-17	0-0	0-0	0-0	1-0	1

Brandon Herron 2011 Season

- Had career-best eight tackles, 94-yard interception return for a touchdown and a 29-yard fumble recovery for a touchdown in first career start vs. Western Michigan 9/3.

- Became first U-M player in modern era to score two defensive touchdowns in the same game.
- Missed Notre Dame and Eastern Michigan games with leg injury.

Career

- Appeared in 32 career games as reserve linebacker and special teamer.

Year	GP/GS	S-A-TT	TFL	Sacks	Int.	FF-FR	PBU
2008	12/0	4-3-7	0-0	0-0	0-0	0-0	0
2009	12/0	7-13-20	1-2	0-0	0-0	1-0	0
2010	7/0	4-3-7	0-0	0-0	0-0	0-0	1
2011	1/1	1-7-9	0-0	0-0	1-94	0-1	0
Career	32/1	16-26-42	1-2	0-0	1-94	1-1	1

Jordan Kovacs 2011 Season

- Leads team with 26 tackles, 16 solo; has had at least eight tackles in all three games.

- Earned Lott IMPACT Player of the Week honors after he led team with 10 tackles, had two sacks for 16 yards, one PBU and one forced fumble vs. Western Michigan 9/3.

- Posted eighth career double-digit tackle performance and first multiple-sack game vs. Western Michigan; also surpassed 200 career tackles.

- Posted eight tackles and fourth career interception vs. Notre Dame.

- Had eight tackles vs. Eastern Michigan.

Career

- All-Big Ten honorable mention (media) in 2010.
- Second on the team in 2010 with 116 stops (8.9 avg.) - second in the Big Ten and tied for 42nd in the NCAA; tied for team lead with 8.5 TFLs.
- 2009 Rudy Award candidate.
- Posted a career-high 17 tackles, 2.5 TFLs and one forced fumble against Michigan State (Oct. 3, 2009); the 17 stops were the most by any defender in the Big Ten during the year. Tied career high with 17 tackles vs. Ohio State in 2010.
- Father, Louis, was a defensive back for Michigan in the early 1980s (lettered in 1982).

Year	GP/GS	S-A-TT	TFL	Sacks	Int.	FF-FR	PBU
2009	12/8	39-36-75	4.5-10	0-0	1-0	2-0	0
2010	13/13	61-55-116	8.5-24	1-8	2-51	1-1	1
2011	3/3	16-10-26	2.0-16	2-16	1-2	1-0	1
Career	28/24	116-101-217	15-50	3-24	4-53	4-1	2

Mike Martin

2011 Season

Had three tackles, including one for a loss, vs. Notre Dame.

Career

- Richard Katcher Award winner as U-M's top defensive lineman in 2009 and 2010.
- All-Big Ten second team (coaches) and All-Big Ten honorable mention (media) in 2010.
- 2009-10 NSCA All-American Strength and Conditioning Athlete of the Year recipient.

Year	GP/GS	S-A-TT	TFL	Sacks	Int.	FF-FR	PBU
2008	12/0	9-11-20	4.5-19	2-15	0-0	0-0	0
2009	12/12	20-31-51	8.5-26	2-8	0-0	1-0	0
2010	12/12	21-16-37	6-39	2.5-34	0-0	0-0	0
2011	3/3	1-5-6	1-2	0-0	0-0	0-0	0
Career	39/27	51-63-114	20-86	6.5-57	0-0	1-0	0

Marvin Robinson

2011 Season

• Made first career start as fifth DB vs. Notre Dame; had career-best seven tackles, five solo.

Year	GP/GS	S-A-TT	TFL	Sacks	Int.	FF-FR	PBU
2010	11/0	3-0-3	0-0	0-0	0-0	0-0	0
2011	3/1	7-3-10	0-0	0-0	0-0	0-0	0
Career	14/1	10-3-13	0-0	0-0	0-0	0-0	0

Craig Roh

2011 Season

• Started 28th consecutive game vs. Eastern Michigan and had five tackles and one sack.

Career

- Started all 13 games in 2010 - eight at hybrid linebacker and five at defensive end.
- Posted a career-best 43 tackles, 5.5 TFLs, an assisted sack, two forced fumbles and one PBU in 2010.
- CollegeFootballNews.com Freshman All-America honorable mention and Sporting News Freshman All-Big Ten.
- 2009 U-M Athletic Academic Achievement.
- High school teammate of offensive tackle Taylor Lewan.

Year	GP/GS	S-A-TT	TFL	Sacks	Int.	FF-FR	PBU
2009	12/12	17-20-37	7.5-22	2-12	1-0	0-0	2
2010	13/13	28-15-43	5.5-31	0.5-5	0-0	2-0	1
2011	3/3	3-2-5	1.0-6	1.0-0	0-0	0-0	0
Career	28/28	48-37-85	14-59	3.5-17	1-0	2-0	3

Jake Ryan

2011 Season

- Made first career start at LB vs. Western Michigan 9/3 and had one tackle; quarterback pressure led to Brandon Herron 94-yard interception return for a touchdown.
- Had four tackles, including one for a loss, vs. Notre Dame and three stops, one for a loss, vs. Eastern Michigan.

Year	GP/GS	S-A-TT	TFL	Sacks	Int.	FF-FR	PBU
2011	3/2	4-4-8	2-4	0-0	0-0	0-0	0
Career	3/2	4-4-8	2-4	0-0	0-0	0-0	0

Ryan Van Bergen

2011 Season

- Made 29th career start and had four tackles vs. Eastern Michigan - needs one tackle to reach 100 for career.
- Had two tackles, one for loss, and one FR vs. Notre Dame; marked second consecutive outing with a FR.

Career

- Led the team lead with four sacks and tied for the team lead with 8.5 tackles for loss in 2010.
- Recorded a career-best seven tackles vs. Mississippi State in the Gator Bowl in 2010.

Year	GP/GS	S-A-TT	TFL	Sacks	Int.	FF-FR	PBU
2008	12/1	8-5-13	0-0	0-0	0-0	0-0	1
2009	12/12	20-20-40	6.5-44	5-40	0-0	1-1	4
2010	13/13	21-16-37	8.5-43	4-35	0-0	0-0	1
2011	3/3	3-6-9	1-0	0-0	0-0	0-2	0
Career	40/29	52-47-99	16-87	9-75	0-0	1-3	6

Troy Woolfolk

2011 Season

• Made 14th career start vs. Eastern Michigan.

Career


- Suffered season-ending ankle injury in 2010 preseason.
- Started all 12 games and had career-best 46 tackles in 2009.
- Had career-best eight tackles vs. Notre Dame in 2009.

Year	GP/GS	S-A-TT	TFL	Sacks	Int.	FF-FR	PBU
2007	8/0	3-2-5	0-0	0-0	0-0	0-0	2
2008	12/0	8-2-10	0-0	0-0	0-0	0-0	0
2009	12/12	30-16-46	0-0	0-0	0-0	0-0	1
2010	0/0	0-0-0	0-0	0-0	0-0	0-0	0
2011	3/2	5-0-5	0-0	0-0	0-0	0-0	0
Career	35/14	46-20-66	0-0	0-0	0-0	0-0	3

WOLVERINE BITES

MIKE MARTIN

- 2011 Bednarik Award Watch List
- 2011 Rotary Lombardi Award Watch List
- 2010 All-Big Ten second team.
- Recorded his 100th career tackle vs. Wisconsin.
- Was third on the team with 2.5 sacks (32 yards).
- 2009 Richard Katcher Award recipient as Michigan's top defensive lineman.
- Recorded a career-best 51 tackles, 8.5 TFLs and two sacks as a starter in 2009.
- Set career high with 10 tackles and three TFLs at Wisconsin (Nov. 14, 2009).
- *Sporting News* All-Freshman second team in 2008.
- Assisted on at least one TFL in eight of the 12 games during the 2009 season.




RYAN VAN BERGEN

- 2011 Ted Hendricks Award Watch List
- Started 28 consecutive games along defensive line.
- Needs one tackle for 100 in his career; one sack shy of 10 during career.
- Contributed 93 tackles, 15 TFLs, nine sacks, six pass break-ups and two fumble recoveries during his career.
- Scored first and only career touchdown on a 14-yard fumble recovery at Wisconsin in 2009.
- Posted at least one stop in 29 straight games.
- Tallied a career-best three TFLs, one sack and five solo stops at Ohio State (Nov. 27, 2010).



JORDAN KOVACS

- 2011 Lott IMPACT Trophy Watch List candidate.
- Week 1 Lott IMPACT Player of the Week.
- Leads team with 26 tackles and with two sacks.
- Ranked second in the Big Ten with 116 tackles (8.9 avg.) in 2010 - tied for 42nd in the NCAA.
- 2009 CollegeFootballNews.com Freshman All-America second team.
- Finished second on the team with 75 tackles in 2009, including 4.5 TFLs and one interception.
- Posted 17 stops twice in his career - at Ohio State in 2010 and at Michigan State in 2009; his 17 stops were the most by any defender in the conference during the 2009 season.
- Has eight career double-digit tackle efforts.
- Walk-on in 2009 who earned a scholarship.



STARTING LINEUPS

2011 MICHIGAN STARTING LINEUPS • OFFENSE

OPPONENT	WR	LT	LG	C	RG	RT	TE	WR	QB	WR	TB
Western Michigan	Roundtree	Lewan	Schofield	Molk	Omameh	Huyge	Koger	Grady	D.Robinson	Hemingway	Toussaint
Notre Dame	Roundtree	Lewan	Barnum	Molk	Omameh	Huyge	Koger	Grady	D.Robinson	Hemingway	Shaw
Eastern Michigan	Roundtree	Lewan	Barnum	Molk	Omameh	Huyge	Koger	McColgan**	D.Robinson	Hemingway	Toussaint
San Diego State											
Minnesota											
at Northwestern											
at Michigan State											
Purdue											
at Iowa											
at Illinois											
Nebraska											
Ohio State											

**Dentoes started as FB.

2011 MICHIGAN STARTING LINEUPS • DEFENSE

OPPONENT	DE	DT	DT	DE	SAM	MIKE	WILL	LCB	SS	FS	RCB
Western Michigan	Roh	Martin	Van Bergen	Heininger	Ryan	Demens	Herron	Woolfolk	Kovacs	Gordon	Avery
Notre Dame	Roh	Martin	Van Bergen	Heininger	Robinson**	Demens	Morgan	Floyd	Kovacs	Gordon	Avery
Eastern Michigan	Roh	Martin	Heininger	Van Bergen	Ryan	Demens	Hawthorne	Woolfolk	Kovacs	Gordon	Floyd
San Diego State											
Minnesota											
at Northwestern											
at Michigan State											
Purdue											
at Iowa											
at Illinois											
Nebraska											
Ohio State											

** Denotes started as fifth DB.

MICHIGAN PRONUNCIATION GUIDE

Al Backey	Back-ee	Kristian Mateus	Muh-tay-us
Jibreel Black	Juh-BREEL	Patrick Omameh	O-MAH-may
Seth Broekhuizen	Brook-hizen	Jordan Paskorz	Pass-korz
Kenny Demens	DEM-ins	Kris Pauloski	Pa-lowski
Drew Dileo	Dill-e-o	Tom Pomarico	pom-uh-RICO
Paul Gyarmati	G-are-mahti	Jihad Rasheed	JEE-hod Rah-SHEED
Will Hagerup	Haa-GRUP	Craig Roh	Row
Will Heininger	Hine-in-ger	Darryl Stonum	Stone-um
Stephen Hopkins	Steph-en	Terrence Talbott	TAL-bott
Mark Huyge	Hugh-ghee	Raymon Taylor	Ruh-MOAN
Rocko Khoury	Corey	Fitzgerald Toussaint	Two-sant
Mike Kwiatkowski	kwit-KOW-ski	Matt Wile	like 'while'
Taylor Lewan	Luh-wan		

MICHIGAN DEPTH CHART vs. SAN DIEGO STATE

OFFENSE

WR 12 Roy Roundtree (6-0, 177, Sr./Jr.)
 19 Kelvin Grady (5-10, 177, 5th)
 17 Jeremy Jackson (6-3, 198, So.)

LT 77 Taylor Lewan (6-8, 302, Jr./So.)
 75 Michael Schofield (6-7, 299, Jr./So.)

LG 52 Ricky Barnum (6-3, 292, Sr./Jr.)
 57 Elliott Mealer (6-5, 310, Sr./Jr.)

C 50 David Molk (6-2, 286, 5th)
 63 Rocko Khoury (6-4, 287, Sr./Jr.)

RG 65 Patrick Omameh (6-4, 300, Sr./Jr.)
 57 Elliott Mealer (6-5, 310, Sr./Jr.)

RT 72 Mark Huyge (6-6, 302, 5th)
 75 Michael Schofield (6-7, 299, Jr./So.)

TE 86 Kevin Koger (6-4, 258, Sr.)
 89 Brandon Moore (6-5, 255, Sr./Jr.)
 84 Steve Watson (6-4, 255, 5th)

WR 21 Junior Hemingway (6-1, 222, 5th)
 10 Jeremy Gallon (5-8, 185, Jr./So.)
 9 Martavious Odoms (5-8, 173, Sr.)
 26 Drew Dileo (5-10, 172, So.)

QB 16 Denard Robinson (6-0, 195, Jr.)
 7 Devin Gardner (6-4, 205, So.)

FB 49 John McColgan (6-1, 240, 5th)
 84 Steve Watson (6-4, 255, 5th)

RB 28 Fitzgerald Toussaint (5-10, 195, Jr./So.)
 OR 20 Michael Shaw (6-1, 195, Sr.)
 2 Vincent Smith (5-6, 172, Jr.)
 33 Stephen Hopkins (6-0, 228, So.)

SPECIAL TEAMS

PK 34 Brendan Gibbons (6-1, 227, Jr./So.)
 OR 45 Matt Wile (6-2, 208, Fr.)

P 45 Matt Wile (6-2, 208, Fr.)
 OR 46 Seth Broekhuizen (6-1, 200, Jr./So.)

LS 91 Tom Pomarico (6-4, 240, 5th)
 54 Jareth Glanda (6-3, 255, Jr./So.)

H 26 Drew Dileo (5-10, 172, So.)
 10 Jeremy Gallon (5-8, 185, Jr./So.)

DEFENSE

DE 88 Craig Roh (6-5, 269, Jr.)
 55 Jibreel Black (6-2, 260, So.)
 57 Frank Clark (6-2, 228, Fr.)

DT 68 Mike Martin (6-2, 304, Sr.)
 73 Will Campbell (6-5, 322, Jr.)

DT 53 Ryan Van Bergen (6-6, 288, 5th)
 76 Quinton Washington (6-4, 302, Jr./So.)

DE 39 Will Heininger (6-6, 295, 5th)
 67 Nathan Brink (6-5, 263, Jr./So.)

SLB 4 Cam Gordon (6-3, 222, Jr./So.)
 90 Jake Ryan (6-3, 230, So./Fr.)
 97 Brennen Beyer (6-3, 225, Fr.)

MLB 25 Kenny Demens (6-1, 248, Sr./Jr.)
 42 J.B. Fitzgerald (6-3, 241, Sr.)
 27 Mike Jones (6-2, 224, Jr./So.)

WLB 7 Brandin Hawthorne (6-0, 214, Jr.)
 44 Desmond Morgan (6-1, 220, Fr.)
 58 Brandon Herron (6-2, 221, 5th)
 27 Mike Jones (6-2, 224, Jr./So.)

LCB 29 Troy Woolfolk (6-0, 191, 5th)
 18 Blake Countess (5-10, 176, Fr.)
 35 Gregg Brown (5-10, 192, Fr.)

SS 32 Jordan Kovacs (6-0, 197, Sr./Jr.)
 3 Marvin Robinson (6-2, 200, So.)

FS 30 Thomas Gordon (5-11, 208, Jr./So.)
 13 Carvin Johnson (6-0, 200, So.)
 14 Josh Furman (6-2, 208, So./Fr.)

RCB 8 J.T. Floyd (6-0, 185, Sr./Jr.)
 OR 5 Courtney Avery (5-11, 173, So.)
 17 Tony Anderson (5-11, 195, 5th)

KO 45 Matt Wile (6-2, 208, Fr.)
 46 Seth Broekhuizen (6-1, 195, Jr./So.)

PR 10 Jeremy Gallon (5-8, 185, Jr./So.)
 OR 26 Drew Dileo (5-10, 172, So.)
 21 Junior Hemingway (6-1, 222, 5th)
 9 Martavious Odoms (5-8, 173, Sr.)

KR 19 Kelvin Grady (5-10, 177, 5th)
 2 Vincent Smith (5-6, 172, Jr.)
 10 Jeremy Gallon (5-8, 185, Jr./So.)

START CHARTS

OFFENSE	Current		
	'11	Streak	Career
David Molk	3	16	32
Junior Hemingway	3	4	22
Kevin Koger	3	3	22
Roy Roundtree	3	20	20
Mark Huyge	3	3	19
Patrick Omameh	3	19	19
Denard Robinson	3	16	16

DEFENSE	Current		
	'11	Streak	Career
Ryan Van Bergen	3	28	29
Craig Roh	3	28	28
Mike Martin	3	6	27
Jordan Kovacs	3	24	24
Kenny Demens	3	10	10

LONGEST ACTIVE STARTS STREAKS

Craig Roh	28
Ryan Van Bergen	28
Jordan Kovacs	24

CAREER GAMES STARTED

David Molk (C)	32
Ryan Van Bergen (DE)	29
Craig Roh (LB)	28
Mike Martin (DT)	27
Jordan Kovacs (SS)	24
Martavious Odoms (SR)	23
Junior Hemingway (WR)	22
Kevin Koger (TE)	22
Roy Roundtree (SR)	20
Mark Huyge (OT)	19
Patrick Omameh (OG)	19

CAREER GAMES PLAYED

J.B. Fitzgerald (LB)	40
Ryan Van Bergen (DE)	40
Mike Martin (DT)	39
Junior Hemingway (WR)	39
Kevin Koger (TE)	37
Troy Woolfolk (CB)	35
Mike Shaw (RB)	33
Brandon Herron (LB)	32
David Molk (C)	32
Martavious Odoms (SR)	29

2011 MICHIGAN FOOTBALL ROSTERS

NUMERICAL ROSTER

No.	Player	Pos.
2	Smith, Vincent **	RB
3	Bellomy, Russell	QB
3	Robinson, Marvin *	S
4	Gordon, Cameron *	LB
4	Wilson, Steve	QB
5	Avery, Courtney *	CB
5	Hayes, Justice	RB
7	Gardner, Devin	QB
7	Hawthorne, Brandin *	LB
8	Floyd, J.T. **	CB
9	Odoms, Martavious ***	WR
10	Gallon, Jeremy *	WR
12	Roundtree, Roy **	WR
13	Johnson, Carvin *	S
13	Fry, Ben	QB
14	Furman, Josh	S
14	Kennedy, Jack	QB
15	Cox, Michael **	RB
16	Robinson, Denard **	QB
17	Anderson, Tony ***	CB
17	Jackson, Jeremy *	WR
18	Countess, Blake	DB
18	Rasheed, Jihad	RB
19	Grady, Kelvin **	WR
19	Zeller, Charlie	S
20	Carter, Tamani	DB
20	Shaw, Michael ***	RB
21	Hemingway, Junior ***	WR
21	Taylor, Raymon	DB
22	Stonum, Darryl ***	WR
23	Simmons, Floyd **	S
24	Hollowell, Delonte	DB
25	Demens, Kenny **	LB
26	Dileo, Drew *	WR
27	Jones, Mike *	LB
28	Cavanaugh, Matthew *S	S
28	Toussaint, Fitzgerald *	RB
29	Woolfolk, Troy ***	CB
30	Gordon, Thomas *	S
31	Van Slyke, Jared *	S
32	Kovacs, Jordan **	S
32	Swanson, O'Neil	RB
33	Hopkins, Stephen *	RB
34	Bell, Isaiah	LB
34	Gibbons, Brendan *	PK
35	Barpal, Jordan	WR
35	Brown, Greg	CB
36	Johnson, Zac ***	S
36	Kerridge, Joe	FB
37	Talbott, Terrence *	CB
38	Backey, Al *	CB
38	Rawls, Thomas	RB
39	Heininger, Will ***	DE
40	Allspach, Nate	TE
40	Poole, Antonio	LB
41	Wilkins, Kenny	DT
42	Esterline, Dylan	TE

ALPHABETICAL ROSTER

No.	Player	Pos.	Ht.	Wt.	Year/Elig.	Hometown (High School/Previous School)
40	Allspach, Nate	TE	6-6	224	So./Fr.	Grand Rapids, Mich. (Grandville)
17	Anderson, Tony ***	CB	5-11	195	5th	Redondo Beach, Calif. (Redondo Union)
54	Ash, Richard	DT	6-3	301	So./Fr.	Pahokee, Fla. (Pahokee)
5	Avery, Courtney *	CB	5-11	173	So.	Mansfield, Ohio (Lexington)
38	Backey, Al *	CB	5-10	181	Jr./So.	Ypsilanti, Mich. (Ypsilanti)
52	Barnum, Ricky **	OL	6-3	292	Sr./Jr.	Lakeland, Fla. (Lake Gibson)
35	Barpal, Jordan	WR	5-10	166	Sr./Jr.	West Bloomfield, Mich. (Seaholm)
34	Bell, Isaiah	LB	6-1	250	Jr./So.	Youngstown, Ohio (Liberty)
3	Bellomy, Russell	QB	6-3	189	Fr.	Arlington, Texas (Martin)
97	Beyer, Brennen	LB	6-3	225	Fr.	Canton, Mich. (Plymouth)
55	Black, Jibreel *	DE	6-2	260	So.	Cincinnati, Ohio (Wyoming)
67	Brink, Nathan	DT	6-5	263	Jr./So.	Holland, Mich. (Holland Christian)
46	Broekhuizen, Seth *	PK	6-1	200	Jr./So.	Holland, Mich. (Holland Christian)
35	Brown, Greg	CB	5-10	192	Fr.	Fremont, Ohio (Ross)
58	Bryant, Chris	OL	6-4	341	Fr.	Chicago, Ill. (Simeon)
56	Burzynski, Joey	OL	6-1	284	So./Fr.	Carlsbad, Calif. (Carlsbad)
73	Campbell, William **	DT	6-5	322	Jr.	Detroit, Mich. (Cass Technical)
20	Carter, Tamani	DB	5-11	175	Fr.	Pickerington, Ohio (Central)
28	Cavanaugh, Matthew *S	S	5-10	190	Sr./Jr.	Alto, Mich. (Caledonia)
57	Clark, Frank	DE	6-2	228	Fr.	Cleveland, Ohio (Glenville)
18	Countess, Blake	DB	5-10	176	Fr.	Owings Mills, Md. (Our Lady of Good Counsel)
15	Cox, Michael **	RB	6-0	214	Sr./Jr.	Dorchester, Mass. (Avon Old Farms)
25	Demens, Kenny **	LB	6-1	248	Sr./Jr.	Oak Park, Mich. (Detroit Country Day)
26	Dileo, Drew *	WR	5-10	172	So.	Greenwell Springs, La. (Parkview Baptist)
93	Eddins, Chris	DE	6-5	265	So./Fr.	Detroit, Mich. (Country Day)
42	Esterline, Dylan	TE	6-5	237	So./Fr.	Blissfield, Mich. (Blissfield)
51	Evans, Marell	LB	6-3	237	5th	Richmond, Va. (Varina)
42	Fitzgerald, J.B. ***	LB	6-3	241	Sr.	Princeton Junction, N.J. (West Windsor Plainsboro)
8	Floyd, J.T. **	CB	6-0	185	Sr./Jr.	Greenville, S.C. (J.L. Mann)
13	Fry, Ben	QB	5-10	178	Fr.	Grosse Pointe Farms, Mich. (Grosse Pointe South)
14	Furman, Josh	S	6-2	208	So./Fr.	Annapolis, Md. (Old Mill Senior)
10	Gallon, Jeremy *	WR	5-8	185	Jr./So.	Apopka, Fla. (Apopka)
7	Gardner, Devin	QB	6-4	205	So.	Detroit, Mich. (Inkster)
34	Gibbons, Brendan *	PK	6-1	241	Jr./So.	West Palm Beach, Fla. (Cardinal Newman)
54	Glanda, Jareth	LS	6-3	255	Jr./So.	Rochester Hills, Mich. (Brother Rice)
61	Glasgow, Graham	OL	6-6	314	Fr.	Aurora, Ill. (Marmion Academy)
4	Gordon, Cameron *	LB	6-3	222	Jr./So.	Detroit, Mich. (Inkster)
30	Gordon, Thomas *	S	5-11	208	Jr./So.	Detroit, Mich. (Cass Technical)
19	Grady, Kelvin **	WR	5-10	177	5th	Grand Rapids, Mich. (East Grand Rapids)
94	Graman, Curt	LS	6-5	200	Jr./So.	Cincinnati, Ohio (Elder)
69	Gunderson, Erik	OL	6-8	312	Jr./So.	Milan, Mich. (Milan)
59	Gyarmati, Paul *	LB	6-1	216	Sr./Jr.	Birmingham, Mich. (Brother Rice)
43	Hagerup, Will *	P	6-4	225	So.	Milwaukee, Wis. (Whitefish Bay)
7	Hawthorne, Brandin *	LB	6-0	214	Jr.	Pahokee, Fla. (Pahokee)
5	Hayes, Justice	RB	5-10	176	Fr.	Grand Blanc, Mich. (Grand Blanc Community)
39	Heininger, Will ***	DE	6-6	295	5th	Ann Arbor, Mich. (Pioneer)
92	Heitzman, Keith	DE	6-3	251	Fr.	Hilliard, Ohio (Hilliard Davidson)
21	Hemingway, Junior ***	WR	6-1	222	5th	Conway, S.C. (Conway)
58	Herron, Brandon ***	LB	6-2	221	5th	Stafford, Texas (Dulles)
24	Hollowell, Delonte	DB	5-9	164	Fr.	Detroit, Mich. (Cass Technical)
33	Hopkins, Stephen *	RB	6-0	228	So.	Double Oak, Texas (Marcus)
72	Huyge, Mark ***	OL	6-6	302	5th	Wyoming, Mich. (Catholic Central)
17	Jackson, Jeremy *	WR	6-3	198	So.	Ann Arbor, Mich. (Huron)
13	Johnson, Carvin *	S	6-0	200	So.	Metairie, La. (Archbishop Rummel)
36	Johnson, Zac ***	S	6-2	205	5th	Morenci, Mich. (Morenci)
27	Jones, Mike *	LB	6-2	224	Jr./So.	Orlando, Fla. (Edgewater)

2011 MICHIGAN FOOTBALL ROSTERS

ALPHABETICAL ROSTER

No.	Player	Pos.	Ht.	Wt.	Year/Elig.	Hometown (High School/Previous School)
14	Kennedy, Jack	QB	5-11	185	Sr./Jr.	Walled Lake, Mich. (Walled Lake Central)
36	Kerridge, Joe	FB	6-0	231	Fr.	Traverse City, Mich. (St. Francis)
63	Khoury, Rocko **	OL	6-4	287	Sr./Jr.	Traverse City, Mich. (Traverse City West)
86	Koger, Kevin ***	TE	6-4	258	Sr.	Toledo, Ohio (Whitmer)
32	Kovacs, Jordan **	S	6-0	197	Sr./Jr.	Curtice, Ohio (Clay)
81	Kwiatkowski, Mike	TE	6-5	257	Sr./Jr.	Macomb, Mich. (Dakota)
77	Lewan, Taylor *	OL	6-8	302	Jr./So.	Scottsdale, Ariz. (Chaparral)
68	Martin, Mike ***	DT	6-2	304	Sr.	Redford, Mich. (Catholic Central)
70	Mateus, Kristian	OL	6-7	285	So./Fr.	Ada, Mich. (Forest Hills Central)
49	McColgan, John **	FB	6-1	240	5th	Saginaw, Mich. (Nouvel Catholic)
57	Mealer, Elliott **	OL	6-5	310	Sr./Jr.	Wauseon, Ohio (Wauseon)
60	Miller, Jack	OL	6-4	263	Fr.	Perrysburg, Ohio (St. John's Jesuit)
80	Miller, Ricardo	TE	6-4	234	So./Fr.	Orlando, Fla. (Dr. Phillips [Fla.]/Pioneer [Mich.])
50	Molk, David ***	OL	6-2	286	5th	Lemont, Ill. (Lemont Township)
89	Moore, Brandon	TE	6-5	255	Sr./Jr.	Trotwood, Ohio (Trotwood-Madison)
66	Morales, George	LS	6-0	236	Sr./Jr.	North Las Vegas, Nev. (Mojave)
44	Morgan, Desmond	LB	6-1	220	Fr.	Holland, Mich. (West Ottawa)
9	Odoms, Martavious ***	WR	5-8	173	Sr.	Pahokee, Fla. (Pahokee)
65	Onameh, Patrick **	OL	6-4	300	Sr./Jr.	Columbus, Ohio (St. Francis DeSales)
94	Paskorz, Jordan	LB	6-3	246	So./Fr.	Gibsonia, Pa. (Hampton)
93	Pauloski, Kris	PK	6-3	204	Jr./So.	Indianapolis, Ind. (Pike)
91	Pomarico, Tom **	LS	6-4	240	5th	Jackson, Mich. (Lumen Christi)
40	Poole, Antonio	LB	6-2	212	Fr.	Cincinnati, Ohio (Winton Woods)
18	Rasheed, Jihad	RB	5-10	172	So./Fr.	Detroit, Mich. (Southeastern)
38	Rawls, Thomas	RB	5-10	219	Fr.	Flint, Mich. (Flint Northern)
85	Reynolds, Joe *	WR	6-1	191	Jr./So.	Rochester, Mich. (Rochester Adams)
16	Robinson, Denard **	QB	6-0	195	Jr.	Deerfield Beach, Fla. (Deerfield Beach)
83	Robinson, Jerald	WR	6-1	206	So./Fr.	Canton, Ohio (South)
3	Robinson, Marvin *	S	6-2	200	So.	Winter Haven, Fla. (Lake Region)
82	Robinson, Terrence *	WR	5-9	177	Sr./Jr.	Klein, Texas (Oak)
95	Rock, Chris	DE	6-5	267	Fr.	Columbus, Ohio (St. Francis DeSales)
88	Roh, Craig **	DE	6-5	269	Jr.	Scottsdale, Ariz. (Chaparral)
96	Ross, Jeremy	PK	5-5	150	So./Fr.	Ann Arbor, Mich. (Pioneer)
12	Roundtree, Roy **	WR	6-0	177	Sr./Jr.	Trotwood, Ohio (Trotwood-Madison)
90	Ryan, Jake	LB	6-3	230	So./Fr.	Westlake, Ohio (St. Ignatius)
75	Schofield, Michael *	OL	6-7	299	Jr./So.	Orland Park, Ill. (Carl Sandburg)
60	Schwab, Alex	DT	6-0	241	Sr./Jr.	Manassas, Va. (Osborn Park)
20	Shaw, Michael ***	RB	6-1	195	Sr.	Trotwood, Ohio (Trotwood-Madison)
23	Simmons, Floyd **	S	6-0	194	Sr./Jr.	Detroit, Mich. (Crockett Technical)
2	Smith, Vincent **	RB	5-6	172	Jr.	Pahokee, Fla. (Pahokee)
22	Stonum, Darryl ***	WR	6-2	195	Sr.	Stafford, Texas (Dulles)
32	Swanson, O'Neil	RB	5-10	162	Jr./So.	West Bloomfield, Mich. (Detroit Country Day)
37	Talbott, Terrence *	CB	5-11	178	So.	Huber Heights, Ohio (Wayne)
21	Taylor, Raymon	DB	5-10	169	Fr.	Detroit, Mich. (Highland Park)
28	Toussaint, Fitzgerald *	RB	5-10	195	Jr./So.	Youngstown, Ohio (Liberty)
53	Van Bergen, Ryan ***	DE	6-6	288	5th	Whitehall, Mich. (Whitehall)
31	Van Slyke, Jared *	S	6-2	195	5th	St. Louis, Mo. (John Burroughs)
76	Washington, Quinton *DT	6-4	302	Jr./So.	St. Stephen, S.C. (Timberland)	
84	Watson, Steve ***	TE	6-4	255	5th	Cherry Hills Village, Colo. (Mullen)
45	Wile, Matt	K	6-2	208	Fr.	San Diego, Calif. (Francis Parker)
41	Wilkins, Kenny	DT	6-3	280	So./Fr.	Washington, Pa. (Trinity)
4	Wilson, Steve	QB	5-11	180	Sr./Jr.	White Lake, Mich. (Lakeland)
29	Woolfolk, Troy ***	CB	6-0	191	5th	Sugar Land, Texas (Dulles)
19	Zeller, Charlie	S	5-11	194	Jr./So.	Centennial, Colo. (Cherry Creek)

NUMERICAL ROSTER

No.	Player	Pos.
42	Fitzgerald, J.B. ***	LB
43	Hagerup, Will *	P
44	Morgan, Desmond	LB
45	Wile, Matt	K
46	Broekhuizen, Seth *	PK
49	McColgan, John **	FB
50	Molk, David ***	OL
51	Evans, Marell	LB
52	Barnum, Ricky **	OL
53	Van Bergen, Ryan ***	DE
54	Ash, Richard	DT
54	Glanda, Jareth	LS
55	Black, Jibreel *	DE
56	Burzynski, Joey	OL
57	Clark, Frank	DE
57	Mealer, Elliott **	OL
58	Bryant, Chris	OL
58	Herron, Brandon ***	LB
59	Gyarmati, Paul *	LB
60	Miller, Jack	OL
60	Schwab, Alex	DT
61	Glasgow, Graham	OL
63	Khoury, Rocko **	OL
65	Onameh, Patrick **	OL
66	Morales, George	LS
67	Brink, Nathan	DT
68	Martin, Mike ***	DT
69	Gunderson, Erik	OL
70	Mateus, Kristian	OL
72	Huyge, Mark ***	OL
73	Campbell, William **	DT
75	Schofield, Michael *	OL
76	Washington, Quinton *DT	DT
77	Lewan, Taylor *	OL
80	Miller, Ricardo	TE
81	Kwiatkowski, Mike	TE
82	Robinson, Terrence *	WR
83	Robinson, Jerald	WR
84	Watson, Steve ***	TE
85	Reynolds, Joe *	WR
86	Koger, Kevin ***	TE
88	Roh, Craig **	DE
89	Moore, Brandon	TE
90	Ryan, Jake	LB
91	Pomarico, Tom **	LS
92	Heitzman, Keith	DE
93	Eddins, Chris	DE
93	Pauloski, Kris	PK
94	Graman, Curt	LS
94	Paskorz, Jordan	LB
95	Rock, Chris	DE
96	Ross, Jeremy	PK
97	Beyer, Brennen	LB

2011 ROSTER BREAKDOWN

ROSTER BY STATE

No.	Player	Pos.
Arizona (2)		
77	Lewan, Taylor *	OL
88	Roh, Craig **	DE
California (3)		
17	Anderson, Tony ***	CB
56	Burzynski, Joey	OL
45	Wile, Matt	K
Colorado (2)		
84	Watson, Steve ***	TE
19	Zeller, Charlie	S
Florida (11)		
54	Ash, Richard	DT
52	Barnum, Ricky **	OL
10	Gallon, Jeremy *	WR
34	Gibbons, Brendan *	PK
7	Hawthorne, Brandin *	LB
27	Jones, Mike *	LB
80	Miller, Ricardo	TE
9	Odoms, Martavious ***	WR
16	Robinson, Denard **	QB
3	Robinson, Marvin *	S
2	Smith, Vincent **	RB
Illinois (4)		
58	Bryant, Chris	OL
61	Glasgow, Graham	OL
50	Molk, David ***	OL
75	Schofield, Michael *	OL
Indiana (1)		
93	Pauloski, Kris	PK
Louisiana (2)		
26	Dileo, Drew *	WR
13	Johnson, Carvin *	S
Massachusetts (1)		
15	Cox, Michael **	RB
Maryland (2)		
18	Countess, Blake	DB
14	Furman, Josh	S
Michigan (43)		
40	Allspach, Nate	TE
38	Backey, Al *	CB
35	Barpal, Jordan	WR
97	Beyer, Brennen	LB
67	Brink, Nathan	DT
46	Broekhuizen, Seth *	PK
73	Campbell, William **	DT
28	Cavanaugh, Matthew *	S
25	Demens, Kenny **	LB
93	Eddins, Chris	DE
42	Esterline, Dylan	TE
13	Fry, Ben	QB
7	Gardner, Devin	QB
54	Glanda, Jareth	LS
4	Gordon, Cameron *	LB
30	Gordon, Thomas *	S
19	Grady, Kelvin **	WR
69	Gunderson, Erik	OL
59	Gyarmati, Paul *	LB
5	Hayes, Justice	RB
39	Heininger, Will ***	DE
24	Hollowell, Delonte	DB
72	Huyge, Mark ***	OL
17	Jackson, Jeremy *	WR
36	Johnson, Zac ***	S
14	Kennedy, Jack	QB
36	Kerridge, Joe	FB

ROSTER BY POSITION

Quarterback

No.	Player	Pos.	Ht.	Wt.	Year/Elig.	Hometown (High School/Previous School)
3	Bellomy, Russell	QB	6-3	189	Fr.	Arlington, Texas (Martin)
13	Fry, Ben	QB	5-10	178	Fr.	Grosse Pointe Farms, Mich. (Grosse Pointe South)
7	Gardner, Devin	QB	6-4	205	So.	Detroit, Mich. (Inkster)
14	Kennedy, Jack	QB	5-11	185	Sr./Jr.	Walled Lake, Mich. (Walled Lake Central)
16	Robinson, Denard **	QB	6-0	195	Jr.	Deerfield Beach, Fla. (Deerfield Beach)
4	Wilson, Steve	QB	5-11	180	Sr./Jr.	White Lake, Mich. (Lakeland)

Running Back

15	Cox, Michael **	RB	6-0	214	Sr./Jr.	Dorchester, Mass. (Avon Old Farms)
5	Hayes, Justice	RB	5-10	176	Fr.	Grand Blanc, Mich. (Grand Blanc Community)
33	Hopkins, Stephen *	RB	6-0	228	So.	Double Oak, Texas (Marcus)
36	Kerridge, Joe	FB	6-0	231	Fr.	Traverse City, Mich. (St. Francis)
49	McColgan, John **	FB	6-1	240	5th	Saginaw, Mich. (Nouvel Catholic)
18	Rasheed, Jihad	RB	5-10	172	So./Fr.	Detroit, Mich. (Southeastern)
38	Rawls, Thomas	RB	5-10	219	Fr.	Flint, Mich. (Flint Northern)
20	Shaw, Michael ***	RB	6-1	195	Sr.	Trotwood, Ohio (Trotwood-Madison)
2	Smith, Vincent **	RB	5-6	172	Jr.	Pahokee, Fla. (Pahokee)
32	Swanson, O'Neil	RB	5-10	162	Jr./So.	West Bloomfield, Mich. (Detroit Country Day)
28	Toussaint, Fitzgerald *	RB	5-10	195	Jr./So.	Youngstown, Ohio (Liberty)

Wide Receiver

35	Barpal, Jordan	WR	5-10	166	Sr./Jr.	West Bloomfield, Mich. (Seaholm)
26	Dileo, Drew *	WR	5-10	172	So.	Greenwell Springs, La. (Parkview Baptist)
10	Gallon, Jeremy *	WR	5-8	185	Jr./So.	Apopka, Fla. (Apopka)
19	Grady, Kelvin **	WR	5-10	177	5th	Grand Rapids, Mich. (East Grand Rapids)
21	Hemingway, Junior ***	WR	6-1	222	5th	Conway, S.C. (Conway)
17	Jackson, Jeremy *	WR	6-3	198	So.	Ann Arbor, Mich. (Huron)
9	Odoms, Martavious ***	WR	5-8	173	Sr.	Pahokee, Fla. (Pahokee)
85	Reynolds, Joe *	WR	6-1	191	Jr./So.	Rochester, Mich. (Rochester Adams)
83	Robinson, Jerald	WR	6-1	206	So./Fr.	Canton, Ohio (South)
82	Robinson, Terrence *	WR	5-9	177	Sr./Jr.	Klein, Texas (Oak)
12	Roundtree, Roy **	WR	6-0	177	Sr./Jr.	Trotwood, Ohio (Trotwood-Madison)
22	Stonum, Darryl ***	WR	6-2	195	Sr.	Stafford, Texas (Dulles)

Tight End

40	Allspach, Nate	TE	6-6	224	So./Fr.	Grand Rapids, Mich. (Grandville)
42	Esterline, Dylan	TE	6-5	237	So./Fr.	Blissfield, Mich. (Blissfield)
86	Koger, Kevin ***	TE	6-4	258	Sr.	Toledo, Ohio (Whitmer)
81	Kwiatkowski, Mike	TE	6-5	257	Sr./Jr.	Macomb, Mich. (Dakota)
80	Miller, Ricardo	TE	6-4	234	So./Fr.	Orlando, Fla. (Dr. Phillips [Fla.]/Pioneer [Mich.])
89	Moore, Brandon	TE	6-5	255	Sr./Jr.	Trotwood, Ohio (Trotwood-Madison)
84	Watson, Steve ***	TE	6-4	255	5th	Cherry Hills Village, Colo. (Mullen)

Offensive Line

52	Barnum, Ricky **	OL	6-3	292	Sr./Jr.	Lakeland, Fla. (Lake Gibson)
58	Bryant, Chris	OL	6-4	341	Fr.	Chicago, Ill. (Simeon)
56	Burzynski, Joey	OL	6-1	284	So./Fr.	Carlsbad, Calif. (Carlsbad)
61	Glasgow, Graham	OL	6-6	314	Fr.	Aurora, Ill. (Marmion Academy)
69	Gunderson, Erik	OL	6-8	312	Jr./So.	Milan, Mich. (Milan)
72	Huyge, Mark ***	OL	6-6	302	5th	Wyoming, Mich. (Catholic Central)
63	Khoury, Rocko **	OL	6-4	287	Sr./Jr.	Traverse City, Mich. (Traverse City West)
77	Lewan, Taylor *	OL	6-8	302	Jr./So.	Scottsdale, Ariz. (Chaparral)
70	Mateus, Kristian	OL	6-7	285	So./Fr.	Ada, Mich. (Forest Hills Central)
57	Mealer, Elliott **	OL	6-5	310	Sr./Jr.	Wauseon, Ohio (Wauseon)
60	Miller, Jack	OL	6-4	263	Fr.	Perrysburg, Ohio (St. John's Jesuit)
50	Molk, David ***	OL	6-2	286	5th	Lemont, Ill. (Lemont Township)
65	Omameh, Patrick **	OL	6-4	300	Sr./Jr.	Columbus, Ohio (St. Francis DeSales)
75	Schofield, Michael *	OL	6-7	299	Jr./So.	Orland Park, Ill. (Carl Sandburg)

ROSTER BY POSITION

Defensive Line

54	Ash, Richard	DT	6-3	301	So./Fr.	Pahokee, Fla. (Pahokee)
55	Black, Jibreel *	LB	6-2	260	So.	Cincinnati, Ohio (Wyoming)
67	Brink, Nathan	DT	6-5	263	Jr./So.	Holland, Mich. (Holland Christian)
73	Campbell, William **	DT	6-5	322	Jr.	Detroit, Mich. (Cass Technical)
57	Clark, Frank	DE	6-2	228	Fr.	Cleveland, Ohio (Glenville)
93	Eddins, Chris	DE	6-5	265	So./Fr.	Detroit, Mich. (Country Day)
39	Heininger, Will ***	DE	6-6	295	5th	Ann Arbor, Mich. (Pioneer)
92	Heitzman, Keith	DE	6-3	251	Fr.	Hilliard, Ohio (Hilliard Davidson)
68	Martin, Mike ***	DT	6-2	304	Sr.	Redford, Mich. (Catholic Central)
95	Rock, Chris	DE	6-5	267	Fr.	Columbus, Ohio (St. Francis DeSales)
88	Roh, Craig **	DE	6-5	269	Jr.	Scottsdale, Ariz. (Chaparral)
60	Schwab, Alex	DT	6-0	241	Sr./Jr.	Manassas, Va. (Osborn Park)
53	Van Bergen, Ryan ***	DE	6-6	288	5th	Whitehall, Mich. (Whitehall)
76	Washington, Quinton *DT	6-4	302	Jr./So.	St. Stephen, S.C. (Timberland)	
41	Wilkins, Kenny	DT	6-3	280	So./Fr.	Washington, Pa. (Trinity)

Linebacker

34	Bell, Isaiah	LB	6-1	250	Jr./So.	Youngstown, Ohio (Liberty)
97	Beyer, Brennen	LB	6-3	225	Fr.	Canton, Mich. (Plymouth)
25	Demens, Kenny **	LB	6-1	248	Sr./Jr.	Oak Park, Mich. (Detroit Country Day)
51	Evans, Marell	LB	6-3	237	5th	Richmond, Va. (Varina)
42	Fitzgerald, J.B. ***	LB	6-3	241	Sr.	Princeton Junction, N.J. (West Windsor Plainsboro)
4	Gordon, Cameron *	LB	6-3	222	Jr./So.	Detroit, Mich. (Inkster)
59	Gyarmati, Paul *	LB	6-1	216	Sr./Jr.	Birmingham, Mich. (Brother Rice)
7	Hawthorne, Brandin *	LB	6-0	214	Jr.	Pahokee, Fla. (Pahokee)
58	Herron, Brandon ***	LB	6-2	221	5th	Stafford, Texas (Dulles)
27	Jones, Mike *	LB	6-2	224	Jr./So.	Orlando, Fla. (Edgewater)
44	Morgan, Desmond	LB	6-1	220	Fr.	Holland, Mich. (West Ottawa)
94	Paskorz, Jordan	LB	6-3	246	So./Fr.	Gibsonia, Pa. (Hampton)
40	Poole, Antonio	LB	6-2	212	Fr.	Cincinnati, Ohio (Winton Woods)
90	Ryan, Jake	LB	6-3	230	So./Fr.	Westlake, Ohio (St. Ignatius)

Secondary

17	Anderson, Tony ***	CB	5-11	195	5th	Redondo Beach, Calif. (Redondo Union)
5	Avery, Courtney *	CB	5-11	173	So.	Mansfield, Ohio (Lexington)
38	Backey, Al *	CB	5-10	181	Jr./So.	Ypsilanti, Mich. (Ypsilanti)
35	Brown, Gregg	CB	5-10	192	Fr.	Fremont, Ohio (Ross)
20	Carter, Tamani	DB	5-11	175	Fr.	Pickerington, Ohio (Central)
28	Cavanaugh, Matthew *S	5-10	190	Sr./Jr.	Alto, Mich. (Caledonia)	
18	Countess, Blake	DB	5-10	176	Fr.	Owings Mills, Md. (Our Lady of Good Counsel)
8	Floyd, J.T. **	CB	6-0	185	Sr./Jr.	Greenville, S.C. (J.L. Mann)
14	Furman, Josh	S	6-2	208	So./Fr.	Annapolis, Md. (Old Mill Senior)
30	Gordon, Thomas *	S	5-11	208	Jr./So.	Detroit, Mich. (Cass Technical)
24	Hollowell, Delonte	DB	5-9	164	Fr.	Detroit, Mich. (Cass Technical)
13	Johnson, Carvin *	S	6-0	200	So.	Metairie, La. (Archbishop Rummel)
36	Johnson, Zac ***	S	6-2	205	5th	Morenci, Mich. (Morenci)
32	Kovacs, Jordan **	S	6-0	197	Sr./Jr.	Curtice, Ohio (Clay)
3	Robinson, Marvin *	S	6-2	200	So.	Winter Haven, Fla. (Lake Region)
23	Simmons, Floyd **	S	6-0	194	Sr./Jr.	Detroit, Mich. (Crockett Technical)
37	Talbott, Terrence *	CB	5-11	178	So.	Huber Heights, Ohio (Wayne)
21	Taylor, Raymon	DB	5-10	169	Fr.	Detroit, Mich. (Highland Park)
31	Van Slyke, Jared *	S	6-2	195	5th	St. Louis, Mo. (John Burroughs)
29	Woolfolk, Troy ***	CB	6-0	191	5th	Sugar Land, Texas (Dulles)
19	Zeller, Charlie	S	5-11	194	Jr./So.	Centennial, Colo. (Cherry Creek)

Specialist

46	Broekhuizen, Seth *	PK	6-1	200	Jr./So.	Holland, Mich. (Holland Christian)
34	Gibbons, Brendan *	PK	6-1	241	Jr./So.	West Palm Beach, Fla. (Cardinal Newman)
54	Glanda, Jareth	LS	6-3	255	Jr./So.	Rochester Hills, Mich. (Brother Rice)
94	Graman, Curt	LS	6-5	200	Jr./So.	Cincinnati, Ohio (Elder)
43	Hagerup, Will *	P	6-4	225	So.	Milwaukee, Wis. (Whitefish Bay)
66	Morales, George	LS	6-0	236	Sr./Jr.	North Las Vegas, Nev. (Mojave)
93	Pauloski, Kris	PK	6-3	204	Jr./So.	Indianapolis, Ind. (Pike)
91	Pomarico, Tom **	LS	6-4	240	5th	Jackson, Mich. (Lumen Christi)
96	Ross, Jeremy	PK	5-5	150	So./Fr.	Ann Arbor, Mich. (Pioneer)
45	Wile, Matt	K	6-2	208	Fr.	San Diego, Calif. (Francis Parker)

63	Khoury, Rocko **	OL
81	Kwiatkowski, Mike	TE
68	Martin, Mike ***	DT
70	Mateus, Kristian	OL
49	McColgan, John **	FB
44	Morgan, Desmond	LB
91	Pomarico, Tom **	LS
18	Rasheed, Jihad	RB
38	Rawls, Thomas	RB
85	Reynolds, Joe *	WR
96	Ross, Jeremy	PK
23	Simmons, Floyd **	S
32	Swanson, O'Neil	RB
21	Taylor, Raymon	DB
53	Van Bergen, Ryan ***	DE
4	Wilson, Steve	QB

Missouri (1)

31	Van Slyke, Jared *	S
----	--------------------	---

New Jersey (1)

42	Fitzgerald, J.B. ***	LB
----	----------------------	----

Nevada (1)

66	Morales, George	LS
----	-----------------	----

Ohio (22)

5	Avery, Courtney *	CB
34	Bell, Isaiah	LB
55	Black, Jibreel *	DE
35	Brown, Gregg	CB
20	Carter, Tamani	DB
57	Clark, Frank	DE
94	Graman, Curt	LS
92	Heitzman, Keith	DE
86	Koger, Kevin ***	TE
32	Kovacs, Jordan **	S
57	Mealer, Elliott **	OL
60	Miller, Jack	OL
89	Moore, Brandon	TE
65	Omameh, Patrick **	OL
40	Poole, Antonio	LB
83	Robinson, Jerald	WR
95	Rock, Chris	DE
12	Roundtree, Roy **	WR
90	Ryan, Jake	LB
20	Shaw, Michael ***	RB
37	Talbott, Terrence *	CB
28	Toussaint, Fitzgerald *	RB

Pennsylvania (2)

94	Paskorz, Jordan	LB
41	Wilkins, Kenny	DT

South Carolina (3)

8	Floyd, J.T. **	CB
21	Hemingway, Junior ***	WR
76	Washington, Quinton *DT	

Texas (6)

3	Bellomy, Russell	QB
58	Herron, Brandon ***	LB
33	Hopkins, Stephen *	RB
82	Robinson, Terrence *	WR
22	Stonum, Darryl ***	WR
29	Woolfolk, Troy ***	CB

Virginia (2)

51	Evans, Marell	LB
60	Schwab, Alex	DT

Wisconsin (1)

43	Hagerup, Will *	P
----	-----------------	---

HEAD COACH BRADY HOKE



Conference Championships

MAC WEST (2007, 2008)

Coach of the Year Honors

MWC (2010)
AFCA FBS Region 3 (2008)
MAC (2008)

At a Glance

Born: November 3, 1958 in Kettering, Ohio
High School: Fairmont East (1977)
College: Ball State, B.S., 1982
Wife: Laura
Children: Kelly

Brady Hoke: Head Coach ■ Ball State (1982) Michigan W-L: 3-0 First Season Big Ten W-L: 0-0

On Jan. 11, 2011, Brady Hoke was named the 19th head coach in University of Michigan football history. An eight-year member of U-M's defensive coaching staff from 1995-2002, he returns to Ann Arbor after spending eight seasons as head coach at Ball State (2003-08) and San Diego State (2009-10). While at U-M, Hoke was part of three Big Ten champion teams (1997, '98, 2000), including the 1997 national champion and Rose Bowl champion squad. During his tenure, U-M posted a 76-23 overall record, claiming at least 10 victories on four occasions.

The 2010 Mountain West Conference Coach of the Year, Hoke guided the Aztecs to a 9-4 record, marking the most victories since 1996 (8), while earning the program's first trip to a bowl game in 12 years, a 35-14 victory over Navy. Six of his players earned first-team All-MWC honors in 2010, including running back Ronnie Hillman, the league's freshman of the year. Seven additional players earned second team (4) and honorable mention (3) honors. In 2009, Hoke's first season at San Diego State, five players were named to All-MWC teams, while 11 were MWC All-Academic selections.

As head coach at Ball State, he mentored players to 35 All-MAC selections in six years en route to a pair of bowl game appearances in 2007 and '08. The 2008 season marked the best season in program history, recording a school-record 12 wins and completing an undefeated Mid-American Conference regular season campaign.

Collectively, Hoke has 28 years of collegiate coaching experience beginning with assistant positions at Grand Valley State (1983), Western Michigan (1984-86), Toledo (1987-88), Oregon State (1989-94) and Michigan (1995-2002).

A 1982 graduate of Ball State University, Hoke earned four letters (1977-80) with the Cardinals. He was part of the only two teams in Ball State football history to post undefeated conference seasons: as a player in 1978, and as the head coach in 2008. Hoke led Ball State to the 1978 MAC championship, and as a team captain in 1980 earned All-MAC second-team honors. He graduated from Fairmont East High School in Kettering, Ohio, in 1977. He and his wife, the former Laura Hoberger, have one daughter, Kelly.



BRADY HOKE'S YEAR-BY-YEAR COACHING RECORD

YEAR	SCHOOL	RECORD	CONFERENCE RECORD	POST-SEASON
2011	Michigan	3-0	0-0 Big Ten	
2010	San Diego State	9-4	5-3 MWC	Poinsettia Bowl (vs. Navy/W, 35-14)
2009	San Diego State	4-8	2-6 MWC	
2008	Ball State	12-1	8-0 MAC	MAC West champion, * Did not coach GMAC Bowl (vs. Tulsa/L, 45-13)
2007	Ball State	7-6	5-2 MAC	MAC West co-champ, International Bowl (vs. Rutgers/L, 52-30)
2006	Ball State	5-7	5-3 MAC	
2005	Ball State	4-7	4-4 MAC	
2004	Ball State	2-9	2-6 MAC	
2003	Ball State	4-8	3-5 MAC	
U-M	1 Season	3-0	0-0 Big Ten	
SDSU	2 Seasons	13-12	7-9 MWC	
BSU	6 Seasons	34-38	27-20 MAC	
TOTAL	9 Seasons	50-50	34-29 Conference	

BRADY HOKE'S MILESTONE WINS

Win	Opponent	Site	Date
1	Ball State 31, Indiana State 7	H	8/28/2003
10	Ball State 26, Eastern Michigan 25	A	11/12/2005
20	Ball State 27, Western Michigan 23	A	10/20/2007
30	Ball State 38, Eastern Michigan 16	H	10/25/2008
40	San Diego State 41, New Mexico St.	A	9/11/2010
50	Michigan 31, Eastern Michigan 3	H	9/17/2011

U-M SUPERLATIVES UNDER BRADY HOKE

Overall:3-0
 At Home:3-0
 On the Road:0-0
 Neutral:0-0

By Month:
 August:0-0
 September:3-0
 October:0-0
 November:0-0
 December:0-0
 January:0-0

When Scoring First:0-0
 When Opponent Scored First:3-0
 When Scoring 20 or More Points:3-0
 When Scoring Less Than 20 Points:0-0
 When Leading at the Half:2-0
 When Trailing at the Half:0-1
 When Tied at the Half:0-0
 When Leading after 3 Quarters:1-0
 When Trailing after 3 Quarters:0-1
 When Tied after 3 Quarters:0-0
 When Outrushing the Opponent:2-0
 With 35 or More Rushing Attempts:1-0
 With Less Than 30 Passing Attempts:3-0
 When Leading in Time of Possession:1-0
 When Trailing in Time of Possession:2-0

On Turf:3-0
 On Grass:0-0

When Leading in Takeaway/Turnover Ratio:3-0
 When Even in Takeaway/Turnover Ratio:0-0
 When Trailing in Takeaway/Turnover Ratio:0-0
 With an Individual 100-Yard Rusher:2-0
 With an Individual 200-Yard Passer:1-0
 250-Yard Passer:1-0
 With an Individual 100-Yard Receiver:1-0
 With an Individual Opponent 100-Yard Rusher:1-0
 With an Individual Opponent 200-Yard Passer:1-0
 250-Yard Passer:1-0
 With an Individual Opponent 100-Yard Receiver:2-0



AL BORGES
Offensive Coordinator/QB



GREG MATTISON
Defensive Coordinator



DARRELL FUNK
Offensive Line



JERRY MONTGOMERY
Defensive Line



FRED JACKSON
Running Backs



MARK SMITH
Linebackers



JEFF HECKLINSKI
Wide Receivers



CURT MALLORY
Secondary



ROY MANNING
Graduate Assistant/Offense



AUBREY PLEASANT
Graduate Assistant/Defense



DAN FERRIGNO
Special Teams/Tight Ends



AARON WELLMAN
Strength and Conditioning

RECORD VERSUS OPPONENTS

Conf./Team	Record
Big 10	
Illinois.....	0-1
Indiana.....	1-2
Iowa.....	0-1
Michigan.....	0-1
Purdue.....	0-2
Totals	1-7

MAC	Record
Akron.....	2-1
Bowling Green.....	0-3
Buffalo.....	2-1
Central Florida.....	1-0
Central Michigan.....	2-4
Eastern Michigan.....	5-2
Kent State.....	3-0
Miami.....	2-2
Northern Illinois.....	3-3
Ohio.....	0-1
Toledo.....	4-2
Western Michigan.....	5-2
Totals	29-21

Independent	Record
Navy.....	3-0
Notre Dame.....	1-0

Mountain West	Record
Air Force.....	1-1
BYU.....	0-2
Colorado State.....	2-0
New Mexico.....	2-0
TCU.....	0-2
UNLV.....	1-1
Utah.....	0-2
Wyoming.....	1-1
Total	7-9

Big 12	Record
Missouri.....	0-3
Nebraska.....	0-1
Totals	0-4

Big East	Record
Boston College.....	0-2
Pittsburgh.....	0-1
Rutgers.....	0-1
Totals	0-4

ACC	Record
Boston College.....	0-1

SEC	Record
Auburn.....	0-1

Sun Belt	Record
Western Kentucky.....	2-0

PAC 12	Record
UCLA.....	0-1

WAC	Record
Idaho.....	0-1
New Mexico State.....	2-0
Utah State.....	1-0
Total	3-1

FCS	Record
Nicholls State.....	1-0
Southern Utah.....	1-0
Indiana State.....	1-0
North Dakota State.....	0-1
Northeastern.....	1-0
Totals	4-1

Totals	Record
Totals	50-50

INDIVIDUAL CAREER BESTS

TOP STATISTICAL LEADERS

Rushing:

2011: Denard Robinson (50 carries, 352 yards, 7.0 avg., 2 TDs)

Career: Denard Robinson (375 carries, 2,405 yards, 6.4 avg., 21 TDs)

Passing:

2011: Denard Robinson (27-55, 531 yards, 6 TDs, 4 Ints.)

Career: Denard Robinson (223-377, 3,289 yards, 26 TDs, 19 Ints.)

Receiving:

2011: Junior Hemingway (4 for 202 yards, 50.5 avg., 1 TD)

Career: Roy Roundtree (107 for 1,398 yards, 13.1 avg., 11 TD)

Punt Returns:

2011: Jeremy Gallon (4 for 43 yards, 10.8 avg., 0 TD)

Career: Martavious Odoms (17 for 194 yards, 11.4 avg., 1 TD)

Kickoff Returns:

2011: Vincent Smith (7 for 129 yards, 18.4 avg., 0 TD)

Career: Martavious Odoms (35 for 771 yards, 22.0 avg., 0 TD)

Field Goals:

2011: Brendan Gibbons (1 for 1, long 21 yards)

Career: Seth Broekhuizen (3 for 9, long 37 yards)

Tackles:

2011: Jordan Kovacs (26; 16 solos, 10 assists)

Career: Jordan Kovacs (217; 116 solos, 101 assists)

Tackles for Loss:

2011: Jordan Kovacs (2.0 for 16 yards); Brandin Hawthorne (2 for 5 yards); Jake Ryan (2 for 4 yards)

Career: Mike Martin (20 for 86 yards)

Sacks:

2011: Jordan Kovacs (2 for 16 yards)

Career: Ryan Van Bergen (9 for 75 yards)

Interceptions:

2011: Brandon Herron (1 for 94 yards); J.T. Floyd (1 for 16 yards); Jordan Kovacs (1 for 2 yards); Thomas Gordon (1 for 0 yards)

Career: Jordan Kovacs (4 for 53 yards)

Pass Breakups:

2011: J.T. Floyd (2)

Career: J.T. Floyd (7)

RUSHING

Mike Cox

Attempts: 11, vs. Delaware State (Oct. 17, 2009)

Yards: 82, vs. Delaware State (Oct. 17, 2009)

TDs: 2, vs. Delaware State (Oct. 17, 2009)

Long: 57, vs. Delaware State (Oct. 17, 2009)

Devin Gardner

Attempts: 6, vs. Bowling Green (Sept. 25, 2010)

Yards: 25, vs. Bowling Green (Sept. 25, 2010)

TDs: 1, vs. Bowling Green (Sept. 25, 2010)

Long: 9, vs. Bowling Green (Sept. 25, 2010)

Kelvin Grady

Attempts: 1, twice (last at Purdue, Nov. 13, 2010)

Yards: 13, at Purdue (Nov. 13, 2010)

TDs: None

Long: 13, at Purdue (Nov. 13, 2010)

Stephen Hopkins

Attempts: 8, twice (last at Purdue, Nov. 13, 2010)

Yards: 45, vs. Illinois (Nov. 6, 2010)

TDs: 1, four times (last at Purdue, Nov. 13, 2010)

Long: 32, vs. Illinois (Nov. 6, 2010)

Denard Robinson

Attempts: 29, vs. Connecticut (Sept. 4, 2010)

Yards: 258, at Notre Dame (Sept. 11, 2010)

TDs: 3, at Penn State (Oct. 30, 2010)

Long: 87, at Notre Dame (Sept. 11, 2010)

Michael Shaw

Attempts: 15, vs. Connecticut (Sept. 4, 2010)

Yards: 126, vs. Massachusetts (Sept. 18, 2010)

TDs: 3, twice, last vs. Illinois (Nov. 6, 2010)

Long: 50, vs. Massachusetts (Sept. 18, 2010)

Vincent Smith

Attempts: 18, at Purdue (Nov. 13, 2010)

Yards: 166, vs. Delaware State (Oct. 17, 2009)

TDs: 2, vs. Bowling Green (Sept. 25, 2010)

Long: 56, at Indiana (Oct. 2, 2010)

Fitzgerald Toussaint

Attempts: 11, twice, last vs. Eastern Michigan (Sept. 17, 2011)

Yards: 80, vs. Western Michigan (Sept. 3, 2011)

TDs: 2, vs. Western Michigan (Sept. 3, 2011)

Long: 61, vs. Bowling Green (Sept. 25, 2010)

PASSING

Devin Gardner

Attempts: 10, vs. Bowling Green (Sept. 25, 2010)

Completions: 7, vs. Bowling Green (Sept. 25, 2010)

Yards: 85, vs. Bowling Green (Sept. 25, 2010)

TDs: 1, vs. Bowling Green (Sept. 25, 2010)

Long: 30, vs. Bowling Green (Sept. 25, 2010)

Denard Robinson

Attempts: 40, at Notre Dame (Sept. 11, 2010)

Completions: 24, at Notre Dame (Sept. 11, 2010)

Yards: 338, vs. Notre Dame (Sept. 10, 2011)

TDs: 4, vs. Notre Dame, Sept. 10, 2011)

Long: 77, vs. Notre Dame (Sept. 10, 2011)

RECEIVING

Drew Dileo

Catches: 1, three times, last vs. Eastern Michigan Michigan (Sept. 3, 2011)

Yards: 19, vs. Eastern Michigan (Sept. 17, 2011)

TDs: 1, vs. Eastern Michigan (Sept. 17, 2011)

Long: 19, vs. Eastern Michigan (Sept. 17, 2011)

Jeremy Gallon

Catches: 3, vs. Eastern Michigan (Sept. 17, 2011)

Yards: 78, vs. Notre Dame (Sept. 10, 2011)

TDs: 1, twice, last vs. Notre Dame (Sept. 10, 2011)

Long: 64, vs. Notre Dame (Sept. 10, 2011)

Kelvin Grady

Catches: 3, three times (last vs. Wisconsin, Nov. 20, 2010)

Yards: 49, vs. Massachusetts (Sept. 18, 2010)

TDs: 1, vs. Delaware State (Oct. 17, 2009)

Long: 43, vs. Massachusetts (Sept. 18, 2010)

Junior Hemingway

Catches: 9, vs. Iowa (Oct. 16, 2010)

Yards: 165, vs. Notre Dame (Sept. 10, 2011)

TDs: 2, twice (last vs. Illinois, Nov. 6, 2010)

Long: 77, vs. Notre Dame (Sept. 10, 2011)

Jeremy Jackson

Catches: 2, twice (last at Ohio State, Nov. 27, 2010)

Yards: 31, at Ohio State (Nov. 27, 2010)

TDs: None

Long: 22, at Ohio State (Nov. 27, 2010)

Kevin Koger

Catches: 4, vs. Notre Dame (Sept. 12, 2009)

Yards: 41, vs. Michigan State (Oct. 25, 2008)

TDs: 1, six times, last vs. Eastern Michigan, Sept. 17, 2010)

Long: 60, at Penn State (Oct. 30, 2010)

John McCoglan

Catches: 1, two times, last vs. Notre Dame (Sept. 10, 2011)

Yards: 15, vs. Notre Dame (Sept. 10, 2011)

TDs: 1, vs. Bowling Green (Sept. 25, 2010)

Long: 15, vs. Notre Dame (Sept. 10, 2011)

Martavious Odoms

Catches: 7, 3 times (last at Notre Dame, Sept. 11, 2010)

Yards: 129, vs. Illinois (Oct. 4, 2008)

TDs: 1, vs. Indiana (Sept. 26, 2009)

Long: 50, vs. Miami, Ohio (Sept. 6, 2008)

Roy Roundtree

Catches: 10, vs. Purdue (Nov. 7, 2009)

Yards: 246, vs. Illinois (Nov. 6, 2010)

TDs: 2, vs. Illinois (Nov. 6, 2010)

Long: 76, at Illinois (Oct. 31, 2009)

Michael Shaw

Catches: 3, twice (last at Notre Dame, Sept. 11, 2010)

Yards: 28, at Notre Dame (Sept. 11, 2010)

TDs: 1, vs. Utah (Aug. 30, 2008)

Long: 16, vs. Connecticut (Sept. 4, 2010)

Vincent Smith

Catches: 7, at Wisconsin (Nov. 14, 2009)

Yards: 54, at Wisconsin (Nov. 14, 2009)

TDs: 1, 5x, vs. Notre Dame (Sept. 10, 2011)

Long: 21, 2x, last vs. Notre Dame (Sept. 10, 2011)

DEFENSE**Courtney Avery**

Tackles: 7, vs. Wisconsin (Nov. 20, 2010)
 Solos: 5, at Purdue (Nov. 13, 2010)
 Asst: 4, vs. Wisconsin (Nov. 20, 2010)
 TFLs: 0.5, vs. Wisconsin (Nov. 20, 2010)
 Sacks: None
 Int.: None
 FR: None
 PBUs: 2, vs. Bowling Green (Sept. 25, 2010)

Kenny Demens

Tackles: 13, vs. Wisconsin (Nov. 20, 2010)
 Solos: 6, at Purdue (Nov. 13, 2010)
 Asst: 8, vs. Wisconsin (Nov. 20, 2010)
 TFLs: 1, twice, last vs. Western Michigan (Sept. 3, 2011)
 Sacks: None
 Int.: None
 FR: None
 PBUs: None

J.B. Fitzgerald

Tackles: 5, vs. Delaware State (Oct. 17, 2009)
 Solos: 4, twice, last at Purdue (Nov. 13, 2010)
 Asst: 3, at Penn State (Oct. 30, 2010)
 TFLs: 2, vs. Purdue (Nov. 7, 2009)
 Sacks: None
 Int.: None
 FR: None
 PBUs: None

J.T. Floyd

Tackles: 13, twice, last vs. Michigan State (Oct. 9, 2010)
 Solos: 10, vs. Michigan State (Oct. 9, 2010)
 Asst: 6, at Indiana (Oct. 2, 2010)
 TFLs: 1, twice, last vs. Michigan State (Oct. 9, 2010)
 Sacks: None
 Int.: 1, at Notre Dame (Sept. 11, 2010)
 FR: None
 PBUs: 2, at Penn State (Oct. 30, 2010)

Cameron Gordon

Tackles: 15, at Indiana (Oct. 2, 2010)
 Solos: 12, at Indiana (Oct. 2, 2010)
 Asst: 5, twice, last vs. Illinois (Nov. 6, 2010)
 TFLs: 1, twice, last at Ohio State (Nov. 27, 2010)
 Sacks: None
 Int.: 1, twice, last at Indiana (Oct. 2, 2010)
 FR: 2, at Purdue (Nov. 13, 2010)
 PBUs: 1, five times, last vs. Illinois (Nov. 6, 2010)

Thomas Gordon

Tackles: 8, vs. Western Michigan (Sept. 3, 2011)
 Solos: 5, vs. Western Michigan (Sept. 3, 2011)
 Asst: 3, vs. Western Michigan (Sept. 3, 2011)
 TFLs: 2, at Notre Dame (Sept. 11, 2010)
 Sacks: 1, twice (last at Penn State, Oct. 30, 2010)
 Int.: 1, vs. Eastern Michigan (Sept. 17, 2011)
 FR: 1, vs. Eastern Michigan (Sept. 17, 2011)
 PBUs: None

Brandin Hawthorne

Tackles: 10, vs. Eastern Michigan (Sept. 17, 2011)
 Solos: 7, vs. Eastern Michigan (Sept. 17, 2011)
 Asst: 3, vs. Eastern Michigan (Sept. 17, 2011)
 TFLs: 1, twice, last vs. Eastern Michigan (Sept. 17, 2011)
 Sacks: None
 Int.: None
 FR: None
 PBUs: 1, vs. Notre Dame (Sept. 17, 2011)

Brandon Herron

Tackles: 8, vs. Western Michigan (Sept. 3, 2011)
 Solos: 3, twice (last vs. Connecticut, Sept. 4, 2010)
 Asst: 7, vs. Western Michigan (Sept. 3, 2011)
 TFLs: 0.5, twice (last vs. Penn State, Oct. 24, 2009)
 Sacks: None
 Int.: 1, vs. Western Michigan (Sept. 3, 2011)
 FR: 1, 2x, last vs. Western Michigan (Sept. 3, 2011)
 PBUs: None

Carvin Johnson

Tackles: 6, vs. Mississippi State (Jan. 1, 2011)
 Solos: 3, 2x, last vs. Mississippi State (Jan. 1, 2011)
 Asst: 3, vs. Mississippi State (Jan. 1, 2011)
 TFLs: 2, at Purdue (Nov. 13, 2010)
 Sacks: 1, at Purdue (Nov. 13, 2010)
 Int.: None
 FR: None
 PBUs: 1, vs. Iowa (Oct. 16, 2010)

Jordan Kovacs

Tackles: 17, 2x, (last at Ohio State, Nov. 27, 2010)
 Solos: 9, at Ohio State (Nov. 27, 2010)
 Asst: 10, at Michigan State (Oct. 3, 2009)
 TFLs: 2.5, 2x (last vs. Iowa, Oct. 16, 2010)
 Sacks: 2, vs. Western Michigan (Sept. 3, 2011)
 Int.: 1, 3x (last at Ohio State, Nov. 27, 2010)
 FR: 1, vs. Massachusetts (Sept. 18, 2010)
 PBUs: 1, 2x last vs. Western Michigan (Sept. 3, 2011)

Mike Martin

Tackles: 10, at Wisconsin (Nov. 14, 2009)
 Solos: 9, at Wisconsin (Nov. 14, 2009)
 Asst: 6, vs. Penn State (Oct. 24, 2009)
 TFLs: 3, at Wisconsin (Nov. 14, 2009)
 Sacks: 1, six times, last at Indiana (Oct. 2, 2010)
 Int.: None
 FR: None
 PBUs: None

Craig Roh

Tackles: 7, vs. Eastern Michigan (Sept. 19, 2009)
 Solos: 5, vs. Illinois (Nov. 6, 2010)
 Asst: 5, vs. Eastern Michigan (Sept. 19, 2009)
 TFLs: 2, three times, last vs. Connecticut (Sept. 4, 2010)
 Sacks: 1, twice, last vs. Eastern Michigan (Oct. 24, 2009)
 Int.: 1, vs. Eastern Michigan (Sept. 19, 2009)
 FR: None
 PBUs: 2, at Michigan State (Oct. 3, 2009)

Ryan Van Bergen

Tackles: 7, vs. Mississippi State (Jan. 1, 2011)
 Solos: 5, 2x, (last vs. Mississippi State, Jan. 1, 2011)
 Asst: 5, vs. Indiana (Sept. 26, 2009)
 TFLs: 3, at Ohio State (Nov. 27, 2010)
 Sacks: 2, vs. Bowling Green (Sept. 25, 2010)
 Int.: None
 FR: 1, 2x, (last vs. Western Michigan, Sept. 3, 2011)
 PBUs: 2, vs. Indiana (Sept. 26, 2009)

Troy Woolfolk

Tackles: 8, vs. Notre Dame (Sept. 12, 2009)
 Solos: 5, 2x, (last vs. Ohio State, Nov. 21, 2009)
 Asst: 3, 2x (last at Michigan State, Oct. 3, 2009)
 TFLs: None
 Sacks: None
 Int.: None
 FR: None
 PBUs: 2, vs. Eastern Michigan (Oct. 6, 2007)

PUNT RETURNS**Drew Dileo**

Returns: 1, three times, last vs. Eastern Michigan (Sept. 17, 2011)
 Yards: 15, vs. Bowling Green (Sept. 25, 2010)
 TDs: None
 Long: 15, vs. Bowling Green (Sept. 25, 2010)

Jeremy Gallon

Returns: 3, vs. Iowa (Oct. 16, 2010)
 Yards: 22, vs. Bowling Green (Sept. 25, 2010)
 TDs: None
 Long: 21, vs. Notre Dame (Sept. 10, 2011)

Martavious Odoms

Returns: 4, vs. Delaware State (Oct. 17, 2009)
 Yards: 82, at Purdue (Nov. 1, 2008)
 TDs: 1, at Purdue (Nov. 1, 2008)
 Long: 73, at Purdue (Nov. 1, 2008)

KICK RETURNS**Drew Dileo**

Returns: 6, at Ohio State (Nov. 27, 2010)
 Yards: 118, at Ohio State (Nov. 27, 2010)
 TDs: None
 Long: 34, vs. Wisconsin (Nov. 20, 2010)

Jeremy Gallon

Returns: 7, vs. Illinois (Nov. 6, 2010)
 Yards: 139, vs. Illinois (Nov. 6, 2010)
 TDs: None
 Long: 47, at Penn State (Oct. 30, 2010)

Kelvin Grady

Returns: 3, vs. Western Michigan (Sept. 3, 2011)
 Yards: 57, vs. Western Michigan (Sept. 3, 2011)
 TDs: None
 Long: 14, vs. Indiana (Sept. 26, 2009)

Martavious Odoms

Returns: 7, vs. Illinois (Oct. 4, 2008)
 Yards: 183, vs. Illinois (Oct. 4, 2008)
 TDs: None
 Long: 36, vs. Illinois (Oct. 4, 2008)

Vincent Smith

Returns: 5, vs. Notre Dame (Sept. 10, 2011)
 Yards: 98, vs. Notre Dame (Sept. 10, 2011)
 TDs: None
 Long: 24, vs. Notre Dame (Sept. 10, 2011)

SPECIAL TEAMS**Seth Broekhuizen**

Points: 11, vs. Illinois (Nov. 6, 2010)
 FG Att.: 2, twice (last vs. Illinois, Nov. 6, 2010)
 FGs Made: 1, three times (last vs. Illinois, Nov. 6, 2010)
 PATs: 8, vs. Illinois (Nov. 6, 2010)
 Long FG: 37, at Penn State (Oct. 30, 2010)

Brendan Gibbons

Points: 7, vs. Eastern Michigan (Sept. 17, 2011)
 FG Att.: 2, twice (last at Notre Dame, Sept. 11, 2010)
 FGs Made: 1, twice, last vs. Eastern Michigan (Sept. 17, 2011)
 PATs: 5, vs. Notre Dame (Sept. 10, 2011)
 Long FG: 24, vs. Connecticut (Sept. 4, 2010)

Matt Wile

Punts: 5, vs. Notre Dame (Sept. 10, 2011)
 Yards: 193, vs. Notre Dame (Sept. 10, 2011)
 Average: 41.0, vs. Western Michigan (Sept. 3, 2011)
 50+: To Come
 I-20: 1, twice, last vs. Notre Dame (Sept. 10, 2011)
 Long: 47, twice, last vs. Notre Dame (Sept. 10, 2011)

MICHIGAN STADIUM



Top 5 College Football Stadiums

School	Stadium	Capacity
Michigan	Michigan	109,901
Penn State	Beaver	106,572
Tennessee	Neyland	102,455
Ohio State	Ohio	102,329
Alabama	Bryant-Denny	101,821

Top 10 Stadium Crowds

Game	Year	Attendance
Notre Dame	2011	114,804*
Connecticut	2010	113,090
Michigan State	2010	113,065
Iowa	2010	112,784
Wisconsin	2010	112,276
Ohio State	2003	112,118
Notre Dame	2003	111,726
Michigan State	2004	111,609
Ohio State	2005	111,591
Ohio State	1999	111,575

* NCAA single-game record.

Michigan Stadium -- 1927-2011 (85 Years)

The football program is in its 85th season in the "Big House" in 2011, with a 387-120-15 all-time record at Michigan Stadium. The largest college football stadium in the country, it was completed in 1927 at a cost of \$950,000, initially seating 72,000 fans. Michigan won the first game played at Michigan Stadium, defeating Ohio Wesleyan, 33-0, on Oct. 1, 1927. The stadium was officially dedicated on Oct. 22, 1927, with a 21-0 shutout over Ohio State.

Since that inaugural season, the capacity of Michigan Stadium has increased nine times to its present 109,901. The Wolverines have led the nation in attendance 35 times in the past 36 years, and reestablished the NCAA single-game attendance record at 114,804 fans against Notre Dame in the first night game ever in Michigan Stadium. The previous mark was 113,090 fans against Connecticut during the 2010 rededication of Michigan Stadium.

Michigan has drawn crowds of 100,000-plus for 233 consecutive games. On football Saturdays in Ann Arbor, Michigan Stadium ranks as the fourth-largest "city" in the state of Michigan.

The Wolverines drew 782,776 fans for their seven-game home schedule in 2010. The seven-game average of 111,825 broke Michigan's NCAA record of 111,025 fans per contest set during the 2004 season.

Michigan Stadium was the only college-owned football facility with a video scoreboard above both end zones. It was also the first stadium to use electronic scoreboards for official time when, in 1930, two were installed.

CAPACITY: 109,901 -- the largest college-owned structures of its kind designed solely for football -- closer to the playing field with no running track -- no posts or other obstructions.

COMPLETION: 1927 --- at a cost in excess of \$950,000 to seat 72,000 spectators. Capacity raised to 84,401 by addition of temporary wooden bleachers until 1949 when permanent steel stands replaced the wooden bleachers, increasing the capacity to 97,239. Seating capacity then raised to 101,001 in 1956, 101,701 in 1973, 102,501 in 1992 and 107,501 in 1998.

FIRST GAME: October 1, 1927 -- Michigan led by Captain Bennie Oosterbaan, defeated Ohio Wesleyan, 33-0. LaVerne (Kip) Taylor, Michigan end, scored first in the stadium on a 28-yard pass from halfback Louis Gilbert.

DEDICATION GAME: October 22, 1927 -- Michigan defeated Ohio State, 21-0.

REDEDICATION GAME: September 4, 2010 -- Michigan defeated Connecticut, 30-10.

ATTENDANCE: Since 1927 -- 43,939,803 fans have watched the Wolverines play 522 games. Stadium attendance record of 106,982 set Nov. 22, 1997 against Ohio State. Since expansion of the "Big House" in 1998, and the rededication in 2010, the single-game attendance record is 114,840 set against Notre Dame on Sept. 10, 2011. The NCAA season record of 782,776 set in 2010.

FIELD: 360 x 160 feet -- Installed new FieldTurf in 2010. The original FieldTurf surface was installed in 2003, returning Michigan to an artificial surface for the first time since the 1990 season. Installed Prescription Athletic Turf in 1991, giving Michigan its first natural grass field since 1968. Field was also lowered 3-1/2 feet allowing better sightlines for those seated in the lower rows.

Michigan Stadium Milestone Games

No.	Date	Opponent	Result	Score
1	Oct. 1, 1927	Ohio Wesleyan	W	33-0
50	Nov. 2, 1935	Pennsylvania	W	16-6
100	Sept. 15, 1945	Great Lakes	W	27-2
200	Oct. 14, 1961	Michigan State	L	0-28
250	Oct. 11, 1969	Purdue	W	31-20
300	Sept. 24, 1977	Navy	W	14-7
400	Sept. 11, 1993	Notre Dame	L	23-27
500	Sept. 27, 2008	Wisconsin	W	27-25

Michigan Stadium Milestone Wins

No.	Date	Opponent	Score
1	Oct. 1, 1927	Ohio Wesleyan	33-0
50	Sept. 27, 1941	Michigan State	19-7
100	Oct. 11, 1952	Indiana	28-13
200	Oct. 18, 1975	Northwestern	69-0
250	Oct. 27, 1984	Illinois	26-18
300	Aug. 26, 1995	Virginia	18-17
350	Oct. 25, 2003	Purdue	31-3

University of Michigan Home Stadiums

Stadium	Years	Games	Win	Loss	Tie	Capacity (Yr)
Ann Arbor Sites	1883-1892	18	17	1	0	
Regents Field	1893-1905	92	87	2	3	400 (1893) 800 (1896)
Ferry Field	1906-1926	104	88	14	2	18,000 (1906) 25,000 (1914) 40,000 (1921) 46,000 (1926)
Michigan Stadium	1927-2011	522	387	120	15	72,000 (1927) 84,401 (1927) 85,753 (1928) 97,239 (1949) 101,001 (1956) 101,701 (1973) 102,501 (1992) 107,501 (1998) 106,201 (2008) 109,901 (2010)
Total Ann Arbor Record		736	579	137	20	
In Detroit	1879-1901	18	12	5	1	
Total Home Record		754	591	142	21	

100,000-Plus Crowds at Michigan Stadium

The football program has played 233 consecutive home games in front of crowds in excess of 100,000. The last time Michigan did not have 100,000 in attendance in Michigan Stadium was on Oct. 25, 1975 vs. Indiana. A crowd of 93,857 was on hand for the 55-7 Michigan victory.

Since then, Michigan has set numerous NCAA attendance marks and the Wolverines have led the nation for 35 of the past 36 seasons in attendance.

GAME 1:
Western Michigan at
Michigan
Michigan Stadium
September 3, 2011
110, 506

1st ... 2nd ... 3rd ... 4th ... FINAL
 Western Michigan 7 3 0 N 10
 Michigan 0 20 14 N 34

ANN ARBOR, Mich. -- Senior weakside line-backer Brandon Herron (Stafford, Texas/Dulles) became the first Wolverine in school history to post two defensive scores in a single contest, helping lead the University of Michigan football to a 34-10 win over Western Michigan in the 2011 season opener, which was declared final with 1:27 in the third quarter due to weather on Saturday (Sept. 3) inside Michigan Stadium. The victory is head coach Brady Hoke's first at the helm of the Michigan program.

Although the opening kickoff featured 90-degree heat and sunny skies, storms from the southwest rolled over Michigan Stadium in the second half. The game was suspended twice in the third quarter after lightning was spotted within six miles of the stadium. The first suspension resulted in only a 30-minute delay, but the bleak outlook of the second suspension forced Michigan and Western Michigan officials to call the game with 1:27 left in the third quarter and declare the Wolverines the winner. This is the first Michigan football game to end before all 60 minutes of regulation have been played.

Herron, who racked up a career-high eight tackles, returned both an interception and a fumble to the south end zone for touchdowns. His 94-yard interception return for a touchdown midway through the second quarter was the longest interception return in program history, besting Ken Tureaud's 92-yarder in 1961. Senior/junior safety Jordan Kovacs (Curtice, Ohio/Clay) led the defense in tackles (10), TFLs (two) and sacks (two), and registered the forced fumble that led to Herron's second touchdown.

On the offensive side of the ball, junior/sophomore running back Fitzgerald Toussaint (Youngstown, Ohio/Liberty) -- in his first career start -- recorded 11 carries for a career-high 80 yards and a career-best two touchdowns. Both of Toussaint's scores were from within two yards of the goal line (one yard, two yard). He also registered a 43-yard run late in the third quarter that set up senior running back Michael Shaw's (Trotwood, Ohio/Trotwood-Madison) 44-yard touchdown sprint -- the longest of touchdown of his career -- two plays later for Michigan's final touchdown.


After Western Michigan scored on its opening drive with a one-yard rushing touchdown on fourth down, Michigan countered with a one-yard touchdown run by Toussaint on the ensuing possession. Toussaint earned six carries on the 16-play scoring drive, including a key three-yard run on fourth-and-one to the WMU 16-yard line to extend the possession. Junior quarterback Denard Robinson (Deerfield Beach, Fla./Deerfield Beach) was perfect in his first drive of the 2011 campaign, completing 5-of-5 passes for 33 yards and adding 26 yards on the ground.

The Broncos had two opportunities to retake the lead, but first missed a 38-yard field goal wide right and, after maneuvering the way down to the U-M four-yard line, sophomore/freshman outside linebacker Jake Ryan (Westlake, Ohio/St. Ignatius) broke through the Broncos' offensive line and deflected the intended pass straight up into the air and into the waiting arms of Herron, who tip-toed the right sideline before hurrying down field with a convoy of Michigan defenders for a 94-yard return for a touchdown, giving the Wolverines their first lead of the game, 14-7, with 6:58 remaining in the second quarter.

U-M then forced a three-and-out to set up Toussaint's second touchdown late in the second half -- a two-yard dive up the middle. Robinson connected with junior/sophomore wide receiver Jeremy Gallon (Apopka, Fla./Apopka) and senior/junior wide receiver Roy Roundtree (Trotwood, Ohio/Trotwood-Madison) on both his pass attempts, before four straight Michigan carries covered the final 22 yards into the end zone, including a Robinson 10-yard dance and weave through the WMU defense for a first down.

Western Michigan added a 36-yard field goal with 43 seconds left to cut the Wolverines' lead to 20-10 heading into halftime.

Kovacs made the play of the second half when he stormed in on a blitz and lit up the WMU quarterback, forcing a fumble. Herron picked up the loose ball, his second career fumble recovery, and thundered 28 yards into the end zone for his second defensive score of the game for a 27-10 Michigan advantage. The Wolverines followed the defensive score with the long touchdown run by Shaw to take a 24-point lead, and were driving again late in the third quarter, after fifth-year senior defensive end Ryan Van Bergen (Whitehall, Mich./Whitehall) recovered a Western Michigan fumbled snap, when the officials issued the second weather-related suspension, ultimately ending the game.



SCORING SUMMARY

First Quarter

WMU: SCRIVEN, A. 1 yd run (POTTER, J. kick)

Second Quarter

MICH: Toussaint, F. 1 yd run (Gibbons, B. kick)
 MICH: Herron, Brandon 94 yd interception return (Gibbons, B. kick)
 MICH: Toussaint, F. 2 yd run (Gibbons, B. kick blocked)
 WMU: POTTER, J. 36 yd field goal

Third Quarter

MICH: Herron, Brandon 29 yd fumble recovery (Gibbons, B. kick)
 MICH: Shaw, Michael 44 yd run (Gibbons, B. kick)

TEAM STATISTICS


Category	WMU	U-M
FIRST DOWNS	17	17
RUSHES-YARDS (NET)	25-96	26-190
PASSING YDS (NET)	183	98
Passes Att-Comp-Int	31-22-1	13-9-0
TOTAL OFFENSE	56-279	39-288
Fumble Returns-Yards	0-0	1-29
Punt Returns-Yards	2-16	1-5
Kickoff Returns-Yards	6-188	3-57
Interceptions-Yards	0-0	1-94
Punts (Number-Avg)	2-46.5	2-41.0
Fumbles-Lost	3-2	1-0
Penalties-Yards	8-50	1-5
Possession Time	25:18	18:15
Third-Down Conv.	6 of 11	3 of 6
Fourth-Down Conv.	1 of 1	1 of 1
Red-Zone	2-3	2-2

INDIVIDUAL STATISTICS

RUSHING: Western Michigan-DRAKE, Tevin 10-65; FIELDS, Brian 1-14; PONDER, Ansel 1-11; SCRIVEN, Antoin 3-6; CHANCE, Dareyon 1-0; CARDER, Alex 9-0. **MICH**-Toussaint Fitzgerald 11-80; Shaw, Michael 4-54; Robinson, Denard 8-46; Smith, Vincent 2-11; TEAM 1-minus 1.

PASSING: Western Michigan-CARDER, Alex 22-31-1-183. **MICH**-Robinson, Denard 9-13-0-98.

RECEIVING: Western Michigan-WHITE, Jordan 12-119; RAVENELL, Chleb 4-30; ARNHEIM, Robert 3-11; DRAKE, Tevin 1-12; CHANCE, Dareyon 1-7; MONETTE, Eric 1-4. **MICH**-Koger, Kevin 2-16; Gallon, Jeremy 2-14; Roundtree, Roy 2-13; Hemingway, Junior 1-37; Grady, Kelvin 1-15; Dileo, Drew 1-3.



GAME 2:
Notre Dame at Michigan
Michigan Stadium
September 10, 2011
114, 804

	1st ...	2nd ...	3rd ...	4th ...	FINAL
Notre Dame	14	3	7	7	31
Michigan	0	7	0	28	35

ANN ARBOR, Mich. -- For the third straight season, the University of Michigan football team overtook Notre Dame in the final 30 seconds, as junior quarterback Denard Robinson (Deerfield Beach, Fla./Deerfield Beach) completed a 16-yard pass to senior/junior wide receiver Roy Roundtree (Trotwood, Ohio/Trotwood-Madison) with two seconds remaining to give the Wolverines a 35-31 comeback victory in the Under the Lights contest on Saturday (Sept. 10) inside Michigan Stadium. In front of a record crowd of 114,804 fans, the Wolverines clawed their way back into the game from a 14-0 deficit in the first quarter, tallying 28 fourth-quarter points.

Robinson completed 11 passes for 338 yards and four touchdowns. He also ran for one more score to go with a team-high 108 yards rushing. The lead changed three times in the final minute and a half of the contest, before U-M scored the go-ahead touchdown to end a 30-second, 80-yard drive.

Fifth-year senior wide receiver Junior Hemingway (Conway, S.C./Conway), who dons the No. 21 jersey, accumulated 165 yards receiving on three catches, including a career-long 77-yard catch that resulted in a U-M touchdown on the next snap. Hemingway scored the first receiving touchdown of the 2011 season on the same night former Wolverine wide receiver and Heisman winner Desmond Howard, who wore the No. 21 jersey from 1988-91, was honored during the pre-game ceremony as the first-ever Michigan Football Legend.

The U-M offense was stagnant in the first quarter, registering only 27 yards of offense, while the Fighting Irish got off to a fast start, driving down the field on their first two drives -- 57 and 83 yards, respectively -- to take a 14-0 lead.

The Wolverines swung momentum in their favor early in the second quarter when senior/junior safety Jordan Kovacs (Curtice, Ohio/Clay) recorded his fourth career interception, stepping in front of Notre Dame wideout Michael Floyd, who finished with 13 catches for 159 yards, near the sidelines to pick off Notre Dame sophomore quarterback Tommy Rees' third-down throw. Two plays later, the Maize and Blue's aerial attack got back on track. Rolling out to the right, Robinson threw

an underthrown ball to a streaking Hemingway down the left sideline. Hemingway broke off his route at the three-yard line, jumped in the air for the catch and lunged for the pylon for a 43-yard touchdown to cut Notre Dame's lead in half, 14-7.

The Michigan defense made another big stop on Notre Dame's ensuing drive when senior/junior cornerback J.T. Floyd (Greenville, S.C./J.L. Mann) notched the Wolverines' second interception of the night. Floyd picked off Rees' forced pass near the goal line and returned it to the U-M 18-yard line. The Wolverines did not capitalize on the turnover, punting the ball back to the Fighting Irish three plays later and Notre Dame tacked on a 38-yard field goal to take a 17-7 lead into halftime.

The second half opened with the Fighting Irish driving the football into Michigan territory twice, but the Maize and Blue defense forced a punt and a fumble. However, Notre Dame extended its lead to 17 points on its next drive with a 15-yard touchdown pass from Rees to sophomore wide receiver T.J. Jones on third-and-nine with 2:13 left in the third quarter.

The Wolverines responded immediately, as Robinson's 77-yard pass-and-catch with Hemingway brought Michigan to the Notre Dame six-yard line. On the ensuing snap, Robinson picked up a Michigan fumble at the one-yard line on the first play of the fourth quarter and scampered into the end zone untouched to cut Notre Dame's lead to 24-14.

The Wolverines' comeback continued when junior/sophomore linebacker Brandin Hawthorne (Pahokee, Fla./Pahokee) made plays on each snap of Notre Dame's ensuing three-and-out, including a pass breakup and tackle for loss (three yards). Michigan made it a one-possession game five plays later when Robinson lobbed a 14-yard touchdown pass to junior/sophomore wide receiver Jeremy Gallon (Apopka, Fla./Apopka) in the back right of the end zone.

The defense came up big once again when fifth-year defensive end Ryan Van Bergen (Whitehall, Mich./Whitehall) picked up a fumble by Rees on the Michigan nine-yard line, and then forced Notre Dame to a three-and-out on the Fighting Irish's next possession.

The Wolverines then charged 58 yards down the field over five plays, ending the series when junior running back Vincent Smith (Pahokee, Fla./Pahokee) hauled in a screen pass from Robinson and dodged 21 yards through defenders to give Michigan a three-point lead with 1:12 remaining.

The Irish mounted a rally of their own in a 42-second series that concluded with a 29-yard completion to Riddick for the touchdown with 30 seconds left. Michigan completed its comeback on the ensuing drive with Robinson's 16-yard reception to Roundtree for the game-winning score.

SCORING SUMMARY

First Quarter

ND: RIDDICK 7 yd pass from REES (RUFFER kick)
 ND: WOOD 4 yd run (RUFFER kick)

Second Quarter

MICH: Hemingway 43 yd pass from Robinson (Gibbons kick)
 ND: RUFFER 38 yd field goal

Third Quarter

ND: JONES 15 yd pass from REES (RUFFER kick)

Fourth Quarter

MICH: Robinson 1 yd run (Gibbons kick)
 MICH: Gallon 14 yd pass from Robinson (Gibbons kick)
 MICH: Smith 21 yd pass from Robinson (Gibbons, kick)
 ND: RIDDICK 29 yd pass from REES (RUFFER kick)
 MICH: Roundtree 16 yd pass from Robinson (Gibbons kick)

TEAM STATISTICS

Category	ND	U-M
FIRST DOWNS	28	16
RUSHES-YARDS (NET)	33-198	26-114
PASSING YDS (NET)	315	338
Passes Att-Comp-Int	39-27-2	24-11-3
TOTAL OFFENSE	72-513	50-452
Fumble Returns-Yards	0-0	0-0
Punt Returns-Yards	3-10	1-21
Kickoff Returns-Yards	6-89	5-98
Interceptions-Yards	3-0	2-18
Punts (Number-Avg)	4-33.5	5-38.6
Fumbles-Lost	4-3	1-0
Penalties-Yards	9-75	9-82
Possession Time	37:01	22:59
Third-Down Conv.	8 of 14	3 of 9
Fourth-Down Conv.	0 of 0	0 of 0
Red-Zone	3-5	3-3

INDIVIDUAL STATISTICS

RUSHING: Notre Dame-WOOD, Cierre 25-134; GRAY, Jonas 6-66; REES, Tommy 2-minus 2.

MICH-Robinson, Denard 16-108; Hopkins, Stephen 5-10; Smith, Vincent 1-3; Shaw, Michael 2-minus 3; TEAM 2-minus 4.

PASSING: Notre Dame-REES, Tommy 27-39-2-315. **MICH**-Robinson, Denard Robinson, Denard 11-24-3-338.

RECEIVING: Notre Dame-FLOYD, Michael 13-159; RIDDICK, Theo 6-62; EIFERT, Tyler 4-51; JONES, TJ 3-28; GRAY, Jonas 1-15. **MICH**-Hemingway, Junior 3-165; Gallon, Jeremy 2-78; Smith, Vincent 2-26; Grady, Kelvin 1-27; Roundtree, Roy 1-16; McColgan, John 1-15; Koger, Kevin 1-11.

**GAME 3:
Eastern Michigan at
Michigan
Michigan Stadium
September 17, 2011
110,343**

1st ...2nd ...3rd ...4th ...FINAL
Eastern Michigan.....03.....0 0 3
Michigan.....0 14..... 14..... 331

ANN ARBOR, Mich. -- Junior quarterback Denard Robinson (Deerfield Beach, Fla./Deerfield Beach) and junior running back Vincent Smith (Pahokee, Fla./Pahokee) each eclipsed 100 yards rushing as the University of Michigan football team ran over Eastern Michigan, 31-3, on Saturday (Sept. 17) at Michigan Stadium. Robinson neared his career high in rushing attempts with 26, amassing 198 yards and a touchdown, while Smith ran the ball nine times for 118 yards.

The Wolverines piled up 376 rushing yards (2 TDs), the most since registering 466 rushing yards against Bowling Green last season. Robinson and Smith became the first Wolverines to both eclipse 100 rushing yards in the same game since Robinson and senior running back Michael Shaw (Trotwood, Ohio/Trotwood-Madison) accomplished the feat last season against Massachusetts. Junior/sophomore tailback Fitzgerald Toussaint (Youngstown, Ohio/Liberty) added 11 carries for 46 yards and punched in a one-yard touchdown in the third quarter.

Robinson completed 7-of-18 passes for 95 yards but still managed to throw for two touchdowns, connecting with senior tight end Kevin Koger (Toledo, Ohio/Whitmer) in the second quarter for Michigan's first touchdown and sophomore wide receiver Drew Dileo (Greenwell Springs, La./Parkview Baptist) in the third quarter. Junior/sophomore wide-out Jeremy Gallon (Apopka, Fla./Apopka) was Robinson's favorite target, grabbing three passes for a team-high 43 yards.

On defense, junior/sophomore safety Thomas Gordon (Detroit, Mich./Cass Technical) tallied his first career fumble recovery and first career interception while adding six tackles. Both of Gordon's takeaways keyed U-M's first-half defense. In his first career start, junior outside linebacker Brandin Hawthorne (Pahokee, Fla./Pahokee) earned his first double-digit tackle performance with a team-high 10 stops, including a tackle-for-loss. Junior Craig Roh (Scottsdale, Ariz./Chaparral) made five tackles, including his first sack of the season, and sophomore Jibreel Black (Cincinnati, Ohio/Wyoming) registered four tackles and his first career forced fumble.

Michigan only tallied 32 total offensive yards in the first quarter while allowing Eastern Michigan to gain 122 yards on the ground. The Eagles moved the ball into red zone on two early drives, but EMU could only put three points on the scoreboard. On the first drive, Eastern Michigan opted to go for the end zone on fourth-and-goal from the one-yard line, but senior/junior safety Jordan Kovacs (Curtice, Ohio/Clay) stuffed the leaping Eagles ball carrier short of the goal line to force a turnover on downs. EMU stalled at the four-yard line on the second drive and kicked a 21-yard field goal for a 3-0 lead to start the second quarter.

The game began to turn in Michigan's favor early in the second quarter when Gordon made a miraculous one-handed interception three yards shy of the Michigan goal line on an EMU trick pass play. The offense proceeded to march 97 yards down the field for a touchdown and Michigan's first lead of the game, 7-3. Robinson rushed on the drive's first four plays for 76 yards, including a season-long 52-yard scamper, and capped the scoring drive by tossing a nine-yard touchdown pass to Koger.

The Maize and Blue tacked on another touchdown with 39 seconds left in the second quarter to take a 14-3 lead heading into halftime. Michigan moved the ball downfield quickly, covering 87 yards in just six plays. All six plays were runs, featuring Robinson and Smith. Both Robinson and Smith registered 38 rushing yards on the drive, with Robinson earning four carries and Smith doing it on one long run up the left sidelines. Robinson finished the drive with an untouched 11-yard touchdown up the middle of the field on a designed quarterback run.

Michigan began to pull away from Eastern Michigan in the second half with long, sustained touchdown drives. Toussaint recorded his third rushing touchdown of the season on U-M's opening drive of the third quarter, diving across the goal line from one yard out to put the Wolverines ahead of the Eagles, 21-3. Dileo added another Michigan touchdown -- the first of his career -- on the ensuing possessing, snagging a Robinson bullet on a fake quarterback draw for a 19-yard score with 1:05 left in the third quarter.

Robinson led the Wolverines on another long scoring drive late in the fourth quarter. The 13-play, 84-yard possession stalled inside EMU's five-yard line when a Robinson third-down pass was a little too high for the outstretched hands of senior/junior tight end Brandon Moore (Trotwood, Ohio/Trotwood-Madison) in the end zone. Michigan settled for its first field goal of the season -- a 21-yarder -- by junior/sophomore placekicker Brendan Gibbons (West Palm Beach, Fla./Cardinal Newman) for the game's final score, 31-3.



SCORING SUMMARY

First Quarter
no scoring
Second Quarter
EMU: FULKERSON 21 yd field goal
MICH: Koger 9 yd pass from Robinson (Gibbons kick)
MICH: Robinson 11 yd run (Gibbons kick)
Third Quarter
MICH: Toussaint 1 yd run (Gibbons kick)
MICH: Dileo 19 yd pass from Robinson (Gibbons kick)
Third Quarter
MICH: Gibbons 21 yd field goal

TEAM STATISTICS

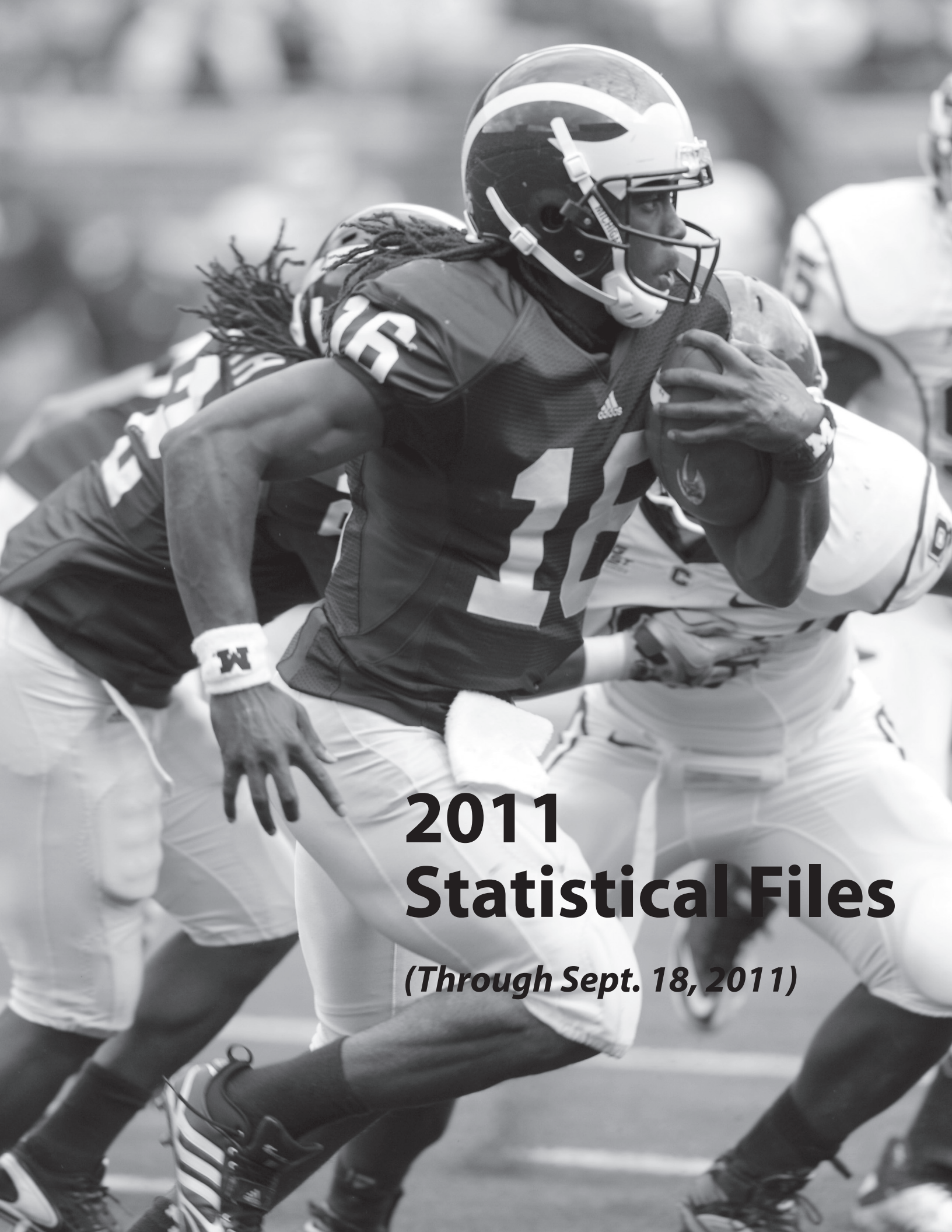
Category	EMU	U-M
FIRST DOWNS	12	24
RUSHES-YARDS (NET)	46-207	50-376
PASSING YDS (NET)	29	95
Passes Att-Comp-Int	6-3-1	18-7-1
TOTAL OFFENSE	52-236	68-471
Fumble Returns-Yards	0-0	0-0
Punt Returns-Yards	2-16	3-17
Kickoff Returns-Yards	6-122	2-31
Interceptions-Yards	1-0	1-0
Punts (Number-Avg)	5-43.6	3-35.0
Fumbles-Lost	1-1	1-0
Penalties-Yards	5-45	2-17
Possession Time	27:45	32:15
Third-Down Conv.	4 of 12	9 of 14
Fourth-Down Conv.	1 of 2	0 of 1
Red-Zone	1-2	5-5
Sacks By: Number-Yards	0-0	1-6

INDIVIDUAL STATISTICS

RUSHING: Eastern Michigan-GREENE, Javonti 21-80; GILLET, Alex 11-61; WHITE, D. 7-34; ALLEN, Tyler 1-18; BRUMFIELD, Ryan 5-12; FLEMING, Joe 1-2. **Michigan**-Robinson, Denard 26-198; Smith, Vincent 9-118; Toussaint Fitzgerald 11-46; Gardner, Devin 1-7; Rawls, Thomas 2-4; Shaw, Michael 1-3.

PASSING: Eastern Michigan-GILLET, Alex 3-5-0-29; BENZ, Tyler 0-1-1-0. **Michigan**-Robinson, Denard 7-18-1-95.

RECEIVING: Eastern Michigan-SHELBY, Julius 1-18; THOMAS, Kinsman 1-6; RUSSELL, T. 1-5. **Michigan**-Gallon, Jeremy 3-43; Koger, Kevin 2-21; Dileo, Drew 1-19; Jackson, Jeremy 1-12.



2011 Statistical Files

(Through Sept. 18, 2011)

The Automated ScoreBook
Michigan Game Results (as of Sep 17, 2011)
All games

Date	Opponent		Score	Overall	Conference	Time	Attend
Sep 03, 2011	WESTERN MICHIGAN	W	34-10	1-0	0-0	3:35	110506
Sep 10, 2011	NOTRE DAME	W	35-31	2-0	0-0	3:30	114804
Sep 17, 2011	EASTERN MICHIGAN	W	31-3	3-0	0-0	2:56	110343

The Automated ScoreBook
Michigan Overall Team Statistics (as of Sep 17, 2011)
All games

Team Statistics	MICH	OPP
SCORING	100	44
Points Per Game	33.3	14.7
FIRST DOWNS	57	57
Rushing	33	27
Passing	20	25
Penalty	4	5
RUSHING YARDAGE	680	501
Yards gained rushing	710	543
Yards lost rushing	30	42
Rushing Attempts	102	104
Average Per Rush	6.7	4.8
Average Per Game	226.7	167.0
TDs Rushing	6	2
PASSING YARDAGE	531	527
Comp-Att-Int	27-55-4	52-76-4
Average Per Pass	9.7	6.9
Average Per Catch	19.7	10.1
Average Per Game	177.0	175.7
TDs Passing	6	3
TOTAL OFFENSE	1211	1028
Total Plays	157	180
Average Per Play	7.7	5.7
Average Per Game	403.7	342.7
KICK RETURNS: #-Yards	10-186	18-399
PUNT RETURNS: #-Yards	5-43	7-42
INT RETURNS: #-Yards	4-112	4-0
KICK RETURN AVERAGE	18.6	22.2
PUNT RETURN AVERAGE	8.6	6.0
INT RETURN AVERAGE	28.0	0.0
FUMBLES-LOST	3-0	8-6
PENALTIES-Yards	12-104	22-170
Average Per Game	34.7	56.7
PUNTS-Yards	10-380	11-445
Average Per Punt	38.0	40.5
Net punt average	33.8	36.5
TIME OF POSSESSION/Game	24:30	30:01
3RD-DOWN Conversions	15/29	18/37
3rd-Down Pct	52%	49%
4TH-DOWN Conversions	1/2	2/3
4th-Down Pct	50%	67%
SACKS BY-Yards	3-22	1-5
MISC YARDS	0	0
TOUCHDOWNS SCORED	14	5
FIELD GOALS-ATTEMPTS	1-1	3-5
ON-SIDE KICKS	0-0	0-0
RED-ZONE SCORES	(10-10) 100%	(6-10) 60%
RED-ZONE TOUCHDOWNS	(9-10) 90%	(4-10) 40%
PAT-ATTEMPTS	(13-14) 93%	(5-5) 100%
ATTENDANCE	335653	0
Games/Avg Per Game	3/111884	0/0
Neutral Site Games		0/0

Score by Quarters	1st	2nd	3rd	4th	oT	Total
Michigan	0	41	28	31	0	100
Opponents	21	9	7	7	0	44

The Automated ScoreBook
Michigan Overall Individual Statistics (as of Sep 17, 2011)
All games

<u>Rushing</u>	<u>gp-gs</u>	<u>att</u>	<u>gain</u>	<u>loss</u>	<u>net</u>	<u>avg</u>	<u>td</u>	<u>lg</u>	<u>avg/g</u>
Robinson, Denard	3-3	50	370	18	352	7.0	2	52	117.3
Smith, Vincent	3-0	12	132	0	132	11.0	0	38	44.0
Toussaint Fitzgerald	2-2	22	129	3	126	5.7	3	43	63.0
Shaw, Michael	3-1	7	58	4	54	7.7	1	44	18.0
Hopkins, Stephen	2-0	5	10	0	10	2.0	0	3	5.0
Gardner, Devin	1-0	1	7	0	7	7.0	0	7	7.0
Rawls, Thomas	1-0	2	4	0	4	2.0	0	3	4.0
TEAM	2-0	3	0	5	-5	-1.7	0	0	-2.5
Total	3	102	710	30	680	6.7	6	52	226.7
Opponents	3	104	543	42	501	4.8	2	38	167.0

<u>Passing</u>	<u>gp-gs</u>	<u>effic</u>	<u>comp-att-int</u>	<u>pct</u>	<u>yds</u>	<u>td</u>	<u>lg</u>	<u>avg/g</u>
Robinson, Denard	3-3	151.64	27-55-4	49.1	531	6	77	177.0
Total	3	151.64	27-55-4	49.1	531	6	77	177.0
Opponents	3	129.17	52-76-4	68.4	527	3	29	175.7

<u>Receiving</u>	<u>gp-gs</u>	<u>no.</u>	<u>yds</u>	<u>avg</u>	<u>td</u>	<u>lg</u>	<u>avg/g</u>
Gallon, Jeremy	3-0	7	135	19.3	1	64	45.0
Koger, Kevin	3-3	5	48	9.6	1	12	16.0
Hemingway, Junior	3-3	4	202	50.5	1	77	67.3
Roundtree, Roy	3-3	3	29	9.7	1	16	9.7
Grady, Kelvin	3-2	2	42	21.0	0	27	14.0
Smith, Vincent	3-0	2	26	13.0	1	21	8.7
Dileo, Drew	3-0	2	22	11.0	1	19	7.3
McColgan, John	3-1	1	15	15.0	0	15	5.0
Jackson, Jeremy	3-0	1	12	12.0	0	12	4.0
Total	3	27	531	19.7	6	77	177.0
Opponents	3	52	527	10.1	3	29	175.7

<u>Punt Returns</u>	<u>no.</u>	<u>yds</u>	<u>avg</u>	<u>td</u>	<u>lg</u>
Gallon, Jeremy	4	43	10.8	0	21
Dileo, Drew	1	0	0.0	0	0
Total	5	43	8.6	0	21
Opponents	7	42	6.0	0	15

<u>Interceptions</u>	<u>no.</u>	<u>yds</u>	<u>avg</u>	<u>td</u>	<u>lg</u>
Herron, Brandon	1	94	94.0	1	94
Kovacs, Jordan	1	2	2.0	0	2
Floyd, J.T.	1	16	16.0	0	16
Gordon, Thomas	1	0	0.0	0	0
Total	4	112	28.0	1	94
Opponents	4	0	0.0	0	0

<u>Kick Returns</u>	<u>no.</u>	<u>yds</u>	<u>avg</u>	<u>td</u>	<u>lg</u>
Smith, Vincent	7	129	18.4	0	24
Grady, Kelvin	3	57	19.0	0	25
Total	10	186	18.6	0	25
Opponents	18	399	22.2	0	38

<u>Fumble Returns</u>	<u>no.</u>	<u>yds</u>	<u>avg</u>	<u>td</u>	<u>lg</u>
Herron, Brandon	1	29	29.0	1	29
Total	1	29	29.0	1	29
Opponents	0	0	0.0	0	0

The Automated ScoreBook
Michigan Overall Individual Statistics (as of Sep 17, 2011)
All games

Scoring	td	fg	PAT				dpx	saf	pts
			kick	rush	rcv	pass			
Toussaint Fitzgerald	3	-	-	-	-	-	-	-	18
Gibbons, Brendan	-	1-1	13-14	-	-	-	-	-	16
Herron, Brandon	2	-	-	-	-	-	-	-	12
Robinson, Denard	2	-	-	-	-	-	-	-	12
Roundtree, Roy	1	-	-	-	-	-	-	-	6
Koger, Kevin	1	-	-	-	-	-	-	-	6
Shaw, Michael	1	-	-	-	-	-	-	-	6
Hemingway, Junior	1	-	-	-	-	-	-	-	6
Dileo, Drew	1	-	-	-	-	-	-	-	6
Gallon, Jeremy	1	-	-	-	-	-	-	-	6
Smith, Vincent	1	-	-	-	-	-	-	-	6
Total	14	1-1	13-14	-	-	-	-	-	100
Opponents	5	3-5	5-5	-	-	-	-	-	44

Total Offense	g	plays	rush	pass	total	avg/g
Robinson, Denard	3	105	352	531	883	294.3
Smith, Vincent	3	12	132	0	132	44.0
Toussaint Fitzgerald	2	22	126	0	126	63.0
Shaw, Michael	3	7	54	0	54	18.0
Hopkins, Stephen	2	5	10	0	10	5.0
Gardner, Devin	1	1	7	0	7	7.0
Rawls, Thomas	1	2	4	0	4	4.0
TEAM	2	3	-5	0	-5	-2.5
Total	3	157	680	531	1211	403.7
Opponents	3	180	501	527	1028	342.7

Field Goals	fg	pct.	01-19	20-29	30-39	40-49	50-99	lg	blk
Gibbons, Brendan	1-1	100.0	0-0	1-1	0-0	0-0	0-0	21	0

FG Sequence	Michigan	Opponents
Western Michigan	-	38,(36)
Notre Dame	-	(38)
Eastern Michigan	(21)	(21),50

Numbers in (parentheses) indicate field goal was made.

Punting	no.	yds	avg	lg	tb	fc	i20	50+	blk
Wile, Matt	10	380	38.0	47	0	3	2	0	0
Total	10	380	38.0	47	0	3	2	0	0
Opponents	11	445	40.5	53	0	4	6	2	0

Kickoffs	no.	yds	avg	tb	ob	retn	net	ydln
Wile, Matt	18	1106	61.4	0	0			
Total	18	1106	61.4	0	0	22.2	39.3	30
Opponents	11	752	68.4	1	0	18.6	49.6	20

The Automated ScoreBook
Michigan Overall Defensive Statistics (as of Sep 17, 2011)
All games

##	Defensive Leaders	gp-gs	Tackles				tfl/yds	Sacks		Pass defense			Fumbles		blkd	
			ua	a	tot			no-yds	int-yds	brup	qbh	rcv-yds	ff	kick	saf	
32	Kovacs, Jordan	3-3	16	10	26	2.0-16	2.0-16	1-2	1	.	.	1	.	.		
25	Demens, Kenny	3-3	16	7	23	1.0-2		
30	Gordon, Thomas	3-3	11	12	23	1.0-2	.	1-0	.	.	1-0	.	.	.		
7A	Hawthorne, Brandin	2-1	11	5	16	2.0-5	.	.	1		
8	Floyd, J.T.	3-2	7	5	12	.	.	1-16	2		
55	Black, Jibreel	3-0	7	3	10	1	.	.		
3	Robinson, Marvin	3-1	7	3	10	1	.	.		
53	Van Bergen, Ryan	3-3	3	6	9	1.0-2	2-0	.	.	.		
90	Ryan, Jake	3-2	4	4	8	2.0-4		
58	Herron, Brandon	1-1	1	7	8	.	.	1-94	.	.	1-29	.	.	.		
5	Avery, Courtney	3-2	3	4	7	.	.	.	1		
42	Fitzgerald, J.B.	3-0	3	3	6		
68	Martin, Mike	3-3	1	5	6	1.0-2		
88	Roh, Craig	3-3	3	2	5	1.0-6	1.0-6		
39	Heininger, Will	3-3	2	3	5	1.0-3	.	.	1		
29	Woolfolk, Troy	3-2	5	.	5		
13	Johnson, Carvin	3-0	2	2	4		
97	Beyer, Brennen	2-0	1	2	3		
5G	Clark, Frank	3-0	2	1	3		
45	Wile, Matt	3-0	3	.	3		
49	McColgan, John	3-1	2	.	2		
2H	Cavanaugh, Matthew	3-0	.	2	2		
44	Morgan, Desmond	2-1	.	2	2		
14	Furman, Josh	2-0	1	.	1		
21	Hemingway, Junior	3-3	1	.	1		
2A	Taylor, Raymon	1-0	.	1	1		
27	Jones, Mike	3-0	1	.	1		
73	Campbell, William	3-0	1	.	1	1-0	.	.	.		
76	Washington, Quinton	2-0	1	.	1		
31	Van Slyke, Jared	3-0	.	1	1		
10	Gallon, Jeremy	3-0	1	.	1		
2	Smith, Vincent	3-0	1	.	1		
18	Countess, Blake	2-0	1	.	1		
82	Robinson, Terrence	2-0	1-0	.	.	.		
Total		3	118	90	208	12-42	3-22	4-112	6	.	6-29	3	.	.		
Opponents		3	95	56	151	11-25	1-5	4-0	4	.	.	2	1	.		

The Automated ScoreBook
Michigan Team Game-by-Game (as of Sep 17, 2011)
All games

TEAM STATISTICS

Date	Opponent	Rushing				Receiving				Passing				Kick Returns				Punt Returns				tot off		
		no.	yds	td	lg	no.	yds	td	lg	cmp	att	int	yds	td	lg	no.	yds	td	lg	no.	yds		td	lg
Sep 03	WESTERN MICHIGAN	26	190	3	44	9	98	0	37	9	13	0	98	0	37	3	57	0	25	1	5	0	5	288
Sep 10	NOTRE DAME	26	114	1	39	11	338	4	77	11	24	3	338	4	77	5	98	0	24	1	21	0	21	452
Sep 17	EASTERN MICHIGAN	50	376	2	52	7	95	2	24	7	18	1	95	2	24	2	31	0	17	3	17	0	9	471
Opponents		102	680	6	52	27	531	6	77	27	55	4	531	6	77	10	186	0	25	5	43	0	21	1211
Opponents		104	501	2	38	52	527	3	29	52	76	4	527	3	29	18	399	0	38	7	42	0	15	1028

Games played: 3
 Avg per rush: 6.7
 Avg per catch: 19.7
 Pass efficiency: 151.64
 Kick ret avg: 18.6
 Punt ret avg: 8.6
 All purpose avg/game: 517.3
 Total offense avg/gm: 403.7

Date	Opponent	Tackles				Sacks	Fumble		Pass Defense			Blkd	PAT Attempts				pts	
		ua	a	total	tfl-yds		no-yds	ff	fr-yds	int-yds	qbh		brup	kick	kick	rush		rcv
Sep 03	WESTERN MICHIGAN	31	36	67	4.0-20	2.0-16	1	2-29	1-94	0	4	0	4-5	0	0	0	0	34
Sep 10	NOTRE DAME	49	24	73	4.0-9	0.0-0	1	3-0	2-18	0	2	0	5-5	0	0	0	0	35
Sep 17	EASTERN MICHIGAN	38	30	68	4.0-13	1.0-6	1	1-0	1-0	0	0	0	4-4	0	0	0	0	31
Opponents		118	90	208	12.0-42	3.0-22	3	6-29	4-112	0	6	0	13-14	0	0	0	0	100
Opponents		95	56	151	11.0-25	1.0-5	2	0-0	4-0	0	4	1	5-5	0	0	0	0	44

Date	Opponent	Punting							Field Goals			Kickoffs						
		no.	yds	avg	long	blkd	tb	fc	50+	i20	md-att	long	blkd	no.	yds	avg	tb	ob
Sep 03	WESTERN MICHIGAN	2	82	41.0	47	0	0	0	0	1	0-0	0	0	6	395	65.8	0	0
Sep 10	NOTRE DAME	5	193	38.6	47	0	0	2	0	1	0-0	0	0	6	361	60.2	0	0
Sep 17	EASTERN MICHIGAN	3	105	35.0	41	0	0	1	0	0	1-1	21	0	6	350	58.3	0	0
Opponents		10	380	38.0	47	0	0	3	0	2	1-1	21	0	18	1106	61.4	0	0
Opponents		11	445	40.5	53	0	0	4	2	6	3-5	38	0	11	752	68.4	1	0

The Automated ScoreBook
Michigan Opponent Game-by-Game (as of Sep 17, 2011)
All games

OPPONENT STATISTICS

Date	Opponent	Rushing				Receiving				Passing				Kick Returns				Punt Returns				tot off		
		no.	yds	td	lg	no.	yds	td	lg	cmp	att	int	yds	td	lg	no.	yds	td	lg	no.	yds		td	lg
Sep 03	WESTERN MICHIGAN	25	96	1	24	22	183	0	20	22	31	1	183	0	20	6	188	0	38	2	16	0	11	279
Sep 10	NOTRE DAME	33	198	1	38	27	315	3	29	27	39	2	315	3	29	6	89	0	34	3	10	0	13	513
Sep 17	EASTERN MICHIGAN	46	207	0	19	3	29	0	18	3	6	1	29	0	18	6	122	0	32	2	16	0	15	236
Michigan		104	501	2	38	52	527	3	29	52	76	4	527	3	29	18	399	0	38	7	42	0	15	1028
Michigan		102	680	6	52	27	531	6	77	27	55	4	531	6	77	10	186	0	25	5	43	0	21	1211

Games played: 3
 Avg per rush: 4.8
 Avg per catch: 10.1
 Pass efficiency: 129.17
 Kick ret avg: 22.2
 Punt ret avg: 6.0
 All purpose avg/game: 489.7
 Total offense avg/gm: 342.7

Date	Opponent	Tackles				Sacks no-yds	Fumble		Pass Defense			Blkd kick	PAT Attempts				saf	pts
		ua	a	total	tfl-yds		ff	fr-yds	int-yds	qbh	brup		kick	rush	rcv			
Sep 03	WESTERN MICHIGAN	26	16	42	2.0-2	0.0-0	0	0-0	0-0	0	1	1	1-1	0	0	0	0	10
Sep 10	NOTRE DAME	29	12	41	5.0-17	1.0-5	1	0-0	3-0	0	1	0	4-4	0	0	0	0	31
Sep 17	EASTERN MICHIGAN	40	28	68	4.0-6	0.0-0	1	0-0	1-0	0	2	0	0-0	0	0	0	0	3
Michigan		95	56	151	11.0-25	1.0-5	2	0-0	4-0	0	4	1	5-5	0	0	0	0	44
Michigan		118	90	208	12.0-42	3.0-22	3	6-29	4-112	0	6	0	13-14	0	0	0	0	100

Date	Opponent	Punting							Field Goals			Kickoffs						
		no.	yds	avg	long	blkd	tb	fc	50+	i20	md-att	long	blkd	no.	yds	avg	tb	ob
Sep 03	WESTERN MICHIGAN	2	93	46.5	49	0	0	1	0	1	1-2	36	0	3	205	68.3	0	0
Sep 10	NOTRE DAME	4	134	33.5	52	0	0	1	1	2	1-1	38	0	6	414	69.0	1	0
Sep 17	EASTERN MICHIGAN	5	218	43.6	53	0	0	2	1	3	1-2	21	0	2	133	66.5	0	0
Michigan		11	445	40.5	53	0	0	4	2	6	3-5	38	0	11	752	68.4	1	0
Michigan		10	380	38.0	47	0	0	3	0	2	1-1	21	0	18	1106	61.4	0	0

The Automated ScoreBook
Michigan Red-Zone Results (as of Sep 17, 2011)
All games

Michigan Inside Opponent Red-Zone

Date	Opponent	Score	Times In RZ	Times Scored	Total Pts	Rush TDs	Pass TDs	FGs Made	Failed to score inside RZ						
									FGA	Down	Int	Fumb	Half	Game	
Sep 03, 2011	WESTERN MICHIGAN	W 34-10	2	2	13	2	2	0	0	0	0	0	0	0	0
Sep 10, 2011	NOTRE DAME	W 35-31	3	3	21	3	1	2	0	0	0	0	0	0	0
Sep 17, 2011	EASTERN MICHIGAN	W 31-3	5	5	31	4	2	2	1	0	0	0	0	0	0
Totals			10	10	65	9	5	4	1	0	0	0	0	0	0

10 of 10 (100.0%)

Opponents Inside Michigan Red-Zone

Date	Opponent	Score	Times In RZ	Times Scored	Total Pts	Rush TDs	Pass TDs	FGs Made	Failed to score inside RZ						
									FGA	Down	Int	Fumb	Half	Game	
Sep 03, 2011	WESTERN MICHIGAN	W 34-10	3	2	10	1	1	0	1	0	0	1	0	0	0
Sep 10, 2011	NOTRE DAME	W 35-31	5	3	21	3	1	2	0	0	0	1	1	0	0
Sep 17, 2011	EASTERN MICHIGAN	W 31-3	2	1	3	0	0	0	1	0	1	0	0	0	0
Totals			10	6	34	4	2	2	2	0	1	2	1	0	0

6 of 10 (60.0%)

The Automated ScoreBook
Michigan By-Quarter Statistics (as of Sep 17, 2011)
All games

3rd-Down Conversions

Date	Opponent	Score	Overall	1st Qtr	2nd Qtr	3rd Qtr	4th Qtr	Overtime
Sep 03, 2011	WESTERN MICHIGAN	W 34-10	3-6 50.0	2-3 66.7	1-2 50.0	0-1 0.0		
Sep 10, 2011	NOTRE DAME	W 35-31	3-9 33.3	0-2 0.0	0-3 0.0	1-2 50.0	2-2 100.0	
Sep 17, 2011	EASTERN MICHIGAN	W 31-3	9-14 64.3	0-2 0.0	1-3 33.3	5-5 100.0	3-4 75.0	
	Michigan		15-29 51.7	2-7 28.6	2-8 25.0	6-8 75.0	5-6 83.3	0-0 0.0
	Opponents		18-37 48.6	5-9 55.6	4-12 33.3	5-8 62.5	4-8 50.0	0-0 0.0

4th-Down Conversions

Date	Opponent	Score	Overall	1st Qtr	2nd Qtr	3rd Qtr	4th Qtr	Overtime
Sep 03, 2011	WESTERN MICHIGAN	W 34-10	1-1 100.0	1-1 100.0	0-0 0.0	0-0 0.0		
Sep 10, 2011	NOTRE DAME	W 35-31	0-0 0.0	0-0 0.0	0-0 0.0	0-0 0.0	0-0 0.0	
Sep 17, 2011	EASTERN MICHIGAN	W 31-3	0-1 0.0	0-1 0.0	0-0 0.0	0-0 0.0	0-0 0.0	
	Michigan		1-2 50.0	1-2 50.0	0-0 0.0	0-0 0.0	0-0 0.0	0-0 0.0
	Opponents		2-3 66.7	2-3 66.7	0-0 0.0	0-0 0.0	0-0 0.0	0-0 0.0

Time of Possession

Date	Opponent	Score	Overall	1st Qtr	2nd Qtr	3rd Qtr	4th Qtr	Overtime
Sep 03, 2011	WESTERN MICHIGAN	W 34-10	18:15	7:49	6:49	3:37		
Sep 10, 2011	NOTRE DAME	W 35-31	22:59	5:39	5:04	6:16	6:00	
Sep 17, 2011	EASTERN MICHIGAN	W 31-3	32:15	4:25	8:43	11:36	7:31	
	Michigan	Total	73:29	17:53	20:36	21:29	13:31	0:00
		Avg.	24:29	5:57	6:52	7:09	4:30	0:00
	Opponents	Total	90:04	27:07	24:24	22:04	16:29	0:00
		Avg.	30:01	9:02	8:08	7:21	5:29	0:00

2011 MICHIGAN WOLVERINES GAME-BY-GAME OFFENSE

OPP	---1ST DOWNS---				DOWN CONV.		NET OFF		---RUSHING---			-----PASSING-----						-----TDs-----			FGs	FUM	PEN	PUNTS	
	T	R	P	P	3RD	4TH	TOT	PL	TOT	ATT	AVG	NET	SA-YDS	ATT-COMP	TD	IN	R	P	Rt	M-A	No-Ls	No-Yds	No-Avg	TOP	
WMU	17	9	5	3	3/6	1/1	288	39	190	26	7.3	98	0-0	13-9	0	0	3	0	2	0-0	1-0	1-5	2-41.0	18:15	
ND	16	5	10	1	3/9	0/0	452	50	114	26	4.4	338	1-5	24-11	4	3	1	4	0	0-0	1-0	9-82	5-38.6	22:59	
EMU	24	19	5	0	9/14	0/1	471	68	376	50	7.4	95	0-0	18-7	2	1	2	2	0	1-1	1-0	2-17	3-35.0	32:15	
SDSU																									
MINN																									
AT NW																									
AT MSU																									
PUR																									
AT IOWA																									
AT ILL																									
NEB																									
OSU																									
TOTAL	57	33	20	4	15/29	1/2	1211	157	680	102	6.7	531	1-5	55-27	6	4	6	6	2	1-1	3-0	12-104	10-38.0	24:30	

2011 MICHIGAN WOLVERINES GAME-BY-GAME DEFENSE

OPP	---1ST DOWNS---				DOWN CONV.		NET OFF		---RUSHING---			-----PASSING-----						-----TDs-----			FGs	FUM	PEN	PUNTS	
	T	R	P	P	3RD	4TH	TOT	PL	TOT	ATT	AVG	NET	SA-YDS	ATT-COMP	TD	IN	R	P	Rt	M-A	No-Ls	No-Yds	No-Avg	TOP	
WMU	17	8	9	0	6/11	1/1	279	56	96	25	3.8	183	2-16	31-22	0	1	1	0	0	1-2	3-2	8-50	2-46.5	25:18	
ND	28	9	15	4	8/14	0/0	513	72	198	33	6.0	315	0-0	39-27	3	2	1	3	0	1-1	4-3	9-75	4-33.5	37:01	
EMU	12	10	1	1	4/12	1/2	236	52	207	46	4.5	29	1-6	6-3	0	1	0	0	0	1-2	1-1	5-45	5-43.6	27:45	
SDSU																									
MINN																									
AT NW																									
AT MSU																									
PUR																									
AT IOWA																									
AT ILL																									
NEB																									
OSU																									
TOTAL	57	27	25	5	18/37	2/3	1028	180	501	104	4.8	527	3-22	76-52	3	4	2	3	0	3-5	8-6	22-170	11-40.5	30:01	

MICHIGAN LONGEST PLAYS/20+ FROM SCRIMMAGE

RUSHING

Yards	Play
52	Denard Robinson vs. Eastern Michigan (Sept. 17)
44 td	Michael Shaw vs. Western Michigan (Sept. 3)
43	Fitzgerald Toussaint vs. Western Michigan (Sept. 3)
39	Denard Robinson vs. Notre Dame (Sept. 10)
38	Vincent Smith vs. Eastern Michigan (Sept. 17)
27	Vincent Smith vs. Eastern Michigan (Sept. 17)
22	Denard Robinson vs. Eastern Michigan (Sept. 17)

PASSING

Yards	Play
77	Denard Robinson to Junior Hemingway vs. Notre Dame (Sept. 10)
64	Denard Robinson to Jeremy Gallon vs. Notre Dame (Sept. 10)
45	Denard Robinson to Junior Hemingway vs. Notre Dame (Sept. 10)
43 td	Denard Robinson to Junior Hemingway vs. Notre Dame (Sept. 10)
37	Denard Robinson to Junior Hemingway vs. Western Michigan (Sept. 3)
27	Denard Robinson to Kelvin Grady vs. Notre Dame (Sept. 10)
24	Denard Robinson to Jeremy Gallon vs. Eastern Michigan (Sept. 17)
21 td	Denard Robinson to Vincent Smith (Sept. 10)

PUNT RETURNS

Yards	Play
21	Jeremy Gallon vs. Notre Dame (Sept. 10)

KICKOFF RETURNS

Yards	Play
25	Kelvin Grady vs. Western Michigan (Sept. 3)

INTERCEPTION RETURNS

Yards	Play	Qtr.	Fielded at:
94 td	Brandon Herron vs. Western Michigan (Sept. 3)	2	U-M 6
16	J.T. Floyd vs. Notre Dame (Sept. 10)	2	U-M 2

MISC. RETURNS

29 td	Brandon Herron FR vs. Western Michigan (Sept. 3)	3	WMU 29
-------	--	---	--------

OPPONENT LONGEST PLAYS/20+ FROM SCRIMMAGE

RUSHING

Yards	Play
38	Jonas Gray vs. Notre Dame (Sept. 10)
24	Tevin Drake vs. Western Michigan (Sept. 3)
24	Cierre Wood vs. Notre Dame (Sept. 10)
22	Cierre Wood vs. Notre Dame (Sept. 10)

PASSING

Yards	Play
29 td	Tommy Rees to Michael Floyd vs. Notre Dame (Sept. 10)
25	Tommy Rees to Theo Riddick vs. Notre Dame (Sept. 10)
22	Tommy Rees to Tyler Eifert vs. Notre Dame (Sept. 10)
21	Tommy Rees to Michael Floyd vs. Notre Dame (Sept. 10)
21	Tommy Rees to Michael Floyd vs. Notre Dame (Sept. 10)
20	Alex Carder to Jordan White vs. Western Michigan (Sept. 3)

PUNT RETURNS

Yards	Play
15	Marlon Parker vs. Eastern Michigan (Sept. 17)

KICKOFF RETURNS

Yards	Play
38	Dervon Wallace vs. Western Michigan (Sept. 3)

INTERCEPTION RETURNS

Yards	Play	Qtr.	Fielded at:
0	Four interceptions, no return yards		

WEEK-BY-WEEK LEADERS

Opponent	Rushes	Rushing Yards	Receptions	Receiving Yards	Tackles	TFLs	Sacks
Western Michigan	11, Toussaint	80, Toussaint	2, Koger/Gallon/Roundtree	37, Hemingway	10, Kovacs	2.0, Kovacs	2.0, Kovacs
Notre Dame	16, D. Robinson	108, D. Robinson	3, Hemingway	165, Hemingway	12, Demens	1.0, Many	--
Eastern Michigan	26, D. Robinson	198, D. Robinson	3, Gallon	43, Gallon	10, Hawthorne	1.0, Many	1.0, Roh
San Diego State							
Minnesota							
at Northwestern							
at Michigan State							
Purdue							
at Iowa							
at Illinois							
Nebraska							
Ohio State							

MICHIGAN SINGLE GAME BESTS

INDIVIDUAL GAME HIGHS

Rushing Attempts: 26, Denard Robinson vs. Eastern Michigan (Sept. 17)
Rushing Yards: 198, Denard Robinson vs. Eastern Michigan (Sept. 17)
Rushing TDs: 2, Fitzgerald Toussaint vs. Western Michigan (Sept. 3)
Pass Attempts: 24, Denard Robinson vs. Notre Dame (Sept. 10)
Pass Completions: 11, Denard Robinson vs. Notre Dame (Sept. 10)
Passing Yards: 338, Denard Robinson vs. Notre Dame (Sept. 10)
Passing TDs: 4, Denard Robinson vs. Notre Dame (Sept. 10)
Receptions: 3, Hemingway vs. ND (Sept. 10) / Gallon vs. EMU (Sept. 17)
Receiving Yards: 165, Junior Hemingway vs. Notre Dame (Sept. 10)
Receiving TDs: 1, By six players
Total Plays: 44, Denard Robinson vs. Eastern Michigan (Sept. 17)
Total Yards: 446, Denard Robinson vs. Notre Dame (Sept. 10)
Points Kicking: 5, Brendan Gibbons vs. Notre Dame (Sept. 10)
Field Goals Made: 1, Brendan Gibbons vs. Eastern Michigan (Sept. 17)
Field Goals Attempted: 1, Brendan Gibbons vs. Eastern Michigan (Sept. 17)
PATs Attempted: 5, Brendan Gibbons twice, last vs. Notre Dame (Sept. 10)
PATs Made: 5, Brendan Gibbons vs. Notre Dame (Sept. 10)
Punting Attempts: 5, Matt Wile vs. Notre Dame (Sept. 10)
Punting Yards: 165, Matt Wile vs. Notre Dame (Sept. 10)
Punting Average: 41.0, Matt Wile vs. Western Michigan (Sept. 3)
Punt Returns: 2, Jeremy Gallon vs. Eastern Michigan (Sept. 17)
Punt Return Yards: 21, Jeremy Gallon vs. Notre Dame (Sept. 10)
Kickoff Returns: 5, Vincent Smit vs. Notre Dame (Sept. 10)
Kickoff Return Yards: 98, Vincent Smith vs. Notre Dame (Sept. 10)
Interceptions: 1, four times, last vs. Notre Dame (Sept. 10)
Interception Yards: 94, Brandon Herron vs. Western Michigan (Sept. 3)
Tackles: 12, Kenny Demens vs. Notre Dame (Sept. 10)
Solo Tackles: 8, Kenny Demens vs. Notre Dame (Sept. 10)
Tackles for Loss: 2.0, Jordan Kovacs vs. Western Michigan (Sept. 3)
Tackles for Loss Yardage: 16, Jordan Kovacs vs. Western Michigan (Sept. 3)
Sacks: 2.0, Jordan Kovacs vs. Western Michigan (Sept. 3)
Sack Yardage: 16, Jordan Kovacs vs. Western Michigan (Sept. 3)
Pass Breakups: 1, three times, last vs. Notre Dame (Sept. 10)

TEAM GAME HIGHS

Rushing Attempts: 50, vs. Eastern Michigan (Sept. 17)
Rushing Yards: 376, vs. Eastern Michigan (Sept. 17)
Rushing TDs: 3 vs. Western Michigan (Sept. 3)
Yards Per Rush: 7.5, vs. Eastern Michigan (Sept. 17)
Passing Attempts: 24 vs. Notre Dame (Sept. 10)
Passing Completions: 11 vs. Notre Dame (Sept. 10)
Passing Yards: 338 vs. Notre Dame (Sept. 10)
Passing TDs: 4 vs. Notre Dame (Sept. 10)
Yards Per Completion: 30.7 vs. Notre Dame (Sept. 10)
Total Plays: 68 vs. Eastern Michigan (Sept. 17)
Total Yards: 471 vs. Eastern Michigan (Sept. 17)
Yards Per Play: 9.0 vs. Notre Dame (Sept. 10)
Points: 35 vs. Notre Dame (Sept. 10)
Touchdowns Scored: 5, twice, last vs. Notre Dame (Sept. 10)
Field Goals Attempted: 1, vs. Eastern Michigan (Sept. 17)
Field Goals Made: 1, vs. Eastern Michigan (Sept. 17)
PATs Attempted: 5, twice, last vs. Notre Dame (Sept. 10)
PATs Made: 5 vs. Notre Dame (Sept. 10)
Punting Attempts: 5 vs. Notre Dame (Sept. 10)
Punting Yards: 193 vs. Notre Dame (Sept. 10)
Punting Average: 41.0 vs. Western Michigan (Sept. 3)
Punt Return Attempts: 2, vs. Eastern Michigan (Sept. 17)
Punt Return Yards: 21 vs. Notre Dame (Sept. 10)
Kickoff Return Attempts: 5 vs. Notre Dame (Sept. 10)
Kickoff Return Yards: 98 vs. Notre Dame (Sept. 10)
Interceptions: 2 vs. Notre Dame (Sept. 10)
Interception Yards: 94 vs. Western Michigan (Sept. 3)
Turnovers Gained: 5 vs. Notre Dame (Sept. 10)
Turnovers Lost: 3 vs. Notre Dame (Sept. 10)
Sacks: 2 vs. Western Michigan (Sept. 3)
Sacks Against: 1 vs. Notre Dame (Sept. 10)
First Downs: 24 vs. Eastern Michigan (Sept. 17)
Penalties: 9 vs. Notre Dame (Sept. 10)
Penalty Yards: 82 vs. Notre Dame (Sept. 10)

INDIVIDUAL GAME HIGHS

Rushing Attempts: 25, Cierre Wood vs. Notre Dame (Sept. 10)
Rushing Yards: 134, Cierre Wood vs. Notre Dame (Sept. 10)
Rushing TDs: 1, twice, last Cierre Wood vs. Notre Dame (Sept. 10)
Pass Attempts: 39, Tommy Rees vs. Notre Dame (Sept. 10)
Pass Completions: 27, Tommy Rees vs. Notre Dame (Sept. 10)
Passing Yards: 183, Alex Carder vs. Western Michigan (Sept. 3)
Passing TDs: 3, Tommy Rees vs. Notre Dame (Sept. 10)
Receptions: 13, Michael Floyd vs. Notre Dame (Sept. 10)
Receiving Yards: 119, Jordan White vs. Western Michigan (Sept. 3)
Receiving TDs: 2, Theo Riddick vs. Notre Dame (Sept. 10)
Total Plays: 39, Tommy Rees vs. Notre Dame (Sept. 10)
Total Yards: 315, Tommy Rees vs. Notre Dame (Sept. 10)
Points Kicking: 7, David Ruffer vs. Notre Dame (Sept. 10)
Field Goals Made: 1, twice, last vs. Notre Dame (Sept. 10)
Field Goals Attempted: 2, John Potter vs. Western Michigan (Sept. 3)
PATs Attempted: 4, David Ruffer vs. Notre Dame (Sept. 10)
PATs Made: 4, David Ruffer vs. Notre Dame (Sept. 10)
Punting Attempts: 5, Jay Karutz vs. Eastern Michigan (Sept. 17)
Punting Yards: 218, Jay Karutz vs. Eastern Michigan (Sept. 17)
Punting Average: 46.5, Ben Armer vs. Western Michigan (Sept. 3)
Punt Returns: 3, John Goodman vs. Notre Dame (Sept. 10)
Punt Return Yards: 16, twice, last vs. Eastern Michigan (Sept. 17)
Kickoff Returns: 6, Dervon Wallace vs. Western Michigan (Sept. 3)
Kickoff Return Yards: 188, Dervon Wallace vs. Western Michigan (Sept. 3)
Interceptions: 1, four times, last vs. Notre Dame (Sept. 10)
Interception Yards: 0
Tackles: 9, Justin Cudworth vs. Eastern Michigan (Sept. 17)
Solo Tackles: 7, Lewis Toler vs. Western Michigan (Sept. 3)
Tackles for Loss: 2, Dan Fox vs. Notre Dame (Sept. 10)
Tackles for Loss Yardage: 6, Dan Fox vs. Notre Dame (Sept. 10)
Sacks: 1, Dan Fox vs. Notre Dame (Sept. 10)
Sack Yardage: 5, Dan Fox vs. Notre Dame (Sept. 10)
Pass Breakups: 1, three times, last vs. Eastern Michigan (Sept. 17)

TEAM GAME HIGHS

Rushing Attempts: 33 vs. Notre Dame (Sept. 10)
Rushing Yards: 198 vs. Notre Dame (Sept. 10)
Rushing TDs: 1, twice, last vs. Notre Dame (Sept. 10)
Yards Per Rush: 6.0 vs. Notre Dame (Sept. 10)
Passing Attempts: 39 vs. Notre Dame (Sept. 10)
Passing Completions: 27 vs. Notre Dame (Sept. 10)
Passing Yards: 315 vs. Notre Dame (Sept. 10)
Passing TDs: 3 vs. Notre Dame (Sept. 10)
Yards Per Completion: 11.7 vs. Notre Dame (Sept. 10)
Total Plays: 72 vs. Notre Dame (Sept. 10)
Total Yards: 513 vs. Notre Dame (Sept. 10)
Yards Per Play: 7.1 vs. Notre Dame (Sept. 10)
Points: 31 vs. Notre Dame (Sept. 10)
Touchdowns Scored: 4 vs. Notre Dame (Sept. 10)
Field Goals Attempted: 2, twice, last vs. Eastern Michigan (Sept. 17)
Field Goals Made: 1, three times, last vs. Eastern Michigan (Sept. 17)
PATs Attempted: 4 vs. Notre Dame (Sept. 10)
PATs Made: 4 vs. Notre Dame (Sept. 10)
Punting Attempts: 5 vs. Eastern Michigan (Sept. 17)
Punting Yards: 218 vs. Eastern Michigan (Sept. 17)
Punting Average: 43.6 vs. Eastern Michigan (Sept. 17)
Punt Return Attempts: 3 vs. Notre Dame (Sept. 10)
Punt Return Yards: 16 vs. Eastern Michigan (Sept. 17)
Kickoff Return Attempts: 6 vs. Eastern Michigan (Sept. 17)
Kickoff Return Yards: 188 vs. Western Michigan (Sept. 3)
Interceptions: 3 vs. Notre Dame (Sept. 10)
Interception Yards: 0
Turnovers Gained: 3 vs. Notre Dame (Sept. 10)
Turnovers Lost: 5 vs. Notre Dame (Sept. 10)
Sacks: 1 vs. Notre Dame (Sept. 10)
Sacks Against: 2 vs. Western Michigan (Sept. 3)
First Downs: 28 vs. Notre Dame (Sept. 10)
Penalties: 9 vs. Notre Dame (Sept. 10)
Penalty Yards: 75 vs. Notre Dame (Sept. 10)

2011 MICHIGAN SCORING DRIVES/PLAYS

2011 MICHIGAN SCORING DRIVES

OPPONENT	PLAYS	YARDS	TOP	RESULT	QTR	PLAY
Western Michigan	16	76	8:33	TD	2	Fitzgerald Toussaint 1 yd run (Brendan Gibbons kick)
Western Michigan				TD	2	Brandon Herron 94 yd int. return (Brendan Gibbons kick)
Western Michigan	9	74	4:17	TD	2	Fitzgerald Toussaint 2 yd run (Brendan Gibbons kick blocked)
Western Michigan				TD	3	Brandon Herron 29 yd fumble rec. (Brendan Gibbons kick)
Western Michigan	3	87	0:40	TD	3	Michael Shaw 44 yd run (Brendan Gibbons kick)
Notre Dame	2	45	0:48	TD	2	Junior Hemingway 43 yd pass from Denard Robinson (Brendan Gibbons kick)
Notre Dame	4	83	2:19	TD	4	Denard Robinson 1 yd run (Brendan Gibbons kick)
Notre Dame	5	40	2:35	TD	4	Jeremy Gallon 14 yd pass from Denard Robinson (Brendan Gibbons kick)
Notre Dame	5	58	1:04	TD	4	Vincent Smith 21 yd pass from Denard Robinson (Brendan Gibbons kick)
Notre Dame	3	80	0:30	TD	4	Roy Roundtree 16 yd pass from Denard Robinson (Brendan Gibbons kick)
Eastern Michigan	7	97	3:43	TD	2	Kevin Koger 9 yd pass from Denard Robinson (Brendan Gibbons kick)
Eastern Michigan	6	87	2:24	TD	2	Denard Robinson 11 yd run (Brendan Gibbons kick)
Eastern Michigan	13	83	5:43	TD	3	Fitzgerald Toussaint 1 yd run (Brendan Gibbons kick)
Eastern Michigan	11	75	5:53	TD	3	Drew Dileo 19 yd pass from Denard Robinson (Brendan Gibbons kick)
Eastern Michigan	13	84	6:14	FG	4	Brendan Gibbons 21 yd field goal

MICHIGAN SCORING DRIVE ANALYSIS

Category	Minus	0-9	10-19	20-29	30-39	40-49	50-59	60-69	70-79	80-89	90-99
Michigan TD	0	0	0	0	0	2	1	0	3	5	1
Michigan FG	0	0	0	0	0	0	0	0	0	1	0

Longest Drives:

Plays: 16, vs. Western Michigan (Sept. 3)

Yards: 97, vs. Eastern Michigan (Sept. 17)

Time of Possession: 8:33, vs. Western Michigan (Sept. 3)

2011 OPPONENT SCORING DRIVES/PLAYS

2011 OPPONENT SCORING DRIVES

OPPONENT	PLAYS	YARDS	TOP	RESULT	QTR	PLAY
Western Michigan	15	74	7:11	TD	1	Antoin Sciven 1 yd run (John Potter kick)
Western Michigan	7	43	1:06	FG	2	John Potter 36 yd FG
Notre Dame	7	57	3:46	TD	1	Theo Riddick 7 yd pass from Tommy Rees (David Ruffer kick)
Notre Dame	10	83	5:35	TD	1	Cierre Wood 4 yd run
Notre Dame	8	29	2:53	FG	2	David Ruffer 38 yd FG
Notre Dame	7	71	3:55	TD	3	TJ Jones 15 yd pass from Tommy Rees
Notre Dame	4	61	0:42	TD	4	Theo Riddick 29 yd pass from Tommy Rees
Eastern Michigan	7	20	3:20	FG	2	Kody Fulkerson 21 yd field goal

OPPONENT SCORING DRIVE ANALYSIS

Category	Minus	0-9	10-19	20-29	30-39	40-49	50-59	60-69	70-79	80-89	90-99
Opponent TD	0	0	0	0	0	0	1	1	2	1	0
Opponent FG	0	0	0	2	0	1	0	0	0	0	0

Longest Drives:

Plays: 15, Western Michigan (Sept. 3)

Yards: 83, Notre Dame (Sept. 10)

Time of Possession: 7:11, Western Michigan (Sept. 3)

TURNOVER CHART

MICHIGAN (FORCED 10)

How obtained	Qtr	Player	Plays/Yards	First Downs	Conclusion
Western Michigan (3)					
Interception	2	Carder by Herron			Touchdown; Herron 94-yard touchdown return
Fumble	3	Herron			Touchdown, Herron 29-yard touchdown return
Fumble	3	Van Bergen	4/51	2	End of Game (Called due to weather)
Notre Dame (5)					
Interception	2	Rees by Kovacs	2/45		Touchdown, Hemingway 43-yard touchdown pass from Robinson
Interception	2	Rees by Floyd	3/-1	0	Punt
Fumble	3	Campbell	4/14	1	Interception
Fumble	4	Van Bergen	3/61	2	Interception
Fumble	4	T.Robinson			End of Half
Fumble	1	T.Gordon	7/31	2	Interception
Interception	2	Gillett by T.Gordon	7/97	2	Touchdown, Koger 9-yard touchdown pass from Robinson

OPPONENT (FORCED 4)

How obtained	Qtr	Player	Plays/Yards	First Downs	Conclusion
Western Michigan (0)					
	--	--	--	--	--
Notre Dame (3)					
Interception	2	Robinson by Gray	3/2	0	Punt
Interception	3	Robinson by Motta	7/71	4	Touchdown; TJ Jones 15 yard touchdown pass from Rees
Interception	4	Robinson by Blanton	3/7	0	Punt
Interception	1	Robinson by Scott	10/72	3	Turnover on downs